


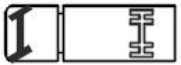
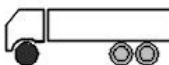
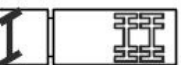
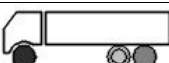
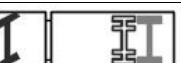



















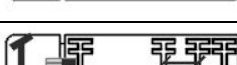

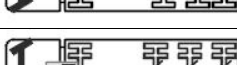

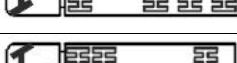


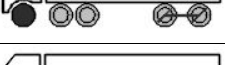
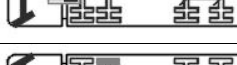


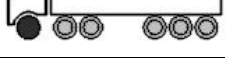
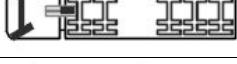
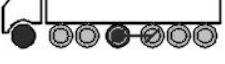

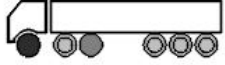

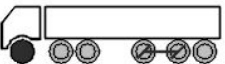

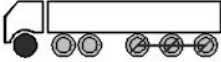
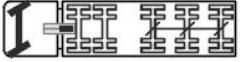
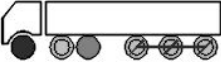



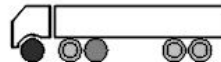


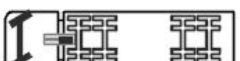





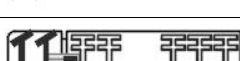








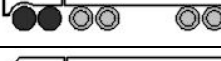
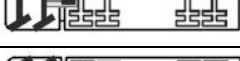


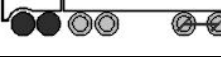
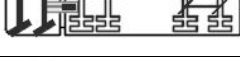


ANEXO

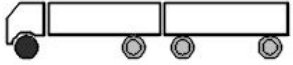
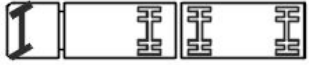
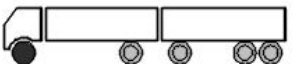

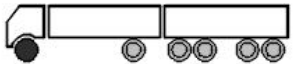
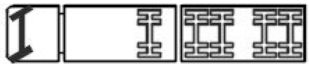
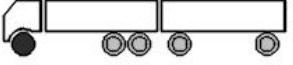
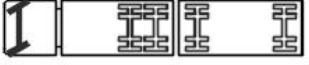
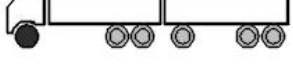













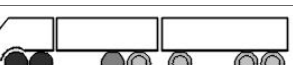



COMPOSIÇÕES HOMOLOGADAS PARA O TRANSPORTE DE CARGAS											
Caminhão	Peso máximo por eixo ou conjunto de eixos (t)	PBT E PBTC (t)						Comprimento máximo (m)			
		Comprimento total (m)									
		Inferior ou igual a 14,0	Inferior a 16,0	Superior ou igual a 16,0	Inferior a 17,5	Superior ou igual a 17,5	Superior a 19,8		Superior ou igual a 25,0		
C1			6 + 6 = 12	12							14,00
C2			6 + 10 = 16	16							
C3			6 + 17 = 23	23							
C4			6 + 13,5 = 19,5	19,5							
C5			6 + 13,5 = 19,5	19,5							
C6			12 + 10	22							
C7			12 + 17 = 29	29							
C8			12 + 13,5 = 25,5	25,5							
C9			12 + 13,5 = 25,5	25,5							

COMPOSIÇÕES HOMOLOGADAS PARA O TRANSPORTE DE CARGAS

Caminhão Trator + Semirreboque	Peso máximo por eixo ou conjunto de eixos (t)	PBT E PBTC (t)						Comprimento máximo (m)
		Comprimento total (m)						
		Inferior ou igual a 14,0	Inferior a 16,0	Superior ou igual a 16,0	Inferior a 17,5	Superior ou igual a 17,5	Superior a 19,8	
CTS1  	$6 + 10 + 10 = 26$		26	26				18,60
CTS2  	$6 + 10 + 17 = 33$		33	33				
CTS3  	$6 + 10 + 10 + 10 = 36$		36	36				
CTS4  	$6 + 10 + 25,5 = 41,5$		41,5	41,5				
CTS5  	$6 + 10 + 10 + 17 = 43$		43	43				
CTS6  	$6 + 10 + 10 + 10 + 10 = 46$		45	46				
CTS7  	$6 + 17 + 10 = 33$		33	33				
CTS8  	$6 + 17 + 10 + 10 = 43$		43	43				
CTS9  	$6 + 13,5 + 10 + 10 = 39,5$		39,5	39,5				
CTS10  	$6 + 17 + 25,5 = 48,5$		45	48,5				
CTS11  	$6 + 17 + 10 + 25,5 = 58,5$				48,5	58,5		
CTS12  	$6 + 13,5 + 25,5 = 45$		45	45				
CTS13  	$6 + 17 + 10 + 17 = 50$		45	50				
CTS14  	$6 + 13,5 + 10 + 17 = 46,5$		45	46,5				

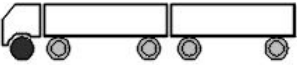
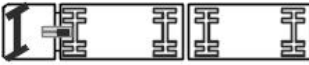
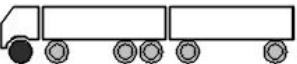

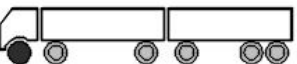

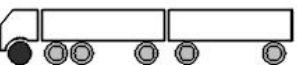

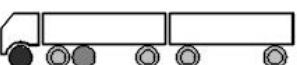
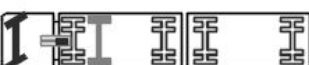
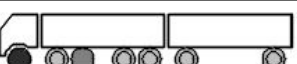
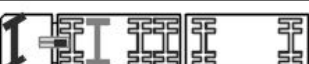
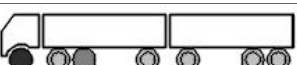
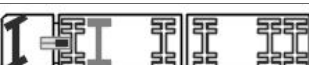
CTS15			$6 + 17 + 10 + 10 + 10 = 53$		45	53				
CTS16			$6 + 13,5 + 10 + 10 + 10 = 49,5$		45	49,5				
CTS17			$6 + 13,5 + 10 = 29,5$		29,5	29,5				
CTS18			$6 + 13,5 + 17 = 36,5$		36,5	36,5				
CTS19			$6 + 17 + 17 = 40$		40	40				
CTS20			$12 + 13,5 + 10 + 17 = 52,5$		45	52,5				
CTS21			$12 + 10 + 25,5 = 47,5$		45	47,5				
CTS22			$12 + 17 + 25,5 = 54,5$		45	54,5				
CTS23			$12 + 13,5 + 25,5 = 51$		45	51				
CTS24			$12 + 17 + 10 = 39$		39	39				
CTS25			$12 + 13,5 + 10 = 35,5$		35,5	35,5				
CTS26			$12 + 17 + 17 = 46$		45	46				
CTS27			$12 + 13,5 + 17 = 42,5$		42,5	42,5				
CTS28			$12 + 17 + 10 + 10 = 49$		45	49				
CTS29			$12 + 13,5 + 10 + 10 = 45,5$		45	45,5				

COMPOSIÇÕES HOMOLOGADAS PARA O TRANSPORTE DE CARGAS

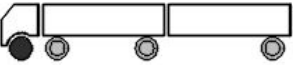
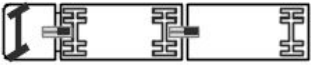
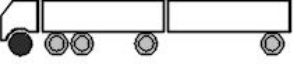



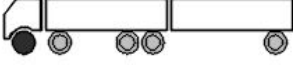

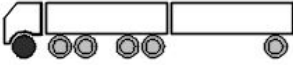
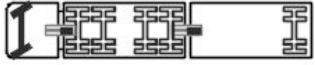
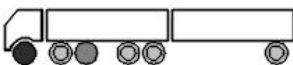

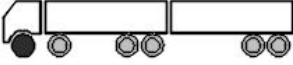
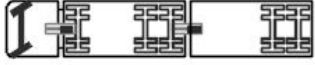


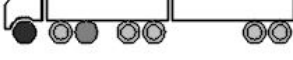

Caminhão + Reboque	Peso máximo por eixo ou conjunto de eixos (t)	PBT E PBTC (t)						Comprimento máximo (m)
		Comprimento total (m)						
		Inferior ou igual a 14,0	Inferior a 16,0	Superior ou igual a 16,0	Inferior a 17,5	Superior ou igual a 17,5	Superior a 19,8	
CR1  	$6 + 10 + 10 + 10 = 36$				36	36		
CR2  	$6 + 10 + 10 + 17 = 43$				43	43		
CR3  	$6 + 10 + 17 + 17 = 50$				45	50		
CR4  	$6 + 17 + 10 + 10 = 43$				43	43		
CR5  	$6 + 17 + 10 + 17 = 50$				45	50		
CR6  	$6 + 17 + 17 + 17 = 57$				45	57		
CR7  	$6 + 13,5 + 10 + 10 = 39,5$				39,5	39,5		
CR8  	$6 + 13,5 + 10 + 17 = 46,5$				45	46,5		
CR9  	$6 + 13,5 + 17 + 17 = 53,5$				45	53,5		
CR10  	$12 + 17 + 10 + 10 = 49$				45	49		
CR11  	$12 + 17 + 10 + 17 = 56$				45	56		
CR12  	$12 + 13,5 + 10 + 10 = 45,5$				45	45,5		
CR13  	$12 + 13,5 + 10 + 17 = 52,5$				45	52,5		

19,80

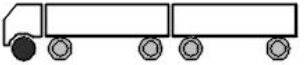
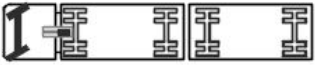
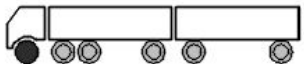

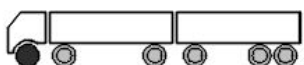


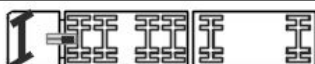
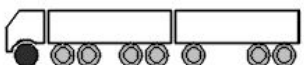
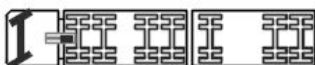
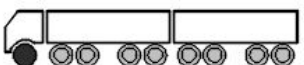
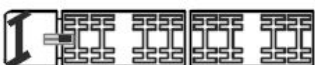

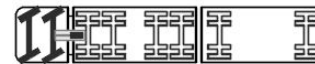
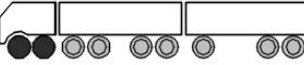
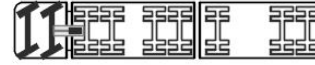
COMPOSIÇÕES HOMOLOGADAS PARA O TRANSPORTE DE CARGAS

Caminhão Trator + Semirreboque + Reboque		Peso máximo por eixo ou conjunto de eixos (t)	PBT E PBTC (t)						Comprimento máximo (m)		
			Comprimento total (m)								
			Inferior ou igual a 14,0	Inferior a 16,0	Superior ou igual a 16,0	Inferior a 17,5	Superior ou igual a 17,5	Superior a 19,8		Superior ou igual a 25,0	
CTSR1			$6 + 10 + 10 + 10 + 10 = 46$				45	46			19,80
CTSR2			$6 + 10 + 17 + 10 + 10 = 53$				45	53			
CTSR3			$6 + 10 + 10 + 10 + 17 = 53$				45	53			
CTSR4			$6 + 17 + 10 + 10 + 10 = 53$				45	53			
CTSR5			$6 + 13,5 + 10 + 10 + 10 = 49,5$				45	49,5			
CTSR6			$6 + 13,5 + 17 + 10 + 10 = 56,5$				45	56,5			
CTSR7			$6 + 13,5 + 10 + 10 + 17 = 56,5$				45	56,5			

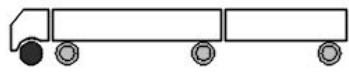
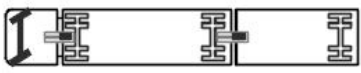
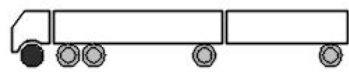
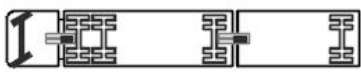
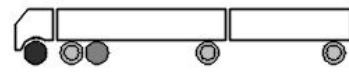
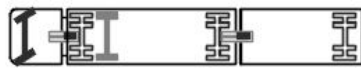
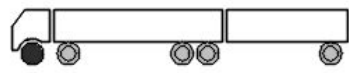
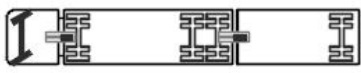
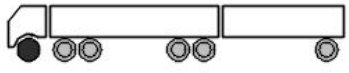
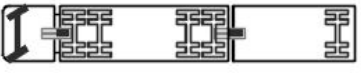
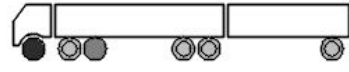
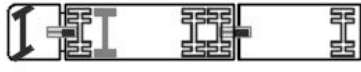
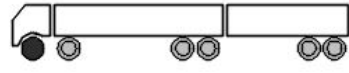
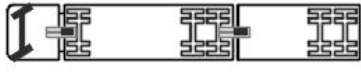
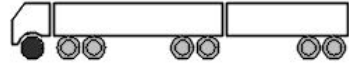
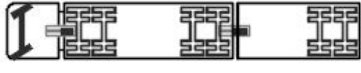
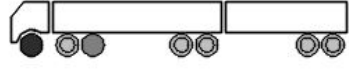
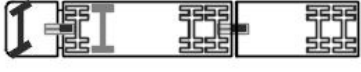
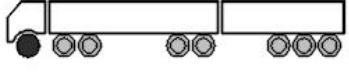
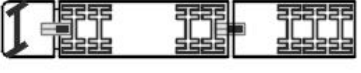

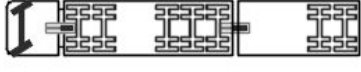
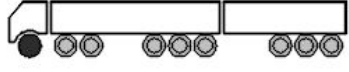
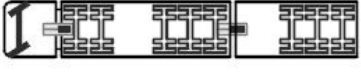
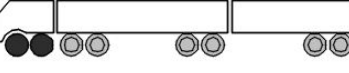
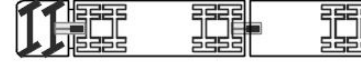
COMPOSIÇÕES HOMOLOGADAS PARA O TRANSPORTE DE CARGAS

Caminhão Trator + 2 Semirreboques	Peso máximo por eixo ou conjunto de eixos (t)	PBT E PBTC (t)						Comprimento máximo (m)		
		Comprimento total (m)								
		Inferior ou igual a 14,0	Inferior a 16,0	Superior ou igual a 16,0	Inferior a 17,5	Superior ou igual a 17,5	Superior a 19,8		Superior ou igual a 25,0	
CTSS1	 	$6 + 10 + 10 + 10 = 36$				36	36			19,80
CTSS2	 	$6 + 17 + 10 + 10 = 43$				43	43			
CTSS3	 	$6 + 13,5 + 10 + 10 = 39,5$				39,5	39,5			
CTSS4	 	$6 + 10 + 17 + 10 = 43$				43	43			
CTSS5	 	$6 + 17 + 17 + 10 = 50$				45	50			
CTSS6	 	$6 + 13,5 + 17 + 10 = 46,5$				45	46,5			
CTSS7	 	$6 + 10 + 17 + 17 = 50$				45	50			
CTSS8	 	$6 + 17 + 17 + 17 = 57$				45	57			
CTSS9	 	$6 + 13,5 + 17 + 17 = 53,5$				45	53,5			

COMPOSIÇÕES QUE NECESSITAM DE AUTORIZAÇÃO ESPECIAL DE TRÂNSITO (AET)

Caminhão Trator + Semirreboque + Reboque	Peso máximo por eixo ou conjunto de eixos (t)	PBT E PBTC (t)						Comprimento máximo (m)
		Comprimento total (m)						
		Inferior ou igual a 14,0	Inferior a 16,0	Superior ou igual a 16,0	Inferior a 17,5	Superior ou igual a 17,5	Superior a 19,8	
 	$6 + 10 + 10 + 10 + 10 = 46$						46	30,00
 	$6 + 17 + 10 + 10 + 10 = 53$						53	
 	$6 + 10 + 10 + 10 + 17 = 53$						53	
 	$6 + 17 + 17 + 10 + 10 = 60$						60	
 	$6 + 17 + 17 + 10 + 17 = 67$						67	
 	$6 + 17 + 17 + 17 + 17 = 74$						74	
 	$12 + 17 + 17 + 10 + 10 = 66$						66	
 	$12 + 17 + 17 + 10 + 17 = 73$						73	

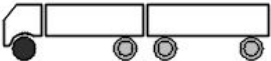

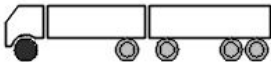

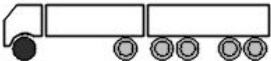

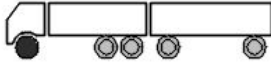
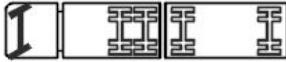
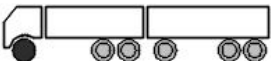
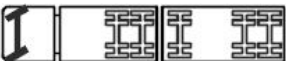
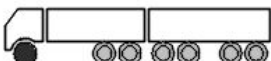
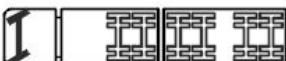
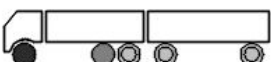

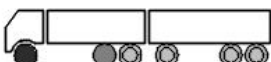

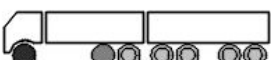

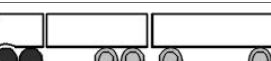
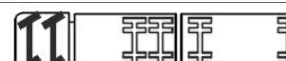

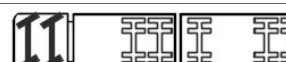
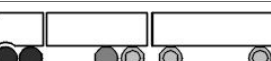

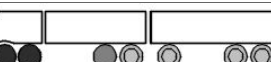

COMPOSIÇÕES QUE NECESSITAM DE AUTORIZAÇÃO ESPECIAL DE TRÂNSITO (AET)

Caminhão Trator + 2 Semirreboques		Peso máximo por eixo ou conjunto de eixos (t)	PBT E PBTC (t)						Comprimento máximo (m)	
			Comprimento total (m)							
			Inferior ou igual a 14,0	Inferior a 16,0	Superior ou igual a 16,0	Inferior a 17,5	Superior ou igual a 17,5	Superior a 19,8		Superior ou igual a 25,0
CTSS1+			$6 + 10 + 10 + 10 = 36$						36	30,00
CTSS2+			$6 + 17 + 10 + 10 = 43$						43	
CTSS3+			$6 + 13,5 + 10 + 10 = 39,5$						39,5	
CTSS4+			$6 + 10 + 17 + 10 = 43$						43	
CTSS5+			$6 + 17 + 17 + 10 = 50$						50	
CTSS6+			$6 + 13,5 + 17 + 10 = 46,5$						46,5	
CTSS7+			$6 + 10 + 17 + 17 = 50$						50	
CTSS8+			$6 + 17 + 17 + 17 = 57$						57	
CTSS9+			$6 + 13,5 + 17 + 17 = 53,5$						53,5	
CTSS10+			$6 + 17 + 17 + 25,5 = 65,5$						65,5	
CTSS11+			$6 + 17 + 25,5 + 17 = 65,5$						65,5	
CTSS12+			$6 + 17 + 25,5 + 25,5 = 74$						74	
CTSS13+			$12 + 17 + 17 + 17 = 63$						63	








COMPOSIÇÕES QUE NECESSITAM DE AUTORIZAÇÃO ESPECIAL DE TRÂNSITO (AET)












Caminhão + Reboque <sup>1</sup>		Peso máximo por eixo ou conjunto de eixos (t)	PBT E PBTC (t)						Comprimento máximo (m)		
			Comprimento total (m)								
			Inferior ou igual a 14,0	Inferior a 16,0	Superior ou igual a 16,0	Inferior a 17,5	Superior ou igual a 17,5	Superior a 19,8		Superior ou igual a 25,0	
CR1+			$6 + 10 + 10 + 10 = 36$						36		25,00
CR2+			$6 + 10 + 10 + 17 = 43$						43		
CR3+			$6 + 10 + 17 + 17 = 50$						50		
CR4+			$6 + 17 + 10 + 10 = 43$						43		
CR5+			$6 + 17 + 10 + 17 = 50$						50		
CR6+			$6 + 17 + 17 + 17 = 57$						57		
CR7+			$6 + 13,5 + 10 + 10 = 39,5$						39,5		
CR8+			$6 + 13,5 + 10 + 17 = 46,5$						46,5		
CR9+			$6 + 13,5 + 17 + 17 = 53,5$						53,5		
CR10+			$12 + 17 + 10 + 10 = 49$						49		
CR11+			$12 + 17 + 10 + 17 = 56$						56		
CR12+			$12 + 13,5 + 10 + 10 = 45,5$						45,5		
CR13+			$12 + 13,5 + 10 + 17 = 52,5$						52,5		

<sup>1</sup> Somente para reboques registrados até 30 de abril de 2009.













**COMPOSIÇÃO QUE NECESSITA DE AUTORIZAÇÃO ESPECIAL DE TRÂNSITO (AET)**

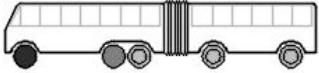
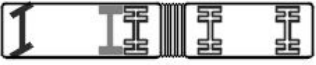
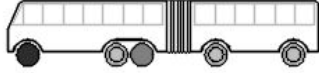



Caminhão Trator + Semirreboque + Reboque com rala		Peso máximo por eixo ou conjunto de eixos (t)	PBT E PBTC (t)						Comprimento máximo (m)
			Comprimento total (m)						
			Inferior ou igual a 14,0	Inferior a 16,0	Superior ou igual a 16,0	Inferior a 17,5	Superior ou igual a 17,5	Superior a 19,8	
CTSRr1+		$6 + 17 + 25,5 + 17 + 25,5 = 91$						91	30,00
CTSRr2+		$6 + 17 + 17 + 17 + 25,5 = 82,5$					82,5		
CTSRr3+		$6 + 17 + 25,5 + 17 + 17 = 82,5$					82,5		

COMPOSIÇÕES HOMOLOGADAS PARA O TRANSPORTE URBANO DE PASSAGEIROS



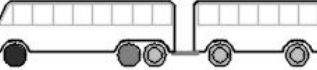





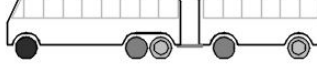

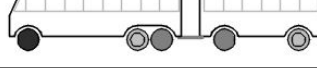





	Ônibus Urbano Convencional	Peso máximo por eixo ou conjunto de eixos (t)	PBT E PBTC (t)						Comprimento máximo (m)
			Comprimento total (m)						
			Inferior ou igual a 14,0	Inferior ou igual a 15,0	Superior ou igual a 16,0	Inferior a 17,5	Superior ou igual a 17,5	Inferior ou igual a 19,8	
OU1		6 + 6 = 12	12						14,00
OU2		6 + 10 = 16	16						
OU3		6 + 17 = 23	23						
OU4		6 + 13,5 = 19,5	19,5						
OU5		6 + 13,5 = 19,5	19,5						
OU6		12 + 10 = 22		22					15,00
OU7		6 + 6 + 10 = 22		22					
OU8		6 + 10 + 6 = 22		22					
OU9		12 + 17 = 29		29					
OU10		12 + 13,5 = 25,5		25,5					
OU11		12 + 13,5 = 25,5		25,5					

COMPOSIÇÕES HOMOLOGADAS PARA O TRANSPORTE URBANO DE PASSAGEIROS

Ônibus Urbano Articulado	Peso máximo por eixo ou conjunto de eixos (t)	PBT E PBTC (t)						Comprimento máximo (m)
		Comprimento total (m)						
		Inferior ou igual a 14,0	Inferior ou igual a 15,0	Superior ou igual a 16,0	Inferior a 17,5	Superior ou igual a 17,5	Inferior ou igual a 19,8	
OUA1 	$6 + 10 + 10 = 26$						26	19,80
OUA2 	$6 + 17 + 10 = 33$						33	
OUA3 	$6 + 13,5 + 10 = 29,5$						29,5	
OUA4 	$6 + 13,5 + 10 = 29,5$						29,5	
OUA5 	$6 + 6 + 10 + 10 = 32$						32	
OUA6 	$6 + 10 + 6 + 10 = 32$						32	
OUA7 	$6 + 6 + 17 = 29$						29	
OUA8 	$6 + 10 + 13,5 = 29,5$						29,5	
OUA9 	$6 + 10 + 13,5 = 29,5$						29,5	
OUA10 	$6 + 10 + 10 + 6 = 32$						32	
OUA11 	$6 + 10 + 6 + 10 = 32$						32	
OUA12 	$6 + 10 + 10 + 10 = 36$						36	


OUA13			$6 + 13,5 + 10 + 10 = 39,5$						39,5	
OUA14			$6 + 13,5 + 10 + 10 = 39,5$						39,5	
OUA15			$12 + 10 + 13,5 = 35,5$						35,5	

COMPOSIÇÕES HOMOLOGADAS PARA O TRANSPORTE URBANO DE PASSAGEIROS

Ônibus Urbano com Reboque		Peso máximo por eixo ou conjunto de eixos (t)	PBT E PBTC (t)						Comprimento máximo (m)	
			Comprimento total (m)							
			Inferior ou igual a 14,0	Inferior ou igual a 15,0	Superior ou igual a 16,0	Inferior a 17,5	Superior ou igual a 17,5	Inferior ou igual a 19,8		Superior ou igual a 25,0
OUR1	 	$6 + 10 + 10 + 10 = 36$						36		19,80
OUR2	 	$6 + 13,5 + 10 + 10 = 39,5$						39,5		
OUR3	 	$6 + 13,5 + 10 + 10 = 39,5$						39,5		
OUR4	 	$6 + 10 + 6 + 10 = 32$						32		
OUR5	 	$6 + 13,5 + 6 + 10 = 35,5$						35,5		
OUR6	 	$6 + 13,5 + 6 + 10 = 35,5$						35,5		
OUR7	 	$6 + 6 + 10 + 6 + 10 = 38$						38		
OUR8	 	$6 + 10 + 6 + 6 + 10 = 38$						38		

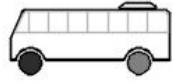

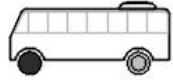



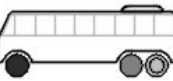

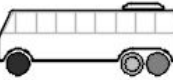

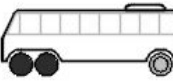

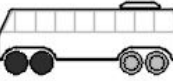



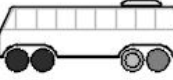

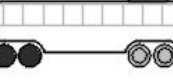

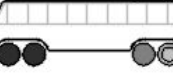






OUA13+	 <p>The illustration shows a side view of a bus on the left and a top-down view of its chassis on the right. The chassis view includes a steering axle, a front engine compartment, a central transmission area, and a rear engine compartment.</p>	$6 + 17 + 10 + 10 = 43$						43		
--------	--	-------------------------	--	--	--	--	--	----	--	--









COMPOSIÇÕES HOMOLOGADAS PARA O TRANSPORTE RODOVIÁRIO DE PASSAGEIROS







Ônibus Rodoviário Convencional		Peso máximo por eixo ou conjunto de eixos (t)	PBT E PBTC (t)						Comprimento máximo (m)	
			Comprimento total (m)							
			Inferior ou igual a 14,0	Inferior ou igual a 15,0	Superior ou igual a 16,0	Inferior a 17,5	Superior ou igual a 17,5	Superior ou igual a 19,8		Superior ou igual a 25,0
ORC1			$7 + 7 = 14$	14						14,00
ORC2			$7 + 11 = 18$	18						
ORC3			$7 + 18 = 25$	25						
ORC4			$7 + 14,5 = 21,5$	21,5						
ORC5			$7 + 14,5 = 21,5$	21,5						
ORC6			$13 + 11 = 24$	24						
ORC7			$13 + 18 = 31$	31						
ORC8			$13 + 14,5 = 27,5$	27,5						
ORC9			$13 + 14,5 = 27,5$	27,5						
ORC10			$13 + 18 = 31$		31					15,00
ORC11			$13 + 14,5 = 27,5$		27,5					

ORC12	 	$13 + 14,5 = 27,5$		27,5						
-------	---	--------------------	--	------	--	--	--	--	--	--

COMPOSIÇÕES HOMOLOGADAS PARA O TRANSPORTE RODOVIÁRIO DE PASSAGEIROS

Ônibus Rodoviário com Reboque	Peso máximo por eixo ou conjunto de eixos (t)	PBT E PBTC (t)						Comprimento máximo (m)
		Comprimento total (m)						
		Inferior ou igual a 14,0	Inferior ou igual a 15,0	Superior ou igual a 16,0	Inferior a 17,5	Superior ou igual a 17,5	Inferior ou igual a 19,8	
ORR1 	$7 + 11 + 11 + 11 = 40$						40	19,80
ORR2 	$7 + 14,5 + 11 + 11 = 43,5$						43,5	
ORR3 	$7 + 14,5 + 11 + 11 = 43,5$						43,5	
ORR4 	$7 + 11 + 7 + 11 = 36$						36	
ORR5 	$7 + 14,5 + 7 + 11 = 39,5$						39,5	
ORR6 	$7 + 14,5 + 7 + 11 = 39,5$						39,5	

## LEGENDA

	EIXO SIMPLES COM DOIS PNEUMÁTICOS
	EIXO SIMPLES COM QUATRO PNEUMÁTICOS
	EIXO DIRECIONAL OU AUTODIRECIONAL SIMPLES COM DOIS PNEUMÁTICOS
	EIXO DIRECIONAL OU AUTODIRECIONAL SIMPLES COM QUATRO PNEUMÁTICOS
	EIXO ISOLADO
	QUINTA RODA

## CÓDIGOS

C	Caminhão
CR	Caminhão + Reboque
CTS	Caminhão Trator + Semirreboque
CTSR	Caminhão Trator + Semirreboque + Reboque
CTSR+	Caminhão Trator + Semirreboque + Reboque que necessita de AET
CTSS+	Caminhão Trator + 2 Semirreboques que necessita de AET
CTSSS+	Caminhão Trator + 3 Semirreboques que necessita de AET
CTSRr+	Caminhão Trator + Semirreboque + Reboque com rala que necessita de AET
CR+	Caminhão + Reboque que necessita de AET
CRR+	Caminhão + 2 Reboques que necessita de AET
OU	Ônibus Urbano
OUA	Ônibus Urbano Articulado
OUR	Ônibus Urbano com Reboque
OUA+	Ônibus Urbano Articulado que necessita de AET
OUB+	Ônibus Urbano Bi-Articulado que necessita de AET
ORC	Ônibus Rodoviário Convencional
ORR	Ônibus Rodoviário com Reboque



Referência: Processo nº 50000.036835/2021-17



SEI nº 5496660