Anuário Estatístico de Acidentes do Trabalho

2015

MINISTÉRIO DA FAZENDA
SECRETARIA DE PREVIDÊNCIA
INSTITUTO NACIONAL DO SEGURO SOCIAL
MINISTÉRIO DO TRABALHO E EMPREGO
EMPRESA DE TECNOLOGIA E INFORMAÇÕES DA PREVIDÊNCIA SOCIAL

ANUÁRIO ESTATÍSTICO DE ACIDENTES DO TRABALHO

AEAT 2015

ISSN 1676-9694

Anuário Estatístico de Acidentes do Trabalho	Brasília	v.1	p.1-991	2015

MINISTÉRIO DA FAZENDA
Esplanada dos Ministérios, Bloco F, CEP 70059-900 – Brasília, DF – Brasil

MINISTÉRIO DO TRABALHO E EMPREGO
Esplanada dos Ministérios, Bloco F, CEP 70059-900 – Brasília, DF – Brasil

EMPRESA DE TECNOLOGIA E INFORMAÇÕES DA PREVIDÊNCIA SOCIAL – DATAPREV
Setor de Autarquias Sul – SAS, Quadra 1, Bloco E/F, CEP 70070-010 – Brasília, DF – Brasil

INSTITUTO NACIONAL DO SEGURO SOCIAL – INSS
Esplanada dos Ministérios, Bloco F, CEP 70059-900 – Brasília, DF – Brasil

ISSN 1676-9694

© MF/DATAPREV
É permitida a reprodução parcial ou total desta obra desde que citada a fonte.

Esta publicação foi elaborada conjuntamente pela Coordenação-Geral de Estatística Demografia e Atuária do Departamento do Regime Geral de Previdência Social da Secretaria de Políticas de Previdência Social/MF, pela Coordenação de Análise e Estudos em Métodos Quantitativos - COAQ da Coordenação Geral de Inteligência da Informação - CGII/DATAPREV e pela Coordenação-Geral de Fiscalização e Projetos do Departamento de Segurança e Saúde no Trabalho da Secretaria de Inspeção do Trabalho/MT.

COORDENAÇÃO GERAL
Alexandre Zioli Fernandes

SUPERVISÃO TÉCNICA
Rigan André Campos Gonzalez

SUPERVISÃO DE EXECUÇÃO E ANÁLISE
Daniel Mello Pinho

DIAGRAMAÇÃO
Leandro Resende Lourenço

EQUIPE TÉCNICA
Aline Guimarães Lorite
Alysson Paiva Salvador
Marcio de Souza Pinto
Marcos Flaviano Matos Soares
Pedro Augusto da Silva
Rafael Teixeira Silva
Sávio Augusto do Nascimento
Sergio Luiz Maximino
Tatiana Fernandes Silva

Edição: Secretaria de Políticas de Previdência Social
Departamento do Regime Geral de Previdência Social
Coordenação-Geral de Estatística, Demografia e Atuária
Esplanada dos Ministérios, Bl. F, 7º andar, Sala 741, CEP 70059-900, Brasília-DF
Tel.: (61) 2021-5115 – Fax: (61) 2021-5020

Editoração Eletrônica: ACS/MF e COAQ/DATAPREV

Impresso no Brasil / *Printed in Brazil* **Tiragem:** 280 exemplares

Distribuição: Assessoria de Comunicação Social
Esplanada dos Ministérios, Bl. F, 8º andar, sala 835, CEP 70059-900 – Brasília-DF
Tel.: (61) 2021-5109/2021-5009 – Fax: (61) 2021-5520
Dados Internacionais de Catalogação na Publicação (CIP)
Biblioteca. Seção de Processos Técnicos – TEM

Anuário Estatístico de Acidentes do Trabalho : AEAT 2015 / Ministério da Fazenda ... [et al.]. – vol. 1 (2009) – . – Brasília : MF, 2015. 991 p.

Anual.

Inclui um CD – Rom contendo dois aplicativos: o AEAT InfoLogo e o AEAT Eletrônico
ISSN 1676-9694.

1. Acidente do Trabalho, Estatística, Anuário, Brasil. I. Ministério da Fazenda (MF).

CDD 614.80212

Sumário

Apresentação *6*

Seção I - Estatísticas de Acidentes do Trabalho *8*

Subseção A - Acidentes do Trabalho *13*

Capítulo 1 - Brasil e Grandes Regiões *15*
Capítulo 2 - Rondônia *69*
Capítulo 3 - Acre *77*
Capítulo 4 - Amazonas *83*
Capítulo 5 - Roraima *91*
Capítulo 6 - Pará *97*
Capítulo 7 - Amapá *106*
Capítulo 8 - Tocantins *112*
Capítulo 9 - Maranhão *118*
Capítulo 10 - Piauí *125*
Capítulo 11 - Ceará *132*
Capítulo 12 - Rio Grande do Norte *140*
Capítulo 13 - Paraíba *148*
Capítulo 14 - Pernambuco *155*
Capítulo 15 - Alagoas *164*
Capítulo 16 - Sergipe *171*
Capítulo 17 - Bahia *178*
Capítulo 18 - Minas Gerais *187*
Capítulo 19 - Espírito Santo *197*
Capítulo 20 - Rio de Janeiro *205*
Capítulo 21 - São Paulo *215*
Capítulo 22 - Paraná *225*
Capítulo 23 - Santa Catarina *235*
Capítulo 24 - Rio Grande do Sul *245*
Capítulo 25 - Mato Grosso do Sul *255*
Capítulo 26 - Mato Grosso *263*
Capítulo 27 - Goiás *271*
Capítulo 28 - Distrito Federal *280*

Subseção B - Acidentes do Trabalho Liquidados *288*

Capítulo 29 - Brasil e Grandes Regiões *290*
Capítulo 30 - Rondônia *338*
Capítulo 31 - Acre *344*
Capítulo 32 - Amazonas *348*
Capítulo 33 - Roraima *354*
Capítulo 34 - Pará *358*
Capítulo 35 - Amapá *365*
Capítulo 36 - Tocantins *369*

Capítulo 37 - Maranhão *374*
Capítulo 38 - Piauí *380*
Capítulo 39 - Ceará *386*
Capítulo 40 - Rio Grande do Norte *393*
Capítulo 41 - Paraíba *399*
Capítulo 42 - Pernambuco *405*
Capítulo 43 - Alagoas *413*
Capítulo 44 - Sergipe *419*
Capítulo 45 - Bahia *425*
Capítulo 46 - Minas Gerais *433*
Capítulo 47 - Espírito Santo *442*
Capítulo 48 - Rio de Janeiro *450*
Capítulo 49 - São Paulo *459*
Capítulo 50 - Paraná *468*
Capítulo 51 - Santa Catarina *477*
Capítulo 52 - Rio Grande do Sul *486*
Capítulo 53 - Mato Grosso do Sul *495*
Capítulo 54 - Mato Grosso *502*
Capítulo 55 - Goiás *509*
Capítulo 56 - Distrito Federal *517*

Subseção C - Acidentes do Trabalho Segundo a CID ***524***
Capítulo 57 - Brasil e Grandes Regiões *526*

Subseção D - Acidentes do Trabalho Segundo o Município ***580***
Capítulo 58 - Estatísticas Municipais *582*

Seção II - Indicadores de Acidentes do Trabalho ***661***
Capítulo 59 - Brasil *664*
Capítulo 60 - Rondônia *680*
Capítulo 61 - Acre *687*
Capítulo 62 - Amazonas *691*
Capítulo 63 - Roraima *700*
Capítulo 64 - Pará *703*
Capítulo 65 - Amapá *711*
Capítulo 66 - Tocantins *715*
Capítulo 67 - Maranhão *722*
Capítulo 68 - Piauí *732*
Capítulo 69 - Ceará *740*
Capítulo 70 - Rio Grande do Norte *752*
Capítulo 71 - Paraíba *762*
Capítulo 72 - Pernambuco *772*
Capítulo 73 - Alagoas *786*
Capítulo 74 - Sergipe *794*
Capítulo 75 - Bahia *801*
Capítulo 76 - Minas Gerais *813*
Capítulo 77 - Espírito Santo *827*
Capítulo 78 - Rio de Janeiro *837*
Capítulo 79 - São Paulo *851*
Capítulo 80 - Paraná *867*
Capítulo 81 - Santa Catarina *881*
Capítulo 82 - Rio Grande do Sul *894*
Capítulo 83 - Mato Grosso do Sul *908*
Capítulo 84 - Mato Grosso *916*
Capítulo 85 - Goiás *924*
Capítulo 86 - Distrito Federal *935*

Anexos ***943***

Relação de Fontes ***971***

Lista de Siglas ***973***

Lista de Tabelas **975**

Lista de Gráficos **987**

Apresentação

Contribuindo para o maior conhecimento dos temas relacionados aos acidentes do trabalho o Ministério da Previdência Social e o Ministério do Trabalho e Emprego apresentam o Anuário Estatístico de Acidentes do Trabalho – AEAT, edição 2015. O AEAT, publicado desde o ano 2000, constitui-se em instrumento essencial de trabalho para os profissionais que desempenham atividades nas áreas de saúde e segurança do trabalhador, assim como para pesquisadores e demais pessoas interessadas no tema.

Neste Anuário são apresentados dados sobre acidentes do trabalho, suas principais conseqüências, os setores de atividades econômicas e a localização geográfica de ocorrência dos eventos. Desta forma, é possível construir um diagnóstico mais preciso acerca destes acidentes, e propiciar a elaboração de políticas mais eficazes para as áreas relacionadas com o tema. São apresentadas ainda estatísticas sobre acidentes segundo a Classificação Internacional de Doenças – CID mais incidentes por região.

Em função da mudança na metodologia de concessão de benefícios acidentários por parte do Instituto Nacional do Seguro Social – INSS, introduzida a partir de abril de 2007, o AEAT passou a trazer além das informações coletadas pelo INSS por meio da Comunicação de Acidente do Trabalho – CAT, informações que tem origem nos benefícios de natureza acidentária concedidos pelo INSS.

São publicadas ainda estatísticas básicas sobre acidentes do trabalho nos municípios brasileiros, contemplando os acidentes por motivo e o número de óbitos causados por acidentes do trabalho, o que permite um detalhamento maior sobre a distribuição espacial dos acidentes no país.

O AEAT 2015 também contém um conjunto de indicadores de acidentes do trabalho por setor de atividade e unidade da federação, que permitem mensurar a exposição dos trabalhadores aos níveis de risco inerentes à atividade econômica, permitindo o acompanhamento das flutuações e tendências históricas dos acidentes e seus impactos nas empresas e na vida dos trabalhadores. Esses indicadores subsidiam estudos sobre o tema e o planejamento de ações na área de saúde e segurança do trabalhador. Os sete indicadores aqui propostos não são exaustivos, mas são ferramentas que permitem uma avaliação da evolução temporal dos aspectos de incidência, mortalidade, letalidade e acidentalidade.

O Anuário Estatístico de Acidentes do Trabalho 2015 está disponível em edição impressa e na internet, na página do Ministério da Previdência Social (www.previdencia.gov.br). Na internet o usuário tem acesso ao aplicativo AEAT INFOLOGO que permite ao usuário recuperar o conjunto de informações publicadas em todas as edições, sendo possível, ainda, a elaboração de tabelas e gráficos personalizados e séries temporais.

Seção I - Estatísticas de Acidentes do Trabalho

Subseção A - Acidentes do Trabalho

Capítulo 1 - Brasil e Grandes Regiões
Capítulo 2 - Rondônia
Capítulo 3 - Acre
Capítulo 4 - Amazonas
Capítulo 5 - Roraima
Capítulo 6 - Pará
Capítulo 7 - Amapá
Capítulo 8 - Tocantins
Capítulo 9 - Maranhão
Capítulo 10 - Piauí
Capítulo 11 - Ceará
Capítulo 12 - Rio Grande do Norte
Capítulo 13 - Paraíba
Capítulo 14 - Pernambuco
Capítulo 15 - Alagoas
Capítulo 16 - Sergipe
Capítulo 17 - Bahia
Capítulo 18 - Minas Gerais
Capítulo 19 - Espírito Santo
Capítulo 20 - Rio de Janeiro
Capítulo 21 - São Paulo
Capítulo 22 - Paraná
Capítulo 23 - Santa Catarina
Capítulo 24 - Rio Grande do Sul
Capítulo 25 - Mato Grosso do Sul
Capítulo 26 - Mato Grosso
Capítulo 27 - Goiás
Capítulo 28 - Distrito Federal

Subseção B - Acidentes do Trabalho Liquidados

Capítulo 29 - Brasil e Grandes Regiões
Capítulo 30 - Rondônia
Capítulo 31 - Acre
Capítulo 32 - Amazonas
Capítulo 33 - Roraima
Capítulo 34 - Pará
Capítulo 35 - Amapá
Capítulo 36 - Tocantins
Capítulo 37 - Maranhão

Capítulo 38 - Piauí
Capítulo 39 - Ceará
Capítulo 40 - Rio Grande do Norte
Capítulo 41 - Paraíba
Capítulo 42 - Pernambuco
Capítulo 43 - Alagoas
Capítulo 44 - Sergipe
Capítulo 45 - Bahia
Capítulo 46 - Minas Gerais
Capítulo 47 - Espírito Santo
Capítulo 48 - Rio de Janeiro
Capítulo 49 - São Paulo
Capítulo 50 - Paraná
Capítulo 51 - Santa Catarina
Capítulo 52 - Rio Grande do Sul
Capítulo 53 - Mato Grosso do Sul
Capítulo 54 - Mato Grosso
Capítulo 55 - Goiás
Capítulo 56 - Distrito Federal

Subseção C - Acidentes do Trabalho segundo a CID
Capítulo 57 - Brasil e Grandes Regiões

Subseção D - Acidentes do Trabalho segundo o Município
Capítulo 58 - Estatísticas Municipais

Seção I - Estatísticas de Acidentes do Trabalho

Segundo o artigo 19 da Lei nº 8.213, de 24 de julho de 1991, “acidente do trabalho é o que ocorre pelo exercício do trabalho a serviço da empresa, ou pelo exercício do trabalho do segurado especial, provocando lesão corporal ou perturbação funcional, de caráter temporário ou permanente”. Pode causar desde um simples afastamento, a perda ou a redução da capacidade para o trabalho, até mesmo a morte do segurado.

Também são considerados como acidentes do trabalho: a) o acidente ocorrido no trajeto entre a residência e o local de trabalho do segurado; b) a doença profissional, assim entendida a produzida ou desencadeada pelo exercício do trabalho peculiar a determinada atividade; e c) a doença do trabalho, adquirida ou desencadeada em função de condições especiais em que o trabalho é realizado e com ele se relacione diretamente. Nestes dois últimos casos, a doença deve constar da relação de que trata o Anexo II do Regulamento da Previdência Social, aprovado pelo Decreto no 3.048, de 6/5/1999. Em caso excepcional, constatando-se que a doença não incluída na relação constante do Anexo II resultou de condições especiais em que o trabalho é executado e com ele se relaciona diretamente, a Previdência Social deve equipará-la a acidente do trabalho.

Não são consideradas como doença do trabalho a doença degenerativa; a inerente a grupo etário; a que não produz incapacidade laborativa; a doença endêmica adquirida por segurados habitantes de região onde ela se desenvolva, salvo se comprovado que resultou de exposição ou contato direto determinado pela natureza do trabalho.

Equiparam-se também a acidente do trabalho:

I – o acidente ligado ao trabalho que, embora não tenha sido a causa única, haja contribuído diretamente para a morte do segurado, para perda ou redução da sua capacidade para o trabalho, ou que tenha produzido lesão que exija atenção médica para a sua recuperação;

II – o acidente sofrido pelo segurado no local e horário do trabalho, em conseqüência de ato de agressão, sabotagem ou terrorismo praticado por terceiro ou companheiro de trabalho; ofensa física intencional, inclusive de terceiro, por motivo de disputa relacionada com o trabalho; ato de imprudência, de negligência ou de imperícia de terceiro, ou de companheiro de trabalho; ato de pessoa privada do uso da razão; desabamento, inundação, incêndio e outros casos fortuitos decorrentes de força maior;

III – a doença proveniente de contaminação acidental do empregado no exercício de sua atividade;

IV – o acidente sofrido pelo segurado, ainda que fora do local e horário de trabalho, na execução de ordem ou na realização de serviço sob a autoridade da empresa; na prestação espontânea de qualquer serviço à empresa para lhe evitar prejuízo ou proporcionar proveito; em viagem a serviço da empresa, inclusive para estudo, quando financiada por esta dentro de seus planos para melhor capacitação da mão-de-obra, independentemente do meio de locomoção utilizado, inclusive veículo de propriedade do segurado; no percurso da residência para o local de trabalho ou deste para aquela, qualquer que seja o meio de locomoção, inclusive veículo de propriedade do segurado.

Entende-se como percurso o trajeto da residência ou do local de refeição para o trabalho ou deste para aqueles, independentemente do meio de locomoção, sem alteração ou interrupção voluntária do percurso habitualmente realizado pelo segurado. O empregado será considerado no exercício do trabalho no período destinado à refeição ou descanso, ou por ocasião da satisfação de outras necessidades fisiológicas, no local do trabalho ou durante este.

Para que o acidente, ou a doença, seja considerado como acidente do trabalho é imprescindível que seja caracterizado tecnicamente pela perícia médica do INSS, que fará o reconhecimento técnico do nexo causal entre o acidente e a lesão; a doença e o trabalho; e a causa mortis e o acidente. Na conclusão da perícia médica, o médico-perito pode decidir pelo encaminhamento do segurado para retornar ao trabalho ou emitir um parecer sobre o afastamento.

São elegíveis aos benefícios concedidos em razão da existência de incapacidade laborativa decorrente dos riscos ambientais do trabalho: o segurado empregado, o trabalhador avulso e o segurado especial, no exercício de suas atividades.

Nas subseções seguintes são apresentadas informações sobre a quantidade de acidentes com e sem Comunicação de Acidente de Trabalho – CAT registradas e acidentes liquidados com detalhamentos por Unidade da Federação e Classificação Nacional de Atividade Econômica – CNAE, segundo a CID, e ainda, informações de acidentes segundo o motivo e quantidade de óbitos decorrentes de acidentes do trabalho, por município para os anos de 2013, 2014 e 2015.

O Anexo I, ao final deste Anuário, apresenta os códigos da Classificação Nacional de Atividade Econômica - CNAE, sua segmentação por Seção, Divisão, Grupo e Classe, além de sua respectiva descrição.

A Nova Sistemática de Concessão de Benefícios Acidentários

A partir de abril de 2007, o INSS instituiu uma nova sistemática de concessão de benefícios acidentários que teve impacto sobre a forma como são levantadas as estatísticas de acidentes do trabalho apresentadas nessa seção. Apresentamos a seguir uma breve explicação sobre os fundamentos, as alterações implementadas e suas implicações para as estatísticas de acidentes do trabalho.

Em 2004, o Conselho Nacional de Previdência Social – CNPS aprovou a Resolução nº 1.236/2004 com uma nova metodologia para flexibilizar as alíquotas de contribuição destinadas ao financiamento do benefício aposentadoria especial e daqueles concedidos em razão do grau de incidência de incapacidade laborativa decorrente dos riscos ambientais do trabalho. Essa metodologia teve como objetivo, entre outros, estimular o investimento dos empregadores em melhorias nos métodos produtivos e na qualificação dos trabalhadores visando a reduzir os riscos ambientais do trabalho[1].

A metodologia aprovada necessitava de uma nova forma de identificação dos acidentes de trabalho que, aliada à CAT, minimizasse a subnotificação dos acidentes e das doenças do trabalho e evitasse que a empresa fosse beneficiada por meio da sonegação de informações ao INSS. Estudos aplicando fundamentos estatísticos e epidemiológicos, mediante o cruzamento dos dados de código da Classificação Internacional de Doenças – CID-10 e de código da Classificação Nacional de Atividade Econômica – CNAE, permitiram identificar forte associação entre agravos[2] e as atividades desenvolvidas pelo trabalhador.

A partir da identificação das fortes associações entre agravo e atividade laboral foi possível construir uma matriz, com pares de associação de códigos da CNAE e da CID-10, que subsidia a análise da incapacidade laborativa pela medicina pericial do INSS: o Nexo Técnico Epidemiológico Previdenciário – NTEP. O NTEP surge, então, como mais um instrumento auxiliar na análise e conclusão acerca da origem da incapacidade laborativa pela perícia médica do INSS.

A partir da implementação do NTEP, a perícia médica passa a adotar três etapas seqüenciais e hierarquizadas para a identificação e caracterização da natureza da incapacidade – se acidentária ou não-acidentária (previdenciária). As três etapas são:

1 – Identificação de ocorrência de Nexo Técnico Profissional ou do Trabalho – NTP/T – verificação da existência da relação “agravo – exposição” ou “exposição – agravo” (Listas A e B do Anexo II do Decreto nº 3.048/1999);

2 – Identificação de ocorrência de Nexo Técnico Epidemiológico Previdenciário – NTEP – averiguação do cruzamento do código da CNAE com o código da CID-10 e a presença na matriz do NTEP (publicada na Lista C do Anexo II do Decreto nº 3.048/1999);

3 – Identificação de ocorrência de Nexo Técnico por Doença Equiparada a Acidente do Trabalho – NTDEAT –

1 Esse estímulo é decorrente da criação do Fator Acidentário de Prevenção – FAP que é o instrumento pelo qual se flexibiliza as alíquotas de contribuição destinadas ao financiamento do benefício aposentadoria especial e daqueles concedidos em razão do grau de incidência de incapacidade laborativa decorrente dos riscos ambientais do trabalho. O FAP é calculado considerando os registros de acidentes e doenças do trabalho e de benefícios acidentários contabilizados em um período de dois anos. Sua aplicação iniciou-se a partir de janeiro de 2010 e o seu cálculo é feito anualmente.

2 Agravo é a forma como se convencionou chamar no âmbito da Previdência Social lesões, doenças, transtornos de saúde, distúrbios, disfunções ou a síndrome de evolução aguda, subaguda ou crônica, de natureza clínica ou subclínica, inclusive morte, independentemente do tempo de latência.

implica a análise individual do caso, mediante o cruzamento de todos os elementos levados ao conhecimento do médico-perito, da situação geradora da incapacidade e a anamnese.

A ocorrência de qualquer um dos três nexos implicará a concessão de um benefício de natureza acidentária. Se não houver nenhum dos nexos, o benefício será classificado como previdenciário.

Juntamente com a adoção da nova sistemática, o INSS alterou seus procedimentos e a existência de uma CAT registrada deixou de ser condição fundamental para a caracterização de um benefício como acidentário, embora a entrega da CAT continue sendo uma obrigação legal. O fim dessa condição implicou alterações nas estatísticas apresentadas nessa seção. Passou-se a ter um conjunto de benefícios classificados como acidentários pelo INSS, para os quais não há CAT registrada. Em função disso nas tabelas que tratam de acidentes registrados foi incluída uma coluna adicional que traz informações sobre os benefícios acidentários concedidos pelo INSS para os quais não foram registradas CAT[3]. O conjunto dos acidentes do trabalho passou a ser então a soma dos acidentes e doenças do trabalho informados por meio da CAT com os acidentes e doenças que deram origem a benefícios de natureza acidentária para os quais não há CAT informada.

3 abe observar que embora a entrega da CAT deva, por força de lei, ser feita em até 48 horas da ocorrência do acidente, o INSS recebe o documento a qualquer tempo. Portanto, pode ocorrer de uma CAT referente a um acidente ser entregue após a concessão de um benefício acidentário originado deste acidente. Nesta seção são consideradas todas as CAT entregues no ano civil e todos os benefícios concedidos nesse mesmo ano.

Subseção A - Acidentes do Trabalho

Tendo em vista as mudanças na metodologia de caracterização de acidentes de trabalho na concessão de benefícios previdenciários a partir de abril de 2007, entendem-se como acidentes do trabalho aqueles eventos que tiveram Comunicação de Acidente do Trabalho – CAT registrada no INSS e aqueles que, embora não tenham sido objeto de CAT, deram origem a benefício por incapacidade de natureza acidentária. As informações aqui apresentadas são do Sistema de Comunicação de Acidentes do Trabalho, com base nas Comunicações de Acidentes do Trabalho – CAT registradas nas Agências da Previdência Social ou pela Internet, bem como do Sistema Único de Benefícios – SUB, utilizado pelo INSS.

Os principais conceitos tratados neste capítulo são apresentados a seguir:

Acidentes Com CAT Registrada – correspondem ao número de acidentes cuja Comunicação de Acidentes do Trabalho – CAT foi registrada no INSS. Não é contabilizado o reinício de tratamento ou afastamento por agravamento de lesão de acidente do trabalho ou doença do trabalho, já comunicado anteriormente ao INSS;

Acidentes Sem CAT Registrada – correspondem ao número de acidentes cuja Comunicação de Acidentes do Trabalho – CAT não foi registrada no INSS. O acidente é identificado por meio de um dos possíveis nexos: Nexo Técnico Profissional/Trabalho, Nexo Técnico Epidemiológico Previdenciário – NTEP, Nexo Técnico por Doença Equiparada a Acidente do Trabalho ou Nexo Individual. Esta identificação é feita pela nova forma de concessão de benefícios acidentários;

Acidentes Típicos – são os acidentes decorrentes da característica da atividade profissional desempenhada pelo segurado acidentado. Esse dado somente está disponível para acidentes que foram registrados por meio da CAT;

Acidentes de Trajeto – são os acidentes ocorridos no trajeto entre a residência e o local de trabalho do segurado e vice-versa. Esse dado somente está disponível para acidentes que foram registrados por meio da CAT;

Doença do Trabalho – – são as doenças profissionais, aquelas produzidas ou desencadeadas pelo exercício do trabalho peculiar a determinado ramo de atividade, conforme disposto no Anexo II do Regulamento da Previdência Social – RPS, aprovado pelo Decreto no 3.048, de 6 de maio de 1999; e as doenças do trabalho, aquelas adquiridas ou desencadeadas em função de condições especiais em que o trabalho é realizado e com ele se relacione diretamente. Esse dado somente está disponível para acidentes que foram registrados por meio da CAT.

Os dados de acidentes do trabalho com CAT registrada são provenientes das comunicações entregues ao INSS. A empresa deve comunicar o acidente do trabalho, ocorrido com seu empregado, havendo ou não afastamento do trabalho, até o primeiro dia útil seguinte ao da ocorrência e, em caso de morte, de imediato à autoridade competente, sob pena de multa variável entre os valores mínimo e máximo do salário de contribuição, sucessivamente aumentada nas reincidências, aplicada e cobrada na forma do artigo 286 do Regulamento da Previdência Social – RPS, aprovado pelo Decreto no 3.048, de 6 de maio de 1999.

A CAT é apresentada em três tipos, a saber: tipo 1 – Inicial, 2 – Reabertura e 3 – Óbito. Assim, uma CAT é considerada “Inicial” quando corresponder ao registro do evento acidente do trabalho, típico ou de trajeto, ou doença profissional ou do trabalho; é considerada “Reabertura” a correspondente ao reinício de tratamento ou afastamento por

agravamento de lesão de acidente do trabalho ou doença profissional ou do trabalho, já comunicado anteriormente ao INSS; e "Comunicação de Óbito" a correspondente a falecimento decorrente de acidente ou doença profissional ou do trabalho, ocorrido após a emissão da CAT inicial. As CAT de reabertura e de comunicação de óbito vinculam-se, sempre, as CAT iniciais, a fim de evitar-se a duplicação na captação das informações relativas aos registros.

A contabilização dos registros de CAT é feita considerando-se a data da ocorrência do acidente. No caso de doença profissional ou do trabalho, é considerada a data do início da incapacidade laborativa para o exercício da atividade habitual ou o dia em que for realizado o diagnóstico, valendo para este efeito o que ocorrer primeiro. Tabulações posteriores podem gerar números diferentes, no caso de registros de acidentes serem realizados em datas posteriores aos seus fatos geradores tendo, conseqüentemente, referência temporal associada a anos anteriores. Dessa forma, a cada edição do AEAT são republicados dados referentes ao ano imediatamente anterior, neste caso os de 2014.

Os dados de acidentes sem CAT registrada são obtidos pelo levantamento da diferença entre o conjunto de benefícios acidentários concedidos pelo INSS com data de acidente no ano civil e o conjunto de benefícios acidentários concedidos com CAT vinculada, referente ao mesmo ano. Os dados de caracterização do acidentado são obtidos do Sistema Único de Benefícios – SUB.

São apresentadas informações sobre a quantidade de acidentes do trabalho, para os anos de 2013 a 2015, segundo: a) situação do registro, motivo do acidente e CNAE para o Brasil, Grandes Regiões e Unidades da Federação; b) situação do registro, motivo do acidente e grupos de idade e sexo para o Brasil e Unidades da Federação; e, c) situação do registro, dados mensais por motivo do acidente para o Brasil e Unidades da Federação. Deve ser observado que para os acidentes do trabalho sem CAT, não é possível fazer a classificação por tipo de acidente, uma vez que a metodologia utilizada pelo INSS não permite esse grau de detalhamento.

Cabe ressaltar que os dados relativos ao ano de 2015 são preliminares, ou seja, tabulações posteriores podem gerar números diferentes, uma vez que algumas CAT poderão ser registradas posteriormente à data da leitura inicial.

Capítulo 1 - Brasil e Grandes Regiões

1.1 - Quantidade de acidentes do trabalho, por situação do registro e motivo, segundo a Classificação Nacional de Atividades Econômicas (CNAE), no Brasil - 2013/2015

(continua)

CNAE	QUANTIDADE DE ACIDENTES DO TRABALHO																	
	Total			Com CAT Registrada												Sem CAT Registrada		
				Total			Motivo											
							Típico			Trajeto			Doença do Trabalho					
	2013	2014	2015	2013	2014	2015	2013	2014	2015	2013	2014	2015	2013	2014	2015	2013	2014	2015
TOTAL	**725.664**	**712.302**	**612.632**	**563.704**	**564.283**	**502.942**	**434.339**	**430.454**	**383.663**	**112.183**	**116.230**	**106.039**	**17.182**	**17.599**	**13.240**	**161.960**	**148.019**	**109.690**
0111	**750**	**1.577**	**1.286**	**586**	**623**	**477**	**514**	**528**	**419**	**68**	**85**	**56**	**4**	**10**	**2**	**164**	**954**	**809**
0112	166	1.242	960	149	171	128	131	159	118	18	12	9	–	–	1	17	1.071	832
0113	4.096	2.590	2.132	3.546	2.436	1.992	3.316	2.231	1.851	211	193	109	19	12	32	550	154	140
0114	26	67	62	22	29	27	14	21	17	6	7	10	2	1	–	4	38	35
0115	1.397	1.273	1.132	1.179	1.273	1.132	1.027	1.107	1.015	144	159	116	8	7	1	218	–	–
0116	79	75	42	53	75	42	45	64	39	8	11	3	–	–	–	26	–	–
0119	397	269	277	311	269	277	259	220	230	49	48	46	3	1	1	86	–	–
0121	303	1.992	1.481	272	153	128	242	130	96	28	20	31	2	3	1	31	1.839	1.353
0122	126	109	91	103	105	87	79	85	74	23	19	13	1	1	–	23	4	4
0131	1.235	977	956	1.094	977	956	1.035	937	880	55	36	69	4	4	7	141	–	–
0132	414	435	421	372	435	421	332	309	381	37	125	37	3	1	3	42	–	–
0133	1.120	761	692	771	761	692	688	645	603	73	112	85	10	4	4	349	–	–
0134	1.060	683	482	909	623	438	851	574	406	53	43	32	5	6	–	151	60	44
0135	70	40	44	34	40	44	30	37	37	3	3	4	1	–	3	36	–	–
0139	814	1.158	1.222	726	782	949	680	738	914	41	39	31	5	5	4	88	376	273
0141	1.099	1.009	1.370	1.067	1.009	1.370	936	857	1.206	123	147	154	8	5	10	32	–	–
0142	85	71	75	72	68	69	57	54	59	15	13	10	–	1	–	13	3	6
0151	3.208	2.354	1.792	2.469	2.354	1.792	2.198	2.106	1.619	254	223	160	17	25	13	739	–	–
0152	62	52	54	50	52	54	44	47	44	4	4	8	2	1	2	12	–	–
0153	16	9	6	8	9	6	8	7	5	–	1	1	–	1	–	8	–	–
0154	273	213	248	198	213	248	174	189	217	20	22	28	4	2	3	75	–	–
0155	1.627	1.295	1.004	1.297	1.295	1.004	1.107	1.113	843	174	165	152	16	17	9	330	–	–
0159	52	41	23	38	41	23	29	26	19	8	15	3	1	–	1	14	–	–
0161	1.431	1.243	1.405	1.131	1.243	1.405	992	1.108	1.258	131	122	137	8	13	10	300	–	–
0162	337	307	304	248	307	304	203	270	266	38	34	38	7	3	–	89	–	–
0163	102	76	77	59	76	77	38	55	57	20	20	18	1	1	2	43	–	–
0210	1.700	1.167	1.058	1.353	1.167	1.058	1.220	1.092	962	109	72	89	24	3	7	347	–	–
0220	132	122	102	92	118	97	82	102	89	8	15	8	2	1	–	40	4	5
0230	1.000	727	622	828	727	622	758	659	528	62	67	91	8	1	3	172	–	–
0311	137	46	55	106	46	55	82	39	43	21	3	6	3	4	6	31	–	–
0312	3	17	9	–	2	1	–	1	1	–	1	–	–	–	–	3	15	8
0321	84	75	77	73	74	74	56	48	55	17	23	19	–	3	–	11	1	3
0322	149	88	75	128	88	75	115	76	63	12	12	12	1	–	–	21	–	–
0500	319	263	237	294	263	237	260	232	208	25	27	21	9	4	8	25	–	–
0600	990	905	729	951	905	729	819	784	632	117	111	86	15	10	11	39	–	–
0710	1.204	908	735	1.098	908	735	856	659	556	131	125	134	111	124	45	106	–	–
0721	90	87	22	83	87	22	80	82	19	3	3	2	–	2	1	7	–	–
0722	89	53	36	83	53	36	80	51	32	3	2	4	–	–	–	6	–	–
0723	7	3	3	7	3	3	7	3	1	–	–	1	–	–	1	–	–	–
0724	437	390	277	385	353	259	331	321	235	29	27	19	25	5	5	52	37	18
0725	52	32	30	49	32	30	44	27	25	5	5	5	–	–	–	3	–	–
0729	329	291	246	284	291	246	262	275	222	18	14	22	4	2	2	45	–	–
0810	1.635	1.424	1.246	1.327	1.424	1.246	1.122	1.187	1.036	177	198	166	28	39	44	308	–	–
0891	193	119	109	180	119	109	169	107	98	10	10	7	1	2	4	13	–	–
0892	95	99	79	83	99	79	72	86	64	9	10	15	2	3	–	12	–	–
0893	27	42	30	22	42	30	18	40	25	4	2	4	–	–	1	5	–	–
0899	296	237	207	255	237	207	223	197	182	28	33	21	4	7	4	41	–	–
0910	1.328	1.109	828	1.234	1.109	828	1.083	903	708	97	142	110	54	64	10	94	–	–
0990	35	35	28	33	35	28	28	28	23	3	6	5	2	1	–	2	–	–
1011	6.677	5.355	5.162	5.435	5.355	5.162	4.886	4.775	4.629	388	422	373	161	158	160	1.242	–	–
1012	10.420	10.657	9.847	8.137	9.350	8.968	6.821	7.717	7.554	704	786	786	612	847	628	2.283	1.307	879
1013	2.082	1.744	1.600	1.662	1.744	1.600	1.390	1.489	1.393	166	156	146	106	99	61	420	–	–
1020	652	516	499	487	516	499	403	419	426	67	68	62	17	29	11	165	–	–
1031	373	292	271	261	289	268	201	221	218	54	64	43	6	4	7	112	3	3
1032	261	226	189	210	226	189	184	197	167	24	26	20	2	3	2	51	–	–
1033	549	475	409	474	475	409	384	391	329	87	81	77	3	3	3	75	–	–
1041	625	540	604	561	540	604	482	450	512	79	88	91	–	2	1	64	–	–
1042	155	157	173	134	157	173	102	119	134	31	36	36	1	2	3	21	–	–
1043	85	81	80	78	81	80	54	64	67	23	16	12	1	1	1	7	–	–
1051	405	301	299	325	301	299	282	241	253	43	59	44	–	1	2	80	–	–
1052	1.645	1.517	1.648	1.294	1.517	1.648	1.048	1.231	1.328	230	269	299	16	17	21	351	–	–
1053	297	251	244	232	251	244	162	190	184	54	58	56	16	3	4	65	–	–
1061	506	401	368	370	401	368	311	339	300	56	58	62	3	4	6	136	–	–
1062	688	630	590	607	630	590	521	536	492	79	70	88	7	24	10	81	–	–
1063	80	79	47	60	79	47	53	68	42	6	11	5	1	–	–	20	–	–
1064	174	115	85	112	115	85	90	91	60	21	24	22	1	–	3	62	–	–
1065	184	151	183	146	151	183	127	120	155	19	30	26	–	1	2	38	–	–
1066	1.343	1.166	1.257	1.092	1.166	1.257	937	977	1.085	140	166	153	15	23	19	251	–	–
1069	526	491	376	389	491	376	313	388	305	74	98	68	2	5	3	137	–	–
1071	11.671	8.863	7.487	10.115	8.863	7.487	9.501	8.319	7.091	564	515	380	50	29	16	1.556	–	–
1072	197	153	107	162	153	107	148	140	100	14	13	7	–	–	–	35	–	–
1081	352	276	248	291	276	248	224	201	191	65	66	57	2	9	–	61	–	–
1082	103	112	92	101	112	92	89	90	77	12	22	15	–	–	–	2	–	–
1091	2.636	1.933	1.864	1.836	1.933	1.864	1.378	1.468	1.429	411	420	402	47	45	33	800	–	–
1092	1.294	1.004	838	1.071	1.004	838	891	806	676	135	150	136	45	48	26	223	–	–
1093	1.124	914	746	963	914	746	727	658	601	137	157	112	99	99	33	161	–	–

Capítulo 1 - Brasil e Grandes Regiões

1.1 - Quantidade de acidentes do trabalho, por situação do registro e motivo, segundo a Classificação Nacional de Atividades Econômicas (CNAE), no Brasil - 2013/2015

(continuação)

CNAE	QUANTIDADE DE ACIDENTES DO TRABALHO																	
	Total			Com CAT Registrada												Sem CAT Registrada		
				Total			Motivo											
							Típico			Trajeto			Doença do Trabalho					
	2013	2014	2015	2013	2014	2015	2013	2014	2015	2013	2014	2015	2013	2014	2015	2013	2014	2015
1094	925	826	867	744	826	867	612	654	695	119	156	160	13	16	12	181	–	–
1095	231	171	147	200	171	147	157	127	107	39	42	39	4	2	1	31	–	–
1096	182	169	144	139	169	144	105	144	119	30	21	21	4	4	4	43	–	–
1099	2.180	1.757	1.572	1.784	1.757	1.572	1.414	1.389	1.224	300	300	295	70	68	53	396	–	–
1111	266	320	247	222	198	149	179	162	118	39	30	28	4	6	3	44	122	98
1112	155	187	135	138	162	114	125	145	94	10	15	17	3	2	3	17	25	21
1113	1.285	887	732	1.195	851	709	988	682	558	153	143	129	54	26	22	90	36	23
1121	280	276	271	227	264	257	173	201	205	49	60	50	5	3	2	53	12	14
1122	2.614	2.271	1.764	2.275	2.271	1.764	1.790	1.784	1.366	436	458	361	49	29	37	339	–	–
1210	182	148	151	157	148	151	114	108	118	37	33	22	6	7	11	25	–	–
1220	134	88	86	117	78	76	91	55	58	24	23	18	2	–	–	17	10	10
1311	742	584	460	596	584	460	483	477	386	103	90	71	10	17	3	146	–	–
1312	192	188	110	158	188	110	137	160	96	19	26	14	2	2	–	34	–	–
1313	330	228	180	281	228	180	239	195	160	34	25	19	8	8	1	49	–	–
1314	162	86	62	102	86	62	80	67	46	19	19	16	3	–	–	60	–	–
1321	802	622	511	607	621	509	500	498	406	100	115	96	7	8	7	195	1	2
1322	83	63	41	73	63	41	66	55	29	7	8	12	–	–	–	10	–	–
1323	591	594	410	524	594	410	434	484	327	86	103	82	4	7	1	67	–	–
1330	473	349	260	380	349	260	286	277	197	90	70	63	4	2	–	93	–	–
1340	1.156	915	617	918	915	617	728	732	475	180	176	131	10	7	11	238	–	–
1351	941	699	599	635	682	589	483	521	430	142	128	139	10	33	20	306	17	10
1352	147	100	63	116	100	63	90	76	49	21	20	14	5	4	–	31	–	–
1353	111	92	91	98	92	91	80	81	75	17	11	12	1	–	4	13	–	–
1354	380	345	271	321	345	271	257	281	215	59	54	55	5	10	1	59	–	–
1359	1.212	818	626	1.034	818	626	853	650	490	162	146	125	19	22	11	178	–	–
1411	947	637	601	642	637	601	416	438	422	206	183	165	20	16	14	305	–	–
1412	5.575	3.129	2.802	2.979	3.129	2.802	1.939	1.908	1.676	882	967	807	158	254	319	2.596	–	–
1413	318	175	145	180	175	145	112	111	98	62	57	44	6	7	3	138	–	–
1414	241	174	128	164	162	121	128	123	86	33	37	33	3	2	2	77	12	7
1421	219	125	135	136	123	135	107	90	93	26	28	39	3	5	3	83	2	–
1422	244	174	95	149	171	95	102	117	64	41	51	30	6	3	1	95	3	–
1510	1.154	937	751	878	937	751	743	808	621	118	116	119	17	13	11	276	–	–
1521	163	153	136	113	101	109	83	73	80	28	25	25	2	3	4	50	52	27
1529	172	92	88	128	92	88	93	72	69	31	18	18	4	2	1	44	–	–
1531	2.038	1.405	1.214	1.424	1.389	1.208	939	965	795	459	405	399	26	19	14	614	16	6
1532	456	200	128	279	188	125	212	111	79	57	58	39	10	19	7	177	12	3
1533	1.668	835	520	1.123	835	519	761	522	306	359	306	207	3	7	6	545	–	1
1539	701	732	407	569	732	407	331	358	235	168	167	108	70	207	64	132	–	–
1540	326	218	213	248	218	213	197	154	166	47	60	45	4	4	2	78	–	–
1610	2.926	2.249	2.048	2.147	2.072	1.918	1.955	1.920	1.765	164	144	132	28	8	21	779	177	130
1621	1.291	878	729	927	878	729	837	782	671	69	85	53	21	11	5	364	–	–
1622	920	689	573	638	689	573	568	617	513	64	66	57	6	6	3	282	–	–
1623	743	613	504	621	613	504	563	573	476	50	35	27	8	5	1	122	–	–
1629	763	571	482	572	571	482	516	506	431	48	61	50	8	4	1	191	–	–
1710	684	575	630	650	575	630	605	539	582	32	35	44	13	1	4	34	–	–
1721	1.311	1.260	1.210	1.140	1.226	1.181	1.014	1.107	1.056	114	110	121	12	9	4	171	34	29
1722	134	74	91	81	74	81	77	66	68	4	8	13	–	–	–	53	–	10
1731	618	532	508	522	455	439	443	398	375	70	56	58	9	1	6	96	77	69
1732	173	132	93	147	123	89	124	104	67	18	18	20	5	1	2	26	9	4
1733	1.226	912	814	996	911	809	847	790	698	143	114	106	6	7	5	230	1	5
1741	480	608	485	415	476	406	362	409	344	49	59	52	4	8	10	65	132	79
1742	679	574	564	581	574	564	505	491	501	71	78	57	5	5	6	98	–	–
1749	380	423	383	325	397	352	269	301	299	50	86	50	6	10	3	55	26	31
1811	483	484	363	404	380	334	307	301	253	79	66	73	18	13	8	79	104	29
1812	372	644	472	352	310	283	256	215	193	88	81	85	8	14	5	20	334	189
1813	736	635	512	605	627	505	433	480	365	152	136	129	20	11	11	131	8	7
1821	167	153	126	141	143	122	95	98	74	44	45	45	2	–	3	26	10	4
1822	114	108	80	88	108	80	67	74	57	19	29	19	2	5	4	26	–	–
1830	51	32	16	45	32	16	36	19	15	8	6	1	1	7	–	6	–	–
1910	12	97	74	11	21	15	10	11	14	1	10	–	–	–	1	1	76	59
1921	1.222	1.000	973	1.185	990	967	901	724	713	253	237	241	31	29	13	37	10	6
1922	129	166	142	126	166	142	104	116	122	21	47	20	1	3	–	3	–	–
1931	5.919	4.832	4.214	5.180	4.676	4.082	4.879	4.375	3.831	293	295	244	8	6	7	739	156	132
1932	127	131	154	116	101	131	99	84	121	16	16	10	1	1	–	11	30	23
2011	46	37	23	39	37	23	30	30	21	8	6	2	1	1	–	7	–	–
2012	43	35	45	38	35	45	31	27	36	7	5	9	–	3	–	5	–	–
2013	997	998	962	934	998	962	799	855	852	124	138	100	11	5	10	63	–	–
2014	69	69	59	64	69	59	47	53	43	16	14	16	1	2	–	5	–	–
2019	220	203	208	209	203	208	181	174	170	21	26	31	7	3	7	11	–	–
2021	179	206	115	177	163	92	151	143	81	26	18	10	–	2	1	2	43	23
2022	74	94	76	72	53	48	62	46	43	10	7	5	–	–	–	2	41	28
2029	405	374	388	374	363	363	329	315	324	36	45	34	9	3	5	31	11	25
2031	222	202	162	207	167	138	182	152	117	22	13	20	3	2	1	15	35	24
2032	67	63	59	62	63	59	49	50	44	11	10	15	2	3	–	5	–	–
2033	44	40	47	44	40	47	41	32	44	3	8	3	–	–	–	–	–	–
2040	196	265	191	184	210	153	154	177	136	27	26	16	3	7	1	12	55	38

Capítulo 1 - Brasil e Grandes Regiões

1.1 - Quantidade de acidentes do trabalho, por situação do registro e motivo, segundo a Classificação Nacional de Atividades Econômicas (CNAE), no Brasil - 2013/2015

(continuação)

CNAE	QUANTIDADE DE ACIDENTES DO TRABALHO																	
	Total			Com CAT Registrada												Sem CAT Registrada		
				Total			Motivo											
							Típico			Trajeto			Doença do Trabalho					
	2013	2014	2015	2013	2014	2015	2013	2014	2015	2013	2014	2015	2013	2014	2015	2013	2014	2015
2051	120	94	63	100	94	63	76	78	53	18	14	10	6	2	–	20	–	–
2052	41	38	44	37	38	44	32	28	34	5	10	9	–	–	1	4	–	–
2061	414	408	313	357	408	313	267	324	228	78	77	83	12	7	2	57	–	–
2062	405	419	397	338	419	397	261	344	343	73	70	50	4	5	4	67	–	–
2063	949	815	722	818	815	722	629	615	537	146	166	163	43	34	22	131	–	–
2071	580	574	476	511	574	476	395	443	335	94	98	127	22	33	14	69	–	–
2072	29	25	23	28	25	23	21	22	16	6	3	7	1	–	–	1	–	–
2073	78	93	46	68	93	46	61	77	40	6	6	6	1	10	–	10	–	–
2091	141	181	174	124	118	113	105	95	94	17	21	16	2	2	3	17	63	61
2092	212	165	150	172	165	150	143	140	121	18	25	26	11	–	3	40	–	–
2093	195	186	152	181	186	152	147	143	119	32	38	32	2	5	1	14	–	–
2094	6	5	7	6	5	7	6	4	4	–	1	3	–	–	–	–	–	–
2099	902	868	776	834	868	776	693	715	623	121	128	134	20	25	19	68	–	–
2110	101	98	96	91	96	89	73	68	65	15	28	21	3	–	3	10	2	7
2121	1.385	1.273	1.334	1.199	1.242	1.305	855	893	1.004	294	294	282	50	55	19	186	31	29
2122	140	175	137	128	169	132	99	145	107	22	21	24	7	3	1	12	6	5
2123	15	15	12	11	15	12	6	11	9	5	3	3	–	1	–	4	–	–
2211	1.244	996	753	1.013	947	729	812	764	591	116	107	89	85	76	49	231	49	24
2212	388	311	296	311	306	296	265	246	241	39	52	50	7	8	5	77	5	–
2219	1.536	1.810	1.351	1.256	1.210	850	1.012	980	699	194	171	133	50	59	18	280	600	501
2221	651	582	535	596	573	528	506	479	372	53	58	74	37	36	82	55	9	7
2222	3.839	3.413	3.002	3.264	3.384	2.982	2.770	2.878	2.505	437	436	423	57	70	54	575	29	20
2223	663	586	481	600	586	481	509	485	393	65	86	56	26	15	32	63	–	–
2229	6.117	5.010	3.690	5.282	5.001	3.677	4.459	4.151	3.003	703	696	544	120	154	130	835	9	13
2311	945	989	777	872	923	742	772	810	655	82	97	73	18	16	14	73	66	35
2312	331	217	163	294	217	163	217	182	134	33	26	24	44	9	5	37	–	–
2319	537	422	438	445	422	438	390	361	381	51	58	52	4	3	5	92	–	–
2320	755	722	554	680	695	541	616	588	475	58	76	46	6	31	20	75	27	13
2330	3.710	2.668	2.129	2.813	2.668	2.129	2.445	2.291	1.822	315	324	256	53	53	51	897	–	–
2341	257	181	132	201	181	132	171	157	112	28	18	19	2	6	1	56	–	–
2342	3.758	2.678	2.218	2.627	2.678	2.218	2.266	2.302	1.915	341	348	291	20	28	12	1.131	–	–
2349	514	332	321	306	332	321	232	238	239	64	84	73	10	10	9	208	–	–
2391	1.149	951	881	888	951	881	738	800	727	137	142	146	13	9	8	261	–	–
2392	239	216	202	214	216	202	171	184	167	17	17	26	26	15	9	25	–	–
2399	700	580	499	594	580	499	507	476	418	79	97	75	8	7	6	106	–	–
2411	504	418	245	451	418	245	416	374	227	29	38	17	6	6	1	53	–	–
2412	444	318	175	413	316	172	353	296	151	27	17	8	33	3	13	31	2	3
2421	94	95	67	72	94	66	63	87	56	9	7	7	–	–	3	22	1	1
2422	515	542	518	488	524	518	379	411	379	97	90	91	12	23	48	27	18	–
2423	937	907	689	873	907	689	719	694	505	101	103	93	53	110	91	64	–	–
2424	719	579	404	639	579	404	535	487	338	58	50	49	46	42	17	80	–	–
2431	680	601	383	614	599	382	496	503	324	70	60	27	48	36	31	66	2	1
2439	107	126	95	94	126	95	86	108	82	6	12	11	2	6	2	13	–	–
2441	848	561	473	739	560	473	648	472	399	62	56	53	29	32	21	109	1	–
2442	17	13	11	14	11	6	9	7	4	5	3	2	–	1	–	3	2	5
2443	260	158	191	218	158	191	180	125	159	11	13	13	27	20	19	42	–	–
2449	342	282	204	273	282	204	247	247	180	16	28	16	10	7	8	69	–	–
2451	4.558	3.817	2.724	4.223	3.812	2.721	3.818	3.476	2.517	253	212	153	152	124	51	335	5	3
2452	536	511	409	457	449	349	376	366	285	46	50	41	35	33	23	79	62	60
2511	2.924	2.631	1.774	2.524	2.468	1.661	2.191	2.158	1.473	284	255	162	49	55	26	400	163	113
2512	1.799	1.409	1.183	1.440	1.388	1.181	1.189	1.129	1.012	226	231	161	25	28	8	359	21	2
2513	666	590	365	565	590	365	479	489	316	66	69	37	20	32	12	101	–	–
2521	439	359	264	383	342	259	331	299	226	43	37	26	9	6	7	56	17	5
2522	119	228	147	100	121	73	83	99	60	17	22	13	–	–	–	19	107	74
2531	402	277	201	365	277	201	303	229	163	24	29	21	38	19	17	37	–	–
2532	1.353	1.108	867	1.198	1.108	867	1.051	941	748	119	131	102	28	36	17	155	–	–
2539	1.908	1.650	1.152	1.583	1.650	1.152	1.333	1.395	939	207	204	178	43	51	35	325	–	–
2541	227	166	170	185	166	170	165	149	150	12	10	18	8	7	2	42	–	–
2542	941	819	691	775	819	691	662	681	578	101	110	95	12	28	18	166	–	–
2543	615	499	418	546	499	418	464	417	358	71	75	53	11	7	7	69	–	–
2550	437	317	293	406	317	293	309	241	242	65	49	41	32	27	10	31	–	–
2591	764	657	568	705	657	568	611	568	491	69	62	60	25	27	17	59	–	–
2592	939	747	555	794	747	555	679	640	467	98	94	72	17	13	16	145	–	–
2593	589	537	443	447	537	443	378	434	351	54	83	76	15	20	16	142	–	–
2599	3.820	3.146	2.462	3.402	3.146	2.462	2.938	2.723	2.110	393	360	318	71	63	34	418	–	–
2610	555	508	387	430	508	387	286	304	254	88	157	97	56	47	36	125	–	–
2621	301	227	141	270	227	141	144	120	88	104	84	47	22	23	6	31	–	–
2622	392	434	370	285	434	370	153	280	215	79	107	121	53	47	34	107	–	–
2631	133	86	74	110	86	74	69	64	52	31	20	19	10	2	3	23	–	–
2632	330	204	135	265	204	135	141	118	85	79	49	36	45	37	14	65	–	–
2640	858	761	599	513	761	599	323	502	370	77	113	111	113	146	118	345	–	–
2651	425	387	278	373	387	278	265	247	186	100	129	84	8	11	8	52	–	–
2652	32	10	10	21	10	10	12	7	9	8	2	1	1	1	–	11	–	–
2660	108	98	62	100	98	62	77	56	41	18	32	21	5	10	–	8	–	–
2670	24	17	23	19	17	23	10	12	12	8	2	7	1	3	4	5	–	–
2680	4	3	–	4	3	–	4	3	–	–	–	–	–	–	–	–	–	–

Capítulo 1 - Brasil e Grandes Regiões

1.1 - Quantidade de acidentes do trabalho, por situação do registro e motivo, segundo a Classificação Nacional de Atividades Econômicas (CNAE), no Brasil - 2013/2015

(continuação)

CNAE	QUANTIDADE DE ACIDENTES DO TRABALHO																	
	Total			Com CAT Registrada												Sem CAT Registrada		
				Total			Motivo											
							Típico			Trajeto			Doença do Trabalho					
	2013	2014	2015	2013	2014	2015	2013	2014	2015	2013	2014	2015	2013	2014	2015	2013	2014	2015
2710	1.362	1.018	771	1.228	1.018	771	992	791	584	215	198	163	21	29	24	134	–	–
2721	75	61	59	58	56	35	46	47	27	4	6	5	8	3	3	17	5	24
2722	252	241	170	202	222	156	158	166	117	26	37	19	18	19	20	50	19	14
2731	755	539	456	665	507	451	518	371	311	133	114	121	14	22	19	90	32	5
2732	269	228	160	236	228	160	168	159	113	59	55	40	9	14	7	33	–	–
2733	775	655	508	659	655	508	511	500	391	101	98	81	47	57	36	116	–	–
2740	370	254	185	308	254	185	254	200	146	46	49	35	8	5	4	62	–	–
2751	1.494	1.236	920	1.243	1.132	863	845	797	512	247	188	201	151	147	150	251	104	57
2759	419	291	243	318	291	243	252	221	169	57	52	59	9	18	15	101	–	–
2790	596	518	394	508	518	394	376	357	277	103	126	106	29	35	11	88	–	–
2811	287	344	227	259	270	198	218	227	173	37	31	22	4	12	3	28	74	29
2812	390	409	299	344	386	292	288	325	242	44	55	42	12	6	8	46	23	7
2813	454	331	287	384	325	279	308	257	213	65	63	61	11	5	5	70	6	8
2814	208	244	173	195	244	173	138	170	121	52	71	51	5	3	1	13	–	–
2815	298	268	246	270	268	246	218	212	195	46	50	38	6	6	13	28	–	–
2821	244	253	174	219	237	165	188	205	141	28	29	22	3	3	2	25	16	9
2822	944	813	604	819	803	602	702	664	501	95	119	78	22	20	23	125	10	2
2823	647	576	500	552	576	500	450	485	427	82	79	63	20	12	10	95	–	–
2824	183	208	137	159	208	137	132	155	91	12	31	24	15	22	22	24	–	–
2825	84	70	51	68	70	51	58	53	46	10	15	5	–	2	–	16	–	–
2829	1.894	1.632	1.325	1.675	1.632	1.325	1.372	1.351	1.079	255	237	213	48	44	33	219	–	–
2831	293	260	168	270	245	160	205	176	125	44	49	25	21	20	10	23	15	8
2832	57	59	48	48	59	48	38	52	38	8	7	10	2	–	–	9	–	–
2833	3.155	2.932	2.319	2.790	2.896	2.269	2.404	2.497	1.942	339	331	260	47	68	67	365	36	50
2840	655	554	467	594	554	467	498	463	401	76	83	57	20	8	9	61	–	–
2851	233	404	180	220	404	180	162	197	143	47	44	34	11	163	3	13	–	–
2852	278	215	167	253	215	167	220	191	147	33	24	18	–	–	2	25	–	–
2853	241	178	87	174	178	87	112	84	61	28	28	16	34	66	10	67	–	–
2854	475	281	195	446	281	195	407	236	160	33	39	30	6	6	5	29	–	–
2861	297	226	157	260	226	157	206	182	138	46	37	18	8	7	1	37	–	–
2862	626	576	429	544	576	429	458	494	360	78	76	64	8	6	5	82	–	–
2863	64	42	55	52	42	55	46	29	41	5	11	14	1	2	–	12	–	–
2864	64	53	41	49	53	41	45	43	32	3	6	7	1	4	2	15	–	–
2865	84	49	65	72	49	65	56	40	56	11	8	9	5	1	–	12	–	–
2866	83	70	36	77	70	36	61	57	24	15	13	12	1	–	–	6	–	–
2869	1.634	1.364	1.042	1.372	1.364	1.042	1.154	1.146	878	197	194	153	21	24	11	262	–	–
2910	5.441	3.145	1.919	4.459	3.115	1.912	3.099	2.033	1.249	528	437	339	832	645	324	982	30	7
2920	1.440	791	510	1.355	757	471	1.107	569	333	92	79	42	156	109	96	85	34	39
2930	3.229	2.916	2.076	2.817	2.916	2.076	2.538	2.668	1.896	214	191	141	65	57	39	412	–	–
2941	1.820	1.289	1.022	1.480	1.289	1.022	1.060	955	788	214	193	153	206	141	81	340	–	–
2942	589	586	529	506	586	529	362	443	406	66	76	63	78	67	60	83	–	–
2943	607	597	462	537	597	462	470	514	403	45	51	40	22	32	19	70	–	–
2944	716	497	321	575	497	321	469	402	246	67	62	50	39	33	25	141	–	–
2945	747	561	287	496	561	287	310	248	176	99	117	93	87	196	18	251	–	–
2949	6.782	4.961	3.774	6.002	4.961	3.774	4.714	3.835	2.942	853	703	583	435	423	249	780	–	–
2950	167	113	85	126	113	85	90	86	63	34	25	22	2	2	–	41	–	–
3011	2.692	2.325	1.782	2.443	2.325	1.782	2.186	2.040	1.547	192	208	164	65	77	71	249	–	–
3012	111	69	58	90	69	57	74	54	40	14	13	15	2	2	2	21	–	1
3031	299	235	144	244	235	144	185	157	91	29	30	28	30	48	25	55	–	–
3032	85	86	85	74	86	85	62	69	61	9	12	13	3	5	11	11	–	–
3041	446	351	307	367	351	307	272	254	250	34	53	38	61	44	19	79	–	–
3042	90	63	50	84	63	50	73	47	39	4	10	6	7	6	5	6	–	–
3091	588	517	447	490	517	447	367	365	262	68	94	93	55	58	92	98	–	–
3092	224	163	133	180	163	133	146	127	99	31	31	30	3	5	4	44	–	–
3099	160	122	97	138	122	97	112	98	70	21	16	8	5	8	19	22	–	–
3101	5.451	3.880	3.316	4.010	3.880	3.316	3.322	3.186	2.764	608	612	505	80	82	47	1.441	–	–
3102	1.322	1.024	663	1.074	1.024	663	892	864	536	161	125	112	21	35	15	248	–	–
3103	167	133	92	125	133	92	97	106	77	27	24	15	1	3	–	42	–	–
3104	684	563	408	564	563	408	458	430	325	91	113	78	15	20	5	120	–	–
3211	110	63	71	83	63	71	46	28	32	36	33	39	1	2	–	27	–	–
3212	104	90	66	85	73	49	56	38	30	28	34	19	1	1	–	19	17	17
3220	37	47	37	28	47	37	20	37	32	7	7	4	1	3	1	9	–	–
3230	125	517	640	97	91	62	83	75	54	11	14	7	3	2	1	28	426	578
3240	320	256	228	244	256	228	196	208	194	42	48	32	6	–	2	76	–	–
3250	993	841	752	798	841	752	498	541	515	264	249	218	36	51	19	195	–	–
3291	200	320	264	168	136	109	129	115	87	38	18	20	1	3	2	32	184	155
3292	309	227	152	238	227	152	183	173	116	43	48	35	12	6	1	71	–	–
3299	719	649	581	608	649	581	483	524	453	113	108	119	12	17	9	111	–	–
3311	137	146	103	110	146	103	94	128	82	14	15	21	2	3	–	27	–	–
3312	86	86	98	66	86	98	35	51	60	29	30	37	2	5	1	20	–	–
3313	215	183	189	183	183	189	142	142	129	37	39	54	4	2	6	32	–	–
3314	1.581	1.259	1.080	1.325	1.259	1.080	1.015	994	838	283	240	223	27	25	19	256	–	–
3315	45	60	50	42	60	50	37	43	33	5	11	15	–	6	2	3	–	–
3316	364	312	318	350	312	318	284	247	254	55	57	54	11	8	10	14	–	–
3317	152	254	135	122	254	135	103	215	103	18	29	31	1	10	1	30	–	–
3319	137	96	156	109	96	156	85	75	121	23	20	34	1	1	1	28	–	–

Capítulo 1 - Brasil e Grandes Regiões

1.1 - Quantidade de acidentes do trabalho, por situação do registro e motivo, segundo a Classificação Nacional de Atividades Econômicas (CNAE), no Brasil - 2013/2015

(continuação)

CNAE	QUANTIDADE DE ACIDENTES DO TRABALHO																	
	Total			Com CAT Registrada												Sem CAT Registrada		
				Total			Motivo											
							Típico			Trajeto			Doença do Trabalho					
	2013	2014	2015	2013	2014	2015	2013	2014	2015	2013	2014	2015	2013	2014	2015	2013	2014	2015
3321	382	295	290	309	295	290	240	230	231	66	60	57	3	5	2	73	–	–
3329	236	173	155	189	173	155	131	127	117	55	43	37	3	3	1	47	–	–
3511	854	1.115	1.053	792	860	849	616	687	699	167	161	133	9	12	17	62	255	204
3512	386	199	204	361	185	196	272	129	155	55	51	37	34	5	4	25	14	8
3513	43	35	17	40	35	17	25	18	9	15	15	8	–	2	–	3	–	–
3514	1.752	1.472	1.549	1.585	1.472	1.549	1.111	1.016	1.088	393	403	414	81	53	47	167	–	–
3520	65	48	38	62	48	38	38	33	30	22	15	8	2	–	–	3	–	–
3530	18	8	12	18	8	12	16	7	9	2	1	3	–	–	–	–	–	–
3600	3.332	2.837	2.612	2.901	2.837	2.612	2.279	2.263	2.125	528	525	453	94	49	34	431	–	–
3701	82	104	121	75	104	121	60	82	91	15	20	30	–	2	–	7	–	–
3702	482	394	340	422	394	340	362	351	308	52	40	31	8	3	1	60	–	–
3811	7.189	6.281	6.094	6.344	6.281	6.094	5.551	5.519	5.341	733	708	655	60	54	98	845	–	–
3812	150	136	98	132	136	98	111	117	86	19	17	12	2	2	–	18	–	–
3821	1.825	1.185	708	1.614	1.185	708	1.299	977	546	273	190	147	42	18	15	211	–	–
3822	278	300	311	249	300	311	224	270	287	23	30	24	2	–	–	29	–	–
3831	280	233	182	230	233	182	202	197	154	25	33	23	3	3	5	50	–	–
3832	296	240	210	217	240	210	199	202	177	16	37	27	2	1	6	79	–	–
3839	442	381	366	337	381	366	279	321	323	50	55	41	8	5	2	105	–	–
3900	42	38	35	40	38	35	39	30	23	1	7	12	–	1	–	2	–	–
4110	5.537	4.185	4.183	4.537	4.185	4.183	3.866	3.502	3.648	609	634	489	62	49	46	1.000	–	–
4120	21.631	15.486	12.387	15.631	15.402	12.295	12.907	12.643	10.104	2.468	2.502	2.013	256	257	178	6.000	84	92
4211	5.508	4.593	3.487	4.577	4.577	3.480	4.034	3.949	3.064	505	595	391	38	33	25	931	16	7
4212	2.372	1.681	1.335	2.002	1.680	1.334	1.747	1.475	1.168	199	170	141	56	35	25	370	1	1
4213	947	695	584	708	695	584	586	569	483	116	118	96	6	8	5	239	–	–
4221	6.010	8.011	6.799	5.268	5.234	4.303	4.499	4.545	3.748	690	635	518	79	54	37	742	2.777	2.496
4222	663	558	554	506	558	554	410	480	455	93	76	92	3	2	7	157	–	–
4223	119	214	121	106	117	68	78	93	55	20	24	12	8	–	1	13	97	53
4291	204	212	116	178	212	116	159	191	102	19	15	6	–	6	8	26	–	–
4292	3.486	2.399	1.494	2.892	2.399	1.494	2.540	2.114	1.298	312	261	185	40	24	11	594	–	–
4299	3.503	2.749	1.785	2.848	2.749	1.785	2.372	2.281	1.520	418	428	233	58	40	32	655	–	–
4311	77	65	55	58	65	55	45	46	47	12	16	8	1	3	–	19	–	–
4312	179	112	105	150	112	105	120	89	93	23	21	12	7	2	–	29	–	–
4313	1.309	1.140	968	957	1.140	968	762	920	798	182	201	159	13	19	11	352	–	–
4319	88	54	61	69	54	61	42	44	56	25	6	5	2	4	–	19	–	–
4321	2.521	2.057	1.888	1.992	2.057	1.888	1.490	1.500	1.406	480	531	462	22	26	20	529	–	–
4322	953	876	716	769	876	716	561	617	470	193	243	228	15	16	18	184	–	–
4329	1.095	858	787	858	858	787	630	637	572	196	213	204	32	8	11	237	–	–
4330	2.190	1.698	1.204	1.635	1.698	1.204	1.281	1.314	891	308	337	279	46	47	34	555	–	–
4391	875	689	515	709	689	515	615	634	463	82	48	46	12	7	6	166	–	–
4399	3.141	2.330	1.868	2.368	2.330	1.868	1.950	1.877	1.504	374	412	334	44	41	30	773	–	–
4511	2.738	2.365	1.917	2.304	2.357	1.912	1.451	1.497	1.197	823	819	694	30	41	21	434	8	5
4512	58	347	250	46	34	22	40	29	17	6	5	5	–	–	–	12	313	228
4520	2.478	1.791	1.498	1.824	1.791	1.498	1.320	1.265	1.058	447	485	409	57	41	31	654	–	–
4530	5.249	4.120	3.513	4.026	4.120	3.513	2.734	2.749	2.351	1.238	1.291	1.116	54	80	46	1.223	–	–
4541	920	744	617	672	632	549	280	254	211	384	371	332	8	7	6	248	112	68
4542	2	18	6	2	4	4	2	3	2	–	1	2	–	–	–	–	14	2
4543	47	58	39	36	39	28	22	15	14	14	24	14	–	–	–	11	19	11
4611	195	33	30	177	32	30	168	21	24	8	10	6	1	1	–	18	1	–
4612	31	8	7	28	8	7	23	7	4	5	–	3	–	1	–	3	–	–
4613	17	13	13	12	13	13	10	10	10	2	3	3	–	–	–	5	–	–
4614	25	20	11	22	20	11	16	12	6	5	7	5	1	1	–	3	–	–
4615	8	6	3	1	6	3	–	4	2	1	2	–	–	–	1	7	–	–
4616	14	15	10	8	15	10	6	6	7	2	9	3	–	–	–	6	–	–
4617	71	81	62	52	81	62	29	46	29	20	33	33	3	2	–	19	–	–
4618	36	17	20	23	17	20	15	12	7	8	5	12	–	–	1	13	–	–
4619	85	51	43	63	51	43	28	27	26	33	19	15	2	5	2	22	–	–
4621	216	219	178	182	219	178	162	188	151	18	27	26	2	4	1	34	–	–
4622	217	200	208	170	200	208	139	158	171	31	42	37	–	–	–	47	–	–
4623	964	706	649	747	706	649	587	572	509	150	130	131	10	4	9	217	–	–
4631	232	191	187	170	191	187	103	112	127	63	69	57	4	10	3	62	–	–
4632	587	417	393	437	417	393	356	332	302	76	82	83	5	3	8	150	–	–
4633	637	485	510	466	485	510	333	346	367	123	131	130	10	8	13	171	–	–
4634	643	543	462	493	543	462	374	415	338	102	109	115	17	19	9	150	–	–
4635	3.518	2.877	2.667	2.883	2.877	2.667	1.979	1.965	1.853	768	743	706	136	169	108	635	–	–
4636	120	83	62	91	83	62	49	52	39	41	29	22	1	2	1	29	–	–
4637	586	541	476	435	541	476	270	343	295	158	192	172	7	6	9	151	–	–
4639	1.871	1.604	1.433	1.491	1.604	1.433	1.020	1.065	970	446	508	445	25	31	18	380	–	–
4641	183	165	119	128	165	119	80	108	80	46	54	37	2	3	2	55	–	–
4642	185	180	168	145	180	168	70	87	98	66	87	64	9	6	6	40	–	–
4643	66	51	42	54	51	42	27	32	23	27	19	18	–	–	1	12	–	–
4644	508	442	474	390	442	474	230	254	273	150	177	193	10	11	8	118	–	–
4645	242	219	230	205	219	230	99	107	114	98	105	112	8	7	4	37	–	–
4646	367	371	414	286	371	414	157	194	223	114	167	184	15	10	7	81	–	–
4647	285	240	192	239	240	192	148	150	105	88	85	84	3	5	3	46	–	–
4649	809	627	646	654	627	646	432	396	391	209	212	243	13	19	12	155	–	–
4651	144	113	94	120	113	94	64	58	34	55	53	57	1	2	3	24	–	–

Capítulo 1 - Brasil e Grandes Regiões

1.1 - Quantidade de acidentes do trabalho, por situação do registro e motivo, segundo a Classificação Nacional de Atividades Econômicas (CNAE), no Brasil - 2013/2015

(continuação)

CNAE	QUANTIDADE DE ACIDENTES DO TRABALHO																	
	Total			Com CAT Registrada												Sem CAT Registrada		
				Total			Motivo											
							Típico			Trajeto			Doença do Trabalho					
	2013	2014	2015	2013	2014	2015	2013	2014	2015	2013	2014	2015	2013	2014	2015	2013	2014	2015
4652	66	72	53	58	72	53	32	31	32	25	41	20	1	–	1	8	–	–
4661	495	477	431	411	477	431	312	378	326	94	95	104	5	4	1	84	–	–
4662	221	213	154	203	213	154	161	161	127	38	49	25	4	3	2	18	–	–
4663	439	388	309	361	388	309	263	269	227	90	98	76	8	21	6	78	–	–
4664	63	70	37	55	70	37	30	39	21	22	27	16	3	4	–	8	–	–
4665	90	78	62	66	78	62	51	58	38	12	19	23	3	1	1	24	–	–
4669	376	393	302	321	393	302	207	257	182	103	128	113	11	8	7	55	–	–
4671	349	282	232	248	282	232	201	236	194	44	40	36	3	6	2	101	–	–
4672	547	452	381	480	452	381	370	356	305	94	92	72	16	4	4	67	–	–
4673	149	115	121	123	115	121	87	95	78	34	20	40	2	–	3	26	–	–
4674	95	96	82	77	96	82	59	79	64	17	17	17	1	–	1	18	–	–
4679	987	841	750	814	841	750	669	687	610	131	141	130	14	13	10	173	–	–
4681	328	293	260	269	293	260	173	195	183	91	93	75	5	5	2	59	–	–
4682	758	694	695	683	694	695	587	583	580	79	96	95	17	15	20	75	–	–
4683	316	276	241	241	276	241	164	210	152	74	63	89	3	3	–	75	–	–
4684	232	215	187	199	215	187	144	165	134	51	46	50	4	4	3	33	–	–
4685	621	434	380	569	434	380	513	377	338	47	51	39	9	6	3	52	–	–
4686	329	283	256	264	283	256	213	221	209	50	58	46	1	4	1	65	–	–
4687	1.312	987	855	1.047	987	855	925	849	752	111	128	98	11	10	5	265	–	–
4689	736	594	503	621	594	503	466	428	409	140	159	90	15	7	4	115	–	–
4691	781	680	701	610	680	701	480	502	525	123	161	168	7	17	8	171	–	–
4692	97	74	87	67	74	87	52	56	59	15	17	28	–	1	–	30	–	–
4693	1.157	959	935	927	959	935	653	696	681	247	249	246	27	14	8	230	–	–
4711	22.943	19.226	18.335	18.263	19.226	18.335	14.580	15.510	14.707	3.336	3.436	3.406	347	280	222	4.680	–	–
4712	2.254	1.451	1.408	1.446	1.451	1.408	1.069	1.060	1.000	331	342	371	46	49	37	808	–	–
4713	1.785	1.151	1.114	1.457	1.151	1.114	907	704	687	470	415	404	80	32	23	328	–	–
4721	1.905	1.333	1.129	1.321	1.333	1.129	967	966	841	316	335	271	38	32	17	584	–	–
4722	1.079	808	759	767	808	759	617	649	591	138	144	155	12	15	13	312	–	–
4723	522	358	349	378	358	349	240	231	205	132	117	138	6	10	6	144	–	–
4724	581	425	420	445	425	420	351	315	314	86	107	97	8	3	9	136	–	–
4729	977	900	856	731	900	856	499	600	604	219	277	243	13	23	9	246	–	–
4731	2.789	2.037	1.923	1.973	2.037	1.923	1.031	1.033	984	914	971	916	28	33	23	816	–	–
4732	42	45	41	34	45	41	18	32	27	16	13	13	–	–	1	8	–	–
4741	397	267	248	287	267	248	158	158	134	125	109	112	4	–	2	110	–	–
4742	593	481	422	441	481	422	328	343	277	110	129	141	3	9	4	152	–	–
4743	736	636	503	566	636	503	460	528	404	98	96	91	8	12	8	170	–	–
4744	8.299	6.289	5.206	5.903	6.289	5.206	4.528	4.824	3.981	1.261	1.336	1.119	114	129	106	2.396	–	–
4751	826	637	573	629	637	573	295	295	268	327	329	301	7	13	4	197	–	–
4752	414	341	308	306	341	308	163	165	157	137	166	146	6	10	5	108	–	–
4753	2.709	2.080	1.543	2.135	2.080	1.543	1.229	1.244	910	707	707	563	199	129	70	574	–	–
4754	1.860	1.361	1.203	1.341	1.361	1.203	848	853	738	462	473	439	31	35	26	519	–	–
4755	465	383	293	306	383	293	158	212	146	143	157	138	5	14	9	159	–	–
4756	20	21	15	16	21	15	7	10	7	8	11	7	1	–	1	4	–	–
4757	249	227	180	185	227	180	109	144	107	70	81	71	6	2	2	64	–	–
4759	605	464	470	447	464	470	291	299	295	150	153	167	6	12	8	158	–	–
4761	544	426	358	404	426	358	224	242	196	174	176	154	6	8	8	140	–	–
4762	13	9	3	9	9	3	5	3	1	4	5	2	–	1	–	4	–	–
4763	430	404	352	327	404	352	186	228	199	132	171	150	9	5	3	103	–	–
4771	2.677	2.275	2.097	2.130	2.275	2.097	1.166	1.294	1.145	888	948	927	76	33	25	547	–	–
4772	376	305	312	277	305	312	154	147	146	119	146	160	4	12	6	99	–	–
4773	98	84	60	80	84	60	41	38	36	37	41	21	2	5	3	18	–	–
4774	191	168	139	130	168	139	48	72	56	75	91	79	7	5	4	61	–	–
4781	3.097	2.403	2.204	2.269	2.403	2.204	1.280	1.318	1.224	920	1.020	920	69	65	60	828	–	–
4782	1.066	814	840	806	814	840	448	461	497	333	328	331	25	25	12	260	–	–
4783	122	98	81	94	98	81	44	39	36	47	58	42	3	1	3	28	–	–
4784	976	647	642	684	647	642	475	437	439	186	195	189	23	15	14	292	–	–
4785	69	56	46	54	56	46	44	42	39	9	14	7	1	–	–	15	–	–
4789	3.588	2.862	2.335	2.708	2.862	2.335	1.811	1.903	1.509	835	904	779	62	55	47	880	–	–
4911	758	622	538	684	622	538	574	479	439	90	119	87	20	24	12	74	–	–
4912	1.590	1.277	1.292	1.497	1.277	1.292	1.200	990	1.007	280	276	269	17	11	16	93	–	–
4921	7.329	4.751	4.583	4.109	4.751	4.583	2.626	3.076	3.113	1.328	1.514	1.363	155	161	107	3.220	–	–
4922	1.847	1.149	965	1.117	1.149	965	800	793	638	287	331	311	30	25	16	730	–	–
4923	192	166	118	140	166	118	71	83	51	65	77	63	4	6	4	52	–	–
4924	95	58	42	56	58	42	34	34	24	20	22	16	2	2	2	39	–	–
4929	685	521	453	445	521	453	305	332	279	129	175	162	11	14	12	240	–	–
4930	17.794	13.771	11.963	13.586	13.765	11.955	10.324	10.422	9.024	3.061	3.160	2.758	201	183	173	4.208	6	8
4940	295	238	197	270	238	197	231	201	151	37	34	46	2	3	–	25	–	–
4950	3	2	2	2	2	2	1	2	1	1	–	1	–	–	–	1	–	–
5011	75	68	63	62	68	63	61	59	60	1	9	3	–	–	–	13	–	–
5012	17	21	16	15	21	16	14	19	13	1	2	3	–	–	–	2	–	–
5021	285	239	223	242	239	223	207	204	191	31	34	29	4	1	3	43	–	–
5022	10	9	25	5	9	25	3	6	18	2	3	5	–	–	2	5	–	–
5030	585	534	472	532	465	414	472	433	354	49	27	59	11	5	1	53	69	58
5091	61	62	51	45	62	51	31	50	39	12	11	12	2	1	–	16	–	–
5099	2	1	1	1	1	1	1	–	1	–	1	–	–	–	–	1	–	–
5111	1.021	1.326	1.077	922	923	753	598	594	466	319	326	279	5	3	8	99	403	324

Capítulo 1 - Brasil e Grandes Regiões

1.1 - Quantidade de acidentes do trabalho, por situação do registro e motivo, segundo a Classificação Nacional de Atividades Econômicas (CNAE), no Brasil - 2013/2015

(continuação)

CNAE	QUANTIDADE DE ACIDENTES DO TRABALHO																	
	Total			Com CAT Registrada												Sem CAT Registrada		
				Total			Motivo											
							Típico			Trajeto			Doença do Trabalho					
	2013	2014	2015	2013	2014	2015	2013	2014	2015	2013	2014	2015	2013	2014	2015	2013	2014	2015
5112	87	122	97	80	63	43	43	42	29	34	20	13	3	1	1	7	59	54
5120	32	46	36	29	31	29	16	21	15	13	10	14	–	–	–	3	15	7
5211	1.881	1.716	1.592	1.574	1.618	1.494	1.193	1.265	1.151	365	345	335	16	8	8	307	98	98
5212	827	1.166	863	622	596	521	455	448	405	151	137	112	16	11	4	205	570	342
5221	554	597	621	513	569	594	404	457	485	107	110	108	2	2	1	41	28	27
5222	187	161	159	162	156	159	110	102	95	50	53	64	2	1	–	25	5	–
5223	572	437	444	444	428	435	179	195	208	259	226	219	6	7	8	128	9	9
5229	508	424	415	399	405	395	291	287	278	102	112	112	6	6	5	109	19	20
5231	1.068	880	932	987	870	914	757	613	688	227	250	222	3	7	4	81	10	18
5232	75	184	109	61	119	76	40	86	51	19	33	24	2	–	1	14	65	33
5239	95	91	66	88	91	66	66	75	53	19	15	13	3	1	–	7	–	–
5240	1.033	883	763	923	883	763	672	616	539	245	253	214	6	14	10	110	–	–
5250	1.145	898	646	969	895	642	732	626	413	219	258	222	18	11	7	176	3	4
5310	15.149	13.334	14.027	13.708	13.334	14.027	11.735	11.337	12.010	1.374	1.266	1.202	599	731	815	1.441	–	–
5320	1.503	1.111	855	1.144	1.111	855	673	664	486	462	439	358	9	8	11	359	–	–
5510	3.121	2.476	2.466	2.212	2.476	2.466	1.600	1.779	1.824	560	638	615	52	59	27	909	–	–
5590	121	66	68	77	66	68	56	46	48	16	12	18	5	8	2	44	–	–
5611	11.237	8.871	8.339	8.245	8.871	8.339	6.032	6.445	6.063	2.040	2.243	2.140	173	183	136	2.992	–	–
5612	63	49	47	45	49	47	34	33	31	10	13	13	1	3	3	18	–	–
5620	6.646	5.069	3.905	5.123	5.069	3.905	4.137	4.030	3.005	814	959	838	172	80	62	1.523	–	–
5811	61	79	58	48	79	58	32	41	38	15	35	19	1	3	1	13	–	–
5812	103	55	62	94	55	62	52	32	39	42	22	22	–	1	1	9	–	–
5813	20	12	14	15	12	14	6	5	7	9	7	7	–	–	–	5	–	–
5819	24	19	18	17	19	18	8	9	10	9	10	7	–	–	1	7	–	–
5821	211	178	109	186	178	109	143	129	82	37	46	25	6	3	2	25	–	–
5822	354	260	238	303	260	238	203	165	140	98	93	94	2	2	4	51	–	–
5823	53	34	32	49	34	32	40	23	22	9	11	10	–	–	–	4	–	–
5829	235	204	169	188	204	169	134	151	135	51	50	33	3	3	1	47	–	–
5911	46	43	30	37	31	25	15	16	12	21	14	12	1	1	1	9	12	5
5912	6	2	4	5	2	4	1	–	1	3	1	3	1	1	–	1	–	–
5913	4	3	2	3	3	2	2	2	1	1	–	1	–	1	–	1	–	–
5914	125	110	105	103	110	105	77	91	72	25	17	33	1	2	–	22	–	–
5920	7	6	8	4	6	8	3	2	4	1	4	3	–	–	1	3	–	–
6010	89	122	84	62	62	56	25	30	20	34	27	33	3	5	3	27	60	28
6021	621	611	684	555	566	624	363	374	420	167	175	190	25	17	14	66	45	60
6022	28	27	25	23	21	15	12	7	10	11	13	5	–	1	–	5	6	10
6110	631	579	593	532	579	593	360	372	387	153	180	176	19	27	30	99	–	–
6120	438	315	608	327	315	608	141	116	314	169	184	287	17	15	7	111	–	–
6130	2	6	5	1	6	5	1	2	3	–	4	2	–	–	–	1	–	–
6141	353	387	64	309	382	62	184	223	39	123	159	21	2	–	2	44	5	2
6142	3	4	4	3	4	4	2	2	4	1	2	–	–	–	–	–	–	–
6143	31	9	20	20	9	20	6	3	11	13	6	8	1	–	1	11	–	–
6190	622	633	512	509	633	512	343	471	372	158	148	133	8	14	7	113	–	–
6201	361	1.777	1.367	298	307	333	77	83	86	212	214	236	9	10	11	63	1.470	1.034
6202	103	119	120	86	119	120	22	32	39	64	82	80	–	5	1	17	–	–
6203	174	151	162	143	151	162	36	40	41	102	106	115	5	5	6	31	–	–
6204	412	342	320	362	342	320	158	110	95	197	223	213	7	9	12	50	–	–
6209	466	379	351	378	379	351	140	150	128	230	221	212	8	8	11	88	–	–
6311	298	359	300	239	254	228	81	95	81	151	154	142	7	5	5	59	105	72
6319	46	26	37	40	26	37	16	6	12	23	20	25	1	–	–	6	–	–
6391	6	5	4	4	5	4	–	3	2	4	2	2	–	–	–	2	–	–
6399	45	35	28	37	35	28	16	16	7	21	19	20	–	–	1	8	–	–
6410	8	8	5	8	8	5	8	8	5	–	–	–	–	–	–	–	–	–
6421	989	742	768	798	742	768	568	506	580	97	77	105	133	159	83	191	–	–
6422	7.576	4.800	4.564	4.717	4.800	4.564	1.339	1.438	1.457	772	727	782	2.606	2.635	2.325	2.859	–	–
6423	757	642	639	439	642	639	196	369	379	161	195	167	82	78	93	318	–	–
6424	130	100	130	92	100	130	34	31	43	49	60	74	9	9	13	38	–	–
6431	9	8	22	8	8	22	3	3	7	5	4	13	–	1	2	1	–	–
6432	4	4	2	3	4	2	2	4	1	1	–	1	–	–	–	1	–	–
6433	59	58	33	59	58	33	10	14	5	49	43	28	–	1	–	–	–	–
6434	10	12	6	10	12	6	5	5	4	4	7	1	1	–	1	–	–	–
6435	6	22	10	5	3	3	1	2	2	3	1	–	1	–	1	1	19	7
6436	70	39	34	60	39	34	20	20	17	34	16	11	6	3	6	10	–	–
6437	1	–	3	1	–	3	–	–	1	1	–	2	–	–	–	–	–	–
6440	3	1	4	3	1	4	3	1	3	–	–	1	–	–	–	–	–	–
6450	8	2	7	7	2	7	1	–	3	6	2	4	–	–	–	1	–	–
6461	–	3	6	–	3	6	–	1	5	–	2	1	–	–	–	–	–	–
6462	296	287	233	269	287	233	192	179	148	72	105	82	5	3	3	27	–	–
6463	74	42	48	63	42	48	53	29	35	8	13	13	2	–	–	11	–	–
6470	6	7	7	6	7	7	6	7	7	–	–	–	–	–	–	–	–	–
6491	12	14	11	8	14	11	3	3	7	5	11	4	–	–	–	4	–	–
6492	4	1	3	3	1	3	1	–	1	2	1	2	–	–	–	1	–	–
6493	80	56	45	68	56	45	29	20	18	39	36	27	–	–	–	12	–	–
6499	40	28	27	33	28	27	12	8	10	21	18	17	–	2	–	7	–	–
6511	65	72	78	58	72	78	37	28	21	21	39	55	–	5	2	7	–	–
6512	145	156	114	123	156	114	41	48	39	76	100	75	6	8	–	22	–	–

Capítulo 1 - Brasil e Grandes Regiões

1.1 - Quantidade de acidentes do trabalho, por situação do registro e motivo, segundo a Classificação Nacional de Atividades Econômicas (CNAE), no Brasil - 2013/2015

(continuação)

CNAE	QUANTIDADE DE ACIDENTES DO TRABALHO																	
	Total			Com CAT Registrada												Sem CAT Registrada		
				Total			Motivo											
							Típico			Trajeto			Doença do Trabalho					
	2013	2014	2015	2013	2014	2015	2013	2014	2015	2013	2014	2015	2013	2014	2015	2013	2014	2015
6520	45	20	24	41	20	24	9	6	5	30	14	17	2	–	2	4	–	–
6530	11	10	5	11	10	5	3	7	5	8	3	–	–	–	–	–	–	–
6541	54	67	59	52	67	59	16	20	19	35	44	38	1	3	2	2	–	–
6542	27	16	15	26	16	15	11	7	6	14	7	8	1	2	1	1	–	–
6550	1.256	1.208	1.279	1.138	1.208	1.279	633	673	743	481	519	527	24	16	9	118	–	–
6611	2	11	9	1	8	3	1	6	–	–	2	3	–	–	–	1	3	6
6612	35	37	42	33	32	42	5	6	10	27	26	31	1	–	1	2	5	–
6613	29	130	86	23	55	43	6	32	25	14	22	18	3	1	–	6	75	43
6619	122	110	90	91	110	90	31	48	34	53	55	47	7	7	9	31	–	–
6621	15	31	33	15	9	11	5	4	4	9	4	7	1	1	–	–	22	22
6622	118	115	120	100	114	120	25	27	28	71	81	88	4	6	4	18	1	–
6629	39	29	32	29	29	32	5	8	5	20	18	27	4	3	–	10	–	–
6630	25	125	94	11	7	12	5	5	9	6	2	3	–	–	–	14	118	82
6810	840	741	615	684	741	615	573	534	512	99	115	94	12	92	9	156	–	–
6821	265	218	217	218	218	217	115	107	116	100	108	95	3	3	6	47	–	–
6822	360	329	330	309	329	330	192	219	208	113	106	122	4	4	–	51	–	–
6911	244	226	253	184	226	253	71	61	87	104	159	162	9	6	4	60	–	–
6912	109	85	72	84	85	72	28	21	21	53	63	49	3	1	2	25	–	–
6920	1.186	1.165	1.065	974	1.165	1.065	343	395	321	612	749	725	19	21	19	212	–	–
7010	12	26	13	12	14	6	11	13	5	1	–	1	–	1	–	–	12	7
7020	569	509	547	484	507	546	208	208	214	262	287	315	14	12	17	85	2	1
7111	74	74	53	55	74	53	36	54	39	18	19	14	1	1	–	19	–	–
7112	3.294	2.858	2.380	2.761	2.858	2.380	1.973	2.071	1.739	750	753	615	38	34	26	533	–	–
7119	500	443	258	426	443	258	318	305	174	96	130	82	12	8	2	74	–	–
7120	270	221	207	233	221	207	127	124	120	99	91	84	7	6	3	37	–	–
7210	697	647	563	658	613	542	518	472	413	122	131	118	18	10	11	39	34	21
7220	35	67	40	32	37	22	22	27	12	8	10	9	2	–	1	3	30	18
7311	85	145	126	63	56	60	24	18	19	38	36	40	1	2	1	22	89	66
7312	67	55	57	53	55	57	33	35	43	20	20	14	–	–	–	14	–	–
7319	326	294	334	241	294	334	117	127	169	119	161	162	5	6	3	85	–	–
7320	48	92	67	39	56	46	10	24	15	26	32	31	3	–	–	9	36	21
7410	33	22	35	28	22	35	18	12	25	10	10	10	–	–	–	5	–	–
7420	100	150	135	79	76	59	55	42	38	23	32	17	1	2	4	21	74	76
7490	805	583	555	550	583	555	328	318	349	215	241	192	7	24	14	255	–	–
7500	75	61	51	65	61	51	49	43	37	16	16	11	–	2	3	10	–	–
7711	468	396	385	351	396	385	204	227	205	137	154	163	10	15	17	117	–	–
7719	109	95	62	77	95	62	64	71	47	13	21	14	–	3	1	32	–	–
7721	32	9	11	22	9	11	8	6	7	13	2	4	1	1	–	10	–	–
7722	25	25	31	17	25	31	8	14	17	9	11	14	–	–	–	8	–	–
7723	76	43	55	43	43	55	26	22	38	14	19	16	3	2	1	33	–	–
7729	87	88	73	63	88	73	41	64	48	21	24	25	1	–	–	24	–	–
7731	76	58	37	45	58	37	35	48	28	9	10	9	1	–	–	31	–	–
7732	1.109	827	763	888	827	763	707	636	581	172	178	176	9	13	6	221	–	–
7733	84	97	99	65	79	79	26	29	23	37	50	55	2	–	1	19	18	20
7739	822	655	665	667	655	665	505	487	515	151	158	140	11	10	10	155	–	–
7740	38	29	30	33	29	30	16	13	12	17	15	18	–	1	–	5	–	–
7810	923	584	559	673	584	559	276	237	200	377	333	351	20	14	8	250	–	–
7820	3.326	2.192	1.760	2.476	2.192	1.760	1.222	1.071	771	1.202	1.086	953	52	35	36	850	–	–
7830	953	651	621	677	651	621	365	314	304	291	322	311	21	15	6	276	–	–
7911	182	188	189	120	188	189	47	68	72	67	114	113	6	6	4	62	–	–
7912	11	4	4	9	4	4	3	3	2	5	1	2	1	–	–	2	–	–
7990	17	13	10	12	13	10	5	4	7	7	9	3	–	–	–	5	–	–
8011	4.552	3.363	2.913	3.364	3.344	2.902	1.075	994	822	2.265	2.321	2.050	24	29	30	1.188	19	11
8012	1.903	1.495	1.460	1.615	1.408	1.401	853	751	711	708	626	668	54	31	22	288	87	59
8020	609	577	564	499	577	564	271	316	321	224	259	242	4	2	1	110	–	–
8030	3	195	169	2	–	2	2	–	1	–	–	1	–	–	–	1	195	167
8111	1.197	954	939	842	954	939	352	418	416	466	505	500	24	31	23	355	–	–
8112	4.018	3.323	3.261	3.170	3.323	3.261	2.201	2.342	2.294	896	897	906	73	84	61	848	–	–
8121	7.430	4.645	3.877	4.655	4.640	3.872	2.689	2.610	2.154	1.861	1.916	1.638	105	114	80	2.775	5	5
8122	335	250	258	259	224	232	143	99	124	114	121	108	2	4	–	76	26	26
8129	1.330	1.148	1.011	1.066	1.148	1.011	828	845	722	235	264	270	3	39	19	264	–	–
8130	242	296	303	167	184	217	122	144	173	40	38	40	5	2	4	75	112	86
8211	1.801	1.441	1.363	1.374	1.251	1.258	760	699	650	581	524	582	33	28	26	427	190	105
8219	490	498	403	382	498	403	202	242	190	175	243	210	5	13	3	108	–	–
8220	4.173	2.603	2.495	2.916	2.578	2.488	1.002	825	759	1.794	1.587	1.611	120	166	118	1.257	25	7
8230	309	213	241	224	213	241	148	138	163	71	67	71	5	8	7	85	–	–
8291	401	547	411	282	355	273	96	119	90	176	212	173	10	24	10	119	192	138
8292	254	180	182	203	180	182	141	146	143	51	28	37	11	6	2	51	–	–
8299	3.194	2.546	2.060	2.547	2.546	2.060	1.594	1.512	1.255	903	979	769	50	55	36	647	–	–
8411	22.218	13.829	13.081	13.487	13.829	13.081	10.402	10.508	10.026	2.886	3.110	2.895	199	211	160	8.731	–	–
8412	442	243	230	232	243	230	167	170	174	63	69	54	2	4	2	210	–	–
8413	100	106	61	87	106	61	51	64	37	36	41	24	–	1	–	13	–	–
8422	91	85	102	89	85	102	85	84	96	3	1	4	1	–	2	2	–	–
8423	122	87	66	74	87	66	59	62	53	13	22	10	2	3	3	48	–	–
8424	141	114	147	91	114	147	76	92	120	11	16	26	4	6	1	50	–	–
8425	1	1	1	1	1	1	1	1	1	–	–	–	–	–	–	–	–	–

Capítulo 1 - Brasil e Grandes Regiões

1.1 - Quantidade de acidentes do trabalho, por situação do registro e motivo, segundo a Classificação Nacional de Atividades Econômicas (CNAE), no Brasil - 2013/2015

(conclusão)

CNAE	QUANTIDADE DE ACIDENTES DO TRABALHO																	
	Total			Com CAT Registrada												Sem CAT Registrada		
				Total			Motivo											
							Típico			Trajeto			Doença do Trabalho					
	2013	2014	2015	2013	2014	2015	2013	2014	2015	2013	2014	2015	2013	2014	2015	2013	2014	2015
8430	60	54	52	49	54	52	36	46	38	10	8	10	3	–	4	11	–	–
8511	515	3.990	3.300	430	489	613	302	329	449	112	146	158	16	14	6	85	3.501	2.687
8512	607	519	565	445	506	546	311	348	375	122	135	158	12	23	13	162	13	19
8513	1.392	1.323	1.258	1.044	1.177	1.171	726	816	812	284	332	350	34	29	9	348	146	87
8520	749	662	631	525	662	631	383	462	472	130	184	152	12	16	7	224	–	–
8531	1.714	1.744	1.590	1.536	1.571	1.433	1.108	1.109	1.044	402	435	362	26	27	27	178	173	157
8532	1.707	1.573	1.663	1.557	1.510	1.621	1.174	1.118	1.206	366	365	387	17	27	28	150	63	42
8533	147	162	182	129	162	182	83	108	117	34	48	53	12	6	12	18	–	–
8541	144	130	122	110	130	122	71	85	78	38	44	43	1	1	1	34	–	–
8542	34	50	48	26	27	23	19	21	14	7	3	9	–	3	–	8	23	25
8550	374	241	242	335	241	242	225	156	150	107	82	88	3	3	4	39	–	–
8591	31	25	17	20	25	17	11	16	8	6	9	9	3	–	–	11	–	–
8592	26	33	30	18	33	30	9	12	12	9	19	16	–	2	2	8	–	–
8593	136	110	120	105	110	120	42	48	45	62	59	70	1	3	5	31	–	–
8599	2.062	1.942	1.922	1.760	1.942	1.922	1.036	1.114	1.122	699	804	767	25	24	33	302	–	–
8610	57.184	55.252	53.920	52.770	55.252	53.920	43.187	45.086	44.110	9.151	9.634	9.377	432	532	433	4.414	–	–
8621	190	203	237	176	203	237	128	156	153	46	47	82	2	–	2	14	–	–
8622	50	45	29	46	45	29	34	24	12	12	21	17	–	–	–	4	–	–
8630	2.981	2.991	3.533	2.756	2.991	3.533	1.901	2.120	2.478	819	837	1.016	36	34	39	225	–	–
8640	3.645	3.721	4.153	3.355	3.710	4.148	2.366	2.588	2.899	956	1.084	1.228	33	38	21	290	11	5
8650	465	492	538	374	492	538	206	286	316	162	201	219	6	5	3	91	–	–
8660	734	992	1.532	670	992	1.532	559	825	1.287	108	158	234	3	9	11	64	–	–
8690	2.285	2.392	2.101	2.139	2.392	2.101	1.678	1.907	1.658	444	467	422	17	18	21	146	–	–
8711	581	453	472	437	453	472	327	342	352	97	102	107	13	9	13	144	–	–
8712	96	106	131	79	106	131	40	55	73	39	49	56	–	2	2	17	–	–
8720	299	272	319	273	272	319	229	221	271	42	47	45	2	4	3	26	–	–
8730	461	443	381	383	443	381	302	333	289	75	103	84	6	7	8	78	–	–
8800	2.079	1.844	1.899	1.865	1.844	1.899	1.273	1.270	1.300	557	545	570	35	29	29	214	–	–
9001	144	116	80	116	116	80	76	77	57	38	37	20	2	2	3	28	–	–
9002	4	3	3	1	3	3	1	2	3	–	1	–	–	–	–	3	–	–
9003	4	6	8	3	6	8	2	4	6	1	2	2	–	–	–	1	–	–
9101	17	24	26	16	24	26	9	20	18	7	3	7	–	1	1	1	–	–
9102	9	12	6	8	12	6	6	11	6	2	1	–	–	–	–	1	–	–
9103	54	76	69	50	76	69	40	64	55	8	12	12	2	–	2	4	–	–
9200	6	8	20	5	8	20	5	7	14	–	1	6	–	–	–	1	–	–
9311	23	25	26	22	25	26	18	18	19	4	7	7	–	–	–	1	–	–
9312	933	749	691	711	749	691	549	583	535	151	154	145	11	12	11	222	–	–
9313	227	185	202	161	185	202	86	95	102	72	84	97	3	6	3	66	–	–
9319	163	112	87	122	112	87	93	83	67	29	28	19	–	1	1	41	–	–
9321	200	238	213	179	238	213	140	207	167	38	31	43	1	–	3	21	–	–
9329	303	234	204	233	234	204	169	173	143	59	54	58	5	7	3	70	–	–
9411	430	325	232	376	325	232	268	204	145	104	116	87	4	5	–	54	–	–
9412	479	364	324	353	364	324	229	224	212	114	137	109	10	3	3	126	–	–
9420	593	397	378	409	397	378	200	210	198	162	164	152	47	23	28	184	–	–
9430	3.675	3.302	3.127	2.903	3.302	3.127	2.030	2.330	2.284	796	903	793	77	69	50	772	–	–
9491	956	726	747	684	726	747	494	513	539	172	189	190	18	24	18	272	–	–
9492	8	714	467	2	6	4	2	5	1	–	1	3	–	–	–	6	708	463
9493	36	45	66	27	45	66	21	39	44	6	6	22	–	–	–	9	–	–
9499	822	875	1.060	709	875	1.060	459	602	779	242	261	271	8	12	10	113	–	–
9511	289	256	189	234	256	189	122	126	89	109	121	91	3	9	9	55	–	–
9512	109	113	86	95	113	86	56	81	62	37	31	23	2	1	1	14	–	–
9521	248	224	169	175	224	169	99	125	94	71	92	71	5	7	4	73	–	–
9529	246	211	140	193	211	140	127	160	94	61	46	46	5	5	–	53	–	–
9601	748	565	477	563	565	477	420	432	342	117	109	117	26	24	18	185	–	–
9602	329	186	177	192	186	177	69	79	84	106	98	80	17	9	13	137	–	–
9603	311	241	255	237	241	255	134	133	157	99	102	97	4	6	1	74	–	–
9609	171	137	111	117	137	111	71	73	61	45	61	47	1	3	3	54	–	–
9700	62	52	56	61	52	56	42	36	34	18	15	21	1	1	1	1	–	–
9900	23	15	20	19	11	20	13	5	12	6	6	7	–	–	1	4	4	–
Ignorado	27.792	128.435	95.276	2.905	3.103	3.023	2.538	2.786	2.649	324	277	327	43	40	47	24.887	125.332	92.253

Fonte: DATAPREV, CAT, SUB.
Nota: Os dados são preliminares, estando sujeitos a correções.

Capítulo 1 - Brasil e Grandes Regiões

1.2 - Quantidade de acidentes do trabalho, por situação do registro e motivo, segundo a Classificação Nacional de Atividades Econômicas (CNAE), na Região Norte - 2013/2015

(continua)

CNAE	QUANTIDADE DE ACIDENTES DO TRABALHO																	
	Total			Com CAT Registrada												Sem CAT Registrada		
				Total			Motivo											
							Típico			Trajeto			Doença do Trabalho					
	2013	2014	2015	2013	2014	2015	2013	2014	2015	2013	2014	2015	2013	2014	2015	2013	2014	2015
TOTAL	**31.857**	**31.834**	**27.638**	**23.617**	**23.821**	**20.806**	**18.526**	**18.388**	**15.930**	**4.327**	**4.614**	**4.097**	**764**	**819**	**779**	**8.240**	**8.013**	**6.832**
0111	16	81	60	15	25	17	11	22	14	4	2	3	–	1	–	1	56	43
0112	1	201	166	1	2	1	1	2	1	–	–	–	–	–	–	–	199	165
0113	14	16	14	10	7	5	10	7	5	–	–	–	–	–	–	4	9	9
0114	–	4	5	–	–	–	–	–	–	–	–	–	–	–	–	–	4	5
0115	28	31	27	23	31	27	16	23	21	7	8	6	–	–	–	5	–	–
0119	7	8	6	6	8	6	5	6	5	1	2	1	–	–	–	1	–	–
0121	6	12	8	4	2	4	2	2	3	2	–	1	–	–	–	2	10	4
0122	–	–	1	–	–	1	–	–	–	–	–	1	–	–	–	–	–	–
0131	–	1	3	–	1	3	–	1	3	–	–	–	–	–	–	–	–	–
0133	31	32	36	26	32	36	19	23	31	6	8	5	1	1	–	5	–	–
0134	–	–	2	–	–	1	–	–	1	–	–	–	–	–	–	–	–	1
0135	1	–	–	1	–	–	1	–	–	–	–	–	–	–	–	–	–	–
0139	625	645	837	577	642	829	552	617	810	22	23	17	3	2	2	48	3	8
0141	131	132	161	130	132	161	102	98	127	28	33	32	–	1	2	1	–	–
0142	3	9	15	3	9	15	3	8	13	–	1	2	–	–	–	–	–	–
0151	495	383	299	413	383	299	349	331	261	63	45	35	1	7	3	82	–	–
0152	4	1	2	3	1	2	3	1	1	–	–	–	–	–	1	1	–	–
0153	1	–	–	1	–	–	1	–	–	–	–	–	–	–	–	–	–	–
0154	–	3	–	–	3	–	–	3	–	–	–	–	–	–	–	–	–	–
0155	58	65	59	53	65	59	41	58	50	12	7	8	–	–	1	5	–	–
0159	3	1	1	3	1	1	3	1	1	–	–	–	–	–	–	–	–	–
0161	66	31	40	58	31	40	49	23	36	8	7	4	1	1	–	8	–	–
0162	14	12	16	14	12	16	13	11	14	1	1	2	–	–	–	–	–	–
0163	2	–	–	2	–	–	–	–	–	1	–	–	1	–	–	–	–	–
0210	126	68	46	106	68	46	98	63	40	7	5	5	1	–	1	20	–	–
0220	35	38	46	31	34	43	28	32	41	2	2	2	1	–	–	4	4	3
0230	104	60	21	91	60	21	88	51	16	2	9	5	1	–	–	13	–	–
0311	49	9	6	41	9	6	39	7	5	2	–	–	–	2	1	8	–	–
0312	–	1	–	–	–	–	–	–	–	–	–	–	–	–	–	–	1	–
0321	2	–	–	2	–	–	2	–	–	–	–	–	–	–	–	–	–	–
0322	8	2	4	6	2	4	4	2	3	2	–	1	–	–	–	2	–	–
0600	45	38	15	36	38	15	32	37	13	3	1	–	1	–	2	9	–	–
0710	244	119	171	182	119	171	167	100	117	10	14	51	5	5	3	62	–	–
0721	76	51	13	71	51	13	69	49	11	2	1	1	–	1	1	5	–	–
0722	88	53	36	82	53	36	79	51	32	3	2	4	–	–	–	6	–	–
0723	3	1	1	3	1	1	3	1	1	–	–	–	–	–	–	–	–	–
0724	70	41	16	60	41	16	57	38	14	1	3	2	2	–	–	10	–	–
0729	96	57	59	81	57	59	78	49	49	3	8	10	–	–	–	15	–	–
0810	63	40	35	45	40	35	33	35	26	12	5	9	–	–	–	18	–	–
0891	2	1	–	2	1	–	2	1	–	–	–	–	–	–	–	–	–	–
0893	5	4	3	4	4	3	4	3	1	–	1	1	–	–	1	1	–	–
0899	1	1	2	1	1	2	1	1	1	–	–	1	–	–	–	–	–	–
0910	27	8	14	27	8	14	22	7	11	4	1	3	1	–	–	–	–	–
0990	7	1	1	5	1	1	5	–	1	–	–	–	–	1	–	2	–	–
1011	823	802	847	667	802	847	602	695	757	52	89	70	13	18	20	156	–	–
1012	36	49	56	29	35	46	16	28	42	13	6	4	–	1	–	7	14	10
1013	64	33	17	61	33	17	55	29	13	5	4	4	1	–	–	3	–	–
1020	30	40	36	22	40	36	20	35	33	2	4	3	–	1	–	8	–	–
1031	22	23	20	20	23	20	16	17	13	3	4	5	1	2	2	2	–	–
1032	4	2	1	–	2	1	–	1	–	–	1	1	–	–	–	4	–	–
1033	2	4	5	1	4	5	1	2	4	–	2	1	–	–	–	1	–	–
1041	31	42	119	30	42	119	23	33	105	7	9	14	–	–	–	1	–	–
1042	10	14	20	10	14	20	9	9	16	1	4	4	–	1	–	–	–	–
1051	9	5	7	7	5	7	4	3	3	3	2	3	–	–	1	2	–	–
1052	137	127	101	110	127	101	87	104	77	22	23	24	1	–	–	27	–	–
1053	13	6	7	9	6	7	6	5	6	2	1	1	1	–	–	4	–	–
1061	18	31	27	15	31	27	9	22	26	6	9	1	–	–	–	3	–	–
1062	13	17	39	10	17	39	9	17	32	1	–	7	–	–	–	3	–	–
1064	–	2	2	–	2	2	–	1	–	–	1	2	–	–	–	–	–	–
1066	16	25	22	13	25	22	9	17	16	4	7	5	–	1	1	3	–	–
1069	1	5	3	–	5	3	–	4	2	–	1	1	–	–	–	1	–	–
1081	11	5	5	11	5	5	6	3	2	5	2	3	–	–	–	–	–	–
1091	46	31	55	30	31	55	17	21	44	12	10	9	1	–	2	16	–	–
1092	39	22	15	37	22	15	27	13	13	10	9	2	–	–	–	2	–	–
1093	–	1	1	–	1	1	–	1	1	–	–	–	–	–	–	–	–	–
1094	11	8	6	8	8	6	8	8	5	–	–	1	–	–	–	3	–	–
1095	8	4	4	7	4	4	5	2	2	2	1	2	–	1	–	1	–	–
1096	–	2	–	–	2	–	–	2	–	–	–	–	–	–	–	–	–	–
1099	86	61	62	70	61	62	56	50	53	12	11	8	2	–	1	16	–	–
1111	–	7	7	–	–	–	–	–	–	–	–	–	–	–	–	–	7	7

Capítulo 1 - Brasil e Grandes Regiões

1.2 - Quantidade de acidentes do trabalho, por situação do registro e motivo, segundo a Classificação Nacional de Atividades Econômicas (CNAE), na Região Norte - 2013/2015

(continuação)

CNAE	QUANTIDADE DE ACIDENTES DO TRABALHO																	
	Total			Com CAT Registrada												Sem CAT Registrada		
				Total			Motivo											
							Típico			Trajeto			Doença do Trabalho					
	2013	2014	2015	2013	2014	2015	2013	2014	2015	2013	2014	2015	2013	2014	2015	2013	2014	2015
1112	4	4	3	4	2	3	4	2	3	–	–	–	–	–	–	–	2	–
1113	77	51	42	72	44	38	58	34	32	11	9	6	3	1	–	5	7	4
1121	17	9	12	13	8	12	13	4	8	–	4	4	–	–	–	4	1	–
1122	303	296	219	256	296	219	211	242	191	43	53	28	2	1	–	47	–	–
1210	1	–	–	1	–	–	1	–	–	–	–	–	–	–	–	–	–	–
1220	–	3	–	–	1	–	–	–	–	–	1	–	–	–	–	–	2	–
1312	68	121	57	57	121	57	51	100	49	6	21	8	–	–	–	11	–	–
1321	–	1	2	–	–	–	–	–	–	–	–	–	–	–	–	–	1	2
1322	39	27	10	39	27	10	36	27	8	3	–	2	–	–	–	–	–	–
1340	2	–	–	2	–	–	1	–	–	–	–	–	1	–	–	–	–	–
1351	–	1	3	–	–	3	–	–	1	–	–	2	–	–	–	–	1	–
1353	–	–	1	–	–	1	–	–	1	–	–	–	–	–	–	–	–	–
1354	2	–	–	2	–	–	2	–	–	–	–	–	–	–	–	–	–	–
1359	1	4	–	–	4	–	–	4	–	–	–	–	–	–	–	1	–	–
1411	7	1	1	5	1	1	2	–	–	3	1	1	–	–	–	2	–	–
1412	24	8	4	6	8	4	3	2	–	3	6	4	–	–	–	18	–	–
1413	25	7	1	9	7	1	5	5	–	4	2	–	–	–	1	16	–	–
1414	–	2	4	–	2	4	–	1	2	–	–	2	–	1	–	–	–	–
1421	–	–	1	–	–	1	–	–	1	–	–	–	–	–	–	–	–	–
1422	1	–	1	–	–	1	–	–	–	–	–	1	–	–	–	1	–	–
1510	60	47	51	49	47	51	43	39	42	5	7	9	1	1	–	11	–	–
1521	1	3	–	1	1	–	1	1	–	–	–	–	–	–	–	–	2	–
1529	4	1	2	3	1	2	3	1	2	–	–	–	–	–	–	1	–	–
1531	6	4	2	4	4	2	3	4	2	1	–	–	–	–	–	2	–	–
1532	–	1	–	–	–	–	–	–	–	–	–	–	–	–	–	–	1	–
1610	548	416	332	413	407	331	355	362	290	48	44	35	10	1	6	135	9	1
1621	126	97	71	92	97	71	79	83	60	8	13	10	5	1	1	34	–	–
1622	24	11	20	18	11	20	18	10	17	–	1	2	–	–	1	6	–	–
1623	1	2	1	1	2	1	1	2	1	–	–	–	–	–	–	–	–	–
1629	29	23	19	24	23	19	23	18	18	–	4	1	1	1	–	5	–	–
1710	31	23	44	31	23	44	29	22	40	–	1	4	2	–	–	–	–	–
1721	32	40	105	27	38	103	26	36	98	1	2	5	–	–	–	5	2	2
1722	–	–	1	–	–	–	–	–	–	–	–	–	–	–	–	–	–	1
1731	5	–	2	4	–	–	2	–	–	2	–	–	–	–	–	1	–	2
1732	–	1	1	–	–	1	–	–	1	–	–	–	–	–	–	–	1	–
1733	33	22	26	25	22	26	24	22	25	1	–	1	–	–	–	8	–	–
1741	37	55	26	36	51	22	34	50	19	2	–	1	–	1	2	1	4	4
1742	2	2	–	1	2	–	1	2	–	–	–	–	–	–	–	1	–	–
1749	6	7	2	4	7	2	3	5	2	1	2	–	–	–	–	2	–	–
1811	3	1	5	1	1	3	1	–	–	–	1	3	–	–	–	2	–	2
1812	–	7	5	–	–	1	–	–	–	–	–	1	–	–	–	–	7	4
1813	15	16	13	7	12	13	4	11	9	3	–	4	–	1	–	8	4	–
1821	4	2	2	3	2	2	3	–	1	–	2	1	–	–	–	1	–	–
1822	3	2	1	2	2	1	2	–	1	–	2	–	–	–	–	1	–	–
1830	48	30	11	43	30	11	35	18	10	7	6	1	1	6	–	5	–	–
1921	58	38	66	57	38	66	54	34	59	3	4	7	–	–	–	1	–	–
1922	–	3	1	–	3	1	–	3	1	–	–	–	–	–	–	–	–	–
1931	45	40	41	40	38	32	36	30	30	4	8	2	–	–	–	5	2	9
1932	3	8	18	3	7	18	3	7	18	–	–	–	–	–	–	–	1	–
2012	1	1	–	–	1	–	–	1	–	–	–	–	–	–	–	1	–	–
2013	12	20	6	12	20	6	12	18	6	–	2	–	–	–	–	–	–	–
2014	6	11	1	6	11	1	4	10	–	2	1	1	–	–	–	–	–	–
2021	–	5	1	–	–	–	–	–	–	–	–	–	–	–	–	–	5	1
2022	–	2	1	–	–	–	–	–	–	–	–	–	–	–	–	–	2	1
2029	1	2	1	1	–	–	–	–	–	1	–	–	–	–	–	–	2	1
2031	6	10	7	5	10	7	2	7	5	1	2	1	2	1	1	1	–	–
2040	–	2	1	–	–	–	–	–	–	–	–	–	–	–	–	–	2	1
2051	1	–	–	1	–	–	–	–	–	1	–	–	–	–	–	–	–	–
2061	10	8	4	6	8	4	3	8	2	3	–	2	–	–	–	4	–	–
2062	6	10	9	5	10	9	3	8	6	2	2	3	–	–	–	1	–	–
2063	18	12	16	15	12	16	14	8	11	1	4	4	–	–	1	3	–	–
2071	17	16	14	16	16	14	12	13	13	4	3	1	–	–	–	1	–	–
2073	1	–	–	1	–	–	1	–	–	–	–	–	–	–	–	–	–	–
2091	–	2	4	–	–	1	–	–	–	–	–	1	–	–	–	–	2	3
2092	6	5	7	4	5	7	3	3	6	–	2	1	1	–	–	2	–	–
2093	7	3	1	7	3	1	2	3	1	5	–	–	–	–	–	–	–	–
2099	8	18	9	7	18	9	6	13	8	–	3	1	1	2	–	1	–	–
2110	–	–	2	–	–	–	–	–	–	–	–	–	–	–	–	–	–	2
2121	7	6	17	7	5	14	6	5	10	1	–	4	–	–	–	–	1	3
2122	1	2	–	1	2	–	1	2	–	–	–	–	–	–	–	–	–	–
2211	10	13	13	8	12	13	8	11	13	–	1	–	–	–	–	2	1	–

Capítulo 1 - Brasil e Grandes Regiões

1.2 - Quantidade de acidentes do trabalho, por situação do registro e motivo, segundo a Classificação Nacional de Atividades Econômicas (CNAE), na Região Norte - 2013/2015

(continuação)

CNAE	QUANTIDADE DE ACIDENTES DO TRABALHO																	
	Total			Com CAT Registrada												Sem CAT Registrada		
				Total			Motivo											
							Típico			Trajeto			Doença do Trabalho					
	2013	2014	2015	2013	2014	2015	2013	2014	2015	2013	2014	2015	2013	2014	2015	2013	2014	2015
2212	22	16	17	13	15	17	10	13	17	3	2	–	–	–	–	9	1	–
2219	1	110	76	1	1	4	1	1	4	–	–	–	–	–	–	–	109	72
2221	15	9	11	13	9	11	11	9	10	2	–	–	–	–	1	2	–	–
2222	117	144	120	102	143	119	85	122	102	12	13	7	5	8	10	15	1	1
2223	12	11	12	12	11	12	11	9	11	1	2	1	–	–	–	–	–	–
2229	351	218	246	277	218	246	225	152	157	26	11	13	26	55	76	74	–	–
2311	46	43	17	41	41	15	39	37	13	2	4	2	–	–	–	5	2	2
2319	2	7	3	1	7	3	1	7	3	–	–	–	–	–	–	1	–	–
2320	112	109	117	94	107	117	88	92	101	6	5	7	–	10	9	18	2	–
2330	139	119	103	100	119	103	80	101	89	19	18	11	1	–	3	39	–	–
2341	7	4	4	6	4	4	4	4	3	2	–	1	–	–	–	1	–	–
2342	197	126	103	133	126	103	103	100	77	27	24	26	3	2	–	64	–	–
2349	14	3	3	9	3	3	8	2	2	1	1	1	–	–	–	5	–	–
2391	10	15	10	5	15	10	4	11	8	1	4	2	–	–	–	5	–	–
2399	–	2	3	–	2	3	–	1	3	–	1	–	–	–	–	–	–	–
2411	50	26	7	41	26	7	40	23	7	1	3	–	–	–	–	9	–	–
2422	1	7	–	1	–	–	1	–	–	–	–	–	–	–	–	–	7	–
2423	15	9	15	13	9	15	12	8	14	1	1	1	–	–	–	2	–	–
2424	3	–	1	3	–	1	2	–	1	1	–	–	–	–	–	–	–	–
2431	1	–	–	–	–	–	–	–	–	–	–	–	–	–	–	1	–	–
2441	171	93	99	167	93	99	160	85	90	6	7	9	1	1	–	4	–	–
2442	4	2	–	3	2	–	2	1	–	1	–	–	–	1	–	1	–	–
2449	27	31	20	24	31	20	23	30	16	–	1	2	1	–	2	3	–	–
2451	2	–	1	2	–	–	1	–	–	1	–	–	–	–	–	–	–	1
2452	10	24	28	10	21	25	10	21	20	–	–	4	–	–	1	–	3	3
2511	154	122	78	131	116	75	112	107	69	16	7	5	3	2	1	23	6	3
2512	14	14	8	9	12	8	6	11	6	2	1	2	1	–	–	5	2	–
2513	17	9	3	15	9	3	13	9	3	2	–	–	–	–	–	2	–	–
2521	5	10	2	5	9	2	5	8	2	–	1	–	–	–	–	–	1	–
2522	–	3	–	–	1	–	–	1	–	–	–	–	–	–	–	–	2	–
2531	–	–	1	–	–	1	–	–	1	–	–	–	–	–	–	–	–	–
2532	64	119	98	51	119	98	44	110	90	2	3	5	5	6	3	13	–	–
2539	34	14	5	13	14	5	12	13	5	1	1	–	–	–	–	21	–	–
2541	18	15	11	7	15	11	4	8	7	–	1	2	3	6	2	11	–	–
2542	3	2	7	–	2	7	–	1	6	–	1	1	–	–	–	3	–	–
2543	–	–	1	–	–	1	–	–	1	–	–	–	–	–	–	–	–	–
2591	14	6	10	12	6	10	11	3	6	1	2	4	–	1	–	2	–	–
2592	2	3	5	1	3	5	1	3	4	–	–	1	–	–	–	1	–	–
2593	4	3	4	3	3	4	3	3	3	–	–	1	–	–	–	1	–	–
2599	31	25	31	26	25	31	23	23	16	2	–	15	1	2	–	5	–	–
2610	181	168	93	103	168	93	52	96	57	14	43	6	37	29	30	78	–	–
2621	67	55	26	50	55	26	30	24	20	9	16	2	11	15	4	17	–	–
2622	140	129	77	69	129	77	32	90	44	8	16	13	29	23	20	71	–	–
2631	12	3	3	4	3	3	–	2	–	2	1	1	2	–	2	8	–	–
2632	131	72	29	75	72	29	55	48	25	10	8	2	10	16	2	56	–	–
2640	699	659	496	383	659	496	229	446	295	59	85	92	95	128	109	316	–	–
2651	10	–	1	4	–	1	3	–	–	–	–	–	1	–	1	6	–	–
2652	21	4	7	10	4	7	8	3	6	1	–	1	1	1	–	11	–	–
2670	3	7	8	2	7	8	2	4	3	–	1	1	–	2	4	1	–	–
2710	38	30	27	28	30	27	21	24	24	4	5	3	3	1	–	10	–	–
2721	15	5	8	9	5	8	6	3	5	–	–	1	3	2	2	6	–	–
2722	–	1	1	–	–	1	–	–	1	–	–	–	–	–	–	–	1	–
2731	108	5	9	81	5	8	70	5	2	9	–	5	2	–	1	27	–	1
2732	24	8	7	19	8	7	13	7	4	4	1	1	2	–	2	5	–	–
2733	30	33	19	17	33	19	12	20	14	1	1	1	4	12	4	13	–	–
2751	–	2	–	–	1	–	–	1	–	–	–	–	–	–	–	–	1	–
2759	10	6	14	5	6	14	2	1	7	–	1	4	3	4	3	5	–	–
2790	67	40	21	47	40	21	33	28	14	6	4	2	8	8	5	20	–	–
2811	8	20	4	6	15	2	6	13	1	–	–	1	–	2	–	2	5	2
2812	–	3	2	–	1	1	–	1	1	–	–	–	–	–	–	–	2	1
2813	–	1	1	–	1	–	–	1	–	–	–	–	–	–	–	–	–	1
2814	1	1	1	1	1	1	1	–	1	–	1	–	–	–	–	–	–	–
2815	5	9	9	5	9	9	4	8	8	–	1	–	1	–	1	–	–	–
2821	–	1	1	–	1	1	–	1	1	–	–	–	–	–	–	–	–	–
2822	27	21	17	24	21	17	22	16	14	1	4	3	1	1	–	3	–	–
2823	12	12	9	11	12	9	6	8	8	3	2	1	2	2	–	1	–	–
2824	93	103	83	75	103	83	64	75	52	4	12	17	7	16	14	18	–	–
2825	3	1	2	2	1	2	1	–	2	1	1	–	–	–	–	1	–	–
2829	16	19	14	13	19	14	8	16	6	4	2	7	1	1	1	3	–	–
2831	1	2	9	1	2	9	–	2	9	1	–	–	–	–	–	–	–	–
2833	1	1	6	1	–	2	1	–	2	–	–	–	–	–	–	–	1	4

Capítulo 1 - Brasil e Grandes Regiões

1.2 - Quantidade de acidentes do trabalho, por situação do registro e motivo, segundo a Classificação Nacional de Atividades Econômicas (CNAE), na Região Norte - 2013/2015

(continuação)

CNAE	QUANTIDADE DE ACIDENTES DO TRABALHO																	
	Total			Com CAT Registrada												Sem CAT Registrada		
				Total			Motivo											
							Típico			Trajeto			Doença do Trabalho					
	2013	2014	2015	2013	2014	2015	2013	2014	2015	2013	2014	2015	2013	2014	2015	2013	2014	2015
2840	1	1	–	1	1	–	1	1	–	–	–	–	–	–	–	–	–	–
2852	–	1	–	–	1	–	–	1	–	–	–	–	–	–	–	–	–	–
2853	4	5	1	3	5	1	3	5	1	–	–	–	–	–	–	1	–	–
2854	–	–	2	–	–	2	–	–	2	–	–	–	–	–	–	–	–	–
2862	2	–	1	2	–	1	2	–	1	–	–	–	–	–	–	–	–	–
2864	–	1	–	–	1	–	–	1	–	–	–	–	–	–	–	–	–	–
2869	2	5	1	–	5	1	–	3	–	–	2	1	–	–	–	2	–	–
2910	4	3	2	3	3	1	3	3	–	–	–	–	–	–	1	1	–	1
2920	–	–	1	–	–	–	–	–	–	–	–	–	–	–	–	–	–	1
2930	27	31	13	19	31	13	17	26	12	1	5	1	1	–	–	8	–	–
2941	10	4	2	4	4	2	2	3	2	–	–	–	2	1	–	6	–	–
2942	14	15	11	12	15	11	9	11	8	3	3	1	–	1	2	2	–	–
2943	18	20	10	12	20	10	11	12	8	1	3	–	–	5	2	6	–	–
2945	21	12	10	6	12	10	3	5	7	2	2	2	1	5	1	15	–	–
2949	30	20	6	15	20	6	12	18	5	1	1	1	2	1	–	15	–	–
2950	7	7	2	2	7	2	1	5	–	1	1	2	–	1	–	5	–	–
3011	122	144	129	105	144	129	98	135	125	5	9	3	2	–	1	17	–	–
3012	–	1	–	–	1	–	–	1	–	–	–	–	–	–	–	–	–	–
3091	529	474	417	445	474	417	331	335	245	59	81	80	55	58	92	84	–	–
3092	28	29	15	25	29	15	20	21	10	3	4	2	2	4	3	3	–	–
3099	49	36	48	42	36	48	31	23	26	6	5	3	5	8	19	7	–	–
3101	64	57	41	44	57	41	35	47	33	9	10	8	–	–	–	20	–	–
3102	5	2	–	1	2	–	1	2	–	–	–	–	–	–	–	4	–	–
3103	3	2	–	3	2	–	2	2	–	1	–	–	–	–	–	–	–	–
3104	37	27	20	33	27	20	30	19	16	2	7	3	1	1	1	4	–	–
3211	3	3	1	2	3	1	–	1	1	2	2	–	–	–	–	1	–	–
3230	24	251	364	18	18	16	15	18	15	1	–	1	2	–	–	6	233	348
3240	22	3	2	2	3	2	1	1	1	–	2	1	1	–	–	20	–	–
3250	30	13	21	16	13	21	15	7	13	1	6	7	–	–	1	14	–	–
3291	1	9	9	1	2	–	1	2	–	–	–	–	–	–	–	–	7	9
3292	1	2	–	1	2	–	1	1	–	–	1	–	–	–	–	–	–	–
3299	22	9	2	18	9	2	17	7	1	1	1	1	–	1	–	4	–	–
3311	2	4	2	2	4	2	2	4	2	–	–	–	–	–	–	–	–	–
3312	7	12	4	6	12	4	6	6	1	–	2	3	–	4	–	1	–	–
3313	8	7	8	7	7	8	4	6	8	2	1	–	1	–	–	1	–	–
3314	46	32	37	39	32	37	28	24	33	10	8	4	1	–	–	7	–	–
3316	2	–	–	2	–	–	2	–	–	–	–	–	–	–	–	–	–	–
3317	16	4	2	11	4	2	10	3	2	1	1	–	–	–	–	5	–	–
3319	2	1	1	–	1	1	–	–	1	–	1	–	–	–	–	2	–	–
3321	13	21	36	12	21	36	8	17	35	4	4	1	–	–	–	1	–	–
3329	4	2	–	2	2	–	1	2	–	1	–	–	–	–	–	2	–	–
3511	118	145	167	112	140	161	84	110	135	27	29	24	1	1	2	6	5	6
3512	175	10	15	169	10	15	118	6	11	23	4	4	28	–	–	6	–	–
3514	93	90	124	65	90	124	40	73	84	19	12	28	6	5	12	28	–	–
3520	3	–	2	3	–	2	1	–	2	2	–	–	–	–	–	–	–	–
3530	1	1	1	1	1	1	1	1	–	–	–	1	–	–	–	–	–	–
3600	95	77	84	82	77	84	72	51	69	10	26	15	–	–	–	13	–	–
3702	11	6	2	8	6	2	7	6	2	1	–	–	–	–	–	3	–	–
3811	179	76	146	135	76	146	124	66	130	11	9	15	–	1	1	44	–	–
3812	25	21	13	25	21	13	24	20	13	1	1	–	–	–	–	–	–	–
3821	7	4	3	7	4	3	7	4	3	–	–	–	–	–	–	–	–	–
3822	67	12	10	51	12	10	49	11	10	2	1	–	–	–	–	16	–	–
3831	29	33	16	27	33	16	25	31	16	2	2	–	–	–	–	2	–	–
3832	6	1	2	3	1	2	3	1	–	–	–	2	–	–	–	3	–	–
3839	30	45	28	30	45	28	29	36	25	–	8	3	1	1	–	–	–	–
3900	2	1	1	2	1	1	2	–	–	–	1	1	–	–	–	–	–	–
4110	416	195	187	349	195	187	302	164	169	45	30	16	2	1	2	67	–	–
4120	1.704	1.204	858	1.295	1.189	839	1.067	991	685	213	179	145	15	19	9	409	15	19
4211	425	372	309	295	372	309	255	305	271	37	63	37	3	4	1	130	–	–
4212	384	172	135	351	171	135	337	157	126	14	12	8	–	2	1	33	1	–
4213	39	31	24	35	31	24	26	20	22	9	11	2	–	–	–	4	–	–
4221	1.825	1.825	993	1.673	1.753	921	1.397	1.574	841	236	172	74	40	7	6	152	72	72
4222	18	9	11	16	9	11	10	7	6	6	2	5	–	–	–	2	–	–
4223	–	4	3	–	4	3	–	4	3	–	–	–	–	–	–	–	–	–
4291	5	3	–	5	3	–	5	2	–	–	1	–	–	–	–	–	–	–
4292	718	384	218	636	384	218	604	373	192	32	9	25	–	2	1	82	–	–
4299	220	137	48	173	137	48	155	121	41	18	14	7	–	2	–	47	–	–
4311	3	–	–	3	–	–	3	–	–	–	–	–	–	–	–	–	–	–
4312	21	6	3	10	6	3	10	4	2	–	2	1	–	–	–	11	–	–
4313	180	139	112	131	139	112	105	120	93	24	18	19	2	1	–	49	–	–
4319	6	1	1	5	1	1	5	1	1	–	–	–	–	–	–	1	–	–

Capítulo 1 - Brasil e Grandes Regiões

1.2 - Quantidade de acidentes do trabalho, por situação do registro e motivo, segundo a Classificação Nacional de Atividades Econômicas (CNAE), na Região Norte - 2013/2015

(continuação)

CNAE	QUANTIDADE DE ACIDENTES DO TRABALHO																	
	Total			Com CAT Registrada												Sem CAT Registrada		
				Total			Motivo											
							Típico			Trajeto			Doença do Trabalho					
	2013	2014	2015	2013	2014	2015	2013	2014	2015	2013	2014	2015	2013	2014	2015	2013	2014	2015
4321	183	260	175	157	260	175	125	194	142	31	63	32	1	3	1	26	–	–
4322	30	28	48	21	28	48	16	18	34	4	10	12	1	–	2	9	–	–
4329	40	51	21	27	51	21	21	40	17	5	10	4	1	1	–	13	–	–
4330	34	29	24	26	29	24	19	26	13	6	3	11	1	–	–	8	–	–
4391	67	62	38	61	62	38	46	57	35	13	5	3	2	–	–	6	–	–
4399	104	125	82	73	125	82	63	102	58	9	22	24	1	1	–	31	–	–
4511	132	99	101	105	99	101	70	70	61	34	26	38	1	3	2	27	–	–
4512	3	5	5	3	1	1	3	1	1	–	–	–	–	–	–	–	4	4
4520	110	62	42	92	62	42	70	42	27	18	16	14	4	4	1	18	–	–
4530	200	165	131	159	165	131	94	106	84	63	56	45	2	3	2	41	–	–
4541	80	63	66	54	51	56	18	17	26	35	31	30	1	3	–	26	12	10
4542	–	2	1	–	–	–	–	–	–	–	–	–	–	–	–	–	2	1
4543	2	6	5	2	4	4	–	1	1	2	3	3	–	–	–	–	2	1
4611	–	–	1	–	–	1	–	–	–	–	–	1	–	–	–	–	–	–
4613	2	1	2	1	1	2	1	1	2	–	–	–	–	–	–	1	–	–
4614	2	4	2	2	4	2	1	3	2	1	–	–	–	1	–	–	–	–
4615	–	–	1	–	–	1	–	–	1	–	–	–	–	–	–	–	–	–
4616	–	–	1	–	–	1	–	–	1	–	–	–	–	–	–	–	–	–
4617	2	4	–	1	4	–	–	3	–	1	1	–	–	–	–	1	–	–
4618	1	–	–	–	–	–	–	–	–	–	–	–	–	–	–	1	–	–
4619	5	6	7	5	6	7	1	3	5	4	3	2	–	–	–	–	–	–
4621	4	2	–	1	2	–	1	1	–	–	1	–	–	–	–	3	–	–
4622	2	3	4	1	3	4	1	–	3	–	3	1	–	–	–	1	–	–
4623	27	21	14	22	21	14	20	11	9	2	10	5	–	–	–	5	–	–
4631	6	11	5	6	11	5	5	8	3	1	2	2	–	1	–	–	–	–
4632	16	12	13	9	12	13	6	5	8	3	6	4	–	1	1	7	–	–
4633	21	21	8	14	21	8	13	11	5	1	10	3	–	–	–	7	–	–
4634	48	41	31	36	41	31	32	33	23	2	7	8	2	1	–	12	–	–
4635	184	154	160	153	154	160	102	110	96	48	44	62	3	–	2	31	–	–
4636	1	4	–	1	4	–	–	2	–	1	2	–	–	–	–	–	–	–
4637	37	29	18	20	29	18	8	10	12	12	19	5	–	–	1	17	–	–
4639	135	118	69	97	118	69	52	73	35	45	43	32	–	2	2	38	–	–
4641	1	4	2	1	4	2	1	–	1	–	3	1	–	1	–	–	–	–
4642	4	2	1	1	2	1	–	2	–	–	–	1	1	–	–	3	–	–
4643	1	1	–	1	1	–	–	1	–	1	–	–	–	–	–	–	–	–
4644	60	73	53	53	73	53	28	40	26	21	33	25	4	–	2	7	–	–
4645	7	6	4	6	6	4	1	3	3	5	2	1	–	1	–	1	–	–
4646	14	17	22	10	17	22	3	7	7	7	10	15	–	–	–	4	–	–
4647	2	3	3	–	3	3	–	1	1	–	2	2	–	–	–	2	–	–
4649	37	24	17	29	24	17	23	12	9	5	11	7	1	1	1	8	–	–
4651	3	2	–	3	2	–	2	1	–	1	1	–	–	–	–	–	–	–
4652	–	–	1	–	–	1	–	–	1	–	–	–	–	–	–	–	–	–
4661	19	12	17	17	12	17	10	8	13	7	4	4	–	–	–	2	–	–
4662	23	28	33	22	28	33	20	20	25	2	8	8	–	–	–	1	–	–
4663	3	9	3	2	9	3	1	8	3	1	1	–	–	–	–	1	–	–
4664	3	6	2	3	6	2	1	3	–	2	3	2	–	–	–	–	–	–
4665	3	4	2	2	4	2	2	4	2	–	–	–	–	–	–	1	–	–
4669	20	14	7	13	14	7	7	1	3	5	13	4	1	–	–	7	–	–
4671	23	29	23	12	29	23	9	28	20	3	1	2	–	–	1	11	–	–
4672	12	9	12	11	9	12	8	8	9	2	1	3	1	–	–	1	–	–
4673	9	7	7	8	7	7	7	6	6	1	1	1	–	–	–	1	–	–
4674	14	13	7	12	13	7	6	9	5	6	4	1	–	–	1	2	–	–
4679	59	37	40	49	37	40	28	29	31	20	8	9	1	–	–	10	–	–
4681	18	12	11	15	12	11	9	9	9	4	3	2	2	–	–	3	–	–
4682	109	107	73	101	107	73	96	100	60	4	7	13	1	–	–	8	–	–
4683	6	1	6	2	1	6	1	–	4	1	1	2	–	–	–	4	–	–
4684	4	8	2	4	8	2	3	4	1	1	4	1	–	–	–	–	–	–
4685	–	2	1	–	2	1	–	1	–	–	1	1	–	–	–	–	–	–
4686	3	2	2	1	2	2	1	1	1	–	1	1	–	–	–	2	–	–
4687	14	6	7	9	6	7	8	5	6	1	1	1	–	–	–	5	–	–
4689	2	10	10	2	10	10	1	4	9	1	6	1	–	–	–	–	–	–
4691	39	24	35	24	24	35	16	15	22	8	8	12	–	1	1	15	–	–
4692	5	1	1	4	1	1	4	1	–	–	–	1	–	–	–	1	–	–
4693	53	28	41	38	28	41	27	20	25	10	8	16	1	–	–	15	–	–
4711	740	744	815	568	744	815	413	571	649	148	165	161	7	8	5	172	–	–
4712	110	68	79	63	68	79	34	39	44	23	29	32	6	–	3	47	–	–
4713	52	65	56	44	65	56	28	38	37	15	27	19	1	–	–	8	–	–
4721	45	29	22	31	29	22	19	14	13	10	15	8	2	–	1	14	–	–
4722	34	27	25	25	27	25	20	16	23	5	8	2	–	3	–	9	–	–
4723	37	30	28	27	30	28	17	20	17	10	10	11	–	–	–	10	–	–
4724	6	3	5	1	3	5	–	–	3	1	3	2	–	–	–	5	–	–

Capítulo 1 - Brasil e Grandes Regiões

1.2 - Quantidade de acidentes do trabalho, por situação do registro e motivo, segundo a Classificação Nacional de Atividades Econômicas (CNAE), na Região Norte - 2013/2015

(continuação)

CNAE	QUANTIDADE DE ACIDENTES DO TRABALHO																	
	Total			Com CAT Registrada												Sem CAT Registrada		
				Total			Motivo											
							Típico			Trajeto			Doença do Trabalho					
	2013	2014	2015	2013	2014	2015	2013	2014	2015	2013	2014	2015	2013	2014	2015	2013	2014	2015
4729	45	37	27	27	37	27	16	21	18	10	14	9	1	2	–	18	–	–
4731	106	91	79	70	91	79	29	37	33	40	51	44	1	3	2	36	–	–
4732	2	6	–	2	6	–	–	5	–	2	1	–	–	–	–	–	–	–
4741	18	7	10	14	7	10	8	5	4	6	2	6	–	–	–	4	–	–
4742	15	14	14	13	14	14	9	8	8	4	5	6	–	1	–	2	–	–
4743	30	12	12	21	12	12	15	12	8	6	–	4	–	–	–	9	–	–
4744	361	258	196	259	258	196	189	174	127	64	78	65	6	6	4	102	–	–
4751	46	25	23	35	25	23	20	10	7	14	15	16	1	–	–	11	–	–
4752	14	11	16	7	11	16	4	6	5	3	4	11	–	1	–	7	–	–
4753	66	56	58	50	56	58	28	19	20	21	36	37	1	1	1	16	–	–
4754	221	150	141	172	150	141	107	100	100	64	47	38	1	3	3	49	–	–
4755	28	29	18	13	29	18	5	9	3	7	18	15	1	2	–	15	–	–
4756	1	1	–	1	1	–	1	1	–	–	–	–	–	–	–	–	–	–
4757	11	5	6	7	5	6	3	3	3	4	2	3	–	–	–	4	–	–
4759	14	10	11	8	10	11	2	4	7	6	5	4	–	1	–	6	–	–
4761	17	10	14	10	10	14	5	2	7	5	8	6	–	–	1	7	–	–
4763	12	10	5	7	10	5	3	5	3	4	5	2	–	–	–	5	–	–
4771	108	100	75	81	100	75	34	39	29	46	59	45	1	2	1	27	–	–
4772	23	12	13	21	12	13	8	3	5	13	9	8	–	–	–	2	–	–
4773	1	–	1	1	–	1	1	–	–	–	–	1	–	–	–	–	–	–
4774	9	10	9	4	10	9	2	2	2	1	6	6	1	2	1	5	–	–
4781	119	88	83	80	88	83	26	48	38	47	34	43	7	6	2	39	–	–
4782	19	15	13	7	15	13	3	5	8	3	10	5	1	–	–	12	–	–
4783	3	6	–	2	6	–	–	1	–	1	4	–	1	1	–	1	–	–
4784	61	40	23	45	40	23	27	21	15	17	19	5	1	–	3	16	–	–
4785	–	1	–	–	1	–	–	1	–	–	–	–	–	–	–	–	–	–
4789	73	57	46	53	57	46	23	34	25	27	23	21	3	–	–	20	–	–
4911	5	8	6	5	8	6	4	4	4	–	4	2	1	–	–	–	–	–
4921	478	335	365	317	335	365	200	228	271	99	79	73	18	28	21	161	–	–
4922	65	67	31	39	67	31	33	48	21	4	18	10	2	1	–	26	–	–
4923	13	8	3	8	8	3	5	4	1	2	3	2	1	1	–	5	–	–
4924	6	3	1	3	3	1	1	1	–	2	2	1	–	–	–	3	–	–
4929	41	30	23	32	30	23	24	14	13	6	15	10	2	1	–	9	–	–
4930	770	637	515	619	637	515	496	488	387	114	141	122	9	8	6	151	–	–
4940	8	5	5	3	5	5	2	5	4	1	–	1	–	–	–	5	–	–
5011	4	–	2	3	–	2	3	–	–	–	–	2	–	–	–	1	–	–
5012	1	2	–	1	2	–	1	1	–	–	1	–	–	–	–	–	–	–
5021	196	182	181	170	182	181	138	154	154	28	27	25	4	1	2	26	–	–
5022	2	5	6	2	5	6	1	3	3	1	2	2	–	–	1	–	–	–
5030	2	6	7	–	4	3	–	3	2	–	1	1	–	–	–	2	2	4
5091	10	8	5	6	8	5	4	7	5	1	–	–	1	1	–	4	–	–
5111	42	66	31	38	40	21	26	24	10	12	16	11	–	–	–	4	26	10
5112	10	7	6	10	4	5	5	3	3	4	1	2	1	–	–	–	3	1
5120	1	2	5	1	2	5	1	2	4	–	–	1	–	–	–	–	–	–
5211	66	71	57	57	69	53	48	56	40	8	13	13	1	–	–	9	2	4
5212	22	26	20	13	10	6	7	6	1	5	4	5	1	–	–	9	16	14
5221	–	1	1	–	–	–	–	–	–	–	–	–	–	–	–	–	1	1
5222	–	1	–	–	1	–	–	–	–	–	1	–	–	–	–	–	–	–
5223	3	–	4	2	–	3	1	–	3	1	–	–	–	–	–	1	–	1
5229	3	6	3	1	6	3	1	6	–	–	–	3	–	–	–	2	–	–
5231	31	38	65	25	38	63	22	25	52	3	13	11	–	–	–	6	–	2
5232	1	2	3	1	1	–	1	1	–	–	–	–	–	–	–	–	1	3
5239	7	4	–	7	4	–	4	4	–	3	–	–	–	–	–	–	–	–
5240	52	48	42	48	48	42	33	35	30	15	13	10	–	–	2	4	–	–
5250	43	38	45	37	37	45	16	25	26	17	12	19	4	–	–	6	1	–
5310	550	452	451	485	452	451	423	416	374	52	30	68	10	6	9	65	–	–
5320	20	13	15	16	13	15	6	5	9	10	6	6	–	2	–	4	–	–
5510	108	87	49	75	87	49	56	53	39	17	30	9	2	4	1	33	–	–
5590	2	3	2	1	3	2	1	–	1	–	–	1	–	3	–	1	–	–
5611	275	200	192	191	200	192	124	132	127	64	64	57	3	4	8	84	–	–
5612	–	1	–	–	1	–	–	1	–	–	–	–	–	–	–	–	–	–
5620	256	178	126	209	178	126	177	140	88	30	37	35	2	1	3	47	–	–
5811	4	1	–	2	1	–	2	–	–	–	1	–	–	–	–	2	–	–
5812	6	1	3	5	1	3	2	–	2	3	–	1	–	1	–	1	–	–
5821	–	2	–	–	2	–	–	2	–	–	–	–	–	–	–	–	–	–
5822	13	7	5	8	7	5	4	5	2	4	2	3	–	–	–	5	–	–
5823	–	–	1	–	–	1	–	–	–	–	–	1	–	–	–	–	–	–
5829	3	3	1	1	3	1	1	2	–	–	1	–	–	–	1	2	–	–
5911	1	1	1	1	1	1	–	1	1	1	–	–	–	–	–	–	–	–
5913	1	–	–	1	–	–	1	–	–	–	–	–	–	–	–	–	–	–
5914	11	–	4	10	–	4	7	–	2	3	–	2	–	–	–	1	–	–

Capítulo 1 - Brasil e Grandes Regiões

1.2 - Quantidade de acidentes do trabalho, por situação do registro e motivo, segundo a Classificação Nacional de Atividades Econômicas (CNAE), na Região Norte - 2013/2015

(continuação)

CNAE	QUANTIDADE DE ACIDENTES DO TRABALHO																	
	Total			Com CAT Registrada												Sem CAT Registrada		
				Total			Motivo											
							Típico			Trajeto			Doença do Trabalho					
	2013	2014	2015	2013	2014	2015	2013	2014	2015	2013	2014	2015	2013	2014	2015	2013	2014	2015
5920	1	–	1	–	–	1	–	–	–	–	–	–	–	–	1	1	–	–
6010	10	7	4	5	6	2	2	2	–	3	3	2	–	1	–	5	1	2
6021	16	9	23	12	9	20	5	2	10	7	7	10	–	–	–	4	–	3
6022	–	–	1	–	–	–	–	–	–	–	–	–	–	–	–	–	–	1
6110	16	9	10	13	9	10	8	5	4	5	2	5	–	2	1	3	–	–
6120	9	14	10	9	14	10	5	6	6	3	7	4	1	1	–	–	–	–
6130	–	1	–	–	1	–	–	1	–	–	–	–	–	–	–	–	–	–
6141	6	12	1	6	12	1	4	11	1	1	1	–	1	–	–	–	–	–
6190	14	12	20	12	12	20	7	8	17	4	4	3	1	–	–	2	–	–
6201	–	61	52	–	–	–	–	–	–	–	–	–	–	–	–	–	61	52
6202	1	–	1	1	–	1	–	–	–	1	–	1	–	–	–	–	–	–
6203	3	2	1	3	2	1	2	1	1	1	1	–	–	–	–	–	–	–
6204	19	3	8	18	3	8	12	1	–	6	2	7	–	–	1	1	–	–
6209	9	11	7	8	11	7	3	8	1	5	3	6	–	–	–	1	–	–
6311	9	15	15	8	5	4	2	2	2	4	3	1	2	–	1	1	10	11
6319	1	1	–	1	1	–	–	–	–	1	1	–	–	–	–	–	–	–
6399	3	1	1	3	1	1	3	1	–	–	–	–	–	–	1	–	–	–
6410	1	–	–	1	–	–	1	–	–	–	–	–	–	–	–	–	–	–
6421	64	44	59	45	44	59	34	23	33	3	11	20	8	10	6	19	–	–
6422	134	90	137	81	90	137	48	37	70	9	15	15	24	38	52	53	–	–
6423	9	11	13	3	11	13	1	6	6	1	2	4	1	3	3	6	–	–
6424	5	7	5	2	7	5	–	1	–	–	5	4	2	1	1	3	–	–
6434	2	–	–	2	–	–	1	–	–	–	–	–	1	–	–	–	–	–
6435	–	1	1	–	–	–	–	–	–	–	–	–	–	–	–	–	1	1
6437	–	–	3	–	–	3	–	–	1	–	–	2	–	–	–	–	–	–
6462	2	9	6	2	9	6	1	5	5	1	4	1	–	–	–	–	–	–
6463	1	2	2	1	2	2	1	2	1	–	–	1	–	–	–	–	–	–
6491	2	2	6	2	2	6	1	–	4	1	2	2	–	–	–	–	–	–
6493	1	1	2	1	1	2	–	–	–	1	1	2	–	–	–	–	–	–
6499	1	–	–	1	–	–	–	–	–	1	–	–	–	–	–	–	–	–
6511	–	1	–	–	1	–	–	–	–	–	1	–	–	–	–	–	–	–
6512	–	1	–	–	1	–	–	1	–	–	–	–	–	–	–	–	–	–
6541	1	–	–	–	–	–	–	–	–	–	–	–	–	–	–	1	–	–
6550	43	29	38	40	29	38	23	21	23	15	7	15	2	1	–	3	–	–
6613	–	4	1	–	–	–	–	–	–	–	–	–	–	–	–	–	4	1
6619	1	4	4	1	4	4	–	2	–	1	2	4	–	–	–	–	–	–
6621	1	2	1	1	–	–	–	–	–	1	–	–	–	–	–	–	2	1
6622	1	1	2	1	1	2	1	–	–	–	1	2	–	–	–	–	–	–
6630	–	5	1	–	–	–	–	–	–	–	–	–	–	–	–	–	5	1
6810	30	36	35	21	36	35	18	25	27	3	11	8	–	–	–	9	–	–
6821	7	7	10	6	7	10	2	1	4	4	6	6	–	–	–	1	–	–
6822	25	28	20	24	28	20	21	22	16	3	6	4	–	–	–	1	–	–
6911	7	–	2	5	–	2	3	–	1	2	–	1	–	–	–	2	–	–
6912	13	4	5	9	4	5	2	–	2	7	4	3	–	–	–	4	–	–
6920	44	43	39	31	43	39	15	11	11	15	30	27	1	2	1	13	–	–
7020	29	14	29	20	14	29	12	7	18	8	7	11	–	–	–	9	–	–
7111	3	4	3	2	4	3	1	4	2	1	–	1	–	–	–	1	–	–
7112	258	191	106	228	191	106	201	167	92	21	22	13	6	2	1	30	–	–
7119	89	28	17	74	28	17	64	21	17	4	5	–	6	2	–	15	–	–
7120	4	2	2	3	2	2	1	–	2	2	2	–	–	–	–	1	–	–
7210	41	41	57	39	22	46	32	17	38	6	4	6	1	1	2	2	19	11
7220	4	6	4	4	4	2	3	2	–	1	2	1	–	–	1	–	2	2
7311	–	1	–	–	1	–	–	–	–	–	1	–	–	–	–	–	–	–
7312	1	2	–	1	2	–	–	1	–	1	1	–	–	–	–	–	–	–
7319	4	6	8	4	6	8	3	4	3	1	2	5	–	–	–	–	–	–
7320	2	2	–	2	1	–	–	1	–	2	–	–	–	–	–	–	1	–
7410	–	1	–	–	1	–	–	–	–	–	1	–	–	–	–	–	–	–
7420	1	6	6	1	–	4	1	–	4	–	–	–	–	–	–	–	6	2
7490	27	26	47	23	26	47	15	22	30	7	4	16	1	–	1	4	–	–
7500	–	–	3	–	–	3	–	–	2	–	–	1	–	–	–	–	–	–
7711	35	16	21	28	16	21	17	7	14	11	7	6	–	2	1	7	–	–
7719	4	1	2	3	1	2	2	1	2	1	–	–	–	–	–	1	–	–
7721	2	–	1	2	–	1	2	–	1	–	–	–	–	–	–	–	–	–
7722	1	2	–	–	2	–	–	1	–	–	1	–	–	–	–	1	–	–
7723	1	–	–	–	–	–	–	–	–	–	–	–	–	–	–	1	–	–
7729	–	–	1	–	–	1	–	–	1	–	–	–	–	–	–	–	–	–
7731	3	3	1	1	3	1	–	2	–	1	1	1	–	–	–	2	–	–
7732	46	26	29	27	26	29	19	19	21	8	6	8	–	1	–	19	–	–
7733	–	1	2	–	–	2	–	–	1	–	–	1	–	–	–	–	1	–
7739	32	18	30	30	18	30	24	13	24	6	4	6	–	1	–	2	–	–
7740	–	1	–	–	1	–	–	–	–	–	1	–	–	–	–	–	–	–

Capítulo 1 - Brasil e Grandes Regiões

1.2 - Quantidade de acidentes do trabalho, por situação do registro e motivo, segundo a Classificação Nacional de Atividades Econômicas (CNAE), na Região Norte - 2013/2015

(conclusão)

CNAE	QUANTIDADE DE ACIDENTES DO TRABALHO																	
	Total			Com CAT Registrada												Sem CAT Registrada		
				Total			Motivo											
							Típico			Trajeto			Doença do Trabalho					
	2013	2014	2015	2013	2014	2015	2013	2014	2015	2013	2014	2015	2013	2014	2015	2013	2014	2015
7810	30	7	4	15	7	4	8	3	2	7	4	2	–	–	–	15	–	–
7820	91	56	62	61	56	62	38	40	36	22	16	26	1	–	–	30	–	–
7830	31	13	6	26	13	6	17	6	3	9	7	3	–	–	–	5	–	–
7911	6	7	8	5	7	8	–	4	4	4	3	4	1	–	–	1	–	–
7912	4	2	3	3	2	3	1	1	1	1	1	2	1	–	–	1	–	–
8011	274	184	132	202	183	131	48	32	22	153	148	108	1	3	1	72	1	1
8012	179	96	102	151	94	99	92	46	39	57	46	59	2	2	1	28	2	3
8020	19	15	29	15	15	29	4	8	12	11	7	16	–	–	1	4	–	–
8030	–	9	8	–	–	–	–	–	–	–	–	–	–	–	–	–	9	8
8111	8	16	14	4	16	14	3	7	6	1	6	6	–	3	2	4	–	–
8112	90	76	52	72	76	52	50	54	39	21	19	8	1	3	5	18	–	–
8121	437	214	167	287	213	167	193	119	90	89	92	71	5	2	6	150	1	–
8122	5	6	2	3	5	2	–	2	1	3	3	1	–	–	–	2	1	–
8129	21	7	25	17	7	25	14	6	18	3	1	7	–	–	–	4	–	–
8130	4	5	6	2	2	3	1	–	2	1	2	1	–	–	–	2	3	3
8211	42	27	27	34	27	27	21	18	10	13	9	11	–	–	6	8	–	–
8219	4	7	4	4	7	4	2	5	1	2	2	3	–	–	–	–	–	–
8220	13	23	17	11	19	17	9	15	4	2	4	13	–	–	–	2	4	–
8230	6	6	3	5	6	3	2	5	3	3	1	–	–	–	–	1	–	–
8291	12	13	12	4	8	5	1	–	1	3	7	3	–	1	1	8	5	7
8292	1	2	3	–	2	3	–	2	2	–	–	1	–	–	–	1	–	–
8299	109	99	79	91	99	79	69	71	66	22	26	10	–	2	3	18	–	–
8411	537	161	172	160	161	172	104	96	108	51	59	49	5	6	15	377	–	–
8412	8	2	6	4	2	6	1	2	3	3	–	3	–	–	–	4	–	–
8422	14	19	12	13	19	12	11	19	11	2	–	1	–	–	–	1	–	–
8423	2	–	–	1	–	–	–	–	–	1	–	–	–	–	–	1	–	–
8424	53	15	60	29	15	60	28	10	54	1	4	6	–	1	–	24	–	–
8430	10	4	2	4	4	2	2	4	1	2	–	1	–	–	–	6	–	–
8511	4	112	100	4	6	6	3	2	4	–	2	1	1	2	1	–	106	94
8512	28	12	9	15	12	9	5	6	4	9	4	5	1	2	–	13	–	–
8513	41	43	38	21	29	31	15	18	23	5	8	8	1	3	–	20	14	7
8520	38	30	33	30	30	33	22	22	27	7	7	6	1	1	–	8	–	–
8531	43	49	34	41	46	30	36	32	23	5	14	6	–	–	1	2	3	4
8532	54	40	51	39	38	47	27	21	31	10	14	15	2	3	1	15	2	4
8533	–	1	1	–	1	1	–	1	–	–	–	1	–	–	–	–	–	–
8541	10	9	4	8	9	4	3	3	4	4	6	–	1	–	–	2	–	–
8542	1	2	–	–	2	–	–	2	–	–	–	–	–	–	–	1	–	–
8550	23	7	10	20	7	10	14	5	3	6	2	7	–	–	–	3	–	–
8592	–	1	–	–	1	–	–	–	–	–	1	–	–	–	–	–	–	–
8593	3	3	–	2	3	–	1	1	–	1	2	–	–	–	–	1	–	–
8599	116	134	105	96	134	105	60	67	61	35	63	42	1	4	2	20	–	–
8610	1.059	1.011	1.112	962	1.011	1.112	826	841	930	126	160	175	10	10	7	97	–	–
8621	–	–	1	–	–	1	–	–	1	–	–	–	–	–	–	–	–	–
8630	22	42	29	16	42	29	6	27	9	8	15	19	2	–	1	6	–	–
8640	78	97	91	69	97	91	53	65	59	15	31	29	1	1	3	9	–	–
8650	6	10	16	5	10	16	1	8	11	2	2	5	2	–	–	1	–	–
8660	47	51	66	42	51	66	32	42	51	10	9	15	–	–	–	5	–	–
8690	28	13	11	21	13	11	9	9	7	12	3	3	–	1	1	7	–	–
8712	3	–	1	2	–	1	–	–	1	2	–	–	–	–	–	1	–	–
8730	–	–	1	–	–	1	–	–	1	–	–	–	–	–	–	–	–	–
8800	60	35	39	54	35	39	35	23	26	18	11	9	1	1	4	6	–	–
9001	5	5	2	3	5	2	3	2	2	–	2	–	–	1	–	2	–	–
9003	2	–	1	1	–	1	1	–	1	–	–	–	–	–	–	1	–	–
9102	–	1	–	–	1	–	–	1	–	–	–	–	–	–	–	–	–	–
9103	–	–	1	–	–	1	–	–	–	–	–	1	–	–	–	–	–	–
9312	10	2	4	6	2	4	6	2	1	–	–	2	–	–	1	4	–	–
9313	4	8	4	3	8	4	3	6	1	–	2	3	–	–	–	1	–	–
9319	2	2	–	1	2	–	1	2	–	–	–	–	–	–	–	1	–	–
9321	2	3	1	1	3	1	–	2	1	1	1	–	–	–	–	1	–	–
9329	27	17	31	23	17	31	16	5	21	6	12	9	1	–	1	4	–	–
9411	4	5	3	3	5	3	2	4	3	1	1	–	–	–	–	1	–	–
9412	43	24	19	22	24	19	13	17	16	6	7	2	3	–	1	21	–	–
9420	25	20	9	10	20	9	5	17	2	5	2	6	–	1	1	15	–	–
9430	135	98	52	103	98	52	65	61	38	37	37	14	1	–	–	32	–	–
9491	36	11	20	19	11	20	17	7	7	2	4	10	–	–	3	17	–	–
9492	1	8	9	–	–	–	–	–	–	–	–	–	–	–	–	1	8	9
9493	–	1	1	–	1	1	–	–	1	–	1	–	–	–	–	–	–	–
9499	4	5	8	4	5	8	4	2	3	–	2	5	–	1	–	–	–	–
9511	5	2	8	5	2	8	3	1	6	2	1	2	–	–	–	–	–	–
9512	7	10	4	7	10	4	6	10	4	1	–	–	–	–	–	–	–	–
9521	7	7	2	5	7	2	3	4	2	2	3	–	–	–	–	2	–	–
9529	5	3	4	4	3	4	1	2	3	3	–	1	–	1	–	1	–	–
9601	11	3	5	5	3	5	3	2	3	2	1	1	–	–	1	6	–	–
9602	8	2	4	4	2	4	1	1	1	2	1	2	1	–	1	4	–	–
9603	7	7	9	6	7	9	3	5	7	3	1	2	–	1	–	1	–	–
9609	5	5	1	4	5	1	4	3	–	–	2	1	–	–	–	1	–	–
9700	2	2	2	2	2	2	1	2	2	1	–	–	–	–	–	–	–	–
Ignorado	1.903	7.049	5.929	164	228	226	134	204	200	25	19	22	5	5	4	1.739	6.821	5.703

Fonte: DATAPREV, CAT, SUB.
Nota: Os dados são preliminares, estando sujeitos a correções.

Capítulo 1 - Brasil e Grandes Regiões

1.3 - Quantidade de acidentes do trabalho, por situação do registro e motivo, segundo a Classificação Nacional de Atividades Econômicas (CNAE), na Região Nordeste - 2013/2015

(continua)

CNAE	QUANTIDADE DE ACIDENTES DO TRABALHO																	
	Total			Com CAT Registrada												Sem CAT Registrada		
				Total			Motivo											
							Típico			Trajeto			Doença do Trabalho					
	2013	2014	2015	2013	2014	2015	2013	2014	2015	2013	2014	2015	2013	2014	2015	2013	2014	2015
TOTAL	**88.027**	**87.536**	**72.210**	**55.872**	**56.831**	**50.805**	**40.490**	**40.176**	**36.423**	**12.791**	**13.480**	**12.092**	**2.591**	**3.175**	**2.290**	**32.155**	**30.705**	**21.405**
0111	38	238	196	29	39	41	23	35	33	6	4	8	–	–	–	9	199	155
0112	41	87	55	34	51	30	28	49	26	6	2	3	–	–	1	7	36	25
0113	459	314	214	367	276	187	331	247	176	35	27	10	1	2	1	92	38	27
0114	24	47	42	20	29	24	12	21	14	6	7	10	2	1	–	4	18	18
0115	171	116	112	113	116	112	91	93	82	19	22	29	3	1	1	58	–	–
0116	7	2	3	2	2	3	1	2	3	1	–	–	–	–	–	5	–	–
0119	136	64	110	111	64	110	91	49	87	20	14	23	–	1	–	25	–	–
0121	17	58	61	5	4	11	2	2	5	3	1	5	–	1	1	12	54	50
0122	17	5	3	8	4	3	4	2	2	4	2	1	–	–	–	9	1	–
0131	15	4	5	8	4	5	5	1	3	3	2	1	–	1	1	7	–	–
0132	206	193	133	166	193	133	145	129	119	18	64	12	3	–	2	40	–	–
0133	461	382	288	374	382	288	324	312	237	43	68	47	7	2	4	87	–	–
0134	74	41	27	46	36	24	43	27	22	3	9	2	–	–	–	28	5	3
0135	66	35	41	30	35	41	26	32	34	3	3	4	1	–	3	36	–	–
0139	49	49	27	33	32	20	27	27	17	6	5	3	–	–	–	16	17	7
0141	35	30	61	32	30	61	24	23	47	7	7	13	1	–	1	3	–	–
0142	9	5	5	5	4	4	2	4	4	3	–	–	–	–	–	4	1	1
0151	230	105	73	136	105	73	100	81	60	35	21	13	1	3	–	94	–	–
0152	6	2	2	1	2	2	1	2	2	–	–	–	–	–	–	5	–	–
0153	4	–	3	–	–	3	–	–	2	–	–	1	–	–	–	4	–	–
0154	5	2	1	3	2	1	2	–	–	1	2	1	–	–	–	2	–	–
0155	299	205	167	227	205	167	171	157	102	56	47	62	–	1	3	72	–	–
0159	10	7	3	8	7	3	7	5	2	1	2	1	–	–	–	2	–	–
0161	94	72	74	53	72	74	39	52	55	13	17	17	1	3	2	41	–	–
0162	26	17	18	10	17	18	7	15	16	3	2	2	–	–	–	16	–	–
0163	6	6	2	5	6	2	2	5	1	3	1	1	–	–	–	1	–	–
0210	317	249	233	290	249	233	278	233	208	10	16	21	2	–	4	27	–	–
0220	27	10	2	12	10	1	12	10	1	–	–	–	–	–	–	15	–	1
0230	194	144	137	153	144	137	140	124	87	12	19	49	1	1	1	41	–	–
0311	14	6	30	6	6	30	4	2	20	–	3	5	2	1	5	8	–	–
0312	1	2	1	–	1	1	–	–	1	–	1	–	–	–	–	1	1	–
0321	76	68	73	65	68	72	49	42	53	16	23	19	–	3	–	11	–	1
0322	35	22	28	25	22	28	19	14	25	6	8	3	–	–	–	10	–	–
0500	4	1	–	2	1	–	2	–	–	–	1	–	–	–	–	2	–	–
0600	307	267	185	295	267	185	246	224	162	43	38	19	6	5	4	12	–	–
0710	26	17	17	22	17	17	21	14	17	1	2	–	–	1	–	4	–	–
0724	103	161	64	90	130	49	85	119	48	2	7	–	3	4	1	13	31	15
0725	45	28	27	42	28	27	37	25	22	5	3	5	–	–	–	3	–	–
0729	92	98	88	78	98	88	74	96	80	3	1	8	1	1	–	14	–	–
0810	177	140	111	128	140	111	99	105	89	28	32	21	1	3	1	49	–	–
0891	32	14	11	29	14	11	27	12	10	2	2	1	–	–	–	3	–	–
0892	77	84	69	66	84	69	58	75	59	8	6	10	–	3	–	11	–	–
0893	–	6	7	–	6	7	–	6	6	–	–	1	–	–	–	–	–	–
0899	44	46	30	31	46	30	27	42	26	3	4	4	1	–	–	13	–	–
0910	168	130	93	135	130	93	115	102	79	10	23	12	10	5	2	33	–	–
0990	7	3	4	7	3	4	7	1	3	–	2	1	–	–	–	–	–	–
1011	89	83	89	52	83	89	42	67	79	9	15	9	1	1	1	37	–	–
1012	220	177	149	153	89	95	126	64	68	24	24	26	3	1	1	67	88	54
1013	117	119	83	100	119	83	79	105	72	20	14	10	1	–	1	17	–	–
1020	41	22	28	27	22	28	20	13	22	6	9	6	1	–	–	14	–	–
1031	111	55	52	64	55	51	44	40	36	16	14	12	4	1	3	47	–	1
1032	3	4	–	2	4	–	2	2	–	–	2	–	–	–	–	1	–	–
1033	89	58	40	67	58	40	49	47	25	17	10	14	1	1	1	22	–	–
1041	34	31	25	30	31	25	23	25	20	7	6	5	–	–	–	4	–	–
1042	18	14	13	14	14	13	11	12	11	3	1	2	–	1	–	4	–	–
1043	15	23	23	15	23	23	8	17	18	7	6	5	–	–	–	–	–	–
1051	17	17	24	13	17	24	10	12	19	3	5	5	–	–	–	4	–	–
1052	110	88	75	76	88	75	57	55	52	18	30	21	1	3	2	34	–	–
1053	73	58	55	56	58	55	35	39	40	16	18	14	5	1	1	17	–	–
1061	18	19	15	13	19	15	7	15	12	4	4	3	2	–	–	5	–	–
1062	143	150	133	127	150	133	95	123	109	30	23	20	2	4	4	16	–	–
1063	3	1	–	2	1	–	1	1	–	1	–	–	–	–	–	1	–	–
1064	65	36	28	36	36	28	24	27	15	11	9	11	1	–	2	29	–	–
1065	10	9	11	8	9	11	6	4	7	2	5	4	–	–	–	2	–	–
1066	120	87	112	95	87	112	75	65	83	19	20	22	1	2	7	25	–	–
1069	143	135	103	104	135	103	68	87	78	34	44	24	2	4	1	39	–	–
1071	3.834	2.903	2.496	3.231	2.903	2.496	3.031	2.719	2.347	186	177	145	14	7	4	603	–	–
1072	70	95	65	53	95	65	41	86	59	12	9	6	–	–	–	17	–	–
1081	129	108	98	109	108	98	73	75	78	36	27	20	–	6	–	20	–	–
1091	326	168	131	125	168	131	80	109	84	43	53	40	2	6	7	201	–	–
1092	223	168	127	157	168	127	127	117	92	23	37	30	7	14	5	66	–	–

Capítulo 1 - Brasil e Grandes Regiões

1.3 - Quantidade de acidentes do trabalho, por situação do registro e motivo, segundo a Classificação Nacional de Atividades Econômicas (CNAE), na Região Nordeste - 2013/2015

(continuação)

CNAE	QUANTIDADE DE ACIDENTES DO TRABALHO																	
	Total			Com CAT Registrada												Sem CAT Registrada		
				Total			Motivo											
							Típico			Trajeto			Doença do Trabalho					
	2013	2014	2015	2013	2014	2015	2013	2014	2015	2013	2014	2015	2013	2014	2015	2013	2014	2015
1093	115	134	174	102	134	174	86	107	151	13	22	18	3	5	5	13	–	–
1094	188	200	198	154	200	198	120	155	158	32	44	40	2	1	–	34	–	–
1095	3	7	6	2	7	6	2	3	5	–	4	1	–	–	–	1	–	–
1096	26	14	12	17	14	12	7	7	11	10	7	1	–	–	–	9	–	–
1099	225	151	145	157	151	145	86	78	78	30	27	29	41	46	38	68	–	–
1111	111	79	77	83	57	55	63	40	42	18	11	11	2	6	2	28	22	22
1112	22	10	6	20	10	4	15	8	4	4	1	–	1	1	–	2	–	2
1113	377	218	178	330	208	172	251	159	123	38	38	36	41	11	13	47	10	6
1121	88	87	79	67	82	68	46	58	52	18	23	15	3	1	1	21	5	11
1122	691	615	538	560	615	538	424	475	387	102	117	117	34	23	34	131	–	–
1210	4	–	–	4	–	–	4	–	–	–	–	–	–	–	–	–	–	–
1220	10	–	2	3	–	2	1	–	2	2	–	–	–	–	–	7	–	–
1311	162	113	89	125	113	89	91	83	66	26	17	21	8	13	2	37	–	–
1312	43	24	17	34	24	17	29	22	14	5	2	3	–	–	–	9	–	–
1313	21	16	12	14	16	12	13	16	12	1	–	–	–	–	–	7	–	–
1314	25	11	14	12	11	14	9	8	8	1	3	6	2	–	–	13	–	–
1321	213	191	136	148	191	136	120	146	106	22	40	26	6	5	4	65	–	–
1322	14	14	13	10	14	13	10	10	8	–	4	5	–	–	–	4	–	–
1323	62	41	34	57	41	34	54	34	29	2	5	5	1	2	–	5	–	–
1330	60	38	44	53	38	44	37	32	36	15	6	8	1	–	–	7	–	–
1340	39	61	15	20	61	15	17	49	10	2	12	5	1	–	–	19	–	–
1351	75	52	44	37	36	34	30	25	26	3	5	6	4	6	2	38	16	10
1352	2	3	4	–	3	4	–	2	4	–	1	–	–	–	–	2	–	–
1353	2	–	2	1	–	2	1	–	2	–	–	–	–	–	–	1	–	–
1354	47	35	28	39	35	28	32	33	20	7	2	8	–	–	–	8	–	–
1359	60	32	17	45	32	17	26	18	8	17	9	8	2	5	1	15	–	–
1411	116	54	45	51	54	45	25	30	30	15	18	13	11	6	2	65	–	–
1412	1.425	827	910	765	827	910	530	499	501	150	143	131	85	185	278	660	–	–
1413	23	13	6	5	13	6	2	2	3	2	8	3	1	3	–	18	–	–
1414	27	12	11	10	10	8	7	5	6	3	4	1	–	1	1	17	2	3
1421	63	24	13	25	24	13	21	18	7	3	5	4	1	1	2	38	–	–
1422	12	4	1	3	3	1	2	2	–	–	1	–	1	–	1	9	1	–
1510	138	118	69	96	118	69	84	94	52	8	15	11	4	9	6	42	–	–
1521	12	18	9	5	4	2	3	2	1	2	2	1	–	–	–	7	14	7
1529	5	3	1	3	3	1	3	1	1	–	1	–	–	1	–	2	–	–
1531	713	592	586	487	591	586	313	422	369	164	162	209	10	7	8	226	1	–
1532	224	64	29	88	62	29	74	30	9	6	15	13	8	17	7	136	2	–
1533	1.150	429	144	666	429	144	423	238	77	241	190	61	2	1	6	484	–	–
1539	415	484	242	337	484	242	182	202	140	86	79	39	69	203	63	78	–	–
1540	28	18	13	16	18	13	9	12	13	7	6	–	–	–	–	12	–	–
1610	32	58	33	22	36	20	18	35	16	3	1	4	1	–	–	10	22	13
1621	4	2	2	2	2	2	2	2	1	–	–	1	–	–	–	2	–	–
1622	82	47	28	41	47	28	36	36	22	4	11	6	1	–	–	41	–	–
1623	26	7	8	17	7	8	17	7	8	–	–	–	–	–	–	9	–	–
1629	12	6	8	6	6	8	5	5	7	1	1	1	–	–	–	6	–	–
1710	192	91	66	182	91	66	169	81	64	10	10	2	3	–	–	10	–	–
1721	146	162	126	129	150	118	114	138	110	13	11	8	2	1	–	17	12	8
1722	1	–	3	1	–	–	1	–	–	–	–	–	–	–	–	–	–	3
1731	93	83	51	81	73	40	69	65	36	11	8	4	1	–	–	12	10	11
1732	8	3	–	7	3	–	6	2	–	–	1	–	1	–	–	1	–	–
1733	52	36	38	37	36	38	32	33	31	5	3	7	–	–	–	15	–	–
1741	26	37	20	16	21	13	10	19	9	6	2	2	–	–	2	10	16	7
1742	37	27	13	22	27	13	14	19	13	6	7	–	2	1	–	15	–	–
1749	18	11	16	12	8	7	7	5	5	5	3	2	–	–	–	6	3	9
1811	49	48	16	32	28	13	20	21	9	6	4	3	6	3	1	17	20	3
1812	17	49	31	10	5	7	5	4	4	4	1	3	1	–	–	7	44	24
1813	50	27	36	33	26	35	19	13	16	11	11	18	3	2	1	17	1	1
1821	7	3	9	5	2	9	2	2	–	3	–	9	–	–	–	2	1	–
1822	8	6	8	3	6	8	2	4	2	1	–	6	–	2	–	5	–	–
1910	–	14	16	–	–	–	–	–	–	–	–	–	–	–	–	–	14	16
1921	202	122	177	179	121	176	156	99	149	19	17	21	4	5	6	23	1	1
1922	–	2	–	–	2	–	–	1	–	–	1	–	–	–	–	–	–	–
1931	717	715	620	598	653	575	532	582	521	66	69	51	–	2	3	119	62	45
1932	32	40	46	29	21	29	25	15	25	4	5	4	–	1	–	3	19	17
2011	22	17	7	18	17	7	14	14	6	3	3	1	1	–	–	4	–	–
2012	1	–	1	1	–	1	1	–	–	–	–	1	–	–	–	–	–	–
2013	169	100	94	161	100	94	144	87	89	14	11	5	3	2	–	8	–	–
2014	12	10	14	9	10	14	8	9	10	1	1	4	–	–	–	3	–	–
2019	30	22	30	30	22	30	24	18	25	6	2	3	–	2	2	–	–	–
2021	59	47	28	59	41	27	55	39	27	4	2	–	–	–	–	–	6	1
2022	26	32	30	25	26	26	23	23	24	2	3	2	–	–	–	1	6	4

Capítulo 1 - Brasil e Grandes Regiões

1.3 - Quantidade de acidentes do trabalho, por situação do registro e motivo, segundo a Classificação Nacional de Atividades Econômicas (CNAE), na Região Nordeste - 2013/2015

(continuação)

CNAE	QUANTIDADE DE ACIDENTES DO TRABALHO																	
	Total			Com CAT Registrada												Sem CAT Registrada		
				Total			Motivo											
							Típico			Trajeto			Doença do Trabalho					
	2013	2014	2015	2013	2014	2015	2013	2014	2015	2013	2014	2015	2013	2014	2015	2013	2014	2015
2029	35	20	24	34	19	20	26	16	17	4	3	1	4	–	2	1	1	4
2031	40	36	24	37	22	22	35	21	19	2	1	3	–	–	–	3	14	2
2032	–	1	–	–	1	–	–	1	–	–	–	–	–	–	–	–	–	–
2033	25	27	17	25	27	17	24	20	16	1	7	1	–	–	–	–	–	–
2040	45	68	32	42	59	25	34	50	22	6	6	3	2	3	–	3	9	7
2051	8	4	5	8	4	5	7	2	5	–	2	–	1	–	–	–	–	–
2052	3	1	3	2	1	3	2	1	3	–	–	–	–	–	–	1	–	–
2061	63	62	55	52	62	55	46	48	34	4	12	20	2	2	1	11	–	–
2062	109	82	98	82	82	98	59	71	76	20	11	21	3	–	1	27	–	–
2063	45	37	38	36	37	38	20	29	32	12	7	5	4	1	1	9	–	–
2071	95	60	42	76	60	42	47	36	24	18	10	13	11	14	5	19	–	–
2072	–	1	–	–	1	–	–	1	–	–	–	–	–	–	–	–	–	–
2073	10	9	7	9	9	7	8	9	7	1	–	–	–	–	–	1	–	–
2091	3	7	11	1	1	2	1	1	1	–	–	–	–	–	1	2	6	9
2092	9	1	–	7	1	–	5	1	–	1	–	–	1	–	–	2	–	–
2093	5	6	2	4	6	2	3	5	1	1	1	1	–	–	–	1	–	–
2099	67	54	64	59	54	64	52	50	57	3	3	7	4	1	–	8	–	–
2110	5	4	3	5	4	2	4	3	1	–	1	–	1	–	1	–	–	1
2121	71	58	55	47	54	51	30	26	30	15	20	19	2	8	2	24	4	4
2122	6	2	–	4	2	–	4	1	–	–	1	–	–	–	–	2	–	–
2123	1	1	–	1	1	–	–	1	–	1	–	–	–	–	–	–	–	–
2211	271	144	139	181	136	136	136	110	108	32	17	17	13	9	11	90	8	3
2212	27	10	18	17	10	18	15	9	12	2	1	6	–	–	–	10	–	–
2219	88	223	167	73	69	29	44	49	16	25	15	9	4	5	4	15	154	138
2221	64	53	38	51	52	38	43	45	32	5	6	6	3	1	–	13	1	–
2222	307	232	187	224	227	178	190	199	151	29	24	24	5	4	3	83	5	9
2223	69	87	44	57	87	44	47	80	39	10	6	4	–	1	1	12	–	–
2229	335	244	221	254	244	219	210	185	183	30	53	33	14	6	3	81	–	2
2311	44	61	58	39	41	44	34	34	40	5	7	4	–	–	–	5	20	14
2312	49	23	25	40	23	25	30	19	16	9	3	8	1	1	1	9	–	–
2319	30	28	25	18	28	25	17	27	20	1	1	5	–	–	–	12	–	–
2320	199	215	145	180	208	145	161	198	128	18	9	16	1	1	1	19	7	–
2330	454	266	209	301	266	209	246	221	184	42	32	20	13	13	5	153	–	–
2341	16	4	5	7	4	5	6	4	5	1	–	–	–	–	–	9	–	–
2342	629	314	265	361	314	265	297	247	223	61	65	41	3	2	1	268	–	–
2349	98	53	56	42	53	56	28	37	40	11	12	14	3	4	2	56	–	–
2391	71	31	30	41	31	30	25	21	21	14	9	9	2	1	–	30	–	–
2392	56	41	48	43	41	48	39	30	35	4	11	13	–	–	–	13	–	–
2399	51	24	37	37	24	37	32	20	25	4	4	12	1	–	–	14	–	–
2411	112	69	46	109	69	46	102	65	41	7	3	4	–	1	1	3	–	–
2412	85	59	40	79	59	40	74	54	35	3	3	1	2	2	4	6	–	–
2421	5	8	21	5	7	20	3	7	14	2	–	3	–	–	3	–	1	1
2422	4	8	20	–	7	20	–	6	16	–	1	4	–	–	–	4	1	–
2423	93	66	76	80	66	76	62	48	45	7	7	11	11	11	20	13	–	–
2424	45	33	29	30	33	29	20	20	23	4	12	6	6	1	–	15	–	–
2431	152	169	99	147	169	99	131	145	89	15	22	7	1	2	3	5	–	–
2439	1	2	6	–	2	6	–	–	6	–	2	–	–	–	–	1	–	–
2441	58	68	52	37	68	52	30	58	46	6	9	4	1	1	2	21	–	–
2442	1	2	3	–	–	–	–	–	–	–	–	–	–	–	–	1	2	3
2443	44	39	54	40	39	54	35	35	49	4	3	3	1	1	2	4	–	–
2449	14	18	4	10	18	4	8	16	4	–	1	–	2	1	–	4	–	–
2451	40	24	14	33	23	14	30	20	10	3	3	1	–	–	3	7	1	–
2452	5	14	8	1	–	–	–	–	–	1	–	–	–	–	–	4	14	8
2511	297	301	193	253	283	180	213	250	156	34	24	16	6	9	8	44	18	13
2512	132	91	68	97	86	68	74	57	55	20	26	11	3	3	2	35	5	–
2513	41	39	16	32	39	16	27	33	12	5	5	2	–	1	2	9	–	–
2521	20	19	16	15	14	16	13	12	14	2	2	2	–	–	–	5	5	–
2522	–	15	7	–	1	–	–	1	–	–	–	–	–	–	–	–	14	7
2531	4	3	19	3	3	19	3	3	17	–	–	2	–	–	–	1	–	–
2532	12	19	27	9	19	27	4	10	21	4	6	4	1	3	2	3	–	–
2539	56	47	25	39	47	25	24	39	20	15	7	4	–	1	1	17	–	–
2541	1	1	–	1	1	–	1	1	–	–	–	–	–	–	–	–	–	–
2542	99	81	33	81	81	33	67	67	27	14	12	3	–	2	3	18	–	–
2543	7	3	1	6	3	1	5	3	1	1	–	–	–	–	–	1	–	–
2591	48	60	46	41	60	46	32	44	32	3	8	12	6	8	2	7	–	–
2592	20	12	3	12	12	3	11	8	2	–	4	–	1	–	1	8	–	–
2593	30	21	21	15	21	21	14	17	14	1	3	6	–	1	1	15	–	–
2599	114	92	61	79	92	61	57	74	52	20	15	7	2	3	2	35	–	–
2610	5	–	1	4	–	1	2	–	–	2	–	1	–	–	–	1	–	–
2621	16	15	3	11	15	3	5	8	2	6	7	1	–	–	–	5	–	–
2622	18	9	9	12	9	9	4	5	3	6	2	6	2	2	–	6	–	–

Capítulo 1 - Brasil e Grandes Regiões

1.3 - Quantidade de acidentes do trabalho, por situação do registro e motivo, segundo a Classificação Nacional de Atividades Econômicas (CNAE), na Região Nordeste - 2013/2015

(continuação)

CNAE	QUANTIDADE DE ACIDENTES DO TRABALHO																	
	Total			Com CAT Registrada												Sem CAT Registrada		
				Total			Motivo											
							Típico			Trajeto			Doença do Trabalho					
	2013	2014	2015	2013	2014	2015	2013	2014	2015	2013	2014	2015	2013	2014	2015	2013	2014	2015
2631	1	2	3	1	2	3	–	2	3	1	–	–	–	–	–	–	–	–
2640	2	4	2	–	4	2	–	1	–	–	2	1	–	1	1	2	–	–
2651	3	9	5	2	9	5	2	5	4	–	4	1	–	–	–	1	–	–
2660	–	1	–	–	1	–	–	1	–	–	–	–	–	–	–	–	–	–
2670	2	–	1	2	–	1	1	–	1	1	–	–	–	–	–	–	–	–
2680	2	1	–	2	1	–	2	1	–	–	–	–	–	–	–	–	–	–
2710	76	71	94	69	71	94	57	64	85	10	7	7	2	–	2	7	–	–
2721	20	15	13	14	15	9	10	12	7	3	3	2	1	–	–	6	–	4
2722	27	36	27	19	32	24	10	16	9	1	5	–	8	11	15	8	4	3
2731	22	39	23	18	32	22	13	24	15	4	7	6	1	1	1	4	7	1
2732	1	1	1	1	1	1	–	1	1	1	–	–	–	–	–	–	–	–
2733	25	20	17	19	20	17	16	20	15	3	–	2	–	–	–	6	–	–
2740	15	6	5	5	6	5	5	3	4	–	3	1	–	–	–	10	–	–
2751	216	217	183	204	208	178	152	159	131	30	34	40	22	15	7	12	9	5
2759	59	38	23	46	38	23	28	21	14	14	11	7	4	6	2	13	–	–
2790	29	20	14	16	20	14	9	10	7	5	4	4	2	6	3	13	–	–
2811	8	18	33	4	6	28	4	6	26	–	–	2	–	–	–	4	12	5
2812	4	8	4	3	5	2	2	5	2	1	–	–	–	–	–	1	3	2
2813	27	8	10	19	8	7	13	4	3	3	3	3	3	1	1	8	–	3
2821	14	12	3	12	11	3	12	10	1	–	1	2	–	–	–	2	1	–
2822	20	21	15	16	21	15	10	18	12	6	3	3	–	–	–	4	–	–
2823	41	64	71	33	64	71	25	52	58	6	9	13	2	3	–	8	–	–
2824	–	1	–	–	1	–	–	–	–	–	1	–	–	–	–	–	–	–
2825	4	–	1	4	–	1	4	–	1	–	–	–	–	–	–	–	–	–
2829	35	30	20	28	30	20	26	21	14	–	4	5	2	5	1	7	–	–
2831	–	–	1	–	–	–	–	–	–	–	–	–	–	–	–	–	–	1
2832	5	–	1	3	–	1	3	–	1	–	–	–	–	–	–	2	–	–
2833	16	11	11	9	8	7	5	8	6	4	–	1	–	–	–	7	3	4
2840	7	2	4	4	2	4	2	–	2	2	2	2	–	–	–	3	–	–
2851	13	18	12	11	18	12	10	18	11	1	–	1	–	–	–	2	–	–
2852	1	2	2	1	2	2	1	2	1	–	–	–	–	–	1	–	–	–
2853	–	–	1	–	–	1	–	–	1	–	–	–	–	–	–	–	–	–
2861	8	2	2	6	2	2	3	2	2	3	–	–	–	–	–	2	–	–
2862	11	3	1	8	3	1	4	1	–	4	2	1	–	–	–	3	–	–
2863	4	3	1	3	3	1	3	1	–	–	1	1	–	1	–	1	–	–
2865	–	–	2	–	–	2	–	–	1	–	–	1	–	–	–	–	–	–
2866	–	1	–	–	1	–	–	1	–	–	–	–	–	–	–	–	–	–
2869	108	68	44	79	68	44	63	54	38	15	14	6	1	–	–	29	–	–
2910	140	106	129	97	93	125	71	68	93	19	16	20	7	9	12	43	13	4
2920	1	4	3	1	–	–	1	–	–	–	–	–	–	–	–	–	4	3
2930	85	47	44	59	47	44	54	40	35	5	5	8	–	2	1	26	–	–
2941	20	13	16	8	13	16	8	7	10	–	5	4	–	1	2	12	–	–
2942	23	17	12	20	17	12	10	11	9	6	4	2	4	2	1	3	–	–
2943	20	8	15	17	8	15	12	7	13	5	–	2	–	1	–	3	–	–
2944	3	1	–	2	1	–	2	1	–	–	–	–	–	–	–	1	–	–
2945	87	176	14	45	176	14	2	8	7	4	5	4	39	163	3	42	–	–
2949	132	99	161	105	99	161	88	68	140	5	11	9	12	20	12	27	–	–
2950	9	2	4	5	2	4	3	–	1	2	2	3	–	–	–	4	–	–
3011	399	463	388	374	463	388	325	399	331	37	35	28	12	29	29	25	–	–
3012	7	6	3	6	6	3	6	6	2	–	–	1	–	–	–	1	–	–
3031	6	1	2	6	1	2	5	1	2	1	–	–	–	–	–	–	–	–
3032	1	–	1	1	–	1	1	–	–	–	–	1	–	–	–	–	–	–
3041	–	–	1	–	–	1	–	–	1	–	–	–	–	–	–	–	–	–
3042	–	–	1	–	–	1	–	–	1	–	–	–	–	–	–	–	–	–
3091	5	4	6	4	4	6	4	4	4	–	–	2	–	–	–	1	–	–
3092	21	10	7	13	10	7	10	3	5	3	7	2	–	–	–	8	–	–
3099	3	2	1	1	2	1	1	1	1	–	1	–	–	–	–	2	–	–
3101	263	107	108	142	107	108	117	81	81	25	25	23	–	1	4	121	–	–
3102	88	46	49	61	46	49	49	41	40	12	5	9	–	–	–	27	–	–
3103	12	12	8	7	12	8	5	7	7	2	4	1	–	1	–	5	–	–
3104	107	58	46	71	58	46	56	39	31	13	15	15	2	4	–	36	–	–
3211	1	–	–	1	–	–	1	–	–	–	–	–	–	–	–	–	–	–
3212	1	7	5	–	3	–	–	2	–	–	1	–	–	–	–	1	4	5
3220	2	2	1	1	2	1	–	–	–	–	–	–	1	2	1	1	–	–
3230	3	47	49	1	–	1	1	–	1	–	–	–	–	–	–	2	47	48
3240	4	1	3	3	1	3	2	1	2	1	–	1	–	–	–	1	–	–
3250	17	19	13	8	19	13	4	13	9	4	5	4	–	1	–	9	–	–
3291	7	31	23	1	5	1	1	4	–	–	1	1	–	–	–	6	26	22
3292	18	8	1	10	8	1	4	4	1	–	2	–	6	2	–	8	–	–
3299	48	34	37	28	34	37	20	22	32	8	8	5	–	4	–	20	–	–
3311	22	19	15	17	19	15	16	17	12	–	1	3	1	1	–	5	–	–

Capítulo 1 - Brasil e Grandes Regiões

1.3 - Quantidade de acidentes do trabalho, por situação do registro e motivo, segundo a Classificação Nacional de Atividades Econômicas (CNAE), na Região Nordeste - 2013/2015

(continuação)

CNAE	QUANTIDADE DE ACIDENTES DO TRABALHO																	
	Total			Com CAT Registrada												Sem CAT Registrada		
				Total			Motivo											
							Típico			Trajeto			Doença do Trabalho					
	2013	2014	2015	2013	2014	2015	2013	2014	2015	2013	2014	2015	2013	2014	2015	2013	2014	2015
3312	18	5	5	13	5	5	2	1	2	11	4	3	–	–	–	5	–	–
3313	23	29	41	17	29	41	13	17	25	4	10	13	–	2	3	6	–	–
3314	93	103	90	74	103	90	59	86	66	15	14	21	–	3	3	19	–	–
3315	2	1	7	2	1	7	1	–	2	1	1	5	–	–	–	–	–	–
3316	–	–	1	–	–	1	–	–	–	–	–	1	–	–	–	–	–	–
3317	5	11	3	5	11	3	5	7	3	–	3	–	–	1	–	–	–	–
3319	14	6	4	8	6	4	4	3	3	3	3	1	1	–	–	6	–	–
3321	28	40	23	20	40	23	16	32	19	4	7	4	–	1	–	8	–	–
3329	22	17	21	16	17	21	5	7	13	11	10	8	–	–	–	6	–	–
3511	205	243	242	190	212	226	156	180	197	29	30	29	5	2	–	15	31	16
3512	22	21	47	9	21	47	5	15	37	3	6	9	1	–	1	13	–	–
3514	350	278	259	313	278	259	221	193	188	62	64	66	30	21	5	37	–	–
3520	12	13	11	12	13	11	8	8	8	3	5	3	1	–	–	–	–	–
3530	9	1	–	9	1	–	9	1	–	–	–	–	–	–	–	–	–	–
3600	405	330	329	314	330	329	215	232	260	89	92	66	10	6	3	91	–	–
3701	3	16	18	3	16	18	2	14	15	1	2	3	–	–	–	–	–	–
3702	129	146	88	108	146	88	101	132	81	6	14	7	1	–	–	21	–	–
3811	937	833	942	707	833	942	597	697	791	105	129	141	5	7	10	230	–	–
3812	31	20	21	23	20	21	18	12	16	5	6	5	–	2	–	8	–	–
3821	25	18	18	20	18	18	15	13	16	4	5	2	1	–	–	5	–	–
3822	14	56	53	13	56	53	13	50	48	–	6	5	–	–	–	1	–	–
3831	5	2	5	4	2	5	4	1	5	–	–	–	–	1	–	1	–	–
3832	21	10	12	13	10	12	11	10	11	2	–	–	–	–	1	8	–	–
3839	30	11	24	19	11	24	17	8	23	1	2	–	1	1	1	11	–	–
4110	1.122	719	528	769	719	528	616	511	385	140	193	133	13	15	10	353	–	–
4120	4.842	2.834	2.153	2.789	2.817	2.137	2.127	2.104	1.595	599	659	494	63	54	48	2.053	17	16
4211	538	465	462	360	465	462	301	402	400	54	58	53	5	5	9	178	–	–
4212	480	200	77	305	200	76	264	168	71	35	26	3	6	6	2	175	–	1
4213	83	36	40	37	36	40	28	20	27	9	15	13	–	1	–	46	–	–
4221	753	1.532	1.480	549	570	630	436	476	524	101	82	101	12	12	5	204	962	850
4222	121	127	140	84	127	140	56	108	114	28	17	24	–	2	2	37	–	–
4223	30	8	10	27	6	6	18	6	6	1	–	–	8	–	–	3	2	4
4291	48	76	18	41	76	18	36	70	13	5	5	2	–	1	3	7	–	–
4292	447	190	130	310	190	130	255	158	111	47	30	17	8	2	2	137	–	–
4299	816	517	304	607	517	304	506	445	248	86	54	41	15	18	15	209	–	–
4311	9	4	9	2	4	9	2	1	5	–	1	4	–	2	–	7	–	–
4312	20	17	15	13	17	15	11	13	11	1	4	4	1	–	–	7	–	–
4313	200	107	84	122	107	84	105	86	63	16	17	18	1	4	3	78	–	–
4319	10	11	2	9	11	2	6	7	2	2	1	–	1	3	–	1	–	–
4321	449	310	295	336	310	295	242	218	208	87	87	84	7	5	3	113	–	–
4322	87	74	67	56	74	67	39	52	42	16	20	24	1	2	1	31	–	–
4329	153	76	71	112	76	71	60	54	44	51	20	26	1	2	1	41	–	–
4330	172	87	61	84	87	61	55	49	38	23	32	20	6	6	3	88	–	–
4391	99	36	27	54	36	27	40	29	22	13	7	3	1	–	2	45	–	–
4399	405	203	182	258	203	182	194	152	137	55	40	41	9	11	4	147	–	–
4511	342	263	196	266	262	196	149	157	102	112	102	89	5	3	5	76	1	–
4512	8	14	9	5	1	2	5	1	2	–	–	–	–	–	–	3	13	7
4520	193	111	82	107	111	82	57	62	52	44	46	28	6	3	2	86	–	–
4530	371	245	238	201	245	238	120	132	137	75	100	89	6	13	12	170	–	–
4541	199	105	87	117	83	73	34	26	21	81	55	50	2	2	2	82	22	14
4542	–	3	–	–	1	–	–	–	–	–	1	–	–	–	–	–	2	–
4543	9	4	5	5	2	4	2	–	2	3	2	2	–	–	–	4	2	1
4611	–	–	1	–	–	1	–	–	–	–	–	1	–	–	–	–	–	–
4612	–	3	2	–	3	2	–	3	–	–	–	2	–	–	–	–	–	–
4613	4	4	2	1	4	2	–	3	1	1	1	1	–	–	–	3	–	–
4614	–	3	–	–	3	–	–	2	–	–	1	–	–	–	–	–	–	–
4615	4	1	1	–	1	1	–	–	–	–	1	–	–	–	1	4	–	–
4616	–	1	–	–	1	–	–	–	–	–	1	–	–	–	–	–	–	–
4617	14	32	25	9	32	25	4	18	15	3	12	10	2	2	–	5	–	–
4618	4	2	1	2	2	1	1	1	1	1	1	–	–	–	–	2	–	–
4619	6	8	2	5	8	2	2	3	1	3	3	1	–	2	–	1	–	–
4621	–	1	3	–	1	3	–	1	–	–	–	3	–	–	–	–	–	–
4622	4	3	1	3	3	1	–	3	1	3	–	–	–	–	–	1	–	–
4623	36	16	14	24	16	14	10	12	12	13	4	1	1	–	1	12	–	–
4631	26	21	19	13	21	19	6	8	13	6	9	5	1	4	1	13	–	–
4632	72	44	47	43	44	47	26	22	22	16	21	24	1	1	1	29	–	–
4633	43	32	25	19	32	25	8	17	16	9	15	6	2	–	3	24	–	–
4634	81	56	61	56	56	61	40	36	43	16	18	15	–	2	3	25	–	–
4635	946	729	711	661	729	711	370	403	418	172	188	201	119	138	92	285	–	–
4636	28	17	11	19	17	11	11	13	6	8	3	5	–	1	–	9	–	–
4637	62	54	42	36	54	42	18	30	19	16	23	22	2	1	1	26	–	–

Capítulo 1 - Brasil e Grandes Regiões

1.3 - Quantidade de acidentes do trabalho, por situação do registro e motivo, segundo a Classificação Nacional de Atividades Econômicas (CNAE), na Região Nordeste - 2013/2015

(continuação)

CNAE	QUANTIDADE DE ACIDENTES DO TRABALHO																	
	Total			Com CAT Registrada												Sem CAT Registrada		
				Total			Motivo											
							Típico			Trajeto			Doença do Trabalho					
	2013	2014	2015	2013	2014	2015	2013	2014	2015	2013	2014	2015	2013	2014	2015	2013	2014	2015
4639	364	308	253	235	308	253	125	171	148	98	127	99	12	10	6	129	–	–
4641	42	16	13	21	16	13	11	7	9	10	8	4	–	1	–	21	–	–
4642	12	11	5	7	11	5	4	4	2	2	7	3	1	–	–	5	–	–
4643	12	8	7	9	8	7	4	3	5	5	5	2	–	–	–	3	–	–
4644	74	50	37	38	50	37	21	24	16	15	20	19	2	6	2	36	–	–
4645	9	13	18	6	13	18	2	3	8	4	9	9	–	1	1	3	–	–
4646	73	39	37	39	39	37	17	18	16	15	18	18	7	3	3	34	–	–
4647	17	11	10	9	11	10	3	5	5	6	6	5	–	–	–	8	–	–
4649	114	97	87	76	97	87	41	51	42	35	42	42	–	4	3	38	–	–
4651	17	11	5	12	11	5	7	5	2	5	6	2	–	–	1	5	–	–
4652	4	11	9	4	11	9	4	7	5	–	4	4	–	–	–	–	–	–
4661	21	15	15	14	15	15	12	10	8	2	5	7	–	–	–	7	–	–
4662	63	51	15	56	51	15	51	38	13	5	12	2	–	1	–	7	–	–
4663	28	52	4	18	52	4	17	30	4	–	7	–	1	15	–	10	–	–
4664	1	5	2	–	5	2	–	–	2	–	4	–	–	1	–	1	–	–
4665	7	13	4	4	13	4	1	10	3	2	3	1	1	–	–	3	–	–
4669	51	65	17	42	65	17	32	48	11	8	14	6	2	3	–	9	–	–
4671	23	15	14	13	15	14	9	11	11	4	3	3	–	1	–	10	–	–
4672	54	47	73	41	47	73	30	37	57	9	9	13	2	1	3	13	–	–
4673	14	11	15	10	11	15	3	11	9	7	–	5	–	–	1	4	–	–
4674	15	9	9	11	9	9	8	8	7	3	1	2	–	–	–	4	–	–
4679	147	124	57	96	124	57	76	93	42	17	26	15	3	5	–	51	–	–
4681	49	28	29	27	28	29	19	18	20	7	9	9	1	1	–	22	–	–
4682	53	44	52	47	44	52	39	36	45	8	6	6	–	2	1	6	–	–
4683	14	10	4	6	10	4	3	5	2	3	5	2	–	–	–	8	–	–
4684	21	11	14	13	11	14	6	6	7	7	4	6	–	1	1	8	–	–
4685	19	17	14	19	17	14	17	14	8	1	3	6	1	–	–	–	–	–
4686	12	3	6	6	3	6	2	1	2	4	2	4	–	–	–	6	–	–
4687	69	23	32	35	23	32	32	15	29	3	8	3	–	–	–	34	–	–
4689	59	41	68	44	41	68	30	22	52	12	19	16	2	–	–	15	–	–
4691	129	140	112	81	140	112	54	89	83	26	39	27	1	12	2	48	–	–
4692	5	3	5	–	3	5	–	2	2	–	1	3	–	–	–	5	–	–
4693	236	145	152	153	145	152	93	87	89	48	57	60	12	1	3	83	–	–
4711	2.491	1.559	1.532	1.590	1.559	1.532	1.072	1.104	1.105	370	364	357	148	91	70	901	–	–
4712	371	155	145	143	155	145	85	85	86	51	59	50	7	11	9	228	–	–
4713	214	96	113	143	96	113	71	46	51	67	45	58	5	5	4	71	–	–
4721	130	47	44	45	47	44	24	25	27	17	21	16	4	1	1	85	–	–
4722	110	47	57	56	47	57	44	32	39	12	14	15	–	1	3	54	–	–
4723	86	49	47	47	49	47	32	23	17	14	21	29	1	5	1	39	–	–
4724	50	12	21	17	12	21	9	8	8	8	4	11	–	–	2	33	–	–
4729	82	44	21	48	44	21	26	20	11	21	22	9	1	2	1	34	–	–
4731	334	188	152	169	188	152	65	66	58	92	117	91	12	5	3	165	–	–
4732	3	1	5	1	1	5	–	–	3	1	1	1	–	–	1	2	–	–
4741	21	11	13	14	11	13	5	7	6	7	4	6	2	–	1	7	–	–
4742	51	36	19	35	36	19	29	20	7	6	16	11	–	–	1	16	–	–
4743	60	32	36	34	32	36	27	22	27	5	9	8	2	1	1	26	–	–
4744	895	462	373	408	462	373	256	309	250	138	120	104	14	33	19	487	–	–
4751	90	53	44	50	53	44	24	22	17	25	30	26	1	1	1	40	–	–
4752	52	34	24	30	34	24	14	17	15	16	13	8	–	4	1	22	–	–
4753	195	130	107	118	130	107	53	72	60	61	53	45	4	5	2	77	–	–
4754	284	152	143	159	152	143	69	61	60	82	88	81	8	3	2	125	–	–
4755	89	38	24	46	38	24	17	16	12	28	21	11	1	1	1	43	–	–
4756	2	2	2	2	2	2	1	–	1	1	2	1	–	–	–	–	–	–
4757	15	19	10	7	19	10	3	10	5	4	8	5	–	1	–	8	–	–
4759	59	40	19	30	40	19	8	21	9	21	19	10	1	–	–	29	–	–
4761	55	35	23	29	35	23	11	14	11	17	19	9	1	2	3	26	–	–
4763	56	41	30	29	41	30	14	18	16	15	21	14	–	2	–	27	–	–
4771	217	149	107	110	149	107	46	54	42	58	89	62	6	6	3	107	–	–
4772	52	54	21	22	54	21	7	19	10	15	32	10	–	3	1	30	–	–
4773	7	3	6	3	3	6	1	3	3	2	–	1	–	–	2	4	–	–
4774	43	27	19	21	27	19	8	10	9	11	17	9	2	–	1	22	–	–
4781	376	239	252	198	239	252	117	125	126	67	103	95	14	11	31	178	–	–
4782	158	112	110	99	112	110	45	54	54	47	49	53	7	9	3	59	–	–
4783	16	4	3	10	4	3	1	2	2	9	2	1	–	–	–	6	–	–
4784	217	125	122	122	125	122	74	75	71	41	45	46	7	5	5	95	–	–
4785	4	3	1	–	3	1	–	1	1	–	2	–	–	–	–	4	–	–
4789	240	132	87	109	132	87	54	52	36	52	75	47	3	5	4	131	–	–
4911	132	119	94	121	119	94	104	97	81	12	18	10	5	4	3	11	–	–
4912	106	116	118	95	116	118	75	86	84	17	28	30	3	2	4	11	–	–
4921	1.331	460	416	499	460	416	252	231	201	204	189	177	43	40	38	832	–	–
4922	306	118	103	125	118	103	87	73	55	36	38	39	2	7	9	181	–	–

Capítulo 1 - Brasil e Grandes Regiões

1.3 - Quantidade de acidentes do trabalho, por situação do registro e motivo, segundo a Classificação Nacional de Atividades Econômicas (CNAE), na Região Nordeste - 2013/2015

(continuação)

CNAE	QUANTIDADE DE ACIDENTES DO TRABALHO																	
	Total			Com CAT Registrada												Sem CAT Registrada		
				Total			Motivo											
							Típico			Trajeto			Doença do Trabalho					
	2013	2014	2015	2013	2014	2015	2013	2014	2015	2013	2014	2015	2013	2014	2015	2013	2014	2015
4923	41	25	11	22	25	11	7	11	4	13	9	6	2	5	1	19	–	–
4924	10	5	3	4	5	3	2	4	2	1	1	1	1	–	–	6	–	–
4929	70	48	35	39	48	35	21	26	16	15	19	16	3	3	3	31	–	–
4930	1.437	1.034	872	943	1.031	870	661	710	571	256	291	270	26	30	29	494	3	2
4940	36	20	27	22	20	27	19	19	22	3	1	5	–	–	–	14	–	–
5011	12	2	3	5	2	3	5	2	3	–	–	–	–	–	–	7	–	–
5012	4	1	–	2	1	–	2	1	–	–	–	–	–	–	–	2	–	–
5021	1	–	–	–	–	–	–	–	–	–	–	–	–	–	–	1	–	–
5022	4	1	17	2	1	17	2	1	14	–	–	2	–	–	1	2	–	–
5030	61	42	43	37	29	29	27	28	26	5	1	3	5	–	–	24	13	14
5091	9	9	10	3	9	10	2	7	9	1	2	1	–	–	–	6	–	–
5099	1	–	–	–	–	–	–	–	–	–	–	–	–	–	–	1	–	–
5111	124	156	141	106	69	76	63	43	43	42	24	31	1	2	2	18	87	65
5112	3	9	5	2	3	1	2	1	–	–	1	–	–	1	1	1	6	4
5120	3	3	4	3	1	3	2	–	1	1	1	2	–	–	–	–	2	1
5211	128	122	89	96	101	72	71	72	52	21	29	18	4	–	2	32	21	17
5212	68	170	114	54	51	44	44	35	32	10	15	10	–	1	2	14	119	70
5221	39	40	26	36	33	23	22	25	16	14	8	6	–	–	1	3	7	3
5222	6	4	10	3	4	10	1	3	7	2	1	3	–	–	–	3	–	–
5223	36	23	29	22	19	25	11	10	13	10	9	11	1	–	1	14	4	4
5229	22	30	44	13	27	38	9	15	19	3	10	18	1	2	1	9	3	6
5231	114	81	112	96	77	106	76	62	83	20	14	22	–	1	1	18	4	6
5232	4	20	7	2	7	4	1	7	4	–	–	–	1	–	–	2	13	3
5239	26	24	23	23	24	23	20	24	22	1	–	1	2	–	–	3	–	–
5240	131	96	65	107	96	65	78	62	46	29	28	16	–	6	3	24	–	–
5250	115	76	56	63	75	55	45	56	34	18	18	21	–	1	–	52	1	1
5310	2.244	1.592	1.926	1.868	1.592	1.926	1.569	1.255	1.616	169	191	180	130	146	130	376	–	–
5320	89	67	62	56	67	62	26	29	30	30	37	29	–	1	3	33	–	–
5510	726	504	453	451	504	453	320	356	331	115	123	116	16	25	6	275	–	–
5590	12	2	9	3	2	9	3	2	5	–	–	3	–	–	1	9	–	–
5611	1.092	609	571	518	609	571	299	367	321	196	221	231	23	21	19	574	–	–
5612	4	3	1	–	3	1	–	2	–	–	1	1	–	–	–	4	–	–
5620	446	341	283	312	341	283	236	258	218	64	77	56	12	6	9	134	–	–
5811	1	3	5	–	3	5	–	1	4	–	2	1	–	–	–	1	–	–
5812	11	8	10	11	8	10	6	4	6	5	4	4	–	–	–	–	–	–
5819	4	–	1	2	–	1	2	–	1	–	–	–	–	–	–	2	–	–
5821	8	2	1	5	2	1	2	–	1	2	2	–	1	–	–	3	–	–
5822	43	36	22	35	36	22	20	20	13	14	16	8	1	–	1	8	–	–
5823	1	–	–	–	–	–	–	–	–	–	–	–	–	–	–	1	–	–
5829	11	8	3	3	8	3	2	7	2	1	1	1	–	–	–	8	–	–
5911	4	6	2	1	4	2	–	3	2	1	1	–	–	–	–	3	2	–
5913	1	1	–	–	1	–	–	–	–	–	–	–	–	1	–	1	–	–
5914	14	13	8	10	13	8	7	9	7	3	3	1	–	1	–	4	–	–
5920	1	–	–	–	–	–	–	–	–	–	–	–	–	–	–	1	–	–
6010	15	18	10	3	12	6	1	4	4	1	7	2	1	1	–	12	6	4
6021	55	63	60	37	54	50	23	29	38	14	23	12	–	2	–	18	9	10
6022	6	8	3	5	7	3	–	–	2	5	7	1	–	–	–	1	1	–
6110	109	91	101	83	91	101	55	59	54	19	19	24	9	13	23	26	–	–
6120	77	32	48	44	32	48	18	14	20	23	14	26	3	4	2	33	–	–
6130	1	–	–	–	–	–	–	–	–	–	–	–	–	–	–	1	–	–
6141	28	20	26	24	20	26	14	15	13	10	5	12	–	–	1	4	–	–
6143	–	–	1	–	–	1	–	–	–	–	–	–	–	–	1	–	–	–
6190	96	58	38	66	58	38	37	35	20	25	15	17	4	8	1	30	–	–
6201	36	171	124	21	18	15	2	3	4	14	10	10	5	5	1	15	153	109
6202	3	8	7	2	8	7	–	3	2	2	5	5	–	–	–	1	–	–
6203	5	12	8	3	12	8	–	4	2	2	6	6	1	2	–	2	–	–
6204	41	34	14	30	34	14	12	12	2	17	19	11	1	3	1	11	–	–
6209	76	39	22	48	39	22	21	19	10	25	19	11	2	1	1	28	–	–
6311	12	23	25	8	11	15	3	3	7	4	7	6	1	1	2	4	12	10
6319	4	–	2	3	–	2	1	–	1	1	–	1	1	–	–	1	–	–
6399	3	3	1	1	3	1	1	3	–	–	–	1	–	–	–	2	–	–
6410	1	1	–	1	1	–	1	1	–	–	–	–	–	–	–	–	–	–
6421	345	214	234	268	214	234	216	139	176	8	13	23	44	62	35	77	–	–
6422	1.480	686	624	585	686	624	158	204	239	39	39	49	388	443	336	895	–	–
6423	116	72	65	29	72	65	11	37	29	6	19	17	12	16	19	87	–	–
6424	5	6	13	3	6	13	2	3	2	1	3	9	–	–	2	2	–	–
6431	–	–	1	–	–	1	–	–	–	–	–	1	–	–	–	–	–	–
6433	–	1	–	–	1	–	–	–	–	–	1	–	–	–	–	–	–	–
6434	–	3	1	–	3	1	–	3	–	–	–	–	–	–	1	–	–	–
6435	–	12	4	–	–	1	–	–	1	–	–	–	–	–	–	–	12	3
6436	9	8	8	3	8	8	–	4	2	2	2	3	1	2	3	6	–	–

Capítulo 1 - Brasil e Grandes Regiões

1.3 - Quantidade de acidentes do trabalho, por situação do registro e motivo, segundo a Classificação Nacional de Atividades Econômicas (CNAE), na Região Nordeste - 2013/2015

(continuação)

CNAE	QUANTIDADE DE ACIDENTES DO TRABALHO																	
	Total			Com CAT Registrada												Sem CAT Registrada		
				Total			Motivo											
							Típico			Trajeto			Doença do Trabalho					
	2013	2014	2015	2013	2014	2015	2013	2014	2015	2013	2014	2015	2013	2014	2015	2013	2014	2015
6450	1	–	–	–	–	–	–	–	–	–	–	–	–	–	–	1	–	–
6462	40	24	10	33	24	10	25	12	6	7	12	3	1	–	1	7	–	–
6463	3	5	4	2	5	4	2	4	2	–	1	2	–	–	–	1	–	–
6470	2	–	–	2	–	–	2	–	–	–	–	–	–	–	–	–	–	–
6491	5	4	2	3	4	2	1	1	1	2	3	1	–	–	–	2	–	–
6493	8	5	1	7	5	1	2	–	–	5	5	1	–	–	–	1	–	–
6499	15	6	3	10	6	3	1	2	1	9	4	2	–	–	–	5	–	–
6511	5	1	5	4	1	5	2	1	1	2	–	4	–	–	–	1	–	–
6512	4	5	1	2	5	1	1	3	1	1	1	–	–	1	–	2	–	–
6520	–	–	1	–	–	1	–	–	–	–	–	1	–	–	–	–	–	–
6541	4	2	5	4	2	5	2	1	4	1	1	1	1	–	–	–	–	–
6550	133	102	93	108	102	93	53	31	44	48	68	46	7	3	3	25	–	–
6611	–	1	1	–	–	–	–	–	–	–	–	–	–	–	–	–	1	1
6612	3	3	2	2	3	2	–	1	1	2	2	–	–	–	1	1	–	–
6613	6	32	21	4	23	18	2	18	15	1	5	3	1	–	–	2	9	3
6619	26	7	1	10	7	1	6	3	–	2	2	–	2	2	1	16	–	–
6621	1	4	–	1	1	–	–	1	–	1	–	–	–	–	–	–	3	–
6622	8	9	11	4	9	11	1	2	4	2	6	7	1	1	–	4	–	–
6629	3	–	–	1	–	–	–	–	–	–	–	–	1	–	–	2	–	–
6630	2	26	8	1	2	–	–	2	–	1	–	–	–	–	–	1	24	8
6810	153	171	90	115	171	90	91	63	73	21	24	15	3	84	2	38	–	–
6821	22	11	10	15	11	10	7	3	3	8	8	6	–	–	1	7	–	–
6822	46	50	58	32	50	58	19	26	30	12	23	28	1	1	–	14	–	–
6911	43	24	12	26	24	12	6	7	3	16	15	7	4	2	2	17	–	–
6912	12	4	3	6	4	3	–	1	–	4	3	2	2	–	1	6	–	–
6920	95	80	65	57	80	65	17	23	23	34	54	39	6	3	3	38	–	–
7010	–	5	3	–	1	1	–	–	–	–	–	1	–	1	–	–	4	2
7020	61	73	66	40	73	65	18	28	17	16	42	44	6	3	4	21	–	1
7111	12	4	12	9	4	12	4	–	8	5	3	4	–	1	–	3	–	–
7112	535	366	363	383	366	363	263	252	253	107	109	104	13	5	6	152	–	–
7119	85	94	24	60	94	24	50	74	21	9	18	3	1	2	–	25	–	–
7120	24	16	19	21	16	19	13	7	13	6	9	4	2	–	2	3	–	–
7210	40	34	34	34	27	32	29	18	23	4	9	7	1	–	2	6	7	2
7220	7	7	1	5	3	–	1	1	–	3	2	–	1	–	–	2	4	1
7311	14	20	15	9	6	8	5	2	4	4	4	4	–	–	–	5	14	7
7312	8	2	1	3	2	1	2	1	1	1	1	–	–	–	–	5	–	–
7319	37	31	29	23	31	29	15	20	16	7	10	12	1	1	1	14	–	–
7320	6	10	9	3	8	8	1	3	1	2	5	7	–	–	–	3	2	1
7410	1	1	2	1	1	2	–	1	1	1	–	1	–	–	–	–	–	–
7420	7	18	20	5	3	2	4	2	1	1	1	1	–	–	–	2	15	18
7490	308	161	109	124	161	109	42	41	40	79	108	66	3	12	3	184	–	–
7500	27	18	9	27	18	9	27	17	8	–	1	1	–	–	–	–	–	–
7711	112	81	73	78	81	73	39	38	31	34	40	34	5	3	8	34	–	–
7719	16	3	4	7	3	4	3	3	2	4	–	2	–	–	–	9	–	–
7721	6	2	–	1	2	–	–	2	–	–	–	–	1	–	–	5	–	–
7722	2	6	1	–	6	1	–	4	1	–	2	–	–	–	–	2	–	–
7723	13	5	3	5	5	3	2	1	1	1	4	2	2	–	–	8	–	–
7729	14	6	4	6	6	4	2	3	2	4	3	2	–	–	–	8	–	–
7731	18	9	7	6	9	7	2	7	6	4	2	1	–	–	–	12	–	–
7732	186	131	116	133	131	116	96	92	87	34	36	28	3	3	1	53	–	–
7733	16	19	12	11	15	9	6	6	2	5	9	7	–	–	–	5	4	3
7739	158	84	91	125	84	91	89	57	66	32	25	22	4	2	3	33	–	–
7740	5	–	2	2	–	2	1	–	2	1	–	–	–	–	–	3	–	–
7810	186	76	84	110	76	84	57	39	29	44	34	54	9	3	1	76	–	–
7820	496	248	229	310	248	229	120	108	74	175	131	148	15	9	7	186	–	–
7830	186	114	111	137	114	111	80	48	62	52	63	46	5	3	3	49	–	–
7911	31	30	17	14	30	17	5	9	5	5	21	11	4	–	1	17	–	–
7990	2	1	–	1	1	–	–	1	–	1	–	–	–	–	–	1	–	–
8011	788	558	526	613	555	524	185	145	141	417	403	377	11	7	6	175	3	2
8012	401	246	276	324	217	262	167	112	133	141	94	122	16	11	7	77	29	14
8020	90	67	58	61	67	58	29	42	32	32	24	26	–	1	–	29	–	–
8030	–	28	28	–	–	–	–	–	–	–	–	–	–	–	–	–	28	28
8111	81	50	63	58	50	63	15	24	20	40	24	40	3	2	3	23	–	–
8112	477	327	374	307	327	374	186	186	245	107	124	115	14	17	14	170	–	–
8121	507	279	268	225	279	265	116	139	149	103	131	112	6	9	4	282	–	3
8122	59	50	53	42	47	43	10	10	12	32	36	31	–	1	–	17	3	10
8129	78	71	52	60	71	52	54	38	36	6	18	16	–	15	–	18	–	–
8130	23	30	22	10	11	8	8	7	6	1	3	–	1	1	2	13	19	14
8211	145	106	80	102	101	75	49	49	32	45	46	42	8	6	1	43	5	5
8219	47	35	31	22	35	31	11	15	20	11	19	11	–	1	–	25	–	–
8220	1.150	560	657	680	557	653	269	190	190	363	277	392	48	90	71	470	3	4
8230	42	11	16	20	11	16	6	5	9	13	5	6	1	1	1	22	–	–

Capítulo 1 - Brasil e Grandes Regiões

1.3 - Quantidade de acidentes do trabalho, por situação do registro e motivo, segundo a Classificação Nacional de Atividades Econômicas (CNAE), na Região Nordeste - 2013/2015

(conclusão)

CNAE	QUANTIDADE DE ACIDENTES DO TRABALHO																	
	Total			Com CAT Registrada												Sem CAT Registrada		
				Total			Motivo											
							Típico			Trajeto			Doença do Trabalho					
	2013	2014	2015	2013	2014	2015	2013	2014	2015	2013	2014	2015	2013	2014	2015	2013	2014	2015
8291	63	47	27	39	39	25	18	11	5	17	24	20	4	4	–	24	8	2
8292	24	17	15	13	17	15	7	12	7	5	4	7	1	1	1	11	–	–
8299	288	203	181	181	203	181	93	91	101	81	103	78	7	9	2	107	–	–
8411	2.309	467	382	464	467	382	339	311	287	94	116	70	31	40	25	1.845	–	–
8412	44	39	22	24	39	22	18	22	18	6	16	4	–	1	–	20	–	–
8413	4	4	4	3	4	4	3	3	4	–	1	–	–	–	–	1	–	–
8422	6	1	5	5	1	5	4	1	4	1	–	–	–	–	1	1	–	–
8423	48	18	14	24	18	14	16	9	9	8	7	4	–	2	1	24	–	–
8424	17	38	11	15	38	11	12	36	11	1	–	–	2	2	–	2	–	–
8430	3	4	2	2	4	2	2	4	–	–	–	–	–	–	2	1	–	–
8511	19	599	418	14	9	14	8	4	11	4	4	3	2	1	–	5	590	404
8512	107	65	64	54	59	59	38	45	46	13	10	10	3	4	3	53	6	5
8513	210	138	126	89	126	115	55	83	77	24	40	36	10	3	2	121	12	11
8520	101	57	62	64	57	62	44	39	43	17	14	18	3	4	1	37	–	–
8531	87	104	132	47	54	77	39	30	60	6	21	17	2	3	–	40	50	55
8532	123	119	98	95	110	94	49	58	62	43	49	32	3	3	–	28	9	4
8533	5	2	4	3	2	4	1	1	4	1	1	–	1	–	–	2	–	–
8541	14	16	11	10	16	11	3	12	5	7	4	5	–	–	1	4	–	–
8542	7	7	6	4	6	6	3	3	2	1	2	4	–	1	–	3	1	–
8550	6	4	8	5	4	8	4	3	8	1	1	–	–	–	–	1	–	–
8591	–	4	1	–	4	1	–	2	–	–	2	1	–	–	–	–	–	–
8592	2	1	–	2	1	–	2	–	–	–	1	–	–	–	–	–	–	–
8593	13	13	10	6	13	10	2	4	2	4	9	7	–	–	1	7	–	–
8599	244	194	184	173	194	184	77	97	98	91	89	81	5	8	5	71	–	–
8610	5.923	5.299	5.011	5.190	5.299	5.011	4.169	4.234	3.980	934	971	945	87	94	86	733	–	–
8621	2	–	4	2	–	4	1	–	1	1	–	3	–	–	–	–	–	–
8622	3	4	–	2	4	–	–	2	–	2	2	–	–	–	–	1	–	–
8630	249	277	281	205	277	281	141	195	202	61	77	74	3	5	5	44	–	–
8640	331	268	367	260	268	367	183	189	257	68	77	106	9	2	4	71	–	–
8650	60	35	50	33	35	50	18	23	30	13	9	19	2	3	1	27	–	–
8660	267	451	671	241	451	671	204	392	591	37	56	72	–	3	8	26	–	–
8690	77	48	54	53	48	54	38	34	43	12	13	10	3	1	1	24	–	–
8711	38	17	6	29	17	6	25	14	4	4	3	2	–	–	–	9	–	–
8712	36	34	45	29	34	45	11	21	31	18	13	14	–	–	–	7	–	–
8720	3	6	3	3	6	3	3	2	3	–	3	–	–	1	–	–	–	–
8730	15	11	14	3	11	14	1	8	8	2	3	6	–	–	–	12	–	–
8800	171	167	178	128	167	178	95	130	129	30	33	48	3	4	1	43	–	–
9001	19	10	13	14	10	13	6	5	9	7	5	3	1	–	1	5	–	–
9002	2	–	–	–	–	–	–	–	–	–	–	–	–	–	–	2	–	–
9003	–	–	2	–	–	2	–	–	2	–	–	–	–	–	–	–	–	–
9101	2	2	3	2	2	3	2	1	1	–	–	1	–	1	1	–	–	–
9102	1	1	1	–	1	1	–	1	1	–	–	–	–	–	–	1	–	–
9103	1	3	–	–	3	–	–	1	–	–	2	–	–	–	–	1	–	–
9200	–	–	2	–	–	2	–	–	1	–	–	1	–	–	–	–	–	–
9311	2	5	2	2	5	2	1	4	1	1	1	1	–	–	–	–	–	–
9312	67	33	19	25	33	19	20	24	15	4	8	2	1	1	2	42	–	–
9313	21	9	16	9	9	16	3	3	4	6	6	12	–	–	–	12	–	–
9319	15	8	2	10	8	2	9	5	1	1	3	1	–	–	–	5	–	–
9321	40	32	34	38	32	34	25	24	26	13	8	8	–	–	–	2	–	–
9329	15	7	5	10	7	5	6	6	1	4	1	3	–	–	1	5	–	–
9411	19	7	14	13	7	14	8	4	7	5	3	7	–	–	–	6	–	–
9412	33	21	18	19	21	18	12	12	10	6	8	7	1	1	1	14	–	–
9420	48	25	30	16	25	30	10	9	16	5	9	11	1	7	3	32	–	–
9430	468	425	254	339	425	254	265	327	187	68	92	66	6	6	1	129	–	–
9491	139	58	46	59	58	46	40	35	23	12	15	19	7	8	4	80	–	–
9492	1	39	34	–	–	–	–	–	–	–	–	–	–	–	–	1	39	34
9493	–	2	5	–	2	5	–	2	2	–	–	3	–	–	–	–	–	–
9499	118	145	196	96	145	196	19	67	127	74	76	67	3	2	2	22	–	–
9511	49	54	37	37	54	37	23	27	18	14	22	17	–	5	2	12	–	–
9512	18	7	10	14	7	10	9	3	8	5	4	2	–	–	–	4	–	–
9521	41	28	18	23	28	18	10	9	7	13	18	10	–	1	1	18	–	–
9529	21	7	3	13	7	3	3	4	3	10	3	–	–	–	–	8	–	–
9601	83	53	43	53	53	43	31	37	22	15	12	15	7	4	6	30	–	–
9602	84	16	20	21	16	20	10	5	10	7	7	9	4	4	1	63	–	–
9603	82	53	47	52	53	47	21	23	23	30	29	23	1	1	1	30	–	–
9609	13	9	3	9	9	3	8	6	–	1	2	3	–	1	–	4	–	–
9700	1	5	1	1	5	1	–	2	1	–	3	–	1	–	–	–	–	–
9900	–	–	1	–	–	1	–	–	–	–	–	1	–	–	–	–	–	–
Ignorado	5.350	27.261	18.792	163	200	187	125	153	148	34	39	37	4	8	2	5.187	27.061	18.605

Fonte: DATAPREV, CAT, SUB.
Nota: Os dados são preliminares, estando sujeitos a correções.

Capítulo 1 - Brasil e Grandes Regiões

1.4 - Quantidade de acidentes do trabalho, por situação do registro e motivo, segundo a Classificação Nacional de Atividades Econômicas (CNAE), na Região Sudeste - 2013/2015

(continua)

CNAE	QUANTIDADE DE ACIDENTES DO TRABALHO																	
	Total			Com CAT Registrada												Sem CAT Registrada		
				Total			Motivo											
							Típico			Trajeto			Doença do Trabalho					
	2013	2014	2015	2013	2014	2015	2013	2014	2015	2013	2014	2015	2013	2014	2015	2013	2014	2015
TOTAL	**394.715**	**383.022**	**330.310**	**328.925**	**324.435**	**287.083**	**253.267**	**247.227**	**218.288**	**65.835**	**67.808**	**61.882**	**9.823**	**9.400**	**6.913**	**65.790**	**58.587**	**43.227**
0111	206	595	481	168	162	134	155	144	122	13	14	12	–	4	–	38	433	347
0112	22	277	186	18	14	16	15	11	16	3	3	–	–	–	–	4	263	170
0113	2.475	1.673	1.456	2.199	1.601	1.384	2.080	1.461	1.303	109	135	76	10	5	5	276	72	72
0114	–	14	8	–	–	–	–	–	–	–	–	–	–	–	–	–	14	8
0115	127	123	94	113	123	94	99	111	87	13	12	7	1	–	–	14	–	–
0116	32	37	28	27	37	28	22	31	25	5	6	3	–	–	–	5	–	–
0119	169	136	104	130	136	104	109	110	89	19	26	14	2	–	1	39	–	–
0121	248	420	319	237	105	83	217	94	67	18	10	16	2	1	–	11	315	236
0122	93	93	76	82	91	74	69	78	64	12	12	10	1	1	–	11	2	2
0131	1.206	949	929	1.075	949	929	1.022	917	858	49	29	66	4	3	5	131	–	–
0132	202	239	282	201	239	282	182	178	257	19	60	24	–	1	1	1	–	–
0133	223	172	168	167	172	168	153	148	149	13	24	19	1	–	–	56	–	–
0134	970	604	418	852	580	402	800	540	374	48	34	28	4	6	–	118	24	16
0135	3	5	3	3	5	3	3	5	3	–	–	–	–	–	–	–	–	–
0139	92	268	199	79	69	70	70	61	64	8	7	4	1	1	2	13	199	129
0141	294	277	400	287	277	400	251	250	364	33	25	34	3	2	2	7	–	–
0142	62	49	43	54	48	41	46	37	33	8	10	8	–	1	–	8	1	2
0151	1.012	765	550	769	765	550	704	702	491	61	54	51	4	9	8	243	–	–
0152	34	35	35	32	35	35	27	31	27	4	3	7	1	1	1	2	–	–
0153	9	6	2	5	6	2	5	5	2	–	–	–	–	1	–	4	–	–
0154	80	55	82	60	55	82	51	51	73	7	3	9	2	1	–	20	–	–
0155	563	499	366	456	499	366	408	450	323	46	45	42	2	4	1	107	–	–
0159	25	25	12	20	25	12	13	15	9	6	10	2	1	–	1	5	–	–
0161	790	604	642	643	604	642	576	547	577	62	52	61	5	5	4	147	–	–
0162	116	112	119	91	112	119	78	99	103	9	12	16	4	1	–	25	–	–
0163	11	19	19	8	19	19	6	14	13	2	4	6	–	1	–	3	–	–
0210	583	451	377	466	451	377	424	417	335	37	32	41	5	2	1	117	–	–
0220	28	29	27	24	29	27	21	23	24	3	6	3	–	–	–	4	–	–
0230	384	319	216	334	319	216	301	298	201	27	21	13	6	–	2	50	–	–
0311	18	12	4	14	12	4	12	12	4	2	–	–	–	–	–	4	–	–
0312	2	6	7	–	–	–	–	–	–	–	–	–	–	–	–	2	6	7
0321	6	6	3	6	5	2	5	5	2	1	–	–	–	–	–	–	1	1
0322	92	54	27	89	54	27	86	51	24	2	3	3	1	–	–	3	–	–
0500	1	–	–	1	–	–	1	–	–	–	–	–	–	–	–	–	–	–
0600	628	593	527	611	593	527	534	518	455	69	70	67	8	5	5	17	–	–
0710	907	755	531	869	755	531	645	529	408	118	108	81	106	118	42	38	–	–
0721	14	35	9	12	35	9	11	32	8	1	2	1	–	1	–	2	–	–
0722	1	–	–	1	–	–	1	–	–	–	–	–	–	–	–	–	–	–
0723	3	1	1	3	1	1	3	1	–	–	–	–	–	–	1	–	–	–
0724	156	120	121	141	116	119	107	107	110	14	8	5	20	1	4	15	4	2
0725	7	4	3	7	4	3	7	2	3	–	2	–	–	–	–	–	–	–
0729	83	80	68	70	80	68	58	76	63	9	3	3	3	1	2	13	–	–
0810	980	869	741	831	869	741	708	730	605	103	109	96	20	30	40	149	–	–
0891	40	25	30	40	25	30	37	23	28	3	2	1	–	–	1	–	–	–
0892	9	10	7	9	10	7	8	8	3	–	2	4	1	–	–	–	–	–
0893	21	31	20	18	31	20	14	30	18	4	1	2	–	–	–	3	–	–
0899	164	98	109	146	98	109	122	80	97	22	11	9	2	7	3	18	–	–
0910	1.115	956	717	1.062	956	717	938	783	615	81	114	94	43	59	8	53	–	–
0990	11	16	11	11	16	11	7	13	9	3	3	2	1	–	–	–	–	–
1011	2.167	1.678	1.478	1.847	1.678	1.478	1.701	1.535	1.378	124	124	84	22	19	16	320	–	–
1012	2.132	2.408	2.173	1.700	1.995	1.873	1.461	1.715	1.581	161	162	201	78	118	91	432	413	300
1013	1.157	927	968	876	927	968	778	820	846	85	88	90	13	19	32	281	–	–
1020	120	126	174	90	126	174	76	116	149	12	10	23	2	–	2	30	–	–
1031	159	152	109	127	149	109	104	112	99	22	36	9	1	1	1	32	3	–
1032	91	79	52	79	79	52	66	63	46	12	15	6	1	1	–	12	–	–
1033	404	356	327	364	356	327	298	292	267	64	63	58	2	1	2	40	–	–
1041	106	82	87	92	82	87	79	64	63	13	18	24	–	–	–	14	–	–
1042	66	65	78	53	65	78	43	53	60	10	12	15	–	–	3	13	–	–
1043	48	39	27	45	39	27	35	34	24	9	5	2	1	–	1	3	–	–
1051	177	134	120	142	134	120	124	112	106	18	22	14	–	–	–	35	–	–
1052	849	742	861	697	742	861	553	586	686	136	143	162	8	13	13	152	–	–
1053	138	139	123	118	139	123	88	109	98	23	28	22	7	2	3	20	–	–
1061	72	44	39	42	44	39	35	34	29	7	9	10	–	1	–	30	–	–
1062	254	260	219	233	260	219	207	222	182	25	20	31	1	18	6	21	–	–
1063	21	18	15	18	18	15	18	15	13	–	3	2	–	–	–	3	–	–
1064	31	27	31	18	27	31	15	23	23	3	4	7	–	–	1	13	–	–
1065	66	60	64	56	60	64	48	47	52	8	12	10	–	1	2	10	–	–
1066	599	546	534	504	546	534	452	465	477	40	73	49	12	8	8	95	–	–
1069	219	191	129	164	191	129	140	159	107	24	31	21	–	1	1	55	–	–
1071	5.993	4.813	3.829	5.396	4.813	3.829	5.084	4.508	3.647	288	291	173	24	14	9	597	–	–
1072	41	31	23	37	31	23	35	27	23	2	4	–	–	–	–	4	–	–
1081	161	143	126	141	143	126	121	109	96	18	31	30	2	3	–	20	–	–
1082	30	39	27	29	39	27	28	30	22	1	9	5	–	–	–	1	–	–
1091	1.447	1.168	1.153	1.147	1.168	1.153	894	917	887	219	226	251	34	25	15	300	–	–

Capítulo 1 - Brasil e Grandes Regiões

1.4 - Quantidade de acidentes do trabalho, por situação do registro e motivo, segundo a Classificação Nacional de Atividades Econômicas (CNAE), na Região Sudeste - 2013/2015

(continuação)

CNAE	QUANTIDADE DE ACIDENTES DO TRABALHO																	
	Total			Com CAT Registrada												Sem CAT Registrada		
				Total			Motivo											
							Típico			Trajeto			Doença do Trabalho					
	2013	2014	2015	2013	2014	2015	2013	2014	2015	2013	2014	2015	2013	2014	2015	2013	2014	2015
1092	534	381	385	426	381	385	336	293	297	53	54	68	37	34	20	108	–	–
1093	675	548	416	597	548	416	486	420	345	90	91	62	21	37	9	78	–	–
1094	497	471	485	414	471	485	343	375	407	63	86	69	8	10	9	83	–	–
1095	154	122	101	139	122	101	103	94	72	32	27	28	4	1	1	15	–	–
1096	72	54	55	54	54	55	37	42	42	13	10	11	4	2	2	18	–	–
1099	1.158	1.030	952	988	1.030	952	806	844	765	164	172	174	18	14	13	170	–	–
1111	146	195	129	132	131	81	112	113	68	18	18	12	2	–	1	14	64	48
1112	48	62	41	45	46	27	40	40	23	4	6	4	1	–	–	3	16	14
1113	540	402	318	516	391	309	444	320	252	63	58	50	9	13	7	24	11	9
1121	110	113	117	95	113	117	73	92	93	20	20	23	2	1	1	15	–	–
1122	892	702	509	798	702	509	651	551	398	137	147	108	10	4	3	94	–	–
1210	1	2	–	1	2	–	1	1	–	–	1	–	–	–	–	–	–	–
1220	39	22	36	38	14	29	28	6	22	9	8	7	1	–	–	1	8	7
1311	317	267	208	275	267	208	234	228	186	40	37	21	1	2	1	42	–	–
1312	45	29	25	39	29	25	32	26	23	5	1	2	2	2	–	6	–	–
1313	225	156	120	202	156	120	174	130	102	20	18	17	8	8	1	23	–	–
1314	75	49	32	65	49	32	51	36	26	13	13	6	1	–	–	10	–	–
1321	416	340	313	334	340	313	290	286	249	44	51	61	–	3	3	82	–	–
1322	25	19	17	21	19	17	18	16	12	3	3	5	–	–	–	4	–	–
1323	472	487	318	426	487	318	347	398	247	77	84	70	2	5	1	46	–	–
1330	182	163	99	159	163	99	127	132	77	30	29	22	2	2	–	23	–	–
1340	474	399	264	419	399	264	336	329	218	75	68	38	8	2	8	55	–	–
1351	451	343	316	340	343	316	256	264	234	78	69	76	6	10	6	111	–	–
1352	114	80	39	94	80	39	72	62	31	17	14	8	5	4	–	20	–	–
1353	43	49	59	41	49	59	33	44	48	7	5	7	1	–	4	2	–	–
1354	241	229	171	212	229	171	171	182	147	36	40	24	5	7	–	29	–	–
1359	969	645	501	866	645	501	729	530	404	123	100	90	14	15	7	103	–	–
1411	628	492	488	498	492	488	338	369	363	152	113	113	8	10	12	130	–	–
1412	2.027	1.273	905	1.253	1.273	905	837	802	570	362	417	302	54	54	33	774	–	–
1413	168	114	101	116	114	101	83	78	73	31	32	27	2	4	1	52	–	–
1414	116	87	64	92	79	62	70	65	47	20	14	15	2	–	–	24	8	2
1421	145	96	120	108	95	120	85	69	84	21	22	35	2	4	1	37	1	–
1422	40	18	12	15	17	12	5	4	10	6	11	2	4	2	–	25	1	–
1510	405	318	301	322	318	301	270	267	247	46	51	53	6	–	1	83	–	–
1521	97	78	75	68	56	60	51	43	47	15	11	10	2	2	3	29	22	15
1529	117	60	59	94	60	59	69	47	51	22	12	7	3	1	1	23	–	–
1531	522	304	182	358	299	179	228	193	112	126	100	66	4	6	1	164	5	3
1532	181	109	76	153	105	75	109	67	51	43	36	24	1	2	–	28	4	1
1533	231	171	119	209	171	118	141	107	71	68	61	47	–	3	–	22	–	1
1539	204	205	131	170	205	131	103	125	69	66	76	61	1	4	1	34	–	–
1540	142	77	93	106	77	93	86	54	75	20	22	16	–	1	2	36	–	–
1610	555	514	562	455	437	494	416	413	464	37	23	27	2	1	3	100	77	68
1621	164	178	142	151	178	142	135	156	134	14	18	7	2	4	1	13	–	–
1622	218	203	155	177	203	155	155	182	137	19	18	17	3	3	1	41	–	–
1623	502	436	376	445	436	376	397	407	356	40	27	19	8	2	1	57	–	–
1629	379	302	242	315	302	242	282	266	214	30	33	27	3	3	1	64	–	–
1710	258	234	213	253	234	213	234	223	196	12	10	13	7	1	4	5	–	–
1721	562	497	401	515	488	394	445	437	347	62	47	45	8	4	2	47	9	7
1722	44	37	47	28	37	42	27	33	36	1	4	6	–	–	–	16	–	5
1731	276	280	281	245	227	241	206	195	200	35	31	35	4	1	6	31	53	40
1732	149	106	69	127	100	65	106	86	49	17	13	14	4	1	2	22	6	4
1733	869	661	586	726	660	582	613	573	501	109	82	77	4	5	4	143	1	4
1741	232	259	223	203	231	202	176	198	176	24	30	24	3	3	2	29	28	21
1742	370	308	274	334	308	274	292	269	244	40	36	26	2	3	4	36	–	–
1749	227	257	232	207	246	223	174	201	185	31	41	37	2	4	1	20	11	9
1811	363	346	279	321	304	260	249	243	201	60	51	52	12	10	7	42	42	19
1812	338	427	349	328	299	264	240	208	181	81	77	78	7	14	5	10	128	85
1813	423	386	318	369	383	314	269	296	239	87	80	67	13	7	8	54	3	4
1821	118	110	91	103	105	89	74	74	61	27	31	25	2	–	3	15	5	2
1822	73	76	56	59	76	56	44	53	42	13	21	12	2	2	2	14	–	–
1830	3	1	3	2	1	3	1	–	3	1	–	–	–	1	–	1	–	–
1910	3	31	22	3	3	3	3	2	3	–	1	–	–	–	–	–	28	19
1921	836	714	645	829	709	641	590	487	434	213	199	200	26	23	7	7	5	4
1922	113	145	124	110	145	124	91	99	107	18	44	17	1	2	–	3	–	–
1931	3.241	2.493	2.264	2.920	2.465	2.240	2.791	2.309	2.099	126	154	139	3	2	2	321	28	24
1932	15	12	15	13	8	13	11	4	11	2	4	2	–	–	–	2	4	2
2011	18	18	14	17	18	14	13	14	13	4	3	1	–	1	–	1	–	–
2012	34	33	41	30	33	41	24	25	33	6	5	8	–	3	–	4	–	–
2013	477	415	419	443	415	419	388	367	371	48	47	45	7	1	3	34	–	–
2014	43	40	34	41	40	34	27	28	27	13	10	7	1	2	–	2	–	–
2019	158	162	159	149	162	159	130	141	130	12	21	25	7	–	4	9	–	–
2021	87	88	52	85	77	49	67	63	40	18	13	8	–	1	1	2	11	3
2022	27	25	19	26	18	12	24	16	10	2	2	2	–	–	–	1	7	7
2029	295	261	275	272	257	267	244	220	237	25	34	27	3	3	3	23	4	8
2031	139	109	103	131	99	89	113	91	74	18	7	15	–	1	–	8	10	14
2032	50	55	52	46	55	52	34	43	38	10	9	14	2	3	–	4	–	–

Capítulo 1 - Brasil e Grandes Regiões

1.4 - Quantidade de acidentes do trabalho, por situação do registro e motivo, segundo a Classificação Nacional de Atividades Econômicas (CNAE), na Região Sudeste - 2013/2015

(continuação)

CNAE	QUANTIDADE DE ACIDENTES DO TRABALHO																	
	Total			Com CAT Registrada												Sem CAT Registrada		
				Total			Motivo											
							Típico			Trajeto			Doença do Trabalho					
	2013	2014	2015	2013	2014	2015	2013	2014	2015	2013	2014	2015	2013	2014	2015	2013	2014	2015
2033	11	7	25	11	7	25	10	7	25	1	–	–	–	–	–	–	–	–
2040	143	166	142	135	135	118	115	112	104	19	19	13	1	4	1	8	31	24
2051	73	66	44	69	66	44	54	58	36	10	7	8	5	1	–	4	–	–
2052	27	29	35	26	29	35	22	23	27	4	6	7	–	–	1	1	–	–
2061	244	251	178	209	251	178	143	198	129	57	50	48	9	3	1	35	–	–
2062	242	294	264	213	294	264	173	244	242	40	46	19	–	4	3	29	–	–
2063	763	679	601	654	679	601	515	516	445	101	133	138	38	30	18	109	–	–
2071	314	322	281	281	322	281	231	253	194	42	54	79	8	15	8	33	–	–
2072	25	19	21	25	19	21	18	17	14	6	2	7	1	–	–	–	–	–
2073	57	63	31	49	63	31	45	48	28	3	5	3	1	10	–	8	–	–
2091	102	128	123	94	91	88	83	72	79	9	17	9	2	2	–	8	37	35
2092	143	104	100	109	104	100	87	86	76	13	18	22	9	–	2	34	–	–
2093	158	154	136	150	154	136	125	115	109	24	34	26	1	5	1	8	–	–
2094	6	4	5	6	4	5	6	3	2	–	1	3	–	–	–	–	–	–
2099	626	583	524	586	583	524	480	472	414	96	89	93	10	22	17	40	–	–
2110	79	84	79	71	83	77	59	58	56	11	25	19	1	–	2	8	1	2
2121	1.001	874	908	893	860	896	653	607	680	200	208	201	40	45	15	108	14	12
2122	117	156	107	107	151	104	80	132	85	20	16	18	7	3	1	10	5	3
2123	8	10	11	6	10	11	5	6	8	1	3	3	–	1	–	2	–	–
2211	757	684	480	651	662	465	536	535	375	63	64	55	52	63	35	106	22	15
2212	197	190	161	168	187	161	146	152	130	16	28	27	6	7	4	29	3	–
2219	1.115	1.024	774	889	832	626	736	671	518	120	110	94	33	51	14	226	192	148
2221	452	400	362	422	397	360	359	333	242	30	32	39	33	32	79	30	3	2
2222	2.178	2.006	1.732	1.940	1.986	1.725	1.656	1.681	1.447	248	259	242	36	46	36	238	20	7
2223	372	329	279	345	329	279	294	275	227	29	41	23	22	13	29	27	–	–
2229	3.926	3.259	2.338	3.495	3.256	2.332	2.949	2.720	1.931	483	456	358	63	80	43	431	3	6
2311	577	586	491	543	559	480	478	488	414	52	56	52	13	15	14	34	27	11
2312	281	190	136	254	190	136	187	159	117	24	23	15	43	8	4	27	–	–
2319	320	256	295	283	256	295	240	211	255	39	42	36	4	3	4	37	–	–
2320	292	272	181	265	260	174	242	193	152	19	48	13	4	19	9	27	12	7
2330	1.775	1.291	1.027	1.475	1.291	1.027	1.292	1.103	890	148	159	100	35	29	37	300	–	–
2341	193	149	104	164	149	104	142	129	92	20	14	11	2	6	1	29	–	–
2342	1.601	1.163	981	1.104	1.163	981	964	1.004	857	131	146	115	9	13	9	497	–	–
2349	303	212	187	192	212	187	145	155	142	40	51	38	7	6	7	111	–	–
2391	854	763	699	705	763	699	602	648	587	96	108	106	7	7	6	149	–	–
2392	157	144	134	149	144	134	114	127	116	9	3	9	26	14	9	8	–	–
2399	578	502	420	498	502	420	423	413	354	69	84	60	6	5	6	80	–	–
2411	326	305	184	286	305	184	259	274	171	21	26	13	6	5	–	40	–	–
2412	283	187	87	260	185	85	212	173	78	19	11	7	29	1	–	23	2	2
2421	84	82	42	63	82	42	56	76	39	7	6	3	–	–	–	21	–	–
2422	455	487	466	433	484	466	327	377	340	94	84	78	12	23	48	22	3	–
2423	706	719	527	658	719	527	542	558	395	77	77	66	39	84	66	48	–	–
2424	619	492	335	563	492	335	476	416	278	48	35	40	39	41	17	56	–	–
2431	393	326	192	345	325	191	271	265	155	37	30	14	37	30	22	48	1	1
2439	88	89	63	80	89	63	73	77	53	5	8	8	2	4	2	8	–	–
2441	501	317	254	431	317	254	369	266	209	35	25	28	27	26	17	70	–	–
2442	11	9	7	10	9	6	6	6	4	4	3	2	–	–	–	1	–	1
2443	205	114	121	168	114	121	135	86	96	7	9	8	26	19	17	37	–	–
2449	227	172	143	184	172	143	164	152	128	13	14	9	7	6	6	43	–	–
2451	1.670	1.417	958	1.484	1.416	958	1.316	1.253	869	103	98	57	65	65	32	186	1	–
2452	413	369	278	368	335	245	309	268	202	30	36	23	29	31	20	45	34	33
2511	1.557	1.337	923	1.403	1.230	850	1.225	1.044	745	143	154	91	35	32	14	154	107	73
2512	1.003	850	667	854	847	665	718	696	578	126	137	83	10	14	4	149	3	2
2513	558	501	308	473	501	308	400	410	267	53	61	31	20	30	10	85	–	–
2521	316	258	182	289	251	179	250	220	160	31	28	17	8	3	2	27	7	3
2522	99	140	77	85	94	47	74	79	39	11	15	8	–	–	–	14	46	30
2531	219	146	83	191	146	83	153	126	73	10	15	8	28	5	2	28	–	–
2532	1.037	754	533	949	754	533	838	631	461	90	96	61	21	27	11	88	–	–
2539	1.298	1.094	801	1.105	1.094	801	945	918	666	130	138	110	30	38	25	193	–	–
2541	24	15	8	17	15	8	16	13	7	–	2	1	1	–	–	7	–	–
2542	638	580	501	540	580	501	464	485	432	69	76	59	7	19	10	98	–	–
2543	326	244	187	291	244	187	238	196	158	44	43	27	9	5	2	35	–	–
2550	146	140	155	132	140	155	108	118	135	12	12	15	12	10	5	14	–	–
2591	490	392	346	448	392	346	383	335	306	49	42	31	16	15	9	42	–	–
2592	702	551	417	613	551	417	522	475	355	77	68	48	14	8	14	89	–	–
2593	345	339	276	279	339	276	234	269	212	34	53	51	11	17	13	66	–	–
2599	2.616	2.220	1.746	2.386	2.220	1.746	2.089	1.933	1.512	244	248	210	53	39	24	230	–	–
2610	212	213	178	181	213	178	133	113	110	40	86	65	8	14	3	31	–	–
2621	143	97	71	135	97	71	73	60	41	52	32	29	10	5	1	8	–	–
2622	208	265	228	184	265	228	103	166	125	61	81	90	20	18	13	24	–	–
2631	107	72	53	95	72	53	62	53	40	25	17	13	8	2	–	12	–	–
2632	164	100	68	157	100	68	65	46	36	61	38	24	31	16	8	7	–	–
2640	50	43	42	40	43	42	33	25	29	5	17	12	2	1	1	10	–	–
2651	268	263	181	245	263	181	175	190	127	66	69	50	4	4	4	23	–	–
2652	10	5	1	10	5	1	3	3	1	7	2	–	–	–	–	–	–	–
2660	87	74	57	83	74	57	64	46	37	17	27	20	2	1	–	4	–	–

Capítulo 1 - Brasil e Grandes Regiões

1.4 - Quantidade de acidentes do trabalho, por situação do registro e motivo, segundo a Classificação Nacional de Atividades Econômicas (CNAE), na Região Sudeste - 2013/2015

(continuação)

CNAE	QUANTIDADE DE ACIDENTES DO TRABALHO																	
	Total			Com CAT Registrada												Sem CAT Registrada		
				Total			Motivo											
							Típico			Trajeto			Doença do Trabalho					
	2013	2014	2015	2013	2014	2015	2013	2014	2015	2013	2014	2015	2013	2014	2015	2013	2014	2015
2670	10	6	13	9	6	13	3	5	7	6	1	6	–	–	–	1	–	–
2680	1	1	–	1	1	–	1	1	–	–	–	–	–	–	–	–	–	–
2710	719	526	375	676	526	375	555	417	291	112	86	68	9	23	16	43	–	–
2721	40	34	32	35	33	17	30	29	14	1	3	2	4	1	1	5	1	15
2722	113	91	46	94	83	39	76	69	30	14	11	5	4	3	4	19	8	7
2731	417	331	315	383	316	313	297	228	230	82	76	75	4	12	8	34	15	2
2732	164	140	103	141	140	103	110	100	72	29	35	29	2	5	2	23	–	–
2733	638	512	394	550	512	394	430	389	295	81	81	68	39	42	31	88	–	–
2740	285	208	139	251	208	139	207	161	108	38	42	27	6	5	4	34	–	–
2751	691	561	435	533	502	403	337	318	206	106	86	71	90	98	126	158	59	32
2759	245	180	141	185	180	141	157	145	103	26	29	32	2	6	6	60	–	–
2790	390	332	275	352	332	275	263	229	193	72	87	80	17	16	2	38	–	–
2811	254	264	161	233	227	149	197	189	129	32	28	17	4	10	3	21	37	12
2812	287	313	213	257	303	210	224	259	177	29	39	27	4	5	6	30	10	3
2813	330	263	215	284	259	211	229	208	162	48	47	45	7	4	4	46	4	4
2814	78	65	49	73	65	49	63	51	42	8	13	7	2	1	–	5	–	–
2815	238	205	193	219	205	193	178	163	150	36	37	35	5	5	8	19	–	–
2821	183	185	142	169	176	141	145	152	121	22	22	19	2	2	1	14	9	1
2822	556	509	350	489	500	349	418	409	306	55	84	37	16	7	6	67	9	1
2823	322	287	227	286	287	227	234	249	196	44	35	26	8	3	5	36	–	–
2824	28	37	13	26	37	13	25	28	11	1	9	2	–	–	–	2	–	–
2825	42	51	36	36	51	36	31	36	32	5	13	4	–	2	–	6	–	–
2829	1.425	1.212	996	1.290	1.212	996	1.063	1.008	808	187	170	163	40	34	25	135	–	–
2831	88	87	81	85	74	76	61	50	55	20	23	17	4	1	4	3	13	5
2832	49	56	40	42	56	40	32	50	34	8	6	6	2	–	–	7	–	–
2833	1.313	1.247	1.101	1.204	1.232	1.083	1.001	1.022	896	197	194	177	6	16	10	109	15	18
2840	458	359	278	425	359	278	358	304	239	48	49	32	19	6	7	33	–	–
2851	135	114	80	126	114	80	82	77	56	34	35	23	10	2	1	9	–	–
2852	262	206	160	242	206	160	211	184	141	31	22	18	–	–	1	20	–	–
2853	210	151	69	149	151	69	91	62	45	24	23	14	34	66	10	61	–	–
2854	437	238	147	411	238	147	378	204	122	27	29	24	6	5	1	26	–	–
2861	190	158	110	170	158	110	136	124	98	28	27	11	6	7	1	20	–	–
2862	364	351	255	329	351	255	277	301	213	48	47	40	4	3	2	35	–	–
2863	28	16	27	24	16	27	19	14	19	4	2	8	1	–	–	4	–	–
2864	19	20	17	16	20	17	13	14	13	2	3	2	1	3	2	3	–	–
2865	38	26	20	35	26	20	26	22	16	7	3	4	2	1	–	3	–	–
2866	46	39	24	45	39	24	32	31	15	12	8	9	1	–	–	1	–	–
2869	1.024	897	646	896	897	646	756	748	534	126	130	103	14	19	9	128	–	–
2910	4.264	2.345	1.311	3.359	2.330	1.309	2.219	1.444	795	375	313	231	765	573	283	905	15	2
2920	1.170	582	382	1.096	557	361	881	409	243	60	43	23	155	105	95	74	25	21
2930	1.522	1.549	942	1.380	1.549	942	1.250	1.424	863	109	103	73	21	22	6	142	–	–
2941	1.264	721	584	1.002	721	584	663	481	401	143	113	109	196	127	74	262	–	–
2942	333	269	264	277	269	264	208	208	207	38	42	34	31	19	23	56	–	–
2943	353	265	201	310	265	201	265	219	161	26	29	25	19	17	15	43	–	–
2944	605	428	272	486	428	272	400	344	207	48	54	44	38	30	21	119	–	–
2945	446	306	213	341	306	213	235	200	142	69	89	59	37	17	12	105	–	–
2949	5.645	4.071	3.056	5.022	4.071	3.056	3.890	3.132	2.338	750	588	498	382	351	220	623	–	–
2950	88	70	49	73	70	49	52	55	39	19	14	10	2	1	–	15	–	–
3011	1.367	1.059	766	1.206	1.059	766	1.077	941	685	86	82	56	43	36	25	161	–	–
3012	14	12	14	11	12	13	10	11	9	1	1	4	–	–	–	3	–	1
3031	293	232	136	238	232	136	180	155	86	28	29	25	30	48	25	55	–	–
3032	68	66	71	57	66	71	47	50	53	7	12	9	3	4	9	11	–	–
3041	446	351	306	367	351	306	272	254	249	34	53	38	61	44	19	79	–	–
3042	90	63	49	84	63	49	73	47	38	4	10	6	7	6	5	6	–	–
3091	35	28	20	28	28	20	21	20	10	7	8	10	–	–	–	7	–	–
3092	133	93	77	112	93	77	91	79	57	20	13	19	1	1	1	21	–	–
3099	77	65	33	74	65	33	61	57	29	13	8	4	–	–	–	3	–	–
3101	2.615	2.089	1.707	2.136	2.089	1.707	1.723	1.714	1.414	362	327	267	51	48	26	479	–	–
3102	872	641	392	728	641	392	599	534	323	110	79	61	19	28	8	144	–	–
3103	65	65	33	57	65	33	40	52	25	16	11	8	1	2	–	8	–	–
3104	305	272	209	268	272	209	220	210	177	42	52	29	6	10	3	37	–	–
3211	76	47	55	64	47	55	32	19	23	31	26	32	1	2	–	12	–	–
3212	95	67	50	79	64	45	53	35	27	25	28	18	1	1	–	16	3	5
3220	31	45	34	26	45	34	19	37	30	7	7	4	–	1	–	5	–	–
3230	63	117	115	49	45	30	46	39	27	3	5	3	–	1	–	14	72	85
3240	251	193	185	211	193	185	168	163	159	38	30	24	5	–	2	40	–	–
3250	723	666	572	618	666	572	386	426	389	203	201	168	29	39	15	105	–	–
3291	71	154	139	59	40	49	44	33	39	15	5	8	–	2	2	12	114	90
3292	203	145	101	168	145	101	133	111	81	31	32	19	4	2	1	35	–	–
3299	402	395	342	361	395	342	280	319	265	72	68	71	9	8	6	41	–	–
3311	82	78	52	66	78	52	58	69	43	7	8	9	1	1	–	16	–	–
3312	37	32	69	31	32	69	17	20	44	12	12	24	2	–	1	6	–	–
3313	158	122	110	139	122	110	109	97	77	27	25	31	3	–	2	19	–	–
3314	1.060	868	738	921	868	738	698	666	566	203	182	159	20	20	13	139	–	–
3315	33	46	32	30	46	32	26	33	24	4	9	6	–	4	2	3	–	–
3316	238	203	195	228	203	195	184	155	158	38	43	37	6	5	–	10	–	–

Capítulo 1 - Brasil e Grandes Regiões

1.4 - Quantidade de acidentes do trabalho, por situação do registro e motivo, segundo a Classificação Nacional de Atividades Econômicas (CNAE), na Região Sudeste - 2013/2015

(continuação)

CNAE	QUANTIDADE DE ACIDENTES DO TRABALHO																	
	Total			Com CAT Registrada												Sem CAT Registrada		
				Total			Motivo											
							Típico			Trajeto			Doença do Trabalho					
	2013	2014	2015	2013	2014	2015	2013	2014	2015	2013	2014	2015	2013	2014	2015	2013	2014	2015
3317	94	152	90	76	152	90	65	127	68	10	17	21	1	8	1	18	–	–
3319	94	62	98	83	62	98	66	51	68	17	11	29	–	–	1	11	–	–
3321	214	173	155	181	173	155	142	133	122	37	36	32	2	4	1	33	–	–
3329	160	124	108	136	124	108	102	95	90	32	26	18	2	3	–	24	–	–
3511	272	343	309	257	232	216	196	178	171	59	51	39	2	3	6	15	111	93
3512	144	96	92	140	91	89	112	63	69	24	25	17	4	3	3	4	5	3
3513	36	33	16	33	33	16	20	18	9	13	13	7	–	2	–	3	–	–
3514	626	553	578	589	553	578	358	326	363	206	220	207	25	7	8	37	–	–
3520	43	25	19	41	25	19	25	16	16	15	9	3	1	–	–	2	–	–
3530	7	6	10	7	6	10	5	5	8	2	1	2	–	–	–	–	–	–
3600	1.685	1.399	1.245	1.491	1.399	1.245	1.126	1.111	995	285	249	225	80	39	25	194	–	–
3701	58	66	66	54	66	66	43	51	51	11	13	15	–	2	–	4	–	–
3702	214	173	190	197	173	190	168	155	179	24	15	11	5	3	–	17	–	–
3811	3.658	3.195	2.954	3.313	3.195	2.954	2.940	2.865	2.623	352	321	286	21	9	45	345	–	–
3812	51	74	50	45	74	50	37	68	44	6	6	6	2	–	–	6	–	–
3821	1.717	1.113	620	1.519	1.113	620	1.217	913	471	262	182	134	40	18	15	198	–	–
3822	164	202	221	156	202	221	136	185	205	18	17	16	2	–	–	8	–	–
3831	151	114	95	131	114	95	111	93	75	18	21	16	2	–	4	20	–	–
3832	149	117	117	123	117	117	114	96	100	7	20	13	2	1	4	26	–	–
3839	174	172	172	146	172	172	124	151	156	17	20	16	5	1	–	28	–	–
3900	34	32	29	33	32	29	32	26	21	1	6	8	–	–	–	1	–	–
4110	2.579	2.280	2.416	2.336	2.280	2.416	2.045	2.011	2.194	255	249	195	36	20	27	243	–	–
4120	9.171	7.229	6.011	7.373	7.199	5.981	6.265	6.113	5.063	982	961	831	126	125	87	1.798	30	30
4211	3.101	2.597	1.867	2.729	2.581	1.861	2.432	2.278	1.651	275	288	201	22	15	9	372	16	6
4212	1.120	886	868	999	886	868	827	759	734	123	104	114	49	23	20	121	–	–
4213	640	521	447	515	521	447	435	445	370	76	71	72	4	5	5	125	–	–
4221	2.153	3.142	2.960	1.919	1.814	1.804	1.659	1.527	1.545	240	266	241	20	21	18	234	1.328	1.156
4222	372	305	281	297	305	281	253	269	235	41	36	42	3	–	4	75	–	–
4223	87	98	52	77	76	42	60	59	34	17	17	7	–	–	1	10	22	10
4291	131	123	86	115	123	86	103	110	78	12	8	3	–	5	5	16	–	–
4292	1.911	1.465	842	1.611	1.465	842	1.394	1.278	713	190	168	122	27	19	7	300	–	–
4299	1.967	1.738	1.245	1.670	1.738	1.245	1.377	1.417	1.078	256	306	153	37	15	14	297	–	–
4311	51	43	31	45	43	31	35	34	28	9	9	3	1	–	–	6	–	–
4312	100	79	77	92	79	77	76	64	70	14	13	7	2	2	–	8	–	–
4313	596	573	555	475	573	555	377	459	469	93	105	81	5	9	5	121	–	–
4319	24	26	31	18	26	31	15	23	29	3	2	2	–	1	–	6	–	–
4321	1.259	960	958	1.026	960	958	755	688	700	261	260	247	10	12	11	233	–	–
4322	609	615	475	512	615	475	379	429	307	125	175	157	8	11	11	97	–	–
4329	669	562	545	533	562	545	403	409	387	102	150	152	28	3	6	136	–	–
4330	1.432	1.185	810	1.160	1.185	810	930	924	622	204	227	163	26	34	25	272	–	–
4391	503	455	339	422	455	339	372	422	306	43	29	29	7	4	4	81	–	–
4399	1.732	1.376	1.078	1.400	1.376	1.078	1.178	1.129	890	206	224	171	16	23	17	332	–	–
4511	1.395	1.240	1.002	1.230	1.236	1.001	787	806	643	426	409	351	17	21	7	165	4	1
4512	38	180	126	32	24	10	28	19	7	4	5	3	–	–	–	6	156	116
4520	1.283	1.015	842	1.019	1.015	842	752	743	609	232	253	217	35	19	16	264	–	–
4530	2.921	2.379	2.058	2.380	2.379	2.058	1.666	1.632	1.403	679	708	635	35	39	20	541	–	–
4541	391	383	299	312	332	271	142	140	112	165	190	156	5	2	3	79	51	28
4542	2	10	5	2	3	4	2	3	2	–	–	2	–	–	–	–	7	1
4543	22	34	16	20	26	10	15	12	7	5	14	3	–	–	–	2	8	6
4611	11	6	11	10	6	11	8	5	9	2	1	2	–	–	–	1	–	–
4612	29	2	2	26	2	2	21	1	1	5	–	1	–	1	–	3	–	–
4613	10	6	8	9	6	8	8	4	7	1	2	1	–	–	–	1	–	–
4614	16	7	3	16	7	3	13	1	3	3	6	–	–	–	–	–	–	–
4615	3	4	–	1	4	–	–	3	–	1	1	–	–	–	–	2	–	–
4616	7	13	4	6	13	4	6	6	3	–	7	1	–	–	–	1	–	–
4617	43	31	29	35	31	29	22	17	12	12	14	17	1	–	–	8	–	–
4618	19	10	10	16	10	10	11	8	3	5	2	6	–	–	1	3	–	–
4619	49	19	25	41	19	25	20	10	16	20	7	8	1	2	1	8	–	–
4621	209	215	171	179	215	171	159	185	149	18	26	21	2	4	1	30	–	–
4622	12	29	31	11	29	31	6	26	28	5	3	3	–	–	–	1	–	–
4623	206	134	165	154	134	165	106	97	126	43	34	38	5	3	1	52	–	–
4631	159	124	123	120	124	123	81	77	86	36	43	36	3	4	1	39	–	–
4632	122	107	90	80	107	90	56	85	67	21	21	22	3	1	1	42	–	–
4633	413	325	361	324	325	361	243	240	261	73	79	94	8	6	6	89	–	–
4634	327	313	245	266	313	245	208	245	190	50	53	50	8	15	5	61	–	–
4635	1.549	1.314	1.208	1.348	1.314	1.208	999	951	899	337	337	298	12	26	11	201	–	–
4636	53	41	33	42	41	33	19	24	21	23	17	12	–	–	–	11	–	–
4637	326	317	293	261	317	293	167	213	200	91	99	87	3	5	6	65	–	–
4639	970	871	820	860	871	820	642	623	601	209	229	210	9	19	9	110	–	–
4641	106	92	72	79	92	72	52	62	48	25	29	22	2	1	2	27	–	–
4642	115	97	84	96	97	84	47	53	50	43	39	29	6	5	5	19	–	–
4643	39	34	20	31	34	20	18	22	9	13	12	10	–	–	1	8	–	–
4644	218	213	234	185	213	234	111	121	144	71	87	88	3	5	2	33	–	–
4645	185	154	158	162	154	158	84	76	76	72	73	79	6	5	3	23	–	–
4646	218	240	279	191	240	279	115	122	159	68	112	116	8	6	4	27	–	–
4647	234	189	147	206	189	147	128	119	80	75	66	64	3	4	3	28	–	–

Capítulo 1 - Brasil e Grandes Regiões

1.4 - Quantidade de acidentes do trabalho, por situação do registro e motivo, segundo a Classificação Nacional de Atividades Econômicas (CNAE), na Região Sudeste - 2013/2015

(continuação)

CNAE	QUANTIDADE DE ACIDENTES DO TRABALHO																	
	Total			Com CAT Registrada												Sem CAT Registrada		
				Total			Motivo											
							Típico			Trajeto			Doença do Trabalho					
	2013	2014	2015	2013	2014	2015	2013	2014	2015	2013	2014	2015	2013	2014	2015	2013	2014	2015
4649	467	360	405	388	360	405	259	240	258	121	109	139	8	11	8	79	–	–
4651	93	82	71	81	82	71	44	46	26	36	34	43	1	2	2	12	–	–
4652	48	44	31	43	44	31	24	14	17	18	30	14	1	–	–	5	–	–
4661	208	199	202	176	199	202	134	161	160	41	36	42	1	2	–	32	–	–
4662	108	98	82	100	98	82	75	76	70	21	20	11	4	2	1	8	–	–
4663	310	262	210	271	262	210	194	182	153	71	75	51	6	5	6	39	–	–
4664	45	46	22	41	46	22	23	29	10	16	15	12	2	2	–	4	–	–
4665	51	34	34	39	34	34	29	26	23	8	8	10	2	–	1	12	–	–
4669	226	255	217	193	255	217	112	165	132	73	87	80	8	3	5	33	–	–
4671	152	142	91	116	142	91	93	118	84	21	20	6	2	4	1	36	–	–
4672	356	253	214	321	253	214	243	205	172	65	45	41	13	3	1	35	–	–
4673	74	70	72	58	70	72	44	60	49	12	10	21	2	–	2	16	–	–
4674	60	69	60	49	69	60	43	57	48	5	12	12	1	–	–	11	–	–
4679	513	434	437	441	434	437	377	354	356	55	76	73	9	4	8	72	–	–
4681	180	176	143	160	176	143	102	116	101	56	57	42	2	3	–	20	–	–
4682	413	372	391	373	372	391	326	316	328	35	50	45	12	6	18	40	–	–
4683	130	136	122	112	136	122	74	101	85	35	32	37	3	3	–	18	–	–
4684	122	120	108	105	120	108	76	92	78	25	26	28	4	2	2	17	–	–
4685	477	340	276	434	340	276	393	293	254	37	41	22	4	6	–	43	–	–
4686	254	232	208	222	232	208	184	190	178	37	39	30	1	3	–	32	–	–
4687	899	725	637	752	725	637	666	625	560	76	92	72	10	8	5	147	–	–
4689	435	347	253	364	347	253	271	245	204	82	95	46	11	7	3	71	–	–
4691	427	336	358	358	336	358	300	265	277	54	68	76	4	3	5	69	–	–
4692	22	25	30	15	25	30	8	19	14	7	6	16	–	–	–	7	–	–
4693	631	577	559	544	577	559	383	428	427	151	139	127	10	10	5	87	–	–
4711	13.275	11.784	10.754	11.170	11.784	10.754	9.198	9.723	8.765	1.831	1.925	1.863	141	136	126	2.105	–	–
4712	1.164	889	862	873	889	862	691	691	644	160	174	203	22	24	15	291	–	–
4713	1.207	760	764	1.029	760	764	671	490	481	288	246	266	70	24	17	178	–	–
4721	1.302	982	826	982	982	826	740	733	641	218	225	175	24	24	10	320	–	–
4722	748	611	562	563	611	562	470	509	442	85	93	113	8	9	7	185	–	–
4723	259	189	192	205	189	192	132	131	125	71	54	64	2	4	3	54	–	–
4724	460	355	348	385	355	348	316	273	272	63	79	69	6	3	7	75	–	–
4729	581	585	589	482	585	589	335	399	430	138	171	152	9	15	7	99	–	–
4731	1.374	1.081	1.006	1.082	1.081	1.006	585	570	530	486	494	465	11	17	11	292	–	–
4732	24	26	25	21	26	25	13	20	17	8	6	8	–	–	–	3	–	–
4741	225	176	142	171	176	142	98	106	75	71	70	66	2	–	1	54	–	–
4742	332	279	237	247	279	237	176	203	153	68	68	81	3	8	3	85	–	–
4743	461	414	313	372	414	313	306	353	263	61	53	43	5	8	7	89	–	–
4744	4.670	3.850	3.184	3.630	3.850	3.184	2.907	3.045	2.507	664	740	615	59	65	62	1.040	–	–
4751	453	403	374	368	403	374	166	188	180	198	205	193	4	10	1	85	–	–
4752	239	219	183	191	219	183	104	104	94	82	112	86	5	3	3	48	–	–
4753	1.903	1.386	1.010	1.579	1.386	1.010	932	865	614	461	407	332	186	114	64	324	–	–
4754	879	721	614	689	721	614	486	487	397	188	211	202	15	23	15	190	–	–
4755	239	230	187	183	230	187	108	146	103	72	77	79	3	7	5	56	–	–
4756	12	14	10	10	14	10	5	6	5	4	8	4	1	–	1	2	–	–
4757	123	129	95	100	129	95	60	82	57	37	46	36	3	1	2	23	–	–
4759	321	258	288	261	258	288	175	166	177	81	84	105	5	8	6	60	–	–
4761	333	283	228	267	283	228	158	169	134	105	108	93	4	6	1	66	–	–
4762	5	7	3	4	7	3	1	2	1	3	5	2	–	–	–	1	–	–
4763	247	246	234	204	246	234	128	153	135	69	91	96	7	2	3	43	–	–
4771	1.550	1.404	1.290	1.310	1.404	1.290	762	846	713	524	543	565	24	15	12	240	–	–
4772	232	178	201	184	178	201	105	90	100	76	82	97	3	6	4	48	–	–
4773	47	49	31	37	49	31	19	19	19	16	26	11	2	4	1	10	–	–
4774	100	99	81	76	99	81	35	46	33	39	50	46	2	3	2	24	–	–
4781	1.809	1.508	1.334	1.472	1.508	1.334	876	844	775	562	628	536	34	36	23	337	–	–
4782	638	505	515	524	505	515	315	295	312	196	201	196	13	9	7	114	–	–
4783	66	62	57	55	62	57	28	27	25	27	35	30	–	–	2	11	–	–
4784	435	335	327	338	335	327	256	240	228	75	86	95	7	9	4	97	–	–
4785	41	41	39	33	41	39	28	32	33	4	9	6	1	–	–	8	–	–
4789	2.290	1.920	1.588	1.856	1.920	1.588	1.272	1.310	1.052	536	566	502	48	44	34	434	–	–
4911	406	283	265	369	283	265	290	195	200	65	68	56	14	20	9	37	–	–
4912	1.376	1.079	1.086	1.303	1.079	1.086	1.042	843	856	253	228	220	8	8	10	73	–	–
4921	3.860	2.589	2.205	2.220	2.589	2.205	1.462	1.696	1.441	684	819	732	74	74	32	1.640	–	–
4922	1.122	698	644	725	698	644	530	493	446	173	191	192	22	14	6	397	–	–
4923	79	57	60	61	57	60	32	37	31	28	20	27	1	–	2	18	–	–
4924	48	32	23	33	32	23	21	19	12	11	11	9	1	2	2	15	–	–
4929	444	361	312	297	361	312	210	240	200	82	113	104	5	8	8	147	–	–
4930	10.040	7.906	6.775	8.026	7.905	6.772	6.103	5.957	5.151	1.812	1.850	1.526	111	98	95	2.014	1	3
4940	220	184	142	214	184	142	181	150	103	31	31	39	2	3	–	6	–	–
4950	1	2	2	–	2	2	–	2	1	–	–	1	–	–	–	1	–	–
5011	55	65	57	51	65	57	50	56	56	1	9	1	–	–	–	4	–	–
5012	8	18	13	8	18	13	7	17	11	1	1	2	–	–	–	–	–	–
5021	43	20	16	32	20	16	32	19	14	–	1	2	–	–	–	11	–	–
5022	3	2	–	–	2	–	–	2	–	–	–	–	–	–	–	3	–	–
5030	491	453	390	471	422	370	424	393	315	41	24	54	6	5	1	20	31	20
5091	35	37	32	31	37	32	23	29	22	8	8	10	–	–	–	4	–	–

Capítulo 1 - Brasil e Grandes Regiões

1.4 - Quantidade de acidentes do trabalho, por situação do registro e motivo, segundo a Classificação Nacional de Atividades Econômicas (CNAE), na Região Sudeste - 2013/2015

(continuação)

CNAE	QUANTIDADE DE ACIDENTES DO TRABALHO																	
	Total			Com CAT Registrada												Sem CAT Registrada		
				Total			Motivo											
							Típico			Trajeto			Doença do Trabalho					
	2013	2014	2015	2013	2014	2015	2013	2014	2015	2013	2014	2015	2013	2014	2015	2013	2014	2015
5111	674	764	650	621	616	528	410	399	350	208	216	173	3	1	5	53	148	122
5112	66	78	70	61	50	35	34	34	25	26	16	10	1	–	–	5	28	35
5120	18	33	15	15	20	10	6	14	3	9	6	7	–	–	–	3	13	5
5211	1.120	977	976	943	933	930	716	733	726	218	194	201	9	6	3	177	44	46
5212	463	651	517	390	400	369	276	321	292	101	69	75	13	10	2	73	251	148
5221	372	389	386	342	377	373	278	299	308	62	76	65	2	2	–	30	12	13
5222	169	153	144	154	149	144	104	99	83	48	49	61	2	1	–	15	4	–
5223	417	312	316	329	308	313	120	130	142	205	174	164	4	4	7	88	4	3
5229	375	283	281	307	279	274	224	206	206	79	70	64	4	3	4	68	4	7
5231	646	496	528	603	493	524	457	333	383	145	157	139	1	3	2	43	3	4
5232	52	116	56	44	91	46	27	63	25	16	28	20	1	–	1	8	25	10
5239	55	54	40	51	54	40	40	41	29	10	12	11	1	1	–	4	–	–
5240	667	584	526	614	584	526	463	415	383	147	162	142	4	7	1	53	–	–
5250	672	580	438	577	580	438	422	383	278	148	190	154	7	7	6	95	–	–
5310	9.020	8.529	8.515	8.395	8.529	8.515	7.329	7.459	7.499	773	684	615	293	386	401	625	–	–
5320	1.015	761	559	794	761	559	469	464	313	318	293	240	7	4	6	221	–	–
5510	1.461	1.246	1.268	1.157	1.246	1.268	842	918	946	287	306	306	28	22	16	304	–	–
5590	69	46	36	47	46	36	31	33	25	12	10	11	4	3	–	22	–	–
5611	7.020	5.882	5.674	5.623	5.882	5.674	4.236	4.391	4.300	1.266	1.371	1.296	121	120	78	1.397	–	–
5612	41	27	34	35	27	34	28	18	22	6	7	11	1	2	1	6	–	–
5620	4.135	3.280	2.509	3.257	3.280	2.509	2.664	2.580	1.903	526	643	571	67	57	35	878	–	–
5811	42	69	45	36	69	45	26	39	29	9	27	15	1	3	1	6	–	–
5812	51	31	34	47	31	34	28	16	21	19	15	12	–	–	1	4	–	–
5813	17	9	10	13	9	10	6	3	5	7	6	5	–	–	–	4	–	–
5819	14	10	5	11	10	5	4	5	3	7	5	1	–	–	1	3	–	–
5821	151	125	80	130	125	80	102	89	57	23	33	21	5	3	2	21	–	–
5822	142	118	124	124	118	124	74	65	72	49	51	49	1	2	3	18	–	–
5823	43	29	27	42	29	27	35	21	19	7	8	8	–	–	–	1	–	–
5829	126	137	104	108	137	104	78	100	82	29	36	22	1	1	–	18	–	–
5911	30	28	24	25	19	20	10	8	8	15	10	11	–	1	1	5	9	4
5912	4	2	2	3	2	2	1	–	–	1	1	2	1	1	–	1	–	–
5913	2	2	2	2	2	2	1	2	1	1	–	1	–	–	–	–	–	–
5914	73	79	76	64	79	76	48	68	53	15	10	23	1	1	–	9	–	–
5920	3	5	7	3	5	7	2	2	4	1	3	3	–	–	–	–	–	–
6010	43	59	39	37	24	27	15	11	11	21	10	14	1	3	2	6	35	12
6021	451	452	485	415	425	453	282	302	319	109	110	123	24	13	11	36	27	32
6022	11	12	13	10	11	11	4	4	7	6	6	4	–	1	–	1	1	2
6110	274	278	262	251	278	262	158	178	178	86	93	81	7	7	3	23	–	–
6120	286	215	436	221	215	436	88	72	220	123	136	213	10	7	3	65	–	–
6130	1	5	3	1	5	3	1	1	2	–	4	1	–	–	–	–	–	–
6141	252	277	28	219	274	26	125	156	19	93	118	6	1	–	1	33	3	2
6142	1	4	2	1	4	2	–	2	2	1	2	–	–	–	–	–	–	–
6143	29	9	19	18	9	19	4	3	11	13	6	8	1	–	–	11	–	–
6190	452	494	380	384	494	380	267	386	288	114	103	86	3	5	6	68	–	–
6201	252	1.066	834	223	236	256	57	66	60	162	165	188	4	5	8	29	830	578
6202	62	73	73	52	73	73	15	12	22	37	57	51	–	4	–	10	–	–
6203	108	88	100	90	88	100	20	20	19	67	65	78	3	3	3	18	–	–
6204	263	244	236	236	244	236	89	64	61	141	176	171	6	4	4	27	–	–
6209	273	235	228	233	235	228	77	92	77	152	141	147	4	2	4	40	–	–
6311	190	204	190	151	151	156	55	51	56	92	97	100	4	3	–	39	53	34
6319	36	22	32	32	22	32	14	4	10	18	18	22	–	–	–	4	–	–
6391	4	5	2	4	5	2	–	3	1	4	2	1	–	–	–	–	–	–
6399	26	20	19	24	20	19	8	7	6	16	13	13	–	–	–	2	–	–
6410	4	4	3	4	4	3	4	4	3	–	–	–	–	–	–	–	–	–
6421	304	234	260	269	234	260	193	180	208	58	39	40	18	15	12	35	–	–
6422	4.466	2.940	2.732	2.968	2.940	2.732	784	813	786	583	538	561	1.601	1.589	1.385	1.498	–	–
6423	310	227	219	177	227	219	77	102	108	86	112	97	14	13	14	133	–	–
6424	59	44	60	51	44	60	16	10	21	32	30	34	3	4	5	8	–	–
6431	6	6	13	5	6	13	1	1	3	4	4	9	–	1	1	1	–	–
6432	4	4	2	3	4	2	2	4	1	1	–	1	–	–	–	1	–	–
6433	59	55	32	59	55	32	10	12	5	49	42	27	–	1	–	–	–	–
6434	6	6	4	6	6	4	2	1	3	4	5	1	–	–	–	–	–	–
6435	3	4	1	3	–	–	–	–	–	3	–	–	–	–	–	–	4	1
6436	45	18	12	42	18	12	14	8	4	26	10	6	2	–	2	3	–	–
6437	1	–	–	1	–	–	–	–	–	1	–	–	–	–	–	–	–	–
6450	7	2	5	7	2	5	1	–	1	6	2	4	–	–	–	–	–	–
6461	–	1	–	–	1	–	–	–	–	–	1	–	–	–	–	–	–	–
6462	158	164	165	147	164	165	100	98	108	44	64	55	3	2	2	11	–	–
6463	55	28	31	45	28	31	41	17	26	3	11	5	1	–	–	10	–	–
6470	4	7	5	4	7	5	4	7	5	–	–	–	–	–	–	–	–	–
6491	4	5	3	2	5	3	–	1	2	2	4	1	–	–	–	2	–	–
6492	1	–	–	1	–	–	–	–	–	1	–	–	–	–	–	–	–	–
6493	56	45	36	48	45	36	21	18	16	27	27	20	–	–	–	8	–	–
6499	20	14	21	20	14	21	11	3	7	9	9	14	–	2	–	–	–	–
6511	28	52	60	23	52	60	8	20	14	15	28	45	–	4	1	5	–	–
6512	134	144	105	117	144	105	39	42	33	72	96	72	6	6	–	17	–	–

Capítulo 1 - Brasil e Grandes Regiões

1.4 - Quantidade de acidentes do trabalho, por situação do registro e motivo, segundo a Classificação Nacional de Atividades Econômicas (CNAE), na Região Sudeste - 2013/2015

(continuação)

CNAE	QUANTIDADE DE ACIDENTES DO TRABALHO																	
	Total			Com CAT Registrada												Sem CAT Registrada		
				Total			Motivo											
							Típico			Trajeto			Doença do Trabalho					
	2013	2014	2015	2013	2014	2015	2013	2014	2015	2013	2014	2015	2013	2014	2015	2013	2014	2015
6520	42	19	23	38	19	23	8	6	5	28	13	16	2	–	2	4	–	–
6530	11	10	5	11	10	5	3	7	5	8	3	–	–	–	–	–	–	–
6541	43	55	42	43	55	42	12	14	9	31	38	33	–	3	–	–	–	–
6542	22	16	15	21	16	15	7	7	6	13	7	8	1	2	1	1	–	–
6550	859	851	942	792	851	942	465	510	579	318	336	361	9	5	2	67	–	–
6611	2	10	6	1	8	2	1	6	–	–	2	2	–	–	–	1	2	4
6612	25	27	32	24	22	32	4	3	6	19	19	26	1	–	–	1	5	–
6613	18	47	33	15	24	20	3	11	8	10	12	12	2	1	–	3	23	13
6619	88	87	79	74	87	79	24	38	33	45	44	39	5	5	7	14	–	–
6621	13	18	19	13	8	9	5	3	3	7	4	6	1	1	–	–	10	10
6622	73	89	70	65	88	70	14	22	16	49	62	52	2	4	2	8	1	–
6629	32	19	27	24	19	27	5	6	4	16	10	23	3	3	–	8	–	–
6630	19	49	56	6	3	11	3	1	9	3	2	2	–	–	–	13	46	45
6810	479	368	364	420	368	364	366	305	308	47	57	50	7	6	6	59	–	–
6821	172	136	127	148	136	127	78	67	70	67	66	53	3	3	4	24	–	–
6822	212	183	187	196	183	187	116	120	120	78	60	67	2	3	–	16	–	–
6911	144	148	170	117	148	170	45	32	55	68	114	114	4	2	1	27	–	–
6912	45	50	39	43	50	39	18	12	13	24	37	26	1	1	–	2	–	–
6920	732	764	692	642	764	692	215	266	196	419	489	484	8	9	12	90	–	–
7010	8	14	7	8	9	4	8	9	4	–	–	–	–	–	–	–	5	3
7020	376	339	361	339	337	361	127	126	141	206	204	209	6	7	11	37	2	–
7111	38	54	27	29	54	27	23	42	21	5	12	6	1	–	–	9	–	–
7112	1.819	1.751	1.442	1.591	1.751	1.442	1.086	1.239	1.038	491	490	393	14	22	11	228	–	–
7119	267	253	178	248	253	178	173	160	106	70	89	70	5	4	2	19	–	–
7120	196	157	146	169	157	146	90	87	78	75	64	67	4	6	1	27	–	–
7210	450	400	332	439	394	327	340	305	243	87	83	78	12	6	6	11	6	5
7220	18	28	18	17	15	13	13	11	9	4	4	4	–	–	–	1	13	5
7311	54	76	69	42	34	40	15	12	11	26	21	28	1	1	1	12	42	29
7312	31	22	25	28	22	25	16	15	18	12	7	7	–	–	–	3	–	–
7319	180	179	209	138	179	209	63	71	109	71	105	98	4	3	2	42	–	–
7320	21	64	48	18	38	34	3	15	13	13	23	21	2	–	–	3	26	14
7410	25	12	24	23	12	24	15	9	18	8	3	6	–	–	–	2	–	–
7420	69	87	66	57	53	32	42	27	21	14	24	8	1	2	3	12	34	34
7490	365	316	319	329	316	319	225	202	229	102	104	83	2	10	7	36	–	–
7500	33	29	27	24	29	27	13	17	16	11	10	8	–	2	3	9	–	–
7711	248	238	231	196	238	231	118	142	129	73	86	94	5	10	8	52	–	–
7719	68	74	39	53	74	39	48	52	29	5	19	9	–	3	1	15	–	–
7721	18	4	7	15	4	7	4	3	4	11	1	3	–	–	–	3	–	–
7722	17	15	28	14	15	28	8	8	14	6	7	14	–	–	–	3	–	–
7723	34	22	24	23	22	24	16	10	18	6	10	5	1	2	1	11	–	–
7729	59	63	57	49	63	57	35	46	39	13	17	18	1	–	–	10	–	–
7731	30	38	22	22	38	22	20	33	17	2	5	5	–	–	–	8	–	–
7732	676	521	509	559	521	509	458	405	394	97	107	111	4	9	4	117	–	–
7733	60	60	66	47	54	58	18	17	17	27	37	40	2	–	1	13	6	8
7739	501	440	420	412	440	420	318	333	326	88	101	88	6	6	6	89	–	–
7740	19	19	23	18	19	23	8	7	8	10	11	15	–	1	–	1	–	–
7810	576	429	408	470	429	408	176	171	145	285	249	257	9	9	6	106	–	–
7820	2.062	1.411	1.009	1.644	1.411	1.009	833	660	400	778	732	588	33	19	21	418	–	–
7830	572	406	395	408	406	395	210	192	178	184	205	214	14	9	3	164	–	–
7911	92	111	104	68	111	104	22	35	40	45	70	62	1	6	2	24	–	–
7912	5	1	–	4	1	–	–	1	–	4	–	–	–	–	–	1	–	–
7990	3	7	4	2	7	4	1	1	2	1	6	2	–	–	–	1	–	–
8011	2.183	1.658	1.416	1.594	1.653	1.411	502	474	383	1.084	1.163	1.013	8	16	15	589	5	5
8012	833	692	649	701	667	633	379	362	330	292	291	293	30	14	10	132	25	16
8020	307	302	282	272	302	282	158	162	170	111	139	112	3	1	–	35	–	–
8030	1	72	73	–	–	1	–	–	–	–	–	1	–	–	–	1	72	72
8111	847	707	682	621	707	682	271	312	309	332	370	363	18	25	10	226	–	–
8112	2.497	2.219	2.153	2.081	2.219	2.153	1.473	1.595	1.542	560	568	575	48	56	36	416	–	–
8121	4.520	3.052	2.573	2.936	3.049	2.571	1.669	1.703	1.436	1.183	1.255	1.076	84	91	59	1.584	3	2
8122	233	138	165	189	132	161	124	68	92	63	62	69	2	2	–	44	6	4
8129	893	793	680	759	793	680	593	613	508	164	167	162	2	13	10	134	–	–
8130	159	165	199	122	116	162	88	93	135	32	22	26	2	1	1	37	49	37
8211	1.097	947	918	843	781	829	427	419	424	399	346	397	17	16	8	254	166	89
8219	329	330	259	267	330	259	148	165	115	115	154	142	4	11	2	62	–	–
8220	2.325	1.547	1.370	1.678	1.533	1.368	552	491	444	1.067	980	878	59	62	46	647	14	2
8230	187	129	162	151	129	162	104	83	115	44	40	43	3	6	4	36	–	–
8291	241	337	242	183	227	166	55	72	55	123	137	106	5	18	5	58	110	76
8292	195	145	139	166	145	139	114	119	112	43	22	26	9	4	1	29	–	–
8299	2.036	1.709	1.344	1.686	1.709	1.344	1.065	1.040	826	585	632	494	36	37	24	350	–	–
8411	14.850	10.664	10.118	10.412	10.664	10.118	8.074	8.213	7.784	2.205	2.311	2.234	133	140	100	4.438	–	–
8412	172	140	155	149	140	155	108	97	127	39	42	27	2	1	1	23	–	–
8413	96	91	52	84	91	52	48	51	28	36	39	24	–	1	–	12	–	–
8422	64	55	75	64	55	75	63	54	72	–	1	2	1	–	1	–	–	–
8423	42	47	29	37	47	29	34	34	26	3	12	2	–	1	1	5	–	–
8424	46	34	51	34	34	51	27	25	35	6	7	16	1	2	–	12	–	–

Capítulo 1 - Brasil e Grandes Regiões

1.4 - Quantidade de acidentes do trabalho, por situação do registro e motivo, segundo a Classificação Nacional de Atividades Econômicas (CNAE), na Região Sudeste - 2013/2015

(conclusão)

CNAE	QUANTIDADE DE ACIDENTES DO TRABALHO																	
	Total			Com CAT Registrada												Sem CAT Registrada		
				Total			Motivo											
							Típico			Trajeto			Doença do Trabalho					
	2013	2014	2015	2013	2014	2015	2013	2014	2015	2013	2014	2015	2013	2014	2015	2013	2014	2015
8425	1	–	1	1	–	1	1	–	1	–	–	–	–	–	–	–	–	–
8430	31	34	40	27	34	40	21	30	32	5	4	6	1	–	2	4	–	–
8511	393	1.983	1.662	338	364	472	232	244	347	96	111	120	10	9	5	55	1.619	1.190
8512	365	340	364	301	334	358	209	234	252	85	90	99	7	10	7	64	6	6
8513	817	829	764	697	732	716	475	505	500	205	207	212	17	20	4	120	97	48
8520	286	258	258	235	258	258	172	178	195	60	78	60	3	2	3	51	–	–
8531	873	872	777	790	803	719	541	546	509	229	237	190	20	20	20	83	69	58
8532	1.181	1.031	1.134	1.127	1.010	1.125	892	789	869	227	213	234	8	8	22	54	21	9
8533	90	97	117	80	97	117	51	61	82	28	36	33	1	–	2	10	–	–
8541	96	76	77	74	76	77	50	47	43	24	28	34	–	1	–	22	–	–
8542	16	25	23	15	9	12	9	8	7	6	1	5	–	–	–	1	16	11
8550	322	216	208	293	216	208	199	138	127	91	75	78	3	3	3	29	–	–
8591	16	12	11	11	12	11	7	8	5	4	4	6	–	–	–	5	–	–
8592	18	30	27	13	30	27	5	12	10	8	16	16	–	2	1	5	–	–
8593	99	69	84	80	69	84	29	32	28	50	34	52	1	3	4	19	–	–
8599	1.212	1.148	1.168	1.095	1.148	1.168	667	671	695	414	468	453	14	9	20	117	–	–
8610	34.493	32.912	31.931	32.094	32.912	31.931	25.971	26.506	25.734	5.909	6.104	5.946	214	302	251	2.399	–	–
8621	89	76	126	80	76	126	51	50	72	29	26	53	–	–	1	9	–	–
8622	38	35	24	35	35	24	27	20	8	8	15	16	–	–	–	3	–	–
8630	2.132	2.112	2.655	2.010	2.112	2.655	1.366	1.490	1.853	618	601	776	26	21	26	122	–	–
8640	2.429	2.487	2.747	2.294	2.484	2.746	1.612	1.708	1.883	666	753	855	16	23	8	135	3	1
8650	337	339	361	288	339	361	160	176	192	127	162	168	1	1	1	49	–	–
8660	309	368	527	285	368	527	234	291	411	49	73	115	2	4	1	24	–	–
8690	1.824	1.998	1.763	1.739	1.998	1.763	1.349	1.583	1.383	376	399	362	14	16	18	85	–	–
8711	426	373	390	343	373	390	251	280	300	81	86	84	11	7	6	83	–	–
8712	49	61	76	43	61	76	25	30	38	18	30	38	–	1	–	6	–	–
8720	260	244	284	236	244	284	199	206	244	36	35	40	1	3	–	24	–	–
8730	336	322	260	295	322	260	226	243	199	64	72	55	5	7	6	41	–	–
8800	1.224	1.076	1.096	1.109	1.076	1.096	719	696	711	364	360	364	26	20	21	115	–	–
9001	103	70	56	88	70	56	61	53	41	26	17	14	1	–	1	15	–	–
9002	2	2	3	1	2	3	1	1	3	–	1	–	–	–	–	1	–	–
9003	2	5	5	2	5	5	1	3	3	1	2	2	–	–	–	–	–	–
9101	1	3	4	–	3	4	–	3	2	–	–	2	–	–	–	1	–	–
9102	8	8	3	8	8	3	6	8	3	2	–	–	–	–	–	–	–	–
9103	37	46	36	36	46	36	29	40	31	5	6	5	2	–	–	1	–	–
9200	5	7	18	5	7	18	5	6	13	–	1	5	–	–	–	–	–	–
9311	16	13	20	15	13	20	13	9	14	2	4	6	–	–	–	1	–	–
9312	606	556	519	498	556	519	378	433	404	111	114	109	9	9	6	108	–	–
9313	144	124	129	112	124	129	56	59	70	54	60	57	2	5	2	32	–	–
9319	111	85	56	91	85	56	67	62	43	24	22	12	–	1	1	20	–	–
9321	124	157	114	116	157	114	99	142	91	17	15	23	–	–	–	8	–	–
9329	171	153	127	147	153	127	109	118	89	35	32	37	3	3	1	24	–	–
9411	106	89	68	98	89	68	58	47	34	38	39	34	2	3	–	8	–	–
9412	183	161	138	130	161	138	69	90	85	56	69	52	5	2	1	53	–	–
9420	323	177	202	235	177	202	123	81	99	88	86	93	24	10	10	88	–	–
9430	2.208	2.162	2.159	1.872	2.162	2.159	1.303	1.521	1.554	516	588	567	53	53	38	336	–	–
9491	529	446	467	429	446	467	302	308	346	119	128	112	8	10	9	100	–	–
9492	2	572	361	1	6	2	1	5	1	–	1	1	–	–	–	1	566	359
9493	31	37	56	23	37	56	19	32	38	4	5	18	–	–	–	8	–	–
9499	477	441	510	424	441	510	301	320	378	120	114	124	3	7	8	53	–	–
9511	181	141	114	152	141	114	71	69	51	79	70	58	2	2	5	29	–	–
9512	66	73	60	60	73	60	32	52	40	26	20	19	2	1	1	6	–	–
9521	132	140	105	103	140	105	60	82	61	39	54	42	4	4	2	29	–	–
9529	167	156	90	139	156	90	94	120	67	40	32	23	5	4	–	28	–	–
9601	472	393	307	387	393	307	294	305	229	76	72	68	17	16	10	85	–	–
9602	185	139	125	136	139	125	46	60	63	80	74	54	10	5	8	49	–	–
9603	137	112	123	116	112	123	76	67	82	37	42	41	3	3	–	21	–	–
9609	100	88	70	67	88	70	38	46	43	28	41	24	1	1	3	33	–	–
9700	32	25	29	32	25	29	23	21	18	9	4	10	–	–	1	–	–	–
9900	11	8	7	9	6	7	4	2	3	5	4	4	–	–	–	2	2	–
Ignorado	6.663	50.615	37.590	1.575	1.699	1.511	1.423	1.558	1.333	130	126	155	22	15	23	5.088	48.916	36.079

Fonte: DATAPREV, CAT, SUB.
Nota: Os dados são preliminares, estando sujeitos a correções.

Capítulo 1 - Brasil e Grandes Regiões

1.5 - Quantidade de acidentes do trabalho, por situação do registro e motivo, segundo a Classificação Nacional de Atividades Econômicas (CNAE), na Região Sul - 2013/2015

(continua)

CNAE	QUANTIDADE DE ACIDENTES DO TRABALHO																	
	Total			Com CAT Registrada												Sem CAT Registrada		
				Total			Motivo											
							Típico			Trajeto			Doença do Trabalho					
	2013	2014	2015	2013	2014	2015	2013	2014	2015	2013	2014	2015	2013	2014	2015	2013	2014	2015
TOTAL	**159.272**	**159.001**	**137.727**	**114.325**	**117.848**	**106.594**	**91.072**	**93.409**	**84.433**	**20.097**	**21.077**	**19.663**	**3.156**	**3.362**	**2.498**	**44.947**	**41.153**	**31.133**
0111	348	458	384	253	256	181	216	203	163	35	48	16	2	5	2	95	202	203
0112	8	228	207	8	4	5	7	4	5	1	–	–	–	–	–	–	224	202
0113	614	131	164	519	96	132	480	90	98	36	1	8	3	5	26	95	35	32
0114	1	2	7	1	–	3	1	–	3	–	–	–	–	–	–	–	2	4
0115	167	130	109	126	130	109	109	118	94	17	12	15	–	–	–	41	–	–
0116	22	15	5	11	15	5	10	12	5	1	3	–	–	–	–	11	–	–
0119	53	33	31	36	33	31	29	29	26	6	4	5	1	–	–	17	–	–
0121	20	1.256	915	15	33	20	12	24	16	3	8	4	–	1	–	5	1.223	895
0122	8	10	8	6	9	6	4	5	5	2	4	1	–	–	–	2	1	2
0131	11	13	7	8	13	7	6	11	5	2	2	2	–	–	–	3	–	–
0132	5	2	5	4	2	5	4	1	5	–	1	–	–	–	–	1	–	–
0133	402	173	198	202	173	198	191	160	184	11	12	14	–	1	–	200	–	–
0134	11	27	23	8	4	5	6	4	4	2	–	1	–	–	–	3	23	18
0139	25	154	129	19	25	18	15	22	16	3	2	2	1	1	–	6	129	111
0141	101	104	138	93	104	138	83	90	123	9	14	14	1	–	1	8	–	–
0142	6	3	6	5	2	3	5	1	3	–	1	–	–	–	–	1	1	3
0151	260	153	89	184	153	89	168	143	84	16	10	5	–	–	–	76	–	–
0152	13	9	10	9	9	10	8	9	9	–	–	1	1	–	–	4	–	–
0153	1	–	–	1	–	–	1	–	–	–	–	–	–	–	–	–	–	–
0154	156	112	129	108	112	129	97	96	111	11	15	16	–	1	2	48	–	–
0155	605	426	326	474	426	326	411	365	290	52	49	32	11	12	4	131	–	–
0159	10	2	3	3	2	3	3	2	3	–	–	–	–	–	–	7	–	–
0161	243	384	367	167	384	367	142	360	340	25	24	25	–	–	2	76	–	–
0162	90	85	79	53	85	79	38	75	71	14	8	8	1	2	–	37	–	–
0163	65	32	38	28	32	38	24	24	29	4	8	7	–	–	2	37	–	–
0210	532	294	291	367	294	291	316	281	279	36	12	12	15	1	–	165	–	–
0220	6	4	5	1	4	4	1	3	4	–	1	–	–	–	–	5	–	1
0230	194	146	191	143	146	191	134	134	174	9	12	17	–	–	–	51	–	–
0311	56	19	14	45	19	14	27	18	14	17	–	–	1	1	–	11	–	–
0312	–	7	1	–	1	–	–	1	–	–	–	–	–	–	–	–	6	1
0321	–	1	1	–	1	–	–	1	–	–	–	–	–	–	–	–	–	1
0322	4	4	2	1	4	2	–	4	2	1	–	–	–	–	–	3	–	–
0500	314	262	237	291	262	237	257	232	208	25	26	21	9	4	8	23	–	–
0600	10	5	2	9	5	2	7	3	2	2	2	–	–	–	–	1	–	–
0724	7	7	6	5	6	5	4	4	4	1	2	1	–	–	–	2	1	1
0810	283	251	257	209	251	257	183	211	224	20	35	30	6	5	3	74	–	–
0891	18	23	19	14	23	19	13	21	16	–	2	3	1	–	–	4	–	–
0892	9	5	3	8	5	3	6	3	2	1	2	1	1	–	–	1	–	–
0899	37	26	33	29	26	33	26	18	30	2	8	3	1	–	–	8	–	–
0910	18	12	3	10	12	3	8	9	2	2	3	1	–	–	–	8	–	–
0990	10	6	8	10	6	8	9	5	6	–	1	2	1	–	–	–	–	–
1011	985	786	751	761	786	751	632	693	655	49	38	45	80	55	51	224	–	–
1012	6.336	6.567	6.196	4.825	5.811	5.711	3.987	4.672	4.743	381	513	480	457	626	488	1.511	756	485
1013	579	572	468	490	572	468	371	452	412	32	41	29	87	79	27	89	–	–
1020	424	319	253	320	319	253	265	247	218	41	44	26	14	28	9	104	–	–
1031	53	29	36	27	29	34	24	27	28	3	2	5	–	–	1	26	–	2
1032	69	86	69	51	86	69	43	82	61	8	4	7	–	–	1	18	–	–
1033	42	50	31	32	50	31	28	45	28	4	4	3	–	1	–	10	–	–
1041	258	183	240	227	183	240	202	153	210	25	29	30	–	1	–	31	–	–
1042	6	6	5	6	6	5	3	4	5	3	2	–	–	–	–	–	–	–
1043	19	17	26	15	17	26	11	11	21	4	5	5	–	1	–	4	–	–
1051	176	118	130	145	118	130	126	90	108	19	27	21	–	1	1	31	–	–
1052	368	389	400	260	389	400	218	342	335	37	46	61	5	1	4	108	–	–
1053	41	33	40	24	33	40	19	26	28	4	7	12	1	–	–	17	–	–
1061	353	276	253	262	276	253	227	242	214	34	31	33	1	3	6	91	–	–
1062	253	166	169	215	166	169	193	147	148	18	17	21	4	2	–	38	–	–
1063	48	58	31	38	58	31	32	50	28	5	8	3	1	–	–	10	–	–
1064	64	38	19	45	38	19	39	28	18	6	10	1	–	–	–	19	–	–
1065	83	65	89	63	65	89	58	54	80	5	11	9	–	–	–	20	–	–
1066	479	395	439	375	395	439	316	338	383	57	48	54	2	9	2	104	–	–
1069	142	144	115	106	144	115	94	126	95	12	18	19	–	–	1	36	–	–
1071	844	445	365	559	445	365	532	418	336	18	19	27	9	8	2	285	–	–
1072	78	26	17	69	26	17	69	26	16	–	–	1	–	–	–	9	–	–
1081	30	11	7	14	11	7	14	9	7	–	2	–	–	–	–	16	–	–
1082	73	73	65	72	73	65	61	60	55	11	13	10	–	–	–	1	–	–
1091	654	456	387	415	456	387	311	345	318	96	101	64	8	10	5	239	–	–
1092	201	138	156	164	138	156	130	112	133	33	26	22	1	–	1	37	–	–
1093	327	230	154	260	230	154	152	129	103	33	44	32	75	57	19	67	–	–
1094	220	129	168	162	129	168	136	104	119	23	21	46	3	4	3	58	–	–
1095	35	10	7	24	10	7	22	8	4	2	2	3	–	–	–	11	–	–

Capítulo 1 - Brasil e Grandes Regiões

1.5 - Quantidade de acidentes do trabalho, por situação do registro e motivo, segundo a Classificação Nacional de Atividades Econômicas (CNAE), na Região Sul - 2013/2015

(continuação)

CNAE	QUANTIDADE DE ACIDENTES DO TRABALHO																	
	Total			Com CAT Registrada												Sem CAT Registrada		
				Total			Motivo											
							Típico			Trajeto			Doença do Trabalho					
	2013	2014	2015	2013	2014	2015	2013	2014	2015	2013	2014	2015	2013	2014	2015	2013	2014	2015
1096	64	75	62	53	75	62	49	73	55	4	–	5	–	2	2	11	–	–
1099	631	450	361	507	450	361	425	369	291	73	73	69	9	8	1	124	–	–
1111	9	25	23	7	9	8	4	9	5	3	–	3	–	–	–	2	16	15
1112	81	110	83	69	103	79	66	94	63	2	8	13	1	1	3	12	7	4
1113	156	137	131	149	132	128	133	114	111	15	17	15	1	1	2	7	5	3
1121	42	30	20	34	30	20	28	22	16	6	8	4	–	–	–	8	–	–
1122	436	421	292	401	421	292	327	340	239	74	80	53	–	1	–	35	–	–
1210	175	146	151	150	146	151	107	107	118	37	32	22	6	7	11	25	–	–
1220	85	62	48	76	62	45	62	48	34	13	14	11	1	–	–	9	–	3
1311	219	151	119	160	151	119	131	118	92	28	31	27	1	2	–	59	–	–
1312	34	14	11	27	14	11	24	12	10	3	2	1	–	–	–	7	–	–
1313	84	56	48	65	56	48	52	49	46	13	7	2	–	–	–	19	–	–
1314	62	26	16	25	26	16	20	23	12	5	3	4	–	–	–	37	–	–
1321	132	77	55	89	77	55	65	58	46	23	19	9	1	–	–	43	–	–
1322	5	3	1	3	3	1	2	2	1	1	1	–	–	–	–	2	–	–
1323	50	52	45	35	52	45	27	39	40	7	13	5	1	–	–	15	–	–
1330	231	148	117	168	148	117	122	113	84	45	35	33	1	–	–	63	–	–
1340	634	447	333	471	447	333	368	347	243	103	95	87	–	5	3	163	–	–
1351	399	280	213	245	280	213	186	217	153	59	47	48	–	16	12	154	–	–
1352	26	11	17	19	11	17	15	8	12	4	3	5	–	–	–	7	–	–
1353	66	43	29	56	43	29	46	37	24	10	6	5	–	–	–	10	–	–
1354	83	78	66	63	78	66	49	64	46	14	11	19	–	3	1	20	–	–
1359	155	113	93	103	113	93	82	79	65	19	33	25	2	1	3	52	–	–
1411	143	64	44	59	64	44	37	30	25	22	34	19	–	–	–	84	–	–
1412	1.903	926	908	837	926	908	522	567	565	303	346	336	12	13	7	1.066	–	–
1413	58	24	26	33	24	26	17	17	17	14	7	8	2	–	1	25	–	–
1414	89	64	36	54	63	34	45	45	25	9	18	9	–	–	–	35	1	2
1421	11	5	1	3	4	1	1	3	1	2	1	–	–	–	–	8	1	–
1422	122	110	44	69	109	44	42	81	31	27	27	13	–	1	–	53	1	–
1510	339	293	197	248	293	197	207	262	169	39	30	26	2	1	2	91	–	–
1521	48	50	51	35	39	46	24	26	32	11	12	13	–	1	1	13	11	5
1529	39	24	21	24	24	21	16	22	15	7	2	6	1	–	–	15	–	–
1531	786	501	438	567	492	435	391	345	309	165	141	121	11	6	5	219	9	3
1532	43	19	21	31	17	21	27	12	19	3	5	2	1	–	–	12	2	–
1533	272	226	243	235	226	243	192	173	153	42	50	90	1	3	–	37	–	–
1539	65	36	31	48	36	31	36	24	23	12	12	8	–	–	–	17	–	–
1540	155	117	106	125	117	106	102	86	77	20	29	29	3	2	–	30	–	–
1610	1.389	945	880	955	907	843	898	858	789	49	46	44	8	3	10	434	38	37
1621	947	568	491	658	568	491	601	513	456	43	49	32	14	6	3	289	–	–
1622	560	405	343	373	405	343	335	370	312	36	33	30	2	2	1	187	–	–
1623	205	154	111	150	154	111	141	143	104	9	8	7	–	3	–	55	–	–
1629	306	208	193	196	208	193	176	187	174	16	21	19	4	–	–	110	–	–
1710	103	118	194	89	118	194	84	115	186	4	3	8	1	–	–	14	–	–
1721	532	516	546	431	506	535	397	457	474	32	45	59	2	4	2	101	10	11
1722	89	37	40	52	37	39	49	33	32	3	4	7	–	–	–	37	–	1
1731	230	154	156	180	141	142	158	127	125	18	14	17	4	–	–	50	13	14
1732	16	22	23	13	20	23	12	16	17	1	4	6	–	–	–	3	2	–
1733	259	191	156	199	191	155	170	162	134	27	27	20	2	2	1	60	–	1
1741	159	233	160	134	152	114	118	123	93	15	25	17	1	4	4	25	81	46
1742	138	73	80	104	73	80	99	64	74	4	8	6	1	1	–	34	–	–
1749	110	88	89	85	78	80	74	70	72	11	7	7	–	1	1	25	10	9
1811	48	73	52	36	34	47	28	30	33	8	4	14	–	–	–	12	39	5
1812	17	143	77	14	6	11	11	3	8	3	3	3	–	–	–	3	137	66
1813	208	167	125	166	167	123	127	133	90	36	34	32	3	–	1	42	–	2
1821	27	31	18	23	27	16	14	17	10	9	10	6	–	–	–	4	4	2
1822	26	19	12	21	19	12	16	15	9	5	3	1	–	1	2	5	–	–
1830	–	1	2	–	1	2	–	1	2	–	–	–	–	–	–	–	–	–
1910	9	50	34	8	18	12	7	9	11	1	9	–	–	–	1	1	32	22
1921	117	120	83	111	116	82	95	100	70	15	15	12	1	1	–	6	4	1
1922	16	15	13	16	15	13	13	12	11	3	2	2	–	1	–	–	–	–
1931	269	222	202	183	161	155	174	152	138	9	9	17	–	–	–	86	61	47
1932	34	38	51	32	34	47	26	32	45	6	2	2	–	–	–	2	4	4
2011	6	2	2	4	2	2	3	2	2	1	–	–	–	–	–	2	–	–
2012	3	–	1	3	–	1	2	–	1	1	–	–	–	–	–	–	–	–
2013	272	356	331	253	356	331	206	307	294	46	49	30	1	–	7	19	–	–
2014	6	8	10	6	8	10	6	6	6	–	2	4	–	–	–	–	–	–
2019	21	13	19	19	13	19	17	10	15	2	2	3	–	1	1	2	–	–
2021	33	62	31	33	43	15	29	40	14	4	2	1	–	1	–	–	19	16
2022	21	32	25	21	9	10	15	7	9	6	2	1	–	–	–	–	23	15
2029	69	86	86	62	83	75	54	78	69	6	5	6	2	–	–	7	3	11
2031	35	42	24	33	36	20	31	33	19	1	3	1	1	–	–	2	6	4

Capítulo 1 - Brasil e Grandes Regiões

1.5 - Quantidade de acidentes do trabalho, por situação do registro e motivo, segundo a Classificação Nacional de Atividades Econômicas (CNAE), na Região Sul - 2013/2015

(continuação)

CNAE	QUANTIDADE DE ACIDENTES DO TRABALHO																	
	Total			Com CAT Registrada												Sem CAT Registrada		
				Total			Motivo											
							Típico			Trajeto			Doença do Trabalho					
	2013	2014	2015	2013	2014	2015	2013	2014	2015	2013	2014	2015	2013	2014	2015	2013	2014	2015
2032	17	7	7	16	7	7	15	6	6	1	1	1	–	–	–	1	–	–
2033	8	5	5	8	5	5	7	4	3	1	1	2	–	–	–	–	–	–
2040	8	20	12	7	15	9	5	15	9	2	–	–	–	–	–	1	5	3
2051	37	24	13	21	24	13	15	18	12	6	5	1	–	1	–	16	–	–
2052	10	7	4	8	7	4	7	4	3	1	3	1	–	–	–	2	–	–
2061	67	53	57	61	53	57	53	42	47	8	10	10	–	1	–	6	–	–
2062	31	21	17	24	21	17	17	13	13	6	7	4	1	1	–	7	–	–
2063	108	71	54	100	71	54	76	55	38	23	15	14	1	1	2	8	–	–
2071	130	151	119	116	151	119	90	125	95	23	22	23	3	4	1	14	–	–
2072	4	5	2	3	5	2	3	4	2	–	1	–	–	–	–	1	–	–
2073	8	21	3	7	21	3	7	20	2	–	1	1	–	–	–	1	–	–
2091	36	40	31	29	26	21	21	22	13	8	4	6	–	–	2	7	14	10
2092	53	53	43	51	53	43	47	50	39	4	3	3	–	–	1	2	–	–
2093	19	23	7	14	23	7	12	20	5	2	3	2	–	–	–	5	–	–
2094	–	1	2	–	1	2	–	1	2	–	–	–	–	–	–	–	–	–
2099	172	174	159	153	174	159	133	146	129	15	28	29	5	–	1	19	–	–
2110	11	8	8	10	7	6	7	6	5	2	1	1	1	–	–	1	1	2
2121	106	110	164	70	99	155	45	83	124	21	16	30	4	–	1	36	11	9
2122	13	11	25	13	11	24	11	7	18	2	4	6	–	–	–	–	–	1
2123	5	3	1	3	3	1	1	3	1	2	–	–	–	–	–	2	–	–
2211	206	148	119	173	137	114	132	108	94	21	25	17	20	4	3	33	11	5
2212	89	66	72	69	65	72	59	49	58	9	15	13	1	1	1	20	1	–
2219	324	391	267	288	295	183	227	246	154	48	46	29	13	3	–	36	96	84
2221	106	104	105	96	99	101	80	80	78	15	16	21	1	3	2	10	5	4
2222	1.039	855	825	830	853	822	698	736	696	122	108	122	10	9	4	209	2	3
2223	195	149	130	172	149	130	148	114	102	21	34	26	3	1	2	23	–	–
2229	1.424	1.207	834	1.187	1.202	829	1.018	1.026	689	152	164	133	17	12	7	237	5	5
2311	196	235	152	176	218	144	158	194	134	14	23	10	4	1	–	20	17	8
2312	1	4	2	–	4	2	–	4	1	–	–	1	–	–	–	1	–	–
2319	178	129	111	136	129	111	126	115	100	10	14	10	–	–	1	42	–	–
2320	89	75	61	85	71	55	73	59	48	11	11	7	1	1	–	4	4	6
2330	1.047	754	630	717	754	630	643	663	526	72	85	100	2	6	4	330	–	–
2341	29	15	12	15	15	12	14	12	8	1	3	4	–	–	–	14	–	–
2342	1.093	913	748	843	913	748	754	807	658	85	97	89	4	9	1	250	–	–
2349	89	49	67	56	49	67	47	31	51	9	18	16	–	–	–	33	–	–
2391	169	110	114	106	110	114	84	92	92	18	18	21	4	–	1	63	–	–
2392	25	29	17	21	29	17	18	26	15	3	2	2	–	1	–	4	–	–
2399	65	48	34	54	48	34	48	39	32	5	7	2	1	2	–	11	–	–
2412	1	3	1	–	3	–	–	3	–	–	–	–	–	–	–	1	–	1
2421	5	5	4	4	5	4	4	4	3	–	1	1	–	–	–	1	–	–
2422	5	10	7	5	5	7	5	4	5	–	1	2	–	–	–	–	5	–
2423	97	100	61	96	100	61	77	70	43	16	15	13	3	15	5	1	–	–
2424	36	38	26	29	38	26	24	36	24	4	2	2	1	–	–	7	–	–
2431	121	99	91	109	99	91	87	89	79	13	6	6	9	4	6	12	–	–
2439	17	35	26	14	35	26	13	31	23	1	2	3	–	2	–	3	–	–
2441	109	73	58	95	72	58	80	56	47	15	13	9	–	3	2	14	1	–
2442	1	–	1	1	–	–	1	–	–	–	–	–	–	–	–	–	–	1
2443	5	1	11	5	1	11	5	1	10	–	–	1	–	–	–	–	–	–
2449	73	61	35	54	61	35	52	49	30	2	12	5	–	–	–	19	–	–
2451	2.837	2.372	1.747	2.698	2.369	1.745	2.466	2.199	1.634	145	111	95	87	59	16	139	3	2
2452	106	98	90	76	92	77	55	77	61	15	13	14	6	2	2	30	6	13
2511	705	709	469	557	682	449	493	623	418	60	49	29	4	10	2	148	27	20
2512	505	361	342	376	353	342	305	292	302	60	50	38	11	11	2	129	8	–
2513	46	40	37	41	40	37	36	36	33	5	3	4	–	1	–	5	–	–
2521	91	61	58	70	57	56	60	50	45	9	4	6	1	3	5	21	4	2
2522	17	62	59	13	23	25	8	17	21	5	6	4	–	–	–	4	39	34
2531	178	128	98	170	128	98	146	100	72	14	14	11	10	14	15	8	–	–
2532	212	191	190	170	191	190	152	170	161	17	21	28	1	–	1	42	–	–
2539	471	460	281	381	460	281	319	396	222	50	53	50	12	11	9	90	–	–
2541	184	135	151	160	135	151	144	127	136	12	7	15	4	1	–	24	–	–
2542	175	126	137	136	126	137	115	101	105	16	19	27	5	6	5	39	–	–
2543	272	243	225	240	243	225	212	213	196	26	28	24	2	2	5	32	–	–
2550	291	177	138	274	177	138	201	123	107	53	37	26	20	17	5	17	–	–
2591	188	177	138	182	177	138	168	166	124	11	8	9	3	3	5	6	–	–
2592	196	160	120	152	160	120	132	134	98	18	21	21	2	5	1	44	–	–
2593	200	171	135	141	171	135	120	142	115	17	27	18	4	2	2	59	–	–
2599	964	742	567	823	742	567	695	636	483	113	88	77	15	18	7	141	–	–
2610	157	126	115	142	126	115	99	94	87	32	28	25	11	4	3	15	–	–
2621	75	60	41	74	60	41	36	28	25	37	29	15	1	3	1	1	–	–
2622	26	31	56	20	31	56	14	19	43	4	8	12	2	4	1	6	–	–
2631	13	9	13	10	9	13	7	7	9	3	2	3	–	–	1	3	–	–

Capítulo 1 - Brasil e Grandes Regiões

1.5 - Quantidade de acidentes do trabalho, por situação do registro e motivo, segundo a Classificação Nacional de Atividades Econômicas (CNAE), na Região Sul - 2013/2015

(continuação)

CNAE	QUANTIDADE DE ACIDENTES DO TRABALHO																	
	Total			Com CAT Registrada												Sem CAT Registrada		
				Total			Motivo											
							Típico			Trajeto			Doença do Trabalho					
	2013	2014	2015	2013	2014	2015	2013	2014	2015	2013	2014	2015	2013	2014	2015	2013	2014	2015
2632	35	32	38	33	32	38	21	24	24	8	3	10	4	5	4	2	–	–
2640	101	53	58	85	53	58	57	28	45	12	9	6	16	16	7	16	–	–
2651	140	113	89	118	113	89	82	50	54	33	56	32	3	7	3	22	–	–
2652	1	1	2	1	1	2	1	1	2	–	–	–	–	–	–	–	–	–
2660	10	11	5	7	11	5	6	7	4	–	4	1	1	–	–	3	–	–
2670	9	4	1	6	4	1	4	3	1	1	–	–	1	1	–	3	–	–
2680	1	1	–	1	1	–	1	1	–	–	–	–	–	–	–	–	–	–
2710	500	379	259	437	379	259	347	276	176	83	98	77	7	5	6	63	–	–
2721	–	6	4	–	3	1	–	3	1	–	–	–	–	–	–	–	3	3
2722	110	111	93	88	107	89	71	81	75	11	21	13	6	5	1	22	4	4
2731	194	137	93	169	129	93	125	93	56	37	27	29	7	9	8	25	8	–
2732	79	77	47	74	77	47	44	49	35	25	19	9	5	9	3	5	–	–
2733	70	81	71	63	81	71	43	62	61	16	16	9	4	3	1	7	–	–
2740	68	38	39	50	38	39	41	34	32	7	4	7	2	–	–	18	–	–
2751	470	401	240	393	366	222	253	269	152	104	65	53	36	32	17	77	35	18
2759	104	65	62	81	65	62	65	52	45	16	11	15	–	2	2	23	–	–
2790	98	116	75	82	116	75	65	85	58	15	26	16	2	5	1	16	–	–
2811	17	37	25	16	20	17	11	17	15	5	3	2	–	–	–	1	17	8
2812	95	84	79	80	76	78	58	59	62	14	16	14	8	1	2	15	8	1
2813	91	57	55	76	55	55	63	43	46	12	12	9	1	–	–	15	2	–
2814	129	178	123	121	178	123	74	119	78	44	57	44	3	2	1	8	–	–
2815	54	54	43	45	54	43	35	41	36	10	12	3	–	1	4	9	–	–
2821	46	53	27	37	47	19	30	40	17	6	6	1	1	1	1	9	6	8
2822	334	249	215	285	248	214	249	209	162	31	27	35	5	12	17	49	1	1
2823	261	208	190	214	208	190	178	174	163	28	30	22	8	4	5	47	–	–
2824	61	65	41	57	65	41	43	51	28	6	8	5	8	6	8	4	–	–
2825	34	15	12	25	15	12	21	14	11	4	1	1	–	–	–	9	–	–
2829	392	353	278	322	353	278	256	293	239	61	56	33	5	4	6	70	–	–
2831	203	170	75	183	169	74	144	124	60	22	26	8	17	19	6	20	1	1
2832	3	3	5	3	3	5	3	2	1	–	1	4	–	–	–	–	–	–
2833	1.717	1.581	1.123	1.482	1.566	1.101	1.321	1.393	971	121	128	76	40	45	54	235	15	22
2840	177	177	172	153	177	172	128	149	148	24	26	22	1	2	2	24	–	–
2851	85	272	88	83	272	88	70	102	76	12	9	10	1	161	2	2	–	–
2852	12	5	5	8	5	5	7	3	5	1	2	–	–	–	–	4	–	–
2853	27	22	16	22	22	16	18	17	14	4	5	2	–	–	–	5	–	–
2854	35	39	45	33	39	45	27	29	35	6	9	6	–	1	4	2	–	–
2861	97	64	44	82	64	44	65	55	37	15	9	7	2	–	–	15	–	–
2862	236	216	164	194	216	164	167	188	138	23	25	23	4	3	3	42	–	–
2863	32	22	27	25	22	27	24	13	22	1	8	5	–	1	–	7	–	–
2864	44	32	24	33	32	24	32	28	19	1	3	5	–	1	–	11	–	–
2865	45	21	39	36	21	39	29	16	35	4	5	4	3	–	–	9	–	–
2866	36	28	11	31	28	11	28	23	9	3	5	2	–	–	–	5	–	–
2869	490	379	339	389	379	339	328	332	297	55	42	40	6	5	2	101	–	–
2910	880	528	354	852	526	354	704	397	269	102	84	64	46	45	21	28	2	–
2920	268	204	122	257	200	109	225	160	90	31	36	18	1	4	1	11	4	13
2930	1.521	1.232	1.027	1.295	1.232	1.027	1.167	1.129	940	87	71	57	41	32	30	226	–	–
2941	524	548	419	465	548	419	386	462	375	71	74	39	8	12	5	59	–	–
2942	219	285	242	197	285	242	135	213	182	19	27	26	43	45	34	22	–	–
2943	216	304	236	198	304	236	182	276	221	13	19	13	3	9	2	18	–	–
2944	106	68	49	86	68	49	66	57	39	19	8	6	1	3	4	20	–	–
2945	193	66	50	104	66	50	70	35	20	24	20	28	10	11	2	89	–	–
2949	967	759	542	854	759	542	719	614	453	96	95	72	39	50	17	113	–	–
2950	46	25	24	34	25	24	24	22	18	10	3	6	–	–	–	12	–	–
3011	802	658	499	756	658	499	686	564	406	62	82	77	8	12	16	46	–	–
3012	89	48	37	72	48	37	58	35	27	12	11	8	2	2	2	17	–	–
3031	–	2	6	–	2	6	–	1	3	–	1	3	–	–	–	–	–	–
3032	16	20	13	16	20	13	14	19	8	2	–	3	–	1	2	–	–	–
3091	19	11	4	13	11	4	11	6	3	2	5	1	–	–	–	6	–	–
3092	41	31	34	30	31	34	25	24	27	5	7	7	–	–	–	11	–	–
3099	30	18	14	20	18	14	18	16	13	2	2	1	–	–	–	10	–	–
3101	2.356	1.486	1.343	1.571	1.486	1.343	1.353	1.243	1.147	191	212	182	27	31	14	785	–	–
3102	301	288	188	237	288	188	201	247	146	34	35	35	2	6	7	64	–	–
3103	83	51	50	56	51	50	49	43	44	7	8	6	–	–	–	27	–	–
3104	169	144	78	134	144	78	110	112	62	20	27	15	4	5	1	35	–	–
3211	28	12	15	15	12	15	12	7	8	3	5	7	–	–	–	13	–	–
3212	2	11	8	1	2	2	1	1	2	–	1	–	–	–	–	1	9	6
3220	4	–	2	1	–	2	1	–	2	–	–	–	–	–	–	3	–	–
3230	28	92	86	24	25	11	17	17	8	6	7	3	1	1	–	4	67	75
3240	37	46	32	24	46	32	21	36	27	3	10	5	–	–	–	13	–	–
3250	211	126	133	147	126	133	89	86	99	51	34	34	7	6	–	64	–	–
3291	118	108	85	104	87	59	81	74	48	22	12	11	1	1	–	14	21	26

Capítulo 1 - Brasil e Grandes Regiões

1.5 - Quantidade de acidentes do trabalho, por situação do registro e motivo, segundo a Classificação Nacional de Atividades Econômicas (CNAE), na Região Sul - 2013/2015

(continuação)

CNAE	QUANTIDADE DE ACIDENTES DO TRABALHO																	
	Total			Com CAT Registrada												Sem CAT Registrada		
				Total			Motivo											
							Típico			Trajeto			Doença do Trabalho					
	2013	2014	2015	2013	2014	2015	2013	2014	2015	2013	2014	2015	2013	2014	2015	2013	2014	2015
3292	84	68	48	57	68	48	44	56	32	11	10	16	2	2	–	27	–	–
3299	222	173	167	181	173	167	149	147	137	29	23	27	3	3	3	41	–	–
3311	21	37	20	17	37	20	11	34	19	6	3	1	–	–	–	4	–	–
3312	17	23	17	9	23	17	5	14	11	4	9	6	–	–	–	8	–	–
3313	17	20	21	13	20	21	11	18	13	2	2	7	–	–	1	4	–	–
3314	305	203	174	228	203	174	183	172	141	41	30	31	4	1	2	77	–	–
3315	10	13	9	10	13	9	10	10	6	–	1	3	–	2	–	–	–	–
3316	122	104	121	119	104	121	98	87	96	16	14	15	5	3	10	3	–	–
3317	37	87	39	30	87	39	23	78	29	7	8	10	–	1	–	7	–	–
3319	23	25	47	16	25	47	14	20	43	2	4	4	–	1	–	7	–	–
3321	103	47	53	74	47	53	55	36	37	18	11	15	1	–	1	29	–	–
3329	35	20	19	25	20	19	17	15	10	7	5	9	1	–	–	10	–	–
3511	166	284	249	145	187	168	113	143	136	31	38	27	1	6	5	21	97	81
3512	37	59	37	35	52	34	30	37	28	4	13	6	1	2	–	2	7	3
3513	1	1	–	1	1	–	1	–	–	–	1	–	–	–	–	–	–	–
3514	480	398	429	431	398	429	341	304	335	72	78	82	18	16	12	49	–	–
3520	6	9	5	5	9	5	4	8	3	1	1	2	–	–	–	1	–	–
3530	1	–	1	1	–	1	1	–	1	–	–	–	–	–	–	–	–	–
3600	939	860	789	861	860	789	746	733	673	113	124	111	2	3	5	78	–	–
3701	21	13	21	18	13	21	15	12	15	3	1	6	–	–	–	3	–	–
3702	73	35	25	62	35	25	52	32	20	9	3	4	1	–	1	11	–	–
3811	1.652	1.530	1.435	1.502	1.530	1.435	1.316	1.351	1.291	153	143	117	33	36	27	150	–	–
3812	34	15	8	30	15	8	23	12	8	7	3	–	–	–	–	4	–	–
3821	70	49	62	62	49	62	55	46	52	6	3	10	1	–	–	8	–	–
3822	23	26	26	23	26	26	22	20	24	1	6	2	–	–	–	–	–	–
3831	68	65	49	48	65	49	45	56	44	2	7	4	1	2	1	20	–	–
3832	112	83	59	73	83	59	67	73	50	6	10	8	–	–	1	39	–	–
3839	118	89	88	88	89	88	66	73	78	22	16	10	–	–	–	30	–	–
3900	5	4	4	4	4	4	4	4	1	–	–	3	–	–	–	1	–	–
4110	940	677	779	682	677	779	585	571	691	88	97	83	9	9	5	258	–	–
4120	4.063	2.815	2.368	2.782	2.798	2.346	2.377	2.349	2.002	380	421	327	25	28	17	1.281	17	22
4211	908	634	601	745	634	600	646	513	520	93	115	75	6	6	5	163	–	1
4212	197	201	144	173	201	144	167	191	133	6	9	9	–	1	2	24	–	–
4213	142	73	51	85	73	51	67	58	45	17	13	6	1	2	–	57	–	–
4221	777	878	779	680	587	455	626	527	398	48	51	49	6	9	8	97	291	324
4222	93	79	91	59	79	91	50	67	76	9	12	14	–	–	1	34	–	–
4223	2	77	46	2	26	15	–	20	10	2	6	5	–	–	–	–	51	31
4291	20	10	12	17	10	12	15	9	11	2	1	1	–	–	–	3	–	–
4292	238	271	244	183	271	244	151	237	228	30	33	15	2	1	1	55	–	–
4299	245	196	109	198	196	109	168	166	88	28	26	18	2	4	3	47	–	–
4311	8	13	12	6	13	12	4	7	11	2	5	1	–	1	–	2	–	–
4312	15	7	8	13	7	8	10	5	8	3	2	–	–	–	–	2	–	–
4313	193	169	112	130	169	112	101	136	89	27	32	21	2	1	2	63	–	–
4319	7	4	5	4	4	5	4	2	4	–	2	1	–	–	–	3	–	–
4321	455	406	330	326	406	330	257	314	255	66	88	74	3	4	1	129	–	–
4322	165	120	96	128	120	96	92	91	69	33	27	24	3	2	3	37	–	–
4329	171	102	98	140	102	98	113	88	79	25	14	16	2	–	3	31	–	–
4330	419	302	238	279	302	238	219	249	168	54	51	65	6	2	5	140	–	–
4391	164	109	94	136	109	94	126	101	85	8	5	9	2	3	–	28	–	–
4399	659	475	366	455	475	366	377	394	291	64	76	68	14	5	7	204	–	–
4511	613	550	454	502	547	450	338	356	308	159	181	136	5	10	6	111	3	4
4512	7	145	102	5	7	5	3	7	3	2	–	2	–	–	–	2	138	97
4520	641	412	369	432	412	369	319	292	260	104	106	102	9	14	7	209	–	–
4530	1.150	823	688	816	823	688	588	597	492	223	210	189	5	16	7	334	–	–
4541	130	118	86	92	95	73	48	46	26	44	49	47	–	–	–	38	23	13
4542	–	2	–	–	–	–	–	–	–	–	–	–	–	–	–	–	2	–
4543	10	11	7	7	4	7	5	–	2	2	4	5	–	–	–	3	7	–
4611	20	22	17	11	21	17	10	14	15	1	6	2	–	1	–	9	1	–
4612	2	3	3	2	3	3	2	3	3	–	–	–	–	–	–	–	–	–
4613	1	1	1	1	1	1	1	1	–	–	–	1	–	–	–	–	–	–
4614	4	6	6	3	6	6	2	6	1	–	–	5	1	–	–	1	–	–
4615	1	1	–	–	1	–	–	1	–	–	–	–	–	–	–	1	–	–
4616	7	1	5	2	1	5	–	–	3	2	1	2	–	–	–	5	–	–
4617	10	10	7	5	10	7	3	7	1	2	3	6	–	–	–	5	–	–
4618	5	4	6	2	4	6	1	3	2	1	1	4	–	–	–	3	–	–
4619	21	15	6	8	15	6	4	10	4	3	5	2	1	–	–	13	–	–
4621	3	1	3	2	1	3	2	1	1	–	–	2	–	–	–	1	–	–
4622	155	120	122	120	120	122	107	97	98	13	23	24	–	–	–	35	–	–
4623	555	444	389	433	444	389	355	380	315	75	63	67	3	1	7	122	–	–
4631	27	21	25	20	21	25	8	14	18	12	7	7	–	–	–	7	–	–
4632	320	222	205	258	222	205	228	194	180	29	28	22	1	–	3	62	–	–

Capítulo 1 - Brasil e Grandes Regiões

1.5 - Quantidade de acidentes do trabalho, por situação do registro e motivo, segundo a Classificação Nacional de Atividades Econômicas (CNAE), na Região Sul - 2013/2015

(continuação)

CNAE	QUANTIDADE DE ACIDENTES DO TRABALHO																	
	Total			Com CAT Registrada												Sem CAT Registrada		
				Total			Motivo											
							Típico			Trajeto			Doença do Trabalho					
	2013	2014	2015	2013	2014	2015	2013	2014	2015	2013	2014	2015	2013	2014	2015	2013	2014	2015
4633	121	70	85	78	70	85	53	55	70	25	15	14	–	–	1	43	–	–
4634	149	104	99	105	104	99	81	83	65	23	20	33	1	1	1	44	–	–
4635	607	462	408	531	462	408	400	367	321	130	92	85	1	3	2	76	–	–
4636	31	15	15	24	15	15	15	11	11	9	4	3	–	–	1	7	–	–
4637	123	106	94	88	106	94	58	73	53	30	33	40	–	–	1	35	–	–
4639	273	185	169	196	185	169	133	117	114	60	68	55	3	–	–	77	–	–
4641	28	41	21	21	41	21	13	32	16	8	9	5	–	–	–	7	–	–
4642	40	52	45	29	52	45	15	22	23	13	29	22	1	1	–	11	–	–
4643	11	8	13	10	8	13	4	6	8	6	2	5	–	–	–	1	–	–
4644	120	66	96	89	66	96	59	49	62	29	17	32	1	–	2	31	–	–
4645	31	32	38	22	32	38	10	20	23	10	12	15	2	–	–	9	–	–
4646	39	25	27	29	25	27	17	17	13	12	7	14	–	1	–	10	–	–
4647	26	31	26	21	31	26	15	22	16	6	8	10	–	1	–	5	–	–
4649	154	109	104	126	109	104	88	68	63	35	38	41	3	3	–	28	–	–
4651	21	16	17	16	16	17	9	6	5	7	10	12	–	–	–	5	–	–
4652	10	17	11	7	17	11	4	10	8	3	7	2	–	–	1	3	–	–
4661	153	152	118	127	152	118	100	122	93	23	28	25	4	2	–	26	–	–
4662	10	18	7	9	18	7	7	13	6	2	5	1	–	–	–	1	–	–
4663	88	60	83	62	60	83	45	46	61	16	13	22	1	1	–	26	–	–
4664	10	11	10	7	11	10	4	5	8	2	5	2	1	1	–	3	–	–
4665	21	21	17	15	21	17	14	12	10	1	8	7	–	1	–	6	–	–
4669	46	36	42	41	36	42	32	26	29	9	9	12	–	1	1	5	–	–
4671	121	76	89	86	76	89	75	64	68	11	11	21	–	1	–	35	–	–
4672	101	114	70	85	114	70	73	88	58	12	26	12	–	–	–	16	–	–
4673	40	21	23	36	21	23	25	13	11	11	8	12	–	–	–	4	–	–
4674	4	5	5	4	5	5	2	5	3	2	–	2	–	–	–	–	–	–
4679	187	150	142	160	150	142	138	135	125	22	14	17	–	1	–	27	–	–
4681	56	39	51	45	39	51	34	27	36	11	11	13	–	1	2	11	–	–
4682	115	104	110	103	104	110	79	81	96	20	20	14	4	3	–	12	–	–
4683	141	99	80	100	99	80	76	84	54	24	15	26	–	–	–	41	–	–
4684	78	72	62	71	72	62	53	60	47	18	11	15	–	1	–	7	–	–
4685	122	75	86	114	75	86	102	69	75	8	6	8	4	–	3	8	–	–
4686	48	40	34	26	40	34	20	27	24	6	13	9	–	–	1	22	–	–
4687	268	188	150	198	188	150	174	167	131	23	20	19	1	1	–	70	–	–
4689	214	173	145	189	173	145	154	140	123	33	33	21	2	–	1	25	–	–
4691	142	129	145	118	129	145	89	103	102	28	25	43	1	1	–	24	–	–
4692	54	36	40	43	36	40	37	29	36	6	7	4	–	–	–	11	–	–
4693	170	159	145	135	159	145	106	127	117	25	30	28	4	2	–	35	–	–
4711	5.033	3.995	4.145	3.896	3.995	4.145	3.142	3.261	3.334	713	695	796	41	39	15	1.137	–	–
4712	449	248	235	276	248	235	203	177	173	67	62	55	6	9	7	173	–	–
4713	218	173	141	165	173	141	103	107	92	59	64	47	3	2	2	53	–	–
4721	313	201	175	188	201	175	138	147	121	45	49	50	5	5	4	125	–	–
4722	107	69	70	67	69	70	44	56	58	23	13	11	–	–	1	40	–	–
4723	87	52	48	58	52	48	38	34	27	19	17	20	1	1	1	29	–	–
4724	47	28	34	31	28	34	20	17	21	9	11	13	2	–	–	16	–	–
4729	191	161	139	122	161	139	91	116	97	30	42	42	1	3	–	69	–	–
4731	672	460	474	444	460	474	250	249	257	191	208	211	3	3	6	228	–	–
4732	12	9	9	9	9	9	4	5	6	5	4	3	–	–	–	3	–	–
4741	110	50	60	70	50	60	41	32	35	29	18	25	–	–	–	40	–	–
4742	140	106	103	97	106	103	77	79	71	20	27	32	–	–	–	43	–	–
4743	141	128	105	107	128	105	88	109	84	18	16	21	1	3	–	34	–	–
4744	1.593	1.146	982	1.038	1.146	982	816	914	773	203	215	200	19	17	9	555	–	–
4751	137	96	85	100	96	85	52	49	45	48	46	38	–	1	2	37	–	–
4752	62	55	62	45	55	62	31	30	39	13	23	22	1	2	1	17	–	–
4753	369	319	241	257	319	241	159	192	156	92	120	84	6	7	1	112	–	–
4754	377	262	236	254	262	236	155	167	151	93	89	79	6	6	6	123	–	–
4755	77	55	31	40	55	31	16	30	18	24	24	12	–	1	1	37	–	–
4756	3	3	1	2	3	1	–	2	–	2	1	1	–	–	–	1	–	–
4757	71	56	53	50	56	53	32	39	32	17	17	21	1	–	–	21	–	–
4759	161	125	125	109	125	125	81	87	88	28	36	35	–	2	2	52	–	–
4761	102	71	78	70	71	78	38	44	37	31	27	40	1	–	1	32	–	–
4762	8	2	–	5	2	–	4	1	–	1	–	–	–	1	–	3	–	–
4763	80	72	61	57	72	61	29	34	36	26	38	25	2	–	–	23	–	–
4771	516	442	449	402	442	449	234	257	280	128	175	163	40	10	6	114	–	–
4772	51	38	52	37	38	52	29	22	19	8	14	32	–	2	1	14	–	–
4773	29	25	17	27	25	17	16	15	13	11	9	4	–	1	–	2	–	–
4774	29	24	17	22	24	17	2	8	10	19	16	7	1	–	–	7	–	–
4781	556	385	382	344	385	382	192	213	207	143	167	172	9	5	3	212	–	–
4782	179	127	153	116	127	153	58	85	102	54	38	50	4	4	1	63	–	–
4783	30	21	14	20	21	14	10	8	7	8	13	7	2	–	–	10	–	–
4784	166	103	102	113	103	102	78	79	85	29	23	17	6	1	–	53	–	–

Capítulo 1 - Brasil e Grandes Regiões

1.5 - Quantidade de acidentes do trabalho, por situação do registro e motivo, segundo a Classificação Nacional de Atividades Econômicas (CNAE), na Região Sul - 2013/2015

(continuação)

CNAE	QUANTIDADE DE ACIDENTES DO TRABALHO																	
	Total			Com CAT Registrada												Sem CAT Registrada		
				Total			Motivo											
							Típico			Trajeto			Doença do Trabalho					
	2013	2014	2015	2013	2014	2015	2013	2014	2015	2013	2014	2015	2013	2014	2015	2013	2014	2015
4785	21	11	5	19	11	5	15	8	5	4	3	–	–	–	–	2	–	–
4789	742	570	458	517	570	458	361	407	309	150	159	143	6	4	6	225	–	–
4911	180	175	151	157	175	151	146	155	135	11	20	16	–	–	–	23	–	–
4912	72	54	63	67	54	63	53	41	46	8	12	16	6	1	1	5	–	–
4921	1.147	1.077	1.336	759	1.077	1.336	540	772	1.047	203	287	275	16	18	14	388	–	–
4922	250	173	132	155	173	132	108	120	86	43	51	45	4	2	1	95	–	–
4923	19	22	16	12	22	16	10	10	10	2	12	5	–	–	1	7	–	–
4924	21	11	9	10	11	9	9	9	5	1	2	4	–	–	–	11	–	–
4929	83	55	58	47	55	58	29	34	37	18	20	21	–	1	–	36	–	–
4930	4.306	3.172	2.902	3.059	3.170	2.901	2.403	2.523	2.254	617	614	615	39	33	32	1.247	2	1
4940	30	24	20	30	24	20	28	22	20	2	2	–	–	–	–	–	–	–
4950	2	–	–	2	–	–	1	–	–	1	–	–	–	–	–	–	–	–
5011	3	1	1	2	1	1	2	1	1	–	–	–	–	–	–	1	–	–
5012	4	–	3	4	–	3	4	–	2	–	–	1	–	–	–	–	–	–
5021	36	26	17	32	26	17	29	21	14	3	5	2	–	–	1	4	–	–
5022	1	1	2	1	1	2	–	–	1	1	1	1	–	–	–	–	–	–
5030	31	30	27	24	10	12	21	9	11	3	1	1	–	–	–	7	20	15
5091	7	8	4	5	8	4	2	7	3	2	1	1	1	–	–	2	–	–
5099	1	1	–	1	1	–	1	–	–	–	1	–	–	–	–	–	–	–
5111	92	190	131	74	89	54	45	54	23	28	35	30	1	–	1	18	101	77
5112	4	20	11	4	2	1	2	1	1	2	1	–	–	–	–	–	18	10
5120	5	7	10	5	7	9	2	5	5	3	2	4	–	–	–	–	–	1
5211	443	419	373	380	396	348	280	315	263	99	79	82	1	2	3	63	23	25
5212	228	256	179	127	112	91	100	66	74	25	46	17	2	–	–	101	144	88
5221	134	148	143	127	142	135	99	118	104	28	24	31	–	–	–	7	6	8
5222	11	2	3	4	1	3	4	–	3	–	1	–	–	–	–	7	1	–
5223	110	86	83	87	86	83	45	48	48	41	36	35	1	2	–	23	–	–
5229	68	78	66	48	67	59	39	50	43	8	16	16	1	1	–	20	11	7
5231	277	264	225	263	261	220	202	192	169	59	66	50	2	3	1	14	3	5
5232	17	43	42	13	20	26	10	15	22	3	5	4	–	–	–	4	23	16
5239	7	9	3	7	9	3	2	6	2	5	3	1	–	–	–	–	–	–
5240	107	88	68	98	88	68	69	63	42	28	25	24	1	–	2	9	–	–
5250	289	186	88	267	185	85	229	152	61	31	30	23	7	3	1	22	1	3
5310	2.217	1.893	2.170	1.960	1.893	2.170	1.598	1.504	1.731	247	230	223	115	159	216	257	–	–
5320	272	201	150	189	201	150	126	128	101	61	72	47	2	1	2	83	–	–
5510	604	466	504	373	466	504	284	346	390	86	114	111	3	6	3	231	–	–
5590	33	10	16	24	10	16	19	6	13	4	2	2	1	2	1	9	–	–
5611	2.153	1.622	1.319	1.430	1.622	1.319	1.068	1.220	983	345	378	317	17	24	19	723	–	–
5612	18	10	6	10	10	6	6	5	5	4	4	–	–	1	1	8	–	–
5620	1.459	975	727	1.073	975	727	847	811	588	136	149	124	90	15	15	386	–	–
5811	11	5	5	9	5	5	4	–	3	5	5	2	–	–	–	2	–	–
5812	30	13	14	28	13	14	14	10	9	14	3	5	–	–	–	2	–	–
5813	3	3	4	2	3	4	–	2	2	2	1	2	–	–	–	1	–	–
5819	5	9	11	3	9	11	2	4	6	1	5	5	–	–	–	2	–	–
5821	52	48	25	51	48	25	39	38	23	12	10	2	–	–	–	1	–	–
5822	135	75	67	120	75	67	91	58	41	29	17	26	–	–	–	15	–	–
5823	9	5	3	7	5	3	5	2	2	2	3	1	–	–	–	2	–	–
5829	78	52	53	66	52	53	49	40	43	15	10	10	2	2	–	12	–	–
5911	6	4	2	5	3	1	3	2	1	2	1	–	–	–	–	1	1	1
5912	2	–	1	2	–	1	–	–	1	2	–	–	–	–	–	–	–	–
5914	15	12	11	9	12	11	6	9	6	3	3	5	–	–	–	6	–	–
5920	1	–	–	1	–	–	1	–	–	–	–	–	–	–	–	–	–	–
6010	14	34	25	11	19	16	6	12	5	5	7	10	–	–	1	3	15	9
6021	58	40	66	52	32	54	26	19	26	26	13	28	–	–	–	6	8	12
6022	2	3	7	2	–	1	2	–	1	–	–	–	–	–	–	–	3	6
6110	166	153	171	133	153	171	102	94	109	29	54	60	2	5	2	33	–	–
6120	47	35	86	38	35	86	19	14	50	16	18	34	3	3	2	9	–	–
6130	–	–	1	–	–	1	–	–	–	–	–	1	–	–	–	–	–	–
6141	55	67	7	50	66	7	36	37	4	14	29	3	–	–	–	5	1	–
6142	–	–	2	–	–	2	–	–	2	–	–	–	–	–	–	–	–	–
6190	45	55	63	35	55	63	25	37	39	10	17	24	–	1	–	10	–	–
6201	49	398	300	37	40	45	11	10	16	26	30	28	–	–	1	12	358	255
6202	27	24	29	21	24	29	5	10	10	16	13	18	–	1	1	6	–	–
6203	47	36	46	39	36	46	10	12	18	28	24	25	1	–	3	8	–	–
6204	33	30	22	28	30	22	9	15	7	19	14	12	–	1	3	5	–	–
6209	77	65	74	66	65	74	31	23	34	33	37	34	2	5	6	11	–	–
6311	71	106	58	59	81	44	21	37	14	38	43	29	–	1	1	12	25	14
6319	4	2	1	4	2	1	1	2	–	3	–	1	–	–	–	–	–	–
6391	2	–	1	–	–	1	–	–	–	–	–	1	–	–	–	2	–	–
6399	5	4	–	4	4	–	2	2	–	2	2	–	–	–	–	1	–	–
6421	257	233	192	208	233	192	122	156	145	26	14	20	60	63	27	49	–	–

Capítulo 1 - Brasil e Grandes Regiões

1.5 - Quantidade de acidentes do trabalho, por situação do registro e motivo, segundo a Classificação Nacional de Atividades Econômicas (CNAE), na Região Sul - 2013/2015

(continuação)

CNAE	QUANTIDADE DE ACIDENTES DO TRABALHO																	
	Total			Com CAT Registrada												Sem CAT Registrada		
				Total			Motivo											
							Típico			Trajeto			Doença do Trabalho					
	2013	2014	2015	2013	2014	2015	2013	2014	2015	2013	2014	2015	2013	2014	2015	2013	2014	2015
6422	994	764	724	719	764	724	202	247	214	95	97	120	422	420	390	275	–	–
6423	100	61	75	63	61	75	21	25	38	33	29	30	9	7	7	37	–	–
6424	51	37	43	31	37	43	12	15	17	15	19	24	4	3	2	20	–	–
6431	2	2	8	2	2	8	1	2	4	1	–	3	–	–	1	–	–	–
6433	–	1	1	–	1	1	–	1	–	–	–	1	–	–	–	–	–	–
6434	2	2	1	2	2	1	2	1	1	–	1	–	–	–	–	–	–	–
6435	–	2	1	–	–	–	–	–	–	–	–	–	–	–	–	–	2	1
6436	15	10	11	14	10	11	6	7	10	5	3	1	3	–	–	1	–	–
6450	–	–	2	–	–	2	–	–	2	–	–	–	–	–	–	–	–	–
6461	–	2	6	–	2	6	–	1	5	–	1	1	–	–	–	–	–	–
6462	79	73	36	72	73	36	59	53	24	12	19	12	1	1	–	7	–	–
6463	8	1	4	8	1	4	4	–	1	3	1	3	1	–	–	–	–	–
6470	–	–	2	–	–	2	–	–	2	–	–	–	–	–	–	–	–	–
6491	1	1	–	1	1	–	1	–	–	–	1	–	–	–	–	–	–	–
6492	2	–	3	2	–	3	1	–	1	1	–	2	–	–	–	–	–	–
6493	9	4	5	8	4	5	3	2	2	5	2	3	–	–	–	1	–	–
6499	4	7	2	2	7	2	–	2	1	2	5	1	–	–	–	2	–	–
6511	31	17	13	30	17	13	26	7	6	4	9	6	–	1	1	1	–	–
6512	5	4	8	4	4	8	1	2	5	3	2	3	–	–	–	1	–	–
6520	3	1	–	3	1	–	1	–	–	2	1	–	–	–	–	–	–	–
6541	1	1	6	1	1	6	1	–	3	–	1	2	–	–	1	–	–	–
6542	5	–	–	5	–	–	4	–	–	1	–	–	–	–	–	–	–	–
6550	165	171	153	155	171	153	72	85	81	78	80	70	5	6	2	10	–	–
6611	–	–	1	–	–	–	–	–	–	–	–	–	–	–	–	–	–	1
6612	4	5	6	4	5	6	1	1	1	3	4	5	–	–	–	–	–	–
6613	4	27	22	3	4	5	1	2	2	2	2	3	–	–	–	1	23	17
6619	5	6	4	4	6	4	1	2	–	3	4	4	–	–	–	1	–	–
6621	–	2	4	–	–	1	–	–	1	–	–	–	–	–	–	–	2	3
6622	15	10	16	11	10	16	4	2	4	7	7	11	–	1	1	4	–	–
6629	3	7	3	3	7	3	–	1	–	3	6	3	–	–	–	–	–	–
6630	3	35	23	3	2	–	2	2	–	1	–	–	–	–	–	–	33	23
6810	126	78	78	92	78	78	74	65	69	16	12	9	2	1	–	34	–	–
6821	52	55	60	40	55	60	24	31	34	16	24	25	–	–	1	12	–	–
6822	44	46	38	33	46	38	24	37	22	9	9	16	–	–	–	11	–	–
6911	31	45	58	24	45	58	11	18	22	12	26	35	1	1	1	7	–	–
6912	29	16	16	20	16	16	6	7	3	14	9	12	–	–	1	9	–	–
6920	205	168	172	158	168	172	63	59	60	94	105	110	1	4	2	47	–	–
7010	2	5	1	2	4	–	2	4	–	–	–	–	–	–	–	–	1	1
7020	68	57	52	58	57	52	39	36	24	17	19	27	2	2	1	10	–	–
7111	14	10	6	9	10	6	5	6	5	4	4	1	–	–	–	5	–	–
7112	417	339	320	340	339	320	246	258	241	89	78	75	5	3	4	77	–	–
7119	26	16	11	17	16	11	11	10	5	6	6	6	–	–	–	9	–	–
7120	31	31	26	26	31	26	16	20	16	9	11	10	1	–	–	5	–	–
7210	82	85	73	67	83	70	50	64	54	13	17	16	4	2	–	15	2	3
7220	6	25	14	6	15	6	5	13	3	–	2	3	1	–	–	–	10	8
7311	12	42	32	10	9	5	3	3	3	7	6	2	–	–	–	2	33	27
7312	19	20	23	17	20	23	13	14	21	4	6	2	–	–	–	2	–	–
7319	80	58	69	62	58	69	28	26	34	34	31	35	–	1	–	18	–	–
7320	14	10	9	11	6	3	5	3	1	5	3	2	1	–	–	3	4	6
7410	4	6	6	2	6	6	1	2	5	1	4	1	–	–	–	2	–	–
7420	19	34	31	14	16	15	7	11	10	7	5	4	–	–	1	5	18	16
7490	65	40	42	43	40	42	27	26	27	15	13	14	1	1	1	22	–	–
7500	9	7	12	9	7	12	8	3	11	1	4	1	–	–	–	–	–	–
7711	42	40	40	26	40	40	17	25	21	9	15	19	–	–	–	16	–	–
7719	12	5	8	8	5	8	8	5	7	–	–	1	–	–	–	4	–	–
7721	3	3	1	2	3	1	1	1	1	1	1	–	–	1	–	1	–	–
7722	4	1	1	2	1	1	–	–	1	2	1	–	–	–	–	2	–	–
7723	25	16	20	13	16	20	7	11	16	6	5	4	–	–	–	12	–	–
7729	10	12	8	6	12	8	3	10	6	3	2	2	–	–	–	4	–	–
7731	7	2	2	2	2	2	1	2	1	1	–	1	–	–	–	5	–	–
7732	109	78	71	95	78	71	78	64	54	15	14	17	2	–	–	14	–	–
7733	6	11	10	6	7	5	2	3	3	4	4	2	–	–	–	–	4	5
7739	105	91	98	82	91	98	62	71	79	19	20	18	1	–	1	23	–	–
7740	14	9	4	13	9	4	7	6	1	6	3	3	–	–	–	1	–	–
7810	87	50	33	57	50	33	28	19	10	28	30	22	1	1	1	30	–	–
7820	509	361	341	343	361	341	176	190	187	166	168	150	1	3	4	166	–	–
7830	103	84	75	71	84	75	40	47	42	29	34	33	2	3	–	32	–	–
7911	31	30	29	19	30	29	11	17	13	8	13	16	–	–	–	12	–	–
7912	2	1	1	2	1	1	2	1	1	–	–	–	–	–	–	–	–	–
7990	4	3	3	3	3	3	1	–	3	2	3	–	–	–	–	1	–	–
8011	961	704	647	699	696	644	270	268	221	426	426	419	3	2	4	262	8	3
8012	324	308	307	298	291	291	170	149	149	123	138	138	5	4	4	26	17	16

Capítulo 1 - Brasil e Grandes Regiões

1.5 - Quantidade de acidentes do trabalho, por situação do registro e motivo, segundo a Classificação Nacional de Atividades Econômicas (CNAE), na Região Sul - 2013/2015

(conclusão)

CNAE	QUANTIDADE DE ACIDENTES DO TRABALHO																	
	Total			Com CAT Registrada												Sem CAT Registrada		
				Total			Motivo											
							Típico			Trajeto			Doença do Trabalho					
	2013	2014	2015	2013	2014	2015	2013	2014	2015	2013	2014	2015	2013	2014	2015	2013	2014	2015
8020	151	164	159	120	164	159	68	89	86	51	75	73	1	–	–	31	–	–
8030	1	67	45	1	–	–	1	–	–	–	–	–	–	–	–	–	67	45
8111	205	154	152	124	154	152	52	65	71	69	88	73	3	1	8	81	–	–
8112	647	490	457	471	490	457	335	360	320	131	125	133	5	5	4	176	–	–
8121	1.407	801	640	870	800	640	533	484	366	332	305	266	5	11	8	537	1	–
8122	20	37	31	15	23	19	8	13	12	7	9	7	–	1	–	5	14	12
8129	226	201	186	147	201	186	106	148	121	41	52	62	–	1	3	79	–	–
8130	42	77	53	22	44	26	17	37	15	4	7	10	1	–	1	20	33	27
8211	386	280	244	307	264	235	214	177	140	87	82	87	6	5	8	79	16	9
8219	77	73	70	59	73	70	32	38	40	27	35	30	–	–	–	18	–	–
8220	231	164	156	176	161	156	57	44	49	112	111	107	7	6	–	55	3	–
8230	47	41	33	30	41	33	21	32	18	8	9	13	1	–	2	17	–	–
8291	64	124	109	37	56	59	18	26	22	18	30	35	1	–	2	27	68	50
8292	28	14	25	21	14	25	17	12	22	3	2	3	1	–	–	7	–	–
8299	504	320	323	378	320	323	234	182	176	139	136	142	5	2	5	126	–	–
8411	3.649	2.115	2.012	2.024	2.115	2.012	1.576	1.599	1.570	427	496	428	21	20	14	1.625	–	–
8412	215	60	44	53	60	44	38	47	24	15	11	19	–	2	1	162	–	–
8413	–	8	3	–	8	3	–	7	3	–	1	–	–	–	–	–	–	–
8422	4	4	6	4	4	6	4	4	5	–	–	1	–	–	–	–	–	–
8423	21	11	15	10	11	15	8	11	13	1	–	2	1	–	–	11	–	–
8424	18	17	13	7	17	13	7	16	11	–	–	1	–	1	1	11	–	–
8425	–	1	–	–	1	–	–	1	–	–	–	–	–	–	–	–	–	–
8430	10	10	6	10	10	6	7	7	4	3	3	2	–	–	–	–	–	–
8511	65	1.038	895	46	68	64	37	50	47	7	16	17	2	2	–	19	970	831
8512	67	74	91	50	74	85	39	50	58	10	19	25	1	5	2	17	–	6
8513	211	208	233	156	188	214	123	134	154	33	53	57	–	1	3	55	20	19
8520	226	236	209	128	236	209	90	176	159	35	54	48	3	6	2	98	–	–
8531	633	621	562	597	579	532	450	440	401	143	136	127	4	3	4	36	42	30
8532	289	317	315	248	295	290	170	214	205	74	71	80	4	10	5	41	22	25
8533	31	36	39	26	36	39	13	26	16	3	4	13	10	6	10	5	–	–
8541	22	26	25	17	26	25	15	22	23	2	4	2	–	–	–	5	–	–
8542	7	14	16	5	8	3	5	6	3	–	–	–	–	2	–	2	6	13
8550	20	12	12	15	12	12	7	9	9	8	3	2	–	–	1	5	–	–
8591	6	6	4	3	6	4	2	4	3	1	2	1	–	–	–	3	–	–
8592	4	–	3	2	–	3	1	–	2	1	–	–	–	–	1	2	–	–
8593	18	19	20	16	19	20	10	9	12	6	10	8	–	–	–	2	–	–
8599	293	292	302	239	292	302	143	174	186	94	116	114	2	2	2	54	–	–
8610	12.419	12.781	12.597	11.496	12.781	12.597	9.712	10.854	10.728	1.681	1.824	1.791	103	103	78	923	–	–
8621	98	124	95	94	124	95	76	105	70	16	19	24	2	–	1	4	–	–
8622	9	6	5	9	6	5	7	2	4	2	4	1	–	–	–	–	–	–
8630	459	389	443	417	389	443	317	305	324	95	77	114	5	7	5	42	–	–
8640	537	567	572	491	559	568	354	422	447	131	128	116	6	9	5	46	8	4
8650	36	61	69	27	61	69	16	45	51	11	16	17	–	–	1	9	–	–
8660	51	34	79	46	34	79	39	29	68	6	4	10	1	1	1	5	–	–
8690	323	300	240	301	300	240	263	256	201	38	44	38	–	–	1	22	–	–
8711	97	60	61	56	60	61	45	47	39	9	11	16	2	2	6	41	–	–
8712	3	7	4	2	7	4	1	3	2	1	4	1	–	–	1	1	–	–
8720	19	12	21	19	12	21	15	8	16	4	4	3	–	–	2	–	–	–
8730	98	106	105	81	106	105	72	81	80	8	25	23	1	–	2	17	–	–
8800	363	325	357	332	325	357	260	251	269	68	70	87	4	4	1	31	–	–
9001	16	16	6	10	16	6	5	13	3	5	3	3	–	–	–	6	–	–
9101	14	19	19	14	19	19	7	16	15	7	3	4	–	–	–	–	–	–
9102	–	2	2	–	2	2	–	1	2	–	1	–	–	–	–	–	–	–
9103	16	27	31	14	27	31	11	23	23	3	4	6	–	–	2	2	–	–
9200	1	1	–	–	1	–	–	1	–	–	–	–	–	–	–	1	–	–
9311	4	6	3	4	6	3	3	4	3	1	2	–	–	–	–	–	–	–
9312	209	135	130	150	135	130	125	106	100	25	27	28	–	2	2	59	–	–
9313	40	26	34	26	26	34	19	17	16	7	8	17	–	1	1	14	–	–
9319	28	10	26	15	10	26	13	9	21	2	1	5	–	–	–	13	–	–
9321	27	30	57	17	30	57	12	25	46	4	5	9	1	–	2	10	–	–
9329	56	27	29	28	27	29	21	19	24	7	6	5	–	2	–	28	–	–
9411	258	200	141	223	200	141	174	141	98	47	58	43	2	1	–	35	–	–
9412	200	138	124	165	138	124	130	98	94	34	40	30	1	–	–	35	–	–
9420	141	126	102	108	126	102	42	76	62	50	48	30	16	2	10	33	–	–
9430	647	449	460	428	449	460	289	304	367	129	139	83	10	6	10	219	–	–
9491	200	167	176	143	167	176	115	133	138	25	30	36	3	4	2	57	–	–
9492	2	95	59	–	–	–	–	–	–	–	–	–	–	–	–	2	95	59
9493	1	2	4	–	2	4	–	2	3	–	–	1	–	–	–	1	–	–
9499	154	184	190	127	184	190	96	141	154	31	42	36	–	1	–	27	–	–
9511	31	27	16	22	27	16	17	15	9	4	10	7	1	2	–	9	–	–
9512	7	16	8	6	16	8	4	11	7	2	5	1	–	–	–	1	–	–
9521	50	36	35	35	36	35	25	22	22	9	13	12	1	1	1	15	–	–
9529	45	36	28	33	36	28	26	29	16	7	7	12	–	–	–	12	–	–
9601	132	92	96	90	92	96	72	71	72	18	19	24	–	2	–	42	–	–
9602	30	18	15	17	18	15	7	9	5	10	9	8	–	–	2	13	–	–
9603	39	34	37	30	34	37	20	22	26	10	12	11	–	–	–	9	–	–
9609	37	24	27	22	24	27	17	13	15	5	10	12	–	1	–	15	–	–
9700	20	15	14	19	15	14	13	8	10	6	6	4	–	1	–	1	–	–
9900	1	1	–	1	–	–	1	–	–	–	–	–	–	–	–	–	1	–
Ignorado	12.223	35.105	26.505	487	486	470	430	442	420	55	39	45	2	5	5	11.736	34.619	26.035

Fonte: DATAPREV, CAT, SUB.
Nota: Os dados são preliminares, estando sujeitos a correções.

Capítulo 1 - Brasil e Grandes Regiões

1.6 - Quantidade de acidentes do trabalho, por situação do registro e motivo, segundo a Classificação Nacional de Atividades Econômicas (CNAE), na Região Centro-Oeste - 2013/2015

(continua)

CNAE	QUANTIDADE DE ACIDENTES DO TRABALHO																	
	Total			Com CAT Registrada												Sem CAT Registrada		
				Total			Motivo											
							Típico			Trajeto			Doença do Trabalho					
	2013	2014	2015	2013	2014	2015	2013	2014	2015	2013	2014	2015	2013	2014	2015	2013	2014	2015
TOTAL	**51.793**	**50.909**	**44.747**	**40.965**	**41.348**	**37.654**	**30.984**	**31.254**	**28.589**	**9.133**	**9.251**	**8.305**	**848**	**843**	**760**	**10.828**	**9.561**	**7.093**
0111	142	205	165	121	141	104	109	124	87	10	17	17	2	–	–	21	64	61
0112	94	449	346	88	100	76	80	93	70	8	7	6	–	–	–	6	349	270
0113	534	456	284	451	456	284	415	426	269	31	30	15	5	–	–	83	–	–
0114	1	–	–	1	–	–	1	–	–	–	–	–	–	–	–	–	–	–
0115	904	873	790	804	873	790	712	762	731	88	105	59	4	6	–	100	–	–
0116	18	21	6	13	21	6	12	19	6	1	2	–	–	–	–	5	–	–
0119	32	28	26	28	28	26	25	26	23	3	2	3	–	–	–	4	–	–
0121	12	246	178	11	9	10	9	8	5	2	1	5	–	–	–	1	237	168
0122	8	1	3	7	1	3	2	–	3	5	1	–	–	–	–	1	–	–
0131	3	10	12	3	10	12	2	7	11	1	3	–	–	–	1	–	–	–
0132	1	1	1	1	1	1	1	1	–	–	–	1	–	–	–	–	–	–
0133	3	2	2	2	2	2	1	2	2	–	–	–	1	–	–	1	–	–
0134	5	11	12	3	3	6	2	3	5	–	–	1	1	–	–	2	8	6
0139	23	42	30	18	14	12	16	11	7	2	2	5	–	1	–	5	28	18
0141	538	466	610	525	466	610	476	396	545	46	68	61	3	2	4	13	–	–
0142	5	5	6	5	5	6	1	4	6	4	1	–	–	–	–	–	–	–
0151	1.211	948	781	967	948	781	877	849	723	79	93	56	11	6	2	244	–	–
0152	5	5	5	5	5	5	5	4	5	–	1	–	–	–	–	–	–	–
0153	1	3	1	1	3	1	1	2	1	–	1	–	–	–	–	–	–	–
0154	32	41	36	27	41	36	24	39	33	1	2	2	2	–	1	5	–	–
0155	102	100	86	87	100	86	76	83	78	8	17	8	3	–	–	15	–	–
0159	4	6	4	4	6	4	3	3	4	1	3	–	–	–	–	–	–	–
0161	238	152	282	210	152	282	186	126	250	23	22	30	1	4	2	28	–	–
0162	91	81	72	80	81	72	67	70	62	11	11	10	2	–	–	11	–	–
0163	18	19	18	16	19	18	6	12	14	10	7	4	–	–	–	2	–	–
0210	142	105	111	124	105	111	104	98	100	19	7	10	1	–	1	18	–	–
0220	36	41	22	24	41	22	20	34	19	3	6	3	1	1	–	12	–	–
0230	124	58	57	107	58	57	95	52	50	12	6	7	–	–	–	17	–	–
0311	–	–	1	–	–	1	–	–	–	–	–	1	–	–	–	–	–	–
0312	–	1	–	–	–	–	–	–	–	–	–	–	–	–	–	–	1	–
0322	10	6	14	7	6	14	6	5	9	1	1	5	–	–	–	3	–	–
0600	–	2	–	–	2	–	–	2	–	–	–	–	–	–	–	–	–	–
0710	27	17	16	25	17	16	23	16	14	2	1	2	–	–	–	2	–	–
0721	–	1	–	–	1	–	–	1	–	–	–	–	–	–	–	–	–	–
0723	1	1	1	1	1	1	1	1	–	–	–	1	–	–	–	–	–	–
0724	101	61	70	89	60	70	78	53	59	11	7	11	–	–	–	12	1	–
0729	58	56	31	55	56	31	52	54	30	3	2	1	–	–	–	3	–	–
0810	132	124	102	114	124	102	99	106	92	14	17	10	1	1	–	18	–	–
0891	101	56	49	95	56	49	90	50	44	5	4	2	–	2	3	6	–	–
0893	1	1	–	–	1	–	–	1	–	–	–	–	–	–	–	1	–	–
0899	50	66	33	48	66	33	47	56	28	1	10	4	–	–	1	2	–	–
0910	–	3	1	–	3	1	–	2	1	–	1	–	–	–	–	–	–	–
0990	–	9	4	–	9	4	–	9	4	–	–	–	–	–	–	–	–	–
1011	2.613	2.006	1.997	2.108	2.006	1.997	1.909	1.785	1.760	154	156	165	45	65	72	505	–	–
1012	1.696	1.456	1.273	1.430	1.420	1.243	1.231	1.238	1.120	125	81	75	74	101	48	266	36	30
1013	165	93	64	135	93	64	107	83	50	24	9	13	4	1	1	30	–	–
1020	37	9	8	28	9	8	22	8	4	6	1	4	–	–	–	9	–	–
1031	28	33	54	23	33	54	13	25	42	10	8	12	–	–	–	5	–	–
1032	94	55	67	78	55	67	73	49	60	4	4	6	1	2	1	16	–	–
1033	12	7	6	10	7	6	8	5	5	2	2	1	–	–	–	2	–	–
1041	196	202	133	182	202	133	155	175	114	27	26	18	–	1	1	14	–	–
1042	55	58	57	51	58	57	36	41	42	14	17	15	1	–	–	4	–	–
1043	3	2	4	3	2	4	–	2	4	3	–	–	–	–	–	–	–	–
1051	26	27	18	18	27	18	18	24	17	–	3	1	–	–	–	8	–	–
1052	181	171	211	151	171	211	133	144	178	17	27	31	1	–	2	30	–	–
1053	32	15	19	25	15	19	14	11	12	9	4	7	2	–	–	7	–	–
1061	45	31	34	38	31	34	33	26	19	5	5	15	–	–	–	7	–	–
1062	25	37	30	22	37	30	17	27	21	5	10	9	–	–	–	3	–	–
1063	8	2	1	2	2	1	2	2	1	–	–	–	–	–	–	6	–	–
1064	14	12	5	13	12	5	12	12	4	1	–	1	–	–	–	1	–	–
1065	25	17	19	19	17	19	15	15	16	4	2	3	–	–	–	6	–	–
1066	129	113	150	105	113	150	85	92	126	20	18	23	–	3	1	24	–	–
1069	21	16	26	15	16	26	11	12	23	4	4	3	–	–	–	6	–	–
1071	1.000	702	797	929	702	797	854	674	761	72	28	35	3	–	1	71	–	–
1072	8	1	2	3	1	2	3	1	2	–	–	–	–	–	–	5	–	–
1081	21	9	12	16	9	12	10	5	8	6	4	4	–	–	–	5	–	–
1091	163	110	138	119	110	138	76	76	96	41	30	38	2	4	4	44	–	–
1092	297	295	155	287	295	155	271	271	141	16	24	14	–	–	–	10	–	–
1093	7	1	1	4	1	1	3	1	1	1	–	–	–	–	–	3	–	–
1094	9	18	10	6	18	10	5	12	6	1	5	4	–	1	–	3	–	–
1095	31	28	29	28	28	29	25	20	24	3	8	5	–	–	–	3	–	–
1096	20	24	15	15	24	15	12	20	11	3	4	4	–	–	–	5	–	–
1099	80	65	52	62	65	52	41	48	37	21	17	15	–	–	–	18	–	–
1111	–	14	11	–	1	5	–	–	3	–	1	2	–	–	–	–	13	6

Capítulo 1 - Brasil e Grandes Regiões

1.6 - Quantidade de acidentes do trabalho, por situação do registro e motivo, segundo a Classificação Nacional de Atividades Econômicas (CNAE), na Região Centro-Oeste - 2013/2015

(continuação)

CNAE	QUANTIDADE DE ACIDENTES DO TRABALHO																	
	Total			Com CAT Registrada												Sem CAT Registrada		
				Total			Motivo											
							Típico			Trajeto			Doença do Trabalho					
	2013	2014	2015	2013	2014	2015	2013	2014	2015	2013	2014	2015	2013	2014	2015	2013	2014	2015
1112	–	1	2	–	1	1	–	1	1	–	–	–	–	–	–	–	–	1
1113	135	79	63	128	76	62	102	55	40	26	21	22	–	–	–	7	3	1
1121	23	37	43	18	31	40	13	25	36	5	5	4	–	1	–	5	6	3
1122	292	237	206	260	237	206	177	176	151	80	61	55	3	–	–	32	–	–
1210	1	–	–	1	–	–	1	–	–	–	–	–	–	–	–	–	–	–
1220	–	1	–	–	1	–	–	1	–	–	–	–	–	–	–	–	–	–
1311	44	53	44	36	53	44	27	48	42	9	5	2	–	–	–	8	–	–
1312	2	–	–	1	–	–	1	–	–	–	–	–	–	–	–	1	–	–
1321	41	13	5	36	13	5	25	8	5	11	5	–	–	–	–	5	–	–
1323	7	14	13	6	14	13	6	13	11	–	1	2	–	–	–	1	–	–
1340	7	8	5	6	8	5	6	7	4	–	1	1	–	–	–	1	–	–
1351	16	23	23	13	23	23	11	15	16	2	7	7	–	1	–	3	–	–
1352	5	6	3	3	6	3	3	4	2	–	2	1	–	–	–	2	–	–
1354	7	3	6	5	3	6	3	2	2	2	1	4	–	–	–	2	–	–
1359	27	24	15	20	24	15	16	19	13	3	4	2	1	1	–	7	–	–
1411	53	26	23	29	26	23	14	9	4	14	17	19	1	–	–	24	–	–
1412	196	95	75	118	95	75	47	38	40	64	55	34	7	2	1	78	–	–
1413	44	17	11	17	17	11	5	9	5	11	8	6	1	–	–	27	–	–
1414	9	9	13	8	8	13	6	7	6	1	1	6	1	–	1	1	1	–
1422	69	42	37	62	42	37	53	30	23	8	12	14	1	–	–	7	–	–
1510	212	161	133	163	161	133	139	146	111	20	13	20	4	2	2	49	–	–
1521	5	4	1	4	1	1	4	1	–	–	–	1	–	–	–	1	3	–
1529	7	4	5	4	4	5	2	1	–	2	3	5	–	–	–	3	–	–
1531	11	4	6	8	3	6	4	1	3	3	2	3	1	–	–	3	1	–
1532	8	7	2	7	4	–	2	2	–	5	2	–	–	–	–	1	3	2
1533	15	9	14	13	9	14	5	4	5	8	5	9	–	–	–	2	–	–
1539	17	7	3	14	7	3	10	7	3	4	–	–	–	–	–	3	–	–
1540	1	6	1	1	6	1	–	2	1	–	3	–	1	1	–	–	–	–
1610	402	316	241	302	285	230	268	252	206	27	30	22	7	3	2	100	31	11
1621	50	33	23	24	33	23	20	28	20	4	5	3	–	–	–	26	–	–
1622	36	23	27	29	23	27	24	19	25	5	3	2	–	1	–	7	–	–
1623	9	14	8	8	14	8	7	14	7	1	–	1	–	–	–	1	–	–
1629	37	32	20	31	32	20	30	30	18	1	2	2	–	–	–	6	–	–
1710	100	109	113	95	109	113	89	98	96	6	11	17	–	–	–	5	–	–
1721	39	45	32	38	44	31	32	39	27	6	5	4	–	–	–	1	1	1
1731	14	15	18	12	14	16	8	11	14	4	3	2	–	–	–	2	1	2
1733	13	2	8	9	2	8	8	–	7	1	2	1	–	–	–	4	–	–
1741	26	24	56	26	21	55	24	19	47	2	2	8	–	–	–	–	3	1
1742	132	164	197	120	164	197	99	137	170	21	27	25	–	–	2	12	–	–
1749	19	60	44	17	58	40	11	20	35	2	33	4	4	5	1	2	2	4
1811	20	16	11	14	13	11	9	7	10	5	6	1	–	–	–	6	3	–
1812	–	18	10	–	–	–	–	–	–	–	–	–	–	–	–	–	18	10
1813	40	39	20	30	39	20	14	27	11	15	11	8	1	1	1	10	–	–
1821	11	7	6	7	7	6	2	5	2	5	2	4	–	–	–	4	–	–
1822	4	5	3	3	5	3	3	2	3	–	3	–	–	–	–	1	–	–
1910	–	2	2	–	–	–	–	–	–	–	–	–	–	–	–	–	2	2
1921	9	6	2	9	6	2	6	4	1	3	2	1	–	–	–	–	–	–
1922	–	1	4	–	1	4	–	1	3	–	–	1	–	–	–	–	–	–
1931	1.647	1.362	1.087	1.439	1.359	1.080	1.346	1.302	1.043	88	55	35	5	2	2	208	3	7
1932	43	33	24	39	31	24	34	26	22	4	5	2	1	–	–	4	2	–
2012	4	1	2	4	1	2	4	1	2	–	–	–	–	–	–	–	–	–
2013	67	107	112	65	107	112	49	76	92	16	29	20	–	2	–	2	–	–
2014	2	–	–	2	–	–	2	–	–	–	–	–	–	–	–	–	–	–
2019	11	6	–	11	6	–	10	5	–	1	1	–	–	–	–	–	–	–
2021	–	4	3	–	2	1	–	1	–	–	1	1	–	–	–	–	2	2
2022	–	3	1	–	–	–	–	–	–	–	–	–	–	–	–	–	3	1
2029	5	5	2	5	4	1	5	1	1	–	3	–	–	–	–	–	1	1
2031	2	5	4	1	–	–	1	–	–	–	–	–	–	–	–	1	5	4
2033	–	1	–	–	1	–	–	1	–	–	–	–	–	–	–	–	–	–
2040	–	9	4	–	1	1	–	–	1	–	1	–	–	–	–	–	8	3
2051	1	–	1	1	–	1	–	–	–	1	–	1	–	–	–	–	–	–
2052	1	1	2	1	1	2	1	–	1	–	1	1	–	–	–	–	–	–
2061	30	34	19	29	34	19	22	28	16	6	5	3	1	1	–	1	–	–
2062	17	12	9	14	12	9	9	8	6	5	4	3	–	–	–	3	–	–
2063	15	16	13	13	16	13	4	7	11	9	7	2	–	2	–	2	–	–
2071	24	25	20	22	25	20	15	16	9	7	9	11	–	–	–	2	–	–
2073	2	–	5	2	–	5	–	–	3	2	–	2	–	–	–	–	–	–
2091	–	4	5	–	–	1	–	–	1	–	–	–	–	–	–	–	4	4
2092	1	2	–	1	2	–	1	–	–	–	2	–	–	–	–	–	–	–
2093	6	–	6	6	–	6	5	–	3	–	–	3	1	–	–	–	–	–
2099	29	39	20	29	39	20	22	34	15	7	5	4	–	–	1	–	–	–
2110	6	2	4	5	2	4	3	1	3	2	1	1	–	–	–	1	–	–
2121	200	225	190	182	224	189	121	172	160	57	50	28	4	2	1	18	1	1
2122	3	4	5	3	3	4	3	3	4	–	–	–	–	–	–	–	1	1
2123	1	1	–	1	1	–	–	1	–	1	–	–	–	–	–	–	–	–

Capítulo 1 - Brasil e Grandes Regiões

1.6 - Quantidade de acidentes do trabalho, por situação do registro e motivo, segundo a Classificação Nacional de Atividades Econômicas (CNAE), na Região Centro-Oeste - 2013/2015

(continuação)

CNAE	QUANTIDADE DE ACIDENTES DO TRABALHO																	
	Total			Com CAT Registrada												Sem CAT Registrada		
				Total			Motivo											
							Típico			Trajeto			Doença do Trabalho					
	2013	2014	2015	2013	2014	2015	2013	2014	2015	2013	2014	2015	2013	2014	2015	2013	2014	2015
2211	–	7	2	–	–	1	–	–	1	–	–	–	–	–	–	–	7	1
2212	53	29	28	44	29	28	35	23	24	9	6	4	–	–	–	9	–	–
2219	8	62	67	5	13	8	4	13	7	1	–	1	–	–	–	3	49	59
2221	14	16	19	14	16	18	13	12	10	1	4	8	–	–	–	–	–	1
2222	198	176	138	168	175	138	141	140	109	26	32	28	1	3	1	30	1	–
2223	15	10	16	14	10	16	9	7	14	4	3	2	1	–	–	1	–	–
2229	81	82	51	69	81	51	57	68	43	12	12	7	–	1	1	12	1	–
2311	82	64	59	73	64	59	63	57	54	9	7	5	1	–	–	9	–	–
2319	7	2	4	7	2	4	6	1	3	1	1	1	–	–	–	–	–	–
2320	63	51	50	56	49	50	52	46	46	4	3	3	–	–	1	7	2	–
2330	295	238	160	220	238	160	184	203	133	34	30	25	2	5	2	75	–	–
2341	12	9	7	9	9	7	5	8	4	4	1	3	–	–	–	3	–	–
2342	238	162	121	186	162	121	148	144	100	37	16	20	1	2	1	52	–	–
2349	10	15	8	7	15	8	4	13	4	3	2	4	–	–	–	3	–	–
2391	45	32	28	31	32	28	23	28	19	8	3	8	–	1	1	14	–	–
2392	1	2	3	1	2	3	–	1	1	1	1	2	–	–	–	–	–	–
2399	6	4	5	5	4	5	4	3	4	1	1	1	–	–	–	1	–	–
2411	16	18	8	15	18	8	15	12	8	–	6	–	–	–	–	1	–	–
2412	75	69	47	74	69	47	67	66	38	5	3	–	2	–	9	1	–	–
2422	50	30	25	49	28	25	46	24	18	3	4	7	–	–	–	1	2	–
2423	26	13	10	26	13	10	26	10	8	–	3	2	–	–	–	–	–	–
2424	16	16	13	14	16	13	13	15	12	1	1	1	–	–	–	2	–	–
2431	13	7	1	13	6	1	7	4	1	5	2	–	1	–	–	–	1	–
2439	1	–	–	–	–	–	–	–	–	–	–	–	–	–	–	1	–	–
2441	9	10	10	9	10	10	9	7	7	–	2	3	–	1	–	–	–	–
2443	6	4	5	5	4	5	5	3	4	–	1	1	–	–	–	1	–	–
2449	1	–	2	1	–	2	–	–	2	1	–	–	–	–	–	–	–	–
2451	9	4	4	6	4	4	5	4	4	1	–	–	–	–	–	3	–	–
2452	2	6	5	2	1	2	2	–	2	–	1	–	–	–	–	–	5	3
2511	211	162	111	180	157	107	148	134	85	31	21	21	1	2	1	31	5	4
2512	145	93	98	104	90	98	86	73	71	18	17	27	–	–	–	41	3	–
2513	4	1	1	4	1	1	3	1	1	1	–	–	–	–	–	–	–	–
2521	7	11	6	4	11	6	3	9	5	1	2	1	–	–	–	3	–	–
2522	3	8	4	2	2	1	1	1	–	1	1	1	–	–	–	1	6	3
2531	1	–	–	1	–	–	1	–	–	–	–	–	–	–	–	–	–	–
2532	28	25	19	19	25	19	13	20	15	6	5	4	–	–	–	9	–	–
2539	49	35	40	45	35	40	33	29	26	11	5	14	1	1	–	4	–	–
2542	26	30	13	18	30	13	16	27	8	2	2	5	–	1	–	8	–	–
2543	10	9	4	9	9	4	9	5	2	–	4	2	–	–	–	1	–	–
2591	24	22	28	22	22	28	17	20	23	5	2	4	–	–	1	2	–	–
2592	19	21	10	16	21	10	13	20	8	3	1	2	–	–	–	3	–	–
2593	10	3	7	9	3	7	7	3	7	2	–	–	–	–	–	1	–	–
2599	95	67	57	88	67	57	74	57	47	14	9	9	–	1	1	7	–	–
2610	–	1	–	–	1	–	–	1	–	–	–	–	–	–	–	–	–	–
2631	–	–	2	–	–	2	–	–	–	–	–	2	–	–	–	–	–	–
2640	6	2	1	5	2	1	4	2	1	1	–	–	–	–	–	1	–	–
2651	4	2	2	4	2	2	3	2	1	1	–	1	–	–	–	–	–	–
2660	11	12	–	10	12	–	7	2	–	1	1	–	2	9	–	1	–	–
2710	29	12	16	18	12	16	12	10	8	6	2	8	–	–	–	11	–	–
2721	–	1	2	–	–	–	–	–	–	–	–	–	–	–	–	–	1	2
2722	2	2	3	1	–	3	1	–	2	–	–	1	–	–	–	1	2	–
2731	14	27	16	14	25	15	13	21	8	1	4	6	–	–	1	–	2	1
2732	1	2	2	1	2	2	1	2	1	–	–	1	–	–	–	–	–	–
2733	12	9	7	10	9	7	10	9	6	–	–	1	–	–	–	2	–	–
2740	2	2	2	2	2	2	1	2	2	1	–	–	–	–	–	–	–	–
2751	117	55	62	113	55	60	103	50	23	7	3	37	3	2	–	4	–	2
2759	1	2	3	1	2	3	–	2	–	1	–	1	–	–	2	–	–	–
2790	12	10	9	11	10	9	6	5	5	5	5	4	–	–	–	1	–	–
2811	–	5	4	–	2	2	–	2	2	–	–	–	–	–	–	–	3	2
2812	4	1	1	4	1	1	4	1	–	–	–	1	–	–	–	–	–	–
2813	6	2	6	5	2	6	3	1	2	2	1	4	–	–	–	1	–	–
2815	1	–	1	1	–	1	1	–	1	–	–	–	–	–	–	–	–	–
2821	1	2	1	1	2	1	1	2	1	–	–	–	–	–	–	–	–	–
2822	7	13	7	5	13	7	3	12	7	2	1	–	–	–	–	2	–	–
2823	11	5	3	8	5	3	7	2	2	1	3	1	–	–	–	3	–	–
2824	1	2	–	1	2	–	–	1	–	1	1	–	–	–	–	–	–	–
2825	1	3	–	1	3	–	1	3	–	–	–	–	–	–	–	–	–	–
2829	26	18	17	22	18	17	19	13	12	3	5	5	–	–	–	4	–	–
2831	1	1	2	1	–	1	–	–	1	1	–	–	–	–	–	–	1	1
2832	–	–	2	–	–	2	–	–	2	–	–	–	–	–	–	–	–	–
2833	108	92	78	94	90	76	76	74	67	17	9	6	1	7	3	14	2	2
2840	12	15	13	11	15	13	9	9	12	2	6	1	–	–	–	1	–	–
2852	3	1	–	2	1	–	1	1	–	1	–	–	–	–	–	1	–	–
2854	3	4	1	2	4	1	2	3	1	–	1	–	–	–	–	1	–	–
2861	2	2	1	2	2	1	2	1	1	–	1	–	–	–	–	–	–	–
2862	13	6	8	11	6	8	8	4	8	3	2	–	–	–	–	2	–	–

Capítulo 1 - Brasil e Grandes Regiões

1.6 - Quantidade de acidentes do trabalho, por situação do registro e motivo, segundo a Classificação Nacional de Atividades Econômicas (CNAE), na Região Centro-Oeste - 2013/2015

(continuação)

CNAE	QUANTIDADE DE ACIDENTES DO TRABALHO																	
	Total			Com CAT Registrada												Sem CAT Registrada		
				Total			Motivo											
							Típico			Trajeto			Doença do Trabalho					
	2013	2014	2015	2013	2014	2015	2013	2014	2015	2013	2014	2015	2013	2014	2015	2013	2014	2015
2863	–	1	–	–	1	–	–	1	–	–	–	–	–	–	–	–	–	–
2864	1	–	–	–	–	–	–	–	–	–	–	–	–	–	–	1	–	–
2865	1	2	4	1	2	4	1	2	4	–	–	–	–	–	–	–	–	–
2866	1	2	1	1	2	1	1	2	–	–	–	1	–	–	–	–	–	–
2869	10	15	12	8	15	12	7	9	9	1	6	3	–	–	–	2	–	–
2910	153	163	123	148	163	123	102	121	92	32	24	24	14	18	7	5	–	–
2920	1	1	2	1	–	1	–	–	–	1	–	1	–	–	–	–	1	1
2930	74	57	50	64	57	50	50	49	46	12	7	2	2	1	2	10	–	–
2941	2	3	1	1	3	1	1	2	–	–	1	1	–	–	–	1	–	–
2944	2	–	–	1	–	–	1	–	–	–	–	–	–	–	–	1	–	–
2945	–	1	–	–	1	–	–	–	–	–	1	–	–	–	–	–	–	–
2949	8	12	9	6	12	9	5	3	6	1	8	3	–	1	–	2	–	–
2950	17	9	6	12	9	6	10	4	5	2	5	1	–	–	–	5	–	–
3011	2	1	–	2	1	–	–	1	–	2	–	–	–	–	–	–	–	–
3012	1	2	4	1	2	4	–	1	2	1	1	2	–	–	–	–	–	–
3092	1	–	–	–	–	–	–	–	–	–	–	–	–	–	–	1	–	–
3099	1	1	1	1	1	1	1	1	1	–	–	–	–	–	–	–	–	–
3101	153	141	117	117	141	117	94	101	89	21	38	25	2	2	3	36	–	–
3102	56	47	34	47	47	34	42	40	27	5	6	7	–	1	–	9	–	–
3103	4	3	1	2	3	1	1	2	1	1	1	–	–	–	–	2	–	–
3104	66	62	55	58	62	55	42	50	39	14	12	16	2	–	–	8	–	–
3211	2	1	–	1	1	–	1	1	–	–	–	–	–	–	–	1	–	–
3212	6	5	3	5	4	2	2	–	1	3	4	1	–	–	–	1	1	1
3230	7	10	26	5	3	4	4	1	3	1	2	–	–	–	1	2	7	22
3240	6	13	6	4	13	6	4	7	5	–	6	1	–	–	–	2	–	–
3250	12	17	13	9	17	13	4	9	5	5	3	5	–	5	3	3	–	–
3291	3	18	8	3	2	–	2	2	–	1	–	–	–	–	–	–	16	8
3292	3	4	2	2	4	2	1	1	2	1	3	–	–	–	–	1	–	–
3299	25	38	33	20	38	33	17	29	18	3	8	15	–	1	–	5	–	–
3311	10	8	14	8	8	14	7	4	6	1	3	8	–	1	–	2	–	–
3312	7	14	3	7	14	3	5	10	2	2	3	1	–	1	–	–	–	–
3313	9	5	9	7	5	9	5	4	6	2	1	3	–	–	–	2	–	–
3314	77	53	41	63	53	41	47	46	32	14	6	8	2	1	1	14	–	–
3315	–	–	2	–	–	2	–	–	1	–	–	1	–	–	–	–	–	–
3316	2	5	1	1	5	1	–	5	–	1	–	1	–	–	–	1	–	–
3317	–	–	1	–	–	1	–	–	1	–	–	–	–	–	–	–	–	–
3319	4	2	6	2	2	6	1	1	6	1	1	–	–	–	–	2	–	–
3321	24	14	23	22	14	23	19	12	18	3	2	5	–	–	–	2	–	–
3329	15	10	7	10	10	7	6	8	4	4	2	2	–	–	1	5	–	–
3511	93	100	86	88	89	78	67	76	60	21	13	14	–	–	4	5	11	8
3512	8	13	13	8	11	11	7	8	10	1	3	1	–	–	–	–	2	2
3513	6	1	1	6	1	1	4	–	–	2	1	1	–	–	–	–	–	–
3514	203	153	159	187	153	159	151	120	118	34	29	31	2	4	10	16	–	–
3520	1	1	1	1	1	1	–	1	1	1	–	–	–	–	–	–	–	–
3600	208	171	165	153	171	165	120	136	128	31	34	36	2	1	1	55	–	–
3701	–	9	16	–	9	16	–	5	10	–	4	6	–	–	–	–	–	–
3702	55	34	35	47	34	35	34	26	26	12	8	9	1	–	–	8	–	–
3811	763	647	617	687	647	617	574	540	506	112	106	96	1	1	15	76	–	–
3812	9	6	6	9	6	6	9	5	5	–	1	1	–	–	–	–	–	–
3821	6	1	5	6	1	5	5	1	4	1	–	1	–	–	–	–	–	–
3822	10	4	1	6	4	1	4	4	–	2	–	1	–	–	–	4	–	–
3831	27	19	17	20	19	17	17	16	14	3	3	3	–	–	–	7	–	–
3832	8	29	20	5	29	20	4	22	16	1	7	4	–	–	–	3	–	–
3839	90	64	54	54	64	54	43	53	41	10	9	12	1	2	1	36	–	–
3900	1	1	1	1	1	1	1	–	1	–	–	–	–	1	–	–	–	–
4110	480	314	273	401	314	273	318	245	209	81	65	62	2	4	2	79	–	–
4120	1.851	1.404	997	1.392	1.399	992	1.071	1.086	759	294	282	216	27	31	17	459	5	5
4211	536	525	248	448	525	248	400	451	222	46	71	25	2	3	1	88	–	–
4212	191	222	111	174	222	111	152	200	104	21	19	7	1	3	–	17	–	–
4213	43	34	22	36	34	22	30	26	19	5	8	3	1	–	–	7	–	–
4221	502	634	587	447	510	493	381	441	440	65	64	53	1	5	–	55	124	94
4222	59	38	31	50	38	31	41	29	24	9	9	7	–	–	–	9	–	–
4223	–	27	10	–	5	2	–	4	2	–	1	–	–	–	–	–	22	8
4292	172	89	60	152	89	60	136	68	54	13	21	6	3	–	–	20	–	–
4299	255	161	79	200	161	79	166	132	65	30	28	14	4	1	–	55	–	–
4311	6	5	3	2	5	3	1	4	3	1	1	–	–	–	–	4	–	–
4312	23	3	2	22	3	2	13	3	2	5	–	–	4	–	–	1	–	–
4313	140	152	105	99	152	105	74	119	84	22	29	20	3	4	1	41	–	–
4319	41	12	22	33	12	22	12	11	20	20	1	2	1	–	–	8	–	–
4321	175	121	130	147	121	130	111	86	101	35	33	25	1	2	4	28	–	–
4322	62	39	30	52	39	30	35	27	18	15	11	11	2	1	1	10	–	–
4329	62	67	52	46	67	52	33	46	45	13	19	6	–	2	1	16	–	–
4330	133	95	71	86	95	71	58	66	50	21	24	20	7	5	1	47	–	–
4391	42	27	17	36	27	17	31	25	15	5	2	2	–	–	–	6	–	–
4399	241	151	160	182	151	160	138	100	128	40	50	30	4	1	2	59	–	–
4511	256	213	164	201	213	164	107	108	83	92	101	80	2	4	1	55	–	–

Capítulo 1 - Brasil e Grandes Regiões

1.6 - Quantidade de acidentes do trabalho, por situação do registro e motivo, segundo a Classificação Nacional de Atividades Econômicas (CNAE), na Região Centro-Oeste - 2013/2015

(continuação)

CNAE	QUANTIDADE DE ACIDENTES DO TRABALHO																	
	Total			Com CAT Registrada												Sem CAT Registrada		
				Total			Motivo											
							Típico			Trajeto			Doença do Trabalho					
	2013	2014	2015	2013	2014	2015	2013	2014	2015	2013	2014	2015	2013	2014	2015	2013	2014	2015
4512	2	3	8	1	1	4	1	1	4	–	–	–	–	–	–	1	2	4
4520	251	191	163	174	191	163	122	126	110	49	64	48	3	1	5	77	–	–
4530	607	508	398	470	508	398	266	282	235	198	217	158	6	9	5	137	–	–
4541	120	75	79	97	71	76	38	25	26	59	46	49	–	–	1	23	4	3
4542	–	1	–	–	–	–	–	–	–	–	–	–	–	–	–	–	1	–
4543	4	3	6	2	3	3	–	2	2	2	1	1	–	–	–	2	–	3
4611	164	5	–	156	5	–	150	2	–	5	3	–	1	–	–	8	–	–
4613	–	1	–	–	1	–	–	1	–	–	–	–	–	–	–	–	–	–
4614	3	–	–	1	–	–	–	–	–	1	–	–	–	–	–	2	–	–
4615	–	–	1	–	–	1	–	–	1	–	–	–	–	–	–	–	–	–
4617	2	4	1	2	4	1	–	1	1	2	3	–	–	–	–	–	–	–
4618	7	1	3	3	1	3	2	–	1	1	1	2	–	–	–	4	–	–
4619	4	3	3	4	3	3	1	1	–	3	1	2	–	1	1	–	–	–
4621	–	–	1	–	–	1	–	–	1	–	–	–	–	–	–	–	–	–
4622	44	45	50	35	45	50	25	32	41	10	13	9	–	–	–	9	–	–
4623	140	91	67	114	91	67	96	72	47	17	19	20	1	–	–	26	–	–
4631	14	14	15	11	14	15	3	5	7	8	8	7	–	1	1	3	–	–
4632	57	32	38	47	32	38	40	26	25	7	6	11	–	–	2	10	–	–
4633	39	37	31	31	37	31	16	23	15	15	12	13	–	2	3	8	–	–
4634	38	29	26	30	29	26	13	18	17	11	11	9	6	–	–	8	–	–
4635	232	218	180	190	218	180	108	134	119	81	82	60	1	2	1	42	–	–
4636	7	6	3	5	6	3	4	2	1	–	3	2	1	1	–	2	–	–
4637	38	35	29	30	35	29	19	17	11	9	18	18	2	–	–	8	–	–
4639	129	122	122	103	122	122	68	81	72	34	41	49	1	–	1	26	–	–
4641	6	12	11	6	12	11	3	7	6	3	5	5	–	–	–	–	–	–
4642	14	18	33	12	18	33	4	6	23	8	12	9	–	–	1	2	–	–
4643	3	–	2	3	–	2	1	–	1	2	–	1	–	–	–	–	–	–
4644	36	40	54	25	40	54	11	20	25	14	20	29	–	–	–	11	–	–
4645	10	14	12	9	14	12	2	5	4	7	9	8	–	–	–	1	–	–
4646	23	50	49	17	50	49	5	30	28	12	20	21	–	–	–	6	–	–
4647	6	6	6	3	6	6	2	3	3	1	3	3	–	–	–	3	–	–
4649	37	37	33	35	37	33	21	25	19	13	12	14	1	–	–	2	–	–
4651	10	2	1	8	2	1	2	–	1	6	2	–	–	–	–	2	–	–
4652	4	–	1	4	–	1	–	–	1	4	–	–	–	–	–	–	–	–
4661	94	99	79	77	99	79	56	77	52	21	22	26	–	–	1	17	–	–
4662	17	18	17	16	18	17	8	14	13	8	4	3	–	–	1	1	–	–
4663	10	5	9	8	5	9	6	3	6	2	2	3	–	–	–	2	–	–
4664	4	2	1	4	2	1	2	2	1	2	–	–	–	–	–	–	–	–
4665	8	6	5	6	6	5	5	6	–	1	–	5	–	–	–	2	–	–
4669	33	23	19	32	23	19	24	17	7	8	5	11	–	1	1	1	–	–
4671	30	20	15	21	20	15	15	15	11	5	5	4	1	–	–	9	–	–
4672	24	29	12	22	29	12	16	18	9	6	11	3	–	–	–	2	–	–
4673	12	6	4	11	6	4	8	5	3	3	1	1	–	–	–	1	–	–
4674	2	–	1	1	–	1	–	–	1	1	–	–	–	–	–	1	–	–
4679	81	96	74	68	96	74	50	76	56	17	17	16	1	3	2	13	–	–
4681	25	38	26	22	38	26	9	25	17	13	13	9	–	–	–	3	–	–
4682	68	67	69	59	67	69	47	50	51	12	13	17	–	4	1	9	–	–
4683	25	30	29	21	30	29	10	20	7	11	10	22	–	–	–	4	–	–
4684	7	4	1	6	4	1	6	3	1	–	1	–	–	–	–	1	–	–
4685	3	–	3	2	–	3	1	–	1	1	–	2	–	–	–	1	–	–
4686	12	6	6	9	6	6	6	2	4	3	3	2	–	1	–	3	–	–
4687	62	45	29	53	45	29	45	37	26	8	7	3	–	1	–	9	–	–
4689	26	23	27	22	23	27	10	17	21	12	6	6	–	–	–	4	–	–
4691	44	51	51	29	51	51	21	30	41	7	21	10	1	–	–	15	–	–
4692	11	9	11	5	9	11	3	5	7	2	3	4	–	1	–	6	–	–
4693	67	50	38	57	50	38	44	34	23	13	15	15	–	1	–	10	–	–
4711	1.404	1.144	1.089	1.039	1.144	1.089	755	851	854	274	287	229	10	6	6	365	–	–
4712	160	91	87	91	91	87	56	68	53	30	18	31	5	5	3	69	–	–
4713	94	57	40	76	57	40	34	23	26	41	33	14	1	1	–	18	–	–
4721	115	74	62	75	74	62	46	47	39	26	25	22	3	2	1	40	–	–
4722	80	54	45	56	54	45	39	36	29	13	16	14	4	2	2	24	–	–
4723	53	38	34	41	38	34	21	23	19	18	15	14	2	–	1	12	–	–
4724	18	27	12	11	27	12	6	17	10	5	10	2	–	–	–	7	–	–
4729	78	73	80	52	73	80	31	44	48	20	28	31	1	1	1	26	–	–
4731	303	217	212	208	217	212	102	111	106	105	101	105	1	5	1	95	–	–
4732	1	3	2	1	3	2	1	2	1	–	1	1	–	–	–	–	–	–
4741	23	23	23	18	23	23	6	8	14	12	15	9	–	–	–	5	–	–
4742	55	46	49	49	46	49	37	33	38	12	13	11	–	–	–	6	–	–
4743	44	50	37	32	50	37	24	32	22	8	18	15	–	–	–	12	–	–
4744	780	573	471	568	573	471	360	382	324	192	183	135	16	8	12	212	–	–
4751	100	60	47	76	60	47	33	26	19	42	33	28	1	1	–	24	–	–
4752	47	22	23	33	22	23	10	8	4	23	14	19	–	–	–	14	–	–
4753	176	189	127	131	189	127	57	96	60	72	91	65	2	2	2	45	–	–
4754	99	76	69	67	76	69	31	38	30	35	38	39	1	–	–	32	–	–
4755	32	31	33	24	31	33	12	11	10	12	17	21	–	3	2	8	–	–
4756	2	1	2	1	1	2	–	1	1	1	–	1	–	–	–	1	–	–

Capítulo 1 - Brasil e Grandes Regiões

1.6 - Quantidade de acidentes do trabalho, por situação do registro e motivo, segundo a Classificação Nacional de Atividades Econômicas (CNAE), na Região Centro-Oeste - 2013/2015

(continuação)

CNAE	QUANTIDADE DE ACIDENTES DO TRABALHO																	
	Total			Com CAT Registrada												Sem CAT Registrada		
				Total			Motivo											
							Típico			Trajeto			Doença do Trabalho					
	2013	2014	2015	2013	2014	2015	2013	2014	2015	2013	2014	2015	2013	2014	2015	2013	2014	2015
4757	29	18	16	21	18	16	11	10	10	8	8	6	2	–	–	8	–	–
4759	50	31	27	39	31	27	25	21	14	14	9	13	–	1	–	11	–	–
4761	37	27	15	28	27	15	12	13	7	16	14	6	–	–	2	9	–	–
4763	35	35	22	30	35	22	12	18	9	18	16	13	–	1	–	5	–	–
4771	286	180	176	227	180	176	90	98	81	132	82	92	5	–	3	59	–	–
4772	18	23	25	13	23	25	5	13	12	7	9	13	1	1	–	5	–	–
4773	14	7	5	12	7	5	4	1	1	8	6	4	–	–	–	2	–	–
4774	10	8	13	7	8	13	1	6	2	5	2	11	1	–	–	3	–	–
4781	237	183	153	175	183	153	69	88	78	101	88	74	5	7	1	62	–	–
4782	72	55	49	60	55	49	27	22	21	33	30	27	–	3	1	12	–	–
4783	7	5	7	7	5	7	5	1	2	2	4	4	–	–	1	–	–	–
4784	97	44	68	66	44	68	40	22	40	24	22	26	2	–	2	31	–	–
4785	3	–	1	2	–	1	1	–	–	1	–	1	–	–	–	1	–	–
4789	243	183	156	173	183	156	101	100	87	70	81	66	2	2	3	70	–	–
4911	35	37	22	32	37	22	30	28	19	2	9	3	–	–	–	3	–	–
4912	36	28	25	32	28	25	30	20	21	2	8	3	–	–	1	4	–	–
4921	513	290	261	314	290	261	172	149	153	138	140	106	4	1	2	199	–	–
4922	104	93	55	73	93	55	42	59	30	31	33	25	–	1	–	31	–	–
4923	40	54	28	37	54	28	17	21	5	20	33	23	–	–	–	3	–	–
4924	10	7	6	6	7	6	1	1	5	5	6	1	–	–	–	4	–	–
4929	47	27	25	30	27	25	21	18	13	8	8	11	1	1	1	17	–	–
4930	1.241	1.022	899	939	1.022	897	661	744	661	262	264	225	16	14	11	302	–	2
4940	1	5	3	1	5	3	1	5	2	–	–	1	–	–	–	–	–	–
5011	1	–	–	1	–	–	1	–	–	–	–	–	–	–	–	–	–	–
5021	9	11	9	8	11	9	8	10	9	–	1	–	–	–	–	1	–	–
5030	–	3	5	–	–	–	–	–	–	–	–	–	–	–	–	–	3	5
5099	–	–	1	–	–	1	–	–	1	–	–	–	–	–	–	–	–	–
5111	89	150	124	83	109	74	54	74	40	29	35	34	–	–	–	6	41	50
5112	4	8	5	3	4	1	–	3	–	2	1	1	1	–	–	1	4	4
5120	5	1	2	5	1	2	5	–	2	–	1	–	–	–	–	–	–	–
5211	124	127	97	98	119	91	78	89	70	19	30	21	1	–	–	26	8	6
5212	46	63	33	38	23	11	28	20	6	10	3	5	–	–	–	8	40	22
5221	9	19	65	8	17	63	5	15	57	3	2	6	–	–	–	1	2	2
5222	1	1	2	1	1	2	1	–	2	–	1	–	–	–	–	–	–	–
5223	6	16	12	4	15	11	2	7	2	2	7	9	–	1	–	2	1	1
5229	40	27	21	30	26	21	18	10	10	12	16	11	–	–	–	10	1	–
5231	–	1	2	–	1	1	–	1	1	–	–	–	–	–	–	–	–	1
5232	1	3	1	1	–	–	1	–	–	–	–	–	–	–	–	–	3	1
5240	76	67	62	56	67	62	29	41	38	26	25	22	1	1	2	20	–	–
5250	26	18	19	25	18	19	20	10	14	5	8	5	–	–	–	1	–	–
5310	1.118	868	965	1.000	868	965	816	703	790	133	131	116	51	34	59	118	–	–
5320	107	69	69	89	69	69	46	38	33	43	31	36	–	–	–	18	–	–
5510	222	173	192	156	173	192	98	106	118	55	65	73	3	2	1	66	–	–
5590	5	5	5	2	5	5	2	5	4	–	–	1	–	–	–	3	–	–
5611	697	558	583	483	558	583	305	335	332	169	209	239	9	14	12	214	–	–
5612	–	8	6	–	8	6	–	7	4	–	1	1	–	–	1	–	–	–
5620	350	295	260	272	295	260	213	241	208	58	53	52	1	1	–	78	–	–
5811	3	1	3	1	1	3	–	1	2	1	–	1	–	–	–	2	–	–
5812	5	2	1	3	2	1	2	2	1	1	–	–	–	–	–	2	–	–
5819	1	–	1	1	–	1	–	–	–	1	–	1	–	–	–	–	–	–
5821	–	1	3	–	1	3	–	–	1	–	1	2	–	–	–	–	–	–
5822	21	24	20	16	24	20	14	17	12	2	7	8	–	–	–	5	–	–
5823	–	–	1	–	–	1	–	–	1	–	–	–	–	–	–	–	–	–
5829	17	4	8	10	4	8	4	2	8	6	2	–	–	–	–	7	–	–
5911	5	4	1	5	4	1	2	2	–	2	2	1	1	–	–	–	–	–
5912	–	–	1	–	–	1	–	–	–	–	–	1	–	–	–	–	–	–
5914	12	6	6	10	6	6	9	5	4	1	1	2	–	–	–	2	–	–
5920	1	1	–	–	1	–	–	–	–	–	1	–	–	–	–	1	–	–
6010	7	4	6	6	1	5	1	1	–	4	–	5	1	–	–	1	3	1
6021	41	47	50	39	46	47	27	22	27	11	22	17	1	2	3	2	1	3
6022	9	4	1	6	3	–	6	3	–	–	–	–	–	–	–	3	1	1
6110	66	48	49	52	48	49	37	36	42	14	12	6	1	–	1	14	–	–
6120	19	19	28	15	19	28	11	10	18	4	9	10	–	–	–	4	–	–
6130	–	–	1	–	–	1	–	–	1	–	–	–	–	–	–	–	–	–
6141	12	11	2	10	10	2	5	4	2	5	6	–	–	–	–	2	1	–
6142	2	–	–	2	–	–	2	–	–	–	–	–	–	–	–	–	–	–
6143	2	–	–	2	–	–	2	–	–	–	–	–	–	–	–	–	–	–
6190	15	14	11	12	14	11	7	5	8	5	9	3	–	–	–	3	–	–
6201	24	81	57	17	13	17	7	4	6	10	9	10	–	–	1	7	68	40
6202	10	14	10	10	14	10	2	7	5	8	7	5	–	–	–	–	–	–
6203	11	13	7	8	13	7	4	3	1	4	10	6	–	–	–	3	–	–
6204	56	31	40	50	31	40	36	18	25	14	12	12	–	1	3	6	–	–
6209	31	29	20	23	29	20	8	8	6	15	21	14	–	–	–	8	–	–
6311	16	11	12	13	6	9	–	2	2	13	4	6	–	–	1	3	5	3
6319	1	1	2	–	1	2	–	–	1	–	1	1	–	–	–	1	–	–
6391	–	–	1	–	–	1	–	–	1	–	–	–	–	–	–	–	–	–

Capítulo 1 - Brasil e Grandes Regiões

1.6 - Quantidade de acidentes do trabalho, por situação do registro e motivo, segundo a Classificação Nacional de Atividades Econômicas (CNAE), na Região Centro-Oeste - 2013/2015

(continuação)

CNAE	QUANTIDADE DE ACIDENTES DO TRABALHO																	
	Total			Com CAT Registrada												Sem CAT Registrada		
				Total			Motivo											
							Típico			Trajeto			Doença do Trabalho					
	2013	2014	2015	2013	2014	2015	2013	2014	2015	2013	2014	2015	2013	2014	2015	2013	2014	2015
6399	8	7	7	5	7	7	2	3	1	3	4	6	–	–	–	3	–	–
6410	2	3	2	2	3	2	2	3	2	–	–	–	–	–	–	–	–	–
6421	19	17	23	8	17	23	3	8	18	2	–	2	3	9	3	11	–	–
6422	502	320	347	364	320	347	147	137	148	46	38	37	171	145	162	138	–	–
6423	222	271	267	167	271	267	86	199	198	35	33	19	46	39	50	55	–	–
6424	10	6	9	5	6	9	4	2	3	1	3	3	–	1	3	5	–	–
6431	1	–	–	1	–	–	1	–	–	–	–	–	–	–	–	–	–	–
6433	–	1	–	–	1	–	–	1	–	–	–	–	–	–	–	–	–	–
6434	–	1	–	–	1	–	–	–	–	–	1	–	–	–	–	–	–	–
6435	3	3	3	2	3	2	1	2	1	–	1	–	1	–	1	1	–	1
6436	1	3	3	1	3	3	–	1	1	1	1	1	–	1	1	–	–	–
6440	3	1	4	3	1	4	3	1	3	–	–	1	–	–	–	–	–	–
6462	17	17	16	15	17	16	7	11	5	8	6	11	–	–	–	2	–	–
6463	7	6	7	7	6	7	5	6	5	2	–	2	–	–	–	–	–	–
6491	–	2	–	–	2	–	–	1	–	–	1	–	–	–	–	–	–	–
6492	1	1	–	–	1	–	–	–	–	–	1	–	–	–	–	1	–	–
6493	6	1	1	4	1	1	3	–	–	1	1	1	–	–	–	2	–	–
6499	–	1	1	–	1	1	–	1	1	–	–	–	–	–	–	–	–	–
6511	1	1	–	1	1	–	1	–	–	–	1	–	–	–	–	–	–	–
6512	2	2	–	–	2	–	–	–	–	–	1	–	–	1	–	2	–	–
6541	5	9	6	4	9	6	1	5	3	3	4	2	–	–	1	1	–	–
6550	56	55	53	43	55	53	20	26	16	22	28	35	1	1	2	13	–	–
6611	–	–	1	–	–	1	–	–	–	–	–	1	–	–	–	–	–	–
6612	3	2	2	3	2	2	–	1	2	3	1	–	–	–	–	–	–	–
6613	1	20	9	1	4	–	–	1	–	1	3	–	–	–	–	–	16	9
6619	2	6	2	2	6	2	–	3	1	2	3	–	–	–	1	–	–	–
6621	–	5	9	–	–	1	–	–	–	–	–	1	–	–	–	–	5	8
6622	21	6	21	19	6	21	5	1	4	13	5	16	1	–	1	2	–	–
6629	1	3	2	1	3	2	–	1	1	1	2	1	–	–	–	–	–	–
6630	1	10	6	1	–	1	–	–	–	1	–	1	–	–	–	–	10	5
6810	52	88	48	36	88	48	24	76	35	12	11	12	–	1	1	16	–	–
6821	12	9	10	9	9	10	4	5	5	5	4	5	–	–	–	3	–	–
6822	33	22	27	24	22	27	12	14	20	11	8	7	1	–	–	9	–	–
6911	19	9	11	12	9	11	6	4	6	6	4	5	–	1	–	7	–	–
6912	10	11	9	6	11	9	2	1	3	4	10	6	–	–	–	4	–	–
6920	110	110	97	86	110	97	33	36	31	50	71	65	3	3	1	24	–	–
7010	2	2	2	2	–	1	1	–	1	1	–	–	–	–	–	–	2	1
7020	35	26	39	27	26	39	12	11	14	15	15	24	–	–	1	8	–	–
7111	7	2	5	6	2	5	3	2	3	3	–	2	–	–	–	1	–	–
7112	265	211	149	219	211	149	177	155	115	42	54	30	–	2	4	46	–	–
7119	33	52	28	27	52	28	20	40	25	7	12	3	–	–	–	6	–	–
7120	15	15	14	14	15	14	7	10	11	7	5	3	–	–	–	1	–	–
7210	84	87	67	79	87	67	67	68	55	12	18	11	–	1	1	5	–	–
7220	–	1	3	–	–	1	–	–	–	–	–	1	–	–	–	–	1	2
7311	5	6	10	2	6	7	1	1	1	1	4	6	–	1	–	3	–	3
7312	8	9	8	4	9	8	2	4	3	2	5	5	–	–	–	4	–	–
7319	25	20	19	14	20	19	8	6	7	6	13	12	–	1	–	11	–	–
7320	5	6	1	5	3	1	1	2	–	4	1	1	–	–	–	–	3	–
7410	3	2	3	2	2	3	2	–	1	–	2	2	–	–	–	1	–	–
7420	4	5	12	2	4	6	1	2	2	1	2	4	–	–	–	2	1	6
7490	40	40	38	31	40	38	19	27	23	12	12	13	–	1	2	9	–	–
7500	6	7	–	5	7	–	1	6	–	4	1	–	–	–	–	1	–	–
7711	31	21	20	23	21	20	13	15	10	10	6	10	–	–	–	8	–	–
7719	9	12	9	6	12	9	3	10	7	3	2	2	–	–	–	3	–	–
7721	3	–	2	2	–	2	1	–	1	1	–	1	–	–	–	1	–	–
7722	1	1	1	1	1	1	–	1	1	1	–	–	–	–	–	–	–	–
7723	3	–	8	2	–	8	1	–	3	1	–	5	–	–	–	1	–	–
7729	4	7	3	2	7	3	1	5	–	1	2	3	–	–	–	2	–	–
7731	18	6	5	14	6	5	12	4	4	1	2	1	1	–	–	4	–	–
7732	92	71	38	74	71	38	56	56	25	18	15	12	–	–	1	18	–	–
7733	2	6	9	1	3	5	–	3	–	1	–	5	–	–	–	1	3	4
7739	26	22	26	18	22	26	12	13	20	6	8	6	–	1	–	8	–	–
7740	–	–	1	–	–	1	–	–	1	–	–	–	–	–	–	–	–	–
7810	44	22	30	21	22	30	7	5	14	13	16	16	1	1	–	23	–	–
7820	168	116	119	118	116	119	55	73	74	61	39	41	2	4	4	50	–	–
7830	61	34	34	35	34	34	18	21	19	17	13	15	–	–	–	26	–	–
7911	22	10	31	14	10	31	9	3	10	5	7	20	–	–	1	8	–	–
7990	8	2	3	6	2	3	3	2	2	3	–	1	–	–	–	2	–	–
8011	346	259	192	256	257	192	70	75	55	185	181	133	1	1	4	90	2	–
8012	166	153	126	141	139	116	45	82	60	95	57	56	1	–	–	25	14	10
8020	42	29	36	31	29	36	12	15	21	19	14	15	–	–	–	11	–	–
8030	1	19	15	1	–	1	1	–	1	–	–	–	–	–	–	–	19	14
8111	56	27	28	35	27	28	11	10	10	24	17	18	–	–	–	21	–	–
8112	307	211	225	239	211	225	157	147	148	77	61	75	5	3	2	68	–	–
8121	559	299	229	337	299	229	178	165	113	154	133	113	5	1	3	222	–	–
8122	18	19	7	10	17	7	1	6	7	9	11	–	–	–	–	8	2	–

Capítulo 1 - Brasil e Grandes Regiões

1.6 - Quantidade de acidentes do trabalho, por situação do registro e motivo, segundo a Classificação Nacional de Atividades Econômicas (CNAE), na Região Centro-Oeste - 2013/2015

(conclusão)

CNAE	QUANTIDADE DE ACIDENTES DO TRABALHO																	
	Total			Com CAT Registrada												Sem CAT Registrada		
				Total			Motivo											
							Típico			Trajeto			Doença do Trabalho					
	2013	2014	2015	2013	2014	2015	2013	2014	2015	2013	2014	2015	2013	2014	2015	2013	2014	2015
8129	112	76	68	83	76	68	61	40	39	21	26	23	1	10	6	29	–	–
8130	14	19	23	11	11	18	8	7	15	2	4	3	1	–	–	3	8	5
8211	131	81	94	88	78	92	49	36	44	37	41	45	2	1	3	43	3	2
8219	33	53	39	30	53	39	9	19	14	20	33	24	1	1	1	3	–	–
8220	454	309	295	371	308	294	115	85	72	250	215	221	6	8	1	83	1	1
8230	27	26	27	18	26	27	15	13	18	3	12	9	–	1	–	9	–	–
8291	21	26	21	19	25	18	4	10	7	15	14	9	–	1	2	2	1	3
8292	6	2	–	3	2	–	3	1	–	–	–	–	–	1	–	3	–	–
8299	257	215	133	211	215	133	133	128	86	76	82	45	2	5	2	46	–	–
8411	873	422	397	427	422	397	309	289	277	109	128	114	9	5	6	446	–	–
8412	3	2	3	2	2	3	2	2	2	–	–	1	–	–	–	1	–	–
8413	–	3	2	–	3	2	–	3	2	–	–	–	–	–	–	–	–	–
8422	3	6	4	3	6	4	3	6	4	–	–	–	–	–	–	–	–	–
8423	9	11	8	2	11	8	1	8	5	–	3	2	1	–	1	7	–	–
8424	7	10	12	6	10	12	2	5	9	3	5	3	1	–	–	1	–	–
8430	6	2	2	6	2	2	4	1	1	–	1	1	2	–	–	–	–	–
8511	34	258	225	28	42	57	22	29	40	5	13	17	1	–	–	6	216	168
8512	40	28	37	25	27	35	20	13	15	5	12	19	–	2	1	15	1	2
8513	113	105	97	81	102	95	58	76	58	17	24	37	6	2	–	32	3	2
8520	98	81	69	68	81	69	55	47	48	11	31	20	2	3	1	30	–	–
8531	78	98	85	61	89	75	42	61	51	19	27	22	–	1	2	17	9	10
8532	60	66	65	48	57	65	36	36	39	12	18	26	–	3	–	12	9	–
8533	21	26	21	20	26	21	18	19	15	2	7	6	–	–	–	1	–	–
8541	2	3	5	1	3	5	–	1	3	1	2	2	–	–	–	1	–	–
8542	3	2	3	2	2	2	2	2	2	–	–	–	–	–	–	1	–	1
8550	3	2	4	2	2	4	1	1	3	1	1	1	–	–	–	1	–	–
8591	9	3	1	6	3	1	2	2	–	1	1	1	3	–	–	3	–	–
8592	2	1	–	1	1	–	1	–	–	–	1	–	–	–	–	1	–	–
8593	3	6	6	1	6	6	–	2	3	1	4	3	–	–	–	2	–	–
8599	197	174	163	157	174	163	89	105	82	65	68	77	3	1	4	40	–	–
8610	3.290	3.249	3.269	3.028	3.249	3.269	2.509	2.651	2.738	501	575	520	18	23	11	262	–	–
8621	1	3	11	–	3	11	–	1	9	–	2	2	–	–	–	1	–	–
8630	119	171	125	108	171	125	71	103	90	37	67	33	–	1	2	11	–	–
8640	270	302	376	241	302	376	164	204	253	76	95	122	1	3	1	29	–	–
8650	26	47	42	21	47	42	11	34	32	9	12	10	1	1	–	5	–	–
8660	60	88	189	56	88	189	50	71	166	6	16	22	–	1	1	4	–	–
8690	33	33	33	25	33	33	19	25	24	6	8	9	–	–	–	8	–	–
8711	20	3	15	9	3	15	6	1	9	3	2	5	–	–	1	11	–	–
8712	5	4	5	3	4	5	3	1	1	–	2	3	–	1	1	2	–	–
8720	17	10	11	15	10	11	12	5	8	2	5	2	1	–	1	2	–	–
8730	12	4	1	4	4	1	3	1	1	1	3	–	–	–	–	8	–	–
8800	261	241	229	242	241	229	164	170	165	77	71	62	1	–	2	19	–	–
9001	1	15	3	1	15	3	1	4	2	–	10	–	–	1	1	–	–	–
9002	–	1	–	–	1	–	–	1	–	–	–	–	–	–	–	–	–	–
9003	–	1	–	–	1	–	–	1	–	–	–	–	–	–	–	–	–	–
9103	–	–	1	–	–	1	–	–	1	–	–	–	–	–	–	–	–	–
9311	1	1	1	1	1	1	1	1	1	–	–	–	–	–	–	–	–	–
9312	41	23	19	32	23	19	20	18	15	11	5	4	1	–	–	9	–	–
9313	18	18	19	11	18	19	5	10	11	5	8	8	1	–	–	7	–	–
9319	7	7	3	5	7	3	3	5	2	2	2	1	–	–	–	2	–	–
9321	7	16	7	7	16	7	4	14	3	3	2	3	–	–	1	–	–	–
9329	34	30	12	25	30	12	17	25	8	7	3	4	1	2	–	9	–	–
9411	43	24	6	39	24	6	26	8	3	13	15	3	–	1	–	4	–	–
9412	20	20	25	17	20	25	5	7	7	12	13	18	–	–	–	3	–	–
9420	56	49	35	40	49	35	20	27	19	14	19	12	6	3	4	16	–	–
9430	217	168	202	161	168	202	108	117	138	46	47	63	7	4	1	56	–	–
9491	52	44	38	34	44	38	20	30	25	14	12	13	–	2	–	18	–	–
9492	2	–	4	1	–	2	1	–	–	–	–	2	–	–	–	1	–	2
9493	4	3	–	4	3	–	2	3	–	2	–	–	–	–	–	–	–	–
9499	69	100	156	58	100	156	39	72	117	17	27	39	2	1	–	11	–	–
9511	23	32	14	18	32	14	8	14	5	10	18	7	–	–	2	5	–	–
9512	11	7	4	8	7	4	5	5	3	3	2	1	–	–	–	3	–	–
9521	18	13	9	9	13	9	1	8	2	8	4	7	–	1	–	9	–	–
9529	8	9	15	4	9	15	3	5	5	1	4	10	–	–	–	4	–	–
9601	50	24	26	28	24	26	20	17	16	6	5	9	2	2	1	22	–	–
9602	22	11	13	14	11	13	5	4	5	7	7	7	2	–	1	8	–	–
9603	46	35	39	33	35	39	14	16	19	19	18	20	–	1	–	13	–	–
9609	16	11	10	15	11	10	4	5	3	11	6	7	–	–	–	1	–	–
9700	7	5	10	7	5	10	5	3	3	2	2	7	–	–	–	–	–	–
9900	11	6	12	9	5	12	8	3	9	1	2	2	–	–	1	2	1	–
Ignorado	1.653	8.405	6.460	516	490	629	426	429	548	80	54	68	10	7	13	1.137	7.915	5.831

Fonte: DATAPREV, CAT, SUB.
Nota: Os dados são preliminares, estando sujeitos a correções.

Capítulo 1 - Brasil e Grandes Regiões

1.7 - Quantidade de acidentes do trabalho, por situação do registro e motivo, segundo os grupos de idade e sexo, no Brasil - 2013/2015

GRUPOS DE IDADE E SEXO	QUANTIDADE DE ACIDENTES DO TRABALHO																	
	Total			Com CAT Registrada												Sem CAT Registrada		
				Total			Motivo											
							Típico			Trajeto			Doença do Trabalho					
	2013	2014	2015	2013	2014	2015	2013	2014	2015	2013	2014	2015	2013	2014	2015	2013	2014	2015
TOTAL	**725.664**	**712.302**	**612.632**	**563.704**	**564.283**	**502.942**	**434.339**	**430.454**	**383.663**	**112.183**	**116.230**	**106.039**	**17.182**	**17.599**	**13.240**	**161.960**	**148.019**	**109.690**
Masculino	**500.115**	**484.441**	**410.646**	**396.856**	**390.633**	**340.863**	**317.038**	**309.090**	**269.803**	**69.802**	**71.458**	**63.635**	**10.016**	**10.085**	**7.425**	**103.259**	**93.808**	**69.783**
Feminino	**225.536**	**227.842**	**201.973**	**166.835**	**173.631**	**162.066**	**117.289**	**121.347**	**113.847**	**42.380**	**44.770**	**42.404**	**7.166**	**7.514**	**5.815**	**58.701**	**54.211**	**39.907**
Ignorado	**13**	**19**	**13**	**13**	**19**	**13**	**12**	**17**	**13**	**1**	**2**	**–**	**–**	**–**	**–**	**–**	**–**	**–**
Até 19 anos	24.561	23.241	17.153	21.573	20.532	15.384	16.961	15.899	11.583	4.502	4.492	3.721	110	141	80	2.988	2.709	1.769
Masculino	19.057	17.762	12.884	16.698	15.638	11.498	13.613	12.538	9.028	3.000	3.014	2.420	85	86	50	2.359	2.124	1.386
Feminino	5.501	5.478	4.269	4.872	4.893	3.886	3.346	3.360	2.555	1.501	1.478	1.301	25	55	30	629	585	383
Ignorado	3	1	–	3	1	–	2	1	–	1	–	–	–	–	–	–	–	–
20 a 24 anos	103.778	99.460	83.065	90.194	87.422	73.998	69.561	66.588	55.655	19.814	19.935	17.731	819	899	612	13.584	12.038	9.067
Masculino	78.262	74.095	61.072	68.574	65.466	54.574	54.832	51.845	42.853	13.281	13.057	11.382	461	564	339	9.688	8.629	6.498
Feminino	25.511	25.357	21.986	21.615	21.948	19.417	14.724	14.736	12.795	6.533	6.877	6.349	358	335	273	3.896	3.409	2.569
Ignorado	5	8	7	5	8	7	5	7	7	–	1	–	–	–	–	–	–	–
25 a 29 anos	121.876	117.644	99.617	102.615	100.395	86.938	78.434	75.520	65.631	22.221	22.794	19.933	1.960	2.081	1.374	19.261	17.249	12.679
Masculino	85.316	81.214	68.176	72.715	69.998	59.733	57.789	54.716	46.851	13.881	14.143	12.181	1.045	1.139	701	12.601	11.216	8.443
Feminino	36.557	36.426	31.440	29.897	30.393	27.204	20.642	20.800	18.779	8.340	8.651	7.752	915	942	673	6.660	6.033	4.236
Ignorado	3	4	1	3	4	1	3	4	1	–	–	–	–	–	–	–	–	–
30 a 34 anos	122.346	118.560	102.890	98.884	97.771	87.337	75.606	73.862	66.175	20.317	20.886	18.996	2.961	3.023	2.166	23.462	20.789	15.553
Masculino	82.786	79.431	67.957	68.010	66.527	58.146	53.875	51.886	45.630	12.502	13.023	11.388	1.633	1.618	1.128	14.776	12.904	9.811
Feminino	39.559	39.127	34.931	30.873	31.242	29.189	21.730	21.975	20.543	7.815	7.862	7.608	1.328	1.405	1.038	8.686	7.885	5.742
Ignorado	1	2	2	1	2	2	1	1	2	–	1	–	–	–	–	–	–	–
35 a 39 anos	99.922	100.876	89.763	77.223	79.450	73.715	59.746	60.863	56.543	14.580	15.478	14.806	2.897	3.109	2.366	22.699	21.426	16.048
Masculino	66.431	66.176	57.954	52.508	53.088	48.128	41.893	42.017	38.041	8.975	9.345	8.801	1.640	1.726	1.286	13.923	13.088	9.826
Feminino	33.490	34.699	31.808	24.714	26.361	25.586	17.852	18.845	18.501	5.605	6.133	6.005	1.257	1.383	1.080	8.776	8.338	6.222
Ignorado	1	1	1	1	1	1	1	1	1	–	–	–	–	–	–	–	–	–
40 a 44 anos	81.086	81.271	70.340	59.002	60.820	55.279	45.857	46.834	42.669	10.385	11.295	10.515	2.760	2.691	2.095	22.084	20.451	15.061
Masculino	53.127	52.330	44.938	39.800	40.095	35.879	31.951	31.852	28.539	6.276	6.686	6.168	1.573	1.557	1.172	13.327	12.235	9.059
Feminino	27.959	28.940	25.402	19.202	20.724	19.400	13.906	14.981	14.130	4.109	4.609	4.347	1.187	1.134	923	8.757	8.216	6.002
Ignorado	–	1	–	–	1	–	–	1	–	–	–	–	–	–	–	–	–	–
45 a 49 anos	71.194	69.323	59.058	48.786	48.700	44.194	37.505	37.344	34.085	8.512	8.793	8.058	2.769	2.563	2.051	22.408	20.623	14.864
Masculino	46.330	44.744	37.442	33.089	32.428	28.556	26.286	25.836	22.808	5.153	5.140	4.595	1.650	1.452	1.153	13.241	12.316	8.886
Feminino	24.864	24.577	21.615	15.697	16.270	15.637	11.219	11.506	11.276	3.359	3.653	3.463	1.119	1.111	898	9.167	8.307	5.978
Ignorado	–	2	1	–	2	1	–	2	1	–	–	–	–	–	–	–	–	–
50 a 54 anos	53.645	53.692	47.232	34.401	36.102	33.889	26.489	27.682	26.121	6.140	6.502	6.281	1.772	1.918	1.487	19.244	17.590	13.343
Masculino	35.029	34.467	30.011	23.285	23.977	22.092	18.776	19.223	17.779	3.419	3.612	3.425	1.090	1.142	888	11.744	10.490	7.919
Feminino	18.616	19.225	17.221	11.116	12.125	11.797	7.713	8.459	8.342	2.721	2.890	2.856	682	776	599	7.500	7.100	5.424
Ignorado	–	–	–	–	–	–	–	–	–	–	–	–	–	–	–	–	–	–
55 a 59 anos	32.351	32.266	28.699	20.359	21.260	20.441	15.840	16.549	15.879	3.704	3.863	3.857	815	848	705	11.992	11.006	8.258
Masculino	22.337	21.997	19.191	14.076	14.427	13.572	11.497	11.823	11.080	2.012	2.073	2.026	567	531	466	8.261	7.570	5.619
Feminino	10.014	10.269	9.507	6.283	6.833	6.868	4.343	4.726	4.798	1.692	1.790	1.831	248	317	239	3.731	3.436	2.639
Ignorado	–	–	1	–	–	1	–	–	1	–	–	–	–	–	–	–	–	–
60 a 64 anos	11.822	12.521	11.377	8.072	8.857	8.702	6.354	6.991	6.940	1.457	1.604	1.534	261	262	228	3.750	3.664	2.675
Masculino	9.127	9.579	8.443	6.135	6.685	6.374	4.964	5.483	5.311	951	987	889	220	215	174	2.992	2.894	2.069
Feminino	2.695	2.942	2.934	1.937	2.172	2.328	1.390	1.508	1.629	506	617	645	41	47	54	758	770	606
Ignorado	–	–	–	–	–	–	–	–	–	–	–	–	–	–	–	–	–	–
65 a 69 anos	2.323	2.634	2.648	1.894	2.210	2.315	1.463	1.742	1.805	387	423	448	44	45	62	429	424	333
Masculino	1.739	2.026	1.995	1.422	1.709	1.751	1.143	1.398	1.437	239	275	257	40	36	57	317	317	244
Feminino	584	608	653	472	501	564	320	344	368	148	148	191	4	9	5	112	107	89
Ignorado	–	–	–	–	–	–	–	–	–	–	–	–	–	–	–	–	–	–
70 anos e mais	698	738	746	642	699	715	474	523	546	155	157	155	13	19	14	56	39	31
Masculino	530	570	558	502	551	540	384	434	428	107	98	101	11	19	11	28	19	18
Feminino	168	168	188	140	148	175	90	89	118	48	59	54	2	–	3	28	20	13
Ignorado	–	–	–	–	–	–	–	–	–	–	–	–	–	–	–	–	–	–
Ignorada	62	76	44	59	65	35	49	57	31	9	8	4	1	–	–	3	11	9
Masculino	44	50	25	42	44	20	35	39	18	6	5	2	1	–	–	2	6	5
Feminino	18	26	19	17	21	15	14	18	13	3	3	2	–	–	–	1	5	4
Ignorado	–	–	–	–	–	–	–	–	–	–	–	–	–	–	–	–	–	–

Fonte: DATAPREV, CAT, SUB.
Nota: Os dados são preliminares, estando sujeitos a correções.

Capítulo 1 - Brasil e Grandes Regiões

1.8 - Quantidade mensal de acidentes do trabalho, por situação do registro e motivo, no Brasil - 2013/2015

MESES	QUANTIDADE DE ACIDENTES DO TRABALHO																	
	Total			Com CAT Registrada												Sem CAT Registrada		
				Total			Motivo											
							Típico			Trajeto			Doença do Trabalho					
	2013	2014	2015	2013	2014	2015	2013	2014	2015	2013	2014	2015	2013	2014	2015	2013	2014	2015
TOTAL	**725.664**	**712.302**	**612.632**	**563.704**	**564.283**	**502.942**	**434.339**	**430.454**	**383.663**	**112.183**	**116.230**	**106.039**	**17.182**	**17.599**	**13.240**	**161.960**	**148.019**	**109.690**
Janeiro	58.212	59.386	52.726	44.508	46.393	42.219	34.810	35.926	32.777	8.281	9.068	8.319	1.417	1.399	1.123	13.704	12.993	10.507
Fevereiro	54.649	58.723	49.830	42.003	45.843	40.212	32.772	35.179	30.905	7.894	9.263	8.209	1.337	1.401	1.098	12.646	12.880	9.618
Março	60.375	59.504	56.720	46.278	47.173	46.875	35.702	36.006	36.055	9.012	9.560	9.505	1.564	1.607	1.315	14.097	12.331	9.845
Abril	63.675	58.135	49.717	49.217	45.633	40.862	38.042	34.694	31.104	9.628	9.468	8.578	1.547	1.471	1.180	14.458	12.502	8.855
Maio	61.492	61.975	51.405	47.790	48.629	42.221	36.732	36.785	31.978	9.573	10.278	9.066	1.485	1.566	1.177	13.702	13.346	9.184
Junho	59.484	54.692	51.027	46.201	43.317	41.700	35.137	32.625	31.403	9.639	9.379	9.139	1.425	1.313	1.158	13.283	11.375	9.327
Julho	63.900	62.482	54.891	49.758	49.284	44.354	38.230	37.579	33.559	10.014	10.152	9.480	1.514	1.553	1.315	14.142	13.198	10.537
Agosto	65.768	62.389	54.554	50.931	49.107	44.323	38.705	37.261	33.539	10.703	10.211	9.580	1.523	1.635	1.204	14.837	13.282	10.231
Setembro	62.979	64.244	51.842	49.134	51.265	42.827	37.752	38.973	32.568	9.829	10.696	9.184	1.553	1.596	1.075	13.845	12.979	9.015
Outubro	66.596	65.404	51.183	52.254	52.281	42.276	40.512	39.848	32.369	10.225	10.762	8.959	1.517	1.671	948	14.342	13.123	8.907
Novembro	58.447	56.470	47.242	45.930	45.620	39.767	35.455	35.098	30.531	9.291	9.196	8.310	1.184	1.326	926	12.517	10.850	7.475
Dezembro	50.087	48.898	41.495	39.700	39.738	35.306	30.490	30.480	26.875	8.094	8.197	7.710	1.116	1.061	721	10.387	9.160	6.189

Fonte: DATAPREV, CAT, SUB.
Nota: Os dados são preliminares, estando sujeitos a correções.

DISTRIBUIÇÃO DE ACIDENTES DO TRABALHO, POR MOTIVO, NO BRASIL - 2015

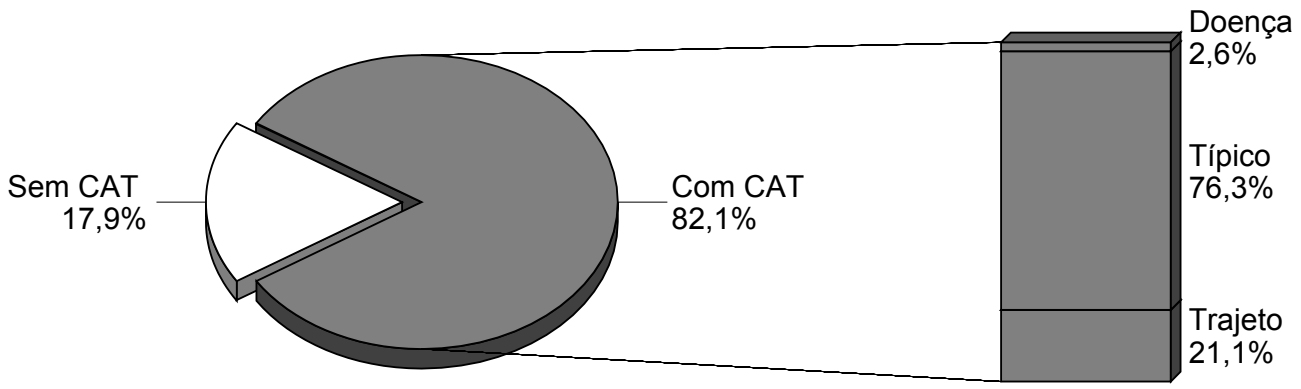

Fonte: DATAPREV, CAT, SUB.

Capítulo 2 - Rondônia

2.1 - Quantidade de acidentes do trabalho, por situação do registro e motivo, segundo a Classificação Nacional de Atividades Econômicas (CNAE), no estado de Rondônia - 2013/2015

(continua)

CNAE	QUANTIDADE DE ACIDENTES DO TRABALHO																	
	Total			Com CAT Registrada												Sem CAT Registrada		
				Total			Motivo											
							Típico			Trajeto			Doença do Trabalho					
	2013	2014	2015	2013	2014	2015	2013	2014	2015	2013	2014	2015	2013	2014	2015	2013	2014	2015
TOTAL	**6.298**	**5.611**	**4.714**	**4.490**	**3.978**	**3.207**	**3.550**	**3.013**	**2.296**	**817**	**859**	**808**	**123**	**106**	**103**	**1.808**	**1.633**	**1.507**
0111	2	7	8	2	3	1	1	3	1	1	–	–	–	–	–	–	4	7
0112	1	99	84	1	1	1	1	1	1	–	–	–	–	–	–	–	98	83
0115	5	5	7	5	5	7	2	5	4	3	–	3	–	–	–	–	–	–
0119	1	1	1	–	1	1	–	1	1	–	–	–	–	–	–	1	–	–
0121	–	3	3	–	2	1	–	2	–	–	–	1	–	–	–	–	1	2
0131	–	–	1	–	–	1	–	–	1	–	–	–	–	–	–	–	–	–
0134	–	–	2	–	–	1	–	–	1	–	–	–	–	–	–	–	–	1
0139	–	1	5	–	–	–	–	–	–	–	–	–	–	–	–	–	1	5
0141	34	33	51	34	33	51	31	23	41	3	10	10	–	–	–	–	–	–
0142	–	–	1	–	–	1	–	–	–	–	–	1	–	–	–	–	–	–
0151	120	76	68	97	76	68	82	71	56	15	5	12	–	–	–	23	–	–
0152	1	–	–	1	–	–	1	–	–	–	–	–	–	–	–	–	–	–
0153	1	–	–	1	–	–	1	–	–	–	–	–	–	–	–	–	–	–
0154	–	2	–	–	2	–	–	2	–	–	–	–	–	–	–	–	–	–
0155	2	3	2	2	3	2	2	–	2	–	3	–	–	–	–	–	–	–
0161	7	–	1	5	–	1	5	–	–	–	–	1	–	–	–	2	–	–
0162	2	5	6	2	5	6	2	4	6	–	1	–	–	–	–	–	–	–
0210	1	9	1	–	9	1	–	7	–	–	2	1	–	–	–	1	–	–
0220	5	3	–	4	2	–	4	2	–	–	–	–	–	–	–	1	1	–
0230	9	3	4	9	3	4	8	2	3	–	1	1	1	–	–	–	–	–
0322	5	2	2	3	2	2	3	2	1	–	–	1	–	–	–	2	–	–
0710	1	1	3	–	1	3	–	1	2	–	–	1	–	–	–	1	–	–
0722	31	13	8	27	13	8	25	12	5	2	1	3	–	–	–	4	–	–
0729	1	2	–	1	2	–	1	2	–	–	–	–	–	–	–	–	–	–
0810	17	5	8	12	5	8	9	4	4	3	1	4	–	–	–	5	–	–
1011	428	365	413	351	365	413	304	312	364	35	39	31	12	14	18	77	–	–
1012	10	16	17	9	10	10	1	9	9	8	1	1	–	–	–	1	6	7
1013	5	6	6	4	6	6	2	6	3	2	–	3	–	–	–	1	–	–
1020	3	9	5	2	9	5	1	7	5	1	1	–	–	1	–	1	–	–
1041	2	–	–	1	–	–	–	–	–	1	–	–	–	–	–	1	–	–
1042	3	2	2	3	2	2	3	2	2	–	–	–	–	–	–	–	–	–
1051	5	2	4	3	2	4	2	1	2	1	1	2	–	–	–	2	–	–
1052	97	84	68	73	84	68	64	72	50	9	12	18	–	–	–	24	–	–
1053	3	1	–	2	1	–	1	1	–	1	–	–	–	–	–	1	–	–
1061	7	16	5	5	16	5	3	10	5	2	6	–	–	–	–	2	–	–
1064	–	–	2	–	–	2	–	–	–	–	–	2	–	–	–	–	–	–
1066	10	12	11	8	12	11	4	8	8	4	3	2	–	1	1	2	–	–
1069	–	–	2	–	–	2	–	–	1	–	–	1	–	–	–	–	–	–
1081	3	1	1	3	1	1	1	–	–	2	1	1	–	–	–	–	–	–
1091	9	7	19	6	7	19	4	5	14	2	2	4	–	–	1	3	–	–
1099	5	5	4	4	5	4	–	3	3	4	2	1	–	–	–	1	–	–
1111	–	–	1	–	–	–	–	–	–	–	–	–	–	–	–	–	–	1
1113	–	2	2	–	1	–	–	1	–	–	–	–	–	–	–	–	1	2
1121	2	1	1	2	1	1	2	1	–	–	–	1	–	–	–	–	–	–
1122	27	20	15	16	20	15	14	8	10	2	12	5	–	–	–	11	–	–
1220	–	1	–	–	–	–	–	–	–	–	–	–	–	–	–	–	1	–
1354	1	–	–	1	–	–	1	–	–	–	–	–	–	–	–	–	–	–
1411	6	–	1	4	–	1	1	–	–	3	–	1	–	–	–	2	–	–
1412	12	8	4	4	8	4	2	2	–	2	6	4	–	–	–	8	–	–
1413	3	2	–	2	2	–	2	1	–	–	1	–	–	–	–	1	–	–
1414	–	1	–	–	1	–	–	1	–	–	–	–	–	–	–	–	–	–
1422	1	–	–	–	–	–	–	–	–	–	–	–	–	–	–	1	–	–
1510	22	16	28	21	16	28	19	11	23	2	4	5	–	1	–	1	–	–
1521	–	1	–	–	–	–	–	–	–	–	–	–	–	–	–	–	1	–
1531	1	1	1	1	1	1	1	1	1	–	–	–	–	–	–	–	–	–
1610	152	119	124	104	119	124	89	96	103	13	23	18	2	–	3	48	–	–
1621	43	43	26	25	43	26	16	33	20	4	9	6	5	1	–	18	–	–
1622	7	8	7	4	8	7	4	8	5	–	–	1	–	–	1	3	–	–
1629	7	4	6	7	4	6	7	3	6	–	–	–	–	1	–	–	–	–
1721	2	–	1	2	–	–	2	–	–	–	–	–	–	–	–	–	–	1
1722	–	–	1	–	–	–	–	–	–	–	–	–	–	–	–	–	–	1

Capítulo 2 - Rondônia

2.1 - Quantidade de acidentes do trabalho, por situação do registro e motivo, segundo a Classificação Nacional de Atividades Econômicas (CNAE), no estado de Rondônia - 2013/2015

(continuação)

CNAE	QUANTIDADE DE ACIDENTES DO TRABALHO																	
	Total			Com CAT Registrada												Sem CAT Registrada		
				Total			Motivo											
							Típico			Trajeto			Doença do Trabalho					
	2013	2014	2015	2013	2014	2015	2013	2014	2015	2013	2014	2015	2013	2014	2015	2013	2014	2015
1731	–	–	1	–	–	–	–	–	–	–	–	–	–	–	–	–	–	1
1732	–	1	–	–	–	–	–	–	–	–	–	–	–	–	–	–	1	–
1741	1	2	3	1	1	3	1	1	1	–	–	–	–	–	2	–	1	–
1749	2	1	1	1	1	1	1	1	1	–	–	–	–	–	–	1	–	–
1812	–	3	3	–	–	–	–	–	–	–	–	–	–	–	–	–	3	3
1813	5	2	4	2	1	4	1	–	3	1	–	1	–	1	–	3	1	–
1821	2	–	–	2	–	–	2	–	–	–	–	–	–	–	–	–	–	–
1931	1	–	3	–	–	1	–	–	1	–	–	–	–	–	–	1	–	2
1932	–	1	–	–	1	–	–	1	–	–	–	–	–	–	–	–	–	–
2013	–	–	1	–	–	1	–	–	1	–	–	–	–	–	–	–	–	–
2051	1	–	–	1	–	–	–	–	–	1	–	–	–	–	–	–	–	–
2061	–	1	–	–	1	–	–	1	–	–	–	–	–	–	–	–	–	–
2062	3	1	1	2	1	1	1	1	1	1	–	–	–	–	–	1	–	–
2073	1	–	–	1	–	–	1	–	–	–	–	–	–	–	–	–	–	–
2212	6	7	2	3	6	2	3	4	2	–	2	–	–	–	–	3	1	–
2219	–	42	18	–	–	–	–	–	–	–	–	–	–	–	–	–	42	18
2221	2	–	1	2	–	1	–	–	1	2	–	–	–	–	–	–	–	–
2222	–	4	–	–	4	–	–	3	–	–	1	–	–	–	–	–	–	–
2223	–	1	–	–	1	–	–	1	–	–	–	–	–	–	–	–	–	–
2229	1	–	1	1	–	1	1	–	–	–	–	1	–	–	–	–	–	–
2311	24	23	7	20	23	6	19	21	5	1	2	1	–	–	–	4	–	1
2320	2	2	2	2	2	2	2	1	2	–	1	–	–	–	–	–	–	–
2330	33	21	14	20	21	14	13	19	10	7	2	3	–	–	1	13	–	–
2341	–	–	1	–	–	1	–	–	1	–	–	–	–	–	–	–	–	–
2342	60	47	29	45	47	29	32	33	21	11	12	8	2	2	–	15	–	–
2349	12	3	3	8	3	3	7	2	2	1	1	1	–	–	–	4	–	–
2391	3	6	4	1	6	4	1	3	3	–	3	1	–	–	–	2	–	–
2424	1	–	–	1	–	–	–	–	–	1	–	–	–	–	–	–	–	–
2449	11	8	9	10	8	9	10	8	8	–	–	1	–	–	–	1	–	–
2451	1	–	1	1	–	–	1	–	–	–	–	–	–	–	–	–	–	1
2452	1	5	2	1	4	–	1	4	–	–	–	–	–	–	–	–	1	2
2511	5	6	9	4	6	7	3	5	5	1	1	2	–	–	–	1	–	2
2512	2	7	4	1	6	4	–	5	2	1	1	2	–	–	–	1	1	–
2513	1	–	–	1	–	–	1	–	–	–	–	–	–	–	–	–	–	–
2521	4	4	2	4	3	2	4	3	2	–	–	–	–	–	–	–	1	–
2532	–	1	–	–	1	–	–	–	–	–	1	–	–	–	–	–	–	–
2539	4	1	1	3	1	1	3	1	1	–	–	–	–	–	–	1	–	–
2542	3	1	1	–	1	1	–	1	–	–	–	1	–	–	–	3	–	–
2543	–	–	1	–	–	1	–	–	1	–	–	–	–	–	–	–	–	–
2592	–	1	1	–	1	1	–	1	1	–	–	–	–	–	–	–	–	–
2593	1	–	1	1	–	1	1	–	1	–	–	–	–	–	–	–	–	–
2599	2	–	1	2	–	1	2	–	–	–	–	1	–	–	–	–	–	–
2710	–	–	1	–	–	1	–	–	–	–	–	1	–	–	–	–	–	–
2722	–	–	1	–	–	1	–	–	1	–	–	–	–	–	–	–	–	–
2731	81	–	–	75	–	–	66	–	–	8	–	–	1	–	–	6	–	–
2790	–	–	1	–	–	1	–	–	1	–	–	–	–	–	–	–	–	–
2811	–	2	–	–	1	–	–	1	–	–	–	–	–	–	–	–	1	–
2812	–	1	1	–	–	–	–	–	–	–	–	–	–	–	–	–	1	1
2814	1	1	1	1	1	1	1	–	1	–	1	–	–	–	–	–	–	–
2822	18	19	14	15	19	14	14	16	12	–	2	2	1	1	–	3	–	–
2823	2	1	–	1	1	–	1	1	–	–	–	–	–	–	–	1	–	–
2829	–	1	–	–	1	–	–	1	–	–	–	–	–	–	–	–	–	–
2833	–	–	1	–	–	–	–	–	–	–	–	–	–	–	–	–	–	1
2852	–	1	–	–	1	–	–	1	–	–	–	–	–	–	–	–	–	–
2864	–	1	–	–	1	–	–	1	–	–	–	–	–	–	–	–	–	–
2920	–	–	1	–	–	–	–	–	–	–	–	–	–	–	–	–	–	1
2930	13	8	6	8	8	6	7	6	5	1	2	1	–	–	–	5	–	–
2949	1	–	–	–	–	–	–	–	–	–	–	–	–	–	–	1	–	–
2950	4	2	2	1	2	2	1	–	–	–	1	2	–	1	–	3	–	–
3092	2	6	1	1	6	1	1	3	–	–	3	1	–	–	–	1	–	–
3101	21	16	8	14	16	8	11	13	5	3	3	3	–	–	–	7	–	–
3102	1	–	–	–	–	–	–	–	–	–	–	–	–	–	–	1	–	–

Capítulo 2 - Rondônia

2.1 - Quantidade de acidentes do trabalho, por situação do registro e motivo, segundo a Classificação Nacional de Atividades Econômicas (CNAE), no estado de Rondônia - 2013/2015

(continuação)

CNAE	QUANTIDADE DE ACIDENTES DO TRABALHO																	
	Total			Com CAT Registrada												Sem CAT Registrada		
				Total			Motivo											
							Típico			Trajeto			Doença do Trabalho					
	2013	2014	2015	2013	2014	2015	2013	2014	2015	2013	2014	2015	2013	2014	2015	2013	2014	2015
3104	6	9	6	4	9	6	3	7	4	1	1	1	–	1	1	2	–	–
3230	–	6	7	–	–	–	–	–	–	–	–	–	–	–	–	–	6	7
3240	1	–	1	–	–	1	–	–	1	–	–	–	–	–	–	1	–	–
3291	–	1	–	–	–	–	–	–	–	–	–	–	–	–	–	–	1	–
3292	1	2	–	1	2	–	1	1	–	–	1	–	–	–	–	–	–	–
3299	–	3	–	–	3	–	–	3	–	–	–	–	–	–	–	–	–	–
3312	–	–	1	–	–	1	–	–	–	–	–	1	–	–	–	–	–	–
3313	3	5	4	3	5	4	2	5	4	–	–	–	1	–	–	–	–	–
3314	2	6	1	1	6	1	1	1	1	–	5	–	–	–	–	1	–	–
3317	–	–	1	–	–	1	–	–	1	–	–	–	–	–	–	–	–	–
3321	–	4	1	–	4	1	–	4	1	–	–	–	–	–	–	–	–	–
3329	–	1	–	–	1	–	–	1	–	–	–	–	–	–	–	–	–	–
3511	23	39	86	19	37	86	16	33	79	3	4	6	–	–	1	4	2	–
3512	3	1	8	3	1	8	2	1	7	1	–	1	–	–	–	–	–	–
3514	12	7	6	7	7	6	3	6	3	2	–	1	2	1	2	5	–	–
3600	17	13	19	14	13	19	12	8	16	2	5	3	–	–	–	3	–	–
3811	29	23	26	26	23	26	23	22	22	3	1	4	–	–	–	3	–	–
3812	14	12	12	14	12	12	13	12	12	1	–	–	–	–	–	–	–	–
3821	–	–	2	–	–	2	–	–	2	–	–	–	–	–	–	–	–	–
3822	–	1	–	–	1	–	–	1	–	–	–	–	–	–	–	–	–	–
3831	–	–	1	–	–	1	–	–	1	–	–	–	–	–	–	–	–	–
3832	2	–	1	1	–	1	1	–	–	–	–	1	–	–	–	1	–	–
3839	–	1	2	–	1	2	–	–	2	–	1	–	–	–	–	–	–	–
4110	15	6	–	11	6	–	6	5	–	4	1	–	1	–	–	4	–	–
4120	190	162	110	139	161	109	102	122	79	34	36	28	3	3	2	51	1	1
4211	29	103	137	15	103	137	12	76	122	3	27	15	–	–	–	14	–	–
4212	360	138	107	341	138	107	330	128	102	11	8	5	–	2	–	19	–	–
4213	–	–	1	–	–	1	–	–	1	–	–	–	–	–	–	–	–	–
4221	979	405	178	895	375	144	777	346	126	82	25	15	36	4	3	84	30	34
4222	6	6	2	5	6	2	4	5	–	1	1	2	–	–	–	1	–	–
4292	430	237	78	418	237	78	399	234	77	19	1	1	–	2	–	12	–	–
4299	20	40	9	16	40	9	16	40	9	–	–	–	–	–	–	4	–	–
4311	1	–	–	1	–	–	1	–	–	–	–	–	–	–	–	–	–	–
4313	26	14	11	21	14	11	15	12	8	6	2	3	–	–	–	5	–	–
4321	29	85	25	26	85	25	23	75	17	3	9	7	–	1	1	3	–	–
4322	7	–	2	5	–	2	4	–	–	1	–	2	–	–	–	2	–	–
4329	2	1	2	1	1	2	–	1	1	–	–	1	1	–	–	1	–	–
4330	5	7	1	4	7	1	4	7	–	–	–	1	–	–	–	1	–	–
4391	1	2	–	1	2	–	–	1	–	1	1	–	–	–	–	–	–	–
4399	29	28	16	26	28	16	24	21	7	2	7	9	–	–	–	3	–	–
4511	24	22	25	15	22	25	8	15	14	7	6	10	–	1	1	9	–	–
4512	–	1	–	–	1	–	–	1	–	–	–	–	–	–	–	–	–	–
4520	37	16	20	31	16	20	20	11	12	11	4	7	–	1	1	6	–	–
4530	60	63	47	45	63	47	27	40	29	18	21	18	–	2	–	15	–	–
4541	32	22	17	21	22	17	7	7	11	14	14	6	–	1	–	11	–	–
4543	2	3	2	2	3	2	–	1	1	2	2	1	–	–	–	–	–	–
4611	–	–	1	–	–	1	–	–	–	–	–	1	–	–	–	–	–	–
4613	1	–	1	–	–	1	–	–	1	–	–	–	–	–	–	1	–	–
4614	–	1	1	–	1	1	–	1	1	–	–	–	–	–	–	–	–	–
4618	1	–	–	–	–	–	–	–	–	–	–	–	–	–	–	1	–	–
4619	–	1	–	–	1	–	–	–	–	–	1	–	–	–	–	–	–	–
4621	3	2	–	1	2	–	1	1	–	–	1	–	–	–	–	2	–	–
4622	1	1	2	–	1	2	–	–	2	–	1	–	–	–	–	1	–	–
4623	3	3	1	3	3	1	3	1	1	–	2	–	–	–	–	–	–	–
4631	1	–	–	1	–	–	1	–	–	–	–	–	–	–	–	–	–	–
4632	5	2	4	3	2	4	2	2	4	1	–	–	–	–	–	2	–	–
4633	2	1	–	–	1	–	–	–	–	–	1	–	–	–	–	2	–	–
4634	1	1	2	1	1	2	–	1	2	–	–	–	1	–	–	–	–	–
4635	20	25	13	15	25	13	7	22	7	7	3	6	1	–	–	5	–	–
4637	18	16	7	12	16	7	4	3	3	8	13	4	–	–	–	6	–	–
4639	15	11	4	9	11	4	5	7	1	4	3	3	–	1	–	6	–	–
4644	8	5	9	7	5	9	2	4	2	4	1	5	1	–	2	1	–	–

Capítulo 2 - Rondônia

2.1 - Quantidade de acidentes do trabalho, por situação do registro e motivo, segundo a Classificação Nacional de Atividades Econômicas (CNAE), no estado de Rondônia - 2013/2015

(continuação)

CNAE	QUANTIDADE DE ACIDENTES DO TRABALHO																	
	Total			Com CAT Registrada												Sem CAT Registrada		
				Total			Motivo											
							Típico			Trajeto			Doença do Trabalho					
	2013	2014	2015	2013	2014	2015	2013	2014	2015	2013	2014	2015	2013	2014	2015	2013	2014	2015
4645	2	–	1	2	–	1	–	–	–	2	–	1	–	–	–	–	–	–
4646	1	–	–	1	–	–	–	–	–	1	–	–	–	–	–	–	–	–
4647	–	1	1	–	1	1	–	–	–	–	1	1	–	–	–	–	–	–
4649	7	6	6	5	6	6	2	1	3	3	5	2	–	–	1	2	–	–
4661	9	1	4	8	1	4	3	1	1	5	–	3	–	–	–	1	–	–
4662	2	1	1	2	1	1	2	–	1	–	1	–	–	–	–	–	–	–
4665	–	1	–	–	1	–	–	1	–	–	–	–	–	–	–	–	–	–
4669	1	2	1	–	2	1	–	–	1	–	2	–	–	–	–	1	–	–
4671	10	17	10	7	17	10	4	17	9	3	–	1	–	–	–	3	–	–
4672	2	1	2	1	1	2	1	–	1	–	1	1	–	–	–	1	–	–
4673	2	–	–	1	–	–	1	–	–	–	–	–	–	–	–	1	–	–
4674	3	–	1	2	–	1	–	–	1	2	–	–	–	–	–	1	–	–
4679	8	5	4	5	5	4	3	3	3	2	2	1	–	–	–	3	–	–
4681	–	3	–	–	3	–	–	3	–	–	–	–	–	–	–	–	–	–
4682	20	25	23	18	25	23	15	23	18	2	2	5	1	–	–	2	–	–
4683	1	–	1	1	–	1	–	–	1	1	–	–	–	–	–	–	–	–
4684	–	6	1	–	6	1	–	3	1	–	3	–	–	–	–	–	–	–
4687	3	2	4	1	2	4	1	2	4	–	–	–	–	–	–	2	–	–
4689	–	1	1	–	1	1	–	–	1	–	1	–	–	–	–	–	–	–
4691	8	3	7	4	3	7	3	2	4	1	–	3	–	1	–	4	–	–
4692	5	1	1	4	1	1	4	1	–	–	–	1	–	–	–	1	–	–
4693	6	3	6	5	3	6	2	2	2	3	1	4	–	–	–	1	–	–
4711	133	106	122	87	106	122	55	73	88	31	30	34	1	3	–	46	–	–
4712	28	17	18	16	17	18	8	5	7	7	12	10	1	–	1	12	–	–
4713	3	13	2	3	13	2	–	2	1	3	11	1	–	–	–	–	–	–
4721	13	4	4	9	4	4	5	3	2	3	1	2	1	–	–	4	–	–
4722	2	5	1	2	5	1	2	3	1	–	2	–	–	–	–	–	–	–
4723	2	8	3	1	8	3	1	5	3	–	3	–	–	–	–	1	–	–
4724	1	–	–	–	–	–	–	–	–	–	–	–	–	–	–	1	–	–
4729	6	2	2	2	2	2	–	–	1	2	2	1	–	–	–	4	–	–
4731	19	21	19	11	21	19	4	7	9	7	13	9	–	1	1	8	–	–
4741	6	3	8	3	3	8	–	2	3	3	1	5	–	–	–	3	–	–
4742	3	3	2	2	3	2	–	–	1	2	3	1	–	–	–	1	–	–
4743	5	5	4	3	5	4	2	5	3	1	–	1	–	–	–	2	–	–
4744	94	77	44	66	77	44	45	48	28	19	27	16	2	2	–	28	–	–
4751	10	3	4	6	3	4	2	1	–	3	2	4	1	–	–	4	–	–
4752	2	3	5	1	3	5	–	1	3	1	2	2	–	–	–	1	–	–
4753	16	19	18	12	19	18	7	4	4	5	15	13	–	–	1	4	–	–
4754	15	13	8	11	13	8	6	7	5	4	5	2	1	1	1	4	–	–
4755	6	7	5	4	7	5	2	3	–	2	4	5	–	–	–	2	–	–
4756	1	–	–	1	–	–	1	–	–	–	–	–	–	–	–	–	–	–
4757	1	1	3	–	1	3	–	1	1	–	–	2	–	–	–	1	–	–
4759	3	4	3	1	4	3	–	1	–	1	2	3	–	1	–	2	–	–
4761	1	2	8	1	2	8	1	–	3	–	2	5	–	–	–	–	–	–
4763	1	–	–	–	–	–	–	–	–	–	–	–	–	–	–	1	–	–
4771	28	21	22	19	21	22	8	6	8	10	15	14	1	–	–	9	–	–
4772	5	2	1	4	2	1	–	1	–	4	1	1	–	–	–	1	–	–
4774	–	2	2	–	2	2	–	–	–	–	2	2	–	–	–	–	–	–
4781	39	29	30	28	29	30	5	12	11	20	14	19	3	3	–	11	–	–
4782	3	5	3	2	5	3	1	1	2	–	4	1	1	–	–	1	–	–
4783	1	2	–	1	2	–	–	–	–	1	1	–	–	1	–	–	–	–
4784	8	8	2	7	8	2	3	5	1	4	3	–	–	–	1	1	–	–
4789	18	14	7	13	14	7	3	8	–	9	6	7	1	–	–	5	–	–
4921	28	25	22	10	25	22	5	20	12	4	3	10	1	2	–	18	–	–
4922	22	22	10	12	22	10	11	17	7	1	4	3	–	1	–	10	–	–
4923	1	–	1	1	–	1	1	–	–	–	–	1	–	–	–	–	–	–
4924	4	1	–	2	1	–	–	–	–	2	1	–	–	–	–	2	–	–
4929	2	1	1	1	1	1	–	–	–	1	1	1	–	–	–	1	–	–
4930	96	51	43	65	51	43	38	37	27	22	12	13	5	2	3	31	–	–
5021	14	21	17	12	21	17	8	13	12	4	8	5	–	–	–	2	–	–
5022	–	1	2	–	1	2	–	–	1	–	1	1	–	–	–	–	–	–
5091	4	2	–	3	2	–	2	2	–	1	–	–	–	–	–	1	–	–

Capítulo 2 - Rondônia

2.1 - Quantidade de acidentes do trabalho, por situação do registro e motivo, segundo a Classificação Nacional de Atividades Econômicas (CNAE), no estado de Rondônia - 2013/2015

(continuação)

CNAE	QUANTIDADE DE ACIDENTES DO TRABALHO																	
	Total			Com CAT Registrada												Sem CAT Registrada		
				Total			Motivo											
							Típico			Trajeto			Doença do Trabalho					
	2013	2014	2015	2013	2014	2015	2013	2014	2015	2013	2014	2015	2013	2014	2015	2013	2014	2015
5111	4	15	6	4	6	1	4	3	–	–	3	1	–	–	–	–	9	5
5112	–	1	2	–	–	2	–	–	1	–	–	1	–	–	–	–	1	–
5120	–	–	2	–	–	2	–	–	2	–	–	–	–	–	–	–	–	–
5211	5	4	3	4	3	1	4	3	–	–	–	1	–	–	–	1	1	2
5212	2	7	6	2	3	1	–	1	–	2	2	1	–	–	–	–	4	5
5223	–	–	1	–	–	1	–	–	1	–	–	–	–	–	–	–	–	–
5229	–	2	–	–	2	–	–	2	–	–	–	–	–	–	–	–	–	–
5231	3	4	8	3	4	7	2	2	4	1	2	3	–	–	–	–	–	1
5232	–	1	1	–	–	–	–	–	–	–	–	–	–	–	–	–	1	1
5240	4	1	4	4	1	4	2	1	2	2	–	2	–	–	–	–	–	–
5250	3	1	2	3	1	2	–	1	2	3	–	–	–	–	–	–	–	–
5310	162	167	84	146	167	84	132	155	56	9	9	22	5	3	6	16	–	–
5320	–	–	3	–	–	3	–	–	1	–	–	2	–	–	–	–	–	–
5510	19	20	8	8	20	8	4	9	7	4	11	–	–	–	1	11	–	–
5611	51	29	27	25	29	27	14	15	14	11	12	12	–	2	1	26	–	–
5612	–	1	–	–	1	–	–	1	–	–	–	–	–	–	–	–	–	–
5620	21	20	13	14	20	13	9	15	8	3	5	5	2	–	–	7	–	–
5812	2	–	–	2	–	–	–	–	–	2	–	–	–	–	–	–	–	–
5822	2	1	1	1	1	1	–	–	–	1	1	1	–	–	–	1	–	–
5914	–	–	2	–	–	2	–	–	2	–	–	–	–	–	–	–	–	–
6010	3	3	–	1	3	–	–	1	–	1	2	–	–	–	–	2	–	–
6021	1	1	3	1	1	2	–	–	1	1	1	1	–	–	–	–	–	1
6110	5	2	4	5	2	4	4	–	1	1	1	2	–	1	1	–	–	–
6120	–	5	2	–	5	2	–	1	–	–	3	2	–	1	–	–	–	–
6190	3	–	2	2	–	2	2	–	2	–	–	–	–	–	–	1	–	–
6201	–	6	7	–	–	–	–	–	–	–	–	–	–	–	–	–	6	7
6202	1	–	1	1	–	1	–	–	–	1	–	1	–	–	–	–	–	–
6209	–	–	1	–	–	1	–	–	–	–	–	1	–	–	–	–	–	–
6311	–	3	2	–	–	–	–	–	–	–	–	–	–	–	–	–	3	2
6319	–	1	–	–	1	–	–	–	–	–	1	–	–	–	–	–	–	–
6399	3	–	–	3	–	–	3	–	–	–	–	–	–	–	–	–	–	–
6421	17	7	3	8	7	3	3	–	–	–	1	–	5	6	3	9	–	–
6422	49	13	25	18	13	25	10	–	2	–	–	–	8	13	23	31	–	–
6423	1	4	1	1	4	1	–	1	1	1	1	–	–	2	–	–	–	–
6424	4	5	5	2	5	5	–	–	–	–	4	4	2	1	1	2	–	–
6462	–	3	3	–	3	3	–	3	2	–	–	1	–	–	–	–	–	–
6463	–	–	1	–	–	1	–	–	–	–	–	1	–	–	–	–	–	–
6550	4	1	4	4	1	4	3	–	2	1	–	2	–	1	–	–	–	–
6613	–	–	1	–	–	–	–	–	–	–	–	–	–	–	–	–	–	1
6619	–	1	1	–	1	1	–	–	–	–	1	1	–	–	–	–	–	–
6622	1	–	1	1	–	1	1	–	–	–	–	1	–	–	–	–	–	–
6810	3	–	5	2	–	5	1	–	3	1	–	2	–	–	–	1	–	–
6821	1	1	3	1	1	3	–	–	1	1	1	2	–	–	–	–	–	–
6822	12	8	1	12	8	1	10	4	1	2	4	–	–	–	–	–	–	–
6911	2	–	1	1	–	1	–	–	–	1	–	1	–	–	–	1	–	–
6912	5	1	1	4	1	1	1	–	–	3	1	1	–	–	–	1	–	–
6920	10	13	12	7	13	12	5	3	1	2	8	10	–	2	1	3	–	–
7020	–	2	–	–	2	–	–	1	–	–	1	–	–	–	–	–	–	–
7111	1	–	–	1	–	–	1	–	–	–	–	–	–	–	–	–	–	–
7112	27	17	6	24	17	6	18	15	6	6	1	–	–	1	–	3	–	–
7119	3	1	1	3	1	1	3	–	1	–	1	–	–	–	–	–	–	–
7120	2	–	–	1	–	–	–	–	–	1	–	–	–	–	–	1	–	–
7210	4	3	2	4	3	2	4	3	2	–	–	–	–	–	–	–	–	–
7220	–	1	–	–	1	–	–	1	–	–	–	–	–	–	–	–	–	–
7312	–	1	–	–	1	–	–	–	–	–	1	–	–	–	–	–	–	–
7319	–	2	1	–	2	1	–	1	1	–	1	–	–	–	–	–	–	–
7420	–	1	–	–	–	–	–	–	–	–	–	–	–	–	–	–	1	–
7490	1	–	16	–	–	16	–	–	7	–	–	8	–	–	1	1	–	–
7711	3	3	3	1	3	3	1	1	2	–	–	–	–	2	1	2	–	–
7722	–	1	–	–	1	–	–	1	–	–	–	–	–	–	–	–	–	–
7732	6	7	3	4	7	3	3	5	2	1	2	1	–	–	–	2	–	–
7739	–	3	2	–	3	2	–	3	2	–	–	–	–	–	–	–	–	–

Capítulo 2 - Rondônia

2.1 - Quantidade de acidentes do trabalho, por situação do registro e motivo, segundo a Classificação Nacional de Atividades Econômicas (CNAE), no estado de Rondônia - 2013/2015

(conclusão)

CNAE	QUANTIDADE DE ACIDENTES DO TRABALHO																	
	Total			Com CAT Registrada												Sem CAT Registrada		
				Total			Motivo											
							Típico			Trajeto			Doença do Trabalho					
	2013	2014	2015	2013	2014	2015	2013	2014	2015	2013	2014	2015	2013	2014	2015	2013	2014	2015
7810	5	–	2	2	–	2	–	–	–	2	–	2	–	–	–	3	–	–
7820	1	1	2	1	1	2	1	–	1	–	1	1	–	–	–	–	–	–
7911	2	1	2	1	1	2	–	1	1	1	–	1	–	–	–	1	–	–
8011	31	16	14	16	16	13	1	2	3	15	14	10	–	–	–	15	–	1
8012	17	12	13	12	11	13	5	3	–	7	8	13	–	–	–	5	1	–
8020	3	1	5	3	1	5	–	–	2	3	1	3	–	–	–	–	–	–
8030	–	2	2	–	–	–	–	–	–	–	–	–	–	–	–	–	2	2
8111	1	3	2	1	3	2	1	3	2	–	–	–	–	–	–	–	–	–
8112	17	12	5	13	12	5	10	5	3	3	6	2	–	1	–	4	–	–
8121	18	12	14	8	12	14	3	2	3	5	10	11	–	–	–	10	–	–
8122	–	2	–	–	2	–	–	–	–	–	2	–	–	–	–	–	–	–
8129	–	1	1	–	1	1	–	–	1	–	1	–	–	–	–	–	–	–
8130	–	1	1	–	1	1	–	–	1	–	1	–	–	–	–	–	–	–
8211	4	2	2	3	2	2	–	1	1	3	1	1	–	–	–	1	–	–
8219	3	2	1	3	2	1	2	2	1	1	–	–	–	–	–	–	–	–
8220	–	2	1	–	2	1	–	–	–	–	2	1	–	–	–	–	–	–
8230	2	2	–	2	2	–	1	2	–	1	–	–	–	–	–	–	–	–
8291	1	2	1	1	2	1	–	–	–	1	2	1	–	–	–	–	–	–
8292	1	–	1	–	–	1	–	–	–	–	–	1	–	–	–	1	–	–
8299	6	10	5	5	10	5	3	6	4	2	4	–	–	–	1	1	–	–
8411	112	50	49	39	50	49	24	27	21	14	20	24	1	3	4	73	–	–
8412	–	–	1	–	–	1	–	–	–	–	–	1	–	–	–	–	–	–
8423	1	–	–	1	–	–	–	–	–	1	–	–	–	–	–	–	–	–
8511	1	23	28	1	–	1	–	–	–	–	–	1	1	–	–	–	23	27
8512	1	–	1	–	–	1	–	–	–	–	–	1	–	–	–	1	–	–
8513	5	4	2	1	3	1	1	1	1	–	2	–	–	–	–	4	1	1
8520	1	1	2	–	1	2	–	–	1	–	1	1	–	–	–	1	–	–
8531	3	4	4	3	3	3	2	1	2	1	2	1	–	–	–	–	1	1
8532	14	15	19	6	15	16	3	9	10	3	6	5	–	–	1	8	–	3
8533	–	–	1	–	–	1	–	–	–	–	–	1	–	–	–	–	–	–
8541	1	–	–	1	–	–	1	–	–	–	–	–	–	–	–	–	–	–
8550	–	1	–	–	1	–	–	–	–	–	1	–	–	–	–	–	–	–
8599	26	29	31	19	29	31	8	10	16	11	17	15	–	2	–	7	–	–
8610	141	58	95	127	58	95	110	49	73	13	8	20	4	1	2	14	–	–
8621	–	–	1	–	–	1	–	–	1	–	–	–	–	–	–	–	–	–
8630	8	8	8	4	8	8	1	5	1	3	3	7	–	–	–	4	–	–
8640	16	24	19	11	24	19	4	13	9	6	10	9	1	1	1	5	–	–
8650	2	2	–	1	2	–	–	2	–	1	–	–	–	–	–	1	–	–
8660	1	–	–	–	–	–	–	–	–	–	–	–	–	–	–	1	–	–
8690	3	–	–	1	–	–	1	–	–	–	–	–	–	–	–	2	–	–
8730	–	–	1	–	–	1	–	–	1	–	–	–	–	–	–	–	–	–
8800	5	6	4	3	6	4	2	5	1	1	1	–	–	–	3	2	–	–
9001	1	–	–	–	–	–	–	–	–	–	–	–	–	–	–	1	–	–
9312	–	–	1	–	–	1	–	–	–	–	–	1	–	–	–	–	–	–
9313	–	1	1	–	1	1	–	–	–	–	1	1	–	–	–	–	–	–
9321	1	–	–	–	–	–	–	–	–	–	–	–	–	–	–	1	–	–
9329	–	2	–	–	2	–	–	–	–	–	2	–	–	–	–	–	–	–
9411	3	1	–	2	1	–	2	–	–	–	1	–	–	–	–	1	–	–
9412	7	2	2	3	2	2	–	1	2	2	1	–	1	–	–	4	–	–
9420	2	2	–	2	2	–	1	1	–	1	1	–	–	–	–	–	–	–
9430	45	27	8	31	27	8	8	11	4	22	16	4	1	–	–	14	–	–
9491	10	3	7	3	3	7	2	2	3	1	1	3	–	–	1	7	–	–
9499	–	1	3	–	1	3	–	–	1	–	–	2	–	1	–	–	–	–
9512	1	–	–	1	–	–	–	–	–	1	–	–	–	–	–	–	–	–
9521	2	1	1	1	1	1	–	–	1	1	1	–	–	–	–	1	–	–
9529	1	–	2	1	–	2	–	–	1	1	–	1	–	–	–	–	–	–
9601	3	–	1	1	–	1	–	–	–	1	–	–	–	–	1	2	–	–
9602	1	1	1	1	1	1	–	1	–	–	–	1	1	–	–	–	–	–
9609	–	1	–	–	1	–	–	–	–	–	1	–	–	–	–	–	–	–
9700	1	2	–	1	2	–	1	2	–	–	–	–	–	–	–	–	–	–
Ignorado	646	1.411	1.296	23	40	34	19	38	29	4	2	5	–	–	–	623	1.371	1.262

Fonte: DATAPREV, CAT, SUB.
Nota: Os dados são preliminares, estando sujeitos a correções.

Capítulo 2 - Rondônia

2.2 - Quantidade de acidentes do trabalho, por situação do registro e motivo, segundo os grupos de idade e sexo, no estado de Rondônia - 2013/2015

GRUPOS DE IDADE E SEXO	QUANTIDADE DE ACIDENTES DO TRABALHO																	
	Total			Com CAT Registrada												Sem CAT Registrada		
				Total			Motivo											
							Típico			Trajeto			Doença do Trabalho					
	2013	2014	2015	2013	2014	2015	2013	2014	2015	2013	2014	2015	2013	2014	2015	2013	2014	2015
TOTAL	**6.298**	**5.611**	**4.714**	**4.490**	**3.978**	**3.207**	**3.550**	**3.013**	**2.296**	**817**	**859**	**808**	**123**	**106**	**103**	**1.808**	**1.633**	**1.507**
Masculino	**5.058**	**4.437**	**3.558**	**3.796**	**3.315**	**2.526**	**3.124**	**2.643**	**1.939**	**595**	**605**	**538**	**77**	**67**	**49**	**1.262**	**1.122**	**1.032**
Feminino	**1.240**	**1.174**	**1.156**	**694**	**663**	**681**	**426**	**370**	**357**	**222**	**254**	**270**	**46**	**39**	**54**	**546**	**511**	**475**
Ignorado	**–**	**–**	**–**	**–**	**–**	**–**	**–**	**–**	**–**	**–**	**–**	**–**	**–**	**–**	**–**	**–**	**–**	**–**
Até 19 anos	203	211	195	168	171	155	122	129	114	46	35	39	–	7	2	35	40	40
Masculino	182	182	165	151	145	132	116	113	100	35	27	30	–	5	2	31	37	33
Feminino	21	29	30	17	26	23	6	16	14	11	8	9	–	2	–	4	3	7
Ignorado	–	–	–	–	–	–	–	–	–	–	–	–	–	–	–	–	–	–
20 a 24 anos	1.067	940	757	907	785	620	697	549	451	201	224	159	9	12	10	160	155	137
Masculino	910	788	629	789	672	519	636	500	406	148	164	107	5	8	6	121	116	110
Feminino	157	152	128	118	113	101	61	49	45	53	60	52	4	4	4	39	39	27
Ignorado	–	–	–	–	–	–	–	–	–	–	–	–	–	–	–	–	–	–
25 a 29 anos	1.144	970	855	937	779	651	757	590	451	155	175	174	25	14	26	207	191	204
Masculino	955	786	639	799	654	498	677	518	376	109	129	113	13	7	9	156	132	141
Feminino	189	184	216	138	125	153	80	72	75	46	46	61	12	7	17	51	59	63
Ignorado	–	–	–	–	–	–	–	–	–	–	–	–	–	–	–	–	–	–
30 a 34 anos	1.070	941	763	826	694	538	685	542	396	121	138	131	20	14	11	244	247	225
Masculino	847	716	559	682	548	412	583	458	330	86	84	77	13	6	5	165	168	147
Feminino	223	225	204	144	146	126	102	84	66	35	54	54	7	8	6	79	79	78
Ignorado	–	–	–	–	–	–	–	–	–	–	–	–	–	–	–	–	–	–
35 a 39 anos	827	767	689	577	537	457	448	434	340	117	85	103	12	18	14	250	230	232
Masculino	640	590	507	466	438	357	382	372	285	79	52	66	5	14	6	174	152	150
Feminino	187	177	182	111	99	100	66	62	55	38	33	37	7	4	8	76	78	82
Ignorado	–	–	–	–	–	–	–	–	–	–	–	–	–	–	–	–	–	–
40 a 44 anos	685	596	502	431	385	294	337	290	208	76	85	69	18	10	17	254	211	208
Masculino	508	438	348	346	308	212	282	245	160	55	57	44	9	6	8	162	130	136
Feminino	177	158	154	85	77	82	55	45	48	21	28	25	9	4	9	92	81	72
Ignorado	–	–	–	–	–	–	–	–	–	–	–	–	–	–	–	–	–	–
45 a 49 anos	519	494	381	300	262	200	232	200	135	51	49	54	17	13	11	219	232	181
Masculino	398	367	267	255	223	153	201	179	113	40	35	34	14	9	6	143	144	114
Feminino	121	127	114	45	39	47	31	21	22	11	14	20	3	4	5	76	88	67
Ignorado	–	–	–	–	–	–	–	–	–	–	–	–	–	–	–	–	–	–
50 a 54 anos	418	364	288	176	186	137	138	144	93	27	33	39	11	9	5	242	178	151
Masculino	301	286	212	155	162	109	125	131	74	21	26	32	9	5	3	146	124	103
Feminino	117	78	76	21	24	28	13	13	19	6	7	7	2	4	2	96	54	48
Ignorado	–	–	–	–	–	–	–	–	–	–	–	–	–	–	–	–	–	–
55 a 59 anos	270	222	190	109	114	107	87	84	72	15	24	31	7	6	4	161	108	83
Masculino	230	183	152	98	101	89	79	77	62	14	20	26	5	4	1	132	82	63
Feminino	40	39	38	11	13	18	8	7	10	1	4	5	2	2	3	29	26	20
Ignorado	–	–	–	–	–	–	–	–	–	–	–	–	–	–	–	–	–	–
60 a 64 anos	75	92	77	44	56	41	37	45	32	5	8	6	2	3	3	31	36	36
Masculino	68	88	65	40	55	38	33	44	29	5	8	6	2	3	3	28	33	27
Feminino	7	4	12	4	1	3	4	1	3	–	–	–	–	–	–	3	3	9
Ignorado	–	–	–	–	–	–	–	–	–	–	–	–	–	–	–	–	–	–
65 a 69 anos	16	12	15	14	7	6	9	5	3	3	2	3	2	–	–	2	5	9
Masculino	16	11	14	14	7	6	9	5	3	3	2	3	2	–	–	2	4	8
Feminino	–	1	1	–	–	–	–	–	–	–	–	–	–	–	–	–	1	1
Ignorado	–	–	–	–	–	–	–	–	–	–	–	–	–	–	–	–	–	–
70 anos e mais	4	2	2	1	2	1	1	1	1	–	1	–	–	–	–	3	–	1
Masculino	3	2	1	1	2	1	1	1	1	–	1	–	–	–	–	2	–	–
Feminino	1	–	1	–	–	–	–	–	–	–	–	–	–	–	–	1	–	1
Ignorado	–	–	–	–	–	–	–	–	–	–	–	–	–	–	–	–	–	–
Ignorada	–	–	–	–	–	–	–	–	–	–	–	–	–	–	–	–	–	–
Masculino	–	–	–	–	–	–	–	–	–	–	–	–	–	–	–	–	–	–
Feminino	–	–	–	–	–	–	–	–	–	–	–	–	–	–	–	–	–	–
Ignorado	–	–	–	–	–	–	–	–	–	–	–	–	–	–	–	–	–	–

Fonte: DATAPREV, CAT, SUB.
Nota: Os dados são preliminares, estando sujeitos a correções.

Capítulo 2 - Rondônia

2.3 - Quantidade mensal de acidentes do trabalho, por situação do registro e motivo, no estado de Rondônia - 2013/2015

MESES	QUANTIDADE DE ACIDENTES DO TRABALHO																	
	Total			Com CAT Registrada												Sem CAT Registrada		
				Total			Motivo											
							Típico			Trajeto			Doença do Trabalho					
	2013	2014	2015	2013	2014	2015	2013	2014	2015	2013	2014	2015	2013	2014	2015	2013	2014	2015
TOTAL	**6.298**	**5.611**	**4.714**	**4.490**	**3.978**	**3.207**	**3.550**	**3.013**	**2.296**	**817**	**859**	**808**	**123**	**106**	**103**	**1.808**	**1.633**	**1.507**
Janeiro	515	470	335	394	346	226	302	262	160	59	75	57	33	9	9	121	124	109
Fevereiro	507	487	358	372	330	245	313	266	182	52	54	58	7	10	5	135	157	113
Março	572	456	438	408	325	314	309	250	220	86	67	78	13	8	16	164	131	124
Abril	507	449	401	368	315	281	299	244	200	64	64	73	5	7	8	139	134	120
Maio	510	547	388	371	381	257	297	301	194	65	74	59	9	6	4	139	166	131
Junho	524	468	418	362	325	277	282	252	214	69	66	58	11	7	5	162	143	141
Julho	599	518	461	441	353	294	348	279	196	85	65	85	8	9	13	158	165	167
Agosto	569	493	437	430	357	295	339	269	199	77	76	82	14	12	14	139	136	142
Setembro	601	463	410	386	341	272	297	233	191	82	96	70	7	12	11	215	122	138
Outubro	555	440	420	374	337	298	298	244	217	70	86	73	6	7	8	181	103	122
Novembro	461	397	359	315	277	251	244	210	187	64	60	58	7	7	6	146	120	108
Dezembro	378	423	289	269	291	197	222	203	136	44	76	57	3	12	4	109	132	92

Fonte: DATAPREV, CAT, SUB.
Nota: Os dados são preliminares, estando sujeitos a correções.

DISTRIBUIÇÃO DE ACIDENTES DO TRABALHO, POR MOTIVO, NO ESTADO DE RONDÔNIA - 2015

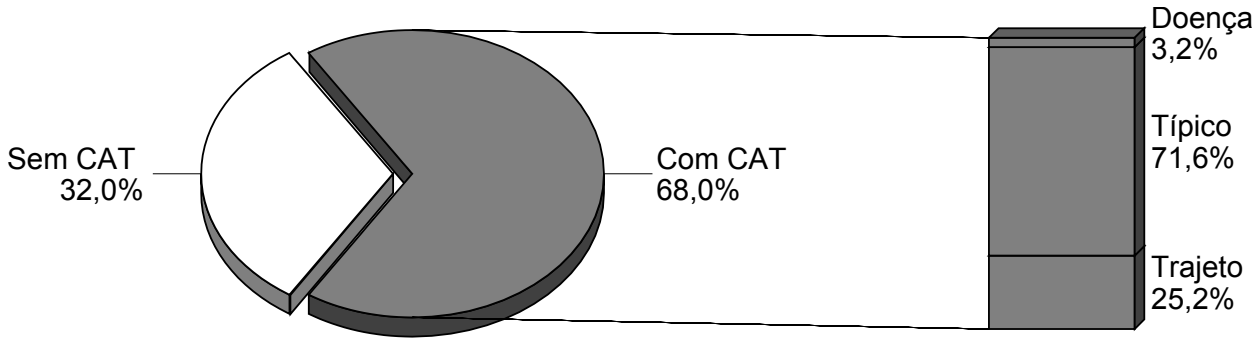

Fonte: DATAPREV, CAT, SUB.

Capítulo 3 - Acre

3.1 - Quantidade de acidentes do trabalho, por situação do registro e motivo, segundo a Classificação Nacional de Atividades Econômicas (CNAE), no estado do Acre - 2013/2015

(continua)

CNAE	QUANTIDADE DE ACIDENTES DO TRABALHO																	
	Total			Com CAT Registrada												Sem CAT Registrada		
				Total			Motivo											
							Típico			Trajeto			Doença do Trabalho					
	2013	2014	2015	2013	2014	2015	2013	2014	2015	2013	2014	2015	2013	2014	2015	2013	2014	2015
TOTAL	**1.179**	**1.195**	**988**	**624**	**584**	**577**	**422**	**392**	**387**	**188**	**187**	**179**	**14**	**5**	**11**	**555**	**611**	**411**
0111	–	2	3	–	–	–	–	–	–	–	–	–	–	–	–	–	2	3
0112	–	6	6	–	–	–	–	–	–	–	–	–	–	–	–	–	6	6
0121	2	5	2	1	–	2	–	–	2	1	–	–	–	–	–	1	5	–
0139	–	–	1	–	–	–	–	–	–	–	–	–	–	–	–	–	–	1
0141	2	4	11	2	4	11	2	3	8	–	1	3	–	–	–	–	–	–
0151	26	20	7	18	20	7	15	19	5	3	1	2	–	–	–	8	–	–
0155	1	–	–	1	–	–	–	–	–	1	–	–	–	–	–	–	–	–
0220	–	1	10	–	1	10	–	1	8	–	–	2	–	–	–	–	–	–
0322	–	–	1	–	–	1	–	–	1	–	–	–	–	–	–	–	–	–
0810	1	1	3	–	1	3	–	1	2	–	–	1	–	–	–	1	–	–
1011	24	26	18	15	26	18	14	21	17	1	5	1	–	–	–	9	–	–
1012	3	10	6	1	8	6	1	6	5	–	2	1	–	–	–	2	2	–
1031	–	–	1	–	–	1	–	–	–	–	–	1	–	–	–	–	–	–
1033	–	1	–	–	1	–	–	–	–	–	1	–	–	–	–	–	–	–
1052	–	1	–	–	1	–	–	1	–	–	–	–	–	–	–	–	–	–
1053	–	1	–	–	1	–	–	–	–	–	1	–	–	–	–	–	–	–
1061	1	–	–	1	–	–	–	–	–	1	–	–	–	–	–	–	–	–
1066	–	2	–	–	2	–	–	2	–	–	–	–	–	–	–	–	–	–
1069	1	1	–	–	1	–	–	1	–	–	–	–	–	–	–	1	–	–
1081	1	–	–	1	–	–	–	–	–	1	–	–	–	–	–	–	–	–
1091	2	3	–	2	3	–	1	3	–	1	–	–	–	–	–	–	–	–
1099	1	–	–	–	–	–	–	–	–	–	–	–	–	–	–	1	–	–
1121	2	2	–	1	2	–	1	1	–	–	1	–	–	–	–	1	–	–
1122	11	19	16	3	19	16	2	15	13	1	4	3	–	–	–	8	–	–
1220	–	1	–	–	1	–	–	–	–	–	1	–	–	–	–	–	–	–
1412	1	–	–	–	–	–	–	–	–	–	–	–	–	–	–	1	–	–
1529	4	1	2	3	1	2	3	1	2	–	–	–	–	–	–	1	–	–
1531	1	–	–	1	–	–	–	–	–	1	–	–	–	–	–	–	–	–
1532	–	1	–	–	–	–	–	–	–	–	–	–	–	–	–	–	1	–
1610	28	9	3	15	9	3	12	9	3	2	–	–	1	–	–	13	–	–
1621	6	2	2	3	2	2	3	2	2	–	–	–	–	–	–	3	–	–
1622	2	1	2	1	1	2	1	1	2	–	–	–	–	–	–	1	–	–
1811	1	–	–	1	–	–	1	–	–	–	–	–	–	–	–	–	–	–
1813	1	1	–	–	–	–	–	–	–	–	–	–	–	–	–	1	1	–
1821	–	1	–	–	1	–	–	–	–	–	1	–	–	–	–	–	–	–
1931	10	1	3	7	1	3	7	1	2	–	–	1	–	–	–	3	–	–
2071	1	–	–	1	–	–	–	–	–	1	–	–	–	–	–	–	–	–
2121	1	–	–	1	–	–	1	–	–	–	–	–	–	–	–	–	–	–
2212	1	–	–	1	–	–	1	–	–	–	–	–	–	–	–	–	–	–
2219	–	9	5	–	–	–	–	–	–	–	–	–	–	–	–	–	9	5
2222	3	2	2	1	2	2	1	2	2	–	–	–	–	–	–	2	–	–
2229	–	1	–	–	1	–	–	1	–	–	–	–	–	–	–	–	–	–
2311	–	2	–	–	2	–	–	2	–	–	–	–	–	–	–	–	–	–
2330	23	18	11	14	18	11	13	13	10	–	5	1	1	–	–	9	–	–
2342	12	10	9	9	10	9	8	8	6	1	2	3	–	–	–	3	–	–
2391	1	2	2	1	2	2	–	1	1	1	1	1	–	–	–	–	–	–
2422	1	–	–	1	–	–	1	–	–	–	–	–	–	–	–	–	–	–
2511	3	1	–	1	1	–	1	1	–	–	–	–	–	–	–	2	–	–
2512	2	–	–	2	–	–	1	–	–	–	–	–	1	–	–	–	–	–
2521	–	1	–	–	1	–	–	1	–	–	–	–	–	–	–	–	–	–
2539	1	–	–	1	–	–	–	–	–	1	–	–	–	–	–	–	–	–

Capítulo 3 - Acre

3.1 - Quantidade de acidentes do trabalho, por situação do registro e motivo, segundo a Classificação Nacional de Atividades Econômicas (CNAE), no estado do Acre - 2013/2015

(continuação)

CNAE	QUANTIDADE DE ACIDENTES DO TRABALHO																	
	Total			Com CAT Registrada												Sem CAT Registrada		
				Total			Motivo											
							Típico			Trajeto			Doença do Trabalho					
	2013	2014	2015	2013	2014	2015	2013	2014	2015	2013	2014	2015	2013	2014	2015	2013	2014	2015
2542	–	–	1	–	–	1	–	–	1	–	–	–	–	–	–	–	–	–
2751	–	1	–	–	–	–	–	–	–	–	–	–	–	–	–	–	1	–
2823	–	2	1	–	2	1	–	1	–	–	1	1	–	–	–	–	–	–
2930	–	1	–	–	1	–	–	1	–	–	–	–	–	–	–	–	–	–
3092	–	1	1	–	1	1	–	–	–	–	1	1	–	–	–	–	–	–
3101	5	2	3	3	2	3	3	–	2	–	2	1	–	–	–	2	–	–
3230	–	2	1	–	–	–	–	–	–	–	–	–	–	–	–	–	2	1
3250	–	–	1	–	–	1	–	–	–	–	–	1	–	–	–	–	–	–
3291	–	1	1	–	–	–	–	–	–	–	–	–	–	–	–	–	1	1
3511	9	10	12	9	10	12	5	5	4	4	5	8	–	–	–	–	–	–
3514	–	1	–	–	1	–	–	1	–	–	–	–	–	–	–	–	–	–
3811	29	8	7	25	8	7	20	6	7	5	1	–	–	1	–	4	–	–
3812	–	1	–	–	1	–	–	1	–	–	–	–	–	–	–	–	–	–
3839	–	–	1	–	–	1	–	–	1	–	–	–	–	–	–	–	–	–
4110	–	–	2	–	–	2	–	–	2	–	–	–	–	–	–	–	–	–
4120	66	31	42	41	31	41	30	22	34	11	9	6	–	–	1	25	–	1
4211	25	3	3	9	3	3	7	3	2	2	–	1	–	–	–	16	–	–
4212	1	–	–	1	–	–	–	–	–	1	–	–	–	–	–	–	–	–
4213	13	17	9	9	17	9	8	9	7	1	8	2	–	–	–	4	–	–
4221	13	5	30	7	4	27	7	3	18	–	1	9	–	–	–	6	1	3
4292	2	–	–	1	–	–	1	–	–	–	–	–	–	–	–	1	–	–
4299	7	2	–	6	2	–	5	1	–	1	1	–	–	–	–	1	–	–
4313	6	2	–	2	2	–	2	1	–	–	1	–	–	–	–	4	–	–
4321	13	8	6	9	8	6	8	7	6	1	1	–	–	–	–	4	–	–
4329	1	–	–	1	–	–	1	–	–	–	–	–	–	–	–	–	–	–
4330	–	2	–	–	2	–	–	1	–	–	1	–	–	–	–	–	–	–
4391	2	1	–	2	1	–	2	1	–	–	–	–	–	–	–	–	–	–
4399	3	–	2	1	–	2	–	–	2	1	–	–	–	–	–	2	–	–
4511	7	1	4	5	1	4	1	1	1	4	–	2	–	–	1	2	–	–
4520	4	1	3	4	1	3	2	–	1	1	1	2	1	–	–	–	–	–
4530	8	8	8	6	8	8	2	2	5	4	6	3	–	–	–	2	–	–
4541	1	1	4	–	1	4	–	–	–	–	1	4	–	–	–	1	–	–
4617	1	–	–	–	–	–	–	–	–	–	–	–	–	–	–	1	–	–
4634	5	1	–	5	1	–	5	1	–	–	–	–	–	–	–	–	–	–
4635	6	1	8	5	1	8	2	–	3	3	1	5	–	–	–	1	–	–
4637	–	2	–	–	2	–	–	1	–	–	1	–	–	–	–	–	–	–
4639	8	5	3	7	5	3	3	2	–	4	3	3	–	–	–	1	–	–
4641	1	–	–	1	–	–	1	–	–	–	–	–	–	–	–	–	–	–
4642	1	–	–	–	–	–	–	–	–	–	–	–	–	–	–	1	–	–
4644	–	1	1	–	1	1	–	–	–	–	1	1	–	–	–	–	–	–
4661	1	–	–	1	–	–	1	–	–	–	–	–	–	–	–	–	–	–
4662	–	1	–	–	1	–	–	–	–	–	1	–	–	–	–	–	–	–
4669	–	1	–	–	1	–	–	–	–	–	1	–	–	–	–	–	–	–
4679	1	–	–	–	–	–	–	–	–	–	–	–	–	–	–	1	–	–
4682	10	4	2	8	4	2	7	4	1	1	–	1	–	–	–	2	–	–
4685	–	2	1	–	2	1	–	1	–	–	1	1	–	–	–	–	–	–
4687	–	2	–	–	2	–	–	2	–	–	–	–	–	–	–	–	–	–
4691	4	5	6	4	5	6	2	2	3	2	3	2	–	–	1	–	–	–
4693	4	–	1	3	–	1	1	–	1	1	–	–	1	–	–	1	–	–
4711	38	43	37	23	43	37	17	32	21	5	11	15	1	–	1	15	–	–
4712	7	7	3	4	7	3	2	2	1	1	5	2	1	–	–	3	–	–
4713	1	–	1	–	–	1	–	–	1	–	–	–	–	–	–	1	–	–

Capítulo 3 - Acre

3.1 - Quantidade de acidentes do trabalho, por situação do registro e motivo, segundo a Classificação Nacional de Atividades Econômicas (CNAE), no estado do Acre - 2013/2015

(continuação)

CNAE	QUANTIDADE DE ACIDENTES DO TRABALHO																	
	Total			Com CAT Registrada												Sem CAT Registrada		
				Total			Motivo											
							Típico			Trajeto			Doença do Trabalho					
	2013	2014	2015	2013	2014	2015	2013	2014	2015	2013	2014	2015	2013	2014	2015	2013	2014	2015
4721	1	1	3	–	1	3	–	–	2	–	1	1	–	–	–	1	–	–
4722	8	7	5	8	7	5	7	6	5	1	1	–	–	–	–	–	–	–
4723	8	1	1	5	1	1	1	–	1	4	1	–	–	–	–	3	–	–
4724	–	–	1	–	–	1	–	–	1	–	–	–	–	–	–	–	–	–
4729	1	–	–	–	–	–	–	–	–	–	–	–	–	–	–	1	–	–
4731	6	2	6	2	2	6	–	–	5	2	2	1	–	–	–	4	–	–
4732	1	–	–	1	–	–	–	–	–	1	–	–	–	–	–	–	–	–
4742	2	1	–	2	1	–	2	1	–	–	–	–	–	–	–	–	–	–
4743	3	–	–	2	–	–	2	–	–	–	–	–	–	–	–	1	–	–
4744	26	22	21	16	22	21	10	16	14	5	6	7	1	–	–	10	–	–
4751	4	–	1	4	–	1	3	–	–	1	–	1	–	–	–	–	–	–
4752	1	–	1	1	–	1	–	–	1	1	–	–	–	–	–	–	–	–
4753	7	–	8	4	–	8	2	–	1	2	–	7	–	–	–	3	–	–
4754	1	1	1	–	1	1	–	–	–	–	1	1	–	–	–	1	–	–
4755	1	2	2	1	2	2	–	–	–	1	2	2	–	–	–	–	–	–
4759	–	1	–	–	1	–	–	–	–	–	1	–	–	–	–	–	–	–
4761	1	1	–	–	1	–	–	1	–	–	–	–	–	–	–	1	–	–
4763	1	–	–	1	–	–	1	–	–	–	–	–	–	–	–	–	–	–
4771	4	3	2	2	3	2	1	2	2	1	1	–	–	–	–	2	–	–
4772	1	3	1	1	3	1	1	–	1	–	3	–	–	–	–	–	–	–
4781	5	–	2	3	–	2	–	–	1	2	–	1	1	–	–	2	–	–
4782	4	2	1	1	2	1	–	–	–	1	2	1	–	–	–	3	–	–
4783	2	1	–	1	1	–	–	–	–	–	1	–	1	–	–	1	–	–
4784	1	–	–	–	–	–	–	–	–	–	–	–	–	–	–	1	–	–
4789	3	4	3	1	4	3	–	3	1	1	1	2	–	–	–	2	–	–
4921	28	7	2	15	7	2	6	5	1	7	2	1	2	–	–	13	–	–
4922	6	1	1	3	1	1	2	–	1	1	1	–	–	–	–	3	–	–
4923	2	–	–	1	–	–	1	–	–	–	–	–	–	–	–	1	–	–
4929	1	–	–	1	–	–	–	–	–	1	–	–	–	–	–	–	–	–
4930	24	15	10	11	15	10	6	6	5	5	9	5	–	–	–	13	–	–
5111	–	3	–	–	–	–	–	–	–	–	–	–	–	–	–	–	3	–
5211	4	2	7	4	2	7	2	2	5	2	–	2	–	–	–	–	–	–
5212	–	3	–	–	–	–	–	–	–	–	–	–	–	–	–	–	3	–
5229	–	2	1	–	2	1	–	2	–	–	–	1	–	–	–	–	–	–
5231	–	1	1	–	1	–	–	–	–	–	1	–	–	–	–	–	–	1
5240	4	2	1	3	2	1	2	2	1	1	–	–	–	–	–	1	–	–
5310	22	16	21	21	16	21	11	13	20	10	3	1	–	–	–	1	–	–
5320	–	–	2	–	–	2	–	–	1	–	–	1	–	–	–	–	–	–
5510	6	1	1	3	1	1	3	1	–	–	–	1	–	–	–	3	–	–
5611	12	6	6	9	6	6	3	3	3	6	3	3	–	–	–	3	–	–
5620	4	1	1	3	1	1	2	1	–	1	–	1	–	–	–	1	–	–
5829	2	–	–	–	–	–	–	–	–	–	–	–	–	–	–	2	–	–
5914	2	–	–	1	–	–	–	–	–	1	–	–	–	–	–	1	–	–
6010	–	–	1	–	–	1	–	–	–	–	–	1	–	–	–	–	–	–
6021	1	1	1	1	1	1	–	–	–	1	1	1	–	–	–	–	–	–
6110	–	1	–	–	1	–	–	1	–	–	–	–	–	–	–	–	–	–
6120	–	–	1	–	–	1	–	–	1	–	–	–	–	–	–	–	–	–
6190	–	1	–	–	1	–	–	–	–	–	1	–	–	–	–	–	–	–
6203	–	1	–	–	1	–	–	1	–	–	–	–	–	–	–	–	–	–
6421	2	–	1	1	–	1	1	–	–	–	–	1	–	–	–	1	–	–
6422	3	–	3	1	–	3	–	–	1	–	–	–	1	–	2	2	–	–
6423	–	–	2	–	–	2	–	–	–	–	–	1	–	–	1	–	–	–

Capítulo 3 - Acre

3.1 - Quantidade de acidentes do trabalho, por situação do registro e motivo, segundo a Classificação Nacional de Atividades Econômicas (CNAE), no estado do Acre - 2013/2015

(conclusão)

CNAE	QUANTIDADE DE ACIDENTES DO TRABALHO																	
	Total			Com CAT Registrada												Sem CAT Registrada		
				Total			Motivo											
							Típico			Trajeto			Doença do Trabalho					
	2013	2014	2015	2013	2014	2015	2013	2014	2015	2013	2014	2015	2013	2014	2015	2013	2014	2015
6462	–	–	1	–	–	1	–	–	1	–	–	–	–	–	–	–	–	–
6550	1	–	1	1	–	1	1	–	–	–	–	1	–	–	–	–	–	–
6613	–	2	–	–	–	–	–	–	–	–	–	–	–	–	–	–	2	–
6619	–	–	1	–	–	1	–	–	–	–	–	1	–	–	–	–	–	–
6810	1	2	4	1	2	4	1	2	2	–	–	2	–	–	–	–	–	–
6911	1	–	–	1	–	–	1	–	–	–	–	–	–	–	–	–	–	–
6912	–	–	1	–	–	1	–	–	1	–	–	–	–	–	–	–	–	–
6920	2	9	1	2	9	1	1	1	–	1	8	1	–	–	–	–	–	–
7111	–	–	1	–	–	1	–	–	–	–	–	1	–	–	–	–	–	–
7112	8	4	4	7	4	4	4	3	2	3	1	2	–	–	–	1	–	–
7119	2	2	–	–	2	–	–	2	–	–	–	–	–	–	–	2	–	–
7210	5	–	5	5	–	5	4	–	5	1	–	–	–	–	–	–	–	–
7220	–	1	–	–	–	–	–	–	–	–	–	–	–	–	–	–	1	–
7320	1	–	–	1	–	–	–	–	–	1	–	–	–	–	–	–	–	–
7420	–	–	1	–	–	–	–	–	–	–	–	–	–	–	–	–	–	1
7490	–	1	2	–	1	2	–	–	2	–	1	–	–	–	–	–	–	–
7711	1	–	1	1	–	1	–	–	–	1	–	1	–	–	–	–	–	–
7731	1	–	–	1	–	–	–	–	–	1	–	–	–	–	–	–	–	–
7732	5	7	2	2	7	2	1	5	1	1	2	1	–	–	–	3	–	–
7739	1	–	–	–	–	–	–	–	–	–	–	–	–	–	–	1	–	–
7810	1	–	–	1	–	–	–	–	–	1	–	–	–	–	–	–	–	–
7820	–	–	1	–	–	1	–	–	–	–	–	1	–	–	–	–	–	–
7911	2	1	–	2	1	–	–	–	–	2	1	–	–	–	–	–	–	–
8011	22	14	9	12	14	9	8	10	6	4	4	3	–	–	–	10	–	–
8012	12	11	6	11	11	6	3	3	1	8	8	5	–	–	–	1	–	–
8030	–	1	1	–	–	–	–	–	–	–	–	–	–	–	–	–	1	1
8112	–	3	1	–	3	1	–	1	1	–	1	–	–	1	–	–	–	–
8121	32	12	4	16	12	4	6	4	2	9	8	2	1	–	–	16	–	–
8122	1	–	–	–	–	–	–	–	–	–	–	–	–	–	–	1	–	–
8129	1	–	–	1	–	–	–	–	–	1	–	–	–	–	–	–	–	–
8130	1	–	–	–	–	–	–	–	–	–	–	–	–	–	–	1	–	–
8211	1	–	–	1	–	–	–	–	–	1	–	–	–	–	–	–	–	–
8219	–	–	1	–	–	1	–	–	–	–	–	1	–	–	–	–	–	–
8220	1	1	2	–	1	2	–	–	1	–	1	1	–	–	–	1	–	–
8230	1	–	–	1	–	–	–	–	–	1	–	–	–	–	–	–	–	–
8291	–	1	–	–	1	–	–	–	–	–	1	–	–	–	–	–	–	–
8292	–	–	1	–	–	1	–	–	1	–	–	–	–	–	–	–	–	–
8299	5	2	1	3	2	1	3	2	1	–	–	–	–	–	–	2	–	–
8411	21	6	11	6	6	11	2	4	8	4	2	2	–	–	1	15	–	–
8412	–	–	1	–	–	1	–	–	–	–	–	1	–	–	–	–	–	–
8511	–	10	2	–	–	–	–	–	–	–	–	–	–	–	–	–	10	2
8512	1	1	1	1	1	1	–	1	1	1	–	–	–	–	–	–	–	–
8513	1	2	2	1	2	2	–	2	1	1	–	1	–	–	–	–	–	–
8520	2	1	–	1	1	–	1	–	–	–	1	–	–	–	–	1	–	–
8531	3	4	4	3	4	3	2	4	3	1	–	–	–	–	–	–	–	1
8532	6	3	1	5	1	–	5	–	–	–	–	–	–	1	–	1	2	1
8541	1	–	–	–	–	–	–	–	–	–	–	–	–	–	–	1	–	–
8599	2	3	4	2	3	4	1	1	1	1	1	3	–	1	–	–	–	–
8610	76	45	50	66	45	50	62	42	42	4	3	8	–	–	–	10	–	–
8630	1	3	–	–	3	–	–	1	–	–	2	–	–	–	–	1	–	–
8640	–	1	5	–	1	5	–	–	4	–	1	–	–	–	1	–	–	–
8690	12	3	5	9	3	5	3	–	2	6	2	2	–	1	1	3	–	–
8800	3	3	2	2	3	2	1	3	2	1	–	–	–	–	–	1	–	–
9312	1	–	–	–	–	–	–	–	–	–	–	–	–	–	–	1	–	–
9313	–	–	1	–	–	1	–	–	–	–	–	1	–	–	–	–	–	–
9329	1	–	1	1	–	1	–	–	1	1	–	–	–	–	–	–	–	–
9412	–	1	–	–	1	–	–	1	–	–	–	–	–	–	–	–	–	–
9420	3	–	1	1	–	1	1	–	–	–	–	1	–	–	–	2	–	–
9430	3	2	2	2	2	2	1	1	1	1	1	1	–	–	–	1	–	–
9491	3	–	1	1	–	1	1	–	–	–	–	–	–	–	1	2	–	–
9511	1	–	–	1	–	–	–	–	–	1	–	–	–	–	–	–	–	–
9512	–	1	–	–	1	–	–	1	–	–	–	–	–	–	–	–	–	–
Ignorado	230	560	389	6	2	6	5	2	5	1	–	1	–	–	–	224	558	383

Fonte: DATAPREV, CAT, SUB.

Nota: Os dados são preliminares, estando sujeitos a correções.

Capítulo 3 - Acre

3.2 - Quantidade de acidentes do trabalho, por situação do registro e motivo, segundo os grupos de idade e sexo, no estado do Acre - 2013/2015

GRUPOS DE IDADE E SEXO	QUANTIDADE DE ACIDENTES DO TRABALHO																	
	Total			Com CAT Registrada												Sem CAT Registrada		
				Total			Motivo											
							Típico			Trajeto			Doença do Trabalho					
	2013	2014	2015	2013	2014	2015	2013	2014	2015	2013	2014	2015	2013	2014	2015	2013	2014	2015
TOTAL	**1.179**	**1.195**	**988**	**624**	**584**	**577**	**422**	**392**	**387**	**188**	**187**	**179**	**14**	**5**	**11**	**555**	**611**	**411**
Masculino	**897**	**900**	**776**	**470**	**447**	**454**	**320**	**315**	**312**	**138**	**130**	**136**	**12**	**2**	**6**	**427**	**453**	**322**
Feminino	**282**	**295**	**212**	**154**	**137**	**123**	**102**	**77**	**75**	**50**	**57**	**43**	**2**	**3**	**5**	**128**	**158**	**89**
Ignorado	**–**	**–**	**–**	**–**	**–**	**–**	**–**	**–**	**–**	**–**	**–**	**–**	**–**	**–**	**–**	**–**	**–**	**–**
Até 19 anos	20	18	17	8	10	13	4	6	9	3	4	4	1	–	–	12	8	4
Masculino	16	16	15	6	9	12	2	6	9	3	3	3	1	–	–	10	7	3
Feminino	4	2	2	2	1	1	2	–	–	–	1	1	–	–	–	2	1	1
Ignorado	–	–	–	–	–	–	–	–	–	–	–	–	–	–	–	–	–	–
20 a 24 anos	161	167	116	112	102	84	76	60	57	36	42	27	–	–	–	49	65	32
Masculino	134	138	99	94	84	76	68	53	53	26	31	23	–	–	–	40	54	23
Feminino	27	29	17	18	18	8	8	7	4	10	11	4	–	–	–	9	11	9
Ignorado	–	–	–	–	–	–	–	–	–	–	–	–	–	–	–	–	–	–
25 a 29 anos	210	216	182	135	144	120	87	92	72	45	50	47	3	2	1	75	72	62
Masculino	160	166	137	99	113	87	63	78	53	34	34	33	2	1	1	61	53	50
Feminino	50	50	45	36	31	33	24	14	19	11	16	14	1	1	–	14	19	12
Ignorado	–	–	–	–	–	–	–	–	–	–	–	–	–	–	–	–	–	–
30 a 34 anos	238	185	192	146	109	122	96	77	80	49	32	38	1	–	4	92	76	70
Masculino	179	139	146	110	81	88	72	60	61	38	21	25	–	–	2	69	58	58
Feminino	59	46	46	36	28	34	24	17	19	11	11	13	1	–	2	23	18	12
Ignorado	–	–	–	–	–	–	–	–	–	–	–	–	–	–	–	–	–	–
35 a 39 anos	165	190	154	84	94	88	61	63	62	20	30	26	3	1	–	81	96	66
Masculino	124	132	121	60	63	68	44	41	46	13	21	22	3	1	–	64	69	53
Feminino	41	58	33	24	31	20	17	22	16	7	9	4	–	–	–	17	27	13
Ignorado	–	–	–	–	–	–	–	–	–	–	–	–	–	–	–	–	–	–
40 a 44 anos	148	137	105	70	45	62	51	35	43	17	9	17	2	1	2	78	92	43
Masculino	102	96	86	48	35	54	34	28	39	12	7	14	2	–	1	54	61	32
Feminino	46	41	19	22	10	8	17	7	4	5	2	3	–	1	1	24	31	11
Ignorado	–	–	–	–	–	–	–	–	–	–	–	–	–	–	–	–	–	–
45 a 49 anos	115	122	88	36	38	34	26	25	23	9	12	10	1	1	1	79	84	54
Masculino	74	82	60	24	28	23	17	21	15	6	7	8	1	–	–	50	54	37
Feminino	41	40	28	12	10	11	9	4	8	3	5	2	–	1	1	29	30	17
Ignorado	–	–	–	–	–	–	–	–	–	–	–	–	–	–	–	–	–	–
50 a 54 anos	65	59	66	14	14	27	5	8	20	7	6	4	2	–	3	51	45	39
Masculino	52	41	51	10	11	24	4	7	18	4	4	4	2	–	2	42	30	27
Feminino	13	18	15	4	3	3	1	1	2	3	2	–	–	–	1	9	15	12
Ignorado	–	–	–	–	–	–	–	–	–	–	–	–	–	–	–	–	–	–
55 a 59 anos	41	72	48	13	15	15	11	14	10	1	1	5	1	–	–	28	57	33
Masculino	41	64	43	13	13	10	11	12	7	1	1	3	1	–	–	28	51	33
Feminino	–	8	5	–	2	5	–	2	3	–	–	2	–	–	–	–	6	–
Ignorado	–	–	–	–	–	–	–	–	–	–	–	–	–	–	–	–	–	–
60 a 64 anos	13	24	17	5	10	9	4	9	8	1	1	1	–	–	–	8	14	8
Masculino	12	22	15	5	8	9	4	7	8	1	1	1	–	–	–	7	14	6
Feminino	1	2	2	–	2	–	–	2	–	–	–	–	–	–	–	1	–	2
Ignorado	–	–	–	–	–	–	–	–	–	–	–	–	–	–	–	–	–	–
65 a 69 anos	2	3	2	–	1	2	–	1	2	–	–	–	–	–	–	2	2	–
Masculino	2	3	2	–	1	2	–	1	2	–	–	–	–	–	–	2	2	–
Feminino	–	–	–	–	–	–	–	–	–	–	–	–	–	–	–	–	–	–
Ignorado	–	–	–	–	–	–	–	–	–	–	–	–	–	–	–	–	–	–
70 anos e mais	1	2	1	1	2	1	1	2	1	–	–	–	–	–	–	–	–	–
Masculino	1	1	1	1	1	1	1	1	1	–	–	–	–	–	–	–	–	–
Feminino	–	1	–	–	1	–	–	1	–	–	–	–	–	–	–	–	–	–
Ignorado	–	–	–	–	–	–	–	–	–	–	–	–	–	–	–	–	–	–
Ignorada	–	–	–	–	–	–	–	–	–	–	–	–	–	–	–	–	–	–
Masculino	–	–	–	–	–	–	–	–	–	–	–	–	–	–	–	–	–	–
Feminino	–	–	–	–	–	–	–	–	–	–	–	–	–	–	–	–	–	–
Ignorado	–	–	–	–	–	–	–	–	–	–	–	–	–	–	–	–	–	–

Fonte: DATAPREV, CAT, SUB.
Nota: Os dados são preliminares, estando sujeitos a correções.

Capítulo 3 - Acre

3.3 - Quantidade mensal de acidentes do trabalho, por situação do registro e motivo, no estado do Acre - 2013/2015

MESES	QUANTIDADE DE ACIDENTES DO TRABALHO																	
	Total			Com CAT Registrada												Sem CAT Registrada		
				Total			Motivo											
							Típico			Trajeto			Doença do Trabalho					
	2013	2014	2015	2013	2014	2015	2013	2014	2015	2013	2014	2015	2013	2014	2015	2013	2014	2015
TOTAL	**1.179**	**1.195**	**988**	**624**	**584**	**577**	**422**	**392**	**387**	**188**	**187**	**179**	**14**	**5**	**11**	**555**	**611**	**411**
Janeiro	84	99	89	48	36	47	35	26	30	12	10	15	1	–	2	36	63	42
Fevereiro	87	75	74	50	34	41	44	25	27	6	8	14	–	1	–	37	41	33
Março	85	85	74	43	43	43	28	29	28	14	13	13	1	1	2	42	42	31
Abril	95	91	82	47	30	45	32	20	28	14	10	16	1	–	1	48	61	37
Maio	101	115	72	56	49	44	34	32	32	20	17	12	2	–	–	45	66	28
Junho	106	91	105	51	47	63	34	28	47	17	19	15	–	–	1	55	44	42
Julho	125	132	91	63	62	52	46	44	34	16	17	17	1	1	1	62	70	39
Agosto	114	105	82	60	51	53	38	32	29	22	19	22	–	–	2	54	54	29
Setembro	96	101	92	51	51	57	35	34	41	14	17	16	2	–	–	45	50	35
Outubro	107	104	95	60	70	57	32	49	38	24	21	18	4	–	1	47	34	38
Novembro	88	106	67	49	61	35	32	41	26	16	19	9	1	1	–	39	45	32
Dezembro	91	91	65	46	50	40	32	32	27	13	17	12	1	1	1	45	41	25

Fonte: DATAPREV, CAT, SUB.
Nota: Os dados são preliminares, estando sujeitos a correções.

DISTRIBUIÇÃO DE ACIDENTES DO TRABALHO, POR MOTIVO, NO ESTADO DO ACRE - 2015

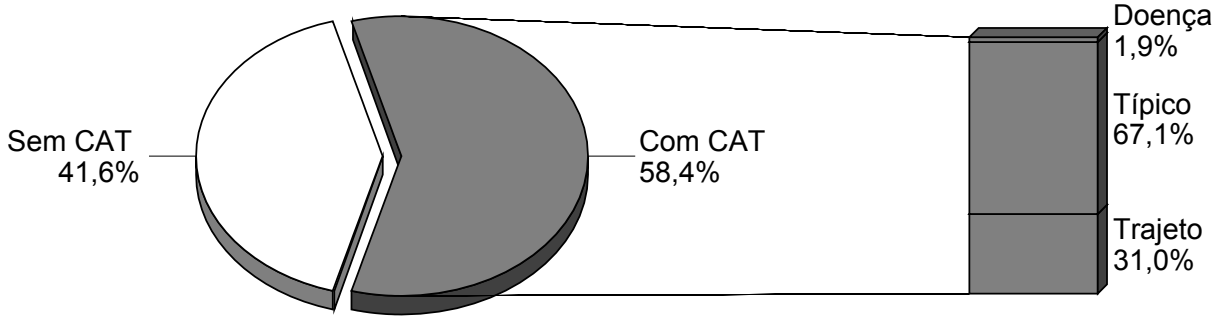

Fonte: DATAPREV, CAT, SUB.

Capítulo 4 - Amazonas

4.1 - Quantidade de acidentes do trabalho, por situação do registro e motivo, segundo a Classificação Nacional de Atividades Econômicas (CNAE), no estado do Amazonas - 2013/2015

(continua)

CNAE	QUANTIDADE DE ACIDENTES DO TRABALHO																	
	Total			Com CAT Registrada												Sem CAT Registrada		
				Total			Motivo											
							Típico			Trajeto			Doença do Trabalho					
	2013	2014	2015	2013	2014	2015	2013	2014	2015	2013	2014	2015	2013	2014	2015	2013	2014	2015
TOTAL	**8.750**	**8.923**	**8.203**	**6.680**	**6.828**	**5.877**	**5.208**	**5.142**	**4.373**	**1.063**	**1.175**	**1.013**	**409**	**511**	**491**	**2.070**	**2.095**	**2.326**
0111	–	12	20	–	–	–	–	–	–	–	–	–	–	–	–	–	12	20
0112	–	1	1	–	–	–	–	–	–	–	–	–	–	–	–	–	1	1
0113	11	14	11	10	7	5	10	7	5	–	–	–	–	–	–	1	7	6
0114	–	–	1	–	–	–	–	–	–	–	–	–	–	–	–	–	–	1
0121	–	–	1	–	–	1	–	–	1	–	–	–	–	–	–	–	–	–
0131	–	1	–	–	1	–	–	1	–	–	–	–	–	–	–	–	–	–
0133	1	–	–	1	–	–	1	–	–	–	–	–	–	–	–	–	–	–
0141	1	–	–	1	–	–	1	–	–	–	–	–	–	–	–	–	–	–
0151	1	3	2	1	3	2	1	2	2	–	1	–	–	–	–	–	–	–
0159	3	1	1	3	1	1	3	1	1	–	–	–	–	–	–	–	–	–
0161	–	1	–	–	1	–	–	1	–	–	–	–	–	–	–	–	–	–
0210	1	2	–	1	2	–	1	2	–	–	–	–	–	–	–	–	–	–
0220	–	–	3	–	–	1	–	–	1	–	–	–	–	–	–	–	–	2
0311	1	–	–	–	–	–	–	–	–	–	–	–	–	–	–	1	–	–
0312	–	1	–	–	–	–	–	–	–	–	–	–	–	–	–	–	1	–
0322	–	–	1	–	–	1	–	–	1	–	–	–	–	–	–	–	–	–
0600	44	37	15	35	37	15	32	36	13	2	1	–	1	–	2	9	–	–
0722	57	40	28	55	40	28	54	39	27	1	1	1	–	–	–	2	–	–
0810	2	1	–	2	1	–	2	1	–	–	–	–	–	–	–	–	–	–
0893	–	1	2	–	1	2	–	1	–	–	–	1	–	–	1	–	–	–
0910	27	8	13	27	8	13	22	7	11	4	1	2	1	–	–	–	–	–
1011	3	4	3	3	4	3	3	4	2	–	–	1	–	–	–	–	–	–
1012	–	1	–	–	–	–	–	–	–	–	–	–	–	–	–	–	1	–
1013	1	–	–	1	–	–	–	–	–	–	–	–	1	–	–	–	–	–
1020	1	–	1	–	–	1	–	–	1	–	–	–	–	–	–	1	–	–
1031	–	–	2	–	–	2	–	–	1	–	–	1	–	–	–	–	–	–
1033	2	1	4	1	1	4	1	1	3	–	–	1	–	–	–	1	–	–
1041	1	–	–	1	–	–	1	–	–	–	–	–	–	–	–	–	–	–
1052	2	1	–	1	1	–	1	–	–	–	1	–	–	–	–	1	–	–
1053	2	2	1	1	2	1	1	2	1	–	–	–	–	–	–	1	–	–
1062	5	3	–	4	3	–	4	3	–	–	–	–	–	–	–	1	–	–
1066	–	–	1	–	–	1	–	–	1	–	–	–	–	–	–	–	–	–
1069	–	2	1	–	2	1	–	2	1	–	–	–	–	–	–	–	–	–
1081	6	3	2	6	3	2	4	2	2	2	1	–	–	–	–	–	–	–
1091	17	6	12	9	6	12	6	4	11	3	2	1	–	–	–	8	–	–
1093	–	1	–	–	1	–	–	1	–	–	–	–	–	–	–	–	–	–
1094	6	5	3	4	5	3	4	5	3	–	–	–	–	–	–	2	–	–
1096	–	2	–	–	2	–	–	2	–	–	–	–	–	–	–	–	–	–
1099	51	33	37	42	33	37	34	27	33	6	6	3	2	–	1	9	–	–
1111	–	5	1	–	–	–	–	–	–	–	–	–	–	–	–	–	5	1
1113	35	18	12	31	18	12	24	12	9	4	5	3	3	1	–	4	–	–
1121	1	–	3	–	–	3	–	–	2	–	–	1	–	–	–	1	–	–
1122	171	168	122	160	168	122	129	142	106	31	26	16	–	–	–	11	–	–
1312	9	7	1	6	7	1	6	7	1	–	–	–	–	–	–	3	–	–
1322	39	27	10	39	27	10	36	27	8	3	–	2	–	–	–	–	–	–
1351	–	–	1	–	–	1	–	–	–	–	–	1	–	–	–	–	–	–
1359	1	4	–	–	4	–	–	4	–	–	–	–	–	–	–	1	–	–
1413	17	4	1	4	4	1	1	4	–	3	–	–	–	–	1	13	–	–
1414	–	1	–	–	1	–	–	–	–	–	–	–	–	1	–	–	–	–
1610	37	28	13	35	28	13	34	27	11	–	1	2	1	–	–	2	–	–
1622	5	–	–	3	–	–	3	–	–	–	–	–	–	–	–	2	–	–
1623	1	2	–	1	2	–	1	2	–	–	–	–	–	–	–	–	–	–
1629	14	12	7	12	12	7	12	11	7	–	1	–	–	–	–	2	–	–
1721	–	2	5	–	2	4	–	1	4	–	1	–	–	–	–	–	–	1
1731	4	–	–	3	–	–	1	–	–	2	–	–	–	–	–	1	–	–
1732	–	–	1	–	–	1	–	–	1	–	–	–	–	–	–	–	–	–
1733	32	21	26	24	21	26	23	21	25	1	–	1	–	–	–	8	–	–
1741	36	52	19	35	50	18	33	49	18	2	–	–	–	1	–	1	2	1
1742	1	2	–	–	2	–	–	2	–	–	–	–	–	–	–	1	–	–
1749	4	6	–	3	6	–	2	4	–	1	2	–	–	–	–	1	–	–
1811	2	1	4	–	1	3	–	–	–	–	1	3	–	–	–	2	–	1
1812	–	–	1	–	–	1	–	–	–	–	–	1	–	–	–	–	–	–
1813	3	8	2	2	7	2	–	7	2	2	–	–	–	–	–	1	1	–
1821	1	1	2	1	1	2	1	–	1	–	1	1	–	–	–	–	–	–
1822	1	1	–	1	1	–	1	–	–	–	1	–	–	–	–	–	–	–
1830	48	30	11	43	30	11	35	18	10	7	6	1	1	6	–	5	–	–
1921	34	16	19	33	16	19	31	15	15	2	1	4	–	–	–	1	–	–
1922	–	3	1	–	3	1	–	3	1	–	–	–	–	–	–	–	–	–

Capítulo 4 - Amazonas

4.1 - Quantidade de acidentes do trabalho, por situação do registro e motivo, segundo a Classificação Nacional de Atividades Econômicas (CNAE), no estado do Amazonas - 2013/2015

(continuação)

CNAE	QUANTIDADE DE ACIDENTES DO TRABALHO																	
	Total			Com CAT Registrada												Sem CAT Registrada		
				Total			Motivo											
							Típico			Trajeto			Doença do Trabalho					
	2013	2014	2015	2013	2014	2015	2013	2014	2015	2013	2014	2015	2013	2014	2015	2013	2014	2015
1931	–	–	3	–	–	–	–	–	–	–	–	–	–	–	–	–	–	3
1932	–	1	–	–	1	–	–	1	–	–	–	–	–	–	–	–	–	–
2014	3	8	1	3	8	1	3	7	–	–	1	1	–	–	–	–	–	–
2022	–	1	1	–	–	–	–	–	–	–	–	–	–	–	–	–	1	1
2031	6	10	7	5	10	7	2	7	5	1	2	1	2	1	1	1	–	–
2040	–	–	1	–	–	–	–	–	–	–	–	–	–	–	–	–	–	1
2061	6	2	1	5	2	1	3	2	1	2	–	–	–	–	–	1	–	–
2062	–	–	2	–	–	2	–	–	1	–	–	1	–	–	–	–	–	–
2063	1	–	2	1	–	2	1	–	–	–	–	2	–	–	–	–	–	–
2071	–	2	1	–	2	1	–	2	1	–	–	–	–	–	–	–	–	–
2091	–	–	1	–	–	–	–	–	–	–	–	–	–	–	–	–	–	1
2092	–	1	–	–	1	–	–	1	–	–	–	–	–	–	–	–	–	–
2093	7	3	1	7	3	1	2	3	1	5	–	–	–	–	–	–	–	–
2099	5	18	3	4	18	3	3	13	3	–	3	–	1	2	–	1	–	–
2110	–	–	1	–	–	–	–	–	–	–	–	–	–	–	–	–	–	1
2121	6	5	14	6	5	13	5	5	9	1	–	4	–	–	–	–	–	1
2211	10	12	13	8	12	13	8	11	13	–	1	–	–	–	–	2	–	–
2212	1	–	1	–	–	1	–	–	1	–	–	–	–	–	–	1	–	–
2219	1	10	10	1	–	–	1	–	–	–	–	–	–	–	–	–	10	10
2221	13	9	9	11	9	9	11	9	8	–	–	–	–	–	1	2	–	–
2222	95	120	97	86	120	96	74	103	80	8	9	6	4	8	10	9	–	1
2223	5	4	5	5	4	5	4	2	5	1	2	–	–	–	–	–	–	–
2229	342	216	241	272	216	241	221	150	154	25	11	11	26	55	76	70	–	–
2311	2	5	2	2	4	1	2	4	1	–	–	–	–	–	–	–	1	1
2319	2	6	3	1	6	3	1	6	3	–	–	–	–	–	–	1	–	–
2320	58	61	69	48	61	69	44	50	57	4	1	4	–	10	8	10	–	–
2330	10	14	14	9	14	14	8	11	14	1	3	–	–	–	–	1	–	–
2341	–	2	–	–	2	–	–	2	–	–	–	–	–	–	–	–	–	–
2342	19	12	10	14	12	10	13	12	6	1	–	4	–	–	–	5	–	–
2391	1	–	–	–	–	–	–	–	–	–	–	–	–	–	–	1	–	–
2399	–	2	2	–	2	2	–	1	2	–	1	–	–	–	–	–	–	–
2424	1	–	1	1	–	1	1	–	1	–	–	–	–	–	–	–	–	–
2431	1	–	–	–	–	–	–	–	–	–	–	–	–	–	–	1	–	–
2441	8	–	1	6	–	1	6	–	1	–	–	–	–	–	–	2	–	–
2442	4	2	–	3	2	–	2	1	–	1	–	–	–	1	–	1	–	–
2449	10	20	4	9	20	4	8	20	3	–	–	–	1	–	1	1	–	–
2452	9	18	25	9	17	25	9	17	20	–	–	4	–	–	1	–	1	–
2511	101	92	57	90	89	56	80	86	52	7	2	3	3	1	1	11	3	1
2512	6	2	3	4	2	3	4	2	3	–	–	–	–	–	–	2	–	–
2522	–	1	–	–	–	–	–	–	–	–	–	–	–	–	–	–	1	–
2531	–	–	1	–	–	1	–	–	1	–	–	–	–	–	–	–	–	–
2532	63	118	98	50	118	98	43	110	90	2	2	5	5	6	3	13	–	–
2539	2	–	1	2	–	1	2	–	1	–	–	–	–	–	–	–	–	–
2541	18	15	11	7	15	11	4	8	7	–	1	2	3	6	2	11	–	–
2542	–	–	3	–	–	3	–	–	3	–	–	–	–	–	–	–	–	–
2591	12	6	10	10	6	10	9	3	6	1	2	4	–	1	–	2	–	–
2592	–	–	1	–	–	1	–	–	1	–	–	–	–	–	–	–	–	–
2593	2	–	–	2	–	–	2	–	–	–	–	–	–	–	–	–	–	–
2599	22	20	15	17	20	15	17	18	14	–	–	1	–	2	–	5	–	–
2610	181	168	93	103	168	93	52	96	57	14	43	6	37	29	30	78	–	–
2621	67	55	26	50	55	26	30	24	20	9	16	2	11	15	4	17	–	–
2622	139	129	77	69	129	77	32	90	44	8	16	13	29	23	20	70	–	–
2631	11	3	3	3	3	3	–	2	–	1	1	1	2	–	2	8	–	–
2632	131	71	29	75	71	29	55	48	25	10	7	2	10	16	2	56	–	–
2640	699	659	496	383	659	496	229	446	295	59	85	92	95	128	109	316	–	–
2651	10	–	1	4	–	1	3	–	–	–	–	–	1	–	1	6	–	–
2652	21	4	7	10	4	7	8	3	6	1	–	1	1	1	–	11	–	–
2670	3	7	8	2	7	8	2	4	3	–	1	1	–	2	4	1	–	–
2710	37	30	26	27	30	26	20	24	24	4	5	2	3	1	–	10	–	–
2721	15	5	8	9	5	8	6	3	5	–	–	1	3	2	2	6	–	–
2722	–	1	–	–	–	–	–	–	–	–	–	–	–	–	–	–	1	–
2731	26	5	9	6	5	8	4	5	2	1	–	5	1	–	1	20	–	1
2732	24	8	7	19	8	7	13	7	4	4	1	1	2	–	2	5	–	–
2733	23	28	15	12	28	15	7	15	10	1	1	1	4	12	4	11	–	–
2751	–	1	–	–	1	–	–	1	–	–	–	–	–	–	–	–	–	–
2759	10	5	14	5	5	14	2	1	7	–	–	4	3	4	3	5	–	–
2790	67	39	17	47	39	17	33	28	10	6	3	2	8	8	5	20	–	–
2811	3	4	3	2	3	1	2	1	–	–	–	1	–	2	–	1	1	2
2815	5	9	9	5	9	9	4	8	8	–	1	–	1	–	1	–	–	–

Capítulo 4 - Amazonas

4.1 - Quantidade de acidentes do trabalho, por situação do registro e motivo, segundo a Classificação Nacional de Atividades Econômicas (CNAE), no estado do Amazonas - 2013/2015

(continuação)

CNAE	QUANTIDADE DE ACIDENTES DO TRABALHO																	
	Total			Com CAT Registrada												Sem CAT Registrada		
				Total			Motivo											
							Típico			Trajeto			Doença do Trabalho					
	2013	2014	2015	2013	2014	2015	2013	2014	2015	2013	2014	2015	2013	2014	2015	2013	2014	2015
2821	–	1	–	–	1	–	–	1	–	–	–	–	–	–	–	–	–	–
2822	3	–	–	3	–	–	2	–	–	1	–	–	–	–	–	–	–	–
2823	10	9	7	10	9	7	5	6	7	3	1	–	2	2	–	–	–	–
2824	93	103	83	75	103	83	64	75	52	4	12	17	7	16	14	18	–	–
2825	1	1	–	1	1	–	–	–	–	1	1	–	–	–	–	–	–	–
2829	10	13	8	7	13	8	5	10	4	1	2	3	1	1	1	3	–	–
2833	–	1	2	–	–	–	–	–	–	–	–	–	–	–	–	–	1	2
2910	4	3	1	3	3	1	3	3	–	–	–	–	–	–	1	1	–	–
2930	12	7	6	10	7	6	9	6	6	–	1	–	1	–	–	2	–	–
2941	10	4	2	4	4	2	2	3	2	–	–	–	2	1	–	6	–	–
2942	13	15	11	12	15	11	9	11	8	3	3	1	–	1	2	1	–	–
2943	18	20	10	12	20	10	11	12	8	1	3	–	–	5	2	6	–	–
2945	21	12	10	6	12	10	3	5	7	2	2	2	1	5	1	15	–	–
2949	29	20	6	15	20	6	12	18	5	1	1	1	2	1	–	14	–	–
2950	–	2	–	–	2	–	–	2	–	–	–	–	–	–	–	–	–	–
3011	87	109	105	74	109	105	70	103	104	2	6	–	2	–	1	13	–	–
3091	529	474	417	445	474	417	331	335	245	59	81	80	55	58	92	84	–	–
3092	26	22	13	24	22	13	19	18	10	3	–	–	2	4	3	2	–	–
3099	49	36	48	42	36	48	31	23	26	6	5	3	5	8	19	7	–	–
3101	2	1	2	1	1	2	1	1	2	–	–	–	–	–	–	1	–	–
3102	3	2	–	1	2	–	1	2	–	–	–	–	–	–	–	2	–	–
3104	10	9	3	10	9	3	9	6	3	1	3	–	–	–	–	–	–	–
3211	2	2	–	2	2	–	–	1	–	2	1	–	–	–	–	–	–	–
3230	24	239	350	18	18	16	15	18	15	1	–	1	2	–	–	6	221	334
3240	21	3	1	2	3	1	1	1	–	–	2	1	1	–	–	19	–	–
3250	28	10	17	16	10	17	15	7	12	1	3	4	–	–	1	12	–	–
3291	–	1	2	–	–	–	–	–	–	–	–	–	–	–	–	–	1	2
3299	13	3	1	10	3	1	9	2	1	1	–	–	–	1	–	3	–	–
3312	1	–	–	1	–	–	1	–	–	–	–	–	–	–	–	–	–	–
3313	3	1	3	3	1	3	1	1	3	2	–	–	–	–	–	–	–	–
3314	12	11	11	8	11	11	6	9	10	1	2	1	1	–	–	4	–	–
3316	2	–	–	2	–	–	2	–	–	–	–	–	–	–	–	–	–	–
3317	9	2	–	7	2	–	6	2	–	1	–	–	–	–	–	2	–	–
3319	2	–	–	–	–	–	–	–	–	–	–	–	–	–	–	2	–	–
3321	2	3	1	2	3	1	1	2	1	1	1	–	–	–	–	–	–	–
3329	2	–	–	1	–	–	1	–	–	–	–	–	–	–	–	1	–	–
3511	38	30	33	38	28	28	33	23	25	5	5	3	–	–	–	–	2	5
3512	4	3	2	3	3	2	2	1	1	1	2	1	–	–	–	1	–	–
3514	6	6	10	5	6	10	4	5	6	1	1	4	–	–	–	1	–	–
3520	3	–	2	3	–	2	1	–	2	2	–	–	–	–	–	–	–	–
3530	1	1	–	1	1	–	1	1	–	–	–	–	–	–	–	–	–	–
3600	21	33	21	19	33	21	17	24	17	2	9	4	–	–	–	2	–	–
3702	1	–	–	1	–	–	1	–	–	–	–	–	–	–	–	–	–	–
3811	88	23	90	67	23	90	64	20	82	3	3	8	–	–	–	21	–	–
3812	1	–	–	1	–	–	1	–	–	–	–	–	–	–	–	–	–	–
3822	–	–	1	–	–	1	–	–	1	–	–	–	–	–	–	–	–	–
3831	28	33	15	27	33	15	25	31	15	2	2	–	–	–	–	1	–	–
3832	2	1	1	–	1	1	–	1	–	–	–	1	–	–	–	2	–	–
3839	30	41	18	30	41	18	29	33	18	–	7	–	1	1	–	–	–	–
3900	2	1	1	2	1	1	2	–	–	–	1	1	–	–	–	–	–	–
4110	235	70	64	214	70	64	187	55	60	27	14	3	–	1	1	21	–	–
4120	424	195	135	353	194	134	289	160	113	60	30	21	4	4	–	71	1	1
4211	123	35	49	118	35	49	113	25	42	5	10	6	–	–	1	5	–	–
4212	–	6	–	–	6	–	–	5	–	–	1	–	–	–	–	–	–	–
4213	1	1	–	1	1	–	1	–	–	–	1	–	–	–	–	–	–	–
4221	63	53	49	60	44	36	48	39	26	12	4	9	–	1	1	3	9	13
4223	–	4	1	–	4	1	–	4	1	–	–	–	–	–	–	–	–	–
4291	5	1	–	5	1	–	5	1	–	–	–	–	–	–	–	–	–	–
4292	9	16	10	8	16	10	7	13	9	1	3	–	–	–	1	1	–	–
4299	55	26	7	49	26	7	44	25	4	5	1	3	–	–	–	6	–	–
4312	6	1	–	3	1	–	3	1	–	–	–	–	–	–	–	3	–	–
4313	15	18	13	9	18	13	6	16	8	3	2	5	–	–	–	6	–	–
4319	3	1	1	3	1	1	3	1	1	–	–	–	–	–	–	–	–	–
4321	39	49	49	33	49	49	28	33	39	5	15	10	–	1	–	6	–	–
4322	13	19	30	12	19	30	10	10	22	1	9	6	1	–	2	1	–	–
4329	7	6	7	4	6	7	3	4	7	1	1	–	–	1	–	3	–	–
4330	17	11	15	15	11	15	11	10	8	4	1	7	–	–	–	2	–	–
4391	17	23	28	15	23	28	12	23	26	3	–	2	–	–	–	2	–	–
4399	34	40	41	24	40	41	19	32	31	5	7	10	–	1	–	10	–	–

Capítulo 4 - Amazonas

4.1 - Quantidade de acidentes do trabalho, por situação do registro e motivo, segundo a Classificação Nacional de Atividades Econômicas (CNAE), no estado do Amazonas - 2013/2015

(continuação)

CNAE	QUANTIDADE DE ACIDENTES DO TRABALHO																	
	Total			Com CAT Registrada												Sem CAT Registrada		
				Total			Motivo											
							Típico			Trajeto			Doença do Trabalho					
	2013	2014	2015	2013	2014	2015	2013	2014	2015	2013	2014	2015	2013	2014	2015	2013	2014	2015
4511	20	11	14	16	11	14	13	10	8	3	1	6	–	–	–	4	–	–
4512	1	1	4	1	–	–	1	–	–	–	–	–	–	–	–	–	1	4
4520	5	2	4	4	2	4	3	1	4	1	1	–	–	–	–	1	–	–
4530	30	24	15	23	24	15	18	18	10	5	5	4	–	1	1	7	–	–
4541	8	–	4	4	–	4	2	–	2	1	–	2	1	–	–	4	–	–
4542	–	2	1	–	–	–	–	–	–	–	–	–	–	–	–	–	2	1
4543	–	–	1	–	–	–	–	–	–	–	–	–	–	–	–	–	–	1
4613	1	1	1	1	1	1	1	1	1	–	–	–	–	–	–	–	–	–
4614	1	3	1	1	3	1	–	2	1	1	–	–	–	1	–	–	–	–
4615	–	–	1	–	–	1	–	–	1	–	–	–	–	–	–	–	–	–
4617	–	1	–	–	1	–	–	–	–	–	1	–	–	–	–	–	–	–
4621	1	–	–	–	–	–	–	–	–	–	–	–	–	–	–	1	–	–
4623	–	3	1	–	3	1	–	1	1	–	2	–	–	–	–	–	–	–
4631	4	8	3	4	8	3	4	8	2	–	–	1	–	–	–	–	–	–
4632	1	–	1	1	–	1	1	–	–	–	–	1	–	–	–	–	–	–
4633	1	3	–	1	3	–	1	3	–	–	–	–	–	–	–	–	–	–
4634	29	27	21	21	27	21	21	23	18	–	4	3	–	–	–	8	–	–
4635	26	19	17	20	19	17	12	12	13	8	7	4	–	–	–	6	–	–
4636	–	2	–	–	2	–	–	2	–	–	–	–	–	–	–	–	–	–
4637	3	3	2	2	3	2	–	1	1	2	2	–	–	–	1	1	–	–
4639	19	14	14	13	14	14	9	7	12	4	7	2	–	–	–	6	–	–
4641	–	–	1	–	–	1	–	–	1	–	–	–	–	–	–	–	–	–
4642	–	1	–	–	1	–	–	1	–	–	–	–	–	–	–	–	–	–
4643	1	1	–	1	1	–	–	1	–	1	–	–	–	–	–	–	–	–
4644	19	22	7	17	22	7	9	9	3	8	13	4	–	–	–	2	–	–
4645	1	6	3	1	6	3	1	3	3	–	2	–	–	1	–	–	–	–
4646	2	3	4	–	3	4	–	3	1	–	–	3	–	–	–	2	–	–
4647	1	1	1	–	1	1	–	–	–	–	1	1	–	–	–	1	–	–
4649	16	7	3	14	7	3	13	5	2	1	2	1	–	–	–	2	–	–
4651	2	1	–	2	1	–	2	1	–	–	–	–	–	–	–	–	–	–
4662	2	1	5	2	1	5	2	1	4	–	–	1	–	–	–	–	–	–
4663	1	–	–	1	–	–	1	–	–	–	–	–	–	–	–	–	–	–
4665	3	2	2	2	2	2	2	2	2	–	–	–	–	–	–	1	–	–
4669	14	7	5	11	7	5	6	1	1	4	6	4	1	–	–	3	–	–
4672	3	–	1	3	–	1	3	–	1	–	–	–	–	–	–	–	–	–
4673	6	5	5	6	5	5	6	5	4	–	–	1	–	–	–	–	–	–
4674	–	1	2	–	1	2	–	–	2	–	1	–	–	–	–	–	–	–
4679	5	4	3	4	4	3	2	3	3	2	1	–	–	–	–	1	–	–
4681	3	3	3	2	3	3	2	1	3	–	2	–	–	–	–	1	–	–
4682	63	63	33	61	63	33	61	61	31	–	2	2	–	–	–	2	–	–
4683	–	–	1	–	–	1	–	–	–	–	–	1	–	–	–	–	–	–
4684	3	1	–	3	1	–	2	1	–	1	–	–	–	–	–	–	–	–
4687	1	–	2	1	–	2	1	–	1	–	–	1	–	–	–	–	–	–
4689	2	4	6	2	4	6	1	1	6	1	3	–	–	–	–	–	–	–
4691	15	7	3	10	7	3	8	3	3	2	4	–	–	–	–	5	–	–
4693	18	12	21	12	12	21	11	7	14	1	5	7	–	–	–	6	–	–
4711	131	175	211	109	175	211	90	155	192	19	19	19	–	1	–	22	–	–
4712	24	11	20	17	11	20	10	7	15	5	4	5	2	–	–	7	–	–
4713	27	29	26	24	29	26	18	22	17	5	7	9	1	–	–	3	–	–
4721	10	11	7	9	11	7	6	4	4	2	7	2	1	–	1	1	–	–
4722	1	7	3	1	7	3	1	4	3	–	2	–	–	1	–	–	–	–
4723	18	9	17	14	9	17	12	8	10	2	1	7	–	–	–	4	–	–
4724	2	–	–	–	–	–	–	–	–	–	–	–	–	–	–	2	–	–
4729	11	11	14	7	11	14	6	7	12	–	2	2	1	2	–	4	–	–
4731	28	16	13	20	16	13	11	8	7	8	8	5	1	–	1	8	–	–
4732	–	2	–	–	2	–	–	2	–	–	–	–	–	–	–	–	–	–
4741	4	–	1	3	–	1	3	–	1	–	–	–	–	–	–	1	–	–
4742	1	1	3	–	1	3	–	–	2	–	1	1	–	–	–	1	–	–
4743	5	3	–	5	3	–	5	3	–	–	–	–	–	–	–	–	–	–
4744	74	40	37	54	40	37	47	29	33	7	10	3	–	1	1	20	–	–
4751	21	10	5	17	10	5	11	5	3	6	5	2	–	–	–	4	–	–
4752	2	–	–	–	–	–	–	–	–	–	–	–	–	–	–	2	–	–
4753	10	10	12	6	10	12	3	3	8	2	6	4	1	1	–	4	–	–
4754	14	16	12	5	16	12	1	9	6	4	7	5	–	–	1	9	–	–
4755	7	5	3	3	5	3	3	2	2	–	2	1	–	1	–	4	–	–
4757	2	2	2	–	2	2	–	1	1	–	1	1	–	–	–	2	–	–
4759	4	1	3	1	1	3	1	1	2	–	–	1	–	–	–	3	–	–
4761	6	3	1	3	3	1	1	–	1	2	3	–	–	–	–	3	–	–
4763	5	3	1	3	3	1	2	3	1	1	–	–	–	–	–	2	–	–

Capítulo 4 - Amazonas

4.1 - Quantidade de acidentes do trabalho, por situação do registro e motivo, segundo a Classificação Nacional de Atividades Econômicas (CNAE), no estado do Amazonas - 2013/2015

(continuação)

CNAE	QUANTIDADE DE ACIDENTES DO TRABALHO																	
	Total			Com CAT Registrada												Sem CAT Registrada		
				Total			Motivo											
							Típico			Trajeto			Doença do Trabalho					
	2013	2014	2015	2013	2014	2015	2013	2014	2015	2013	2014	2015	2013	2014	2015	2013	2014	2015
4771	30	31	7	24	31	7	8	17	2	16	14	5	–	–	–	6	–	–
4772	6	6	7	6	6	7	4	2	2	2	4	5	–	–	–	–	–	–
4773	1	–	–	1	–	–	1	–	–	–	–	–	–	–	–	–	–	–
4774	3	5	3	–	5	3	–	1	1	–	2	1	–	2	1	3	–	–
4781	16	10	13	12	10	13	6	5	8	6	3	5	–	2	–	4	–	–
4782	4	1	4	1	1	4	–	1	4	1	–	–	–	–	–	3	–	–
4783	–	2	–	–	2	–	–	1	–	–	1	–	–	–	–	–	–	–
4784	9	8	11	7	8	11	7	4	10	–	4	1	–	–	–	2	–	–
4789	9	8	7	6	8	7	4	7	6	1	1	1	1	–	–	3	–	–
4921	304	217	272	224	217	272	153	150	222	60	51	39	11	16	11	80	–	–
4922	5	3	4	3	3	4	3	3	3	–	–	1	–	–	–	2	–	–
4923	4	3	1	1	3	1	1	1	1	–	1	–	–	1	–	3	–	–
4929	17	13	8	13	13	8	12	8	4	–	4	4	1	1	–	4	–	–
4930	340	318	208	300	318	208	260	266	172	38	50	35	2	2	1	40	–	–
4940	4	3	5	3	3	5	2	3	4	1	–	1	–	–	–	1	–	–
5011	2	–	2	2	–	2	2	–	–	–	–	2	–	–	–	–	–	–
5012	1	2	–	1	2	–	1	1	–	–	1	–	–	–	–	–	–	–
5021	130	127	129	118	127	129	99	112	110	19	14	17	–	1	2	12	–	–
5022	1	2	1	1	2	1	1	1	–	–	1	–	–	–	1	–	–	–
5111	22	24	13	19	22	11	13	14	7	6	8	4	–	–	–	3	2	2
5112	4	5	2	4	4	1	3	3	1	1	1	–	–	–	–	–	1	1
5211	43	50	35	38	50	35	31	40	27	6	10	8	1	–	–	5	–	–
5212	7	4	3	1	2	–	1	2	–	–	–	–	–	–	–	6	2	3
5221	–	1	–	–	–	–	–	–	–	–	–	–	–	–	–	–	1	–
5223	1	–	2	–	–	2	–	–	2	–	–	–	–	–	–	1	–	–
5229	–	–	1	–	–	1	–	–	–	–	–	1	–	–	–	–	–	–
5231	10	6	3	6	6	3	4	5	3	2	1	–	–	–	–	4	–	–
5232	–	1	–	–	1	–	–	1	–	–	–	–	–	–	–	–	–	–
5240	14	12	16	12	12	16	7	8	11	5	4	4	–	–	1	2	–	–
5250	13	19	25	10	18	25	6	15	13	4	3	12	–	–	–	3	1	–
5310	92	54	87	81	54	87	70	53	79	11	1	8	–	–	–	11	–	–
5320	6	8	1	5	8	1	2	3	–	3	5	1	–	–	–	1	–	–
5510	30	15	11	26	15	11	19	12	10	7	3	1	–	–	–	4	–	–
5590	1	3	–	1	3	–	1	–	–	–	–	–	–	3	–	–	–	–
5611	84	72	82	70	72	82	55	58	66	15	13	13	–	1	3	14	–	–
5620	99	79	53	82	79	53	68	63	40	14	16	11	–	–	2	17	–	–
5811	1	–	–	–	–	–	–	–	–	–	–	–	–	–	–	1	–	–
5812	1	–	–	1	–	–	–	–	–	1	–	–	–	–	–	–	–	–
5822	1	3	–	1	3	–	–	3	–	1	–	–	–	–	–	–	–	–
5829	–	3	1	–	3	1	–	2	–	–	1	–	–	–	1	–	–	–
5911	–	1	–	–	1	–	–	1	–	–	–	–	–	–	–	–	–	–
5914	–	–	1	–	–	1	–	–	–	–	–	1	–	–	–	–	–	–
5920	1	–	1	–	–	1	–	–	–	–	–	–	–	–	1	1	–	–
6010	2	1	1	1	1	–	1	–	–	–	1	–	–	–	–	1	–	1
6021	3	1	5	1	1	4	1	–	3	–	1	1	–	–	–	2	–	1
6022	–	–	1	–	–	–	–	–	–	–	–	–	–	–	–	–	–	1
6110	2	–	1	1	–	1	–	–	1	1	–	–	–	–	–	1	–	–
6120	1	2	2	1	2	2	1	–	2	–	2	–	–	–	–	–	–	–
6141	5	11	–	5	11	–	3	10	–	1	1	–	1	–	–	–	–	–
6190	1	2	–	1	2	–	1	2	–	–	–	–	–	–	–	–	–	–
6201	–	32	27	–	–	–	–	–	–	–	–	–	–	–	–	–	32	27
6203	2	1	1	2	1	1	2	–	1	–	1	–	–	–	–	–	–	–
6204	–	–	4	–	–	4	–	–	–	–	–	4	–	–	–	–	–	–
6209	1	2	1	1	2	1	–	1	–	1	1	1	–	–	–	–	–	–
6311	3	9	11	3	2	2	1	–	–	2	2	1	–	–	1	–	7	9
6399	–	1	1	–	1	1	–	1	–	–	–	–	–	–	1	–	–	–
6421	2	4	7	2	4	7	1	3	7	1	–	–	–	1	–	–	–	–
6422	16	7	26	8	7	26	3	2	19	–	2	1	5	3	6	8	–	–
6423	1	3	3	1	3	3	1	2	1	–	–	1	–	1	1	–	–	–
6434	2	–	–	2	–	–	1	–	–	–	–	–	1	–	–	–	–	–
6435	–	–	1	–	–	–	–	–	–	–	–	–	–	–	–	–	–	1
6437	–	–	3	–	–	3	–	–	1	–	–	2	–	–	–	–	–	–
6462	–	2	–	–	2	–	–	1	–	–	1	–	–	–	–	–	–	–
6491	1	–	2	1	–	2	–	–	1	1	–	1	–	–	–	–	–	–
6550	9	6	5	8	6	5	5	3	3	2	3	2	1	–	–	1	–	–
6619	1	1	2	1	1	2	–	1	–	1	–	2	–	–	–	–	–	–
6621	1	–	–	1	–	–	–	–	–	1	–	–	–	–	–	–	–	–
6622	–	–	1	–	–	1	–	–	–	–	–	1	–	–	–	–	–	–
6630	–	1	1	–	–	–	–	–	–	–	–	–	–	–	–	–	1	1

Capítulo 4 - Amazonas

4.1 - Quantidade de acidentes do trabalho, por situação do registro e motivo, segundo a Classificação Nacional de Atividades Econômicas (CNAE), no estado do Amazonas - 2013/2015

(conclusão)

CNAE	QUANTIDADE DE ACIDENTES DO TRABALHO																	
	Total			Com CAT Registrada												Sem CAT Registrada		
				Total			Motivo											
							Típico			Trajeto			Doença do Trabalho					
	2013	2014	2015	2013	2014	2015	2013	2014	2015	2013	2014	2015	2013	2014	2015	2013	2014	2015
6810	5	5	5	4	5	5	4	5	5	–	–	–	–	–	–	1	–	–
6821	–	1	1	–	1	1	–	–	–	–	1	1	–	–	–	–	–	–
6822	2	10	5	2	10	5	1	9	4	1	1	1	–	–	–	–	–	–
6912	3	1	–	1	1	–	–	–	–	1	1	–	–	–	–	2	–	–
6920	8	6	9	5	6	9	3	2	4	2	4	5	–	–	–	3	–	–
7020	17	4	15	9	4	15	3	–	6	6	4	9	–	–	–	8	–	–
7111	2	–	–	1	–	–	–	–	–	1	–	–	–	–	–	1	–	–
7112	33	24	14	31	24	14	27	20	10	3	3	3	1	1	1	2	–	–
7119	47	3	–	40	3	–	35	2	–	–	–	–	5	1	–	7	–	–
7120	1	–	1	1	–	1	–	–	1	1	–	–	–	–	–	–	–	–
7210	18	26	29	16	8	18	13	6	14	2	2	4	1	–	–	2	18	11
7220	–	–	1	–	–	–	–	–	–	–	–	–	–	–	–	–	–	1
7311	–	1	–	–	1	–	–	–	–	–	1	–	–	–	–	–	–	–
7312	–	1	–	–	1	–	–	1	–	–	–	–	–	–	–	–	–	–
7319	–	3	3	–	3	3	–	3	2	–	–	1	–	–	–	–	–	–
7320	1	1	–	1	–	–	–	–	–	1	–	–	–	–	–	–	1	–
7490	3	3	6	3	3	6	2	1	4	1	2	2	–	–	–	–	–	–
7711	16	2	6	14	2	6	11	1	5	3	1	1	–	–	–	2	–	–
7719	–	–	1	–	–	1	–	–	1	–	–	–	–	–	–	–	–	–
7732	6	6	9	4	6	9	3	5	6	1	1	3	–	–	–	2	–	–
7733	–	–	1	–	–	1	–	–	1	–	–	–	–	–	–	–	–	–
7739	4	–	7	4	–	7	4	–	5	–	–	2	–	–	–	–	–	–
7810	17	3	–	9	3	–	6	–	–	3	3	–	–	–	–	8	–	–
7820	36	20	33	24	20	33	12	9	15	11	11	18	1	–	–	12	–	–
7830	7	4	1	7	4	1	5	3	1	2	1	–	–	–	–	–	–	–
7911	1	1	2	1	1	2	–	1	1	–	–	1	1	–	–	–	–	–
7912	4	2	2	3	2	2	1	1	1	1	1	1	1	–	–	1	–	–
8011	76	51	43	62	50	43	7	6	5	55	44	38	–	–	–	14	1	–
8012	32	32	28	26	32	28	14	18	9	12	14	19	–	–	–	6	–	–
8020	5	6	4	4	6	4	1	2	2	3	4	2	–	–	–	1	–	–
8030	–	4	2	–	–	–	–	–	–	–	–	–	–	–	–	–	4	2
8111	5	5	6	1	5	6	1	2	3	–	1	3	–	2	–	4	–	–
8112	35	28	26	29	28	26	21	24	23	8	4	–	–	–	3	6	–	–
8121	214	82	82	155	81	82	123	50	51	29	31	31	3	–	–	59	1	–
8122	2	1	1	1	–	1	–	–	–	1	–	1	–	–	–	1	1	–
8129	–	–	4	–	–	4	–	–	3	–	–	1	–	–	–	–	–	–
8130	1	–	2	1	–	–	1	–	–	–	–	–	–	–	–	–	–	2
8211	10	12	8	7	12	8	3	5	2	4	7	6	–	–	–	3	–	–
8219	–	2	–	–	2	–	–	2	–	–	–	–	–	–	–	–	–	–
8220	–	3	1	–	–	1	–	–	–	–	–	1	–	–	–	–	3	–
8230	–	2	–	–	2	–	–	2	–	–	–	–	–	–	–	–	–	–
8291	3	4	6	–	–	1	–	–	1	–	–	–	–	–	–	3	4	5
8292	–	1	–	–	1	–	–	1	–	–	–	–	–	–	–	–	–	–
8299	59	47	62	50	47	62	41	40	55	9	7	6	–	–	1	9	–	–
8411	59	12	7	17	12	7	17	7	6	–	4	–	–	1	1	42	–	–
8412	–	–	4	–	–	4	–	–	3	–	–	1	–	–	–	–	–	–
8422	3	3	–	2	3	–	1	3	–	1	–	–	–	–	–	1	–	–
8424	–	–	1	–	–	1	–	–	–	–	–	1	–	–	–	–	–	–
8430	–	3	–	–	3	–	–	3	–	–	–	–	–	–	–	–	–	–
8511	–	19	13	–	2	1	–	2	–	–	–	–	–	–	1	–	17	12
8512	5	4	4	2	4	4	2	2	2	–	2	2	–	–	–	3	–	–
8513	15	18	18	5	8	12	2	4	7	2	3	5	1	1	–	10	10	6
8520	6	4	10	5	4	10	3	2	8	2	1	2	–	1	–	1	–	–
8531	9	13	7	8	13	7	8	8	5	–	5	2	–	–	–	1	–	–
8532	12	13	18	9	13	18	6	6	13	3	6	5	–	1	–	3	–	–
8542	1	–	–	–	–	–	–	–	–	–	–	–	–	–	–	1	–	–
8550	21	5	10	20	5	10	14	4	3	6	1	7	–	–	–	1	–	–
8593	1	–	–	1	–	–	1	–	–	–	–	–	–	–	–	–	–	–
8599	34	37	27	28	37	27	23	23	22	5	14	5	–	–	–	6	–	–
8610	236	227	185	212	227	185	176	185	148	33	42	37	3	–	–	24	–	–
8630	3	4	5	3	4	5	–	–	–	1	4	4	2	–	1	–	–	–
8640	12	13	8	11	13	8	10	11	5	1	2	3	–	–	–	1	–	–
8650	2	1	13	2	1	13	1	–	9	–	1	4	1	–	–	–	–	–
8660	2	6	19	2	6	19	1	5	17	1	1	2	–	–	–	–	–	–
8690	1	2	1	–	2	1	–	2	1	–	–	–	–	–	–	1	–	–
8712	2	–	–	1	–	–	–	–	–	1	–	–	–	–	–	1	–	–
8800	2	2	4	1	2	4	1	1	4	–	1	–	–	–	–	1	–	–
9001	1	–	–	–	–	–	–	–	–	–	–	–	–	–	–	1	–	–
9003	2	–	1	1	–	1	1	–	1	–	–	–	–	–	–	1	–	–
9312	–	–	1	–	–	1	–	–	–	–	–	–	–	–	1	–	–	–
9313	–	3	–	–	3	–	–	2	–	–	1	–	–	–	–	–	–	–
9319	–	1	–	–	1	–	–	1	–	–	–	–	–	–	–	–	–	–
9329	1	–	–	–	–	–	–	–	–	–	–	–	–	–	–	1	–	–
9411	–	–	1	–	–	1	–	–	1	–	–	–	–	–	–	–	–	–
9420	1	–	1	–	–	1	–	–	–	–	–	1	–	–	–	1	–	–
9430	16	12	11	8	12	11	3	5	9	5	7	2	–	–	–	8	–	–
9491	4	3	4	2	3	4	2	2	1	–	1	2	–	–	1	2	–	–
9492	–	8	9	–	–	–	–	–	–	–	–	–	–	–	–	–	8	9
9493	–	1	–	–	1	–	–	–	–	–	1	–	–	–	–	–	–	–
9511	2	1	4	2	1	4	2	1	3	–	–	1	–	–	–	–	–	–
9512	–	2	1	–	2	1	–	2	1	–	–	–	–	–	–	–	–	–
9521	1	1	1	1	1	1	1	1	1	–	–	–	–	–	–	–	–	–
9601	3	1	1	–	1	1	–	1	1	–	–	–	–	–	–	3	–	–
9602	2	–	–	–	–	–	–	–	–	–	–	–	–	–	–	2	–	–
9603	–	1	1	–	1	1	–	1	1	–	–	–	–	–	–	–	–	–
9609	1	–	–	1	–	–	1	–	–	–	–	–	–	–	–	–	–	–
9700	1	–	–	1	–	–	–	–	–	1	–	–	–	–	–	–	–	–
Ignorado	101	1.709	1.820	7	16	10	7	15	10	–	–	–	–	1	–	94	1.693	1.810

Fonte: DATAPREV, CAT, SUB.
Nota: Os dados são preliminares, estando sujeitos a correções.

Capítulo 4 - Amazonas

4.2 - Quantidade de acidentes do trabalho, por situação do registro e motivo, segundo os grupos de idade e sexo, no estado do Amazonas - 2013/2015

GRUPOS DE IDADE E SEXO	QUANTIDADE DE ACIDENTES DO TRABALHO																	
	Total			Com CAT Registrada												Sem CAT Registrada		
				Total			Motivo											
							Típico			Trajeto			Doença do Trabalho					
	2013	2014	2015	2013	2014	2015	2013	2014	2015	2013	2014	2015	2013	2014	2015	2013	2014	2015
TOTAL	**8.750**	**8.923**	**8.203**	**6.680**	**6.828**	**5.877**	**5.208**	**5.142**	**4.373**	**1.063**	**1.175**	**1.013**	**409**	**511**	**491**	**2.070**	**2.095**	**2.326**
Masculino	**6.287**	**6.192**	**5.555**	**5.243**	**5.178**	**4.459**	**4.302**	**4.149**	**3.466**	**761**	**806**	**724**	**180**	**223**	**269**	**1.044**	**1.014**	**1.096**
Feminino	**2.463**	**2.731**	**2.647**	**1.437**	**1.650**	**1.417**	**906**	**993**	**906**	**302**	**369**	**289**	**229**	**288**	**222**	**1.026**	**1.081**	**1.230**
Ignorado	**–**	**–**	**1**	**–**	**–**	**1**	**–**	**–**	**1**	**–**	**–**	**–**	**–**	**–**	**–**	**–**	**–**	**–**
Até 19 anos	139	111	99	125	104	92	109	88	71	15	15	20	1	1	1	14	7	7
Masculino	113	84	70	102	77	67	92	70	55	10	7	12	–	–	–	11	7	3
Feminino	26	27	29	23	27	25	17	18	16	5	8	8	1	1	1	3	–	4
Ignorado	–	–	–	–	–	–	–	–	–	–	–	–	–	–	–	–	–	–
20 a 24 anos	1.212	1.285	1.029	1.050	1.155	871	883	941	688	145	181	152	22	33	31	162	130	158
Masculino	962	1.021	810	860	947	731	750	803	598	104	130	113	6	14	20	102	74	79
Feminino	250	264	219	190	208	140	133	138	90	41	51	39	16	19	11	60	56	79
Ignorado	–	–	–	–	–	–	–	–	–	–	–	–	–	–	–	–	–	–
25 a 29 anos	1.769	1.680	1.491	1.445	1.388	1.166	1.115	1.061	863	249	254	231	81	73	72	324	292	325
Masculino	1.327	1.203	1.042	1.166	1.066	899	955	858	695	182	185	167	29	23	37	161	137	143
Feminino	442	477	448	279	322	266	160	203	167	67	69	64	52	50	35	163	155	182
Ignorado	–	–	1	–	–	1	–	–	1	–	–	–	–	–	–	–	–	–
30 a 34 anos	1.827	1.886	1.698	1.351	1.476	1.237	1.006	1.085	880	237	274	250	108	117	107	476	410	461
Masculino	1.269	1.282	1.132	1.049	1.105	930	825	865	684	172	191	188	52	49	58	220	177	202
Feminino	558	604	566	302	371	307	181	220	196	65	83	62	56	68	49	256	233	259
Ignorado	–	–	–	–	–	–	–	–	–	–	–	–	–	–	–	–	–	–
35 a 39 anos	1.417	1.519	1.410	1.014	1.077	943	780	756	681	161	191	142	73	130	120	403	442	467
Masculino	964	977	905	766	774	684	619	589	517	112	130	100	35	55	67	198	203	221
Feminino	453	542	505	248	303	259	161	167	164	49	61	42	38	75	53	205	239	246
Ignorado	–	–	–	–	–	–	–	–	–	–	–	–	–	–	–	–	–	–
40 a 44 anos	942	1.047	1.013	674	723	646	512	520	479	98	121	95	64	82	72	268	324	367
Masculino	603	661	635	479	513	468	387	403	365	65	73	63	27	37	40	124	148	167
Feminino	339	386	378	195	210	178	125	117	114	33	48	32	37	45	32	144	176	200
Ignorado	–	–	–	–	–	–	–	–	–	–	–	–	–	–	–	–	–	–
45 a 49 anos	656	604	682	465	413	429	365	298	318	68	71	59	32	44	52	191	191	253
Masculino	439	392	418	349	300	305	286	227	244	48	50	35	15	23	26	90	92	113
Feminino	217	212	264	116	113	124	79	71	74	20	21	24	17	21	26	101	99	140
Ignorado	–	–	–	–	–	–	–	–	–	–	–	–	–	–	–	–	–	–
50 a 54 anos	408	410	446	281	245	277	214	185	208	49	41	41	18	19	28	127	165	169
Masculino	306	282	288	239	189	205	193	152	163	38	25	27	8	12	15	67	93	83
Feminino	102	128	158	42	56	72	21	33	45	11	16	14	10	7	13	60	72	86
Ignorado	–	–	–	–	–	–	–	–	–	–	–	–	–	–	–	–	–	–
55 a 59 anos	252	260	218	178	161	127	145	134	107	25	17	15	8	10	5	74	99	91
Masculino	202	186	153	150	129	92	127	114	74	17	7	14	6	8	4	52	57	61
Feminino	50	74	65	28	32	35	18	20	33	8	10	1	2	2	1	22	42	30
Ignorado	–	–	–	–	–	–	–	–	–	–	–	–	–	–	–	–	–	–
60 a 64 anos	99	96	92	71	66	68	55	57	57	14	8	8	2	1	3	28	30	24
Masculino	80	83	79	62	59	58	49	52	51	11	6	5	2	1	2	18	24	21
Feminino	19	13	13	9	7	10	6	5	6	3	2	3	–	–	1	10	6	3
Ignorado	–	–	–	–	–	–	–	–	–	–	–	–	–	–	–	–	–	–
65 a 69 anos	20	20	20	17	15	16	15	13	16	2	1	–	–	1	–	3	5	4
Masculino	16	16	18	15	14	15	13	12	15	2	1	–	–	1	–	1	2	3
Feminino	4	4	2	2	1	1	2	1	1	–	–	–	–	–	–	2	3	1
Ignorado	–	–	–	–	–	–	–	–	–	–	–	–	–	–	–	–	–	–
70 anos e mais	4	4	5	4	4	5	4	3	5	–	1	–	–	–	–	–	–	–
Masculino	3	4	5	3	4	5	3	3	5	–	1	–	–	–	–	–	–	–
Feminino	1	–	–	1	–	–	1	–	–	–	–	–	–	–	–	–	–	–
Ignorado	–	–	–	–	–	–	–	–	–	–	–	–	–	–	–	–	–	–
Ignorada	5	1	–	5	1	–	5	1	–	–	–	–	–	–	–	–	–	–
Masculino	3	1	–	3	1	–	3	1	–	–	–	–	–	–	–	–	–	–
Feminino	2	–	–	2	–	–	2	–	–	–	–	–	–	–	–	–	–	–
Ignorado	–	–	–	–	–	–	–	–	–	–	–	–	–	–	–	–	–	–

Fonte: DATAPREV, CAT, SUB.
Nota: Os dados são preliminares, estando sujeitos a correções.

Capítulo 4 - Amazonas

4.3 - Quantidade mensal de acidentes do trabalho, por situação do registro e motivo, no estado do Amazonas - 2013/2015

MESES	QUANTIDADE DE ACIDENTES DO TRABALHO																	
	Total			Com CAT Registrada												Sem CAT Registrada		
				Total			Motivo											
							Típico			Trajeto			Doença do Trabalho					
	2013	2014	2015	2013	2014	2015	2013	2014	2015	2013	2014	2015	2013	2014	2015	2013	2014	2015
TOTAL	**8.750**	**8.923**	**8.203**	**6.680**	**6.828**	**5.877**	**5.208**	**5.142**	**4.373**	**1.063**	**1.175**	**1.013**	**409**	**511**	**491**	**2.070**	**2.095**	**2.326**
Janeiro	708	760	690	552	593	518	439	468	386	77	85	86	36	40	46	156	167	172
Fevereiro	643	672	640	488	509	491	397	390	355	61	83	83	30	36	53	155	163	149
Março	779	759	756	614	547	549	462	389	411	96	109	91	56	49	47	165	212	207
Abril	753	750	674	580	563	511	435	421	388	112	96	87	33	46	36	173	187	163
Maio	775	826	701	602	612	525	467	445	396	91	115	82	44	52	47	173	214	176
Junho	678	671	681	533	522	463	438	377	344	69	99	62	26	46	57	145	149	218
Julho	780	796	774	602	599	505	470	443	346	94	121	99	38	35	60	178	197	269
Agosto	867	841	770	646	639	510	505	498	375	109	100	96	32	41	39	221	202	260
Setembro	730	806	756	513	614	506	396	459	382	85	105	85	32	50	39	217	192	250
Outubro	757	748	689	545	589	492	435	444	374	82	101	92	28	44	26	212	159	197
Novembro	684	720	634	541	575	478	409	457	367	100	91	80	32	27	31	143	145	156
Dezembro	596	574	438	464	466	329	355	351	249	87	70	70	22	45	10	132	108	109

Fonte: DATAPREV, CAT, SUB.
Nota: Os dados são preliminares, estando sujeitos a correções.

DISTRIBUIÇÃO DE ACIDENTES DO TRABALHO, POR MOTIVO, NO ESTADO DO AMAZONAS - 2015

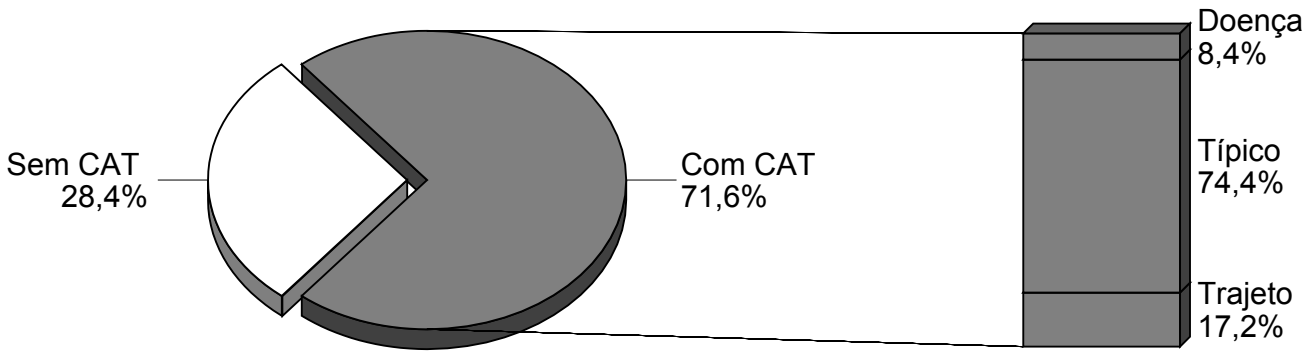

Fonte: DATAPREV, CAT, SUB.

Capítulo 5 - Roraima

5.1 - Quantidade de acidentes do trabalho, por situação do registro e motivo, segundo a Classificação Nacional de Atividades Econômicas (CNAE), no estado de Roraima - 2013/2015

(continua)

CNAE	QUANTIDADE DE ACIDENTES DO TRABALHO																	
	Total			Com CAT Registrada												Sem CAT Registrada		
				Total			Motivo											
							Típico			Trajeto			Doença do Trabalho					
	2013	2014	2015	2013	2014	2015	2013	2014	2015	2013	2014	2015	2013	2014	2015	2013	2014	2015
TOTAL	**747**	**833**	**605**	**564**	**650**	**465**	**371**	**425**	**295**	**187**	**213**	**168**	**6**	**12**	**2**	**183**	**183**	**140**
0111	1	7	3	1	3	1	1	3	1	–	–	–	–	–	–	–	4	2
0112	–	2	–	–	–	–	–	–	–	–	–	–	–	–	–	–	2	–
0115	–	3	3	–	3	3	–	1	3	–	2	–	–	–	–	–	–	–
0119	–	–	1	–	–	1	–	–	1	–	–	–	–	–	–	–	–	–
0121	1	–	–	1	–	–	1	–	–	–	–	–	–	–	–	–	–	–
0133	1	–	–	1	–	–	1	–	–	–	–	–	–	–	–	–	–	–
0139	–	1	2	–	1	2	–	1	2	–	–	–	–	–	–	–	–	–
0141	1	–	1	–	–	1	–	–	1	–	–	–	–	–	–	1	–	–
0151	2	–	1	1	–	1	–	–	1	1	–	–	–	–	–	1	–	–
0162	1	–	1	1	–	1	1	–	–	–	–	1	–	–	–	–	–	–
0210	24	5	2	24	5	2	23	3	2	–	2	–	1	–	–	–	–	–
0810	1	3	1	1	3	1	1	3	1	–	–	–	–	–	–	–	–	–
1011	3	4	–	2	4	–	2	1	–	–	–	–	–	3	–	1	–	–
1052	1	–	–	1	–	–	1	–	–	–	–	–	–	–	–	–	–	–
1061	1	2	2	1	2	2	–	2	2	1	–	–	–	–	–	–	–	–
1066	–	–	1	–	–	1	–	–	–	–	–	1	–	–	–	–	–	–
1091	1	1	1	1	1	1	–	–	1	1	1	–	–	–	–	–	–	–
1095	2	–	–	2	–	–	1	–	–	1	–	–	–	–	–	–	–	–
1113	–	1	–	–	1	–	–	1	–	–	–	–	–	–	–	–	–	–
1121	–	1	1	–	1	1	–	1	1	–	–	–	–	–	–	–	–	–
1122	4	2	–	1	2	–	–	–	–	1	2	–	–	–	–	3	–	–
1510	–	–	3	–	–	3	–	–	1	–	–	2	–	–	–	–	–	–
1610	19	8	10	17	8	10	15	6	10	2	2	–	–	–	–	2	–	–
1622	1	–	–	1	–	–	1	–	–	–	–	–	–	–	–	–	–	–
1741	–	–	1	–	–	1	–	–	–	–	–	1	–	–	–	–	–	–
1813	–	1	–	–	1	–	–	1	–	–	–	–	–	–	–	–	–	–
1822	–	–	1	–	–	1	–	–	1	–	–	–	–	–	–	–	–	–
2212	1	–	–	1	–	–	1	–	–	–	–	–	–	–	–	–	–	–
2219	–	2	1	–	–	–	–	–	–	–	–	–	–	–	–	–	2	1
2311	1	5	4	1	5	4	1	3	3	–	2	1	–	–	–	–	–	–
2330	4	7	5	3	7	5	1	6	3	2	1	2	–	–	–	1	–	–
2341	2	–	1	2	–	1	1	–	1	1	–	–	–	–	–	–	–	–
2342	3	4	1	3	4	1	3	4	–	–	–	1	–	–	–	–	–	–
2391	1	1	1	–	1	1	–	1	1	–	–	–	–	–	–	1	–	–
2593	–	–	1	–	–	1	–	–	–	–	–	1	–	–	–	–	–	–
2869	–	1	–	–	1	–	–	1	–	–	–	–	–	–	–	–	–	–
2930	–	1	–	–	1	–	–	–	–	–	1	–	–	–	–	–	–	–
3101	1	–	1	1	–	1	1	–	1	–	–	–	–	–	–	–	–	–
3230	–	–	1	–	–	–	–	–	–	–	–	–	–	–	–	–	–	1
3291	–	1	–	–	–	–	–	–	–	–	–	–	–	–	–	–	1	–
3299	6	1	–	5	1	–	5	1	–	–	–	–	–	–	–	1	–	–
3312	–	–	3	–	–	3	–	–	1	–	–	2	–	–	–	–	–	–
3314	–	–	1	–	–	1	–	–	–	–	–	1	–	–	–	–	–	–
3511	14	21	13	12	20	13	4	16	9	8	4	4	–	–	–	2	1	–
3514	2	–	3	1	–	3	1	–	2	–	–	1	–	–	–	1	–	–
3600	1	4	3	1	4	3	1	2	2	–	2	1	–	–	–	–	–	–
3811	1	–	–	–	–	–	–	–	–	–	–	–	–	–	–	1	–	–

Capítulo 5 - Roraima

5.1 - Quantidade de acidentes do trabalho, por situação do registro e motivo, segundo a Classificação Nacional de Atividades Econômicas (CNAE), no estado de Roraima - 2013/2015

(continuação)

CNAE	QUANTIDADE DE ACIDENTES DO TRABALHO																	
	Total			Com CAT Registrada												Sem CAT Registrada		
				Total			Motivo											
							Típico			Trajeto			Doença do Trabalho					
	2013	2014	2015	2013	2014	2015	2013	2014	2015	2013	2014	2015	2013	2014	2015	2013	2014	2015
4110	–	1	–	–	1	–	–	–	–	–	1	–	–	–	–	–	–	–
4120	54	71	35	40	71	35	26	54	23	14	16	12	–	1	–	14	–	–
4211	30	12	4	23	12	4	20	12	3	3	–	1	–	–	–	7	–	–
4213	11	5	2	11	5	2	4	3	2	7	2	–	–	–	–	–	–	–
4221	7	24	15	6	20	14	4	19	10	2	–	4	–	1	–	1	4	1
4222	2	1	–	2	1	–	2	–	–	–	1	–	–	–	–	–	–	–
4292	1	4	–	1	4	–	–	4	–	1	–	–	–	–	–	–	–	–
4299	2	2	3	1	2	3	1	–	3	–	2	–	–	–	–	1	–	–
4313	18	12	13	15	12	13	11	9	11	4	2	2	–	1	–	3	–	–
4321	5	7	6	4	7	6	3	3	5	1	4	1	–	–	–	1	–	–
4322	–	1	5	–	1	5	–	–	3	–	1	2	–	–	–	–	–	–
4329	1	11	2	1	11	2	1	7	1	–	4	1	–	–	–	–	–	–
4391	–	1	–	–	1	–	–	1	–	–	–	–	–	–	–	–	–	–
4399	–	1	1	–	1	1	–	1	1	–	–	–	–	–	–	–	–	–
4511	4	2	6	3	2	6	3	–	3	–	2	3	–	–	–	1	–	–
4520	5	1	1	3	1	1	3	–	1	–	1	–	–	–	–	2	–	–
4530	5	4	1	3	4	1	1	2	–	2	2	1	–	–	–	2	–	–
4541	6	4	3	4	4	3	1	–	3	3	3	–	–	1	–	2	–	–
4617	1	1	–	1	1	–	–	1	–	1	–	–	–	–	–	–	–	–
4623	1	2	–	1	2	–	1	–	–	–	2	–	–	–	–	–	–	–
4632	1	–	–	–	–	–	–	–	–	–	–	–	–	–	–	1	–	–
4634	2	3	1	2	3	1	1	2	–	1	1	1	–	–	–	–	–	–
4635	15	12	11	15	12	11	10	6	5	5	6	6	–	–	–	–	–	–
4637	1	–	–	–	–	–	–	–	–	–	–	–	–	–	–	1	–	–
4639	1	1	1	1	1	1	–	1	–	1	–	1	–	–	–	–	–	–
4644	1	–	–	–	–	–	–	–	–	–	–	–	–	–	–	1	–	–
4646	1	–	1	1	–	1	–	–	–	1	–	1	–	–	–	–	–	–
4649	2	1	1	1	1	1	1	–	–	–	1	1	–	–	–	1	–	–
4661	1	1	–	1	1	–	–	1	–	1	–	–	–	–	–	–	–	–
4662	–	–	1	–	–	1	–	–	–	–	–	1	–	–	–	–	–	–
4664	3	6	2	3	6	2	1	3	–	2	3	2	–	–	–	–	–	–
4672	–	1	2	–	1	2	–	1	2	–	–	–	–	–	–	–	–	–
4674	3	4	1	3	4	1	2	3	1	1	1	–	–	–	–	–	–	–
4679	2	–	3	–	–	3	–	–	2	–	–	1	–	–	–	2	–	–
4682	2	2	2	2	2	2	2	2	2	–	–	–	–	–	–	–	–	–
4686	–	–	1	–	–	1	–	–	–	–	–	1	–	–	–	–	–	–
4691	2	–	–	1	–	–	–	–	–	1	–	–	–	–	–	1	–	–
4711	26	34	16	19	34	16	11	23	8	8	11	8	–	–	–	7	–	–
4712	5	13	6	4	13	6	1	10	4	3	3	2	–	–	–	1	–	–
4713	–	–	1	–	–	1	–	–	1	–	–	–	–	–	–	–	–	–
4721	5	–	–	2	–	–	2	–	–	–	–	–	–	–	–	3	–	–
4722	–	–	2	–	–	2	–	–	–	–	–	2	–	–	–	–	–	–
4723	2	5	2	2	5	2	2	4	1	–	1	1	–	–	–	–	–	–
4729	1	–	2	–	–	2	–	–	1	–	–	1	–	–	–	1	–	–
4731	10	5	1	5	5	1	1	2	–	4	3	1	–	–	–	5	–	–
4741	2	–	–	2	–	–	2	–	–	–	–	–	–	–	–	–	–	–
4742	1	–	1	1	–	1	–	–	–	1	–	1	–	–	–	–	–	–
4743	4	2	3	4	2	3	3	2	2	1	–	1	–	–	–	–	–	–

Capítulo 5 - Roraima

5.1 - Quantidade de acidentes do trabalho, por situação do registro e motivo, segundo a Classificação Nacional de Atividades Econômicas (CNAE), no estado de Roraima - 2013/2015

(continuação)

CNAE	QUANTIDADE DE ACIDENTES DO TRABALHO																	
	Total			Com CAT Registrada												Sem CAT Registrada		
				Total			Motivo											
							Típico			Trajeto			Doença do Trabalho					
	2013	2014	2015	2013	2014	2015	2013	2014	2015	2013	2014	2015	2013	2014	2015	2013	2014	2015
4744	38	30	19	35	30	19	29	19	13	5	11	6	1	–	–	3	–	–
4751	2	–	1	1	–	1	1	–	1	–	–	–	–	–	–	1	–	–
4753	3	–	–	3	–	–	1	–	–	2	–	–	–	–	–	–	–	–
4754	2	2	–	1	2	–	–	–	–	1	2	–	–	–	–	1	–	–
4755	–	2	3	–	2	3	–	–	–	–	2	3	–	–	–	–	–	–
4759	–	1	–	–	1	–	–	–	–	–	1	–	–	–	–	–	–	–
4761	1	–	1	–	–	1	–	–	1	–	–	–	–	–	–	1	–	–
4763	2	–	–	1	–	–	–	–	–	1	–	–	–	–	–	1	–	–
4771	8	4	5	5	4	5	1	1	–	4	3	5	–	–	–	3	–	–
4772	2	–	–	2	–	–	1	–	–	1	–	–	–	–	–	–	–	–
4774	1	–	–	1	–	–	1	–	–	–	–	–	–	–	–	–	–	–
4781	10	8	3	6	8	3	3	3	–	3	5	3	–	–	–	4	–	–
4782	1	–	–	–	–	–	–	–	–	–	–	–	–	–	–	1	–	–
4784	3	2	1	2	2	1	2	–	1	–	2	–	–	–	–	1	–	–
4789	2	1	2	2	1	2	1	–	–	1	1	2	–	–	–	–	–	–
4921	7	1	1	5	1	1	2	–	1	3	1	–	–	–	–	2	–	–
4922	1	2	3	1	2	3	1	–	1	–	2	2	–	–	–	–	–	–
4924	1	1	–	–	1	–	–	1	–	–	–	–	–	–	–	1	–	–
4929	–	–	1	–	–	1	–	–	1	–	–	–	–	–	–	–	–	–
4930	11	11	3	11	11	3	9	5	2	2	5	1	–	1	–	–	–	–
5111	4	–	1	3	–	1	1	–	–	2	–	1	–	–	–	1	–	–
5211	–	1	5	–	1	5	–	1	5	–	–	–	–	–	–	–	–	–
5212	–	–	1	–	–	–	–	–	–	–	–	–	–	–	–	–	–	1
5240	–	4	1	–	4	1	–	3	1	–	1	–	–	–	–	–	–	–
5250	2	–	–	2	–	–	–	–	–	2	–	–	–	–	–	–	–	–
5310	28	26	18	25	26	18	20	21	11	4	5	7	1	–	–	3	–	–
5320	1	–	1	1	–	1	–	–	1	1	–	–	–	–	–	–	–	–
5510	5	6	1	4	6	1	3	1	1	1	5	–	–	–	–	1	–	–
5611	17	13	6	10	13	6	4	4	1	6	9	5	–	–	–	7	–	–
5620	3	3	6	3	3	6	1	2	2	2	1	4	–	–	–	–	–	–
5822	1	–	–	–	–	–	–	–	–	–	–	–	–	–	–	1	–	–
6010	1	–	–	–	–	–	–	–	–	–	–	–	–	–	–	1	–	–
6021	2	–	1	–	–	1	–	–	1	–	–	–	–	–	–	2	–	–
6110	–	–	1	–	–	1	–	–	–	–	–	1	–	–	–	–	–	–
6120	–	–	1	–	–	1	–	–	–	–	–	1	–	–	–	–	–	–
6201	–	1	1	–	–	–	–	–	–	–	–	–	–	–	–	–	1	1
6421	–	4	1	–	4	1	–	3	–	–	1	1	–	–	–	–	–	–
6422	1	–	–	1	–	–	1	–	–	–	–	–	–	–	–	–	–	–
6423	1	–	–	–	–	–	–	–	–	–	–	–	–	–	–	1	–	–
6550	–	–	1	–	–	1	–	–	–	–	–	1	–	–	–	–	–	–
6810	1	4	2	1	4	2	1	4	1	–	–	1	–	–	–	–	–	–
6912	1	–	–	1	–	–	–	–	–	1	–	–	–	–	–	–	–	–
6920	2	2	1	1	2	1	–	–	1	1	2	–	–	–	–	1	–	–
7020	–	1	1	–	1	1	–	–	–	–	1	1	–	–	–	–	–	–
7112	22	24	28	22	24	28	20	20	26	2	4	2	–	–	–	–	–	–
7119	1	2	1	1	2	1	1	1	1	–	1	–	–	–	–	–	–	–
7210	2	2	4	2	2	4	1	–	1	1	1	1	–	1	2	–	–	–
7420	–	1	–	–	–	–	–	–	–	–	–	–	–	–	–	–	1	–

Capítulo 5 - Roraima

5.1 - Quantidade de acidentes do trabalho, por situação do registro e motivo, segundo a Classificação Nacional de Atividades Econômicas (CNAE), no estado de Roraima - 2013/2015

(conclusão)

CNAE	QUANTIDADE DE ACIDENTES DO TRABALHO																	
	Total			Com CAT Registrada												Sem CAT Registrada		
				Total			Motivo											
							Típico			Trajeto			Doença do Trabalho					
	2013	2014	2015	2013	2014	2015	2013	2014	2015	2013	2014	2015	2013	2014	2015	2013	2014	2015
7500	–	–	1	–	–	1	–	–	–	–	–	1	–	–	–	–	–	–
7711	–	1	3	–	1	3	–	–	2	–	1	1	–	–	–	–	–	–
7722	–	1	–	–	1	–	–	–	–	–	1	–	–	–	–	–	–	–
7731	–	1	–	–	1	–	–	1	–	–	–	–	–	–	–	–	–	–
7732	1	1	1	1	1	1	–	–	1	1	–	–	–	1	–	–	–	–
7739	–	–	3	–	–	3	–	–	2	–	–	1	–	–	–	–	–	–
7810	–	2	–	–	2	–	–	2	–	–	–	–	–	–	–	–	–	–
7820	5	1	2	1	1	2	–	1	–	1	–	2	–	–	–	4	–	–
7830	1	–	–	–	–	–	–	–	–	–	–	–	–	–	–	1	–	–
7911	–	–	1	–	–	1	–	–	–	–	–	1	–	–	–	–	–	–
8011	15	14	6	11	14	6	5	1	–	6	13	6	–	–	–	4	–	–
8012	–	–	4	–	–	3	–	–	1	–	–	2	–	–	–	–	–	1
8112	–	–	1	–	–	1	–	–	1	–	–	–	–	–	–	–	–	–
8121	49	17	10	37	17	10	19	5	2	18	12	8	–	–	–	12	–	–
8122	–	–	1	–	–	1	–	–	1	–	–	–	–	–	–	–	–	–
8129	–	–	4	–	–	4	–	–	4	–	–	–	–	–	–	–	–	–
8211	2	–	–	2	–	–	–	–	–	2	–	–	–	–	–	–	–	–
8219	1	–	1	1	–	1	–	–	–	1	–	1	–	–	–	–	–	–
8220	–	–	2	–	–	2	–	–	–	–	–	2	–	–	–	–	–	–
8291	2	–	–	–	–	–	–	–	–	–	–	–	–	–	–	2	–	–
8299	1	2	1	1	2	1	–	–	–	1	2	1	–	–	–	–	–	–
8411	27	1	3	12	1	3	7	1	2	4	–	1	1	–	–	15	–	–
8412	1	–	–	–	–	–	–	–	–	–	–	–	–	–	–	1	–	–
8511	1	12	12	1	1	1	1	–	1	–	1	–	–	–	–	–	11	11
8512	4	–	–	2	–	–	–	–	–	2	–	–	–	–	–	2	–	–
8513	2	1	–	–	1	–	–	–	–	–	1	–	–	–	–	2	–	–
8520	2	1	1	1	1	1	–	–	–	1	1	1	–	–	–	1	–	–
8531	4	2	–	3	2	–	3	2	–	–	–	–	–	–	–	1	–	–
8532	2	–	1	2	–	1	1	–	1	1	–	–	–	–	–	–	–	–
8541	1	1	–	1	1	–	–	1	–	1	–	–	–	–	–	–	–	–
8599	17	22	13	17	22	13	7	7	8	9	15	5	1	–	–	–	–	–
8610	26	80	48	21	80	48	19	72	43	1	8	5	1	–	–	5	–	–
8640	1	1	2	–	1	2	–	1	1	–	–	1	–	–	–	1	–	–
8660	1	–	–	–	–	–	–	–	–	–	–	–	–	–	–	1	–	–
8712	–	–	1	–	–	1	–	–	1	–	–	–	–	–	–	–	–	–
8800	1	1	–	1	1	–	–	1	–	1	–	–	–	–	–	–	–	–
9420	1	4	1	1	4	1	–	3	–	1	–	1	–	1	–	–	–	–
9430	1	–	1	1	–	1	1	–	1	–	–	–	–	–	–	–	–	–
9491	1	–	1	–	–	1	–	–	–	–	–	1	–	–	–	1	–	–
9521	2	1	–	1	1	–	–	1	–	1	–	–	–	–	–	1	–	–
9529	1	–	–	–	–	–	–	–	–	–	–	–	–	–	–	1	–	–
9601	1	–	–	–	–	–	–	–	–	–	–	–	–	–	–	1	–	–
9602	1	–	–	1	–	–	–	–	–	1	–	–	–	–	–	–	–	–
Ignorado	35	161	122	18	5	1	16	4	–	2	–	1	–	1	–	17	156	121

Fonte: DATAPREV, CAT, SUB.
Nota: Os dados são preliminares, estando sujeitos a correções.

Capítulo 5 - Roraima

5.2 - Quantidade de acidentes do trabalho, por situação do registro e motivo, segundo os grupos de idade e sexo, no estado de Roraima - 2013/2015

GRUPOS DE IDADE E SEXO	QUANTIDADE DE ACIDENTES DO TRABALHO																	
	Total			Com CAT Registrada												Sem CAT Registrada		
				Total			Motivo											
							Típico			Trajeto			Doença do Trabalho					
	2013	2014	2015	2013	2014	2015	2013	2014	2015	2013	2014	2015	2013	2014	2015	2013	2014	2015
TOTAL	**747**	**833**	**605**	**564**	**650**	**465**	**371**	**425**	**295**	**187**	**213**	**168**	**6**	**12**	**2**	**183**	**183**	**140**
Masculino	**548**	**584**	**434**	**427**	**473**	**351**	**299**	**325**	**228**	**125**	**140**	**122**	**3**	**8**	**1**	**121**	**111**	**83**
Feminino	**199**	**249**	**171**	**137**	**177**	**114**	**72**	**100**	**67**	**62**	**73**	**46**	**3**	**4**	**1**	**62**	**72**	**57**
Ignorado	**–**	**–**	**–**	**–**	**–**	**–**	**–**	**–**	**–**	**–**	**–**	**–**	**–**	**–**	**–**	**–**	**–**	**–**
Até 19 anos	22	16	8	18	11	7	13	6	3	5	5	4	–	–	–	4	5	1
Masculino	20	13	6	17	8	6	13	4	3	4	4	3	–	–	–	3	5	–
Feminino	2	3	2	1	3	1	–	2	–	1	1	1	–	–	–	1	–	1
Ignorado	–	–	–	–	–	–	–	–	–	–	–	–	–	–	–	–	–	–
20 a 24 anos	128	136	99	106	121	77	60	76	49	45	43	28	1	2	–	22	15	22
Masculino	96	94	77	80	85	61	50	57	42	29	26	19	1	2	–	16	9	16
Feminino	32	42	22	26	36	16	10	19	7	16	17	9	–	–	–	6	6	6
Ignorado	–	–	–	–	–	–	–	–	–	–	–	–	–	–	–	–	–	–
25 a 29 anos	147	166	121	117	130	106	81	87	60	35	43	46	1	–	–	30	36	15
Masculino	116	124	83	97	104	74	69	75	44	27	29	30	1	–	–	19	20	9
Feminino	31	42	38	20	26	32	12	12	16	8	14	16	–	–	–	11	16	6
Ignorado	–	–	–	–	–	–	–	–	–	–	–	–	–	–	–	–	–	–
30 a 34 anos	135	179	131	112	145	103	76	99	69	36	44	34	–	2	–	23	34	28
Masculino	91	123	89	77	104	76	56	75	54	21	27	22	–	2	–	14	19	13
Feminino	44	56	42	35	41	27	20	24	15	15	17	12	–	–	–	9	15	15
Ignorado	–	–	–	–	–	–	–	–	–	–	–	–	–	–	–	–	–	–
35 a 39 anos	97	118	80	73	92	65	45	60	41	26	31	24	2	1	–	24	26	15
Masculino	72	75	58	58	60	50	39	41	29	19	19	21	–	–	–	14	15	8
Feminino	25	43	22	15	32	15	6	19	12	7	12	3	2	1	–	10	11	7
Ignorado	–	–	–	–	–	–	–	–	–	–	–	–	–	–	–	–	–	–
40 a 44 anos	81	83	56	58	56	40	40	38	28	18	17	12	–	1	–	23	27	16
Masculino	55	56	39	42	37	31	33	26	21	9	11	10	–	–	–	13	19	8
Feminino	26	27	17	16	19	9	7	12	7	9	6	2	–	1	–	10	8	8
Ignorado	–	–	–	–	–	–	–	–	–	–	–	–	–	–	–	–	–	–
45 a 49 anos	64	48	43	41	40	27	26	24	19	13	13	7	2	3	1	23	8	16
Masculino	41	34	34	27	31	24	18	20	16	8	9	7	1	2	1	14	3	10
Feminino	23	14	9	14	9	3	8	4	3	5	4	–	1	1	–	9	5	6
Ignorado	–	–	–	–	–	–	–	–	–	–	–	–	–	–	–	–	–	–
50 a 54 anos	30	40	37	17	30	25	14	18	17	3	10	7	–	2	1	13	10	12
Masculino	24	24	24	13	19	15	10	10	11	3	8	4	–	1	–	11	5	9
Feminino	6	16	13	4	11	10	4	8	6	–	2	3	–	1	1	2	5	3
Ignorado	–	–	–	–	–	–	–	–	–	–	–	–	–	–	–	–	–	–
55 a 59 anos	30	28	19	15	16	9	10	10	5	5	5	4	–	1	–	15	12	10
Masculino	21	23	14	10	16	8	6	10	4	4	5	4	–	1	–	11	7	6
Feminino	9	5	5	5	–	1	4	–	1	1	–	–	–	–	–	4	5	4
Ignorado	–	–	–	–	–	–	–	–	–	–	–	–	–	–	–	–	–	–
60 a 64 anos	10	14	10	4	9	6	3	7	4	1	2	2	–	–	–	6	5	4
Masculino	9	13	9	3	9	6	2	7	4	1	2	2	–	–	–	6	4	3
Feminino	1	1	1	1	–	–	1	–	–	–	–	–	–	–	–	–	1	1
Ignorado	–	–	–	–	–	–	–	–	–	–	–	–	–	–	–	–	–	–
65 a 69 anos	2	3	1	2	–	–	2	–	–	–	–	–	–	–	–	–	3	1
Masculino	2	3	1	2	–	–	2	–	–	–	–	–	–	–	–	–	3	1
Feminino	–	–	–	–	–	–	–	–	–	–	–	–	–	–	–	–	–	–
Ignorado	–	–	–	–	–	–	–	–	–	–	–	–	–	–	–	–	–	–
70 anos e mais	1	2	–	1	–	–	1	–	–	–	–	–	–	–	–	–	2	–
Masculino	1	2	–	1	–	–	1	–	–	–	–	–	–	–	–	–	2	–
Feminino	–	–	–	–	–	–	–	–	–	–	–	–	–	–	–	–	–	–
Ignorado	–	–	–	–	–	–	–	–	–	–	–	–	–	–	–	–	–	–
Ignorada	–	–	–	–	–	–	–	–	–	–	–	–	–	–	–	–	–	–
Masculino	–	–	–	–	–	–	–	–	–	–	–	–	–	–	–	–	–	–
Feminino	–	–	–	–	–	–	–	–	–	–	–	–	–	–	–	–	–	–
Ignorado	–	–	–	–	–	–	–	–	–	–	–	–	–	–	–	–	–	–

Fonte: DATAPREV, CAT, SUB.
Nota: Os dados são preliminares, estando sujeitos a correções.

Capítulo 5 - Roraima

5.3 - Quantidade mensal de acidentes do trabalho, por situação do registro e motivo, no estado de Roraima - 2013/2015

MESES	QUANTIDADE DE ACIDENTES DO TRABALHO																	
	Total			Com CAT Registrada												Sem CAT Registrada		
				Total			Motivo											
							Típico			Trajeto			Doença do Trabalho					
	2013	2014	2015	2013	2014	2015	2013	2014	2015	2013	2014	2015	2013	2014	2015	2013	2014	2015
TOTAL	**747**	**833**	**605**	**564**	**650**	**465**	**371**	**425**	**295**	**187**	**213**	**168**	**6**	**12**	**2**	**183**	**183**	**140**
Janeiro	62	80	52	47	64	38	29	43	27	18	21	11	–	–	–	15	16	14
Fevereiro	49	58	45	38	45	37	28	29	22	9	15	15	1	1	–	11	13	8
Março	63	65	43	48	47	34	29	30	18	17	16	14	2	1	2	15	18	9
Abril	73	61	42	54	49	34	40	33	22	14	14	12	–	2	–	19	12	8
Maio	57	87	53	41	68	43	30	42	30	10	26	13	1	–	–	16	19	10
Junho	66	74	47	53	59	34	32	39	18	20	19	16	1	1	–	13	15	13
Julho	56	71	57	43	53	44	30	32	31	13	20	13	–	1	–	13	18	13
Agosto	66	70	49	51	55	36	28	37	22	23	18	14	–	–	–	15	15	13
Setembro	59	75	51	43	57	33	26	39	22	17	16	11	–	2	–	16	18	18
Outubro	66	63	53	48	50	41	30	34	26	18	14	15	–	2	–	18	13	12
Novembro	65	62	52	48	51	40	37	32	28	10	18	12	1	1	–	17	11	12
Dezembro	65	67	61	50	52	51	32	35	29	18	16	22	–	1	–	15	15	10

Fonte: DATAPREV, CAT, SUB.
Nota: Os dados são preliminares, estando sujeitos a correções.

DISTRIBUIÇÃO DE ACIDENTES DO TRABALHO, POR MOTIVO, NO ESTADO DE RORAIMA - 2015

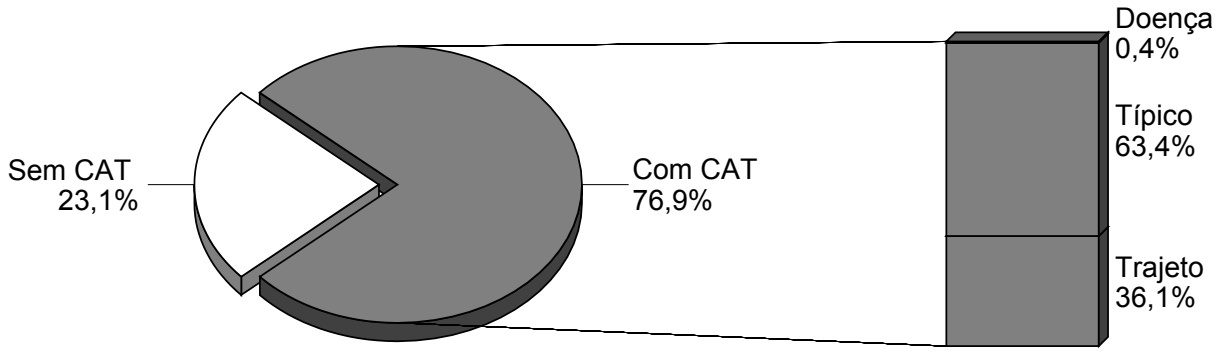

Fonte: DATAPREV, CAT, SUB.

Capítulo 6 - Pará

6.1 - Quantidade de acidentes do trabalho, por situação do registro e motivo, segundo a Classificação Nacional de Atividades Econômicas (CNAE), no estado do Pará - 2013/2015

(continua)

CNAE	QUANTIDADE DE ACIDENTES DO TRABALHO																	
	Total			Com CAT Registrada												Sem CAT Registrada		
				Total			Motivo											
							Típico			Trajeto			Doença do Trabalho					
	2013	2014	2015	2013	2014	2015	2013	2014	2015	2013	2014	2015	2013	2014	2015	2013	2014	2015
TOTAL	**12.337**	**12.927**	**11.152**	**9.445**	**10.076**	**9.079**	**7.654**	**8.192**	**7.384**	**1.640**	**1.741**	**1.553**	**151**	**143**	**142**	**2.892**	**2.851**	**2.073**
0111	1	19	15	1	2	8	–	2	8	1	–	–	–	–	–	–	17	7
0112	–	83	67	–	1	–	–	1	–	–	–	–	–	–	–	–	82	67
0113	–	2	3	–	–	–	–	–	–	–	–	–	–	–	–	–	2	3
0114	–	4	4	–	–	–	–	–	–	–	–	–	–	–	–	–	4	4
0115	3	5	3	2	5	3	1	2	3	1	3	–	–	–	–	1	–	–
0119	4	4	2	4	4	2	3	3	1	1	1	1	–	–	–	–	–	–
0121	1	1	–	–	–	–	–	–	–	–	–	–	–	–	–	1	1	–
0122	–	–	1	–	–	1	–	–	–	–	–	1	–	–	–	–	–	–
0131	–	–	1	–	–	1	–	–	1	–	–	–	–	–	–	–	–	–
0133	26	32	34	22	32	34	16	23	29	6	8	5	–	1	–	4	–	–
0135	1	–	–	1	–	–	1	–	–	–	–	–	–	–	–	–	–	–
0139	624	642	827	576	641	826	552	616	808	21	23	16	3	2	2	48	1	1
0141	71	68	76	71	68	76	51	56	59	20	12	16	–	–	1	–	–	–
0142	3	9	14	3	9	14	3	8	13	–	1	1	–	–	–	–	–	–
0151	265	228	184	231	228	184	205	195	164	25	27	18	1	6	2	34	–	–
0152	2	1	–	2	1	–	2	1	–	–	–	–	–	–	–	–	–	–
0154	–	1	–	–	1	–	–	1	–	–	–	–	–	–	–	–	–	–
0155	49	56	48	45	56	48	35	52	40	10	4	8	–	–	–	4	–	–
0161	51	26	30	47	26	30	40	20	29	6	5	1	1	1	–	4	–	–
0162	6	4	8	6	4	8	6	4	7	–	–	1	–	–	–	–	–	–
0210	63	35	28	56	35	28	51	35	26	5	–	2	–	–	–	7	–	–
0220	29	31	31	26	28	30	23	26	30	2	2	–	1	–	–	3	3	1
0230	67	51	15	62	51	15	62	44	11	–	7	4	–	–	–	5	–	–
0311	48	9	6	41	9	6	39	7	5	2	–	–	–	2	1	7	–	–
0321	2	–	–	2	–	–	2	–	–	–	–	–	–	–	–	–	–	–
0600	1	1	–	1	1	–	–	1	–	1	–	–	–	–	–	–	–	–
0710	221	114	165	163	114	165	149	95	114	10	14	48	4	5	3	58	–	–
0721	76	51	13	71	51	13	69	49	11	2	1	1	–	1	1	5	–	–
0723	3	1	1	3	1	1	3	1	1	–	–	–	–	–	–	–	–	–
0724	49	28	9	44	28	9	41	26	7	1	2	2	2	–	–	5	–	–
0729	95	55	59	80	55	59	77	47	49	3	8	10	–	–	–	15	–	–
0810	22	16	12	15	16	12	10	15	9	5	1	3	–	–	–	7	–	–
0893	5	1	1	4	1	1	4	1	1	–	–	–	–	–	–	1	–	–
0899	–	1	1	–	1	1	–	1	–	–	–	1	–	–	–	–	–	–
0910	–	–	1	–	–	1	–	–	–	–	–	1	–	–	–	–	–	–
0990	1	–	1	1	–	1	1	–	1	–	–	–	–	–	–	–	–	–
1011	285	322	332	224	322	332	213	289	300	10	32	31	1	1	1	61	–	–
1012	7	12	7	6	9	5	5	6	3	1	3	2	–	–	–	1	3	2
1013	54	26	8	52	26	8	49	22	7	3	4	1	–	–	–	2	–	–
1020	25	29	30	19	29	30	18	27	27	1	2	3	–	–	–	6	–	–
1031	22	23	16	20	23	16	16	17	11	3	4	3	1	2	2	2	–	–
1032	3	2	1	–	2	1	–	1	–	–	1	1	–	–	–	3	–	–
1033	–	2	1	–	2	1	–	1	1	–	1	–	–	–	–	–	–	–
1041	28	42	118	28	42	118	22	33	104	6	9	14	–	–	–	–	–	–
1042	7	12	18	7	12	18	6	7	14	1	4	4	–	1	–	–	–	–
1051	3	2	3	3	2	3	1	1	1	2	1	1	–	–	1	–	–	–
1052	35	33	29	35	33	29	21	26	23	13	7	6	1	–	–	–	–	–
1053	5	1	2	4	1	2	3	1	2	–	–	–	1	–	–	1	–	–
1061	4	–	1	3	–	1	2	–	–	1	–	1	–	–	–	1	–	–
1062	8	13	39	6	13	39	5	13	32	1	–	7	–	–	–	2	–	–
1064	–	1	–	–	1	–	–	–	–	–	1	–	–	–	–	–	–	–
1066	4	3	2	3	3	2	3	3	2	–	–	–	–	–	–	1	–	–
1081	1	1	2	1	1	2	1	1	–	–	–	2	–	–	–	–	–	–
1091	11	9	13	7	9	13	4	4	10	3	5	2	–	–	1	4	–	–
1092	39	22	15	37	22	15	27	13	13	10	9	2	–	–	–	2	–	–
1093	–	–	1	–	–	1	–	–	1	–	–	–	–	–	–	–	–	–
1094	4	3	3	4	3	3	4	3	2	–	–	1	–	–	–	–	–	–
1095	6	4	4	5	4	4	4	2	2	1	1	2	–	1	–	1	–	–
1099	25	18	20	20	18	20	18	15	16	2	3	4	–	–	–	5	–	–
1111	–	1	5	–	–	–	–	–	–	–	–	–	–	–	–	–	1	5
1112	4	3	3	4	2	3	4	2	3	–	–	–	–	–	–	–	1	–
1113	41	25	27	40	23	26	34	20	23	6	3	3	–	–	–	1	2	1
1121	12	4	6	10	4	6	10	1	4	–	3	2	–	–	–	2	–	–
1122	82	76	63	69	76	63	61	71	59	6	4	4	2	1	–	13	–	–

Capítulo 6 - Pará

6.1 - Quantidade de acidentes do trabalho, por situação do registro e motivo, segundo a Classificação Nacional de Atividades Econômicas (CNAE), no estado do Pará - 2013/2015

(continuação)

CNAE	QUANTIDADE DE ACIDENTES DO TRABALHO																	
	Total			Com CAT Registrada												Sem CAT Registrada		
				Total			Motivo											
							Típico			Trajeto			Doença do Trabalho					
	2013	2014	2015	2013	2014	2015	2013	2014	2015	2013	2014	2015	2013	2014	2015	2013	2014	2015
1312	59	114	56	51	114	56	45	93	48	6	21	8	–	–	–	8	–	–
1321	–	1	2	–	–	–	–	–	–	–	–	–	–	–	–	–	1	2
1340	1	–	–	1	–	–	1	–	–	–	–	–	–	–	–	–	–	–
1351	–	1	2	–	–	2	–	–	1	–	–	1	–	–	–	–	1	–
1354	1	–	–	1	–	–	1	–	–	–	–	–	–	–	–	–	–	–
1412	5	–	–	1	–	–	–	–	–	1	–	–	–	–	–	4	–	–
1413	5	1	–	3	1	–	2	–	–	1	1	–	–	–	–	2	–	–
1414	–	–	3	–	–	3	–	–	2	–	–	1	–	–	–	–	–	–
1421	–	–	1	–	–	1	–	–	1	–	–	–	–	–	–	–	–	–
1422	–	–	1	–	–	1	–	–	–	–	–	1	–	–	–	–	–	–
1510	31	18	17	23	18	17	20	18	15	2	–	2	1	–	–	8	–	–
1521	–	2	–	–	1	–	–	1	–	–	–	–	–	–	–	–	1	–
1531	3	3	1	2	3	1	2	3	1	–	–	–	–	–	–	1	–	–
1610	296	240	175	230	235	174	195	216	156	30	18	15	5	1	3	66	5	1
1621	77	52	43	64	52	43	60	48	38	4	4	4	–	–	1	13	–	–
1622	9	2	11	9	2	11	9	1	10	–	1	1	–	–	–	–	–	–
1623	–	–	1	–	–	1	–	–	1	–	–	–	–	–	–	–	–	–
1629	8	7	6	5	7	6	4	4	5	–	3	1	1	–	–	3	–	–
1710	29	22	41	29	22	41	27	22	40	–	–	1	2	–	–	–	–	–
1721	30	38	99	25	36	99	24	35	94	1	1	5	–	–	–	5	2	–
1733	1	1	–	1	1	–	1	1	–	–	–	–	–	–	–	–	–	–
1741	–	1	3	–	–	–	–	–	–	–	–	–	–	–	–	–	1	3
1742	1	–	–	1	–	–	1	–	–	–	–	–	–	–	–	–	–	–
1749	–	–	1	–	–	1	–	–	1	–	–	–	–	–	–	–	–	–
1811	–	–	1	–	–	–	–	–	–	–	–	–	–	–	–	–	–	1
1812	–	4	1	–	–	–	–	–	–	–	–	–	–	–	–	–	4	1
1813	4	3	3	3	2	3	3	2	2	–	–	1	–	–	–	1	1	–
1821	1	–	–	–	–	–	–	–	–	–	–	–	–	–	–	1	–	–
1822	2	–	–	1	–	–	1	–	–	–	–	–	–	–	–	1	–	–
1921	24	22	47	24	22	47	23	19	44	1	3	3	–	–	–	–	–	–
1931	15	22	16	14	20	12	11	13	12	3	7	–	–	–	–	1	2	4
1932	1	1	–	1	–	–	1	–	–	–	–	–	–	–	–	–	1	–
2012	1	1	–	–	1	–	–	1	–	–	–	–	–	–	–	1	–	–
2013	1	3	4	1	3	4	1	3	4	–	–	–	–	–	–	–	–	–
2014	3	3	–	3	3	–	1	3	–	2	–	–	–	–	–	–	–	–
2021	–	5	1	–	–	–	–	–	–	–	–	–	–	–	–	–	5	1
2029	1	2	1	1	–	–	–	–	–	1	–	–	–	–	–	–	2	1
2040	–	2	–	–	–	–	–	–	–	–	–	–	–	–	–	–	2	–
2061	3	4	3	1	4	3	–	4	1	1	–	2	–	–	–	2	–	–
2062	3	9	6	3	9	6	2	7	4	1	2	2	–	–	–	–	–	–
2063	17	12	14	14	12	14	13	8	11	1	4	2	–	–	1	3	–	–
2071	6	2	4	6	2	4	5	–	3	1	2	1	–	–	–	–	–	–
2091	–	1	3	–	–	1	–	–	–	–	–	1	–	–	–	–	1	2
2092	3	2	4	2	2	4	1	2	4	–	–	–	1	–	–	1	–	–
2099	3	–	6	3	–	6	3	–	5	–	–	1	–	–	–	–	–	–
2110	–	–	1	–	–	–	–	–	–	–	–	–	–	–	–	–	–	1
2121	–	1	3	–	–	1	–	–	1	–	–	–	–	–	–	–	1	2
2122	–	2	–	–	2	–	–	2	–	–	–	–	–	–	–	–	–	–
2211	–	1	–	–	–	–	–	–	–	–	–	–	–	–	–	–	1	–
2212	10	4	9	6	4	9	4	4	9	2	–	–	–	–	–	4	–	–
2219	–	42	37	–	1	4	–	1	4	–	–	–	–	–	–	–	41	33
2221	–	–	1	–	–	1	–	–	1	–	–	–	–	–	–	–	–	–
2222	18	16	19	14	15	19	9	13	18	4	2	1	1	–	–	4	1	–
2223	7	6	7	7	6	7	7	6	6	–	–	1	–	–	–	–	–	–
2229	8	1	3	4	1	3	3	1	3	1	–	–	–	–	–	4	–	–
2311	12	5	2	12	4	2	11	4	2	1	–	–	–	–	–	–	1	–
2319	–	1	–	–	1	–	–	1	–	–	–	–	–	–	–	–	–	–
2320	47	44	43	39	42	43	37	39	40	2	3	2	–	–	1	8	2	–
2330	53	49	49	42	49	49	35	46	44	7	3	3	–	–	2	11	–	–
2341	1	–	–	1	–	–	1	–	–	–	–	–	–	–	–	–	–	–
2342	70	32	33	40	32	33	31	27	26	8	5	7	1	–	–	30	–	–
2391	3	5	1	2	5	1	2	5	1	–	–	–	–	–	–	1	–	–
2399	–	–	1	–	–	1	–	–	1	–	–	–	–	–	–	–	–	–
2411	50	26	7	41	26	7	40	23	7	1	3	–	–	–	–	9	–	–
2422	–	7	–	–	–	–	–	–	–	–	–	–	–	–	–	–	7	–

Capítulo 6 - Pará

6.1 - Quantidade de acidentes do trabalho, por situação do registro e motivo, segundo a Classificação Nacional de Atividades Econômicas (CNAE), no estado do Pará - 2013/2015

(continuação)

CNAE	QUANTIDADE DE ACIDENTES DO TRABALHO																	
	Total			Com CAT Registrada												Sem CAT Registrada		
				Total			Motivo											
							Típico			Trajeto			Doença do Trabalho					
	2013	2014	2015	2013	2014	2015	2013	2014	2015	2013	2014	2015	2013	2014	2015	2013	2014	2015
2423	15	9	15	13	9	15	12	8	14	1	1	1	–	–	–	2	–	–
2424	1	–	–	1	–	–	1	–	–	–	–	–	–	–	–	–	–	–
2441	163	93	98	161	93	98	154	85	89	6	7	9	1	1	–	2	–	–
2449	6	3	7	5	3	7	5	2	5	–	1	1	–	–	1	1	–	–
2451	1	–	–	1	–	–	–	–	–	1	–	–	–	–	–	–	–	–
2452	–	–	1	–	–	–	–	–	–	–	–	–	–	–	–	–	–	1
2511	37	18	10	30	15	10	25	12	10	5	2	–	–	1	–	7	3	–
2512	2	4	1	1	3	1	–	3	1	1	–	–	–	–	–	1	1	–
2513	16	9	2	14	9	2	12	9	2	2	–	–	–	–	–	2	–	–
2521	–	2	–	–	2	–	–	1	–	–	1	–	–	–	–	–	–	–
2522	–	2	–	–	1	–	–	1	–	–	–	–	–	–	–	–	1	–
2532	1	–	–	1	–	–	1	–	–	–	–	–	–	–	–	–	–	–
2539	26	13	2	7	13	2	7	12	2	–	1	–	–	–	–	19	–	–
2542	–	1	2	–	1	2	–	–	2	–	1	–	–	–	–	–	–	–
2591	2	–	–	2	–	–	2	–	–	–	–	–	–	–	–	–	–	–
2592	2	2	3	1	2	3	1	2	2	–	–	1	–	–	–	1	–	–
2593	1	3	2	–	3	2	–	3	2	–	–	–	–	–	–	1	–	–
2599	6	4	14	6	4	14	4	4	2	1	–	12	1	–	–	–	–	–
2622	1	–	–	–	–	–	–	–	–	–	–	–	–	–	–	1	–	–
2631	1	–	–	1	–	–	–	–	–	1	–	–	–	–	–	–	–	–
2710	1	–	–	1	–	–	1	–	–	–	–	–	–	–	–	–	–	–
2733	7	5	4	5	5	4	5	5	4	–	–	–	–	–	–	2	–	–
2759	–	1	–	–	1	–	–	–	–	–	1	–	–	–	–	–	–	–
2811	3	5	1	2	4	1	2	4	1	–	–	–	–	–	–	1	1	–
2812	–	2	–	–	1	–	–	1	–	–	–	–	–	–	–	–	1	–
2813	–	1	1	–	1	–	–	1	–	–	–	–	–	–	–	–	–	1
2821	–	–	1	–	–	1	–	–	1	–	–	–	–	–	–	–	–	–
2822	6	2	3	6	2	3	6	–	2	–	2	1	–	–	–	–	–	–
2823	–	–	1	–	–	1	–	–	1	–	–	–	–	–	–	–	–	–
2825	2	–	2	1	–	2	1	–	2	–	–	–	–	–	–	1	–	–
2829	5	5	2	5	5	2	3	5	2	2	–	–	–	–	–	–	–	–
2831	1	2	9	1	2	9	–	2	9	1	–	–	–	–	–	–	–	–
2833	1	–	3	1	–	2	1	–	2	–	–	–	–	–	–	–	–	1
2840	1	1	–	1	1	–	1	1	–	–	–	–	–	–	–	–	–	–
2853	4	5	1	3	5	1	3	5	1	–	–	–	–	–	–	1	–	–
2854	–	–	2	–	–	2	–	–	2	–	–	–	–	–	–	–	–	–
2862	2	–	1	2	–	1	2	–	1	–	–	–	–	–	–	–	–	–
2869	2	2	1	–	2	1	–	1	–	–	1	1	–	–	–	2	–	–
2910	–	–	1	–	–	–	–	–	–	–	–	–	–	–	–	–	–	1
2930	2	10	1	1	10	1	1	10	1	–	–	–	–	–	–	1	–	–
2942	1	–	–	–	–	–	–	–	–	–	–	–	–	–	–	1	–	–
2950	2	1	–	1	1	–	–	1	–	1	–	–	–	–	–	1	–	–
3011	34	33	24	30	33	24	27	31	21	3	2	3	–	–	–	4	–	–
3012	–	1	–	–	1	–	–	1	–	–	–	–	–	–	–	–	–	–
3101	30	35	23	23	35	23	19	30	21	4	5	2	–	–	–	7	–	–
3102	1	–	–	–	–	–	–	–	–	–	–	–	–	–	–	1	–	–
3103	3	2	–	3	2	–	2	2	–	1	–	–	–	–	–	–	–	–
3104	17	8	11	15	8	11	14	6	9	–	2	2	1	–	–	2	–	–
3230	–	1	3	–	–	–	–	–	–	–	–	–	–	–	–	–	1	3
3250	–	2	2	–	2	2	–	–	1	–	2	1	–	–	–	–	–	–
3291	1	5	6	1	2	–	1	2	–	–	–	–	–	–	–	–	3	6
3299	1	2	1	1	2	1	1	1	–	–	1	1	–	–	–	–	–	–
3311	2	4	2	2	4	2	2	4	2	–	–	–	–	–	–	–	–	–
3312	6	12	–	5	12	–	5	6	–	–	2	–	–	4	–	1	–	–
3313	2	1	1	1	1	1	1	–	1	–	1	–	–	–	–	1	–	–
3314	27	5	16	25	5	16	17	4	14	8	1	2	–	–	–	2	–	–
3317	7	2	1	4	2	1	4	1	1	–	1	–	–	–	–	3	–	–
3319	–	1	1	–	1	1	–	–	1	–	1	–	–	–	–	–	–	–
3321	10	14	30	9	14	30	6	11	29	3	3	1	–	–	–	1	–	–
3329	1	1	–	–	1	–	–	1	–	–	–	–	–	–	–	1	–	–
3511	19	29	17	19	29	16	11	21	15	7	7	–	1	1	1	–	–	1
3512	70	1	3	69	1	3	49	–	2	20	1	1	–	–	–	1	–	–
3514	54	51	47	34	51	47	23	39	28	7	8	9	4	4	10	20	–	–
3530	–	–	1	–	–	1	–	–	–	–	–	1	–	–	–	–	–	–
3600	35	23	24	33	23	24	29	17	20	4	6	4	–	–	–	2	–	–

Capítulo 6 - Pará

6.1 - Quantidade de acidentes do trabalho, por situação do registro e motivo, segundo a Classificação Nacional de Atividades Econômicas (CNAE), no estado do Pará - 2013/2015

(continuação)

CNAE	QUANTIDADE DE ACIDENTES DO TRABALHO																	
	Total			Com CAT Registrada												Sem CAT Registrada		
				Total			Motivo											
							Típico			Trajeto			Doença do Trabalho					
	2013	2014	2015	2013	2014	2015	2013	2014	2015	2013	2014	2015	2013	2014	2015	2013	2014	2015
3702	9	6	2	6	6	2	5	6	2	1	–	–	–	–	–	3	–	–
3811	19	18	17	11	18	17	11	15	15	–	3	1	–	–	1	8	–	–
3812	10	7	1	10	7	1	10	6	1	–	1	–	–	–	–	–	–	–
3821	7	4	1	7	4	1	7	4	1	–	–	–	–	–	–	–	–	–
3822	67	11	8	51	11	8	49	10	8	2	1	–	–	–	–	16	–	–
3832	1	–	–	1	–	–	1	–	–	–	–	–	–	–	–	–	–	–
3839	–	2	3	–	2	3	–	2	3	–	–	–	–	–	–	–	–	–
4110	151	107	107	111	107	107	101	97	97	9	10	9	1	–	1	40	–	–
4120	765	620	457	599	608	441	527	526	376	66	73	62	6	9	3	166	12	16
4211	184	185	97	104	185	97	82	160	85	20	21	12	2	4	–	80	–	–
4212	13	24	26	3	23	26	3	21	23	–	2	3	–	–	–	10	1	–
4213	14	8	12	14	8	12	13	8	12	1	–	–	–	–	–	–	–	–
4221	715	1.285	664	678	1.263	648	541	1.128	614	133	134	33	4	1	1	37	22	16
4222	5	1	6	5	1	6	2	1	4	3	–	2	–	–	–	–	–	–
4223	–	–	2	–	–	2	–	–	2	–	–	–	–	–	–	–	–	–
4291	–	2	–	–	2	–	–	1	–	–	1	–	–	–	–	–	–	–
4292	270	124	127	204	124	127	194	119	103	10	5	24	–	–	–	66	–	–
4299	132	63	26	97	63	26	86	52	23	11	10	3	–	1	–	35	–	–
4311	1	–	–	1	–	–	1	–	–	–	–	–	–	–	–	–	–	–
4312	12	3	3	5	3	3	5	3	2	–	–	1	–	–	–	7	–	–
4313	98	81	66	68	81	66	57	70	57	11	11	9	–	–	–	30	–	–
4319	3	–	–	2	–	–	2	–	–	–	–	–	–	–	–	1	–	–
4321	72	93	73	62	93	73	43	64	61	18	29	12	1	–	–	10	–	–
4322	9	8	8	3	8	8	2	8	7	1	–	1	–	–	–	6	–	–
4329	27	30	10	19	30	10	15	25	8	4	5	2	–	–	–	8	–	–
4330	9	5	8	6	5	8	4	4	5	1	1	3	1	–	–	3	–	–
4391	40	32	10	37	32	10	28	30	9	8	2	1	1	–	–	3	–	–
4399	28	51	20	18	51	20	16	45	15	1	6	5	1	–	–	10	–	–
4511	62	49	44	55	49	44	39	36	31	15	11	13	1	2	–	7	–	–
4512	1	2	1	1	–	1	1	–	1	–	–	–	–	–	–	–	2	–
4520	55	38	10	50	38	10	42	28	6	5	8	4	3	2	–	5	–	–
4530	79	49	49	70	49	49	40	35	32	29	14	16	1	–	1	9	–	–
4541	23	31	33	18	20	23	7	8	10	11	12	13	–	–	–	5	11	10
4543	–	1	1	–	–	1	–	–	–	–	–	1	–	–	–	–	1	–
4614	1	–	–	1	–	–	1	–	–	–	–	–	–	–	–	–	–	–
4616	–	–	1	–	–	1	–	–	1	–	–	–	–	–	–	–	–	–
4617	–	2	–	–	2	–	–	2	–	–	–	–	–	–	–	–	–	–
4619	5	3	7	5	3	7	1	3	5	4	–	2	–	–	–	–	–	–
4622	–	–	1	–	–	1	–	–	–	–	–	1	–	–	–	–	–	–
4623	21	12	12	16	12	12	15	8	7	1	4	5	–	–	–	5	–	–
4631	1	1	1	1	1	1	–	–	1	1	–	–	–	1	–	–	–	–
4632	7	9	7	3	9	7	3	3	3	–	5	3	–	1	1	4	–	–
4633	16	14	8	12	14	8	11	7	5	1	7	3	–	–	–	4	–	–
4634	6	5	2	5	5	2	3	3	2	1	1	–	1	1	–	1	–	–
4635	90	78	90	79	78	90	58	58	55	19	20	33	2	–	2	11	–	–
4636	1	2	–	1	2	–	–	–	–	1	2	–	–	–	–	–	–	–
4637	11	5	8	3	5	8	3	5	7	–	–	1	–	–	–	8	–	–
4639	77	64	44	60	64	44	32	38	21	28	25	21	–	1	2	17	–	–
4641	–	3	1	–	3	1	–	–	–	–	2	1	–	1	–	–	–	–
4642	2	–	1	1	–	1	–	–	–	–	–	1	1	–	–	1	–	–
4644	28	44	33	25	44	33	17	27	21	5	17	12	3	–	–	3	–	–
4645	3	–	–	2	–	–	–	–	–	2	–	–	–	–	–	1	–	–
4646	9	14	17	7	14	17	3	4	6	4	10	11	–	–	–	2	–	–
4647	–	–	1	–	–	1	–	–	1	–	–	–	–	–	–	–	–	–
4649	6	6	4	3	6	4	3	5	2	–	–	2	–	1	–	3	–	–
4651	1	–	–	1	–	–	–	–	–	1	–	–	–	–	–	–	–	–
4652	–	–	1	–	–	1	–	–	1	–	–	–	–	–	–	–	–	–
4661	8	7	13	7	7	13	6	4	12	1	3	1	–	–	–	1	–	–
4662	19	24	26	18	24	26	16	19	20	2	5	6	–	–	–	1	–	–
4663	2	8	3	1	8	3	–	7	3	1	1	–	–	–	–	1	–	–
4665	–	1	–	–	1	–	–	1	–	–	–	–	–	–	–	–	–	–
4669	4	4	1	1	4	1	1	–	1	–	4	–	–	–	–	3	–	–
4671	9	9	12	4	9	12	4	9	10	–	–	1	–	–	1	5	–	–
4672	3	7	4	3	7	4	2	7	4	–	–	–	1	–	–	–	–	–
4673	1	2	2	1	2	2	–	1	2	1	1	–	–	–	–	–	–	–

Capítulo 6 - Pará

6.1 - Quantidade de acidentes do trabalho, por situação do registro e motivo, segundo a Classificação Nacional de Atividades Econômicas (CNAE), no estado do Pará - 2013/2015

(continuação)

CNAE	QUANTIDADE DE ACIDENTES DO TRABALHO																	
	Total			Com CAT Registrada												Sem CAT Registrada		
				Total			Motivo											
							Típico			Trajeto			Doença do Trabalho					
	2013	2014	2015	2013	2014	2015	2013	2014	2015	2013	2014	2015	2013	2014	2015	2013	2014	2015
4674	5	5	3	4	5	3	3	5	1	1	–	1	–	–	1	1	–	–
4679	37	22	23	34	22	23	21	18	17	12	4	6	1	–	–	3	–	–
4681	11	6	5	9	6	5	7	5	4	2	1	1	–	–	–	2	–	–
4682	11	10	7	11	10	7	10	8	4	1	2	3	–	–	–	–	–	–
4683	2	1	3	–	1	3	–	–	2	–	1	1	–	–	–	2	–	–
4684	1	1	1	1	1	1	1	–	–	–	1	1	–	–	–	–	–	–
4686	2	2	–	–	2	–	–	1	–	–	1	–	–	–	–	2	–	–
4687	9	2	1	6	2	1	5	1	1	1	1	–	–	–	–	3	–	–
4689	–	5	3	–	5	3	–	3	2	–	2	1	–	–	–	–	–	–
4691	4	8	10	3	8	10	1	8	6	2	–	4	–	–	–	1	–	–
4693	4	4	6	3	4	6	3	3	5	–	1	1	–	–	–	1	–	–
4711	363	349	386	303	349	386	226	262	311	73	83	72	4	4	3	60	–	–
4712	33	19	25	17	19	25	10	14	13	5	5	12	2	–	–	16	–	–
4713	13	22	24	12	22	24	8	14	15	4	8	9	–	–	–	1	–	–
4721	16	11	6	11	11	6	6	7	4	5	4	2	–	–	–	5	–	–
4722	18	8	14	11	8	14	7	3	14	4	3	–	–	2	–	7	–	–
4723	5	4	3	4	4	3	1	1	1	3	3	2	–	–	–	1	–	–
4724	2	2	3	–	2	3	–	–	1	–	2	2	–	–	–	2	–	–
4729	19	22	6	12	22	6	8	13	2	4	9	4	–	–	–	7	–	–
4731	24	31	22	17	31	22	8	16	6	9	15	16	–	–	–	7	–	–
4741	5	3	–	5	3	–	3	2	–	2	1	–	–	–	–	–	–	–
4742	5	6	4	5	6	4	4	6	3	1	–	1	–	–	–	–	–	–
4743	11	2	2	6	2	2	3	2	1	3	–	1	–	–	–	5	–	–
4744	92	63	54	63	63	54	44	46	29	17	15	23	2	2	2	29	–	–
4751	6	11	9	4	11	9	1	4	3	3	7	6	–	–	–	2	–	–
4752	4	4	8	3	4	8	2	3	–	1	1	8	–	–	–	1	–	–
4753	11	12	6	9	12	6	8	5	1	1	7	5	–	–	–	2	–	–
4754	174	108	101	146	108	101	96	81	77	50	27	23	–	–	1	28	–	–
4755	11	6	2	4	6	2	–	2	1	3	3	1	1	1	–	7	–	–
4756	–	1	–	–	1	–	–	1	–	–	–	–	–	–	–	–	–	–
4757	2	2	–	2	2	–	2	1	–	–	1	–	–	–	–	–	–	–
4759	6	2	4	5	2	4	1	1	4	4	1	–	–	–	–	1	–	–
4761	7	3	4	5	3	4	2	–	2	3	3	1	–	–	1	2	–	–
4763	3	7	4	2	7	4	–	2	2	2	5	2	–	–	–	1	–	–
4771	31	35	33	26	35	33	15	12	14	11	22	19	–	1	–	5	–	–
4772	8	1	1	7	1	1	1	–	–	6	1	1	–	–	–	1	–	–
4773	–	–	1	–	–	1	–	–	–	–	–	1	–	–	–	–	–	–
4774	5	3	3	3	3	3	1	1	1	1	2	2	1	–	–	2	–	–
4781	39	35	33	24	35	33	10	27	17	13	7	14	1	1	2	15	–	–
4782	6	6	4	2	6	4	2	3	2	–	3	2	–	–	–	4	–	–
4783	–	1	–	–	1	–	–	–	–	–	1	–	–	–	–	–	–	–
4784	32	18	8	26	18	8	13	11	3	12	7	3	1	–	2	6	–	–
4785	–	1	–	–	1	–	–	1	–	–	–	–	–	–	–	–	–	–
4789	30	22	17	24	22	17	11	9	12	12	13	5	1	–	–	6	–	–
4911	1	5	3	1	5	3	–	2	1	–	3	2	1	–	–	–	–	–
4921	98	78	62	58	78	62	32	51	30	22	18	22	4	9	10	40	–	–
4922	26	32	12	17	32	12	13	22	8	2	10	4	2	–	–	9	–	–
4923	5	4	1	5	4	1	2	2	–	2	2	1	1	–	–	–	–	–
4924	1	1	1	1	1	1	1	–	–	–	1	1	–	–	–	–	–	–
4929	19	13	8	17	13	8	12	6	3	4	7	5	1	–	–	2	–	–
4930	243	194	199	188	194	199	148	140	146	38	53	51	2	1	2	55	–	–
4940	4	2	–	–	2	–	–	2	–	–	–	–	–	–	–	4	–	–
5011	2	–	–	1	–	–	1	–	–	–	–	–	–	–	–	1	–	–
5021	48	32	34	37	32	34	28	27	31	5	5	3	4	–	–	11	–	–
5022	1	2	3	1	2	3	–	2	2	1	–	1	–	–	–	–	–	–
5030	1	6	6	–	4	3	–	3	2	–	1	1	–	–	–	1	2	3
5091	6	6	5	3	6	5	2	5	5	–	–	–	1	1	–	3	–	–
5111	6	17	4	6	7	4	5	5	2	1	2	2	–	–	–	–	10	–
5112	6	1	2	6	–	2	2	–	1	3	–	1	1	–	–	–	1	–
5120	1	2	3	1	2	3	1	2	2	–	–	1	–	–	–	–	–	–
5211	6	7	5	4	6	3	4	4	2	–	2	1	–	–	–	2	1	2
5212	11	10	9	8	4	5	4	2	1	3	2	4	1	–	–	3	6	4
5221	–	–	1	–	–	–	–	–	–	–	–	–	–	–	–	–	–	1
5222	–	1	–	–	1	–	–	–	–	–	1	–	–	–	–	–	–	–
5223	1	–	1	1	–	–	1	–	–	–	–	–	–	–	–	–	–	1

Capítulo 6 - Pará

6.1 - Quantidade de acidentes do trabalho, por situação do registro e motivo, segundo a Classificação Nacional de Atividades Econômicas (CNAE), no estado do Pará - 2013/2015

(continuação)

CNAE	QUANTIDADE DE ACIDENTES DO TRABALHO																	
	Total			Com CAT Registrada												Sem CAT Registrada		
				Total			Motivo											
							Típico			Trajeto			Doença do Trabalho					
	2013	2014	2015	2013	2014	2015	2013	2014	2015	2013	2014	2015	2013	2014	2015	2013	2014	2015
5229	2	1	–	–	1	–	–	1	–	–	–	–	–	–	–	2	–	–
5231	18	27	53	16	27	53	16	18	45	–	9	8	–	–	–	2	–	–
5232	1	–	1	1	–	–	1	–	–	–	–	–	–	–	–	–	–	1
5239	5	3	–	5	3	–	4	3	–	1	–	–	–	–	–	–	–	–
5240	28	21	17	27	21	17	21	16	13	6	5	3	–	–	1	1	–	–
5250	22	18	18	20	18	18	10	9	11	8	9	7	2	–	–	2	–	–
5310	172	142	192	151	142	192	132	129	165	17	10	25	2	3	2	21	–	–
5320	12	2	4	9	2	4	4	1	3	5	–	1	–	1	–	3	–	–
5510	38	35	25	30	35	25	25	25	20	3	8	5	2	2	–	8	–	–
5590	1	–	1	–	–	1	–	–	1	–	–	–	–	–	–	1	–	–
5611	79	67	53	57	67	53	36	46	34	19	20	16	2	1	3	22	–	–
5620	125	73	47	104	73	47	95	57	34	9	15	13	–	1	–	21	–	–
5811	3	–	–	2	–	–	2	–	–	–	–	–	–	–	–	1	–	–
5812	3	1	3	2	1	3	2	–	2	–	–	1	–	1	–	1	–	–
5821	–	2	–	–	2	–	–	2	–	–	–	–	–	–	–	–	–	–
5822	9	1	4	6	1	4	4	1	2	2	–	2	–	–	–	3	–	–
5823	–	–	1	–	–	1	–	–	–	–	–	1	–	–	–	–	–	–
5911	1	–	–	1	–	–	–	–	–	1	–	–	–	–	–	–	–	–
5913	1	–	–	1	–	–	1	–	–	–	–	–	–	–	–	–	–	–
5914	8	–	1	8	–	1	6	–	–	2	–	1	–	–	–	–	–	–
6010	3	3	1	3	2	1	1	1	–	2	–	1	–	1	–	–	1	–
6021	8	6	11	8	6	10	4	2	5	4	4	5	–	–	–	–	–	1
6110	6	6	1	4	6	1	2	4	–	2	1	1	–	1	–	2	–	–
6120	8	6	2	8	6	2	4	5	2	3	1	–	1	–	–	–	–	–
6130	–	1	–	–	1	–	–	1	–	–	–	–	–	–	–	–	–	–
6141	1	1	1	1	1	1	1	1	1	–	–	–	–	–	–	–	–	–
6190	8	6	12	7	6	12	2	4	9	4	2	3	1	–	–	1	–	–
6201	–	21	16	–	–	–	–	–	–	–	–	–	–	–	–	–	21	16
6203	1	–	–	1	–	–	–	–	–	1	–	–	–	–	–	–	–	–
6204	18	3	3	17	3	3	12	1	–	5	2	3	–	–	–	1	–	–
6209	6	6	4	6	6	4	3	5	1	3	1	3	–	–	–	–	–	–
6311	6	2	2	5	2	2	1	1	2	2	1	–	2	–	–	1	–	–
6319	1	–	–	1	–	–	–	–	–	1	–	–	–	–	–	–	–	–
6410	1	–	–	1	–	–	1	–	–	–	–	–	–	–	–	–	–	–
6421	31	27	46	27	27	46	23	16	26	2	8	17	2	3	3	4	–	–
6422	58	58	77	48	58	77	33	30	46	7	10	14	8	18	17	10	–	–
6423	5	3	7	–	3	7	–	3	4	–	–	2	–	–	1	5	–	–
6424	1	2	–	–	2	–	–	1	–	–	1	–	–	–	–	1	–	–
6435	–	1	–	–	–	–	–	–	–	–	–	–	–	–	–	–	1	–
6462	1	1	1	1	1	1	–	1	1	1	–	–	–	–	–	–	–	–
6463	1	2	1	1	2	1	1	2	1	–	–	–	–	–	–	–	–	–
6491	1	2	4	1	2	4	1	–	3	–	2	1	–	–	–	–	–	–
6493	1	1	1	1	1	1	–	–	–	1	1	1	–	–	–	–	–	–
6499	1	–	–	1	–	–	–	–	–	1	–	–	–	–	–	–	–	–
6511	–	1	–	–	1	–	–	–	–	–	1	–	–	–	–	–	–	–
6512	–	1	–	–	1	–	–	1	–	–	–	–	–	–	–	–	–	–
6541	1	–	–	–	–	–	–	–	–	–	–	–	–	–	–	1	–	–
6550	14	2	6	12	2	6	2	1	2	9	1	4	1	–	–	2	–	–
6613	–	2	–	–	–	–	–	–	–	–	–	–	–	–	–	–	2	–
6619	–	2	–	–	2	–	–	1	–	–	1	–	–	–	–	–	–	–
6621	–	2	1	–	–	–	–	–	–	–	–	–	–	–	–	–	2	1
6622	–	1	–	–	1	–	–	–	–	–	1	–	–	–	–	–	–	–
6630	–	2	–	–	–	–	–	–	–	–	–	–	–	–	–	–	2	–
6810	19	24	18	12	24	18	10	13	15	2	11	3	–	–	–	7	–	–
6821	5	4	6	4	4	6	1	–	3	3	4	3	–	–	–	1	–	–
6822	1	4	13	1	4	13	1	4	10	–	–	3	–	–	–	–	–	–
6911	2	–	1	2	–	1	1	–	1	1	–	–	–	–	–	–	–	–
6912	4	2	2	3	2	2	1	–	1	2	2	1	–	–	–	1	–	–
6920	17	10	13	12	10	13	6	4	4	5	6	9	1	–	–	5	–	–
7020	9	6	10	9	6	10	8	6	9	1	–	1	–	–	–	–	–	–
7111	–	4	2	–	4	2	–	4	2	–	–	–	–	–	–	–	–	–
7112	107	105	50	91	105	50	80	93	45	6	12	5	5	–	–	16	–	–
7119	25	11	6	21	11	6	17	9	6	3	1	–	1	1	–	4	–	–
7120	1	2	1	1	2	1	1	–	1	–	2	–	–	–	–	–	–	–
7210	11	5	8	11	5	8	9	4	7	2	1	1	–	–	–	–	–	–

Capítulo 6 - Pará

6.1 - Quantidade de acidentes do trabalho, por situação do registro e motivo, segundo a Classificação Nacional de Atividades Econômicas (CNAE), no estado do Pará - 2013/2015

(conclusão)

CNAE	QUANTIDADE DE ACIDENTES DO TRABALHO																	
	Total			Com CAT Registrada												Sem CAT Registrada		
				Total			Motivo											
							Típico			Trajeto			Doença do Trabalho					
	2013	2014	2015	2013	2014	2015	2013	2014	2015	2013	2014	2015	2013	2014	2015	2013	2014	2015
7220	4	4	3	4	3	2	3	1	–	1	2	1	–	–	1	–	1	1
7312	1	–	–	1	–	–	–	–	–	1	–	–	–	–	–	–	–	–
7319	2	1	4	2	1	4	2	–	–	–	1	4	–	–	–	–	–	–
7320	–	1	–	–	1	–	–	1	–	–	–	–	–	–	–	–	–	–
7410	–	1	–	–	1	–	–	–	–	–	1	–	–	–	–	–	–	–
7420	1	4	4	1	–	3	1	–	3	–	–	–	–	–	–	–	4	1
7490	22	20	16	19	20	16	12	19	11	6	1	5	1	–	–	3	–	–
7500	–	–	1	–	–	1	–	–	1	–	–	–	–	–	–	–	–	–
7711	12	8	5	9	8	5	4	4	4	5	4	1	–	–	–	3	–	–
7719	2	1	1	1	1	1	–	1	1	1	–	–	–	–	–	1	–	–
7721	1	–	1	1	–	1	1	–	1	–	–	–	–	–	–	–	–	–
7723	1	–	–	–	–	–	–	–	–	–	–	–	–	–	–	1	–	–
7729	–	–	1	–	–	1	–	–	1	–	–	–	–	–	–	–	–	–
7731	2	1	–	–	1	–	–	–	–	–	1	–	–	–	–	2	–	–
7732	22	5	11	11	5	11	8	4	9	3	1	2	–	–	–	11	–	–
7733	–	1	1	–	–	1	–	–	–	–	–	1	–	–	–	–	1	–
7739	23	14	15	22	14	15	17	9	13	5	4	2	–	1	–	1	–	–
7740	–	1	–	–	1	–	–	–	–	–	1	–	–	–	–	–	–	–
7810	3	–	–	2	–	–	1	–	–	1	–	–	–	–	–	1	–	–
7820	40	30	24	32	30	24	23	27	20	9	3	4	–	–	–	8	–	–
7830	20	8	5	16	8	5	10	2	2	6	6	3	–	–	–	4	–	–
7911	1	3	3	1	3	3	–	2	2	1	1	1	–	–	–	–	–	–
7912	–	–	1	–	–	1	–	–	–	–	–	1	–	–	–	–	–	–
8011	94	63	45	79	63	45	23	12	7	55	50	37	1	1	1	15	–	–
8012	108	39	43	95	38	41	66	20	24	27	16	16	2	2	1	13	1	2
8020	10	8	14	8	8	14	3	6	7	5	2	6	–	–	1	2	–	–
8030	–	1	3	–	–	–	–	–	–	–	–	–	–	–	–	–	1	3
8111	2	8	6	2	8	6	1	2	1	1	5	3	–	1	2	–	–	–
8112	34	32	18	28	32	18	19	24	10	9	7	6	–	1	2	6	–	–
8121	112	81	50	62	81	50	38	56	29	23	23	17	1	2	4	50	–	–
8122	1	2	–	1	2	–	–	1	–	1	1	–	–	–	–	–	–	–
8129	10	5	14	8	5	14	7	5	10	1	–	4	–	–	–	2	–	–
8130	1	1	2	–	1	1	–	–	–	–	1	1	–	–	–	1	–	1
8211	18	12	17	17	12	17	15	11	7	2	1	4	–	–	6	1	–	–
8219	–	3	1	–	3	1	–	1	–	–	2	1	–	–	–	–	–	–
8220	12	17	4	11	16	4	9	15	2	2	1	2	–	–	–	1	1	–
8230	3	2	3	2	2	3	1	1	3	1	1	–	–	–	–	1	–	–
8291	4	5	5	3	4	3	1	–	–	2	4	2	–	–	1	1	1	2
8292	–	1	1	–	1	1	–	1	1	–	–	–	–	–	–	–	–	–
8299	31	37	8	25	37	8	17	23	5	8	12	2	–	2	1	6	–	–
8411	234	74	79	53	74	79	32	45	50	19	28	20	2	1	9	181	–	–
8412	4	2	–	3	2	–	1	2	–	2	–	–	–	–	–	1	–	–
8422	11	16	12	11	16	12	10	16	11	1	–	1	–	–	–	–	–	–
8423	1	–	–	–	–	–	–	–	–	–	–	–	–	–	–	1	–	–
8424	50	15	59	28	15	59	27	10	54	1	4	5	–	1	–	22	–	–
8430	9	1	2	3	1	2	1	1	1	2	–	1	–	–	–	6	–	–
8511	1	42	41	1	3	3	1	–	3	–	1	–	–	2	–	–	39	38
8512	13	4	3	7	4	3	3	2	1	3	1	2	1	1	–	6	–	–
8513	13	16	10	9	13	10	7	9	9	2	2	1	–	2	–	4	3	–
8520	9	12	3	8	12	3	4	9	1	3	3	2	1	–	–	1	–	–
8531	24	26	18	24	24	16	21	17	13	3	7	2	–	–	1	–	2	2
8532	14	7	4	13	7	4	11	4	3	–	2	1	2	1	–	1	–	–
8533	–	1	–	–	1	–	–	1	–	–	–	–	–	–	–	–	–	–
8541	6	6	3	5	6	3	2	2	3	2	4	–	1	–	–	1	–	–
8542	–	2	–	–	2	–	–	2	–	–	–	–	–	–	–	–	–	–
8550	–	1	–	–	1	–	–	1	–	–	–	–	–	–	–	–	–	–
8592	–	1	–	–	1	–	–	–	–	–	1	–	–	–	–	–	–	–
8593	1	3	–	1	3	–	–	1	–	1	2	–	–	–	–	–	–	–
8599	14	12	19	11	12	19	7	8	8	4	4	9	–	–	2	3	–	–
8610	501	498	601	462	498	601	392	407	507	68	86	90	2	5	4	39	–	–
8630	6	24	14	5	24	14	3	19	7	2	5	7	–	–	–	1	–	–
8640	34	42	44	34	42	44	28	29	29	6	13	14	–	–	1	–	–	–
8650	1	4	3	1	4	3	–	3	2	1	1	1	–	–	–	–	–	–
8660	43	45	47	40	45	47	31	37	34	9	8	13	–	–	–	3	–	–
8690	11	8	5	10	8	5	5	7	4	5	1	1	–	–	–	1	–	–
8712	1	–	–	1	–	–	–	–	–	1	–	–	–	–	–	–	–	–
8800	40	20	22	40	20	22	28	12	14	11	7	8	1	1	–	–	–	–
9001	3	3	2	3	3	2	3	1	2	–	2	–	–	–	–	–	–	–
9102	–	1	–	–	1	–	–	1	–	–	–	–	–	–	–	–	–	–
9312	8	2	2	5	2	2	5	2	1	–	–	1	–	–	–	3	–	–
9313	3	4	1	3	4	1	3	4	1	–	–	–	–	–	–	–	–	–
9319	2	1	–	1	1	–	1	1	–	–	–	–	–	–	–	1	–	–
9321	1	2	1	1	2	1	–	1	1	1	1	–	–	–	–	–	–	–
9329	25	13	30	22	13	30	16	5	20	5	8	9	1	–	1	3	–	–
9411	1	4	2	1	4	2	–	4	2	1	–	–	–	–	–	–	–	–
9412	30	20	17	14	20	17	11	15	14	1	5	2	2	–	1	16	–	–
9420	10	12	5	4	12	5	2	11	2	2	1	3	–	–	–	6	–	–
9430	63	52	27	58	52	27	50	41	23	8	11	4	–	–	–	5	–	–
9491	12	5	7	10	5	7	9	3	3	1	2	4	–	–	–	2	–	–
9493	–	–	1	–	–	1	–	–	1	–	–	–	–	–	–	–	–	–
9499	2	3	4	2	3	4	2	2	2	–	1	2	–	–	–	–	–	–
9511	–	–	2	–	–	2	–	–	1	–	–	1	–	–	–	–	–	–
9512	5	6	2	5	6	2	5	6	2	–	–	–	–	–	–	–	–	–
9521	2	2	–	2	2	–	2	1	–	–	1	–	–	–	–	–	–	–
9529	3	3	–	3	3	–	1	2	–	2	–	–	–	1	–	–	–	–
9601	4	2	2	4	2	2	3	1	2	1	1	–	–	–	–	–	–	–
9602	3	–	3	1	–	3	1	–	1	–	–	1	–	–	1	2	–	–
9603	6	5	8	5	5	8	3	4	6	2	1	2	–	–	–	1	–	–
9609	4	3	1	3	3	1	3	3	–	–	–	1	–	–	–	1	–	–
9700	–	–	2	–	–	2	–	–	2	–	–	–	–	–	–	–	–	–
Ignorado	768	2.629	1.941	78	141	147	65	124	135	10	15	9	3	2	3	690	2.488	1.794

Fonte: DATAPREV, CAT, SUB.
Nota: Os dados são preliminares, estando sujeitos a correções.

Capítulo 6 - Pará

6.2 - Quantidade de acidentes do trabalho, por situação do registro e motivo, segundo os grupos de idade e sexo, no estado do Pará - 2013/2015

GRUPOS DE IDADE E SEXO	QUANTIDADE DE ACIDENTES DO TRABALHO																	
	Total			Com CAT Registrada												Sem CAT Registrada		
				Total			Motivo											
							Típico			Trajeto			Doença do Trabalho					
	2013	2014	2015	2013	2014	2015	2013	2014	2015	2013	2014	2015	2013	2014	2015	2013	2014	2015
TOTAL	**12.337**	**12.927**	**11.152**	**9.445**	**10.076**	**9.079**	**7.654**	**8.192**	**7.384**	**1.640**	**1.741**	**1.553**	**151**	**143**	**142**	**2.892**	**2.851**	**2.073**
Masculino	**10.011**	**10.530**	**9.041**	**7.850**	**8.402**	**7.518**	**6.538**	**7.043**	**6.315**	**1.205**	**1.269**	**1.106**	**107**	**90**	**97**	**2.161**	**2.128**	**1.523**
Feminino	**2.326**	**2.397**	**2.111**	**1.595**	**1.674**	**1.561**	**1.116**	**1.149**	**1.069**	**435**	**472**	**447**	**44**	**53**	**45**	**731**	**723**	**550**
Ignorado	**–**	**–**	**–**	**–**	**–**	**–**	**–**	**–**	**–**	**–**	**–**	**–**	**–**	**–**	**–**	**–**	**–**	**–**
Até 19 anos	207	216	161	189	196	138	159	159	103	27	35	33	3	2	2	18	20	23
Masculino	196	195	145	180	176	126	153	148	99	24	26	25	3	2	2	16	19	19
Feminino	11	21	16	9	20	12	6	11	4	3	9	8	–	–	–	2	1	4
Ignorado	–	–	–	–	–	–	–	–	–	–	–	–	–	–	–	–	–	–
20 a 24 anos	1.809	1.829	1.582	1.600	1.613	1.420	1.346	1.352	1.204	244	255	212	10	6	4	209	216	162
Masculino	1.562	1.628	1.387	1.390	1.434	1.250	1.210	1.241	1.091	171	189	155	9	4	4	172	194	137
Feminino	247	201	195	210	179	170	136	111	113	73	66	57	1	2	–	37	22	25
Ignorado	–	–	–	–	–	–	–	–	–	–	–	–	–	–	–	–	–	–
25 a 29 anos	2.416	2.313	2.070	2.018	2.006	1.814	1.647	1.622	1.485	358	363	316	13	21	13	398	307	256
Masculino	2.006	1.902	1.725	1.687	1.673	1.525	1.403	1.398	1.293	276	262	224	8	13	8	319	229	200
Feminino	410	411	345	331	333	289	244	224	192	82	101	92	5	8	5	79	78	56
Ignorado	–	–	–	–	–	–	–	–	–	–	–	–	–	–	–	–	–	–
30 a 34 anos	2.452	2.478	2.161	1.982	2.050	1.838	1.587	1.639	1.496	371	392	326	24	19	16	470	428	323
Masculino	1.950	2.042	1.727	1.595	1.709	1.479	1.321	1.406	1.247	262	292	221	12	11	11	355	333	248
Feminino	502	436	434	387	341	359	266	233	249	109	100	105	12	8	5	115	95	75
Ignorado	–	–	–	–	–	–	–	–	–	–	–	–	–	–	–	–	–	–
35 a 39 anos	1.761	2.017	1.697	1.304	1.562	1.374	1.038	1.256	1.114	241	280	240	25	26	20	457	455	323
Masculino	1.370	1.584	1.371	1.044	1.253	1.147	853	1.046	958	175	193	178	16	14	11	326	331	224
Feminino	391	433	326	260	309	227	185	210	156	66	87	62	9	12	9	131	124	99
Ignorado	–	–	–	–	–	–	–	–	–	–	–	–	–	–	–	–	–	–
40 a 44 anos	1.298	1.458	1.307	900	1.033	995	737	860	807	145	153	163	18	20	25	398	425	312
Masculino	1.003	1.138	999	731	837	797	622	712	656	96	113	120	13	12	21	272	301	202
Feminino	295	320	308	169	196	198	115	148	151	49	40	43	5	8	4	126	124	110
Ignorado	–	–	–	–	–	–	–	–	–	–	–	–	–	–	–	–	–	–
45 a 49 anos	998	1.028	900	649	641	657	511	531	517	115	93	115	23	17	25	349	387	243
Masculino	783	778	669	542	507	500	429	426	407	96	72	76	17	9	17	241	271	169
Feminino	215	250	231	107	134	157	82	105	110	19	21	39	6	8	8	108	116	74
Ignorado	–	–	–	–	–	–	–	–	–	–	–	–	–	–	–	–	–	–
50 a 54 anos	673	802	670	385	478	444	300	389	351	65	77	74	20	12	19	288	324	226
Masculino	521	600	509	316	386	357	258	330	292	44	48	52	14	8	13	205	214	152
Feminino	152	202	161	69	92	87	42	59	59	21	29	22	6	4	6	83	110	74
Ignorado	–	–	–	–	–	–	–	–	–	–	–	–	–	–	–	–	–	–
55 a 59 anos	498	546	397	268	329	250	213	260	190	44	55	51	11	14	9	230	217	147
Masculino	416	448	329	231	274	207	185	220	165	35	42	37	11	12	5	185	174	122
Feminino	82	98	68	37	55	43	28	40	25	9	13	14	–	2	4	45	43	25
Ignorado	–	–	–	–	–	–	–	–	–	–	–	–	–	–	–	–	–	–
60 a 64 anos	186	195	170	119	129	118	91	93	90	24	30	20	4	6	8	67	66	52
Masculino	171	178	149	108	120	104	81	87	84	23	28	16	4	5	4	63	58	45
Feminino	15	17	21	11	9	14	10	6	6	1	2	4	–	1	4	4	8	7
Ignorado	–	–	–	–	–	–	–	–	–	–	–	–	–	–	–	–	–	–
65 a 69 anos	31	35	30	23	29	24	18	22	20	5	7	3	–	–	1	8	6	6
Masculino	28	28	25	21	24	20	18	20	17	3	4	2	–	–	1	7	4	5
Feminino	3	7	5	2	5	4	–	2	3	2	3	1	–	–	–	1	2	1
Ignorado	–	–	–	–	–	–	–	–	–	–	–	–	–	–	–	–	–	–
70 anos e mais	7	10	5	7	10	5	6	9	5	1	1	–	–	–	–	–	–	–
Masculino	4	9	4	4	9	4	4	9	4	–	–	–	–	–	–	–	–	–
Feminino	3	1	1	3	1	1	2	–	1	1	1	–	–	–	–	–	–	–
Ignorado	–	–	–	–	–	–	–	–	–	–	–	–	–	–	–	–	–	–
Ignorada	1	–	2	1	–	2	1	–	2	–	–	–	–	–	–	–	–	–
Masculino	1	–	2	1	–	2	1	–	2	–	–	–	–	–	–	–	–	–
Feminino	–	–	–	–	–	–	–	–	–	–	–	–	–	–	–	–	–	–
Ignorado	–	–	–	–	–	–	–	–	–	–	–	–	–	–	–	–	–	–

Fonte: DATAPREV, CAT, SUB.
Nota: Os dados são preliminares, estando sujeitos a correções.

Capítulo 6 - Pará

6.3 - Quantidade mensal de acidentes do trabalho, por situação do registro e motivo, no estado do Pará - 2013/2015

MESES	QUANTIDADE DE ACIDENTES DO TRABALHO																	
	Total			Com CAT Registrada												Sem CAT Registrada		
				Total			Motivo											
							Típico			Trajeto			Doença do Trabalho					
	2013	2014	2015	2013	2014	2015	2013	2014	2015	2013	2014	2015	2013	2014	2015	2013	2014	2015
TOTAL	**12.337**	**12.927**	**11.152**	**9.445**	**10.076**	**9.079**	**7.654**	**8.192**	**7.384**	**1.640**	**1.741**	**1.553**	**151**	**143**	**142**	**2.892**	**2.851**	**2.073**
Janeiro	1.039	961	976	783	720	805	620	576	656	140	132	140	23	12	9	256	241	171
Fevereiro	955	1.052	960	712	838	778	587	674	641	114	154	132	11	10	5	243	214	182
Março	979	1.034	1.031	738	827	810	606	676	656	119	139	138	13	12	16	241	207	221
Abril	1.074	1.114	1.005	770	864	813	639	720	681	116	129	117	15	15	15	304	250	192
Maio	976	1.125	946	734	858	762	602	695	635	123	149	113	9	14	14	242	267	184
Junho	1.083	1.031	1.001	825	791	828	680	628	654	135	151	161	10	12	13	258	240	173
Julho	1.078	1.258	1.022	852	996	841	679	828	685	160	152	140	13	16	16	226	262	181
Agosto	1.092	1.141	939	832	853	739	648	700	603	170	143	121	14	10	15	260	288	200
Setembro	1.098	1.115	926	855	875	747	700	706	620	144	157	118	11	12	9	243	240	179
Outubro	1.147	1.226	838	900	971	675	745	795	552	140	164	116	15	12	7	247	255	163
Novembro	1.007	1.060	817	791	826	689	621	644	566	162	171	108	8	11	15	216	234	128
Dezembro	809	810	691	653	657	592	527	550	435	117	100	149	9	7	8	156	153	99

Fonte: DATAPREV, CAT, SUB.
Nota: Os dados são preliminares, estando sujeitos a correções.

DISTRIBUIÇÃO DE ACIDENTES DO TRABALHO, POR MOTIVO, NO ESTADO DO PARÁ - 2015

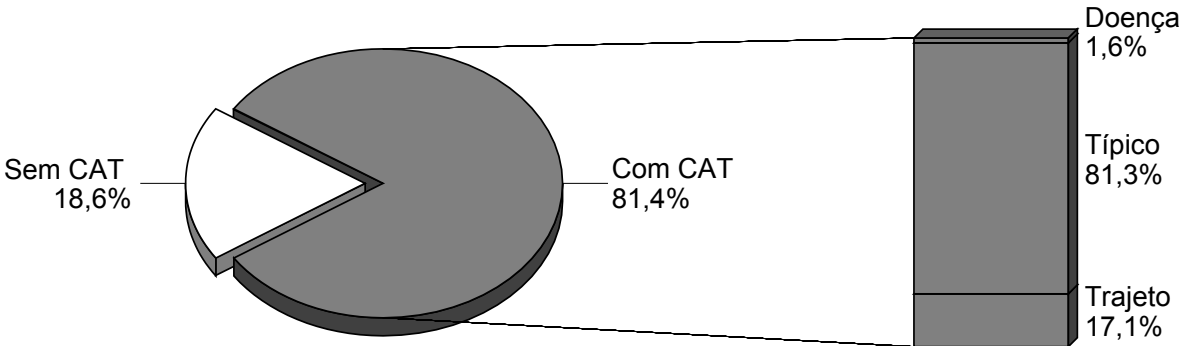

Fonte: DATAPREV, CAT, SUB.

Capítulo 7 - Amapá

7.1 - Quantidade de acidentes do trabalho, por situação do registro e motivo, segundo a Classificação Nacional de Atividades Econômicas (CNAE), no estado do Amapá - 2013/2015

(continua)

CNAE	QUANTIDADE DE ACIDENTES DO TRABALHO																	
	Total			Com CAT Registrada												Sem CAT Registrada		
				Total			Motivo											
							Típico			Trajeto			Doença do Trabalho					
	2013	2014	2015	2013	2014	2015	2013	2014	2015	2013	2014	2015	2013	2014	2015	2013	2014	2015
TOTAL	**1.057**	**796**	**608**	**716**	**491**	**435**	**549**	**344**	**316**	**123**	**131**	**112**	**44**	**16**	**7**	**341**	**305**	**173**
0111	–	15	4	–	–	–	–	–	–	–	–	–	–	–	–	–	15	4
0151	1	–	–	–	–	–	–	–	–	–	–	–	–	–	–	1	–	–
0152	1	–	1	–	–	1	–	–	1	–	–	–	–	–	–	1	–	–
0161	–	–	1	–	–	1	–	–	1	–	–	–	–	–	–	–	–	–
0210	34	11	11	24	11	11	23	10	8	1	1	2	–	–	1	10	–	–
0230	7	–	2	3	–	2	3	–	2	–	–	–	–	–	–	4	–	–
0710	20	4	2	17	4	2	16	4	1	–	–	1	1	–	–	3	–	–
0724	20	12	7	15	12	7	15	12	7	–	–	–	–	–	–	5	–	–
0810	4	–	1	1	–	1	1	–	1	–	–	–	–	–	–	3	–	–
0899	–	–	1	–	–	1	–	–	1	–	–	–	–	–	–	–	–	–
0990	6	1	–	4	1	–	4	–	–	–	–	–	–	1	–	2	–	–
1011	2	–	–	1	–	–	1	–	–	–	–	–	–	–	–	1	–	–
1012	–	2	–	–	–	–	–	–	–	–	–	–	–	–	–	–	2	–
1031	–	–	1	–	–	1	–	–	1	–	–	–	–	–	–	–	–	–
1032	1	–	–	–	–	–	–	–	–	–	–	–	–	–	–	1	–	–
1053	2	1	3	2	1	3	1	1	2	1	–	1	–	–	–	–	–	–
1062	–	1	–	–	1	–	–	1	–	–	–	–	–	–	–	–	–	–
1091	2	2	2	1	2	2	1	2	2	–	–	–	–	–	–	1	–	–
1094	1	–	–	–	–	–	–	–	–	–	–	–	–	–	–	1	–	–
1111	–	1	–	–	–	–	–	–	–	–	–	–	–	–	–	–	1	–
1112	–	1	–	–	–	–	–	–	–	–	–	–	–	–	–	–	1	–
1113	–	1	–	–	1	–	–	–	–	–	1	–	–	–	–	–	–	–
1122	8	11	2	7	11	2	5	6	2	2	5	–	–	–	–	1	–	–
1340	1	–	–	1	–	–	–	–	–	–	–	–	1	–	–	–	–	–
1610	11	7	7	8	7	7	8	7	7	–	–	–	–	–	–	3	–	–
1710	2	1	3	2	1	3	2	–	–	–	1	3	–	–	–	–	–	–
1813	2	1	1	–	1	1	–	1	1	–	–	–	–	–	–	2	–	–
2022	–	1	–	–	–	–	–	–	–	–	–	–	–	–	–	–	1	–
2061	1	1	–	–	1	–	–	1	–	–	–	–	–	–	–	1	–	–
2091	–	1	–	–	–	–	–	–	–	–	–	–	–	–	–	–	1	–
2212	2	1	1	1	1	1	1	1	1	–	–	–	–	–	–	1	–	–
2219	–	2	4	–	–	–	–	–	–	–	–	–	–	–	–	–	2	4
2311	5	–	–	5	–	–	5	–	–	–	–	–	–	–	–	–	–	–
2330	4	2	1	3	2	1	3	2	1	–	–	–	–	–	–	1	–	–
2342	7	6	12	4	6	12	4	5	12	–	1	–	–	–	–	3	–	–
2391	1	–	1	1	–	1	1	–	1	–	–	–	–	–	–	–	–	–
2511	2	–	–	1	–	–	–	–	–	1	–	–	–	–	–	1	–	–
2539	1	–	–	–	–	–	–	–	–	–	–	–	–	–	–	1	–	–
2599	1	–	–	1	–	–	–	–	–	1	–	–	–	–	–	–	–	–
2632	–	1	–	–	1	–	–	–	–	–	1	–	–	–	–	–	–	–
2790	–	1	–	–	1	–	–	–	–	–	1	–	–	–	–	–	–	–
2811	2	7	–	2	7	–	2	7	–	–	–	–	–	–	–	–	–	–
3101	2	3	2	1	3	2	–	3	1	1	–	1	–	–	–	1	–	–
3104	4	1	–	4	1	–	4	–	–	–	1	–	–	–	–	–	–	–
3230	–	1	–	–	–	–	–	–	–	–	–	–	–	–	–	–	1	–
3314	4	2	–	4	2	–	3	2	–	1	–	–	–	–	–	–	–	–
3321	1	–	–	1	–	–	1	–	–	–	–	–	–	–	–	–	–	–
3511	12	11	5	12	11	5	12	7	3	–	4	2	–	–	–	–	–	–
3512	98	–	–	94	–	–	65	–	–	1	–	–	28	–	–	4	–	–

Capítulo 7 - Amapá

7.1 - Quantidade de acidentes do trabalho, por situação do registro e motivo, segundo a Classificação Nacional de Atividades Econômicas (CNAE), no estado do Amapá - 2013/2015

(continuação)

CNAE	QUANTIDADE DE ACIDENTES DO TRABALHO																	
	Total			Com CAT Registrada												Sem CAT Registrada		
				Total			Motivo											
							Típico			Trajeto			Doença do Trabalho					
	2013	2014	2015	2013	2014	2015	2013	2014	2015	2013	2014	2015	2013	2014	2015	2013	2014	2015
3600	2	1	3	1	1	3	1	–	2	–	1	1	–	–	–	1	–	–
3702	1	–	–	1	–	–	1	–	–	–	–	–	–	–	–	–	–	–
3811	1	2	–	–	2	–	–	2	–	–	–	–	–	–	–	1	–	–
3812	–	1	–	–	1	–	–	1	–	–	–	–	–	–	–	–	–	–
3831	1	–	–	–	–	–	–	–	–	–	–	–	–	–	–	1	–	–
4110	1	4	1	1	4	1	1	3	1	–	1	–	–	–	–	–	–	–
4120	110	38	20	70	37	20	59	32	16	10	4	3	1	1	1	40	1	–
4211	14	19	5	9	19	5	8	16	5	1	3	–	–	–	–	5	–	–
4212	6	2	2	3	2	2	2	2	1	1	–	–	–	–	1	3	–	–
4221	24	11	6	9	9	3	5	7	3	4	2	–	–	–	–	15	2	3
4222	1	1	–	–	1	–	–	1	–	–	–	–	–	–	–	1	–	–
4292	1	–	–	1	–	–	1	–	–	–	–	–	–	–	–	–	–	–
4299	–	–	1	–	–	1	–	–	1	–	–	–	–	–	–	–	–	–
4311	1	–	–	1	–	–	1	–	–	–	–	–	–	–	–	–	–	–
4312	3	–	–	2	–	–	2	–	–	–	–	–	–	–	–	1	–	–
4313	15	8	5	15	8	5	13	8	5	–	–	–	2	–	–	–	–	–
4321	–	–	2	–	–	2	–	–	–	–	–	2	–	–	–	–	–	–
4322	–	–	1	–	–	1	–	–	1	–	–	–	–	–	–	–	–	–
4329	1	–	–	–	–	–	–	–	–	–	–	–	–	–	–	1	–	–
4330	2	1	–	–	1	–	–	1	–	–	–	–	–	–	–	2	–	–
4391	7	1	–	6	1	–	4	1	–	1	–	–	1	–	–	1	–	–
4399	8	2	1	4	2	1	4	2	1	–	–	–	–	–	–	4	–	–
4511	6	1	2	4	1	2	2	1	–	2	–	2	–	–	–	2	–	–
4512	1	1	–	1	–	–	1	–	–	–	–	–	–	–	–	–	1	–
4520	–	1	–	–	1	–	–	–	–	–	–	–	–	1	–	–	–	–
4530	6	5	2	3	5	2	1	4	1	1	1	1	1	–	–	3	–	–
4541	6	2	1	4	2	1	1	1	–	3	–	1	–	1	–	2	–	–
4543	–	1	–	–	–	–	–	–	–	–	–	–	–	–	–	–	1	–
4619	–	2	–	–	2	–	–	–	–	–	2	–	–	–	–	–	–	–
4632	–	–	1	–	–	1	–	–	1	–	–	–	–	–	–	–	–	–
4633	1	–	–	–	–	–	–	–	–	–	–	–	–	–	–	1	–	–
4634	4	2	3	2	2	3	2	2	1	–	–	2	–	–	–	2	–	–
4635	8	4	8	3	4	8	2	2	7	1	2	1	–	–	–	5	–	–
4639	6	1	–	2	1	–	1	–	–	1	1	–	–	–	–	4	–	–
4644	1	1	–	1	1	–	–	–	–	1	1	–	–	–	–	–	–	–
4649	2	–	–	2	–	–	–	–	–	1	–	–	1	–	–	–	–	–
4662	–	1	–	–	1	–	–	–	–	–	1	–	–	–	–	–	–	–
4663	–	1	–	–	1	–	–	1	–	–	–	–	–	–	–	–	–	–
4669	1	–	–	1	–	–	–	–	–	1	–	–	–	–	–	–	–	–
4671	2	3	–	1	3	–	1	2	–	–	1	–	–	–	–	1	–	–
4674	2	3	–	2	3	–	–	1	–	2	2	–	–	–	–	–	–	–
4679	–	4	4	–	4	4	–	4	4	–	–	–	–	–	–	–	–	–
4681	2	–	2	2	–	2	–	–	1	–	–	1	2	–	–	–	–	–
4682	2	1	3	–	1	3	–	1	1	–	–	2	–	–	–	2	–	–
4686	–	–	1	–	–	1	–	–	1	–	–	–	–	–	–	–	–	–
4687	1	–	–	1	–	–	1	–	–	–	–	–	–	–	–	–	–	–
4691	4	1	7	–	1	7	–	–	4	–	1	3	–	–	–	4	–	–
4693	20	8	7	14	8	7	9	7	3	5	1	4	–	–	–	6	–	–
4711	17	9	23	7	9	23	5	5	17	2	4	6	–	–	–	10	–	–

Capítulo 7 - Amapá

7.1 - Quantidade de acidentes do trabalho, por situação do registro e motivo, segundo a Classificação Nacional de Atividades Econômicas (CNAE), no estado do Amapá - 2013/2015

(continuação)

CNAE	QUANTIDADE DE ACIDENTES DO TRABALHO																	
	Total			Com CAT Registrada												Sem CAT Registrada		
				Total			Motivo											
							Típico			Trajeto			Doença do Trabalho					
	2013	2014	2015	2013	2014	2015	2013	2014	2015	2013	2014	2015	2013	2014	2015	2013	2014	2015
4712	11	–	4	4	–	4	2	–	2	2	–	1	–	–	1	7	–	–
4713	3	–	–	–	–	–	–	–	–	–	–	–	–	–	–	3	–	–
4721	–	–	1	–	–	1	–	–	1	–	–	–	–	–	–	–	–	–
4722	3	–	–	1	–	–	1	–	–	–	–	–	–	–	–	2	–	–
4723	1	–	–	–	–	–	–	–	–	–	–	–	–	–	–	1	–	–
4724	–	–	1	–	–	1	–	–	1	–	–	–	–	–	–	–	–	–
4729	4	1	–	4	1	–	1	–	–	3	1	–	–	–	–	–	–	–
4731	3	1	5	2	1	5	–	–	–	2	1	5	–	–	–	1	–	–
4732	1	4	–	1	4	–	–	3	–	1	1	–	–	–	–	–	–	–
4742	1	1	–	1	1	–	1	–	–	–	–	–	–	1	–	–	–	–
4743	–	–	1	–	–	1	–	–	1	–	–	–	–	–	–	–	–	–
4744	22	13	16	14	13	16	10	9	7	4	4	9	–	–	–	8	–	–
4751	1	1	–	1	1	–	1	–	–	–	1	–	–	–	–	–	–	–
4752	4	3	2	2	3	2	2	2	1	–	–	1	–	1	–	2	–	–
4753	14	10	12	11	10	12	5	7	5	6	3	7	–	–	–	3	–	–
4754	4	8	15	3	8	15	1	2	8	2	5	7	–	1	–	1	–	–
4755	1	2	–	–	2	–	–	1	–	–	1	–	–	–	–	1	–	–
4757	2	–	–	1	–	–	1	–	–	–	–	–	–	–	–	1	–	–
4759	–	1	–	–	1	–	–	1	–	–	–	–	–	–	–	–	–	–
4761	1	–	–	1	–	–	1	–	–	–	–	–	–	–	–	–	–	–
4771	2	3	2	1	3	2	1	–	1	–	3	1	–	–	–	1	–	–
4772	1	–	1	1	–	1	1	–	–	–	–	1	–	–	–	–	–	–
4781	7	–	1	5	–	1	2	–	1	3	–	–	–	–	–	2	–	–
4784	2	1	1	–	1	1	–	–	–	–	1	1	–	–	–	2	–	–
4789	4	3	2	1	3	2	1	2	–	–	1	2	–	–	–	3	–	–
4911	1	1	–	1	1	–	1	–	–	–	1	–	–	–	–	–	–	–
4921	9	6	4	5	6	4	2	1	3	3	4	1	–	1	–	4	–	–
4922	1	1	–	–	1	–	–	1	–	–	–	–	–	–	–	1	–	–
4923	1	–	–	–	–	–	–	–	–	–	–	–	–	–	–	1	–	–
4929	–	–	3	–	–	3	–	–	3	–	–	–	–	–	–	–	–	–
4930	13	9	12	8	9	12	5	8	9	3	1	3	–	–	–	5	–	–
5021	4	2	1	3	2	1	3	2	1	–	–	–	–	–	–	1	–	–
5111	2	3	2	2	3	1	1	1	1	1	2	–	–	–	–	–	–	1
5211	4	2	–	3	2	–	3	2	–	–	–	–	–	–	–	1	–	–
5212	1	–	–	1	–	–	1	–	–	–	–	–	–	–	–	–	–	–
5229	–	–	1	–	–	1	–	–	–	–	–	1	–	–	–	–	–	–
5239	2	1	–	2	1	–	–	1	–	2	–	–	–	–	–	–	–	–
5240	1	3	–	1	3	–	1	2	–	–	1	–	–	–	–	–	–	–
5250	3	–	–	2	–	–	–	–	–	–	–	–	2	–	–	1	–	–
5310	5	–	–	1	–	–	1	–	–	–	–	–	–	–	–	4	–	–
5320	–	1	–	–	1	–	–	–	–	–	1	–	–	–	–	–	–	–
5510	5	1	1	1	1	1	1	1	1	–	–	–	–	–	–	4	–	–
5590	–	–	1	–	–	1	–	–	–	–	–	1	–	–	–	–	–	–
5611	13	3	6	6	3	6	6	2	4	–	1	2	–	–	–	7	–	–
5620	4	2	4	3	2	4	2	2	4	1	–	–	–	–	–	1	–	–
5914	1	–	–	1	–	–	1	–	–	–	–	–	–	–	–	–	–	–
6190	2	3	6	2	3	6	2	2	6	–	1	–	–	–	–	–	–	–
6201	–	1	1	–	–	–	–	–	–	–	–	–	–	–	–	–	1	1
6421	3	1	1	2	1	1	1	1	–	–	–	1	1	–	–	1	–	–
6422	1	2	1	–	2	1	–	–	–	–	1	–	–	1	1	1	–	–

Capítulo 7 - Amapá

7.1 - Quantidade de acidentes do trabalho, por situação do registro e motivo, segundo a Classificação Nacional de Atividades Econômicas (CNAE), no estado do Amapá - 2013/2015

(conclusão)

CNAE	QUANTIDADE DE ACIDENTES DO TRABALHO																	
	Total			Com CAT Registrada												Sem CAT Registrada		
				Total			Motivo											
							Típico			Trajeto			Doença do Trabalho					
	2013	2014	2015	2013	2014	2015	2013	2014	2015	2013	2014	2015	2013	2014	2015	2013	2014	2015
6423	1	1	–	1	1	–	–	–	–	–	1	–	1	–	–	–	–	–
6462	1	–	–	1	–	–	1	–	–	–	–	–	–	–	–	–	–	–
6550	15	18	20	15	18	20	12	17	15	3	1	5	–	–	–	–	–	–
6630	–	2	–	–	–	–	–	–	–	–	–	–	–	–	–	–	2	–
6822	10	5	–	9	5	–	9	4	–	–	1	–	–	–	–	1	–	–
6911	1	–	–	–	–	–	–	–	–	–	–	–	–	–	–	1	–	–
6912	–	–	1	–	–	1	–	–	–	–	–	1	–	–	–	–	–	–
6920	1	2	–	–	2	–	–	–	–	–	2	–	–	–	–	1	–	–
7112	57	11	1	51	11	1	51	11	1	–	–	–	–	–	–	6	–	–
7119	8	7	8	8	7	8	8	6	8	–	1	–	–	–	–	–	–	–
7210	–	–	4	–	–	4	–	–	4	–	–	–	–	–	–	–	–	–
7711	–	1	1	–	1	1	–	–	1	–	1	–	–	–	–	–	–	–
7721	1	–	–	1	–	–	1	–	–	–	–	–	–	–	–	–	–	–
7732	3	–	2	3	–	2	3	–	2	–	–	–	–	–	–	–	–	–
7739	3	1	1	3	1	1	2	1	1	1	–	–	–	–	–	–	–	–
7810	3	1	2	–	1	2	–	–	2	–	1	–	–	–	–	3	–	–
7820	9	3	–	3	3	–	2	3	–	1	–	–	–	–	–	6	–	–
7830	2	1	–	2	1	–	1	1	–	1	–	–	–	–	–	–	–	–
8011	25	22	12	13	22	12	3	–	1	10	20	11	–	2	–	12	–	–
8012	6	1	7	4	1	7	3	1	4	1	–	3	–	–	–	2	–	–
8112	–	1	–	–	1	–	–	–	–	–	1	–	–	–	–	–	–	–
8121	6	2	2	4	2	2	1	–	2	3	2	–	–	–	–	2	–	–
8122	1	–	–	1	–	–	–	–	–	1	–	–	–	–	–	–	–	–
8129	6	1	–	5	1	–	4	1	–	1	–	–	–	–	–	1	–	–
8130	1	–	1	1	–	1	–	–	1	1	–	–	–	–	–	–	–	–
8291	–	1	–	–	1	–	–	–	–	–	–	–	–	1	–	–	–	–
8299	3	1	1	3	1	1	1	–	1	2	1	–	–	–	–	–	–	–
8411	30	10	14	20	10	14	16	7	13	4	2	1	–	1	–	10	–	–
8412	1	–	–	–	–	–	–	–	–	–	–	–	–	–	–	1	–	–
8424	1	–	–	1	–	–	1	–	–	–	–	–	–	–	–	–	–	–
8430	1	–	–	1	–	–	1	–	–	–	–	–	–	–	–	–	–	–
8511	–	1	1	–	–	–	–	–	–	–	–	–	–	–	–	–	1	1
8512	2	2	–	1	2	–	–	1	–	1	1	–	–	–	–	1	–	–
8520	3	–	2	1	–	2	–	–	2	1	–	–	–	–	–	2	–	–
8532	1	–	–	–	–	–	–	–	–	–	–	–	–	–	–	1	–	–
8550	2	–	–	–	–	–	–	–	–	–	–	–	–	–	–	2	–	–
8593	1	–	–	–	–	–	–	–	–	–	–	–	–	–	–	1	–	–
8599	8	5	2	4	5	2	2	2	1	2	3	1	–	–	–	4	–	–
8610	40	58	59	36	58	59	33	47	56	3	9	2	–	2	1	4	–	–
8630	1	–	–	1	–	–	–	–	–	1	–	–	–	–	–	–	–	–
8640	3	1	1	2	1	1	2	1	1	–	–	–	–	–	–	1	–	–
8650	1	2	–	1	2	–	–	2	–	–	–	–	1	–	–	–	–	–
8800	6	2	5	4	2	5	2	1	3	2	1	1	–	–	1	2	–	–
9001	–	1	–	–	1	–	–	–	–	–	–	–	–	1	–	–	–	–
9103	–	–	1	–	–	1	–	–	–	–	–	1	–	–	–	–	–	–
9313	–	–	1	–	–	1	–	–	–	–	–	1	–	–	–	–	–	–
9321	–	1	–	–	1	–	–	1	–	–	–	–	–	–	–	–	–	–
9329	–	1	–	–	1	–	–	–	–	–	1	–	–	–	–	–	–	–
9412	5	1	–	4	1	–	2	–	–	2	1	–	–	–	–	1	–	–
9420	8	–	–	2	–	–	1	–	–	1	–	–	–	–	–	6	–	–
9430	5	4	1	2	4	1	1	2	–	1	2	1	–	–	–	3	–	–
9491	6	–	–	3	–	–	3	–	–	–	–	–	–	–	–	3	–	–
9492	1	–	–	–	–	–	–	–	–	–	–	–	–	–	–	1	–	–
9499	2	–	–	2	–	–	2	–	–	–	–	–	–	–	–	–	–	–
9511	–	–	1	–	–	1	–	–	1	–	–	–	–	–	–	–	–	–
9512	1	1	1	1	1	1	1	1	1	–	–	–	–	–	–	–	–	–
9601	–	–	1	–	–	1	–	–	–	–	–	1	–	–	–	–	–	–
Ignorado	34	274	161	11	2	2	9	2	2	1	–	–	1	–	–	23	272	159

Fonte: DATAPREV, CAT, SUB.
Nota: Os dados são preliminares, estando sujeitos a correções.

Capítulo 7 - Amapá

7.2 - Quantidade de acidentes do trabalho, por situação do registro e motivo, segundo os grupos de idade e sexo, no estado do Amapá - 2013/2015

GRUPOS DE IDADE E SEXO	QUANTIDADE DE ACIDENTES DO TRABALHO																	
	Total			Com CAT Registrada												Sem CAT Registrada		
				Total			Motivo											
							Típico			Trajeto			Doença do Trabalho					
	2013	2014	2015	2013	2014	2015	2013	2014	2015	2013	2014	2015	2013	2014	2015	2013	2014	2015
TOTAL	**1.057**	**796**	**608**	**716**	**491**	**435**	**549**	**344**	**316**	**123**	**131**	**112**	**44**	**16**	**7**	**341**	**305**	**173**
Masculino	**898**	**630**	**454**	**624**	**390**	**330**	**482**	**279**	**245**	**99**	**98**	**80**	**43**	**13**	**5**	**274**	**240**	**124**
Feminino	**159**	**166**	**154**	**92**	**101**	**105**	**67**	**65**	**71**	**24**	**33**	**32**	**1**	**3**	**2**	**67**	**65**	**49**
Ignorado	**–**	**–**	**–**	**–**	**–**	**–**	**–**	**–**	**–**	**–**	**–**	**–**	**–**	**–**	**–**	**–**	**–**	**–**
Até 19 anos	16	15	3	12	11	3	10	7	1	1	3	2	1	1	–	4	4	–
Masculino	16	12	1	12	9	1	10	6	1	1	2	–	1	1	–	4	3	–
Feminino	–	3	2	–	2	2	–	1	–	–	1	2	–	–	–	–	1	–
Ignorado	–	–	–	–	–	–	–	–	–	–	–	–	–	–	–	–	–	–
20 a 24 anos	152	73	67	124	54	51	98	34	33	18	17	18	8	3	–	28	19	16
Masculino	138	63	58	114	47	45	92	32	29	14	13	16	8	2	–	24	16	13
Feminino	14	10	9	10	7	6	6	2	4	4	4	2	–	1	–	4	3	3
Ignorado	–	–	–	–	–	–	–	–	–	–	–	–	–	–	–	–	–	–
25 a 29 anos	208	146	120	156	99	83	116	72	52	33	26	30	7	1	1	52	47	37
Masculino	176	118	93	136	78	65	104	57	42	25	20	22	7	1	1	40	40	28
Feminino	32	28	27	20	21	18	12	15	10	8	6	8	–	–	–	12	7	9
Ignorado	–	–	–	–	–	–	–	–	–	–	–	–	–	–	–	–	–	–
30 a 34 anos	200	174	133	133	108	98	96	71	68	30	33	30	7	4	–	67	66	35
Masculino	168	143	97	113	88	73	81	61	52	25	25	21	7	2	–	55	55	24
Feminino	32	31	36	20	20	25	15	10	16	5	8	9	–	2	–	12	11	11
Ignorado	–	–	–	–	–	–	–	–	–	–	–	–	–	–	–	–	–	–
35 a 39 anos	148	125	87	93	79	67	75	53	55	15	24	11	3	2	1	55	46	20
Masculino	118	95	59	76	59	47	62	40	40	11	17	6	3	2	1	42	36	12
Feminino	30	30	28	17	20	20	13	13	15	4	7	5	–	–	–	13	10	8
Ignorado	–	–	–	–	–	–	–	–	–	–	–	–	–	–	–	–	–	–
40 a 44 anos	114	101	69	74	55	43	53	41	33	14	12	9	7	2	1	40	46	26
Masculino	101	71	48	67	40	30	47	30	25	13	8	5	7	2	–	34	31	18
Feminino	13	30	21	7	15	13	6	11	8	1	4	4	–	–	1	6	15	8
Ignorado	–	–	–	–	–	–	–	–	–	–	–	–	–	–	–	–	–	–
45 a 49 anos	84	70	53	47	36	37	40	29	29	4	6	8	3	1	–	37	34	16
Masculino	71	58	39	40	29	27	35	24	20	3	4	7	2	1	–	31	29	12
Feminino	13	12	14	7	7	10	5	5	9	1	2	1	1	–	–	6	5	4
Ignorado	–	–	–	–	–	–	–	–	–	–	–	–	–	–	–	–	–	–
50 a 54 anos	73	55	40	39	31	23	31	25	19	2	5	2	6	1	2	34	24	17
Masculino	59	39	30	32	27	18	24	22	14	2	4	2	6	1	2	27	12	12
Feminino	14	16	10	7	4	5	7	3	5	–	1	–	–	–	–	7	12	5
Ignorado	–	–	–	–	–	–	–	–	–	–	–	–	–	–	–	–	–	–
55 a 59 anos	40	27	21	26	13	16	19	9	15	5	3	–	2	1	1	14	14	5
Masculino	31	22	17	23	8	13	17	4	12	4	3	–	2	1	1	8	14	4
Feminino	9	5	4	3	5	3	2	5	3	1	–	–	–	–	–	6	–	1
Ignorado	–	–	–	–	–	–	–	–	–	–	–	–	–	–	–	–	–	–
60 a 64 anos	17	9	14	7	4	13	6	3	10	1	1	2	–	–	1	10	5	1
Masculino	16	8	11	7	4	10	6	3	9	1	1	1	–	–	–	9	4	1
Feminino	1	1	3	–	–	3	–	–	1	–	–	1	–	–	1	1	1	–
Ignorado	–	–	–	–	–	–	–	–	–	–	–	–	–	–	–	–	–	–
65 a 69 anos	4	1	1	4	1	1	4	–	1	–	1	–	–	–	–	–	–	–
Masculino	3	1	1	3	1	1	3	–	1	–	1	–	–	–	–	–	–	–
Feminino	1	–	–	1	–	–	1	–	–	–	–	–	–	–	–	–	–	–
Ignorado	–	–	–	–	–	–	–	–	–	–	–	–	–	–	–	–	–	–
70 anos e mais	–	–	–	–	–	–	–	–	–	–	–	–	–	–	–	–	–	–
Masculino	–	–	–	–	–	–	–	–	–	–	–	–	–	–	–	–	–	–
Feminino	–	–	–	–	–	–	–	–	–	–	–	–	–	–	–	–	–	–
Ignorado	–	–	–	–	–	–	–	–	–	–	–	–	–	–	–	–	–	–
Ignorada	1	–	–	1	–	–	1	–	–	–	–	–	–	–	–	–	–	–
Masculino	1	–	–	1	–	–	1	–	–	–	–	–	–	–	–	–	–	–
Feminino	–	–	–	–	–	–	–	–	–	–	–	–	–	–	–	–	–	–
Ignorado	–	–	–	–	–	–	–	–	–	–	–	–	–	–	–	–	–	–

Fonte: DATAPREV, CAT, SUB.
Nota: Os dados são preliminares, estando sujeitos a correções.

Capítulo 7 - Amapá

7.3 - Quantidade mensal de acidentes do trabalho, por situação do registro e motivo, no estado do Amapá - 2013/2015

MESES	QUANTIDADE DE ACIDENTES DO TRABALHO																	
	Total			Com CAT Registrada												Sem CAT Registrada		
				Total			Motivo											
							Típico			Trajeto			Doença do Trabalho					
	2013	2014	2015	2013	2014	2015	2013	2014	2015	2013	2014	2015	2013	2014	2015	2013	2014	2015
TOTAL	**1.057**	**796**	**608**	**716**	**491**	**435**	**549**	**344**	**316**	**123**	**131**	**112**	**44**	**16**	**7**	**341**	**305**	**173**
Janeiro	59	60	51	38	38	32	27	25	28	8	11	2	3	2	2	21	22	19
Fevereiro	69	68	42	44	39	31	33	28	22	6	10	9	5	1	–	25	29	11
Março	100	52	52	76	37	34	66	26	25	8	9	8	2	2	1	24	15	18
Abril	95	66	42	69	41	28	53	29	23	14	12	5	2	–	–	26	25	14
Maio	79	69	28	54	43	23	44	25	19	9	17	3	1	1	1	25	26	5
Junho	109	64	55	78	40	40	56	29	25	18	10	15	4	1	–	31	24	15
Julho	92	72	51	63	41	35	50	34	24	7	7	10	6	–	1	29	31	16
Agosto	105	75	59	70	52	42	54	39	30	10	11	12	6	2	–	35	23	17
Setembro	108	75	56	81	43	38	58	29	27	12	10	10	11	4	1	27	32	18
Outubro	89	78	52	59	47	40	44	32	29	13	14	11	2	1	–	30	31	12
Novembro	72	70	63	44	45	51	34	32	36	9	13	14	1	–	1	28	25	12
Dezembro	80	47	57	40	25	41	30	16	28	9	7	13	1	2	–	40	22	16

Fonte: DATAPREV, CAT, SUB.
Nota: Os dados são preliminares, estando sujeitos a correções.

DISTRIBUIÇÃO DE ACIDENTES DO TRABALHO, POR MOTIVO, NO ESTADO DO AMAPÁ - 2015

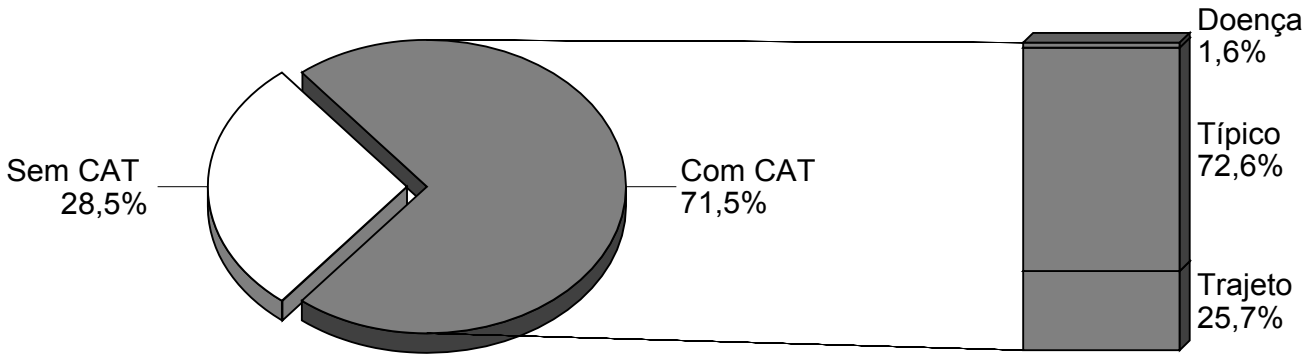

Fonte: DATAPREV, CAT, SUB.

Capítulo 8 - Tocantins

8.1 - Quantidade de acidentes do trabalho, por situação do registro e motivo, segundo a Classificação Nacional de Atividades Econômicas (CNAE), no estado de Tocantins - 2013/2015

(continua)

CNAE	QUANTIDADE DE ACIDENTES DO TRABALHO																	
	Total			Com CAT Registrada												Sem CAT Registrada		
				Total			Motivo											
							Típico			Trajeto			Doença do Trabalho					
	2013	2014	2015	2013	2014	2015	2013	2014	2015	2013	2014	2015	2013	2014	2015	2013	2014	2015
TOTAL	**1.489**	**1.549**	**1.368**	**1.098**	**1.214**	**1.166**	**772**	**880**	**879**	**309**	**308**	**264**	**17**	**26**	**23**	**391**	**335**	**202**
0111	12	19	7	11	17	7	9	14	4	2	2	3	–	1	–	1	2	–
0112	–	10	8	–	–	–	–	–	–	–	–	–	–	–	–	–	10	8
0113	3	–	–	–	–	–	–	–	–	–	–	–	–	–	–	3	–	–
0115	20	18	14	16	18	14	13	15	11	3	3	3	–	–	–	4	–	–
0119	2	3	2	2	3	2	2	2	2	–	1	–	–	–	–	–	–	–
0121	2	3	2	2	–	–	1	–	–	1	–	–	–	–	–	–	3	2
0131	–	–	1	–	–	1	–	–	1	–	–	–	–	–	–	–	–	–
0133	3	–	2	2	–	2	1	–	2	–	–	–	1	–	–	1	–	–
0139	1	1	2	1	–	1	–	–	–	1	–	1	–	–	–	–	1	1
0141	22	27	22	22	27	22	17	16	18	5	10	3	–	1	1	–	–	–
0151	80	56	37	65	56	37	46	44	33	19	11	3	–	1	1	15	–	–
0152	–	–	1	–	–	1	–	–	–	–	–	–	–	–	1	–	–	–
0155	6	6	9	5	6	9	4	6	8	1	–	–	–	–	1	1	–	–
0161	8	4	8	6	4	8	4	2	6	2	2	2	–	–	–	2	–	–
0162	5	3	1	5	3	1	4	3	1	1	–	–	–	–	–	–	–	–
0163	2	–	–	2	–	–	–	–	–	1	–	–	1	–	–	–	–	–
0210	3	6	4	1	6	4	–	6	4	1	–	–	–	–	–	2	–	–
0220	1	3	2	1	3	2	1	3	2	–	–	–	–	–	–	–	–	–
0230	21	6	–	17	6	–	15	5	–	2	1	–	–	–	–	4	–	–
0322	3	–	–	3	–	–	1	–	–	2	–	–	–	–	–	–	–	–
0710	2	–	1	2	–	1	2	–	–	–	–	1	–	–	–	–	–	–
0724	1	1	–	1	1	–	1	–	–	–	1	–	–	–	–	–	–	–
0810	16	14	10	14	14	10	10	11	9	4	3	1	–	–	–	2	–	–
0891	2	1	–	2	1	–	2	1	–	–	–	–	–	–	–	–	–	–
0893	–	2	–	–	2	–	–	1	–	–	1	–	–	–	–	–	–	–
0899	1	–	–	1	–	–	1	–	–	–	–	–	–	–	–	–	–	–
1011	78	81	81	71	81	81	65	68	74	6	13	6	–	–	1	7	–	–
1012	16	8	26	13	8	25	9	7	25	4	–	–	–	1	–	3	–	1
1013	4	1	3	4	1	3	4	1	3	–	–	–	–	–	–	–	–	–
1020	1	2	–	1	2	–	1	1	–	–	1	–	–	–	–	–	–	–
1041	–	–	1	–	–	1	–	–	1	–	–	–	–	–	–	–	–	–
1051	1	1	–	1	1	–	1	1	–	–	–	–	–	–	–	–	–	–
1052	2	8	4	–	8	4	–	5	4	–	3	–	–	–	–	2	–	–
1053	1	–	1	–	–	1	–	–	1	–	–	–	–	–	–	1	–	–
1061	5	13	19	5	13	19	4	10	19	1	3	–	–	–	–	–	–	–
1064	–	1	–	–	1	–	–	1	–	–	–	–	–	–	–	–	–	–
1066	2	8	7	2	8	7	2	4	5	–	4	2	–	–	–	–	–	–
1069	–	2	–	–	2	–	–	1	–	–	1	–	–	–	–	–	–	–
1091	4	3	8	4	3	8	1	3	6	2	–	2	1	–	–	–	–	–
1099	4	5	1	4	5	1	4	5	1	–	–	–	–	–	–	–	–	–
1113	1	4	1	1	–	–	–	–	–	1	–	–	–	–	–	–	4	1
1121	–	1	1	–	–	1	–	–	1	–	–	–	–	–	–	–	1	–
1122	–	–	1	–	–	1	–	–	1	–	–	–	–	–	–	–	–	–
1210	1	–	–	1	–	–	1	–	–	–	–	–	–	–	–	–	–	–
1220	–	1	–	–	–	–	–	–	–	–	–	–	–	–	–	–	1	–
1353	–	–	1	–	–	1	–	–	1	–	–	–	–	–	–	–	–	–
1411	1	1	–	1	1	–	1	–	–	–	1	–	–	–	–	–	–	–
1412	6	–	–	1	–	–	1	–	–	–	–	–	–	–	–	5	–	–
1414	–	–	1	–	–	1	–	–	–	–	–	1	–	–	–	–	–	–
1510	7	13	3	5	13	3	4	10	3	1	3	–	–	–	–	2	–	–
1521	1	–	–	1	–	–	1	–	–	–	–	–	–	–	–	–	–	–
1531	1	–	–	–	–	–	–	–	–	–	–	–	–	–	–	1	–	–
1610	5	5	–	4	1	–	2	1	–	1	–	–	1	–	–	1	4	–
1731	1	–	1	1	–	–	1	–	–	–	–	–	–	–	–	–	–	1
1813	–	–	3	–	–	3	–	–	1	–	–	2	–	–	–	–	–	–
1822	–	1	–	–	1	–	–	–	–	–	1	–	–	–	–	–	–	–
1931	19	17	16	19	17	16	18	16	15	1	1	1	–	–	–	–	–	–
1932	2	5	18	2	5	18	2	5	18	–	–	–	–	–	–	–	–	–
2013	11	17	1	11	17	1	11	15	1	–	2	–	–	–	–	–	–	–
2071	10	12	9	9	12	9	7	11	9	2	1	–	–	–	–	1	–	–
2092	3	2	3	2	2	3	2	–	2	–	2	1	–	–	–	1	–	–
2122	1	–	–	1	–	–	1	–	–	–	–	–	–	–	–	–	–	–
2212	1	4	4	1	4	4	–	4	4	1	–	–	–	–	–	–	–	–
2219	–	3	1	–	–	–	–	–	–	–	–	–	–	–	–	–	3	1
2222	1	2	2	1	2	2	1	1	2	–	1	–	–	–	–	–	–	–
2229	–	–	1	–	–	1	–	–	–	–	–	1	–	–	–	–	–	–
2311	2	3	2	1	3	2	1	3	2	–	–	–	–	–	–	1	–	–
2320	5	2	3	5	2	3	5	2	2	–	–	1	–	–	–	–	–	–
2330	12	8	9	9	8	9	7	4	7	2	4	2	–	–	–	3	–	–
2341	4	2	2	3	2	2	2	2	1	1	–	1	–	–	–	1	–	–
2342	26	15	9	18	15	9	12	11	6	6	4	3	–	–	–	8	–	–
2349	2	–	–	1	–	–	1	–	–	–	–	–	–	–	–	1	–	–
2391	–	1	1	–	1	1	–	1	1	–	–	–	–	–	–	–	–	–
2452	–	1	–	–	–	–	–	–	–	–	–	–	–	–	–	–	1	–
2511	6	5	2	5	5	2	3	3	2	2	2	–	–	–	–	1	–	–

Capítulo 8 - Tocantins

8.1 - Quantidade de acidentes do trabalho, por situação do registro e motivo, segundo a Classificação Nacional de Atividades Econômicas (CNAE), no estado de Tocantins - 2013/2015

(continuação)

CNAE	QUANTIDADE DE ACIDENTES DO TRABALHO																	
	Total			Com CAT Registrada												Sem CAT Registrada		
				Total			Motivo											
							Típico			Trajeto			Doença do Trabalho					
	2013	2014	2015	2013	2014	2015	2013	2014	2015	2013	2014	2015	2013	2014	2015	2013	2014	2015
2512	2	1	–	1	1	–	1	1	–	–	–	–	–	–	–	1	–	–
2513	–	–	1	–	–	1	–	–	1	–	–	–	–	–	–	–	–	–
2521	1	3	–	1	3	–	1	3	–	–	–	–	–	–	–	–	–	–
2539	–	–	1	–	–	1	–	–	1	–	–	–	–	–	–	–	–	–
2599	–	1	1	–	1	1	–	1	–	–	–	1	–	–	–	–	–	–
2731	1	–	–	–	–	–	–	–	–	–	–	–	–	–	–	1	–	–
2790	–	–	3	–	–	3	–	–	3	–	–	–	–	–	–	–	–	–
2811	–	2	–	–	–	–	–	–	–	–	–	–	–	–	–	–	2	–
2812	–	–	1	–	–	1	–	–	1	–	–	–	–	–	–	–	–	–
2829	1	–	4	1	–	4	–	–	–	1	–	4	–	–	–	–	–	–
2869	–	2	–	–	2	–	–	1	–	–	1	–	–	–	–	–	–	–
2930	–	4	–	–	4	–	–	3	–	–	1	–	–	–	–	–	–	–
2950	1	2	–	–	2	–	–	2	–	–	–	–	–	–	–	1	–	–
3011	1	2	–	1	2	–	1	1	–	–	1	–	–	–	–	–	–	–
3101	3	–	2	1	–	2	–	–	1	1	–	1	–	–	–	2	–	–
3211	1	1	1	–	1	1	–	–	1	–	1	–	–	–	–	1	–	–
3230	–	2	2	–	–	–	–	–	–	–	–	–	–	–	–	–	2	2
3250	2	1	1	–	1	1	–	–	–	–	1	1	–	–	–	2	–	–
3299	2	–	–	2	–	–	2	–	–	–	–	–	–	–	–	–	–	–
3314	1	8	8	1	8	8	1	8	8	–	–	–	–	–	–	–	–	–
3321	–	–	4	–	–	4	–	–	4	–	–	–	–	–	–	–	–	–
3329	1	–	–	1	–	–	–	–	–	1	–	–	–	–	–	–	–	–
3511	3	5	1	3	5	1	3	5	–	–	–	1	–	–	–	–	–	–
3512	–	5	2	–	5	2	–	4	1	–	1	1	–	–	–	–	–	–
3514	19	25	58	18	25	58	9	22	45	9	3	13	–	–	–	1	–	–
3600	19	3	14	14	3	14	12	–	12	2	3	2	–	–	–	5	–	–
3811	12	2	6	6	2	6	6	1	4	–	1	2	–	–	–	6	–	–
3822	–	–	1	–	–	1	–	–	1	–	–	–	–	–	–	–	–	–
3832	1	–	–	1	–	–	1	–	–	–	–	–	–	–	–	–	–	–
3839	–	1	4	–	1	4	–	1	1	–	–	3	–	–	–	–	–	–
4110	14	7	13	12	7	13	7	4	9	5	3	4	–	–	–	2	–	–
4120	95	87	59	53	87	59	34	75	44	18	11	13	1	1	2	42	–	–
4211	20	15	14	17	15	14	13	13	12	3	2	2	1	–	–	3	–	–
4212	4	2	–	3	2	–	2	1	–	1	1	–	–	–	–	1	–	–
4221	24	42	51	18	38	49	15	32	44	3	6	4	–	–	1	6	4	2
4222	4	–	3	4	–	3	2	–	2	2	–	1	–	–	–	–	–	–
4292	5	3	3	3	3	3	2	3	3	1	–	–	–	–	–	2	–	–
4299	4	4	2	4	4	2	3	3	1	1	–	1	–	1	–	–	–	–
4312	–	2	–	–	2	–	–	–	–	–	2	–	–	–	–	–	–	–
4313	2	4	4	1	4	4	1	4	4	–	–	–	–	–	–	1	–	–
4321	25	18	14	23	18	14	20	12	14	3	5	–	–	1	–	2	–	–
4322	1	–	2	1	–	2	–	–	1	1	–	1	–	–	–	–	–	–
4329	1	3	–	1	3	–	1	3	–	–	–	–	–	–	–	–	–	–
4330	1	3	–	1	3	–	–	3	–	1	–	–	–	–	–	–	–	–
4391	–	2	–	–	2	–	–	–	–	–	2	–	–	–	–	–	–	–
4399	2	3	1	–	3	1	–	1	1	–	2	–	–	–	–	2	–	–
4511	9	13	6	7	13	6	4	7	4	3	6	2	–	–	–	2	–	–
4520	4	3	4	–	3	4	–	2	3	–	1	1	–	–	–	4	–	–
4530	12	12	9	9	12	9	5	5	7	4	7	2	–	–	–	3	–	–
4541	4	3	4	3	2	4	–	1	–	3	1	4	–	–	–	1	1	–
4543	–	1	1	–	1	1	–	–	–	–	1	1	–	–	–	–	–	–
4622	1	2	1	1	2	1	1	–	1	–	2	–	–	–	–	–	–	–
4623	2	1	–	2	1	–	1	1	–	1	–	–	–	–	–	–	–	–
4631	–	2	1	–	2	1	–	–	–	–	2	1	–	–	–	–	–	–
4632	2	1	–	2	1	–	–	–	–	2	1	–	–	–	–	–	–	–
4633	1	3	–	1	3	–	1	1	–	–	2	–	–	–	–	–	–	–
4634	1	2	2	–	2	2	–	1	–	–	1	2	–	–	–	1	–	–
4635	19	15	13	16	15	13	11	10	6	5	5	7	–	–	–	3	–	–
4637	4	3	1	3	3	1	1	–	1	2	3	–	–	–	–	1	–	–
4639	9	22	3	5	22	3	2	18	1	3	4	2	–	–	–	4	–	–
4641	–	1	–	–	1	–	–	–	–	–	1	–	–	–	–	–	–	–
4642	1	1	–	–	1	–	–	1	–	–	–	–	–	–	–	1	–	–
4644	3	–	3	3	–	3	–	–	–	3	–	3	–	–	–	–	–	–
4645	1	–	–	1	–	–	–	–	–	1	–	–	–	–	–	–	–	–
4646	1	–	–	1	–	–	–	–	–	1	–	–	–	–	–	–	–	–
4647	1	1	–	–	1	–	–	1	–	–	–	–	–	–	–	1	–	–
4649	4	4	3	4	4	3	4	1	2	–	3	1	–	–	–	–	–	–
4651	–	1	–	–	1	–	–	–	–	–	1	–	–	–	–	–	–	–
4661	–	3	–	–	3	–	–	2	–	–	1	–	–	–	–	–	–	–
4671	2	–	1	–	–	1	–	–	1	–	–	–	–	–	–	2	–	–
4672	4	–	3	4	–	3	2	–	1	2	–	2	–	–	–	–	–	–
4674	1	–	–	1	–	–	1	–	–	–	–	–	–	–	–	–	–	–
4679	6	2	3	6	2	3	2	1	2	4	1	1	–	–	–	–	–	–
4681	2	–	1	2	–	1	–	–	1	2	–	–	–	–	–	–	–	–
4682	1	2	3	1	2	3	1	1	3	–	1	–	–	–	–	–	–	–
4683	3	–	1	1	–	1	1	–	1	–	–	–	–	–	–	2	–	–
4686	1	–	–	1	–	–	1	–	–	–	–	–	–	–	–	–	–	–

Capítulo 8 - Tocantins

8.1 - Quantidade de acidentes do trabalho, por situação do registro e motivo, segundo a Classificação Nacional de Atividades Econômicas (CNAE), no estado de Tocantins - 2013/2015

(continuação)

CNAE	QUANTIDADE DE ACIDENTES DO TRABALHO																	
	Total			Com CAT Registrada												Sem CAT Registrada		
				Total			Motivo											
							Típico			Trajeto			Doença do Trabalho					
	2013	2014	2015	2013	2014	2015	2013	2014	2015	2013	2014	2015	2013	2014	2015	2013	2014	2015
4691	2	–	2	2	–	2	2	–	2	–	–	–	–	–	–	–	–	–
4693	1	1	–	1	1	–	1	1	–	–	–	–	–	–	–	–	–	–
4711	32	28	20	20	28	20	9	21	12	10	7	7	1	–	1	12	–	–
4712	2	1	3	1	1	3	1	1	2	–	–	–	–	–	1	1	–	–
4713	5	1	2	5	1	2	2	–	2	3	1	–	–	–	–	–	–	–
4721	–	2	1	–	2	1	–	–	–	–	2	1	–	–	–	–	–	–
4722	2	–	–	2	–	–	2	–	–	–	–	–	–	–	–	–	–	–
4723	1	3	2	1	3	2	–	2	1	1	1	1	–	–	–	–	–	–
4724	1	1	–	1	1	–	–	–	–	1	1	–	–	–	–	–	–	–
4729	3	1	3	2	1	3	1	1	2	1	–	1	–	–	–	1	–	–
4731	16	15	13	13	15	13	5	4	6	8	9	7	–	2	–	3	–	–
4741	1	1	1	1	1	1	–	1	–	1	–	1	–	–	–	–	–	–
4742	2	2	4	2	2	4	2	1	2	–	1	2	–	–	–	–	–	–
4743	2	–	2	1	–	2	–	–	1	1	–	1	–	–	–	1	–	–
4744	15	13	5	11	13	5	4	7	3	7	5	1	–	1	1	4	–	–
4751	2	–	3	2	–	3	1	–	–	1	–	3	–	–	–	–	–	–
4752	1	1	–	–	1	–	–	–	–	–	1	–	–	–	–	1	–	–
4753	5	5	2	5	5	2	2	–	1	3	5	1	–	–	–	–	–	–
4754	11	2	4	6	2	4	3	1	4	3	–	–	–	1	–	5	–	–
4755	2	5	3	1	5	3	–	1	–	1	4	3	–	–	–	1	–	–
4757	4	–	1	4	–	1	–	–	1	4	–	–	–	–	–	–	–	–
4759	1	–	1	1	–	1	–	–	1	1	–	–	–	–	–	–	–	–
4761	–	1	–	–	1	–	–	1	–	–	–	–	–	–	–	–	–	–
4771	5	3	4	4	3	4	–	1	2	4	1	1	–	1	1	1	–	–
4772	–	–	2	–	–	2	–	–	2	–	–	–	–	–	–	–	–	–
4774	–	–	1	–	–	1	–	–	–	–	–	1	–	–	–	–	–	–
4781	3	6	1	2	6	1	–	1	–	–	5	1	2	–	–	1	–	–
4782	1	1	1	1	1	1	–	–	–	1	1	1	–	–	–	–	–	–
4784	6	3	–	3	3	–	2	1	–	1	2	–	–	–	–	3	–	–
4789	7	5	8	6	5	8	3	5	6	3	–	2	–	–	–	1	–	–
4911	3	2	3	3	2	3	3	2	3	–	–	–	–	–	–	–	–	–
4921	4	1	2	–	1	2	–	1	2	–	–	–	–	–	–	4	–	–
4922	4	6	1	3	6	1	3	5	1	–	1	–	–	–	–	1	–	–
4923	–	1	–	–	1	–	–	1	–	–	–	–	–	–	–	–	–	–
4929	2	3	2	–	3	2	–	–	2	–	3	–	–	–	–	2	–	–
4930	43	39	40	36	39	40	30	26	26	6	11	14	–	2	–	7	–	–
5030	1	–	1	–	–	–	–	–	–	–	–	–	–	–	–	1	–	1
5111	4	4	5	4	2	3	2	1	–	2	1	3	–	–	–	–	2	2
5211	4	5	2	4	5	2	4	4	1	–	1	1	–	–	–	–	–	–
5212	1	2	1	1	1	–	1	1	–	–	–	–	–	–	–	–	1	1
5223	1	–	–	1	–	–	–	–	–	1	–	–	–	–	–	–	–	–
5229	1	1	–	1	1	–	1	1	–	–	–	–	–	–	–	–	–	–
5232	–	–	1	–	–	–	–	–	–	–	–	–	–	–	–	–	–	1
5240	1	5	3	1	5	3	–	3	2	1	2	1	–	–	–	–	–	–
5310	69	47	49	60	47	49	57	45	43	1	2	5	2	–	1	9	–	–
5320	1	2	4	1	2	4	–	1	3	1	–	1	–	1	–	–	–	–
5510	5	9	2	3	9	2	1	4	–	2	3	2	–	2	–	2	–	–
5611	19	10	12	14	10	12	6	4	5	7	6	6	1	–	1	5	–	–
5620	–	–	2	–	–	2	–	–	–	–	–	1	–	–	1	–	–	–
5811	–	1	–	–	1	–	–	–	–	–	1	–	–	–	–	–	–	–
5822	–	2	–	–	2	–	–	1	–	–	1	–	–	–	–	–	–	–
5829	1	–	–	1	–	–	1	–	–	–	–	–	–	–	–	–	–	–
5911	–	–	1	–	–	1	–	–	1	–	–	–	–	–	–	–	–	–
6010	1	–	1	–	–	–	–	–	–	–	–	–	–	–	–	1	–	1
6021	1	–	2	1	–	2	–	–	–	1	–	2	–	–	–	–	–	–
6110	3	–	3	3	–	3	2	–	2	1	–	1	–	–	–	–	–	–
6120	–	1	2	–	1	2	–	–	1	–	1	1	–	–	–	–	–	–
6204	1	–	1	1	–	1	–	–	–	1	–	–	–	–	1	–	–	–
6209	2	3	1	1	3	1	–	2	–	1	1	1	–	–	–	1	–	–
6311	–	1	–	–	1	–	–	1	–	–	–	–	–	–	–	–	–	–
6421	9	1	–	5	1	–	5	–	–	–	1	–	–	–	–	4	–	–
6422	6	10	5	5	10	5	1	5	2	2	2	–	2	3	3	1	–	–
6462	–	3	1	–	3	1	–	–	1	–	3	–	–	–	–	–	–	–
6493	–	–	1	–	–	1	–	–	–	–	–	1	–	–	–	–	–	–
6550	–	2	1	–	2	1	–	–	1	–	2	–	–	–	–	–	–	–
6810	1	1	1	1	1	1	1	1	1	–	–	–	–	–	–	–	–	–
6821	1	1	–	1	1	–	1	1	–	–	–	–	–	–	–	–	–	–
6822	–	1	1	–	1	1	–	1	1	–	–	–	–	–	–	–	–	–
6911	1	–	–	1	–	–	1	–	–	–	–	–	–	–	–	–	–	–
6920	4	1	3	4	1	3	–	1	1	4	–	2	–	–	–	–	–	–
7020	3	1	3	2	1	3	1	–	3	1	1	–	–	–	–	1	–	–
7112	4	6	3	2	6	3	1	5	2	1	1	1	–	–	–	2	–	–
7119	3	2	1	1	2	1	–	1	1	1	1	–	–	–	–	2	–	–
7210	1	5	5	1	4	5	1	4	5	–	–	–	–	–	–	–	1	–
7319	2	–	–	2	–	–	1	–	–	1	–	–	–	–	–	–	–	–
7420	–	–	1	–	–	1	–	–	1	–	–	–	–	–	–	–	–	–
7490	1	2	7	1	2	7	1	2	6	–	–	1	–	–	–	–	–	–

Capítulo 8 - Tocantins

8.1 - Quantidade de acidentes do trabalho, por situação do registro e motivo, segundo a Classificação Nacional de Atividades Econômicas (CNAE), no estado de Tocantins - 2013/2015

(conclusão)

CNAE	QUANTIDADE DE ACIDENTES DO TRABALHO																	
	Total			Com CAT Registrada												Sem CAT Registrada		
				Total			Motivo											
							Típico			Trajeto			Doença do Trabalho					
	2013	2014	2015	2013	2014	2015	2013	2014	2015	2013	2014	2015	2013	2014	2015	2013	2014	2015
7500	–	–	1	–	–	1	–	–	1	–	–	–	–	–	–	–	–	–
7711	3	1	2	3	1	2	1	1	–	2	–	2	–	–	–	–	–	–
7719	2	–	–	2	–	–	2	–	–	–	–	–	–	–	–	–	–	–
7722	1	–	–	–	–	–	–	–	–	–	–	–	–	–	–	1	–	–
7731	–	1	1	–	1	1	–	1	–	–	–	1	–	–	–	–	–	–
7732	3	–	1	2	–	1	1	–	–	1	–	1	–	–	–	1	–	–
7739	1	–	2	1	–	2	1	–	1	–	–	1	–	–	–	–	–	–
7810	1	1	–	1	1	–	1	1	–	–	–	–	–	–	–	–	–	–
7820	–	1	–	–	1	–	–	–	–	–	1	–	–	–	–	–	–	–
7830	1	–	–	1	–	–	1	–	–	–	–	–	–	–	–	–	–	–
7911	–	1	–	–	1	–	–	–	–	–	1	–	–	–	–	–	–	–
8011	11	4	3	9	4	3	1	1	–	8	3	3	–	–	–	2	–	–
8012	4	1	1	3	1	1	1	1	–	2	–	1	–	–	–	1	–	–
8020	1	–	6	–	–	6	–	–	1	–	–	5	–	–	–	1	–	–
8030	–	1	–	–	–	–	–	–	–	–	–	–	–	–	–	–	1	–
8112	4	–	1	2	–	1	–	–	1	1	–	–	1	–	–	2	–	–
8121	6	8	5	5	8	5	3	2	1	2	6	2	–	–	2	1	–	–
8122	–	1	–	–	1	–	–	1	–	–	–	–	–	–	–	–	–	–
8129	4	–	2	3	–	2	3	–	–	–	–	2	–	–	–	1	–	–
8130	–	3	–	–	–	–	–	–	–	–	–	–	–	–	–	–	3	–
8211	7	1	–	4	1	–	3	1	–	1	–	–	–	–	–	3	–	–
8220	–	–	7	–	–	7	–	–	1	–	–	6	–	–	–	–	–	–
8291	2	–	–	–	–	–	–	–	–	–	–	–	–	–	–	2	–	–
8299	4	–	1	4	–	1	4	–	–	–	–	1	–	–	–	–	–	–
8411	54	8	9	13	8	9	6	5	8	6	3	1	1	–	–	41	–	–
8412	2	–	–	1	–	–	–	–	–	1	–	–	–	–	–	1	–	–
8424	2	–	–	–	–	–	–	–	–	–	–	–	–	–	–	2	–	–
8511	1	5	3	1	–	–	1	–	–	–	–	–	–	–	–	–	5	3
8512	2	1	–	2	1	–	–	–	–	2	–	–	–	1	–	–	–	–
8513	5	2	6	5	2	6	5	2	5	–	–	1	–	–	–	–	–	–
8520	15	11	15	14	11	15	14	11	15	–	–	–	–	–	–	1	–	–
8531	–	–	1	–	–	1	–	–	–	–	–	1	–	–	–	–	–	–
8532	5	2	8	4	2	8	1	2	4	3	–	4	–	–	–	1	–	–
8541	1	2	1	1	2	1	–	–	1	1	2	–	–	–	–	–	–	–
8599	15	26	9	15	26	9	12	16	5	3	9	4	–	1	–	–	–	–
8610	39	45	74	38	45	74	34	39	61	4	4	13	–	2	–	1	–	–
8630	3	3	2	3	3	2	2	2	1	1	1	1	–	–	–	–	–	–
8640	12	15	12	11	15	12	9	10	10	2	5	2	–	–	–	1	–	–
8650	–	1	–	–	1	–	–	1	–	–	–	–	–	–	–	–	–	–
8690	1	–	–	1	–	–	–	–	–	1	–	–	–	–	–	–	–	–
8800	3	1	2	3	1	2	1	–	2	2	1	–	–	–	–	–	–	–
9001	–	1	–	–	1	–	–	1	–	–	–	–	–	–	–	–	–	–
9312	1	–	–	1	–	–	1	–	–	–	–	–	–	–	–	–	–	–
9313	1	–	–	–	–	–	–	–	–	–	–	–	–	–	–	1	–	–
9329	–	1	–	–	1	–	–	–	–	–	1	–	–	–	–	–	–	–
9412	1	–	–	1	–	–	–	–	–	1	–	–	–	–	–	–	–	–
9420	–	2	1	–	2	1	–	2	–	–	–	–	–	–	1	–	–	–
9430	2	1	2	1	1	2	1	1	–	–	–	2	–	–	–	1	–	–
9499	–	1	1	–	1	1	–	–	–	–	1	1	–	–	–	–	–	–
9511	2	1	1	2	1	1	1	–	1	1	1	–	–	–	–	–	–	–
9521	–	2	–	–	2	–	–	1	–	–	1	–	–	–	–	–	–	–
9529	–	–	2	–	–	2	–	–	2	–	–	–	–	–	–	–	–	–
9602	1	1	–	1	1	–	–	–	–	1	1	–	–	–	–	–	–	–
9603	1	1	–	1	1	–	–	–	–	1	–	–	–	1	–	–	–	–
9609	–	1	–	–	1	–	–	–	–	–	1	–	–	–	–	–	–	–
Ignorado	89	305	200	21	22	26	13	19	19	7	2	6	1	1	1	68	283	174

Fonte: DATAPREV, CAT, SUB.
Nota: Os dados são preliminares, estando sujeitos a correções.

Capítulo 8 - Tocantins

8.2 - Quantidade de acidentes do trabalho, por situação do registro e motivo, segundo os grupos de idade e sexo, no estado de Tocantins - 2013/2015

GRUPOS DE IDADE E SEXO	QUANTIDADE DE ACIDENTES DO TRABALHO																	
	Total			Com CAT Registrada												Sem CAT Registrada		
				Total			Motivo											
							Típico			Trajeto			Doença do Trabalho					
	2013	2014	2015	2013	2014	2015	2013	2014	2015	2013	2014	2015	2013	2014	2015	2013	2014	2015
TOTAL	**1.489**	**1.549**	**1.368**	**1.098**	**1.214**	**1.166**	**772**	**880**	**879**	**309**	**308**	**264**	**17**	**26**	**23**	**391**	**335**	**202**
Masculino	**1.199**	**1.260**	**1.099**	**887**	**1.013**	**932**	**650**	**770**	**734**	**231**	**231**	**187**	**6**	**12**	**11**	**312**	**247**	**167**
Feminino	**290**	**288**	**269**	**211**	**200**	**234**	**122**	**109**	**145**	**78**	**77**	**77**	**11**	**14**	**12**	**79**	**88**	**35**
Ignorado	**–**	**1**	**–**	**–**	**1**	**–**	**–**	**1**	**–**	**–**	**–**	**–**	**–**	**–**	**–**	**–**	**–**	**–**
Até 19 anos	31	60	32	22	47	30	12	27	18	10	20	12	–	–	–	9	13	2
Masculino	25	50	26	18	42	24	12	26	16	6	16	8	–	–	–	7	8	2
Feminino	6	10	6	4	5	6	–	1	2	4	4	4	–	–	–	2	5	–
Ignorado	–	–	–	–	–	–	–	–	–	–	–	–	–	–	–	–	–	–
20 a 24 anos	238	235	236	180	193	207	121	141	155	57	50	51	2	2	1	58	42	29
Masculino	205	197	199	151	164	174	102	128	138	48	35	35	1	1	1	54	33	25
Feminino	33	38	37	29	29	33	19	13	17	9	15	16	1	1	–	4	9	4
Ignorado	–	–	–	–	–	–	–	–	–	–	–	–	–	–	–	–	–	–
25 a 29 anos	261	311	249	204	255	210	141	176	160	59	74	46	4	5	4	57	56	39
Masculino	209	256	196	163	215	167	122	156	131	40	56	33	1	3	3	46	41	29
Feminino	52	54	53	41	39	43	19	19	29	19	18	13	3	2	1	11	15	10
Ignorado	–	1	–	–	1	–	–	1	–	–	–	–	–	–	–	–	–	–
30 a 34 anos	277	277	257	222	223	222	154	172	180	66	46	38	2	5	4	55	54	35
Masculino	222	217	203	177	174	176	127	146	147	49	27	27	1	1	2	45	43	27
Feminino	55	60	54	45	49	46	27	26	33	17	19	11	1	4	2	10	11	8
Ignorado	–	–	–	–	–	–	–	–	–	–	–	–	–	–	–	–	–	–
35 a 39 anos	227	212	232	166	164	201	114	118	146	49	40	52	3	6	3	61	48	31
Masculino	175	174	179	129	136	152	93	102	111	35	32	38	1	2	3	46	38	27
Feminino	52	38	53	37	28	49	21	16	35	14	8	14	2	4	–	15	10	4
Ignorado	–	–	–	–	–	–	–	–	–	–	–	–	–	–	–	–	–	–
40 a 44 anos	140	154	141	103	112	120	83	79	90	18	28	25	2	5	5	37	42	21
Masculino	103	117	116	75	86	97	66	61	78	9	21	18	–	4	1	28	31	19
Feminino	37	37	25	28	26	23	17	18	12	9	7	7	2	1	4	9	11	2
Ignorado	–	–	–	–	–	–	–	–	–	–	–	–	–	–	–	–	–	–
45 a 49 anos	145	117	91	97	88	74	72	70	54	23	17	17	2	1	3	48	29	17
Masculino	116	93	72	82	75	56	62	61	45	19	13	11	1	1	–	34	18	16
Feminino	29	24	19	15	13	18	10	9	9	4	4	6	1	–	3	14	11	1
Ignorado	–	–	–	–	–	–	–	–	–	–	–	–	–	–	–	–	–	–
50 a 54 anos	75	102	63	43	79	51	35	60	38	6	17	10	2	2	3	32	23	12
Masculino	58	84	50	35	71	40	29	55	33	5	16	6	1	–	1	23	13	10
Feminino	17	18	13	8	8	11	6	5	5	1	1	4	1	2	2	9	10	2
Ignorado	–	–	–	–	–	–	–	–	–	–	–	–	–	–	–	–	–	–
55 a 59 anos	62	52	46	42	33	32	28	24	21	14	9	11	–	–	–	20	19	14
Masculino	57	46	39	40	31	29	27	23	20	13	8	9	–	–	–	17	15	10
Feminino	5	6	7	2	2	3	1	1	1	1	1	2	–	–	–	3	4	4
Ignorado	–	–	–	–	–	–	–	–	–	–	–	–	–	–	–	–	–	–
60 a 64 anos	27	21	15	16	14	13	10	10	12	6	4	1	–	–	–	11	7	2
Masculino	24	18	13	15	13	11	9	9	10	6	4	1	–	–	–	9	5	2
Feminino	3	3	2	1	1	2	1	1	2	–	–	–	–	–	–	2	2	–
Ignorado	–	–	–	–	–	–	–	–	–	–	–	–	–	–	–	–	–	–
65 a 69 anos	5	8	4	3	6	4	2	3	4	1	3	–	–	–	–	2	2	–
Masculino	4	8	4	2	6	4	1	3	4	1	3	–	–	–	–	2	2	–
Feminino	1	–	–	1	–	–	1	–	–	–	–	–	–	–	–	–	–	–
Ignorado	–	–	–	–	–	–	–	–	–	–	–	–	–	–	–	–	–	–
70 anos e mais	1	–	2	–	–	2	–	–	1	–	–	1	–	–	–	1	–	–
Masculino	1	–	2	–	–	2	–	–	1	–	–	1	–	–	–	1	–	–
Feminino	–	–	–	–	–	–	–	–	–	–	–	–	–	–	–	–	–	–
Ignorado	–	–	–	–	–	–	–	–	–	–	–	–	–	–	–	–	–	–
Ignorada	–	–	–	–	–	–	–	–	–	–	–	–	–	–	–	–	–	–
Masculino	–	–	–	–	–	–	–	–	–	–	–	–	–	–	–	–	–	–
Feminino	–	–	–	–	–	–	–	–	–	–	–	–	–	–	–	–	–	–
Ignorado	–	–	–	–	–	–	–	–	–	–	–	–	–	–	–	–	–	–

Fonte: DATAPREV, CAT, SUB.
Nota: Os dados são preliminares, estando sujeitos a correções.

Capítulo 8 - Tocantins

8.3 - Quantidade mensal de acidentes do trabalho, por situação do registro e motivo, no estado de Tocantins - 2013/2015

MESES	QUANTIDADE DE ACIDENTES DO TRABALHO																	
	Total			Com CAT Registrada												Sem CAT Registrada		
				Total			Motivo											
							Típico			Trajeto			Doença do Trabalho					
	2013	2014	2015	2013	2014	2015	2013	2014	2015	2013	2014	2015	2013	2014	2015	2013	2014	2015
TOTAL	**1.489**	**1.549**	**1.368**	**1.098**	**1.214**	**1.166**	**772**	**880**	**879**	**309**	**308**	**264**	**17**	**26**	**23**	**391**	**335**	**202**
Janeiro	133	107	115	93	88	96	71	62	70	19	24	24	3	2	2	40	19	19
Fevereiro	106	135	78	77	106	63	54	80	45	23	25	17	–	1	1	29	29	15
Março	103	115	117	79	94	101	57	83	80	22	10	18	–	1	3	24	21	16
Abril	117	105	105	90	80	94	63	48	71	26	28	21	1	4	2	27	25	11
Maio	142	143	144	106	117	113	76	88	88	27	25	24	3	4	1	36	26	31
Junho	138	124	94	97	95	74	63	66	52	32	23	21	2	6	1	41	29	20
Julho	123	131	133	93	95	108	66	68	76	24	25	30	3	2	2	30	36	25
Agosto	133	146	142	95	107	119	66	82	88	27	24	29	2	1	2	38	39	23
Setembro	133	148	118	99	114	104	66	80	83	33	32	20	–	2	1	34	34	14
Outubro	134	148	110	99	110	95	65	77	74	31	33	19	3	–	2	35	38	15
Novembro	131	140	116	97	114	108	76	77	83	21	34	23	–	3	2	34	26	8
Dezembro	96	107	96	73	94	91	49	69	69	24	25	18	–	–	4	23	13	5

Fonte: DATAPREV, CAT, SUB.
Nota: Os dados são preliminares, estando sujeitos a correções.

DISTRIBUIÇÃO DE ACIDENTES DO TRABALHO, POR MOTIVO, NO ESTADO DE TOCANTINS - 2015

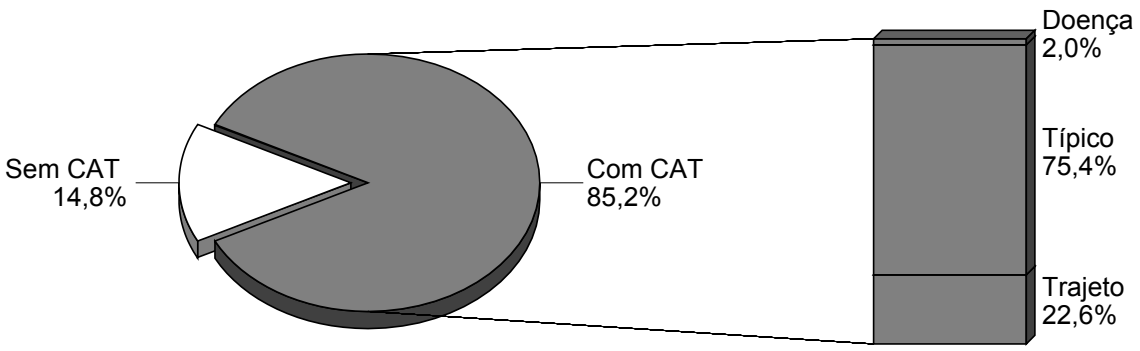

Fonte: DATAPREV, CAT, SUB.

Capítulo 9 - Maranhão

9.1 - Quantidade de acidentes do trabalho, por situação do registro e motivo, segundo a Classificação Nacional de Atividades Econômicas (CNAE), no estado do Maranhão - 2013/2015

(continua)

CNAE	QUANTIDADE DE ACIDENTES DO TRABALHO																	
	Total			Com CAT Registrada												Sem CAT Registrada		
				Total			Motivo											
							Típico			Trajeto			Doença do Trabalho					
	2013	2014	2015	2013	2014	2015	2013	2014	2015	2013	2014	2015	2013	2014	2015	2013	2014	2015
TOTAL	**5.195**	**5.552**	**4.544**	**3.376**	**3.469**	**3.217**	**2.564**	**2.607**	**2.412**	**730**	**750**	**706**	**82**	**112**	**99**	**1.819**	**2.083**	**1.327**
0111	7	29	22	3	2	2	3	–	1	–	2	1	–	–	–	4	27	20
0112	–	7	4	–	–	–	–	–	–	–	–	–	–	–	–	–	7	4
0113	111	76	31	105	69	28	97	66	27	8	3	1	–	–	–	6	7	3
0114	–	1	–	–	–	–	–	–	–	–	–	–	–	–	–	–	1	–
0115	53	26	18	30	26	18	24	21	13	5	5	5	1	–	–	23	–	–
0116	–	–	1	–	–	1	–	–	1	–	–	–	–	–	–	–	–	–
0119	1	–	–	1	–	–	1	–	–	–	–	–	–	–	–	–	–	–
0121	–	1	6	–	–	–	–	–	–	–	–	–	–	–	–	–	1	6
0131	1	–	–	–	–	–	–	–	–	–	–	–	–	–	–	1	–	–
0133	1	–	–	–	–	–	–	–	–	–	–	–	–	–	–	1	–	–
0139	4	1	–	2	–	–	1	–	–	1	–	–	–	–	–	2	1	–
0141	11	3	5	9	3	5	8	2	3	1	1	2	–	–	–	2	–	–
0142	2	1	2	2	1	2	–	1	2	2	–	–	–	–	–	–	–	–
0151	33	14	14	15	14	14	9	12	12	6	2	2	–	–	–	18	–	–
0152	3	1	–	–	1	–	–	1	–	–	–	–	–	–	–	3	–	–
0154	1	–	1	1	–	1	1	–	–	–	–	1	–	–	–	–	–	–
0155	12	9	2	7	9	2	6	6	2	1	3	–	–	–	–	5	–	–
0161	11	7	14	6	7	14	6	7	11	–	–	3	–	–	–	5	–	–
0162	3	3	2	1	3	2	1	2	2	–	1	–	–	–	–	2	–	–
0163	–	1	–	–	1	–	–	1	–	–	–	–	–	–	–	–	–	–
0210	119	89	93	108	89	93	105	87	83	3	2	9	–	–	1	11	–	–
0220	14	–	–	1	–	–	1	–	–	–	–	–	–	–	–	13	–	–
0230	48	56	28	36	56	28	32	48	27	4	8	1	–	–	–	12	–	–
0312	1	1	–	–	1	–	–	–	–	–	1	–	–	–	–	1	–	–
0322	1	–	–	1	–	–	1	–	–	–	–	–	–	–	–	–	–	–
0500	3	–	–	2	–	–	2	–	–	–	–	–	–	–	–	1	–	–
0600	1	–	–	1	–	–	1	–	–	–	–	–	–	–	–	–	–	–
0710	18	10	14	17	10	14	17	10	14	–	–	–	–	–	–	1	–	–
0724	7	79	6	7	79	6	7	78	6	–	1	–	–	–	–	–	–	–
0810	12	19	15	10	19	15	8	14	11	2	5	4	–	–	–	2	–	–
0891	3	1	–	2	1	–	2	1	–	–	–	–	–	–	–	1	–	–
0893	–	4	3	–	4	3	–	4	3	–	–	–	–	–	–	–	–	–
0899	–	2	1	–	2	1	–	2	1	–	–	–	–	–	–	–	–	–
0910	1	3	3	–	3	3	–	3	2	–	–	1	–	–	–	1	–	–
0990	–	2	3	–	2	3	–	1	2	–	1	1	–	–	–	–	–	–
1011	21	32	34	16	32	34	15	24	30	1	8	4	–	–	–	5	–	–
1012	–	10	7	–	1	1	–	1	1	–	–	–	–	–	–	–	9	6
1013	–	–	1	–	–	1	–	–	–	–	–	1	–	–	–	–	–	–
1031	1	–	–	1	–	–	1	–	–	–	–	–	–	–	–	–	–	–
1041	7	5	7	7	5	7	6	5	6	1	–	1	–	–	–	–	–	–
1052	3	2	3	2	2	3	2	1	3	–	1	–	–	–	–	1	–	–
1061	1	1	1	1	1	1	–	–	1	1	1	–	–	–	–	–	–	–
1062	4	4	8	4	4	8	4	4	7	–	–	1	–	–	–	–	–	–
1066	4	3	4	4	3	4	4	1	3	–	2	1	–	–	–	–	–	–
1069	5	6	1	4	6	1	4	4	1	–	1	–	–	1	–	1	–	–
1071	18	13	68	17	13	68	17	11	66	–	2	2	–	–	–	1	–	–
1072	–	2	–	–	2	–	–	2	–	–	–	–	–	–	–	–	–	–
1081	1	–	2	1	–	2	–	–	2	1	–	–	–	–	–	–	–	–
1091	10	3	7	7	3	7	5	–	3	2	3	4	–	–	–	3	–	–
1094	1	–	–	–	–	–	–	–	–	–	–	–	–	–	–	1	–	–
1099	1	–	1	–	–	1	–	–	–	–	–	1	–	–	–	1	–	–
1111	–	1	4	–	1	4	–	1	3	–	–	1	–	–	–	–	–	–
1113	29	14	11	29	14	11	25	10	6	4	4	5	–	–	–	–	–	–
1121	1	7	5	–	6	2	–	4	1	–	2	1	–	–	–	1	1	3
1122	69	78	56	66	78	56	55	64	44	11	14	12	–	–	–	3	–	–
1351	–	1	–	–	1	–	–	–	–	–	1	–	–	–	–	–	–	–
1412	2	–	1	1	–	1	1	–	–	–	–	1	–	–	–	1	–	–
1413	1	–	1	1	–	1	–	–	1	1	–	–	–	–	–	–	–	–
1414	–	1	–	–	1	–	–	–	–	–	–	–	–	1	–	–	–	–
1422	1	–	–	–	–	–	–	–	–	–	–	–	–	–	–	1	–	–
1510	13	10	14	13	10	14	13	9	14	–	–	–	–	1	–	–	–	–
1539	1	–	–	1	–	–	–	–	–	1	–	–	–	–	–	–	–	–
1610	8	8	5	6	8	5	4	7	4	2	1	1	–	–	–	2	–	–
1621	1	1	2	–	1	2	–	1	1	–	–	1	–	–	–	1	–	–
1622	1	–	–	–	–	–	–	–	–	–	–	–	–	–	–	1	–	–
1629	1	–	–	–	–	–	–	–	–	–	–	–	–	–	–	1	–	–
1710	86	16	11	86	16	11	84	14	11	2	2	–	–	–	–	–	–	–
1721	7	9	5	7	9	4	7	9	3	–	–	1	–	–	–	–	–	1
1731	–	1	1	–	–	–	–	–	–	–	–	–	–	–	–	–	1	1
1733	–	1	–	–	1	–	–	1	–	–	–	–	–	–	–	–	–	–
1741	–	4	–	–	–	–	–	–	–	–	–	–	–	–	–	–	4	–
1749	–	–	1	–	–	–	–	–	–	–	–	–	–	–	–	–	–	1
1811	2	4	–	2	1	–	–	1	–	–	–	–	2	–	–	–	3	–
1812	2	2	3	1	–	2	–	–	2	1	–	–	–	–	–	1	2	1
1813	3	1	2	1	1	2	–	1	–	1	–	2	–	–	–	2	–	–
1821	4	–	6	4	–	6	1	–	–	3	–	6	–	–	–	–	–	–

Capítulo 9 - Maranhão

9.1 - Quantidade de acidentes do trabalho, por situação do registro e motivo, segundo a Classificação Nacional de Atividades Econômicas (CNAE), no estado do Maranhão - 2013/2015

(continuação)

CNAE	QUANTIDADE DE ACIDENTES DO TRABALHO																	
	Total			Com CAT Registrada												Sem CAT Registrada		
				Total			Motivo											
							Típico			Trajeto			Doença do Trabalho					
	2013	2014	2015	2013	2014	2015	2013	2014	2015	2013	2014	2015	2013	2014	2015	2013	2014	2015
1910	–	2	–	–	–	–	–	–	–	–	–	–	–	–	–	–	2	–
1921	7	7	8	7	7	8	5	4	6	2	3	2	–	–	–	–	–	–
1931	41	25	17	16	23	15	14	20	13	2	3	2	–	–	–	25	2	2
1932	–	–	1	–	–	–	–	–	–	–	–	–	–	–	–	–	–	1
2012	–	–	1	–	–	1	–	–	–	–	–	1	–	–	–	–	–	–
2013	4	6	7	4	6	7	4	5	7	–	1	–	–	–	–	–	–	–
2019	5	1	2	5	1	2	5	–	1	–	1	1	–	–	–	–	–	–
2029	–	–	1	–	–	–	–	–	–	–	–	–	–	–	–	–	–	1
2040	–	5	–	–	2	–	–	2	–	–	–	–	–	–	–	–	3	–
2061	9	1	2	7	1	2	7	1	–	–	–	2	–	–	–	2	–	–
2062	1	–	1	1	–	1	1	–	1	–	–	–	–	–	–	–	–	–
2063	–	–	1	–	–	1	–	–	–	–	–	1	–	–	–	–	–	–
2110	2	–	–	2	–	–	2	–	–	–	–	–	–	–	–	–	–	–
2121	1	–	–	1	–	–	1	–	–	–	–	–	–	–	–	–	–	–
2211	–	–	1	–	–	–	–	–	–	–	–	–	–	–	–	–	–	1
2212	5	3	3	2	3	3	1	3	2	1	–	1	–	–	–	3	–	–
2219	–	22	17	–	–	–	–	–	–	–	–	–	–	–	–	–	22	17
2221	–	1	1	–	1	1	–	1	1	–	–	–	–	–	–	–	–	–
2222	4	1	–	1	1	–	1	–	–	–	1	–	–	–	–	3	–	–
2229	–	–	1	–	–	1	–	–	1	–	–	–	–	–	–	–	–	–
2311	2	–	1	1	–	–	–	–	–	1	–	–	–	–	–	1	–	1
2320	50	67	28	45	65	28	43	63	26	2	2	2	–	–	–	5	2	–
2330	21	16	10	14	16	10	12	11	7	2	5	2	–	–	1	7	–	–
2341	3	1	2	2	1	2	1	1	2	1	–	–	–	–	–	1	–	–
2342	47	16	22	27	16	22	23	11	22	3	5	–	1	–	–	20	–	–
2349	12	5	6	–	5	6	–	3	5	–	2	1	–	–	–	12	–	–
2391	–	1	–	–	1	–	–	1	–	–	–	–	–	–	–	–	–	–
2392	2	2	2	2	2	2	2	2	2	–	–	–	–	–	–	–	–	–
2399	–	–	1	–	–	1	–	–	1	–	–	–	–	–	–	–	–	–
2411	112	68	46	109	68	46	102	64	41	7	3	4	–	1	1	3	–	–
2423	15	12	13	15	12	13	15	11	13	–	1	–	–	–	–	–	–	–
2424	1	–	–	1	–	–	–	–	–	1	–	–	–	–	–	–	–	–
2431	–	1	2	–	1	2	–	1	2	–	–	–	–	–	–	–	–	–
2439	–	–	1	–	–	1	–	–	1	–	–	–	–	–	–	–	–	–
2441	19	11	15	12	11	15	12	9	15	–	2	–	–	–	–	7	–	–
2451	–	–	1	–	–	1	–	–	1	–	–	–	–	–	–	–	–	–
2452	–	–	1	–	–	–	–	–	–	–	–	–	–	–	–	–	–	1
2511	7	5	7	6	3	7	5	2	6	1	–	–	–	1	1	1	2	–
2512	4	3	4	2	2	4	2	2	4	–	–	–	–	–	–	2	1	–
2513	1	1	1	–	1	1	–	1	1	–	–	–	–	–	–	1	–	–
2522	–	1	–	–	–	–	–	–	–	–	–	–	–	–	–	–	1	–
2539	1	4	4	1	4	4	1	2	3	–	2	1	–	–	–	–	–	–
2542	2	2	1	1	2	1	1	2	–	–	–	1	–	–	–	1	–	–
2599	3	7	10	3	7	10	2	7	10	1	–	–	–	–	–	–	–	–
2621	1	–	–	1	–	–	–	–	–	1	–	–	–	–	–	–	–	–
2631	1	1	–	1	1	–	–	1	–	1	–	–	–	–	–	–	–	–
2640	–	1	–	–	1	–	–	–	–	–	1	–	–	–	–	–	–	–
2710	–	–	1	–	–	1	–	–	–	–	–	1	–	–	–	–	–	–
2731	1	–	–	1	–	–	1	–	–	–	–	–	–	–	–	–	–	–
2733	8	4	4	8	4	4	8	4	3	–	–	1	–	–	–	–	–	–
2751	–	1	–	–	–	–	–	–	–	–	–	–	–	–	–	–	1	–
2790	–	–	1	–	–	1	–	–	1	–	–	–	–	–	–	–	–	–
2821	11	10	2	10	10	2	10	9	–	–	1	2	–	–	–	1	–	–
2822	2	5	1	2	5	1	1	5	1	1	–	–	–	–	–	–	–	–
2829	2	2	6	2	2	6	2	2	5	–	–	1	–	–	–	–	–	–
2831	–	–	1	–	–	–	–	–	–	–	–	–	–	–	–	–	–	1
2833	1	2	1	1	1	1	1	1	1	–	–	–	–	–	–	–	1	–
2852	–	2	1	–	2	1	–	2	1	–	–	–	–	–	–	–	–	–
2862	3	–	–	2	–	–	2	–	–	–	–	–	–	–	–	1	–	–
2865	–	–	1	–	–	1	–	–	–	–	–	1	–	–	–	–	–	–
2869	1	1	1	1	1	1	1	–	1	–	1	–	–	–	–	–	–	–
2910	–	4	1	–	–	–	–	–	–	–	–	–	–	–	–	–	4	1
2930	2	3	2	1	3	2	–	3	1	1	–	–	–	–	1	1	–	–
3011	1	5	–	–	5	–	–	5	–	–	–	–	–	–	–	1	–	–
3032	–	–	1	–	–	1	–	–	–	–	–	1	–	–	–	–	–	–
3101	13	15	2	8	15	2	7	11	2	1	3	–	–	1	–	5	–	–
3102	1	1	4	–	1	4	–	1	3	–	–	1	–	–	–	1	–	–
3104	3	2	4	3	2	4	2	1	3	1	1	1	–	–	–	–	–	–
3212	–	1	1	–	–	–	–	–	–	–	–	–	–	–	–	–	1	1
3230	–	5	4	–	–	–	–	–	–	–	–	–	–	–	–	–	5	4
3291	–	4	1	–	–	–	–	–	–	–	–	–	–	–	–	–	4	1
3292	1	–	–	–	–	–	–	–	–	–	–	–	–	–	–	1	–	–
3299	3	1	–	–	1	–	–	1	–	–	–	–	–	–	–	3	–	–
3311	1	–	–	–	–	–	–	–	–	–	–	–	–	–	–	1	–	–
3313	2	3	3	2	3	3	2	2	2	–	1	1	–	–	–	–	–	–
3314	7	6	2	7	6	2	6	6	2	1	–	–	–	–	–	–	–	–
3317	–	1	–	–	1	–	–	–	–	–	1	–	–	–	–	–	–	–
3321	3	3	3	2	3	3	2	3	3	–	–	–	–	–	–	1	–	–

Capítulo 9 - Maranhão

9.1 - Quantidade de acidentes do trabalho, por situação do registro e motivo, segundo a Classificação Nacional de Atividades Econômicas (CNAE), no estado do Maranhão - 2013/2015

(continuação)

CNAE	QUANTIDADE DE ACIDENTES DO TRABALHO																	
	Total			Com CAT Registrada												Sem CAT Registrada		
				Total			Motivo											
							Típico			Trajeto			Doença do Trabalho					
	2013	2014	2015	2013	2014	2015	2013	2014	2015	2013	2014	2015	2013	2014	2015	2013	2014	2015
3511	17	12	7	15	11	7	15	9	6	–	1	1	–	1	–	2	1	–
3512	1	1	2	–	1	2	–	1	2	–	–	–	–	–	–	1	–	–
3514	5	2	3	4	2	3	4	2	1	–	–	2	–	–	–	1	–	–
3520	–	2	–	–	2	–	–	1	–	–	1	–	–	–	–	–	–	–
3600	13	15	16	9	15	16	4	10	11	5	5	5	–	–	–	4	–	–
3702	4	2	2	4	2	2	4	2	–	–	–	2	–	–	–	–	–	–
3811	29	12	4	23	12	4	19	8	3	4	4	1	–	–	–	6	–	–
3812	7	3	7	7	3	7	7	1	7	–	1	–	–	1	–	–	–	–
3821	1	–	1	1	–	1	1	–	1	–	–	–	–	–	–	–	–	–
3822	1	2	2	1	2	2	1	2	2	–	–	–	–	–	–	–	–	–
3831	1	–	–	1	–	–	1	–	–	–	–	–	–	–	–	–	–	–
3832	1	–	2	–	–	2	–	–	2	–	–	–	–	–	–	1	–	–
4110	32	15	10	17	15	10	14	12	4	3	3	6	–	–	–	15	–	–
4120	465	278	222	309	278	222	222	214	160	81	57	56	6	7	6	156	–	–
4211	54	48	63	35	48	63	30	44	55	5	1	1	–	3	7	19	–	–
4212	54	60	40	38	60	40	35	54	40	3	4	–	–	2	–	16	–	–
4213	–	–	2	–	–	2	–	–	1	–	–	1	–	–	–	–	–	–
4221	52	59	73	25	37	59	19	33	41	3	4	17	3	–	1	27	22	14
4222	3	6	5	3	6	5	3	5	3	–	1	1	–	–	1	–	–	–
4223	–	–	1	–	–	–	–	–	–	–	–	–	–	–	–	–	–	1
4291	2	6	3	2	6	3	2	5	–	–	1	–	–	–	3	–	–	–
4292	119	19	25	94	19	25	91	17	22	3	2	3	–	–	–	25	–	–
4299	27	17	12	18	17	12	17	15	12	1	2	–	–	–	–	9	–	–
4312	2	–	–	–	–	–	–	–	–	–	–	–	–	–	–	2	–	–
4313	26	15	15	23	15	15	22	12	13	1	2	2	–	1	–	3	–	–
4321	50	29	26	45	29	26	31	21	20	14	8	6	–	–	–	5	–	–
4322	17	30	4	16	30	4	16	28	3	–	2	1	–	–	–	1	–	–
4329	12	7	12	10	7	12	5	5	8	5	1	4	–	1	–	2	–	–
4330	6	4	6	3	4	6	3	4	4	–	–	2	–	–	–	3	–	–
4391	9	5	2	5	5	2	1	4	1	4	1	–	–	–	1	4	–	–
4399	26	10	3	17	10	3	10	7	3	5	1	–	2	2	–	9	–	–
4511	20	15	20	17	15	20	10	7	7	7	8	12	–	–	1	3	–	–
4520	8	9	6	5	9	6	3	3	4	2	6	2	–	–	–	3	–	–
4530	23	21	19	19	21	19	11	11	11	8	9	5	–	1	3	4	–	–
4541	19	10	7	11	10	7	3	3	1	8	7	6	–	–	–	8	–	–
4615	2	–	–	–	–	–	–	–	–	–	–	–	–	–	–	2	–	–
4617	1	–	1	1	–	1	–	–	–	1	–	1	–	–	–	–	–	–
4619	–	1	–	–	1	–	–	–	–	–	1	–	–	–	–	–	–	–
4622	1	2	–	1	2	–	–	2	–	1	–	–	–	–	–	–	–	–
4623	2	5	1	1	5	1	1	4	1	–	1	–	–	–	–	1	–	–
4631	2	–	1	2	–	1	–	–	1	1	–	–	1	–	–	–	–	–
4632	15	1	6	13	1	6	8	–	5	5	1	1	–	–	–	2	–	–
4633	3	1	2	1	1	2	1	1	1	–	–	–	–	–	1	2	–	–
4634	10	8	11	8	8	11	5	4	7	3	4	4	–	–	–	2	–	–
4635	26	20	21	14	20	21	7	15	15	7	5	6	–	–	–	12	–	–
4637	7	2	1	4	2	1	2	1	–	2	1	1	–	–	–	3	–	–
4639	19	9	11	15	9	11	7	2	5	4	5	6	4	2	–	4	–	–
4641	–	1	1	–	1	1	–	–	1	–	1	–	–	–	–	–	–	–
4642	1	–	–	–	–	–	–	–	–	–	–	–	–	–	–	1	–	–
4643	1	–	–	1	–	–	1	–	–	–	–	–	–	–	–	–	–	–
4644	2	2	3	1	2	3	1	1	–	–	1	3	–	–	–	1	–	–
4646	4	1	1	3	1	1	1	1	–	2	–	1	–	–	–	1	–	–
4647	–	1	–	–	1	–	–	–	–	–	1	–	–	–	–	–	–	–
4649	8	11	3	6	11	3	4	5	–	2	6	3	–	–	–	2	–	–
4652	–	1	2	–	1	2	–	–	2	–	1	–	–	–	–	–	–	–
4661	1	4	2	1	4	2	1	2	1	–	2	1	–	–	–	–	–	–
4662	2	9	1	2	9	1	1	7	1	1	2	–	–	–	–	–	–	–
4663	–	3	–	–	3	–	–	3	–	–	–	–	–	–	–	–	–	–
4664	–	3	–	–	3	–	–	–	–	–	2	–	–	1	–	–	–	–
4669	12	7	1	12	7	1	11	7	1	–	–	–	1	–	–	–	–	–
4671	3	1	1	3	1	1	2	–	1	1	1	–	–	–	–	–	–	–
4672	3	6	20	2	6	20	2	6	16	–	–	2	–	–	2	1	–	–
4673	–	2	5	–	2	5	–	2	2	–	–	3	–	–	–	–	–	–
4674	1	1	–	1	1	–	–	–	–	1	1	–	–	–	–	–	–	–
4679	7	10	5	5	10	5	3	10	5	1	–	–	1	–	–	2	–	–
4681	3	1	3	2	1	3	2	1	1	–	–	2	–	–	–	1	–	–
4682	3	4	1	2	4	1	2	4	1	–	–	–	–	–	–	1	–	–
4683	3	1	–	1	1	–	–	1	–	1	–	–	–	–	–	2	–	–
4684	1	2	–	–	2	–	–	1	–	–	1	–	–	–	–	1	–	–
4685	2	4	1	2	4	1	2	3	1	–	1	–	–	–	–	–	–	–
4687	1	1	–	–	1	–	–	1	–	–	–	–	–	–	–	1	–	–
4689	33	21	41	29	21	41	23	13	35	6	8	6	–	–	–	4	–	–
4691	7	14	16	3	14	16	1	10	14	2	3	2	–	1	–	4	–	–
4692	3	1	1	–	1	1	–	–	1	–	1	–	–	–	–	3	–	–
4693	50	44	44	41	44	44	31	33	33	9	11	11	1	–	–	9	–	–
4711	175	134	138	144	134	138	88	101	107	55	33	31	1	–	–	31	–	–
4712	12	10	4	4	10	4	2	3	3	2	5	1	–	2	–	8	–	–
4713	31	10	7	15	10	7	5	4	1	10	6	6	–	–	–	16	–	–

Capítulo 9 - Maranhão

9.1 - Quantidade de acidentes do trabalho, por situação do registro e motivo, segundo a Classificação Nacional de Atividades Econômicas (CNAE), no estado do Maranhão - 2013/2015

(continuação)

CNAE	QUANTIDADE DE ACIDENTES DO TRABALHO																	
	Total			Com CAT Registrada												Sem CAT Registrada		
				Total			Motivo											
							Típico			Trajeto			Doença do Trabalho					
	2013	2014	2015	2013	2014	2015	2013	2014	2015	2013	2014	2015	2013	2014	2015	2013	2014	2015
4721	4	5	2	3	5	2	2	4	1	1	1	1	–	–	–	1	–	–
4722	18	8	12	7	8	12	6	5	9	1	3	3	–	–	–	11	–	–
4723	6	3	3	5	3	3	3	1	1	2	2	2	–	–	–	1	–	–
4724	2	–	3	1	–	3	1	–	1	–	–	2	–	–	–	1	–	–
4729	10	6	3	7	6	3	5	1	1	1	5	2	1	–	–	3	–	–
4731	21	9	12	12	9	12	3	2	8	9	7	3	–	–	1	9	–	–
4741	–	–	1	–	–	1	–	–	–	–	–	1	–	–	–	–	–	–
4742	3	3	3	2	3	3	2	2	–	–	1	3	–	–	–	1	–	–
4743	4	4	3	2	4	3	2	3	3	–	1	–	–	–	–	2	–	–
4744	64	26	27	42	26	27	26	14	13	13	8	8	3	4	6	22	–	–
4751	5	3	5	2	3	5	1	2	2	1	1	3	–	–	–	3	–	–
4752	3	1	–	3	1	–	3	–	–	–	1	–	–	–	–	–	–	–
4753	13	17	11	11	17	11	8	8	5	3	8	6	–	1	–	2	–	–
4754	32	21	22	21	21	22	9	6	14	11	15	8	1	–	–	11	–	–
4755	4	1	1	3	1	1	–	–	–	3	1	1	–	–	–	1	–	–
4757	–	2	2	–	2	2	–	1	–	–	1	2	–	–	–	–	–	–
4759	2	1	1	2	1	1	–	1	1	2	–	–	–	–	–	–	–	–
4761	5	4	2	3	4	2	1	2	–	2	1	1	–	1	1	2	–	–
4763	4	6	3	–	6	3	–	1	1	–	5	2	–	–	–	4	–	–
4771	11	18	9	8	18	9	2	11	5	6	6	4	–	1	–	3	–	–
4772	1	4	–	–	4	–	–	2	–	–	2	–	–	–	–	1	–	–
4773	–	1	1	–	1	1	–	1	1	–	–	–	–	–	–	–	–	–
4774	6	2	2	5	2	2	1	1	2	3	1	–	1	–	–	1	–	–
4781	17	8	13	7	8	13	3	3	6	4	5	6	–	–	1	10	–	–
4782	9	6	4	5	6	4	–	1	1	4	5	3	1	–	–	4	–	–
4783	1	–	–	–	–	–	–	–	–	–	–	–	–	–	–	1	–	–
4784	12	6	11	6	6	11	5	4	8	1	1	2	–	1	1	6	–	–
4789	8	9	6	2	9	6	1	7	4	1	2	2	–	–	–	6	–	–
4911	108	100	67	101	100	67	89	80	57	9	16	7	3	4	3	7	–	–
4921	52	19	28	28	19	28	17	11	16	10	8	11	1	–	1	24	–	–
4922	10	5	3	5	5	3	5	4	1	–	1	1	–	–	1	5	–	–
4923	4	3	–	1	3	–	1	3	–	–	–	–	–	–	–	3	–	–
4929	1	2	2	–	2	2	–	2	–	–	–	2	–	–	–	1	–	–
4930	95	80	86	80	80	86	52	56	50	27	21	31	1	3	5	15	–	–
4940	1	3	1	–	3	1	–	3	–	–	–	1	–	–	–	1	–	–
5030	13	8	8	6	6	8	6	6	7	–	–	1	–	–	–	7	2	–
5091	2	2	1	2	2	1	1	2	1	1	–	–	–	–	–	–	–	–
5111	10	8	8	6	5	3	3	4	1	3	1	2	–	–	–	4	3	5
5112	2	–	–	2	–	–	2	–	–	–	–	–	–	–	–	–	–	–
5120	2	–	–	2	–	–	1	–	–	1	–	–	–	–	–	–	–	–
5211	18	5	14	16	5	11	9	4	10	7	1	1	–	–	–	2	–	3
5212	4	14	7	4	8	6	4	7	5	–	1	1	–	–	–	–	6	1
5223	–	3	1	–	1	–	–	1	–	–	–	–	–	–	–	–	2	1
5229	1	2	1	1	2	1	–	1	1	1	–	–	–	1	–	–	–	–
5231	16	10	24	13	10	24	11	8	18	2	2	6	–	–	–	3	–	–
5232	2	6	3	2	4	3	1	4	3	–	–	–	1	–	–	–	2	–
5239	–	–	2	–	–	2	–	–	2	–	–	–	–	–	–	–	–	–
5240	9	2	3	9	2	3	6	2	1	3	–	1	–	–	1	–	–	–
5250	1	2	5	1	2	5	–	1	3	1	1	2	–	–	–	–	–	–
5310	123	184	220	106	184	220	91	165	207	7	11	9	8	8	4	17	–	–
5320	2	2	–	1	2	–	–	–	–	1	2	–	–	–	–	1	–	–
5510	14	11	5	8	11	5	5	9	3	2	2	2	1	–	–	6	–	–
5590	1	1	–	–	1	–	–	1	–	–	–	–	–	–	–	1	–	–
5611	34	32	35	20	32	35	13	22	22	7	10	7	–	–	6	14	–	–
5620	29	19	11	22	19	11	20	17	11	2	2	–	–	–	–	7	–	–
5822	2	1	1	2	1	1	1	–	1	1	1	–	–	–	–	–	–	–
5829	–	1	–	–	1	–	–	1	–	–	–	–	–	–	–	–	–	–
5914	1	1	1	–	1	1	–	1	1	–	–	–	–	–	–	1	–	–
6010	1	3	–	–	1	–	–	–	–	–	1	–	–	–	–	1	2	–
6021	4	3	2	2	3	2	1	1	2	1	2	–	–	–	–	2	–	–
6022	–	1	–	–	1	–	–	–	–	–	1	–	–	–	–	–	–	–
6110	–	2	–	–	2	–	–	1	–	–	1	–	–	–	–	–	–	–
6120	1	2	1	1	2	1	1	2	1	–	–	–	–	–	–	–	–	–
6190	–	3	2	–	3	2	–	1	1	–	2	1	–	–	–	–	–	–
6201	–	7	3	–	–	–	–	–	–	–	–	–	–	–	–	–	7	3
6202	–	1	–	–	1	–	–	1	–	–	–	–	–	–	–	–	–	–
6204	5	3	–	3	3	–	1	–	–	2	3	–	–	–	–	2	–	–
6209	3	1	–	3	1	–	1	–	–	2	1	–	–	–	–	–	–	–
6311	2	1	–	2	1	–	–	–	–	2	1	–	–	–	–	–	–	–
6421	14	17	39	12	17	39	7	9	30	1	–	6	4	8	3	2	–	–
6422	41	53	39	24	53	39	7	28	12	1	2	3	16	23	24	17	–	–
6423	2	5	–	1	5	–	–	1	–	–	2	–	1	2	–	1	–	–
6424	–	–	1	–	–	1	–	–	–	–	–	1	–	–	–	–	–	–
6436	–	–	1	–	–	1	–	–	–	–	–	–	–	–	1	–	–	–
6462	9	4	1	8	4	1	8	3	1	–	1	–	–	–	–	1	–	–
6463	2	–	–	1	–	–	1	–	–	–	–	–	–	–	–	1	–	–
6493	–	–	1	–	–	1	–	–	–	–	–	1	–	–	–	–	–	–
6499	10	3	3	7	3	3	–	1	1	7	2	2	–	–	–	3	–	–

Capítulo 9 - Maranhão

9.1 - Quantidade de acidentes do trabalho, por situação do registro e motivo, segundo a Classificação Nacional de Atividades Econômicas (CNAE), no estado do Maranhão - 2013/2015

(conclusão)

CNAE	QUANTIDADE DE ACIDENTES DO TRABALHO																	
	Total			Com CAT Registrada												Sem CAT Registrada		
				Total			Motivo											
							Típico			Trajeto			Doença do Trabalho					
	2013	2014	2015	2013	2014	2015	2013	2014	2015	2013	2014	2015	2013	2014	2015	2013	2014	2015
6511	–	–	1	–	–	1	–	–	–	–	–	1	–	–	–	–	–	–
6550	5	4	1	5	4	1	2	1	1	3	3	–	–	–	–	–	–	–
6611	–	–	1	–	–	–	–	–	–	–	–	–	–	–	–	–	–	1
6613	–	3	–	–	–	–	–	–	–	–	–	–	–	–	–	–	3	–
6619	2	–	–	2	–	–	–	–	–	2	–	–	–	–	–	–	–	–
6621	–	1	–	–	–	–	–	–	–	–	–	–	–	–	–	–	1	–
6622	–	–	1	–	–	1	–	–	–	–	–	1	–	–	–	–	–	–
6630	–	1	1	–	–	–	–	–	–	–	–	–	–	–	–	–	1	1
6810	19	4	2	16	4	2	8	3	2	6	–	–	2	1	–	3	–	–
6821	–	1	–	–	1	–	–	1	–	–	–	–	–	–	–	–	–	–
6822	4	4	3	3	4	3	–	2	1	3	2	2	–	–	–	1	–	–
6911	2	–	–	1	–	–	1	–	–	–	–	–	–	–	–	1	–	–
6912	2	1	1	2	1	1	–	–	–	2	1	1	–	–	–	–	–	–
6920	6	2	4	4	2	4	–	–	2	4	2	1	–	–	1	2	–	–
7020	–	9	3	–	9	3	–	3	–	–	6	3	–	–	–	–	–	–
7111	1	–	2	–	–	2	–	–	2	–	–	–	–	–	–	1	–	–
7112	32	43	25	29	43	25	19	28	16	10	13	7	–	2	2	3	–	–
7119	17	6	2	12	6	2	11	5	2	1	1	–	–	–	–	5	–	–
7120	2	–	–	2	–	–	2	–	–	–	–	–	–	–	–	–	–	–
7210	–	1	3	–	1	3	–	1	1	–	–	2	–	–	–	–	–	–
7311	1	–	–	1	–	–	–	–	–	1	–	–	–	–	–	–	–	–
7319	–	–	1	–	–	1	–	–	–	–	–	1	–	–	–	–	–	–
7320	–	2	1	–	2	1	–	1	–	–	1	1	–	–	–	–	–	–
7420	1	–	1	1	–	–	1	–	–	–	–	–	–	–	–	–	–	1
7490	3	4	2	3	4	2	2	2	1	1	2	1	–	–	–	–	–	–
7500	–	1	–	–	1	–	–	–	–	–	1	–	–	–	–	–	–	–
7711	12	6	4	10	6	4	4	4	3	6	2	1	–	–	–	2	–	–
7721	1	–	–	–	–	–	–	–	–	–	–	–	–	–	–	1	–	–
7723	2	1	–	–	1	–	–	1	–	–	–	–	–	–	–	2	–	–
7729	2	–	–	1	–	–	–	–	–	1	–	–	–	–	–	1	–	–
7731	6	2	2	3	2	2	–	1	2	3	1	–	–	–	–	3	–	–
7732	7	5	8	6	5	8	3	5	8	3	–	–	–	–	–	1	–	–
7733	–	3	–	–	1	–	–	–	–	–	1	–	–	–	–	–	2	–
7739	9	11	8	8	11	8	6	9	8	2	2	–	–	–	–	1	–	–
7810	2	–	4	2	–	4	1	–	2	1	–	2	–	–	–	–	–	–
7820	9	3	5	6	3	5	6	1	1	–	2	4	–	–	–	3	–	–
7830	3	2	6	3	2	6	3	–	3	–	2	3	–	–	–	–	–	–
7911	5	2	1	2	2	1	1	–	–	1	2	1	–	–	–	3	–	–
7990	–	1	–	–	1	–	–	1	–	–	–	–	–	–	–	–	–	–
8011	65	49	45	53	49	45	21	22	20	31	26	25	1	1	–	12	–	–
8012	17	6	13	13	3	12	4	–	4	8	3	8	1	–	–	4	3	1
8020	4	2	–	2	2	–	–	1	–	2	1	–	–	–	–	2	–	–
8030	–	2	2	–	–	–	–	–	–	–	–	–	–	–	–	–	2	2
8111	1	6	8	1	6	8	–	4	5	1	1	3	–	1	–	–	–	–
8112	20	5	10	15	5	10	9	3	6	6	2	4	–	–	–	5	–	–
8121	45	38	44	25	38	43	18	28	29	6	10	14	1	–	–	20	–	1
8122	2	3	1	2	3	1	2	3	–	–	–	1	–	–	–	–	–	–
8129	44	26	14	37	26	14	35	19	13	2	7	1	–	–	–	7	–	–
8130	1	–	1	–	–	–	–	–	–	–	–	–	–	–	–	1	–	1
8211	13	24	11	12	24	11	6	10	3	6	14	8	–	–	–	1	–	–
8219	–	2	–	–	2	–	–	2	–	–	–	–	–	–	–	–	–	–
8220	19	22	34	13	22	34	6	9	16	6	12	18	1	1	–	6	–	–
8230	3	–	–	3	–	–	1	–	–	2	–	–	–	–	–	–	–	–
8291	1	1	2	1	1	1	1	–	–	–	1	1	–	–	–	–	–	1
8299	15	7	7	13	7	7	5	2	1	8	5	6	–	–	–	2	–	–
8411	81	22	18	7	22	18	5	5	11	–	7	3	2	10	4	74	–	–
8412	21	14	7	11	14	7	8	8	5	3	5	2	–	1	–	10	–	–
8423	1	1	–	1	1	–	1	1	–	–	–	–	–	–	–	–	–	–
8511	1	42	19	1	–	–	1	–	–	–	–	–	–	–	–	–	42	19
8512	8	4	1	5	4	1	2	2	1	3	2	–	–	–	–	3	–	–
8513	8	5	11	5	4	10	3	2	6	1	2	3	1	–	1	3	1	1
8520	2	–	1	1	–	1	1	–	1	–	–	–	–	–	–	1	–	–
8531	4	6	16	2	6	15	2	3	14	–	2	1	–	1	–	2	–	1
8532	–	–	1	–	–	–	–	–	–	–	–	–	–	–	–	–	–	1
8533	4	2	3	3	2	3	1	1	3	1	1	–	1	–	–	1	–	–
8541	–	1	–	–	1	–	–	1	–	–	–	–	–	–	–	–	–	–
8542	–	2	–	–	2	–	–	2	–	–	–	–	–	–	–	–	–	–
8593	2	–	–	2	–	–	1	–	–	1	–	–	–	–	–	–	–	–
8599	7	4	9	6	4	9	1	2	7	5	2	2	–	–	–	1	–	–
8610	131	151	150	118	151	150	99	128	129	16	21	20	3	2	1	13	–	–
8622	–	1	–	–	1	–	–	1	–	–	–	–	–	–	–	–	–	–
8630	7	7	4	7	7	4	6	4	2	–	3	2	1	–	–	–	–	–
8640	9	12	24	9	12	24	7	8	19	2	4	5	–	–	–	–	–	–
8650	7	6	14	6	6	14	4	6	6	2	–	8	–	–	–	1	–	–
8660	1	–	60	–	–	60	–	–	58	–	–	2	–	–	–	1	–	–
8690	10	8	9	9	8	9	7	8	9	2	–	–	–	–	–	1	–	–
8730	–	1	8	–	1	8	–	1	5	–	–	3	–	–	–	–	–	–
8800	16	11	15	12	11	15	10	9	11	2	2	4	–	–	–	4	–	–
9001	–	1	–	–	1	–	–	–	–	–	1	–	–	–	–	–	–	–
9312	2	1	–	1	1	–	1	–	–	–	1	–	–	–	–	1	–	–
9313	–	–	2	–	–	2	–	–	1	–	–	1	–	–	–	–	–	–
9319	3	–	–	3	–	–	3	–	–	–	–	–	–	–	–	–	–	–
9329	1	–	2	1	–	2	1	–	–	–	–	2	–	–	–	–	–	–
9411	–	–	2	–	–	2	–	–	–	–	–	2	–	–	–	–	–	–
9412	1	1	1	1	1	1	–	–	–	1	1	1	–	–	–	–	–	–
9420	5	–	–	1	–	–	1	–	–	–	–	–	–	–	–	4	–	–
9430	53	69	31	46	69	31	42	52	23	4	16	8	–	1	–	7	–	–
9491	10	1	1	3	1	1	3	1	–	–	–	1	–	–	–	7	–	–
9499	9	13	20	5	13	20	2	4	12	3	9	8	–	–	–	4	–	–
9511	2	3	2	–	3	2	–	1	2	–	2	–	–	–	–	2	–	–
9512	1	1	–	1	1	–	–	1	–	1	–	–	–	–	–	–	–	–
9521	6	1	1	4	1	1	1	–	1	3	–	–	–	1	–	2	–	–
9601	2	4	1	1	4	1	1	3	–	–	1	1	–	–	–	1	–	–
9602	2	–	2	2	–	2	1	–	–	–	–	2	1	–	–	–	–	–
9603	3	3	1	2	3	1	–	2	1	2	1	–	–	–	–	1	–	–
9609	7	4	–	6	4	–	6	4	–	–	–	–	–	–	–	1	–	–
Ignorado	644	1.886	1.203	16	20	13	10	13	8	6	5	5	–	2	–	628	1.866	1.190

Fonte: DATAPREV, CAT, SUB.

Nota: Os dados são preliminares, estando sujeitos a correções.

Capítulo 9 - Maranhão

9.2 - Quantidade de acidentes do trabalho, por situação do registro e motivo, segundo os grupos de idade e sexo, no estado do Maranhão - 2013/2015

GRUPOS DE IDADE E SEXO	QUANTIDADE DE ACIDENTES DO TRABALHO																	
	Total			Com CAT Registrada												Sem CAT Registrada		
				Total			Motivo											
							Típico			Trajeto			Doença do Trabalho					
	2013	2014	2015	2013	2014	2015	2013	2014	2015	2013	2014	2015	2013	2014	2015	2013	2014	2015
TOTAL	**5.195**	**5.552**	**4.544**	**3.376**	**3.469**	**3.217**	**2.564**	**2.607**	**2.412**	**730**	**750**	**706**	**82**	**112**	**99**	**1.819**	**2.083**	**1.327**
Masculino	**4.240**	**4.351**	**3.577**	**2.848**	**2.813**	**2.562**	**2.216**	**2.171**	**1.966**	**580**	**578**	**532**	**52**	**64**	**64**	**1.392**	**1.538**	**1.015**
Feminino	**955**	**1.201**	**966**	**528**	**656**	**654**	**348**	**436**	**445**	**150**	**172**	**174**	**30**	**48**	**35**	**427**	**545**	**312**
Ignorado	**–**	**–**	**1**	**–**	**–**	**1**	**–**	**–**	**1**	**–**	**–**	**–**	**–**	**–**	**–**	**–**	**–**	**–**
Até 19 anos	75	93	64	63	69	58	44	49	40	19	19	15	–	1	3	12	24	6
Masculino	66	82	51	55	61	46	39	45	34	16	15	9	–	1	3	11	21	5
Feminino	9	11	13	8	8	12	5	4	6	3	4	6	–	–	–	1	3	1
Ignorado	–	–	–	–	–	–	–	–	–	–	–	–	–	–	–	–	–	–
20 a 24 anos	649	659	584	509	498	456	359	358	332	145	134	117	5	6	7	140	161	128
Masculino	548	538	473	438	408	372	327	304	291	108	101	77	3	3	4	110	130	101
Feminino	101	121	110	71	90	83	32	54	40	37	33	40	2	3	3	30	31	27
Ignorado	–	–	1	–	–	1	–	–	1	–	–	–	–	–	–	–	–	–
25 a 29 anos	983	1.009	798	755	756	624	592	563	478	151	178	136	12	15	10	228	253	174
Masculino	817	819	632	625	608	496	500	469	390	120	130	98	5	9	8	192	211	136
Feminino	166	190	166	130	148	128	92	94	88	31	48	38	7	6	2	36	42	38
Ignorado	–	–	–	–	–	–	–	–	–	–	–	–	–	–	–	–	–	–
30 a 34 anos	931	1.021	841	672	690	645	508	516	482	149	155	145	15	19	18	259	331	196
Masculino	763	794	680	557	555	514	432	426	383	118	121	120	7	8	11	206	239	166
Feminino	168	227	161	115	135	131	76	90	99	31	34	25	8	11	7	53	92	30
Ignorado	–	–	–	–	–	–	–	–	–	–	–	–	–	–	–	–	–	–
35 a 39 anos	731	801	668	473	504	468	356	387	354	101	101	101	16	16	13	258	297	200
Masculino	613	647	525	413	422	377	312	330	287	87	81	82	14	11	8	200	225	148
Feminino	118	154	143	60	82	91	44	57	67	14	20	19	2	5	5	58	72	52
Ignorado	–	–	–	–	–	–	–	–	–	–	–	–	–	–	–	–	–	–
40 a 44 anos	590	636	546	356	371	368	276	281	279	74	70	77	6	20	12	234	265	178
Masculino	440	479	410	275	292	281	219	225	220	52	57	56	4	10	5	165	187	129
Feminino	150	157	136	81	79	87	57	56	59	22	13	21	2	10	7	69	78	49
Ignorado	–	–	–	–	–	–	–	–	–	–	–	–	–	–	–	–	–	–
45 a 49 anos	489	498	438	244	223	263	197	175	201	35	35	49	12	13	13	245	275	175
Masculino	384	364	316	217	170	195	178	137	151	30	26	37	9	7	7	167	194	121
Feminino	105	134	122	27	53	68	19	38	50	5	9	12	3	6	6	78	81	54
Ignorado	–	–	–	–	–	–	–	–	–	–	–	–	–	–	–	–	–	–
50 a 54 anos	409	458	306	158	185	163	114	148	118	32	27	34	12	10	11	251	273	143
Masculino	315	308	229	139	149	132	104	121	98	27	22	26	8	6	8	176	159	97
Feminino	94	150	77	19	36	31	10	27	20	5	5	8	4	4	3	75	114	46
Ignorado	–	–	–	–	–	–	–	–	–	–	–	–	–	–	–	–	–	–
55 a 59 anos	250	259	204	102	96	107	83	70	74	15	20	22	4	6	11	148	163	97
Masculino	217	217	175	89	82	91	73	61	64	14	16	18	2	5	9	128	135	84
Feminino	33	42	29	13	14	16	10	9	10	1	4	4	2	1	2	20	28	13
Ignorado	–	–	–	–	–	–	–	–	–	–	–	–	–	–	–	–	–	–
60 a 64 anos	76	99	81	38	65	54	30	49	46	8	11	8	–	5	–	38	34	27
Masculino	68	89	72	37	57	47	29	45	40	8	9	7	–	3	–	31	32	25
Feminino	8	10	9	1	8	7	1	4	6	–	2	1	–	2	–	7	2	2
Ignorado	–	–	–	–	–	–	–	–	–	–	–	–	–	–	–	–	–	–
65 a 69 anos	8	13	12	5	8	9	4	7	7	1	–	1	–	1	1	3	5	3
Masculino	6	10	12	3	6	9	3	5	7	–	–	1	–	1	1	3	4	3
Feminino	2	3	–	2	2	–	1	2	–	1	–	–	–	–	–	–	1	–
Ignorado	–	–	–	–	–	–	–	–	–	–	–	–	–	–	–	–	–	–
70 anos e mais	4	6	2	1	4	2	1	4	1	–	–	1	–	–	–	3	2	–
Masculino	3	4	2	–	3	2	–	3	1	–	–	1	–	–	–	3	1	–
Feminino	1	2	–	1	1	–	1	1	–	–	–	–	–	–	–	–	1	–
Ignorado	–	–	–	–	–	–	–	–	–	–	–	–	–	–	–	–	–	–
Ignorada	–	–	–	–	–	–	–	–	–	–	–	–	–	–	–	–	–	–
Masculino	–	–	–	–	–	–	–	–	–	–	–	–	–	–	–	–	–	–
Feminino	–	–	–	–	–	–	–	–	–	–	–	–	–	–	–	–	–	–
Ignorado	–	–	–	–	–	–	–	–	–	–	–	–	–	–	–	–	–	–

Fonte: DATAPREV, CAT, SUB.
Nota: Os dados são preliminares, estando sujeitos a correções.

Capítulo 9 - Maranhão

9.3 - Quantidade mensal de acidentes do trabalho, por situação do registro e motivo, no estado do Maranhão - 2013/2015

MESES	QUANTIDADE DE ACIDENTES DO TRABALHO																	
	Total			Com CAT Registrada												Sem CAT Registrada		
				Total			Motivo											
							Típico			Trajeto			Doença do Trabalho					
	2013	2014	2015	2013	2014	2015	2013	2014	2015	2013	2014	2015	2013	2014	2015	2013	2014	2015
TOTAL	**5.195**	**5.552**	**4.544**	**3.376**	**3.469**	**3.217**	**2.564**	**2.607**	**2.412**	**730**	**750**	**706**	**82**	**112**	**99**	**1.819**	**2.083**	**1.327**
Janeiro	378	438	427	250	277	269	190	205	200	50	66	61	10	6	8	128	161	158
Fevereiro	341	420	363	228	268	221	176	197	159	48	66	53	4	5	9	113	152	142
Março	407	447	421	268	270	277	215	204	209	49	56	59	4	10	9	139	177	144
Abril	443	479	383	289	266	253	234	194	190	49	67	53	6	5	10	154	213	130
Maio	440	428	384	298	246	254	232	177	188	57	57	55	9	12	11	142	182	130
Junho	451	410	430	282	263	311	218	202	228	57	48	73	7	13	10	169	147	119
Julho	470	476	368	289	303	256	214	223	208	70	68	44	5	12	4	181	173	112
Agosto	508	487	431	328	305	331	250	221	259	67	70	63	11	14	9	180	182	100
Setembro	466	550	351	302	374	275	221	303	200	73	64	67	8	7	8	164	176	76
Outubro	487	517	345	311	311	268	240	247	196	60	55	66	11	9	6	176	206	77
Novembro	435	487	309	287	292	231	199	227	178	83	53	47	5	12	6	148	195	78
Dezembro	369	413	332	244	294	271	175	207	197	67	80	65	2	7	9	125	119	61

Fonte: DATAPREV, CAT, SUB.
Nota: Os dados são preliminares, estando sujeitos a correções.

DISTRIBUIÇÃO DE ACIDENTES DO TRABALHO, POR MOTIVO, NO ESTADO DO MARANHÃO - 2015

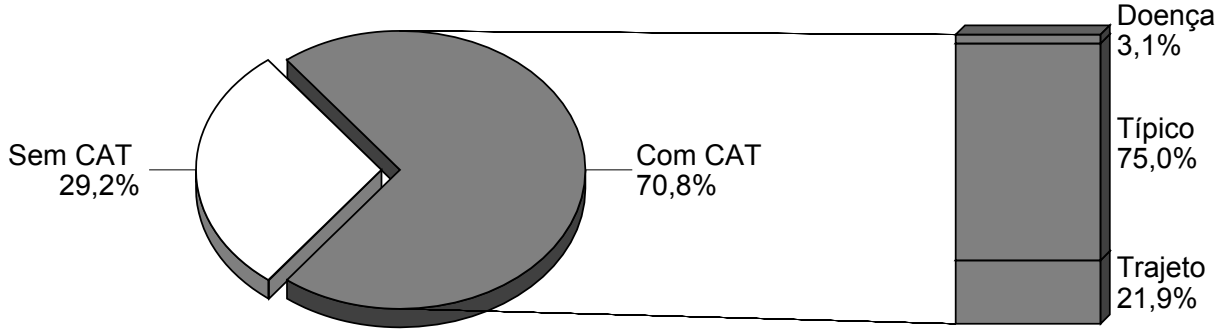

Fonte: DATAPREV, CAT, SUB.

Capítulo 10 - Piauí

10.1 - Quantidade de acidentes do trabalho, por situação do registro e motivo, segundo a Classificação Nacional de Atividades Econômicas (CNAE), no estado do Piauí - 2013/2015

(continua)

CNAE	QUANTIDADE DE ACIDENTES DO TRABALHO																	
	Total			Com CAT Registrada												Sem CAT Registrada		
				Total			Motivo											
							Típico			Trajeto			Doença do Trabalho					
	2013	2014	2015	2013	2014	2015	2013	2014	2015	2013	2014	2015	2013	2014	2015	2013	2014	2015
TOTAL	**4.445**	**4.467**	**3.772**	**1.653**	**1.663**	**1.525**	**1.130**	**1.078**	**958**	**453**	**525**	**513**	**70**	**60**	**54**	**2.792**	**2.804**	**2.247**
0111	6	20	26	4	6	11	2	6	7	2	–	4	–	–	–	2	14	15
0112	–	2	2	–	–	–	–	–	–	–	–	–	–	–	–	–	2	2
0113	12	2	5	–	2	5	–	2	5	–	–	–	–	–	–	12	–	–
0114	–	1	1	–	–	–	–	–	–	–	–	–	–	–	–	–	1	1
0115	55	23	43	34	23	43	26	16	28	7	7	15	1	–	–	21	–	–
0119	8	4	4	6	4	4	5	2	4	1	2	–	–	–	–	2	–	–
0121	–	13	14	–	1	–	–	1	–	–	–	–	–	–	–	–	12	14
0131	1	–	–	–	–	–	–	–	–	–	–	–	–	–	–	1	–	–
0133	4	5	4	2	5	4	2	5	3	–	–	1	–	–	–	2	–	–
0139	–	1	2	–	1	1	–	1	1	–	–	–	–	–	–	–	–	1
0142	1	–	–	–	–	–	–	–	–	–	–	–	–	–	–	1	–	–
0151	6	1	1	2	1	1	2	1	–	–	–	1	–	–	–	4	–	–
0155	4	1	6	2	1	6	2	1	6	–	–	–	–	–	–	2	–	–
0161	10	2	3	3	2	3	1	2	3	2	–	–	–	–	–	7	–	–
0163	1	1	–	1	1	–	1	1	–	–	–	–	–	–	–	–	–	–
0210	5	4	2	2	4	2	1	3	2	1	1	–	–	–	–	3	–	–
0220	3	–	1	1	–	1	1	–	1	–	–	–	–	–	–	2	–	–
0230	3	1	–	2	1	–	2	1	–	–	–	–	–	–	–	1	–	–
0321	2	3	1	2	3	1	2	3	1	–	–	–	–	–	–	–	–	–
0322	2	–	–	1	–	–	–	–	–	1	–	–	–	–	–	1	–	–
0500	1	–	–	–	–	–	–	–	–	–	–	–	–	–	–	1	–	–
0710	1	–	–	–	–	–	–	–	–	–	–	–	–	–	–	1	–	–
0724	1	2	1	–	–	–	–	–	–	–	–	–	–	–	–	1	2	1
0810	7	2	2	4	2	2	3	1	2	1	–	–	–	1	–	3	–	–
1011	2	–	1	1	–	1	–	–	1	1	–	–	–	–	–	1	–	–
1012	16	11	8	5	4	2	1	2	–	4	2	2	–	–	–	11	7	6
1013	1	–	–	–	–	–	–	–	–	–	–	–	–	–	–	1	–	–
1031	4	–	–	–	–	–	–	–	–	–	–	–	–	–	–	4	–	–
1033	2	–	–	–	–	–	–	–	–	–	–	–	–	–	–	2	–	–
1041	3	1	1	1	1	1	1	1	–	–	–	1	–	–	–	2	–	–
1042	4	–	–	–	–	–	–	–	–	–	–	–	–	–	–	4	–	–
1052	2	–	1	–	–	1	–	–	–	–	–	1	–	–	–	2	–	–
1053	4	2	1	1	2	1	1	–	–	–	2	1	–	–	–	3	–	–
1061	2	1	–	–	1	–	–	1	–	–	–	–	–	–	–	2	–	–
1066	8	2	4	6	2	4	2	2	4	3	–	–	1	–	–	2	–	–
1069	1	–	2	–	–	2	–	–	2	–	–	–	–	–	–	1	–	–
1071	2	1	–	–	1	–	–	1	–	–	–	–	–	–	–	2	–	–
1072	4	4	4	1	4	4	1	4	3	–	–	1	–	–	–	3	–	–
1081	–	–	4	–	–	4	–	–	2	–	–	2	–	–	–	–	–	–
1091	43	13	6	14	13	6	7	8	6	7	5	–	–	–	–	29	–	–
1092	1	1	–	–	1	–	–	–	–	–	1	–	–	–	–	1	–	–
1094	7	1	1	5	1	1	5	1	1	–	–	–	–	–	–	2	–	–
1099	7	–	1	1	–	1	–	–	1	1	–	–	–	–	–	6	–	–
1111	–	–	3	–	–	–	–	–	–	–	–	–	–	–	–	–	–	3
1113	67	24	18	41	20	15	34	14	8	4	2	3	3	4	4	26	4	3
1121	3	1	1	–	–	–	–	–	–	–	–	–	–	–	–	3	1	1
1122	71	68	49	56	68	49	42	51	30	13	17	17	1	–	2	15	–	–
1311	–	1	–	–	1	–	–	–	–	–	–	–	–	1	–	–	–	–
1312	1	–	–	–	–	–	–	–	–	–	–	–	–	–	–	1	–	–
1351	1	–	–	1	–	–	–	–	–	1	–	–	–	–	–	–	–	–
1354	1	–	–	–	–	–	–	–	–	–	–	–	–	–	–	1	–	–
1411	6	–	–	–	–	–	–	–	–	–	–	–	–	–	–	6	–	–
1412	36	2	2	7	2	2	4	–	1	3	2	1	–	–	–	29	–	–
1413	1	–	–	–	–	–	–	–	–	–	–	–	–	–	–	1	–	–
1414	–	–	1	–	–	–	–	–	–	–	–	–	–	–	–	–	–	1
1422	3	–	–	–	–	–	–	–	–	–	–	–	–	–	–	3	–	–
1510	5	5	4	3	5	4	2	5	4	1	–	–	–	–	–	2	–	–
1521	1	1	1	–	–	–	–	–	–	–	–	–	–	–	–	1	1	1
1531	1	1	–	–	–	–	–	–	–	–	–	–	–	–	–	1	1	–
1532	–	2	–	–	–	–	–	–	–	–	–	–	–	–	–	–	2	–
1533	2	–	–	1	–	–	1	–	–	–	–	–	–	–	–	1	–	–
1610	1	5	2	–	–	1	–	–	–	–	–	1	–	–	–	1	5	1
1622	3	–	1	–	–	1	–	–	1	–	–	–	–	–	–	3	–	–
1721	–	1	–	–	–	–	–	–	–	–	–	–	–	–	–	–	1	–
1731	2	–	2	1	–	–	1	–	–	–	–	–	–	–	–	1	–	2
1733	2	–	–	2	–	–	2	–	–	–	–	–	–	–	–	–	–	–
1741	–	2	–	–	–	–	–	–	–	–	–	–	–	–	–	–	2	–
1749	–	1	3	–	–	1	–	–	–	–	–	1	–	–	–	–	1	2
1811	3	5	2	2	3	2	1	3	2	1	–	–	–	–	–	1	2	–
1812	–	4	2	–	–	–	–	–	–	–	–	–	–	–	–	–	4	2
1813	1	–	2	–	–	2	–	–	–	–	–	2	–	–	–	1	–	–
1910	–	1	3	–	–	–	–	–	–	–	–	–	–	–	–	–	1	3

Capítulo 10 - Piauí

10.1 - Quantidade de acidentes do trabalho, por situação do registro e motivo, segundo a Classificação Nacional de Atividades Econômicas (CNAE), no estado do Piauí - 2013/2015

(continuação)

CNAE	QUANTIDADE DE ACIDENTES DO TRABALHO																	
	Total			Com CAT Registrada												Sem CAT Registrada		
				Total			Motivo											
							Típico			Trajeto			Doença do Trabalho					
	2013	2014	2015	2013	2014	2015	2013	2014	2015	2013	2014	2015	2013	2014	2015	2013	2014	2015
1921	8	2	14	8	2	13	8	2	13	–	–	–	–	–	–	–	–	1
1931	32	54	42	17	52	42	12	46	35	5	6	7	–	–	–	15	2	–
2013	1	1	–	1	1	–	1	1	–	–	–	–	–	–	–	–	–	–
2021	–	1	–	–	–	–	–	–	–	–	–	–	–	–	–	–	1	–
2031	–	1	–	–	1	–	–	1	–	–	–	–	–	–	–	–	–	–
2040	–	1	–	–	–	–	–	–	–	–	–	–	–	–	–	–	1	–
2062	6	–	–	1	–	–	1	–	–	–	–	–	–	–	–	5	–	–
2071	2	–	–	–	–	–	–	–	–	–	–	–	–	–	–	2	–	–
2091	–	1	–	–	–	–	–	–	–	–	–	–	–	–	–	–	1	–
2099	1	1	–	–	1	–	–	1	–	–	–	–	–	–	–	1	–	–
2110	1	3	2	1	3	1	–	2	1	–	1	–	1	–	–	–	–	1
2121	2	6	5	2	6	5	1	4	3	1	2	2	–	–	–	–	–	–
2211	–	3	–	–	–	–	–	–	–	–	–	–	–	–	–	–	3	–
2212	2	–	1	2	–	1	2	–	–	–	–	1	–	–	–	–	–	–
2219	–	27	25	–	1	1	–	1	–	–	–	1	–	–	–	–	26	24
2221	–	1	–	–	1	–	–	1	–	–	–	–	–	–	–	–	–	–
2222	7	2	3	–	2	2	–	1	2	–	–	–	–	1	–	7	–	1
2223	1	–	–	–	–	–	–	–	–	–	–	–	–	–	–	1	–	–
2229	8	3	4	4	3	4	3	1	3	1	2	1	–	–	–	4	–	–
2311	1	1	2	1	1	2	1	1	2	–	–	–	–	–	–	–	–	–
2319	–	3	–	–	3	–	–	3	–	–	–	–	–	–	–	–	–	–
2320	23	17	15	22	17	15	20	16	13	2	1	2	–	–	–	1	–	–
2330	23	22	13	13	22	13	8	16	12	5	6	1	–	–	–	10	–	–
2342	80	32	21	31	32	21	24	25	15	6	7	6	1	–	–	49	–	–
2349	1	1	–	–	1	–	–	1	–	–	–	–	–	–	–	1	–	–
2391	6	1	–	3	1	–	2	–	–	1	1	–	–	–	–	3	–	–
2399	–	–	1	–	–	1	–	–	1	–	–	–	–	–	–	–	–	–
2424	16	18	24	11	18	24	10	15	20	1	3	4	–	–	–	5	–	–
2452	–	1	1	–	–	–	–	–	–	–	–	–	–	–	–	–	1	1
2511	3	7	4	–	5	3	–	3	3	–	2	–	–	–	–	3	2	1
2512	10	7	1	2	4	1	2	4	1	–	–	–	–	–	–	8	3	–
2521	–	1	–	–	–	–	–	–	–	–	–	–	–	–	–	–	1	–
2522	–	4	–	–	–	–	–	–	–	–	–	–	–	–	–	–	4	–
2542	3	–	–	1	–	–	1	–	–	–	–	–	–	–	–	2	–	–
2591	1	5	4	1	5	4	1	5	3	–	–	1	–	–	–	–	–	–
2599	8	5	3	2	5	3	1	3	1	1	2	2	–	–	–	6	–	–
2731	2	1	–	–	–	–	–	–	–	–	–	–	–	–	–	2	1	–
2733	6	5	4	1	5	4	1	5	4	–	–	–	–	–	–	5	–	–
2740	–	–	1	–	–	1	–	–	–	–	–	1	–	–	–	–	–	–
2751	1	2	–	–	–	–	–	–	–	–	–	–	–	–	–	1	2	–
2811	1	3	1	1	–	–	1	–	–	–	–	–	–	–	–	–	3	1
2812	–	1	1	–	1	1	–	1	1	–	–	–	–	–	–	–	–	–
2813	–	–	1	–	–	–	–	–	–	–	–	–	–	–	–	–	–	1
2833	1	1	–	–	–	–	–	–	–	–	–	–	–	–	–	1	1	–
2869	1	–	–	–	–	–	–	–	–	–	–	–	–	–	–	1	–	–
2910	–	1	–	–	1	–	–	1	–	–	–	–	–	–	–	–	–	–
2930	5	2	1	1	2	1	1	2	1	–	–	–	–	–	–	4	–	–
3011	1	–	–	–	–	–	–	–	–	–	–	–	–	–	–	1	–	–
3092	11	8	4	4	8	4	2	2	2	2	6	2	–	–	–	7	–	–
3101	10	1	2	4	1	2	1	1	1	3	–	1	–	–	–	6	–	–
3102	8	–	–	1	–	–	1	–	–	–	–	–	–	–	–	7	–	–
3104	9	4	5	5	4	5	5	1	2	–	3	3	–	–	–	4	–	–
3230	–	10	5	–	–	–	–	–	–	–	–	–	–	–	–	–	10	5
3240	–	–	1	–	–	1	–	–	1	–	–	–	–	–	–	–	–	–
3250	1	–	–	–	–	–	–	–	–	–	–	–	–	–	–	1	–	–
3291	1	3	7	–	–	–	–	–	–	–	–	–	–	–	–	1	3	7
3299	6	4	–	3	4	–	2	2	–	1	2	–	–	–	–	3	–	–
3313	1	–	–	–	–	–	–	–	–	–	–	–	–	–	–	1	–	–
3314	1	–	–	–	–	–	–	–	–	–	–	–	–	–	–	1	–	–
3329	1	1	3	–	1	3	–	–	2	–	1	1	–	–	–	1	–	–
3511	8	5	3	7	4	3	3	3	2	4	1	1	–	–	–	1	1	–
3512	12	18	34	5	18	34	2	12	28	3	6	6	–	–	–	7	–	–
3600	10	4	8	6	4	8	3	4	3	3	–	5	–	–	–	4	–	–
3702	3	–	–	–	–	–	–	–	–	–	–	–	–	–	–	3	–	–
3811	95	56	20	55	56	20	44	46	18	11	10	2	–	–	–	40	–	–
3821	–	1	–	–	1	–	–	1	–	–	–	–	–	–	–	–	–	–
3839	1	–	–	–	–	–	–	–	–	–	–	–	–	–	–	1	–	–
4110	40	17	3	20	17	3	14	8	1	5	9	2	1	–	–	20	–	–
4120	567	251	166	229	251	164	150	169	99	75	77	63	4	5	2	338	–	2
4211	35	26	11	18	26	11	14	21	7	3	5	4	1	–	–	17	–	–
4212	14	1	1	1	1	–	–	1	–	1	–	–	–	–	–	13	–	1
4221	62	41	47	24	24	27	19	17	22	3	5	5	2	2	–	38	17	20
4222	3	1	–	1	1	–	1	–	–	–	1	–	–	–	–	2	–	–
4223	–	–	1	–	–	–	–	–	–	–	–	–	–	–	–	–	–	1

Capítulo 10 - Piauí

10.1 - Quantidade de acidentes do trabalho, por situação do registro e motivo, segundo a Classificação Nacional de Atividades Econômicas (CNAE), no estado do Piauí - 2013/2015

(continuação)

CNAE	QUANTIDADE DE ACIDENTES DO TRABALHO																	
	Total			Com CAT Registrada												Sem CAT Registrada		
				Total			Motivo											
							Típico			Trajeto			Doença do Trabalho					
	2013	2014	2015	2013	2014	2015	2013	2014	2015	2013	2014	2015	2013	2014	2015	2013	2014	2015
4292	14	3	1	–	3	1	–	2	1	–	1	–	–	–	–	14	–	–
4299	8	9	15	3	9	15	1	9	12	2	–	1	–	–	2	5	–	–
4311	1	–	–	–	–	–	–	–	–	–	–	–	–	–	–	1	–	–
4312	–	–	2	–	–	2	–	–	1	–	–	1	–	–	–	–	–	–
4313	7	–	1	4	–	1	4	–	1	–	–	–	–	–	–	3	–	–
4319	–	–	2	–	–	2	–	–	2	–	–	–	–	–	–	–	–	–
4321	51	25	14	31	25	14	28	20	12	3	5	2	–	–	–	20	–	–
4322	14	2	3	5	2	3	3	2	2	2	–	1	–	–	–	9	–	–
4329	3	–	1	1	–	1	–	–	–	1	–	1	–	–	–	2	–	–
4330	19	1	1	3	1	1	3	–	1	–	1	–	–	–	–	16	–	–
4391	5	2	–	3	2	–	3	–	–	–	2	–	–	–	–	2	–	–
4399	23	3	2	1	3	2	1	2	2	–	1	–	–	–	–	22	–	–
4511	18	9	4	7	9	4	2	7	–	5	2	3	–	–	1	11	–	–
4512	–	4	–	–	–	–	–	–	–	–	–	–	–	–	–	–	4	–
4520	14	1	1	3	1	1	1	–	1	2	1	–	–	–	–	11	–	–
4530	26	6	15	9	6	15	4	4	12	5	2	3	–	–	–	17	–	–
4541	21	8	9	8	7	7	2	1	1	6	6	5	–	–	1	13	1	2
4543	–	1	–	–	–	–	–	–	–	–	–	–	–	–	–	–	1	–
4617	1	–	2	–	–	2	–	–	1	–	–	1	–	–	–	1	–	–
4618	2	1	–	–	1	–	–	–	–	–	1	–	–	–	–	2	–	–
4619	1	2	–	–	2	–	–	–	–	–	1	–	–	1	–	1	–	–
4622	1	–	–	–	–	–	–	–	–	–	–	–	–	–	–	1	–	–
4631	1	–	–	–	–	–	–	–	–	–	–	–	–	–	–	1	–	–
4632	3	1	1	3	1	1	2	–	1	1	1	–	–	–	–	–	–	–
4633	6	2	4	2	2	4	–	1	1	2	1	3	–	–	–	4	–	–
4634	3	2	–	–	2	–	–	–	–	–	2	–	–	–	–	3	–	–
4635	55	15	22	21	15	22	10	5	7	9	9	15	2	1	–	34	–	–
4636	1	–	1	1	–	1	1	–	–	–	–	1	–	–	–	–	–	–
4637	10	4	1	5	4	1	2	3	–	3	1	1	–	–	–	5	–	–
4639	17	8	10	6	8	10	5	5	7	1	3	3	–	–	–	11	–	–
4641	1	1	1	–	1	1	–	1	–	–	–	1	–	–	–	1	–	–
4643	1	–	1	–	–	1	–	–	–	–	–	1	–	–	–	1	–	–
4644	8	–	1	1	–	1	1	–	–	–	–	1	–	–	–	7	–	–
4645	1	–	–	–	–	–	–	–	–	–	–	–	–	–	–	1	–	–
4646	1	1	2	–	1	2	–	–	–	–	1	2	–	–	–	1	–	–
4647	1	–	1	–	–	1	–	–	1	–	–	–	–	–	–	1	–	–
4649	3	5	2	–	5	2	–	2	–	–	2	2	–	1	–	3	–	–
4661	5	1	1	3	1	1	2	1	1	1	–	–	–	–	–	2	–	–
4662	4	2	–	4	2	–	4	2	–	–	–	–	–	–	–	–	–	–
4669	–	1	–	–	1	–	–	–	–	–	1	–	–	–	–	–	–	–
4671	1	1	–	1	1	–	–	1	–	1	–	–	–	–	–	–	–	–
4674	1	–	–	–	–	–	–	–	–	–	–	–	–	–	–	1	–	–
4679	2	1	1	1	1	1	1	–	1	–	1	–	–	–	–	1	–	–
4681	6	1	1	1	1	1	1	1	–	–	–	1	–	–	–	5	–	–
4682	2	–	1	1	–	1	1	–	–	–	–	1	–	–	–	1	–	–
4683	–	2	–	–	2	–	–	1	–	–	1	–	–	–	–	–	–	–
4687	1	–	1	–	–	1	–	–	1	–	–	–	–	–	–	1	–	–
4689	3	–	–	1	–	–	–	–	–	1	–	–	–	–	–	2	–	–
4691	15	9	2	2	9	2	1	1	1	1	6	1	–	2	–	13	–	–
4692	1	1	1	–	1	1	–	1	1	–	–	–	–	–	–	1	–	–
4693	47	14	28	23	14	28	10	4	12	11	10	15	2	–	1	24	–	–
4711	99	31	36	32	31	36	15	16	29	17	15	7	–	–	–	67	–	–
4712	27	–	2	2	–	2	1	–	2	1	–	–	–	–	–	25	–	–
4713	21	8	10	9	8	10	–	2	4	9	6	6	–	–	–	12	–	–
4721	3	–	1	1	–	1	–	–	–	1	–	1	–	–	–	2	–	–
4722	5	1	–	4	1	–	3	–	–	1	1	–	–	–	–	1	–	–
4723	6	6	10	3	6	10	2	3	6	1	3	4	–	–	–	3	–	–
4724	6	2	–	2	2	–	1	1	–	1	1	–	–	–	–	4	–	–
4729	1	–	–	–	–	–	–	–	–	–	–	–	–	–	–	1	–	–
4731	21	4	6	4	4	6	2	1	3	2	3	3	–	–	–	17	–	–
4732	1	–	–	–	–	–	–	–	–	–	–	–	–	–	–	1	–	–
4741	1	–	–	–	–	–	–	–	–	–	–	–	–	–	–	1	–	–
4742	5	–	–	2	–	–	2	–	–	–	–	–	–	–	–	3	–	–
4743	–	1	2	–	1	2	–	–	1	–	1	1	–	–	–	–	–	–
4744	73	9	13	13	9	13	8	7	6	4	2	7	1	–	–	60	–	–
4751	6	–	1	–	–	1	–	–	–	–	–	1	–	–	–	6	–	–
4752	4	1	–	1	1	–	1	–	–	–	1	–	–	–	–	3	–	–
4753	5	4	4	3	4	4	1	3	3	2	1	1	–	–	–	2	–	–
4754	29	21	13	14	21	13	5	8	6	9	13	7	–	–	–	15	–	–
4755	15	1	4	3	1	4	1	–	3	2	1	1	–	–	–	12	–	–
4756	–	–	1	–	–	1	–	–	–	–	–	1	–	–	–	–	–	–
4757	1	–	2	–	–	2	–	–	–	–	–	2	–	–	–	1	–	–
4759	6	1	–	–	1	–	–	–	–	–	1	–	–	–	–	6	–	–
4761	4	–	–	–	–	–	–	–	–	–	–	–	–	–	–	4	–	–
4763	4	1	1	–	1	1	–	–	–	–	1	1	–	–	–	4	–	–
4771	12	1	5	2	1	5	–	–	1	2	1	4	–	–	–	10	–	–
4772	6	2	–	1	2	–	–	1	–	1	1	–	–	–	–	5	–	–

Capítulo 10 - Piauí

10.1 - Quantidade de acidentes do trabalho, por situação do registro e motivo, segundo a Classificação Nacional de Atividades Econômicas (CNAE), no estado do Piauí - 2013/2015

(continuação)

CNAE	QUANTIDADE DE ACIDENTES DO TRABALHO																	
	Total			Com CAT Registrada												Sem CAT Registrada		
				Total			Motivo											
							Típico			Trajeto			Doença do Trabalho					
	2013	2014	2015	2013	2014	2015	2013	2014	2015	2013	2014	2015	2013	2014	2015	2013	2014	2015
4773	1	–	–	–	–	–	–	–	–	–	–	–	–	–	–	1	–	–
4774	4	1	1	–	1	1	–	–	–	–	1	1	–	–	–	4	–	–
4781	25	16	17	11	16	17	6	8	5	5	8	12	–	–	–	14	–	–
4782	3	2	1	–	2	1	–	1	1	–	1	–	–	–	–	3	–	–
4783	1	–	1	–	–	1	–	–	1	–	–	–	–	–	–	1	–	–
4784	13	1	3	2	1	3	1	1	1	1	–	2	–	–	–	11	–	–
4789	14	–	2	7	–	2	3	–	1	4	–	1	–	–	–	7	–	–
4911	4	1	3	2	1	3	2	1	3	–	–	–	–	–	–	2	–	–
4921	75	18	21	21	18	21	10	7	9	11	11	12	–	–	–	54	–	–
4922	29	6	8	6	6	8	3	4	5	3	2	3	–	–	–	23	–	–
4923	1	–	–	–	–	–	–	–	–	–	–	–	–	–	–	1	–	–
4924	1	–	–	–	–	–	–	–	–	–	–	–	–	–	–	1	–	–
4929	1	–	1	–	–	1	–	–	1	–	–	–	–	–	–	1	–	–
4930	29	26	24	12	24	23	8	17	15	3	7	8	1	–	–	17	2	1
5011	1	–	–	–	–	–	–	–	–	–	–	–	–	–	–	1	–	–
5030	1	–	2	–	–	–	–	–	–	–	–	–	–	–	–	1	–	2
5091	2	–	–	–	–	–	–	–	–	–	–	–	–	–	–	2	–	–
5111	5	13	17	5	–	2	3	–	–	2	–	2	–	–	–	–	13	15
5112	–	1	–	–	–	–	–	–	–	–	–	–	–	–	–	–	1	–
5211	3	3	4	2	1	3	2	–	3	–	1	–	–	–	–	1	2	1
5212	4	5	6	1	–	1	1	–	–	–	–	1	–	–	–	3	5	5
5221	–	1	–	–	–	–	–	–	–	–	–	–	–	–	–	–	1	–
5223	–	1	–	–	–	–	–	–	–	–	–	–	–	–	–	–	1	–
5229	2	1	3	–	1	1	–	–	1	–	–	–	–	1	–	2	–	2
5240	4	6	1	2	6	1	1	3	1	1	2	–	–	1	–	2	–	–
5250	9	2	–	5	2	–	4	2	–	1	–	–	–	–	–	4	–	–
5310	304	146	102	260	146	102	233	120	74	6	9	13	21	17	15	44	–	–
5320	4	–	–	1	–	–	1	–	–	–	–	–	–	–	–	3	–	–
5510	18	7	3	4	7	3	4	6	2	–	1	1	–	–	–	14	–	–
5611	65	18	8	9	18	8	7	10	2	2	8	6	–	–	–	56	–	–
5620	2	2	2	1	2	2	1	2	1	–	–	1	–	–	–	1	–	–
5811	1	–	–	–	–	–	–	–	–	–	–	–	–	–	–	1	–	–
5822	1	–	–	–	–	–	–	–	–	–	–	–	–	–	–	1	–	–
5829	4	–	–	–	–	–	–	–	–	–	–	–	–	–	–	4	–	–
5911	1	1	–	–	–	–	–	–	–	–	–	–	–	–	–	1	1	–
5913	1	–	–	–	–	–	–	–	–	–	–	–	–	–	–	1	–	–
6010	2	–	–	–	–	–	–	–	–	–	–	–	–	–	–	2	–	–
6021	3	3	–	1	2	–	–	–	–	1	2	–	–	–	–	2	1	–
6022	1	–	–	–	–	–	–	–	–	–	–	–	–	–	–	1	–	–
6110	–	1	1	–	1	1	–	–	–	–	–	–	–	1	1	–	–	–
6120	1	1	–	1	1	–	–	–	–	1	1	–	–	–	–	–	–	–
6190	1	3	1	–	3	1	–	3	1	–	–	–	–	–	–	1	–	–
6201	–	5	3	–	–	1	–	–	–	–	–	1	–	–	–	–	5	2
6204	1	–	–	1	–	–	–	–	–	1	–	–	–	–	–	–	–	–
6311	–	–	3	–	–	2	–	–	1	–	–	–	–	–	1	–	–	1
6421	17	2	3	5	2	3	3	2	1	–	–	–	2	–	2	12	–	–
6422	34	12	6	7	12	6	1	4	1	1	–	1	5	8	4	27	–	–
6423	–	2	4	–	2	4	–	–	2	–	1	–	–	1	2	–	–	–
6436	5	1	–	2	1	–	–	–	–	1	1	–	1	–	–	3	–	–
6462	1	–	–	1	–	–	–	–	–	1	–	–	–	–	–	–	–	–
6493	–	1	–	–	1	–	–	–	–	–	1	–	–	–	–	–	–	–
6499	2	2	–	1	2	–	1	1	–	–	1	–	–	–	–	1	–	–
6550	7	10	3	2	10	3	–	1	1	1	8	2	1	1	–	5	–	–
6613	–	1	–	–	–	–	–	–	–	–	–	–	–	–	–	–	1	–
6630	–	1	–	–	–	–	–	–	–	–	–	–	–	–	–	–	1	–
6810	3	1	–	1	1	–	1	–	–	–	1	–	–	–	–	2	–	–
6821	1	–	–	1	–	–	–	–	–	1	–	–	–	–	–	–	–	–
6822	2	15	12	2	15	12	1	5	3	1	10	9	–	–	–	–	–	–
6911	1	–	–	–	–	–	–	–	–	–	–	–	–	–	–	1	–	–
6920	4	1	1	1	1	1	–	–	–	1	1	1	–	–	–	3	–	–
7010	–	1	–	–	–	–	–	–	–	–	–	–	–	–	–	–	1	–
7020	4	–	–	2	–	–	2	–	–	–	–	–	–	–	–	2	–	–
7111	2	–	–	–	–	–	–	–	–	–	–	–	–	–	–	2	–	–
7112	27	12	17	12	12	17	9	12	11	3	–	6	–	–	–	15	–	–
7119	7	2	2	6	2	2	6	–	2	–	2	–	–	–	–	1	–	–
7210	6	4	10	5	4	10	4	4	4	1	–	4	–	–	2	1	–	–
7311	1	–	1	–	–	–	–	–	–	–	–	–	–	–	–	1	–	1
7312	2	–	–	–	–	–	–	–	–	–	–	–	–	–	–	2	–	–
7319	–	1	1	–	1	1	–	–	1	–	–	–	–	1	–	–	–	–
7320	–	1	1	–	–	1	–	–	–	–	–	1	–	–	–	–	1	–
7420	1	3	3	–	1	–	–	1	–	–	–	–	–	–	–	1	2	3

Capítulo 10 - Piauí

10.1 - Quantidade de acidentes do trabalho, por situação do registro e motivo, segundo a Classificação Nacional de Atividades Econômicas (CNAE), no estado do Piauí - 2013/2015

(conclusão)

CNAE	QUANTIDADE DE ACIDENTES DO TRABALHO																	
	Total			Com CAT Registrada												Sem CAT Registrada		
				Total			Motivo											
							Típico			Trajeto			Doença do Trabalho					
	2013	2014	2015	2013	2014	2015	2013	2014	2015	2013	2014	2015	2013	2014	2015	2013	2014	2015
7490	2	1	1	–	1	1	–	1	–	–	–	1	–	–	–	2	–	–
7711	1	–	3	–	–	3	–	–	–	–	–	3	–	–	–	1	–	–
7732	4	3	1	1	3	1	1	1	1	–	2	–	–	–	–	3	–	–
7733	–	–	1	–	–	–	–	–	–	–	–	–	–	–	–	–	–	1
7739	1	–	2	1	–	2	–	–	2	1	–	–	–	–	–	–	–	–
7740	1	–	–	–	–	–	–	–	–	–	–	–	–	–	–	1	–	–
7810	19	7	5	3	7	5	1	1	4	2	5	1	–	1	–	16	–	–
7820	6	5	2	3	5	2	1	–	1	2	5	1	–	–	–	3	–	–
7830	4	–	–	–	–	–	–	–	–	–	–	–	–	–	–	4	–	–
7911	3	–	–	–	–	–	–	–	–	–	–	–	–	–	–	3	–	–
8011	51	27	25	33	27	25	14	8	4	19	18	20	–	1	1	18	–	–
8012	17	8	3	10	1	1	6	1	1	4	–	–	–	–	–	7	7	2
8020	9	3	4	2	3	4	2	3	1	–	–	3	–	–	–	7	–	–
8030	–	4	7	–	–	–	–	–	–	–	–	–	–	–	–	–	4	7
8111	1	–	–	–	–	–	–	–	–	–	–	–	–	–	–	1	–	–
8112	7	1	2	2	1	2	–	1	–	2	–	2	–	–	–	5	–	–
8121	100	21	14	39	21	14	16	5	3	20	16	11	3	–	–	61	–	–
8122	3	1	–	–	1	–	–	–	–	–	1	–	–	–	–	3	–	–
8129	–	1	–	–	1	–	–	–	–	–	1	–	–	–	–	–	–	–
8130	–	3	3	–	–	–	–	–	–	–	–	–	–	–	–	–	3	3
8211	8	4	3	5	3	2	2	2	1	1	1	1	2	–	–	3	1	1
8219	1	1	–	–	1	–	–	–	–	–	1	–	–	–	–	1	–	–
8220	9	28	54	5	28	54	2	7	11	3	19	38	–	2	5	4	–	–
8230	2	–	–	–	–	–	–	–	–	–	–	–	–	–	–	2	–	–
8291	5	2	1	3	2	1	1	1	1	2	1	–	–	–	–	2	–	–
8292	3	–	–	–	–	–	–	–	–	–	–	–	–	–	–	3	–	–
8299	9	12	6	1	12	6	–	2	2	1	10	4	–	–	–	8	–	–
8411	118	15	8	11	15	8	8	10	6	2	2	1	1	3	1	107	–	–
8412	2	–	–	–	–	–	–	–	–	–	–	–	–	–	–	2	–	–
8413	–	–	1	–	–	1	–	–	1	–	–	–	–	–	–	–	–	–
8423	1	–	–	1	–	–	1	–	–	–	–	–	–	–	–	–	–	–
8430	2	–	–	1	–	–	1	–	–	–	–	–	–	–	–	1	–	–
8511	1	51	43	–	–	1	–	–	–	–	–	1	–	–	–	1	51	42
8512	6	1	1	1	1	1	–	1	–	1	–	–	–	–	1	5	–	–
8513	33	5	3	3	3	3	2	1	3	–	2	–	1	–	–	30	2	–
8520	5	–	2	1	–	2	–	–	–	1	–	2	–	–	–	4	–	–
8531	13	21	22	1	1	4	1	1	4	–	–	–	–	–	–	12	20	18
8532	2	5	1	2	2	1	–	1	–	2	1	1	–	–	–	–	3	–
8593	1	–	–	–	–	–	–	–	–	–	–	–	–	–	–	1	–	–
8599	10	2	4	2	2	4	1	1	–	1	1	4	–	–	–	8	–	–
8610	144	99	106	109	99	106	81	72	85	17	24	17	11	3	4	35	–	–
8630	2	2	–	–	2	–	–	–	–	–	2	–	–	–	–	2	–	–
8640	22	6	26	13	6	26	8	2	16	5	4	10	–	–	–	9	–	–
8650	1	1	–	–	1	–	–	–	–	–	1	–	–	–	–	1	–	–
8660	6	32	50	4	32	50	2	30	49	2	2	1	–	–	–	2	–	–
8690	4	1	–	–	1	–	–	–	–	–	1	–	–	–	–	4	–	–
8711	2	–	–	–	–	–	–	–	–	–	–	–	–	–	–	2	–	–
8712	1	–	–	–	–	–	–	–	–	–	–	–	–	–	–	1	–	–
8730	1	–	–	–	–	–	–	–	–	–	–	–	–	–	–	1	–	–
8800	4	–	–	–	–	–	–	–	–	–	–	–	–	–	–	4	–	–
9001	1	–	–	1	–	–	1	–	–	–	–	–	–	–	–	–	–	–
9102	1	–	–	–	–	–	–	–	–	–	–	–	–	–	–	1	–	–
9312	1	–	–	–	–	–	–	–	–	–	–	–	–	–	–	1	–	–
9313	2	–	1	–	–	1	–	–	–	–	–	1	–	–	–	2	–	–
9329	–	–	1	–	–	1	–	–	–	–	–	1	–	–	–	–	–	–
9420	1	–	–	–	–	–	–	–	–	–	–	–	–	–	–	1	–	–
9430	9	1	–	3	1	–	1	–	–	2	1	–	–	–	–	6	–	–
9491	3	–	1	1	–	1	–	–	1	1	–	–	–	–	–	2	–	–
9499	6	8	12	3	8	12	–	1	3	3	7	8	–	–	1	3	–	–
9511	2	2	–	1	2	–	1	1	–	–	1	–	–	–	–	1	–	–
9512	–	–	2	–	–	2	–	–	2	–	–	–	–	–	–	–	–	–
9521	3	–	–	–	–	–	–	–	–	–	–	–	–	–	–	3	–	–
9529	1	–	–	1	–	–	–	–	–	1	–	–	–	–	–	–	–	–
9601	1	–	–	–	–	–	–	–	–	–	–	–	–	–	–	1	–	–
9602	4	1	–	–	1	–	–	–	–	–	1	–	–	–	–	4	–	–
9603	6	–	–	4	–	–	1	–	–	3	–	–	–	–	–	2	–	–
Ignorado	578	2.526	2.019	6	3	7	5	2	4	1	1	2	–	–	1	572	2.523	2.012

Fonte: DATAPREV, CAT, SUB.
Nota: Os dados são preliminares, estando sujeitos a correções.

Capítulo 10 - Piauí

10.2 - Quantidade de acidentes do trabalho, por situação do registro e motivo, segundo os grupos de idade e sexo, no estado do Piauí - 2013/2015

GRUPOS DE IDADE E SEXO	QUANTIDADE DE ACIDENTES DO TRABALHO																	
	Total			Com CAT Registrada												Sem CAT Registrada		
				Total			Motivo											
							Típico			Trajeto			Doença do Trabalho					
	2013	2014	2015	2013	2014	2015	2013	2014	2015	2013	2014	2015	2013	2014	2015	2013	2014	2015
TOTAL	**4.445**	**4.467**	**3.772**	**1.653**	**1.663**	**1.525**	**1.130**	**1.078**	**958**	**453**	**525**	**513**	**70**	**60**	**54**	**2.792**	**2.804**	**2.247**
Masculino	**3.566**	**3.436**	**2.842**	**1.395**	**1.343**	**1.203**	**967**	**903**	**767**	**381**	**403**	**401**	**47**	**37**	**35**	**2.171**	**2.093**	**1.639**
Feminino	**879**	**1.031**	**930**	**258**	**320**	**322**	**163**	**175**	**191**	**72**	**122**	**112**	**23**	**23**	**19**	**621**	**711**	**608**
Ignorado	**–**	**–**	**–**	**–**	**–**	**–**	**–**	**–**	**–**	**–**	**–**	**–**	**–**	**–**	**–**	**–**	**–**	**–**
Até 19 anos	58	54	51	25	29	30	20	17	16	5	12	14	–	–	–	33	25	21
Masculino	50	43	40	22	23	23	18	14	11	4	9	12	–	–	–	28	20	17
Feminino	8	11	11	3	6	7	2	3	5	1	3	2	–	–	–	5	5	4
Ignorado	–	–	–	–	–	–	–	–	–	–	–	–	–	–	–	–	–	–
20 a 24 anos	402	421	382	187	196	205	111	127	123	71	69	79	5	–	3	215	225	177
Masculino	345	336	292	161	164	167	94	112	105	64	52	59	3	–	3	184	172	125
Feminino	57	85	90	26	32	38	17	15	18	7	17	20	2	–	–	31	53	52
Ignorado	–	–	–	–	–	–	–	–	–	–	–	–	–	–	–	–	–	–
25 a 29 anos	723	743	605	308	357	305	205	221	182	94	125	117	9	11	6	415	386	300
Masculino	592	574	460	250	277	233	178	186	145	67	86	83	5	5	5	342	297	227
Feminino	131	169	145	58	80	72	27	35	37	27	39	34	4	6	1	73	89	73
Ignorado	–	–	–	–	–	–	–	–	–	–	–	–	–	–	–	–	–	–
30 a 34 anos	836	782	647	376	334	296	255	212	195	113	114	89	8	8	12	460	448	351
Masculino	668	624	510	314	281	236	215	176	155	92	99	71	7	6	10	354	343	274
Feminino	168	158	137	62	53	60	40	36	40	21	15	18	1	2	2	106	105	77
Ignorado	–	–	–	–	–	–	–	–	–	–	–	–	–	–	–	–	–	–
35 a 39 anos	644	712	584	257	280	226	186	173	142	62	87	75	9	20	9	387	432	358
Masculino	518	528	435	220	211	172	163	138	111	51	62	57	6	11	4	298	317	263
Feminino	126	184	149	37	69	54	23	35	31	11	25	18	3	9	5	89	115	95
Ignorado	–	–	–	–	–	–	–	–	–	–	–	–	–	–	–	–	–	–
40 a 44 anos	493	508	433	153	162	155	111	107	109	32	46	37	10	9	9	340	346	278
Masculino	377	394	300	120	137	119	86	93	87	29	37	29	5	7	3	257	257	181
Feminino	116	114	133	33	25	36	25	14	22	3	9	8	5	2	6	83	89	97
Ignorado	–	–	–	–	–	–	–	–	–	–	–	–	–	–	–	–	–	–
45 a 49 anos	478	455	381	128	117	121	93	84	78	27	30	41	8	3	2	350	338	260
Masculino	363	333	270	122	87	95	88	64	59	27	21	35	7	2	1	241	246	175
Feminino	115	122	111	6	30	26	5	20	19	–	9	6	1	1	1	109	92	85
Ignorado	–	–	–	–	–	–	–	–	–	–	–	–	–	–	–	–	–	–
50 a 54 anos	424	411	358	106	90	87	68	64	54	22	19	25	16	7	8	318	321	271
Masculino	326	275	260	90	78	75	58	55	44	21	18	24	11	5	7	236	197	185
Feminino	98	136	98	16	12	12	10	9	10	1	1	1	5	2	1	82	124	86
Ignorado	–	–	–	–	–	–	–	–	–	–	–	–	–	–	–	–	–	–
55 a 59 anos	282	277	228	84	60	58	62	47	34	19	11	19	3	2	5	198	217	170
Masculino	237	236	191	70	52	48	51	41	30	18	10	16	1	1	2	167	184	143
Feminino	45	41	37	14	8	10	11	6	4	1	1	3	2	1	3	31	33	27
Ignorado	–	–	–	–	–	–	–	–	–	–	–	–	–	–	–	–	–	–
60 a 64 anos	87	89	83	20	27	30	12	17	18	7	10	12	1	–	–	67	62	53
Masculino	74	78	69	17	22	27	9	15	16	7	7	11	1	–	–	57	56	42
Feminino	13	11	14	3	5	3	3	2	2	–	3	1	–	–	–	10	6	11
Ignorado	–	–	–	–	–	–	–	–	–	–	–	–	–	–	–	–	–	–
65 a 69 anos	12	13	15	5	10	9	4	8	5	1	2	4	–	–	–	7	3	6
Masculino	10	13	10	5	10	5	4	8	2	1	2	3	–	–	–	5	3	5
Feminino	2	–	5	–	–	4	–	–	3	–	–	1	–	–	–	2	–	1
Ignorado	–	–	–	–	–	–	–	–	–	–	–	–	–	–	–	–	–	–
70 anos e mais	5	2	5	3	1	3	2	1	2	–	–	1	1	–	–	2	1	2
Masculino	5	2	5	3	1	3	2	1	2	–	–	1	1	–	–	2	1	2
Feminino	–	–	–	–	–	–	–	–	–	–	–	–	–	–	–	–	–	–
Ignorado	–	–	–	–	–	–	–	–	–	–	–	–	–	–	–	–	–	–
Ignorada	1	–	–	1	–	–	1	–	–	–	–	–	–	–	–	–	–	–
Masculino	1	–	–	1	–	–	1	–	–	–	–	–	–	–	–	–	–	–
Feminino	–	–	–	–	–	–	–	–	–	–	–	–	–	–	–	–	–	–
Ignorado	–	–	–	–	–	–	–	–	–	–	–	–	–	–	–	–	–	–

Fonte: DATAPREV, CAT, SUB.
Nota: Os dados são preliminares, estando sujeitos a correções.

Capítulo 10 - Piauí

10.3 - Quantidade mensal de acidentes do trabalho, por situação do registro e motivo, no estado do Piauí - 2013/2015

MESES	QUANTIDADE DE ACIDENTES DO TRABALHO																	
	Total			Com CAT Registrada												Sem CAT Registrada		
				Total			Motivo											
							Típico			Trajeto			Doença do Trabalho					
	2013	2014	2015	2013	2014	2015	2013	2014	2015	2013	2014	2015	2013	2014	2015	2013	2014	2015
TOTAL	**4.445**	**4.467**	**3.772**	**1.653**	**1.663**	**1.525**	**1.130**	**1.078**	**958**	**453**	**525**	**513**	**70**	**60**	**54**	**2.792**	**2.804**	**2.247**
Janeiro	316	337	331	119	131	113	75	80	76	36	49	35	8	2	2	197	206	218
Fevereiro	274	369	305	93	126	114	65	76	65	25	48	42	3	2	7	181	243	191
Março	332	354	330	114	124	123	67	73	73	44	45	44	3	6	6	218	230	207
Abril	390	363	311	150	149	131	101	99	84	38	44	40	11	6	7	240	214	180
Maio	384	373	328	137	152	134	93	104	88	35	38	42	9	10	4	247	221	194
Junho	422	349	302	133	129	123	76	84	71	54	38	48	3	7	4	289	220	179
Julho	370	398	348	126	153	139	89	114	87	29	37	46	8	2	6	244	245	209
Agosto	362	403	307	127	140	134	78	84	84	44	53	48	5	3	2	235	263	173
Setembro	387	418	328	129	157	142	88	108	88	36	46	49	5	3	5	258	261	186
Outubro	454	436	308	193	156	116	151	106	83	36	41	30	6	9	3	261	280	192
Novembro	444	334	287	212	122	114	171	74	77	38	43	34	3	5	3	232	212	173
Dezembro	310	333	287	120	124	142	76	76	82	38	43	55	6	5	5	190	209	145

Fonte: DATAPREV, CAT, SUB.
Nota: Os dados são preliminares, estando sujeitos a correções.

DISTRIBUIÇÃO DE ACIDENTES DO TRABALHO, POR MOTIVO, NO ESTADO DO PIAUÍ - 2015

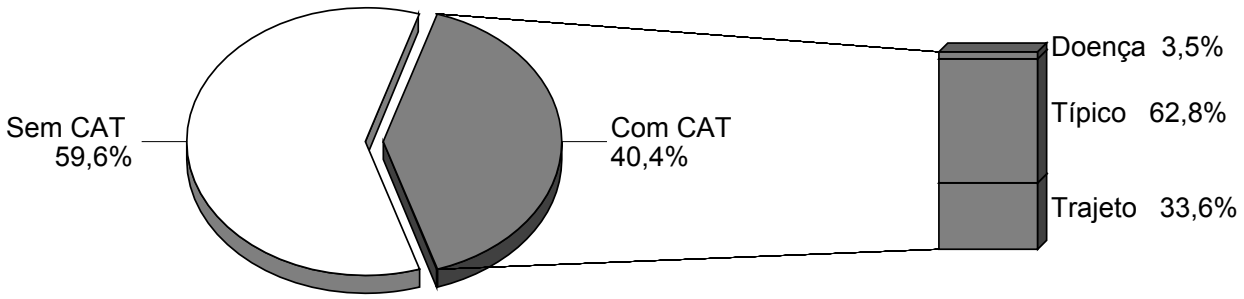

Fonte: DATAPREV, CAT, SUB.

Capítulo 11 - Ceará

11.1 - Quantidade de acidentes do trabalho, por situação do registro e motivo, segundo a Classificação Nacional de Atividades Econômicas (CNAE), no estado do Ceará - 2013/2015

(continua)

CNAE	QUANTIDADE DE ACIDENTES DO TRABALHO																	
	Total			Com CAT Registrada												Sem CAT Registrada		
				Total			Motivo											
							Típico			Trajeto			Doença do Trabalho					
	2013	2014	2015	2013	2014	2015	2013	2014	2015	2013	2014	2015	2013	2014	2015	2013	2014	2015
TOTAL	**13.601**	**13.434**	**11.642**	**8.929**	**9.346**	**8.954**	**6.022**	**6.225**	**6.001**	**2.689**	**2.920**	**2.736**	**218**	**201**	**217**	**4.672**	**4.088**	**2.688**
0111	–	28	26	–	–	–	–	–	–	–	–	–	–	–	–	–	28	26
0113	5	7	1	2	5	1	1	2	1	1	3	–	–	–	–	3	2	–
0114	–	1	–	–	–	–	–	–	–	–	–	–	–	–	–	–	1	–
0115	1	–	–	–	–	–	–	–	–	–	–	–	–	–	–	1	–	–
0119	63	32	49	55	32	49	41	21	38	14	10	11	–	1	–	8	–	–
0121	2	3	4	–	–	1	–	–	1	–	–	–	–	–	–	2	3	3
0122	8	3	2	4	3	2	3	1	1	1	2	1	–	–	–	4	–	–
0131	1	–	–	–	–	–	–	–	–	–	–	–	–	–	–	1	–	–
0133	169	150	103	144	150	103	122	121	89	16	27	11	6	2	3	25	–	–
0139	3	5	3	2	–	–	1	–	–	1	–	–	–	–	–	1	5	3
0141	–	2	–	–	2	–	–	1	–	–	1	–	–	–	–	–	–	–
0142	–	1	–	–	–	–	–	–	–	–	–	–	–	–	–	–	1	–
0151	6	8	2	2	8	2	2	5	1	–	3	1	–	–	–	4	–	–
0153	–	–	1	–	–	1	–	–	1	–	–	–	–	–	–	–	–	–
0154	2	1	–	2	1	–	1	–	–	1	1	–	–	–	–	–	–	–
0155	120	80	72	103	80	72	81	62	42	22	18	30	–	–	–	17	–	–
0159	5	4	2	5	4	2	4	2	1	1	2	1	–	–	–	–	–	–
0161	6	5	5	1	5	5	–	2	2	1	3	3	–	–	–	5	–	–
0311	8	2	22	3	2	22	1	–	12	–	1	5	2	1	5	5	–	–
0321	28	18	11	21	18	11	17	14	7	4	4	4	–	–	–	7	–	–
0322	4	1	2	–	1	2	–	1	1	–	–	1	–	–	–	4	–	–
0600	5	13	12	4	13	12	3	13	11	1	–	1	–	–	–	1	–	–
0710	–	–	2	–	–	2	–	–	2	–	–	–	–	–	–	–	–	–
0810	42	23	25	29	23	25	18	17	18	10	6	7	1	–	–	13	–	–
0891	3	–	–	2	–	–	2	–	–	–	–	–	–	–	–	1	–	–
0892	4	1	1	–	1	1	–	–	1	–	–	–	–	1	–	4	–	–
0893	–	2	–	–	2	–	–	2	–	–	–	–	–	–	–	–	–	–
0899	3	3	2	1	3	2	1	2	2	–	1	–	–	–	–	2	–	–
0910	–	2	3	–	2	3	–	2	3	–	–	–	–	–	–	–	–	–
1012	72	37	39	67	16	27	56	11	18	8	5	9	3	–	–	5	21	12
1013	45	30	20	45	30	20	37	20	16	8	10	4	–	–	–	–	–	–
1020	7	2	12	–	2	12	–	1	8	–	1	4	–	–	–	7	–	–
1031	66	40	33	43	40	33	35	30	24	5	9	7	3	1	2	23	–	–
1033	31	23	13	28	23	13	22	19	8	6	3	5	–	1	–	3	–	–
1041	1	1	–	–	1	–	–	1	–	–	–	–	–	–	–	1	–	–
1043	15	19	22	15	19	22	8	13	17	7	6	5	–	–	–	–	–	–
1051	5	6	17	5	6	17	3	4	12	2	2	5	–	–	–	–	–	–
1052	9	16	17	7	16	17	5	7	12	1	9	5	1	–	–	2	–	–
1053	9	11	5	9	11	5	4	4	2	5	7	3	–	–	–	–	–	–
1061	2	1	–	1	1	–	–	1	–	1	–	–	–	–	–	1	–	–
1062	14	40	36	14	40	36	12	30	27	1	10	9	1	–	–	–	–	–
1064	1	–	–	1	–	–	1	–	–	–	–	–	–	–	–	–	–	–
1066	38	35	35	30	35	35	24	27	27	6	8	7	–	–	1	8	–	–
1069	33	11	13	23	11	13	16	10	10	5	–	3	2	1	–	10	–	–
1081	36	34	25	34	34	25	14	21	19	20	13	6	–	–	–	2	–	–
1091	49	36	29	22	36	29	16	24	16	6	11	12	–	1	1	27	–	–
1092	7	5	13	5	5	13	4	3	10	1	2	3	–	–	–	2	–	–
1094	122	169	162	110	169	162	84	128	127	26	40	35	–	1	–	12	–	–
1095	2	3	1	1	3	1	1	–	–	–	3	1	–	–	–	1	–	–
1096	12	5	4	7	5	4	6	2	3	1	3	1	–	–	–	5	–	–
1099	67	35	33	60	35	33	45	25	23	15	10	10	–	–	–	7	–	–
1111	43	15	20	36	14	17	27	9	12	9	5	5	–	–	–	7	1	3
1113	34	20	30	32	20	30	25	12	22	7	8	7	–	–	1	2	–	–
1121	22	17	16	18	17	16	10	9	12	5	7	4	3	1	–	4	–	–
1122	73	107	95	66	107	95	44	79	65	20	24	28	2	4	2	7	–	–
1311	42	20	16	31	20	16	24	15	12	7	5	4	–	–	–	11	–	–
1312	1	1	1	1	1	1	–	1	–	1	–	1	–	–	–	–	–	–
1321	48	54	55	42	54	55	31	45	47	10	9	8	1	–	–	6	–	–
1322	10	13	12	10	13	12	10	9	7	–	4	5	–	–	–	–	–	–
1323	6	2	4	6	2	4	4	1	1	2	1	3	–	–	–	–	–	–
1330	49	36	34	47	36	34	33	30	27	13	6	7	1	–	–	2	–	–
1340	4	2	–	3	2	–	2	–	–	1	2	–	–	–	–	1	–	–
1351	10	8	3	4	8	3	3	7	3	1	1	–	–	–	–	6	–	–
1354	16	29	20	15	29	20	12	27	13	3	2	7	–	–	–	1	–	–
1359	29	23	9	25	23	9	18	17	5	7	5	4	–	1	–	4	–	–
1411	62	35	30	33	35	30	19	21	21	12	12	9	2	2	–	29	–	–
1412	333	229	221	238	229	221	165	161	165	62	56	43	11	12	13	95	–	–
1413	2	3	3	–	3	3	–	–	1	–	3	2	–	–	–	2	–	–
1414	–	3	1	–	1	1	–	–	1	–	1	–	–	–	–	–	2	–
1422	4	2	–	2	2	–	1	1	–	–	1	–	1	–	–	2	–	–
1510	79	47	29	48	47	29	42	32	20	5	14	9	1	1	–	31	–	–

Capítulo 11 - Ceará

11.1 - Quantidade de acidentes do trabalho, por situação do registro e motivo, segundo a Classificação Nacional de Atividades Econômicas (CNAE), no estado do Ceará - 2013/2015

(continuação)

CNAE	QUANTIDADE DE ACIDENTES DO TRABALHO																	
	Total			Com CAT Registrada												Sem CAT Registrada		
				Total			Motivo											
							Típico			Trajeto			Doença do Trabalho					
	2013	2014	2015	2013	2014	2015	2013	2014	2015	2013	2014	2015	2013	2014	2015	2013	2014	2015
1521	4	1	3	2	–	2	1	–	1	1	–	1	–	–	–	2	1	1
1531	418	402	401	272	402	401	182	305	263	87	96	133	3	1	5	146	–	–
1532	5	8	14	3	8	14	1	1	2	2	7	12	–	–	–	2	–	–
1533	1.122	413	132	646	413	132	411	226	66	233	186	60	2	1	6	476	–	–
1539	31	13	14	19	13	14	9	5	9	10	8	5	–	–	–	12	–	–
1540	20	13	10	13	13	10	8	9	10	5	4	–	–	–	–	7	–	–
1610	5	6	4	4	4	3	2	4	3	1	–	–	1	–	–	1	2	1
1622	17	9	5	8	9	5	6	6	5	2	3	–	–	–	–	9	–	–
1623	2	–	–	2	–	–	2	–	–	–	–	–	–	–	–	–	–	–
1629	3	1	3	1	1	3	1	1	2	–	–	1	–	–	–	2	–	–
1721	4	2	4	4	1	2	4	1	2	–	–	–	–	–	–	–	1	2
1731	50	47	20	41	45	19	35	39	19	5	6	–	1	–	–	9	2	1
1733	18	13	7	11	13	7	9	13	5	2	–	2	–	–	–	7	–	–
1741	3	2	2	2	2	1	1	2	1	1	–	–	–	–	–	1	–	1
1742	2	2	–	2	2	–	1	2	–	1	–	–	–	–	–	–	–	–
1749	8	8	4	2	7	3	1	4	2	1	3	1	–	–	–	6	1	1
1811	–	5	2	–	–	2	–	–	1	–	–	1	–	–	–	–	5	–
1812	6	14	3	4	2	1	1	2	–	3	–	1	–	–	–	2	12	2
1813	10	11	11	8	11	10	6	5	6	2	6	4	–	–	–	2	–	1
1821	2	1	1	1	1	1	1	1	–	–	–	1	–	–	–	1	–	–
1822	–	1	1	–	1	1	–	1	–	–	–	1	–	–	–	–	–	–
1910	–	1	1	–	–	–	–	–	–	–	–	–	–	–	–	–	1	1
1921	17	19	24	16	18	24	14	15	16	2	2	7	–	1	1	1	1	–
1931	5	52	34	2	5	3	2	4	2	–	1	1	–	–	–	3	47	31
1932	6	–	1	6	–	1	6	–	1	–	–	–	–	–	–	–	–	–
2014	1	–	–	1	–	–	–	–	–	1	–	–	–	–	–	–	–	–
2021	–	2	–	–	–	–	–	–	–	–	–	–	–	–	–	–	2	–
2022	–	1	1	–	–	–	–	–	–	–	–	–	–	–	–	–	1	1
2031	–	10	1	–	–	–	–	–	–	–	–	–	–	–	–	–	10	1
2040	–	–	2	–	–	–	–	–	–	–	–	–	–	–	–	–	–	2
2051	–	1	1	–	1	1	–	–	1	–	1	–	–	–	–	–	–	–
2052	–	–	1	–	–	1	–	–	1	–	–	–	–	–	–	–	–	–
2061	2	4	7	2	4	7	–	4	4	2	–	3	–	–	–	–	–	–
2062	2	2	4	1	2	4	–	1	2	1	1	2	–	–	–	1	–	–
2063	4	2	4	3	2	4	1	2	3	2	–	–	–	–	1	1	–	–
2071	26	10	13	21	10	13	12	9	10	6	1	3	3	–	–	5	–	–
2073	7	7	3	6	7	3	5	7	3	1	–	–	–	–	–	1	–	–
2091	–	–	1	–	–	–	–	–	–	–	–	–	–	–	–	–	–	1
2093	1	2	1	1	2	1	–	2	1	1	–	–	–	–	–	–	–	–
2099	2	–	4	2	–	4	1	–	3	1	–	1	–	–	–	–	–	–
2121	36	26	24	27	26	23	18	16	10	8	9	12	1	1	1	9	–	1
2123	1	–	–	1	–	–	–	–	–	1	–	–	–	–	–	–	–	–
2211	–	1	1	–	–	1	–	–	1	–	–	–	–	–	–	–	1	–
2212	3	1	4	1	1	4	1	1	3	–	–	1	–	–	–	2	–	–
2219	16	19	12	12	11	8	7	4	4	5	6	4	–	1	–	4	8	4
2221	3	7	2	3	7	2	3	4	1	–	3	1	–	–	–	–	–	–
2222	18	17	11	14	17	10	13	15	8	1	2	2	–	–	–	4	–	1
2229	37	31	20	31	31	20	29	18	10	2	13	10	–	–	–	6	–	–
2311	–	1	4	–	–	4	–	–	3	–	–	1	–	–	–	–	1	–
2312	7	6	1	5	6	1	4	5	1	1	1	–	–	–	–	2	–	–
2319	10	8	6	7	8	6	7	8	4	–	–	2	–	–	–	3	–	–
2320	47	33	22	42	33	22	36	30	16	6	3	6	–	–	–	5	–	–
2330	67	28	35	56	28	35	48	23	31	8	5	4	–	–	–	11	–	–
2341	2	1	1	1	1	1	1	1	1	–	–	–	–	–	–	1	–	–
2342	84	40	46	39	40	46	32	33	42	7	7	4	–	–	–	45	–	–
2349	2	12	17	1	12	17	1	9	6	–	3	11	–	–	–	1	–	–
2391	16	5	5	9	5	5	6	2	3	3	3	2	–	–	–	7	–	–
2392	17	19	22	16	19	22	16	16	19	–	3	3	–	–	–	1	–	–
2399	22	11	16	17	11	16	16	9	8	1	2	8	–	–	–	5	–	–
2412	2	5	2	2	5	2	2	5	2	–	–	–	–	–	–	–	–	–
2421	5	7	19	5	7	19	3	7	14	2	–	3	–	–	2	–	–	–
2422	–	4	8	–	4	8	–	3	4	–	1	4	–	–	–	–	–	–
2423	12	11	11	12	11	11	10	9	9	2	2	1	–	–	1	–	–	–
2424	1	1	–	1	1	–	1	1	–	–	–	–	–	–	–	–	–	–
2431	145	163	90	140	163	90	124	139	80	15	22	7	1	2	3	5	–	–
2441	4	5	5	2	5	5	2	5	4	–	–	1	–	–	–	2	–	–
2451	3	5	2	2	5	2	2	4	1	–	1	1	–	–	–	1	–	–
2452	1	6	5	–	–	–	–	–	–	–	–	–	–	–	–	1	6	5
2511	34	21	15	25	20	13	21	17	10	4	2	1	–	1	2	9	1	2
2512	30	18	10	23	18	10	14	10	9	8	8	1	1	–	–	7	–	–
2513	4	1	–	2	1	–	2	–	–	–	1	–	–	–	–	2	–	–
2521	–	2	2	–	1	2	–	1	2	–	–	–	–	–	–	–	1	–

Capítulo 11 - Ceará

11.1 - Quantidade de acidentes do trabalho, por situação do registro e motivo, segundo a Classificação Nacional de Atividades Econômicas (CNAE), no estado do Ceará - 2013/2015

(continuação)

CNAE	QUANTIDADE DE ACIDENTES DO TRABALHO																	
	Total			Com CAT Registrada												Sem CAT Registrada		
				Total			Motivo											
							Típico			Trajeto			Doença do Trabalho					
	2013	2014	2015	2013	2014	2015	2013	2014	2015	2013	2014	2015	2013	2014	2015	2013	2014	2015
2522	–	3	2	–	1	–	–	1	–	–	–	–	–	–	–	–	2	2
2531	–	1	–	–	1	–	–	1	–	–	–	–	–	–	–	–	–	–
2532	1	14	7	1	14	7	1	8	5	–	5	2	–	1	–	–	–	–
2539	4	10	4	2	10	4	2	8	4	–	2	–	–	–	–	2	–	–
2541	1	–	–	1	–	–	1	–	–	–	–	–	–	–	–	–	–	–
2542	7	2	2	5	2	2	5	2	2	–	–	–	–	–	–	2	–	–
2543	3	2	1	3	2	1	3	2	1	–	–	–	–	–	–	–	–	–
2591	9	14	10	9	14	10	8	10	9	1	4	1	–	–	–	–	–	–
2592	9	6	2	5	6	2	5	6	1	–	–	–	–	–	1	4	–	–
2593	13	8	11	11	8	11	10	7	7	1	1	3	–	–	1	2	–	–
2599	32	23	11	24	23	11	15	20	9	9	2	2	–	1	–	8	–	–
2621	–	3	1	–	3	1	–	3	–	–	–	1	–	–	–	–	–	–
2622	8	3	6	2	3	6	–	1	1	–	1	5	2	1	–	6	–	–
2640	1	1	–	–	1	–	–	–	–	–	1	–	–	–	–	1	–	–
2680	–	1	–	–	1	–	–	1	–	–	–	–	–	–	–	–	–	–
2710	34	39	77	34	39	77	30	38	69	4	1	6	–	–	2	–	–	–
2721	–	–	2	–	–	–	–	–	–	–	–	–	–	–	–	–	–	2
2731	3	7	4	2	2	3	–	1	1	2	1	1	–	–	1	1	5	1
2732	–	1	1	–	1	1	–	1	1	–	–	–	–	–	–	–	–	–
2740	–	1	–	–	1	–	–	–	–	–	1	–	–	–	–	–	–	–
2751	209	206	176	200	205	176	149	156	129	29	34	40	22	15	7	9	1	–
2759	11	9	1	7	9	1	2	6	1	5	3	–	–	–	–	4	–	–
2790	6	3	2	5	3	2	5	3	1	–	–	1	–	–	–	1	–	–
2811	–	3	2	–	–	1	–	–	1	–	–	–	–	–	–	–	3	1
2812	4	3	2	3	3	1	2	3	1	1	–	–	–	–	–	1	–	1
2813	14	4	2	12	4	2	7	2	2	2	1	–	3	1	–	2	–	–
2821	2	–	–	2	–	–	2	–	–	–	–	–	–	–	–	–	–	–
2822	1	3	3	1	3	3	1	3	3	–	–	–	–	–	–	–	–	–
2823	3	3	–	1	3	–	–	2	–	1	1	–	–	–	–	2	–	–
2825	1	–	–	1	–	–	1	–	–	–	–	–	–	–	–	–	–	–
2829	2	–	1	1	–	1	1	–	1	–	–	–	–	–	–	1	–	–
2833	5	4	2	4	4	2	2	4	2	2	–	–	–	–	–	1	–	–
2840	3	1	2	2	1	2	1	–	1	1	1	1	–	–	–	1	–	–
2861	2	–	–	–	–	–	–	–	–	–	–	–	–	–	–	2	–	–
2862	2	–	1	2	–	1	–	–	–	2	–	1	–	–	–	–	–	–
2869	14	20	24	13	20	24	9	14	19	4	6	5	–	–	–	1	–	–
2910	1	–	1	–	–	1	–	–	1	–	–	–	–	–	–	1	–	–
2920	–	1	–	–	–	–	–	–	–	–	–	–	–	–	–	–	1	–
2930	11	16	12	10	16	12	9	14	11	1	2	1	–	–	–	1	–	–
2943	16	4	12	14	4	12	9	4	10	5	–	2	–	–	–	2	–	–
2944	1	1	–	–	1	–	–	1	–	–	–	–	–	–	–	1	–	–
2949	2	2	1	–	2	1	–	2	–	–	–	1	–	–	–	2	–	–
2950	1	1	–	–	1	–	–	–	–	–	1	–	–	–	–	1	–	–
3011	6	8	8	5	8	8	4	8	7	1	–	1	–	–	–	1	–	–
3031	6	1	2	6	1	2	5	1	2	1	–	–	–	–	–	–	–	–
3091	4	3	5	3	3	5	3	3	4	–	–	1	–	–	–	1	–	–
3092	2	–	–	1	–	–	–	–	–	1	–	–	–	–	–	1	–	–
3099	1	1	1	1	1	1	1	–	1	–	1	–	–	–	–	–	–	–
3101	73	35	51	48	35	51	42	31	40	6	4	10	–	–	1	25	–	–
3102	24	17	17	19	17	17	17	14	13	2	3	4	–	–	–	5	–	–
3103	3	4	2	1	4	2	–	2	2	1	2	–	–	–	–	2	–	–
3104	27	12	10	21	12	10	11	8	6	9	3	4	1	1	–	6	–	–
3211	1	–	–	1	–	–	1	–	–	–	–	–	–	–	–	–	–	–
3212	1	–	3	–	–	–	–	–	–	–	–	–	–	–	–	1	–	3
3230	1	10	9	1	–	1	1	–	1	–	–	–	–	–	–	–	10	8
3240	–	1	1	–	1	1	–	1	1	–	–	–	–	–	–	–	–	–
3250	2	8	5	1	8	5	1	7	4	–	1	1	–	–	–	1	–	–
3291	1	2	2	–	–	–	–	–	–	–	–	–	–	–	–	1	2	2
3299	3	3	4	2	3	4	1	1	3	1	2	1	–	–	–	1	–	–
3311	9	6	4	8	6	4	8	6	4	–	–	–	–	–	–	1	–	–
3313	6	14	19	6	14	19	5	9	12	1	5	5	–	–	2	–	–	–
3314	8	6	10	4	6	10	3	5	6	1	1	4	–	–	–	4	–	–
3315	2	1	7	2	1	7	1	–	2	1	1	5	–	–	–	–	–	–
3317	2	–	1	2	–	1	2	–	1	–	–	–	–	–	–	–	–	–
3319	–	–	1	–	–	1	–	–	1	–	–	–	–	–	–	–	–	–
3321	2	3	1	1	3	1	–	2	1	1	1	–	–	–	–	1	–	–
3329	5	3	6	4	3	6	–	3	5	4	–	1	–	–	–	1	–	–
3511	47	57	57	45	52	55	40	45	49	5	7	6	–	–	–	2	5	2
3512	1	–	–	1	–	–	1	–	–	–	–	–	–	–	–	–	–	–
3514	13	8	15	10	8	15	8	5	10	1	3	5	1	–	–	3	–	–
3520	–	–	1	–	–	1	–	–	1	–	–	–	–	–	–	–	–	–
3600	6	5	3	3	5	3	2	3	3	–	2	–	1	–	–	3	–	–
3702	1	–	–	1	–	–	1	–	–	–	–	–	–	–	–	–	–	–

Capítulo 11 - Ceará

11.1 - Quantidade de acidentes do trabalho, por situação do registro e motivo, segundo a Classificação Nacional de Atividades Econômicas (CNAE), no estado do Ceará - 2013/2015

(continuação)

CNAE	QUANTIDADE DE ACIDENTES DO TRABALHO																	
	Total			Com CAT Registrada												Sem CAT Registrada		
				Total			Motivo											
							Típico			Trajeto			Doença do Trabalho					
	2013	2014	2015	2013	2014	2015	2013	2014	2015	2013	2014	2015	2013	2014	2015	2013	2014	2015
3811	73	70	286	54	70	286	41	55	243	13	15	42	–	–	1	19	–	–
3812	–	1	2	–	1	2	–	1	2	–	–	–	–	–	–	–	–	–
3821	–	–	1	–	–	1	–	–	1	–	–	–	–	–	–	–	–	–
3822	–	–	7	–	–	7	–	–	7	–	–	–	–	–	–	–	–	–
3831	3	–	2	2	–	2	2	–	2	–	–	–	–	–	–	1	–	–
3832	5	4	3	3	4	3	3	4	3	–	–	–	–	–	–	2	–	–
3839	1	2	1	1	2	1	1	2	1	–	–	–	–	–	–	–	–	–
4110	185	170	165	156	170	165	100	93	104	53	76	58	3	1	3	29	–	–
4120	601	446	395	397	438	391	306	312	296	83	117	89	8	9	6	204	8	4
4211	94	80	68	76	80	68	67	65	56	9	14	12	–	1	–	18	–	–
4212	19	12	–	11	12	–	5	8	–	6	4	–	–	–	–	8	–	–
4213	11	10	6	5	10	6	3	6	3	2	4	3	–	–	–	6	–	–
4221	125	123	102	105	95	77	82	71	65	20	24	12	3	–	–	20	28	25
4222	23	19	43	19	19	43	15	17	41	4	2	2	–	–	–	4	–	–
4223	–	1	1	–	–	–	–	–	–	–	–	–	–	–	–	–	1	1
4291	1	3	5	1	3	5	1	3	4	–	–	1	–	–	–	–	–	–
4292	36	32	37	26	32	37	23	29	34	3	3	3	–	–	–	10	–	–
4299	95	91	42	80	91	42	66	74	36	13	16	4	1	1	2	15	–	–
4311	–	1	1	–	1	1	–	–	1	–	1	–	–	–	–	–	–	–
4312	2	4	1	2	4	1	2	3	–	–	1	1	–	–	–	–	–	–
4313	21	11	24	15	11	24	11	8	17	3	3	7	1	–	–	6	–	–
4321	62	53	70	51	53	70	24	34	50	23	19	20	4	–	–	11	–	–
4322	8	9	15	4	9	15	2	2	9	2	6	6	–	1	–	4	–	–
4329	34	7	8	27	7	8	21	5	4	6	2	4	–	–	–	7	–	–
4330	18	12	7	8	12	7	3	5	4	5	6	3	–	1	–	10	–	–
4391	5	1	6	3	1	6	2	1	5	1	–	1	–	–	–	2	–	–
4399	94	60	50	72	60	50	55	54	40	15	4	8	2	2	2	22	–	–
4511	38	32	27	30	32	27	15	22	16	14	10	11	1	–	–	8	–	–
4512	–	1	–	–	–	–	–	–	–	–	–	–	–	–	–	–	1	–
4520	26	22	18	16	22	18	9	10	11	7	12	7	–	–	–	10	–	–
4530	34	34	37	17	34	37	8	14	18	9	20	18	–	–	1	17	–	–
4541	33	24	24	20	19	17	4	6	4	15	13	13	1	–	–	13	5	7
4542	–	1	–	–	1	–	–	–	–	–	1	–	–	–	–	–	–	–
4543	3	1	–	1	–	–	1	–	–	–	–	–	–	–	–	2	1	–
4614	–	1	–	–	1	–	–	1	–	–	–	–	–	–	–	–	–	–
4615	–	1	–	–	1	–	–	–	–	–	1	–	–	–	–	–	–	–
4616	–	1	–	–	1	–	–	–	–	–	1	–	–	–	–	–	–	–
4617	2	22	15	1	22	15	1	13	10	–	9	5	–	–	–	1	–	–
4619	2	2	2	2	2	2	1	1	1	1	1	1	–	–	–	–	–	–
4623	4	2	1	4	2	1	1	2	–	3	–	1	–	–	–	–	–	–
4631	2	2	–	2	2	–	2	1	–	–	1	–	–	–	–	–	–	–
4632	9	4	8	5	4	8	3	3	5	2	1	3	–	–	–	4	–	–
4633	3	–	4	2	–	4	1	–	4	1	–	–	–	–	–	1	–	–
4634	6	4	18	5	4	18	4	2	12	1	2	5	–	–	1	1	–	–
4635	35	40	54	24	40	54	19	28	28	5	12	26	–	–	–	11	–	–
4636	8	5	2	7	5	2	1	5	2	6	–	–	–	–	–	1	–	–
4637	10	16	9	8	16	9	2	8	2	6	8	7	–	–	–	2	–	–
4639	63	84	69	45	84	69	17	40	41	27	44	28	1	–	–	18	–	–
4641	8	–	1	6	–	1	3	–	1	3	–	–	–	–	–	2	–	–
4642	6	5	2	5	5	2	3	2	1	1	3	1	1	–	–	1	–	–
4643	2	–	–	2	–	–	–	–	–	2	–	–	–	–	–	–	–	–
4644	14	10	8	7	10	8	4	4	5	3	5	3	–	1	–	7	–	–
4645	3	1	3	2	1	3	1	–	2	1	1	1	–	–	–	1	–	–
4646	17	10	9	11	10	9	6	5	8	4	5	1	1	–	–	6	–	–
4647	4	2	7	3	2	7	–	1	3	3	1	4	–	–	–	1	–	–
4649	22	17	11	15	17	11	8	6	6	7	11	5	–	–	–	7	–	–
4651	5	4	3	3	4	3	2	1	1	1	3	1	–	–	1	2	–	–
4661	1	–	–	1	–	–	1	–	–	–	–	–	–	–	–	–	–	–
4662	9	4	3	9	4	3	9	3	3	–	1	–	–	–	–	–	–	–
4663	1	1	–	–	1	–	–	1	–	–	–	–	–	–	–	1	–	–
4664	–	2	–	–	2	–	–	–	–	–	2	–	–	–	–	–	–	–
4665	–	1	–	–	1	–	–	–	–	–	1	–	–	–	–	–	–	–
4669	2	2	–	2	2	–	–	1	–	2	1	–	–	–	–	–	–	–
4671	8	4	8	6	4	8	5	4	6	1	–	2	–	–	–	2	–	–
4672	20	14	13	18	14	13	15	9	9	3	5	4	–	–	–	2	–	–
4673	2	–	1	2	–	1	1	–	1	1	–	–	–	–	–	–	–	–
4674	3	2	3	3	2	3	3	2	2	–	–	1	–	–	–	–	–	–
4679	23	16	17	22	16	17	20	13	12	2	3	5	–	–	–	1	–	–
4681	4	2	3	2	2	3	1	–	2	1	2	1	–	–	–	2	–	–
4682	3	2	7	2	2	7	2	1	6	–	1	1	–	–	–	1	–	–
4683	–	1	1	–	1	1	–	–	–	–	1	1	–	–	–	–	–	–
4684	1	–	2	1	–	2	–	–	1	1	–	1	–	–	–	–	–	–

Capítulo 11 - Ceará

11.1 - Quantidade de acidentes do trabalho, por situação do registro e motivo, segundo a Classificação Nacional de Atividades Econômicas (CNAE), no estado do Ceará - 2013/2015

(continuação)

CNAE	QUANTIDADE DE ACIDENTES DO TRABALHO																	
	Total			Com CAT Registrada												Sem CAT Registrada		
				Total			Motivo											
							Típico			Trajeto			Doença do Trabalho					
	2013	2014	2015	2013	2014	2015	2013	2014	2015	2013	2014	2015	2013	2014	2015	2013	2014	2015
4685	12	7	7	12	7	7	11	5	2	1	2	5	–	–	–	–	–	–
4686	2	–	1	–	–	1	–	–	–	–	–	1	–	–	–	2	–	–
4687	5	5	4	4	5	4	3	4	4	1	1	–	–	–	–	1	–	–
4689	2	2	4	1	2	4	–	1	4	1	1	–	–	–	–	1	–	–
4691	1	2	1	1	2	1	1	1	–	–	1	1	–	–	–	–	–	–
4693	21	19	8	17	19	8	8	9	1	8	10	7	1	–	–	4	–	–
4711	393	307	327	290	307	327	209	213	221	72	86	103	9	8	3	103	–	–
4712	67	28	36	26	28	36	21	14	26	5	13	9	–	1	1	41	–	–
4713	4	3	13	3	3	13	2	–	6	1	3	6	–	–	1	1	–	–
4721	11	5	2	7	5	2	2	2	1	4	3	1	1	–	–	4	–	–
4722	23	9	11	13	9	11	10	7	6	3	2	5	–	–	–	10	–	–
4723	15	14	7	8	14	7	6	7	2	2	7	5	–	–	–	7	–	–
4724	4	2	2	2	2	2	2	2	1	–	–	1	–	–	–	2	–	–
4729	8	5	4	8	5	4	3	2	1	5	3	3	–	–	–	–	–	–
4731	42	21	28	17	21	28	9	5	6	8	16	21	–	–	1	25	–	–
4732	–	–	1	–	–	1	–	–	1	–	–	–	–	–	–	–	–	–
4741	3	1	5	3	1	5	2	1	2	1	–	3	–	–	–	–	–	–
4742	3	3	2	2	3	2	–	2	–	2	1	1	–	–	1	1	–	–
4743	6	4	1	6	4	1	5	3	–	1	1	1	–	–	–	–	–	–
4744	99	51	57	49	51	57	27	35	36	22	14	17	–	2	4	50	–	–
4751	11	14	8	6	14	8	3	4	1	3	10	7	–	–	–	5	–	–
4752	10	5	3	6	5	3	2	2	1	4	3	2	–	–	–	4	–	–
4753	31	14	16	20	14	16	11	5	5	9	9	11	–	–	–	11	–	–
4754	60	19	28	35	19	28	12	10	12	22	9	16	1	–	–	25	–	–
4755	12	5	7	7	5	7	2	2	5	5	3	2	–	–	–	5	–	–
4756	–	1	–	–	1	–	–	–	–	–	1	–	–	–	–	–	–	–
4757	5	1	1	3	1	1	1	1	–	2	–	1	–	–	–	2	–	–
4759	10	5	3	5	5	3	2	3	2	3	2	1	–	–	–	5	–	–
4761	4	6	4	2	6	4	1	2	2	1	4	2	–	–	–	2	–	–
4763	4	5	8	2	5	8	–	3	4	2	2	4	–	–	–	2	–	–
4771	42	32	24	25	32	24	8	9	12	17	23	12	–	–	–	17	–	–
4772	11	12	3	5	12	3	2	3	1	3	9	2	–	–	–	6	–	–
4773	2	–	–	1	–	–	–	–	–	1	–	–	–	–	–	1	–	–
4774	10	6	–	6	6	–	2	2	–	4	4	–	–	–	–	4	–	–
4781	23	28	16	14	28	16	7	15	6	4	11	10	3	2	–	9	–	–
4782	24	17	17	13	17	17	4	8	4	9	9	12	–	–	1	11	–	–
4783	3	1	–	3	1	–	1	1	–	2	–	–	–	–	–	–	–	–
4784	48	28	30	27	28	30	13	18	16	14	8	12	–	2	2	21	–	–
4789	30	26	18	18	26	18	8	6	8	10	19	10	–	1	–	12	–	–
4911	11	12	19	11	12	19	11	11	16	–	1	3	–	–	–	–	–	–
4912	12	5	10	10	5	10	7	5	7	3	–	3	–	–	–	2	–	–
4921	121	89	69	84	89	69	31	36	23	52	53	45	1	–	1	37	–	–
4922	45	23	24	36	23	24	22	14	11	14	9	12	–	–	1	9	–	–
4923	2	1	2	–	1	2	–	1	–	–	–	2	–	–	–	2	–	–
4924	1	–	–	–	–	–	–	–	–	–	–	–	–	–	–	1	–	–
4929	5	8	4	2	8	4	–	2	2	2	5	2	–	1	–	3	–	–
4930	212	130	128	155	130	128	99	92	88	52	36	36	4	2	4	57	–	–
4940	1	1	3	1	1	3	1	1	2	–	–	1	–	–	–	–	–	–
5011	2	–	1	1	–	1	1	–	1	–	–	–	–	–	–	1	–	–
5012	1	–	–	1	–	–	1	–	–	–	–	–	–	–	–	–	–	–
5030	19	6	7	14	5	5	7	4	5	2	1	–	5	–	–	5	1	2
5111	26	16	27	24	12	20	14	8	14	9	4	6	1	–	–	2	4	7
5112	1	2	–	–	1	–	–	–	–	–	–	–	–	1	–	1	1	–
5120	–	1	–	–	–	–	–	–	–	–	–	–	–	–	–	–	1	–
5211	18	12	4	16	10	3	9	8	3	7	2	–	–	–	–	2	2	1
5212	3	24	19	3	8	3	3	6	2	–	2	1	–	–	–	–	16	16
5222	–	1	3	–	1	3	–	1	3	–	–	–	–	–	–	–	–	–
5223	2	2	3	–	2	3	–	1	2	–	1	1	–	–	–	2	–	–
5229	7	4	5	4	4	5	4	4	3	–	–	2	–	–	–	3	–	–
5231	31	27	15	30	25	14	20	20	10	10	5	4	–	–	–	1	2	1
5232	–	–	1	–	–	1	–	–	1	–	–	–	–	–	–	–	–	–
5239	2	2	1	2	2	1	2	2	1	–	–	–	–	–	–	–	–	–
5240	18	19	10	15	19	10	11	14	7	4	5	3	–	–	–	3	–	–
5250	5	4	2	4	4	1	2	–	1	2	4	–	–	–	–	–	–	1
5310	285	180	250	254	180	250	220	155	211	34	24	35	–	1	4	31	–	–
5320	24	23	20	20	23	20	13	9	12	7	14	8	–	–	–	4	–	–
5510	76	70	69	51	70	69	31	45	49	19	23	19	1	2	1	25	–	–
5590	1	–	–	1	–	–	1	–	–	–	–	–	–	–	–	–	–	–
5611	153	93	91	87	93	91	39	49	47	43	42	42	5	2	2	66	–	–
5612	–	1	–	–	1	–	–	–	–	–	1	–	–	–	–	–	–	–
5620	83	78	69	65	78	69	51	57	50	11	21	17	3	–	2	18	–	–
5812	11	8	10	11	8	10	6	4	6	5	4	4	–	–	–	–	–	–
5819	4	–	1	2	–	1	2	–	–	–	–	–	–	–	–	2	–	–
5821	2	–	1	–	–	1	–	–	1	–	–	–	1	–	–	1	–	–
5822	17	13	7	16	13	7	11	9	4	5	4	2	–	–	1	1	–	–
5829	3	2	1	3	2	1	2	2	1	1	–	–	–	–	–	–	–	–
5911	–	1	–	–	1	–	–	1	–	–	–	–	–	–	–	–	–	–
5914	1	4	2	–	4	2	–	2	1	–	1	1	–	1	–	1	–	–
6010	5	–	–	1	–	–	1	–	–	–	–	–	–	–	–	4	–	–
6021	11	13	14	8	13	13	7	8	7	1	5	6	–	–	–	3	–	1
6022	5	7	1	5	6	1	–	–	1	5	6	–	–	–	–	–	1	–
6110	32	33	45	24	33	45	14	14	10	8	10	14	2	9	21	8	–	–
6120	7	–	3	5	–	3	3	–	1	2	–	2	–	–	–	2	–	–
6141	–	–	5	–	–	5	–	–	1	–	–	3	–	–	1	–	–	–
6190	11	5	8	8	5	8	5	4	7	3	1	1	–	–	–	3	–	–
6201	12	18	16	6	10	3	–	3	2	5	3	1	1	4	–	6	8	13
6202	1	5	4	1	5	4	–	2	1	1	3	3	–	–	–	–	–	–
6203	–	–	3	–	–	3	–	–	1	–	–	2	–	–	–	–	–	–
6204	4	13	7	3	13	7	1	3	1	2	9	6	–	1	–	1	–	–
6209	6	12	6	3	12	6	1	8	4	2	4	2	–	–	–	3	–	–
6311	1	1	3	–	–	3	–	–	2	–	–	1	–	–	–	1	1	–
6421	42	32	21	34	32	21	28	23	11	–	3	6	6	6	4	8	–	–
6422	44	52	40	26	52	40	10	20	10	6	6	8	10	26	22	18	–	–
6423	17	13	6	5	13	6	3	3	3	1	6	2	1	4	1	12	–	–
6424	1	–	3	–	–	3	–	–	–	–	–	3	–	–	–	1	–	–
6435	–	7	–	–	–	–	–	–	–	–	–	–	–	–	–	–	7	–
6436	–	1	3	–	1	3	–	–	–	–	–	1	–	1	2	–	–	–
6462	5	5	3	3	5	3	1	2	2	2	3	1	–	–	–	2	–	–
6463	–	–	1	–	–	1	–	–	1	–	–	–	–	–	–	–	–	–
6491	2	1	1	2	1	1	–	1	–	2	–	1	–	–	–	–	–	–
6493	4	1	–	4	1	–	2	–	–	2	1	–	–	–	–	–	–	–
6499	3	–	–	2	–	–	–	–	–	2	–	–	–	–	–	1	–	–
6511	–	–	1	–	–	1	–	–	1	–	–	–	–	–	–	–	–	–
6520	–	–	1	–	–	1	–	–	–	–	–	1	–	–	–	–	–	–
6541	–	–	1	–	–	1	–	–	1	–	–	–	–	–	–	–	–	–
6550	27	24	22	23	24	22	12	4	11	10	18	10	1	2	1	4	–	–
6612	1	–	–	1	–	–	–	–	–	1	–	–	–	–	–	–	–	–
6613	–	3	2	–	3	2	–	2	1	–	1	1	–	–	–	–	–	–
6619	5	4	1	4	4	1	4	1	–	–	1	–	–	2	1	1	–	–
6621	1	–	–	1	–	–	–	–	–	1	–	–	–	–	–	–	–	–
6622	2	4	5	1	4	5	1	1	1	–	3	4	–	–	–	1	–	–

Capítulo 11 - Ceará

11.1 - Quantidade de acidentes do trabalho, por situação do registro e motivo, segundo a Classificação Nacional de Atividades Econômicas (CNAE), no estado do Ceará - 2013/2015

(conclusão)

CNAE	QUANTIDADE DE ACIDENTES DO TRABALHO																	
	Total			Com CAT Registrada												Sem CAT Registrada		
				Total			Motivo											
							Típico			Trajeto			Doença do Trabalho					
	2013	2014	2015	2013	2014	2015	2013	2014	2015	2013	2014	2015	2013	2014	2015	2013	2014	2015
6911	8	6	–	4	6	–	–	2	–	2	3	–	2	1	–	4	–	–
6912	3	2	–	1	2	–	–	–	–	–	2	–	1	–	–	2	–	–
6920	21	18	13	16	18	13	4	6	2	12	12	11	–	–	–	5	–	–
7010	–	–	1	–	–	1	–	–	–	–	–	1	–	–	–	–	–	–
7020	5	5	5	4	5	5	1	1	–	3	4	5	–	–	–	1	–	–
7111	2	–	1	2	–	1	1	–	–	1	–	1	–	–	–	–	–	–
7112	50	51	32	42	51	32	27	33	23	15	18	9	–	–	–	8	–	–
7119	3	1	1	2	1	1	2	1	1	–	–	–	–	–	–	1	–	–
7120	–	–	2	–	–	2	–	–	–	–	–	2	–	–	–	–	–	–
7210	8	8	5	8	8	5	7	6	5	–	2	–	1	–	–	–	–	–
7311	3	11	5	1	1	–	–	–	–	1	1	–	–	–	–	2	10	5
7312	2	–	–	1	–	–	1	–	–	–	–	–	–	–	–	1	–	–
7319	10	1	6	6	1	6	5	1	5	1	–	1	–	–	–	4	–	–
7320	–	1	2	–	1	2	–	–	–	–	1	2	–	–	–	–	–	–
7410	–	–	1	–	–	1	–	–	1	–	–	–	–	–	–	–	–	–
7420	2	4	4	1	–	–	–	–	–	1	–	–	–	–	–	1	4	4
7490	15	14	14	7	14	14	1	6	4	6	7	9	–	1	1	8	–	–
7711	14	12	10	11	12	10	8	5	5	3	7	5	–	–	–	3	–	–
7719	–	–	1	–	–	1	–	–	–	–	–	1	–	–	–	–	–	–
7721	1	–	–	–	–	–	–	–	–	–	–	–	–	–	–	1	–	–
7722	–	4	1	–	4	1	–	2	1	–	2	–	–	–	–	–	–	–
7723	–	–	1	–	–	1	–	–	–	–	–	1	–	–	–	–	–	–
7729	3	–	1	1	–	1	–	–	–	1	–	1	–	–	–	2	–	–
7732	30	19	25	22	19	25	14	8	17	7	11	8	1	–	–	8	–	–
7733	1	2	2	–	2	2	–	1	–	–	1	2	–	–	–	1	–	–
7739	22	11	21	20	11	21	7	6	13	11	5	7	2	–	1	2	–	–
7810	38	31	34	27	31	34	18	22	12	8	8	21	1	1	1	11	–	–
7820	91	55	54	55	55	54	24	24	19	31	30	35	–	1	–	36	–	–
7830	37	34	30	27	34	30	13	10	9	13	23	20	1	1	1	10	–	–
7911	2	6	3	1	6	3	–	2	2	1	4	1	–	–	–	1	–	–
8011	177	163	148	156	161	147	37	34	28	119	127	119	–	–	–	21	2	1
8012	34	26	35	32	22	34	7	4	15	24	18	19	1	–	–	2	4	1
8020	13	21	10	9	21	10	4	15	6	5	6	4	–	–	–	4	–	–
8030	–	2	5	–	–	–	–	–	–	–	–	–	–	–	–	–	2	5
8111	18	12	30	16	12	30	1	6	9	15	6	21	–	–	–	2	–	–
8112	60	74	70	43	74	70	24	31	41	18	42	27	1	1	2	17	–	–
8121	41	24	26	23	24	25	18	10	11	5	14	12	–	–	2	18	–	1
8122	6	4	5	4	4	5	3	3	2	1	1	3	–	–	–	2	–	–
8129	4	5	2	2	5	2	1	2	1	1	3	1	–	–	–	2	–	–
8130	–	5	4	–	1	2	–	1	2	–	–	–	–	–	–	–	4	2
8211	18	25	23	18	25	22	7	11	8	10	13	14	1	1	–	–	–	1
8219	1	7	7	1	7	7	–	4	4	1	3	3	–	–	–	–	–	–
8220	166	72	143	90	72	143	24	15	21	55	47	101	11	10	21	76	–	–
8230	8	1	4	5	1	4	2	1	2	3	–	2	–	–	–	3	–	–
8291	20	18	8	16	17	8	4	3	1	10	12	7	2	2	–	4	1	–
8292	8	–	–	6	–	–	4	–	–	2	–	–	–	–	–	2	–	–
8299	65	47	58	49	47	58	21	25	33	28	21	24	–	1	1	16	–	–
8411	459	39	30	26	39	30	17	29	21	6	7	8	3	3	1	433	–	–
8412	1	1	–	–	1	–	–	1	–	–	–	–	–	–	–	1	–	–
8423	–	–	1	–	–	1	–	–	1	–	–	–	–	–	–	–	–	–
8511	8	57	39	7	3	5	3	2	5	2	1	–	2	–	–	1	54	34
8512	12	1	6	6	1	6	2	–	3	4	1	3	–	–	–	6	–	–
8513	31	31	24	19	31	22	13	17	9	5	14	13	1	–	–	12	–	2
8520	17	8	12	8	8	12	7	5	9	1	3	3	–	–	–	9	–	–
8531	5	10	15	3	7	11	1	1	9	2	6	2	–	–	–	2	3	4
8532	27	34	23	24	31	23	12	16	13	12	15	10	–	–	–	3	3	–
8533	–	–	1	–	–	1	–	–	1	–	–	–	–	–	–	–	–	–
8541	4	2	1	2	2	1	–	2	1	2	–	–	–	–	–	2	–	–
8542	7	3	5	4	3	5	3	1	1	1	2	4	–	–	–	3	–	–
8550	–	2	1	–	2	1	–	2	1	–	–	–	–	–	–	–	–	–
8591	–	1	1	–	1	1	–	1	–	–	–	1	–	–	–	–	–	–
8592	–	1	–	–	1	–	–	–	–	–	1	–	–	–	–	–	–	–
8593	2	–	2	–	–	2	–	–	1	–	–	1	–	–	–	2	–	–
8599	44	39	38	34	39	38	11	16	19	23	22	17	–	1	2	10	–	–
8610	670	672	626	599	672	626	456	528	497	138	137	124	5	7	5	71	–	–
8621	1	–	2	1	–	2	–	–	–	1	–	2	–	–	–	–	–	–
8622	–	1	–	–	1	–	–	–	–	–	1	–	–	–	–	–	–	–
8630	22	22	25	22	22	25	11	10	13	10	11	12	1	1	–	–	–	–
8640	54	44	53	47	44	53	34	25	31	11	19	21	2	–	1	7	–	–
8650	2	–	4	–	–	4	–	–	4	–	–	–	–	–	–	2	–	–
8660	194	316	314	184	316	314	154	273	268	30	40	41	–	3	5	10	–	–
8690	24	8	23	14	8	23	7	5	17	4	3	6	3	–	–	10	–	–
8711	1	1	–	–	1	–	–	1	–	–	–	–	–	–	–	1	–	–
8712	16	17	12	14	17	12	4	10	8	10	7	4	–	–	–	2	–	–
8720	–	3	–	–	3	–	–	1	–	–	2	–	–	–	–	–	–	–
8730	1	–	1	1	–	1	–	–	1	1	–	–	–	–	–	–	–	–
8800	23	45	40	21	45	40	14	36	29	6	7	11	1	2	–	2	–	–
9001	3	1	5	3	1	5	2	–	2	1	1	2	–	–	1	–	–	–
9200	–	–	2	–	–	2	–	–	1	–	–	1	–	–	–	–	–	–
9312	4	1	1	–	1	1	–	1	1	–	–	–	–	–	–	4	–	–
9313	2	1	6	1	1	6	–	1	2	1	–	4	–	–	–	1	–	–
9319	1	–	1	1	–	1	–	–	1	1	–	–	–	–	–	–	–	–
9321	24	24	23	22	24	23	14	19	17	8	5	6	–	–	–	2	–	–
9329	4	1	–	3	1	–	2	1	–	1	–	–	–	–	–	1	–	–
9411	6	2	9	6	2	9	3	1	4	3	1	5	–	–	–	–	–	–
9412	18	13	8	10	13	8	6	7	3	4	6	4	–	–	1	8	–	–
9420	6	1	4	1	1	4	1	–	1	–	–	1	–	1	2	5	–	–
9430	44	20	17	24	20	17	11	13	10	11	7	7	2	–	–	20	–	–
9491	16	4	5	10	4	5	4	3	2	3	–	–	3	1	3	6	–	–
9492	–	2	–	–	–	–	–	–	–	–	–	–	–	–	–	–	2	–
9493	–	1	4	–	1	4	–	1	2	–	–	2	–	–	–	–	–	–
9499	47	57	55	40	57	55	3	26	31	37	30	24	–	1	–	7	–	–
9511	5	10	3	4	10	3	–	4	1	4	6	2	–	–	–	1	–	–
9512	1	1	4	–	1	4	–	–	4	–	1	–	–	–	–	1	–	–
9521	7	5	3	4	5	3	2	–	1	2	5	2	–	–	–	3	–	–
9529	2	–	–	2	–	–	–	–	–	2	–	–	–	–	–	–	–	–
9601	12	7	8	8	7	8	4	5	5	3	1	3	1	1	–	4	–	–
9602	13	2	6	5	2	6	1	–	4	4	1	1	–	1	1	8	–	–
9603	26	22	16	18	22	16	11	10	9	7	12	7	–	–	–	8	–	–
9609	2	1	1	2	1	1	1	–	–	1	1	1	–	–	–	–	–	–
9700	–	1	–	–	1	–	–	–	–	–	1	–	–	–	–	–	–	–
Ignorado	1.075	3.738	2.438	17	27	18	14	18	13	3	7	5	–	2	–	1.058	3.711	2.420

Fonte: DATAPREV, CAT, SUB.

Nota: Os dados são preliminares, estando sujeitos a correções.

Capítulo 11 - Ceará

11.2 - Quantidade de acidentes do trabalho, por situação do registro e motivo, segundo os grupos de idade e sexo, no estado do Ceará - 2013/2015

GRUPOS DE IDADE E SEXO	QUANTIDADE DE ACIDENTES DO TRABALHO																	
	Total			Com CAT Registrada												Sem CAT Registrada		
				Total			Motivo											
							Típico			Trajeto			Doença do Trabalho					
	2013	2014	2015	2013	2014	2015	2013	2014	2015	2013	2014	2015	2013	2014	2015	2013	2014	2015
TOTAL	**13.601**	**13.434**	**11.642**	**8.929**	**9.346**	**8.954**	**6.022**	**6.225**	**6.001**	**2.689**	**2.920**	**2.736**	**218**	**201**	**217**	**4.672**	**4.088**	**2.688**
Masculino	**9.571**	**9.244**	**8.180**	**6.686**	**6.800**	**6.560**	**4.628**	**4.588**	**4.490**	**1.966**	**2.128**	**1.978**	**92**	**84**	**92**	**2.885**	**2.444**	**1.620**
Feminino	**4.030**	**4.190**	**3.462**	**2.243**	**2.546**	**2.394**	**1.394**	**1.637**	**1.511**	**723**	**792**	**758**	**126**	**117**	**125**	**1.787**	**1.644**	**1.068**
Ignorado	**–**	**–**	**–**	**–**	**–**	**–**	**–**	**–**	**–**	**–**	**–**	**–**	**–**	**–**	**–**	**–**	**–**	**–**
Até 19 anos	316	326	253	260	291	230	186	196	166	71	92	63	3	3	1	56	35	23
Masculino	240	246	183	197	223	167	149	155	130	48	66	37	–	2	–	43	23	16
Feminino	76	80	70	63	68	63	37	41	36	23	26	26	3	1	1	13	12	7
Ignorado	–	–	–	–	–	–	–	–	–	–	–	–	–	–	–	–	–	–
20 a 24 anos	2.136	2.041	1.722	1.703	1.693	1.493	1.136	1.126	975	549	552	497	18	15	21	433	348	229
Masculino	1.578	1.472	1.278	1.307	1.251	1.134	903	839	785	399	407	338	5	5	11	271	221	144
Feminino	558	569	444	396	442	359	233	287	190	150	145	159	13	10	10	162	127	85
Ignorado	–	–	–	–	–	–	–	–	–	–	–	–	–	–	–	–	–	–
25 a 29 anos	2.580	2.670	2.310	1.942	2.068	1.928	1.261	1.297	1.270	652	729	625	29	42	33	638	602	382
Masculino	1.774	1.802	1.636	1.420	1.462	1.418	944	930	941	466	518	468	10	14	9	354	340	218
Feminino	806	868	674	522	606	510	317	367	329	186	211	157	19	28	24	284	262	164
Ignorado	–	–	–	–	–	–	–	–	–	–	–	–	–	–	–	–	–	–
30 a 34 anos	2.360	2.328	2.202	1.644	1.739	1.771	1.102	1.158	1.180	500	552	550	42	29	41	716	589	431
Masculino	1.639	1.595	1.518	1.213	1.259	1.277	835	834	861	361	417	405	17	8	11	426	336	241
Feminino	721	733	684	431	480	494	267	324	319	139	135	145	25	21	30	290	253	190
Ignorado	–	–	–	–	–	–	–	–	–	–	–	–	–	–	–	–	–	–
35 a 39 anos	1.881	1.801	1.606	1.209	1.222	1.231	843	842	828	328	348	364	38	32	39	672	579	375
Masculino	1.301	1.183	1.131	891	868	916	637	618	615	241	241	280	13	9	21	410	315	215
Feminino	580	618	475	318	354	315	206	224	213	87	107	84	25	23	18	262	264	160
Ignorado	–	–	–	–	–	–	–	–	–	–	–	–	–	–	–	–	–	–
40 a 44 anos	1.438	1.431	1.231	831	883	871	569	598	594	234	272	254	28	13	23	607	548	360
Masculino	974	972	823	615	648	609	420	438	422	183	203	178	12	7	9	359	324	214
Feminino	464	459	408	216	235	262	149	160	172	51	69	76	16	6	14	248	224	146
Ignorado	–	–	–	–	–	–	–	–	–	–	–	–	–	–	–	–	–	–
45 a 49 anos	1.187	1.165	917	615	647	609	424	451	420	171	173	167	20	23	22	572	518	308
Masculino	832	763	617	480	465	427	341	336	299	129	121	119	10	8	9	352	298	190
Feminino	355	402	300	135	182	182	83	115	121	42	52	48	10	15	13	220	220	118
Ignorado	–	–	–	–	–	–	–	–	–	–	–	–	–	–	–	–	–	–
50 a 54 anos	927	966	784	395	479	459	293	322	313	88	127	125	14	30	21	532	487	325
Masculino	626	657	523	297	368	334	229	257	230	61	91	92	7	20	12	329	289	189
Feminino	301	309	261	98	111	125	64	65	83	27	36	33	7	10	9	203	198	136
Ignorado	–	–	–	–	–	–	–	–	–	–	–	–	–	–	–	–	–	–
55 a 59 anos	584	496	431	213	205	234	133	156	161	63	40	63	17	9	10	371	291	197
Masculino	442	372	315	164	155	173	104	114	128	49	35	41	11	6	4	278	217	142
Feminino	142	124	116	49	50	61	29	42	33	14	5	22	6	3	6	93	74	55
Ignorado	–	–	–	–	–	–	–	–	–	–	–	–	–	–	–	–	–	–
60 a 64 anos	163	178	148	94	95	98	59	64	70	27	27	23	8	4	5	69	83	50
Masculino	141	154	123	81	81	78	51	55	57	24	22	16	6	4	5	60	73	45
Feminino	22	24	25	13	14	20	8	9	13	3	5	7	2	–	–	9	10	5
Ignorado	–	–	–	–	–	–	–	–	–	–	–	–	–	–	–	–	–	–
65 a 69 anos	18	26	32	14	18	25	11	11	21	2	6	3	1	1	1	4	8	7
Masculino	17	25	28	14	17	23	11	10	19	2	6	3	1	1	1	3	8	5
Feminino	1	1	4	–	1	2	–	1	2	–	–	–	–	–	–	1	–	2
Ignorado	–	–	–	–	–	–	–	–	–	–	–	–	–	–	–	–	–	–
70 anos e mais	6	3	5	4	3	4	4	2	2	–	1	2	–	–	–	2	–	1
Masculino	3	2	4	3	2	3	3	1	2	–	1	1	–	–	–	–	–	1
Feminino	3	1	1	1	1	1	1	1	–	–	–	1	–	–	–	2	–	–
Ignorado	–	–	–	–	–	–	–	–	–	–	–	–	–	–	–	–	–	–
Ignorada	5	3	1	5	3	1	1	2	1	4	1	–	–	–	–	–	–	–
Masculino	4	1	1	4	1	1	1	1	1	3	–	–	–	–	–	–	–	–
Feminino	1	2	–	1	2	–	–	1	–	1	1	–	–	–	–	–	–	–
Ignorado	–	–	–	–	–	–	–	–	–	–	–	–	–	–	–	–	–	–

Fonte: DATAPREV, CAT, SUB.
Nota: Os dados são preliminares, estando sujeitos a correções.

Capítulo 11 - Ceará

11.3 - Quantidade mensal de acidentes do trabalho, por situação do registro e motivo, no estado do Ceará - 2013/2015

MESES	QUANTIDADE DE ACIDENTES DO TRABALHO																	
	Total			Com CAT Registrada												Sem CAT Registrada		
				Total			Motivo											
							Típico			Trajeto			Doença do Trabalho					
	2013	2014	2015	2013	2014	2015	2013	2014	2015	2013	2014	2015	2013	2014	2015	2013	2014	2015
TOTAL	**13.601**	**13.434**	**11.642**	**8.929**	**9.346**	**8.954**	**6.022**	**6.225**	**6.001**	**2.689**	**2.920**	**2.736**	**218**	**201**	**217**	**4.672**	**4.088**	**2.688**
Janeiro	1.190	1.120	1.020	747	762	759	495	506	517	224	237	221	28	19	21	443	358	261
Fevereiro	966	1.069	964	585	745	667	400	508	464	172	223	181	13	14	22	381	324	297
Março	1.047	952	942	644	663	717	428	434	492	201	215	211	15	14	14	403	289	225
Abril	1.159	1.093	965	739	723	757	498	502	495	218	203	249	23	18	13	420	370	208
Maio	1.191	1.158	1.000	782	792	748	527	553	530	236	218	209	19	21	9	409	366	252
Junho	1.070	1.007	1.004	714	688	793	482	469	514	219	204	252	13	15	27	356	319	211
Julho	1.175	1.182	1.032	781	833	802	556	554	557	207	256	228	18	23	17	394	349	230
Agosto	1.260	1.177	996	814	812	760	531	531	496	260	266	248	23	15	16	446	365	236
Setembro	1.239	1.270	1.016	847	880	792	563	583	530	275	281	242	9	16	20	392	390	224
Outubro	1.239	1.297	995	858	915	767	594	598	510	243	298	229	21	19	28	381	382	228
Novembro	1.081	1.112	887	725	791	713	476	527	476	229	250	223	20	14	14	356	321	174
Dezembro	984	997	821	693	742	679	472	460	420	205	269	243	16	13	16	291	255	142

Fonte: DATAPREV, CAT, SUB.
Nota: Os dados são preliminares, estando sujeitos a correções.

DISTRIBUIÇÃO DE ACIDENTES DO TRABALHO, POR MOTIVO, NO ESTADO DO CEARÁ - 2015

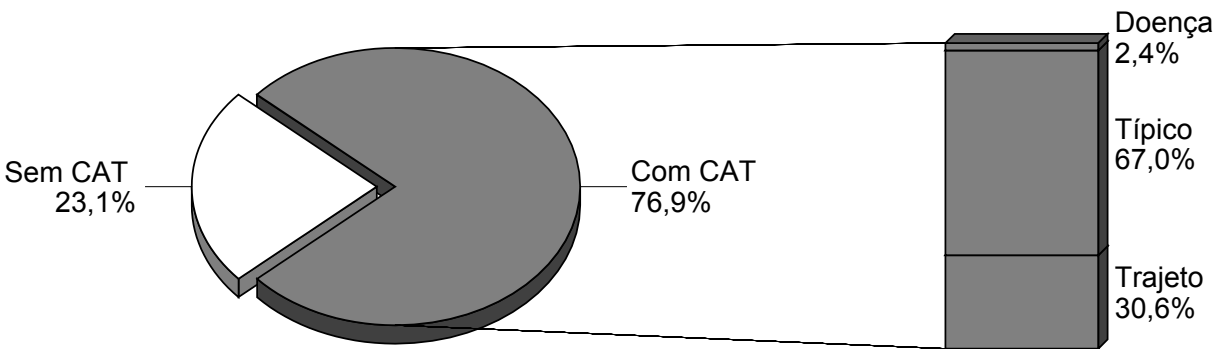

Fonte: DATAPREV, CAT, SUB.

Capítulo 12 - Rio Grande do Norte

12.1 - Quantidade de acidentes do trabalho, por situação do registro e motivo, segundo a Classificação Nacional de Atividades Econômicas (CNAE), no estado do Rio Grande do Norte - 2013/2015

(continua)

CNAE	QUANTIDADE DE ACIDENTES DO TRABALHO																	
	Total			Com CAT Registrada												Sem CAT Registrada		
				Total			Motivo											
							Típico			Trajeto			Doença do Trabalho					
	2013	2014	2015	2013	2014	2015	2013	2014	2015	2013	2014	2015	2013	2014	2015	2013	2014	2015
TOTAL	**6.889**	**7.156**	**6.808**	**4.614**	**4.895**	**4.969**	**3.240**	**3.215**	**3.310**	**1.145**	**1.341**	**1.246**	**229**	**339**	**413**	**2.275**	**2.261**	**1.839**
0111	–	14	15	–	–	–	–	–	–	–	–	–	–	–	–	–	14	15
0112	–	2	–	–	–	–	–	–	–	–	–	–	–	–	–	–	2	–
0113	16	8	12	15	8	12	13	6	9	2	2	3	–	–	–	1	–	–
0114	–	3	1	–	–	–	–	–	–	–	–	–	–	–	–	–	3	1
0119	21	9	19	17	9	19	14	8	8	3	1	11	–	–	–	4	–	–
0121	1	1	–	1	–	–	–	–	–	1	–	–	–	–	–	–	1	–
0122	1	–	–	–	–	–	–	–	–	–	–	–	–	–	–	1	–	–
0132	4	1	1	4	1	1	3	–	1	1	1	–	–	–	–	–	–	–
0133	103	72	45	95	72	45	79	53	29	16	19	16	–	–	–	8	–	–
0139	–	5	2	–	1	–	–	1	–	–	–	–	–	–	–	–	4	2
0141	2	1	2	2	1	2	1	1	1	1	–	1	–	–	–	–	–	–
0142	3	–	–	–	–	–	–	–	–	–	–	–	–	–	–	3	–	–
0151	2	1	2	2	1	2	1	1	2	1	–	–	–	–	–	–	–	–
0154	1	1	–	–	1	–	–	–	–	–	1	–	–	–	–	1	–	–
0155	17	8	11	17	8	11	13	8	3	4	–	8	–	–	–	–	–	–
0161	1	1	2	–	1	2	–	1	2	–	–	–	–	–	–	1	–	–
0162	2	–	–	–	–	–	–	–	–	–	–	–	–	–	–	2	–	–
0311	4	3	4	3	3	4	3	1	4	–	2	–	–	–	–	1	–	–
0321	32	34	43	28	34	43	17	14	30	11	17	13	–	3	–	4	–	–
0322	25	19	26	22	19	26	17	13	24	5	6	2	–	–	–	3	–	–
0600	108	61	29	106	61	29	95	49	28	9	10	1	2	2	–	2	–	–
0710	1	–	–	–	–	–	–	–	–	–	–	–	–	–	–	1	–	–
0724	6	7	8	4	7	7	4	7	7	–	–	–	–	–	–	2	–	1
0729	6	2	1	6	2	1	4	2	1	1	–	–	1	–	–	–	–	–
0810	28	15	7	24	15	7	17	10	6	7	5	1	–	–	–	4	–	–
0892	73	82	68	66	82	68	58	74	58	8	6	10	–	2	–	7	–	–
0899	4	4	1	2	4	1	1	4	–	1	–	1	–	–	–	2	–	–
0910	46	38	32	36	38	32	31	31	26	4	7	6	1	–	–	10	–	–
1011	8	1	8	2	1	8	2	–	8	–	1	–	–	–	–	6	–	–
1012	–	4	1	–	–	1	–	–	1	–	–	–	–	–	–	–	4	–
1013	3	4	2	–	4	2	–	4	2	–	–	–	–	–	–	3	–	–
1020	16	8	6	12	8	6	9	6	5	2	2	1	1	–	–	4	–	–
1031	9	2	3	7	2	3	3	2	2	4	–	1	–	–	–	2	–	–
1033	2	2	3	1	2	3	–	2	1	1	–	2	–	–	–	1	–	–
1051	3	–	–	–	–	–	–	–	–	–	–	–	–	–	–	3	–	–
1052	5	2	2	1	2	2	–	2	1	1	–	1	–	–	–	4	–	–
1053	10	7	12	9	7	12	4	5	8	5	2	4	–	–	–	1	–	–
1062	6	7	9	5	7	9	4	6	8	1	1	1	–	–	–	1	–	–
1063	1	1	–	1	1	–	1	1	–	–	–	–	–	–	–	–	–	–
1064	5	4	1	4	4	1	3	4	–	1	–	1	–	–	–	1	–	–
1065	–	1	–	–	1	–	–	–	–	–	1	–	–	–	–	–	–	–
1066	3	–	14	2	–	14	2	–	5	–	–	4	–	–	5	1	–	–
1069	44	34	26	38	34	26	13	10	8	25	24	18	–	–	–	6	–	–
1071	43	40	28	35	40	28	33	28	28	2	12	–	–	–	–	8	–	–
1081	13	7	10	11	7	10	9	5	9	2	2	1	–	–	–	2	–	–
1091	31	20	12	18	20	12	12	14	8	6	5	3	–	1	1	13	–	–
1092	2	7	1	1	7	1	1	5	–	–	2	1	–	–	–	1	–	–
1093	51	63	119	47	63	119	38	52	110	7	10	8	2	1	1	4	–	–
1094	1	2	–	–	2	–	–	2	–	–	–	–	–	–	–	1	–	–
1095	–	1	1	–	1	1	–	–	1	–	1	–	–	–	–	–	–	–
1096	1	1	2	1	1	2	–	–	2	1	1	–	–	–	–	–	–	–
1099	14	11	7	6	11	7	6	9	5	–	2	2	–	–	–	8	–	–
1111	–	8	3	–	3	–	–	2	–	–	1	–	–	–	–	–	5	3
1113	4	3	2	4	3	2	2	2	1	1	1	1	1	–	–	–	–	–
1121	6	6	9	5	6	9	3	3	5	2	3	4	–	–	–	1	–	–
1122	29	20	25	16	20	25	12	13	18	4	7	7	–	–	–	13	–	–
1311	–	–	1	–	–	1	–	–	1	–	–	–	–	–	–	–	–	–
1312	–	–	1	–	–	1	–	–	1	–	–	–	–	–	–	–	–	–
1314	24	9	12	12	9	12	9	6	6	1	3	6	2	–	–	12	–	–
1321	37	63	30	22	63	30	18	47	23	2	16	7	2	–	–	15	–	–
1322	1	–	–	–	–	–	–	–	–	–	–	–	–	–	–	1	–	–
1340	10	48	1	8	48	1	7	39	–	1	9	1	–	–	–	2	–	–
1351	9	2	2	2	2	2	2	2	1	–	–	1	–	–	–	7	–	–
1359	5	5	3	3	5	3	3	1	1	–	1	2	–	3	–	2	–	–
1411	5	3	–	–	3	–	–	2	–	–	–	–	–	1	–	5	–	–
1412	802	528	636	453	528	636	327	304	307	69	59	68	57	165	261	349	–	–
1413	1	–	–	–	–	–	–	–	–	–	–	–	–	–	–	1	–	–
1414	13	6	5	8	6	5	6	4	5	2	2	–	–	–	–	5	–	–

Capítulo 12 - Rio Grande do Norte

12.1 - Quantidade de acidentes do trabalho, por situação do registro e motivo, segundo a Classificação Nacional de Atividades Econômicas (CNAE), no estado do Rio Grande do Norte - 2013/2015

(continuação)

CNAE	QUANTIDADE DE ACIDENTES DO TRABALHO																	
	Total			Com CAT Registrada												Sem CAT Registrada		
				Total			Motivo											
							Típico			Trajeto			Doença do Trabalho					
	2013	2014	2015	2013	2014	2015	2013	2014	2015	2013	2014	2015	2013	2014	2015	2013	2014	2015
1539	1	5	2	1	5	2	1	5	1	–	–	1	–	–	–	–	–	–
1610	1	2	–	1	2	–	1	2	–	–	–	–	–	–	–	–	–	–
1621	1	–	–	–	–	–	–	–	–	–	–	–	–	–	–	1	–	–
1622	14	6	4	10	6	4	9	4	2	1	2	2	–	–	–	4	–	–
1623	1	–	1	1	–	1	1	–	1	–	–	–	–	–	–	–	–	–
1721	8	8	5	8	8	5	7	7	4	1	1	1	–	–	–	–	–	–
1722	1	–	1	1	–	–	1	–	–	–	–	–	–	–	–	–	–	1
1732	1	–	–	1	–	–	1	–	–	–	–	–	–	–	–	–	–	–
1733	5	1	3	4	1	3	4	1	3	–	–	–	–	–	–	1	–	–
1741	1	–	1	–	–	1	–	–	–	–	–	1	–	–	–	1	–	–
1742	2	–	–	2	–	–	2	–	–	–	–	–	–	–	–	–	–	–
1749	2	–	1	2	–	1	–	–	1	2	–	–	–	–	–	–	–	–
1811	1	1	2	1	1	1	–	1	1	–	–	–	1	–	–	–	–	1
1812	1	2	1	1	–	–	–	–	–	–	–	–	1	–	–	–	2	1
1813	8	3	3	6	3	3	5	2	–	1	1	2	–	–	1	2	–	–
1910	–	–	3	–	–	–	–	–	–	–	–	–	–	–	–	–	–	3
1921	15	18	12	12	18	12	12	14	11	–	2	–	–	2	1	3	–	–
1931	45	44	62	34	44	59	33	43	55	1	1	3	–	–	1	11	–	3
1932	–	1	–	–	–	–	–	–	–	–	–	–	–	–	–	–	1	–
2013	–	1	2	–	1	2	–	–	2	–	–	–	–	1	–	–	–	–
2022	–	–	1	–	–	–	–	–	–	–	–	–	–	–	–	–	–	1
2029	1	3	–	1	3	–	1	3	–	–	–	–	–	–	–	–	–	–
2040	–	1	–	–	–	–	–	–	–	–	–	–	–	–	–	–	1	–
2061	7	3	3	7	3	3	7	2	–	–	1	3	–	–	–	–	–	–
2062	13	23	16	12	23	16	10	17	13	2	6	3	–	–	–	1	–	–
2063	3	–	–	1	–	–	1	–	–	–	–	–	–	–	–	2	–	–
2071	1	1	1	1	1	1	–	1	–	1	–	1	–	–	–	–	–	–
2091	–	–	1	–	–	–	–	–	–	–	–	–	–	–	–	–	–	1
2093	3	1	–	2	1	–	2	–	–	–	1	–	–	–	–	1	–	–
2110	1	–	–	1	–	–	1	–	–	–	–	–	–	–	–	–	–	–
2121	1	–	1	–	–	1	–	–	–	–	–	–	–	–	1	1	–	–
2212	1	–	–	–	–	–	–	–	–	–	–	–	–	–	–	1	–	–
2219	–	10	10	–	–	–	–	–	–	–	–	–	–	–	–	–	10	10
2221	3	–	–	3	–	–	2	–	–	1	–	–	–	–	–	–	–	–
2222	22	7	12	17	6	12	12	4	9	5	2	3	–	–	–	5	1	–
2229	10	3	8	6	3	6	5	1	6	1	2	–	–	–	–	4	–	2
2311	14	16	9	14	11	7	12	9	6	2	2	1	–	–	–	–	5	2
2319	–	1	–	–	1	–	–	1	–	–	–	–	–	–	–	–	–	–
2320	14	12	8	13	10	8	11	10	5	2	–	3	–	–	–	1	2	–
2330	23	14	5	17	14	5	13	12	4	4	2	1	–	–	–	6	–	–
2341	1	1	1	1	1	1	1	1	1	–	–	–	–	–	–	–	–	–
2342	44	26	20	31	26	20	25	17	13	6	9	7	–	–	–	13	–	–
2349	7	–	–	4	–	–	4	–	–	–	–	–	–	–	–	3	–	–
2391	3	2	5	3	2	5	3	2	3	–	–	2	–	–	–	–	–	–
2392	3	2	3	3	2	3	3	2	2	–	–	1	–	–	–	–	–	–
2399	1	–	–	1	–	–	–	–	–	–	–	–	1	–	–	–	–	–
2422	–	1	–	–	–	–	–	–	–	–	–	–	–	–	–	–	1	–
2423	–	1	1	–	1	1	–	1	1	–	–	–	–	–	–	–	–	–
2451	1	–	–	–	–	–	–	–	–	–	–	–	–	–	–	1	–	–
2511	8	10	–	5	10	–	3	7	–	2	2	–	–	1	–	3	–	–
2512	4	3	2	4	3	2	4	2	2	–	1	–	–	–	–	–	–	–
2513	1	–	1	–	–	1	–	–	1	–	–	–	–	–	–	1	–	–
2522	–	–	1	–	–	–	–	–	–	–	–	–	–	–	–	–	–	1
2531	–	1	–	–	1	–	–	1	–	–	–	–	–	–	–	–	–	–
2539	2	2	1	2	2	1	1	2	1	1	–	–	–	–	–	–	–	–
2542	6	9	2	6	9	2	5	6	2	1	3	–	–	–	–	–	–	–
2599	9	4	2	7	4	2	5	2	1	2	2	1	–	–	–	2	–	–
2710	2	–	–	2	–	–	1	–	–	1	–	–	–	–	–	–	–	–
2722	–	–	2	–	–	1	–	–	–	–	–	–	–	–	1	–	–	1
2731	4	11	4	4	11	4	2	7	3	2	4	1	–	–	–	–	–	–
2751	1	–	1	1	–	–	1	–	–	–	–	–	–	–	–	–	–	1
2811	–	2	3	–	2	3	–	2	3	–	–	–	–	–	–	–	–	–
2821	–	–	1	–	–	1	–	–	1	–	–	–	–	–	–	–	–	–
2822	–	–	1	–	–	1	–	–	–	–	–	1	–	–	–	–	–	–
2829	4	1	1	3	1	1	3	–	1	–	1	–	–	–	–	1	–	–
2833	2	1	1	–	1	–	–	1	–	–	–	–	–	–	–	2	–	1
2863	4	3	1	3	3	1	3	1	–	–	1	1	–	1	–	1	–	–
2869	5	3	–	1	3	–	1	2	–	–	1	–	–	–	–	4	–	–
2920	1	–	–	1	–	–	1	–	–	–	–	–	–	–	–	–	–	–
2930	10	7	5	8	7	5	8	7	3	–	–	2	–	–	–	2	–	–

Capítulo 12 - Rio Grande do Norte

12.1 - Quantidade de acidentes do trabalho, por situação do registro e motivo, segundo a Classificação Nacional de Atividades Econômicas (CNAE), no estado do Rio Grande do Norte - 2013/2015

(continuação)

CNAE	QUANTIDADE DE ACIDENTES DO TRABALHO																	
	Total			Com CAT Registrada												Sem CAT Registrada		
				Total			Motivo											
							Típico			Trajeto			Doença do Trabalho					
	2013	2014	2015	2013	2014	2015	2013	2014	2015	2013	2014	2015	2013	2014	2015	2013	2014	2015
2949	1	–	–	1	–	–	1	–	–	–	–	–	–	–	–	–	–	–
2950	3	–	–	3	–	–	2	–	–	1	–	–	–	–	–	–	–	–
3101	15	7	10	9	7	10	6	4	8	3	3	1	–	–	1	6	–	–
3102	3	6	3	3	6	3	2	6	1	1	–	2	–	–	–	–	–	–
3104	1	1	1	–	1	1	–	1	1	–	–	–	–	–	–	1	–	–
3212	–	–	1	–	–	–	–	–	–	–	–	–	–	–	–	–	–	1
3230	–	2	1	–	–	–	–	–	–	–	–	–	–	–	–	–	2	1
3250	2	1	1	1	1	1	–	1	–	1	–	1	–	–	–	1	–	–
3291	–	2	–	–	1	–	–	1	–	–	–	–	–	–	–	–	1	–
3292	1	–	–	–	–	–	–	–	–	–	–	–	–	–	–	1	–	–
3299	15	11	15	10	11	15	9	9	13	1	2	2	–	–	–	5	–	–
3311	–	2	1	–	2	1	–	1	1	–	1	–	–	–	–	–	–	–
3313	4	3	3	4	3	3	2	2	–	2	1	3	–	–	–	–	–	–
3314	1	5	1	1	5	1	1	2	1	–	3	–	–	–	–	–	–	–
3319	–	1	–	–	1	–	–	1	–	–	–	–	–	–	–	–	–	–
3321	11	7	5	10	7	5	10	4	5	–	2	–	–	1	–	1	–	–
3329	6	1	1	5	1	1	4	–	–	1	1	1	–	–	–	1	–	–
3511	9	9	13	8	6	10	6	4	10	2	2	–	–	–	–	1	3	3
3512	1	–	2	1	–	2	1	–	2	–	–	–	–	–	–	–	–	–
3514	75	41	33	72	41	33	50	32	20	10	5	12	12	4	1	3	–	–
3520	–	–	1	–	–	1	–	–	–	–	–	1	–	–	–	–	–	–
3600	83	102	102	72	102	102	57	72	83	15	30	19	–	–	–	11	–	–
3702	11	10	6	11	10	6	10	9	4	–	1	2	1	–	–	–	–	–
3811	82	50	59	52	50	59	46	36	41	5	12	14	1	2	4	30	–	–
3812	1	1	–	–	1	–	–	1	–	–	–	–	–	–	–	1	–	–
3821	4	–	1	3	–	1	2	–	1	–	–	–	1	–	–	1	–	–
3822	1	–	–	–	–	–	–	–	–	–	–	–	–	–	–	1	–	–
3832	4	1	–	4	1	–	4	1	–	–	–	–	–	–	–	–	–	–
4110	88	60	25	56	60	25	38	40	16	18	16	9	–	4	–	32	–	–
4120	356	225	179	212	225	179	135	148	123	71	69	49	6	8	7	144	–	–
4211	31	26	5	23	26	5	21	21	5	2	5	–	–	–	–	8	–	–
4212	10	3	1	6	3	1	5	3	–	1	–	1	–	–	–	4	–	–
4213	1	2	1	1	2	1	1	1	1	–	1	–	–	–	–	–	–	–
4221	84	75	105	71	47	76	54	41	63	15	4	12	2	2	1	13	28	29
4222	–	8	1	–	8	1	–	5	1	–	3	–	–	–	–	–	–	–
4223	1	2	–	–	2	–	–	2	–	–	–	–	–	–	–	1	–	–
4291	3	–	–	3	–	–	2	–	–	1	–	–	–	–	–	–	–	–
4292	43	16	11	32	16	11	24	14	7	7	2	4	1	–	–	11	–	–
4299	66	40	16	55	40	16	46	30	12	7	9	4	2	1	–	11	–	–
4312	1	1	3	–	1	3	–	1	3	–	–	–	–	–	–	1	–	–
4313	15	8	2	8	8	2	7	6	1	1	1	1	–	1	–	7	–	–
4319	3	10	–	2	10	–	1	6	–	–	1	–	1	3	–	1	–	–
4321	47	28	32	39	28	32	26	19	22	13	9	8	–	–	2	8	–	–
4322	4	5	2	3	5	2	1	2	–	2	3	2	–	–	–	1	–	–
4329	5	9	9	4	9	9	–	7	5	4	2	4	–	–	–	1	–	–
4330	16	13	8	11	13	8	7	5	5	3	8	3	1	–	–	5	–	–
4391	6	4	–	–	4	–	–	3	–	–	1	–	–	–	–	6	–	–
4399	10	6	8	8	6	8	8	5	7	–	1	1	–	–	–	2	–	–
4511	24	21	15	19	21	15	10	13	8	9	8	7	–	–	–	5	–	–
4512	1	–	1	–	–	–	–	–	–	–	–	–	–	–	–	1	–	1
4520	22	9	9	19	9	9	9	6	6	8	3	3	2	–	–	3	–	–
4530	26	18	18	18	18	18	12	7	6	4	10	11	2	1	1	8	–	–
4541	10	10	4	6	10	2	2	1	–	3	9	2	1	–	–	4	–	2
4543	3	–	1	2	–	1	1	–	1	1	–	–	–	–	–	1	–	–
4611	–	–	1	–	–	1	–	–	–	–	–	1	–	–	–	–	–	–
4612	–	–	1	–	–	1	–	–	–	–	–	1	–	–	–	–	–	–
4613	1	–	–	1	–	–	–	–	–	1	–	–	–	–	–	–	–	–
4617	1	3	2	–	3	2	–	2	1	–	1	1	–	–	–	1	–	–
4623	1	3	–	–	3	–	–	1	–	–	2	–	–	–	–	1	–	–
4631	4	8	5	2	8	5	1	5	3	1	3	2	–	–	–	2	–	–
4632	11	10	8	9	10	8	3	4	3	6	6	5	–	–	–	2	–	–
4633	1	5	1	–	5	1	–	2	1	–	3	–	–	–	–	1	–	–
4634	1	5	3	1	5	3	1	3	3	–	1	–	–	1	–	–	–	–
4635	24	20	25	18	20	25	6	15	17	11	5	8	1	–	–	6	–	–
4636	1	1	2	–	1	2	–	–	–	–	1	2	–	–	–	1	–	–
4637	3	–	5	3	–	5	2	–	4	1	–	1	–	–	–	–	–	–
4639	16	13	13	13	13	13	8	1	4	4	12	9	1	–	–	3	–	–
4641	14	5	2	8	5	2	4	3	1	4	1	1	–	1	–	6	–	–
4642	–	1	2	–	1	2	–	–	1	–	1	1	–	–	–	–	–	–
4644	–	–	1	–	–	1	–	–	1	–	–	–	–	–	–	–	–	–

Capítulo 12 - Rio Grande do Norte

12.1 - Quantidade de acidentes do trabalho, por situação do registro e motivo, segundo a Classificação Nacional de Atividades Econômicas (CNAE), no estado do Rio Grande do Norte - 2013/2015

(continuação)

CNAE	QUANTIDADE DE ACIDENTES DO TRABALHO																	
	Total			Com CAT Registrada												Sem CAT Registrada		
				Total			Motivo											
							Típico			Trajeto			Doença do Trabalho					
	2013	2014	2015	2013	2014	2015	2013	2014	2015	2013	2014	2015	2013	2014	2015	2013	2014	2015
4645	–	2	1	–	2	1	–	–	–	–	2	1	–	–	–	–	–	–
4646	1	1	1	1	1	1	1	–	–	–	1	1	–	–	–	–	–	–
4649	9	7	13	7	7	13	2	–	1	5	7	12	–	–	–	2	–	–
4662	2	2	1	1	2	1	1	2	1	–	–	–	–	–	–	1	–	–
4663	1	3	–	–	3	–	–	3	–	–	–	–	–	–	–	1	–	–
4669	1	1	1	1	1	1	–	–	1	1	1	–	–	–	–	–	–	–
4672	–	4	1	–	4	1	–	3	1	–	1	–	–	–	–	–	–	–
4673	3	3	1	2	3	1	–	3	1	2	–	–	–	–	–	1	–	–
4679	4	4	5	3	4	5	2	4	3	–	–	2	1	–	–	1	–	–
4681	3	7	3	2	7	3	2	6	2	–	1	1	–	–	–	1	–	–
4682	4	1	–	4	1	–	2	1	–	2	–	–	–	–	–	–	–	–
4684	1	–	–	–	–	–	–	–	–	–	–	–	–	–	–	1	–	–
4686	2	–	1	2	–	1	–	–	–	2	–	1	–	–	–	–	–	–
4687	19	4	8	9	4	8	8	3	8	1	1	–	–	–	–	10	–	–
4689	4	5	5	3	5	5	1	2	4	1	3	1	1	–	–	1	–	–
4691	35	29	22	32	29	22	22	19	17	9	6	5	1	4	–	3	–	–
4692	1	1	–	–	1	–	–	1	–	–	–	–	–	–	–	1	–	–
4693	10	17	17	8	17	17	6	13	11	2	4	6	–	–	–	2	–	–
4711	296	238	270	202	238	270	137	177	204	46	44	53	19	17	13	94	–	–
4712	28	17	9	20	17	9	7	10	3	12	7	5	1	–	1	8	–	–
4713	12	4	9	7	4	9	4	2	3	3	2	5	–	–	1	5	–	–
4721	5	5	1	2	5	1	2	1	–	–	4	1	–	–	–	3	–	–
4722	7	7	10	4	7	10	4	5	7	–	2	2	–	–	1	3	–	–
4723	13	11	3	8	11	3	5	7	1	3	4	2	–	–	–	5	–	–
4724	2	1	1	–	1	1	–	–	–	–	1	1	–	–	–	2	–	–
4729	11	2	2	6	2	2	4	1	1	2	1	1	–	–	–	5	–	–
4731	36	33	24	32	33	24	8	12	5	22	21	19	2	–	–	4	–	–
4732	–	–	2	–	–	2	–	–	–	–	–	1	–	–	1	–	–	–
4741	1	1	1	1	1	1	1	1	1	–	–	–	–	–	–	–	–	–
4742	7	6	3	7	6	3	7	3	1	–	3	2	–	–	–	–	–	–
4743	4	5	6	–	5	6	–	3	5	–	2	1	–	–	–	4	–	–
4744	69	40	39	49	40	39	33	29	22	16	10	17	–	1	–	20	–	–
4751	5	8	10	3	8	10	1	1	4	2	7	6	–	–	–	2	–	–
4752	3	2	5	1	2	5	–	2	5	1	–	–	–	–	–	2	–	–
4753	11	10	5	6	10	5	3	7	2	2	3	3	1	–	–	5	–	–
4754	16	11	13	10	11	13	6	4	4	4	7	9	–	–	–	6	–	–
4755	6	3	–	5	3	–	1	1	–	4	2	–	–	–	–	1	–	–
4756	1	–	–	1	–	–	–	–	–	1	–	–	–	–	–	–	–	–
4757	–	6	–	–	6	–	–	2	–	–	3	–	–	1	–	–	–	–
4759	7	8	–	6	8	–	3	4	–	3	4	–	–	–	–	1	–	–
4761	3	4	3	3	4	3	–	2	3	3	2	–	–	–	–	–	–	–
4763	5	1	2	3	1	2	2	–	1	1	1	1	–	–	–	2	–	–
4771	27	19	19	21	19	19	8	6	7	13	13	12	–	–	–	6	–	–
4772	3	3	4	2	3	4	–	–	2	2	3	2	–	–	–	1	–	–
4773	1	–	–	–	–	–	–	–	–	–	–	–	–	–	–	1	–	–
4774	5	2	3	3	2	3	1	–	1	2	2	2	–	–	–	2	–	–
4781	59	45	84	38	45	84	27	28	47	10	17	18	1	–	19	21	–	–
4782	8	10	12	3	10	12	3	3	5	–	7	6	–	–	1	5	–	–
4783	2	1	–	2	1	–	–	1	–	2	–	–	–	–	–	–	–	–
4784	26	13	8	19	13	8	10	7	4	9	6	4	–	–	–	7	–	–
4785	–	–	1	–	–	1	–	–	1	–	–	–	–	–	–	–	–	–
4789	19	11	4	9	11	4	5	5	–	4	6	4	–	–	–	10	–	–
4912	5	4	8	4	4	8	3	3	5	1	1	3	–	–	–	1	–	–
4921	196	48	51	61	48	51	13	13	13	23	8	13	25	27	25	135	–	–
4922	9	11	3	3	11	3	2	4	1	1	3	1	–	4	1	6	–	–
4923	2	2	2	2	2	2	1	1	2	1	1	–	–	–	–	–	–	–
4929	5	3	1	3	3	1	2	2	1	1	1	–	–	–	–	2	–	–
4930	90	60	33	61	60	33	49	45	23	12	15	10	–	–	–	29	–	–
4940	8	1	2	1	1	2	1	1	1	–	–	1	–	–	–	7	–	–
5011	–	1	1	–	1	1	–	1	1	–	–	–	–	–	–	–	–	–
5030	3	5	2	–	4	1	–	4	1	–	–	–	–	–	–	3	1	1
5111	16	11	6	11	9	4	10	6	2	1	3	2	–	–	–	5	2	2
5112	–	–	1	–	–	–	–	–	–	–	–	–	–	–	–	–	–	1
5211	–	3	2	–	–	1	–	–	–	–	–	1	–	–	–	–	3	1
5212	8	11	8	5	3	3	3	2	1	2	1	2	–	–	–	3	8	5
5221	–	–	2	–	–	–	–	–	–	–	–	–	–	–	–	–	–	2
5222	2	–	–	–	–	–	–	–	–	–	–	–	–	–	–	2	–	–
5223	3	5	3	2	5	3	–	3	3	2	2	–	–	–	–	1	–	–
5229	2	1	1	1	1	1	1	1	–	–	–	1	–	–	–	1	–	–
5231	4	3	9	3	3	8	2	3	6	1	–	1	–	–	1	1	–	1
5232	–	4	2	–	–	–	–	–	–	–	–	–	–	–	–	–	4	2
5239	1	1	–	1	1	–	–	1	–	–	–	–	1	–	–	–	–	–
5240	6	4	6	6	4	6	5	4	4	1	–	2	–	–	–	–	–	–
5250	4	2	2	3	2	2	3	1	1	–	1	1	–	–	–	1	–	–
5310	245	212	348	218	212	348	205	192	333	5	15	9	8	5	6	27	–	–
5320	4	6	5	3	6	5	1	4	1	2	2	4	–	–	–	1	–	–
5510	113	93	89	70	93	89	38	54	61	30	26	27	2	13	1	43	–	–
5590	2	–	1	1	–	1	1	–	–	–	–	1	–	–	–	1	–	–
5611	88	74	82	49	74	82	24	37	47	22	35	34	3	2	1	39	–	–
5620	21	22	16	16	22	16	12	18	13	4	4	2	–	–	1	5	–	–
5821	1	–	–	1	–	–	1	–	–	–	–	–	–	–	–	–	–	–
5822	1	1	–	1	1	–	1	1	–	–	–	–	–	–	–	–	–	–

Capítulo 12 - Rio Grande do Norte

12.1 - Quantidade de acidentes do trabalho, por situação do registro e motivo, segundo a Classificação Nacional de Atividades Econômicas (CNAE), no estado do Rio Grande do Norte - 2013/2015

(continuação)

CNAE	QUANTIDADE DE ACIDENTES DO TRABALHO																	
	Total			Com CAT Registrada												Sem CAT Registrada		
				Total			Motivo											
							Típico			Trajeto			Doença do Trabalho					
	2013	2014	2015	2013	2014	2015	2013	2014	2015	2013	2014	2015	2013	2014	2015	2013	2014	2015
5829	–	1	–	–	1	–	–	1	–	–	–	–	–	–	–	–	–	–
5911	–	1	–	–	1	–	–	–	–	–	1	–	–	–	–	–	–	–
5914	1	1	1	1	1	1	–	1	1	1	–	–	–	–	–	–	–	–
6010	1	1	1	–	1	1	–	–	–	–	1	1	–	–	–	1	–	–
6021	–	3	5	–	3	5	–	1	4	–	2	1	–	–	–	–	–	–
6110	2	1	2	2	1	2	2	1	1	–	–	1	–	–	–	–	–	–
6120	3	–	1	1	–	1	–	–	–	1	–	1	–	–	–	2	–	–
6141	11	9	15	11	9	15	6	7	9	5	2	6	–	–	–	–	–	–
6143	–	–	1	–	–	1	–	–	–	–	–	–	–	–	1	–	–	–
6190	2	1	3	2	1	3	1	–	1	1	1	2	–	–	–	–	–	–
6201	–	9	6	–	1	–	–	–	–	–	1	–	–	–	–	–	8	6
6202	–	–	1	–	–	1	–	–	1	–	–	–	–	–	–	–	–	–
6203	1	1	–	–	1	–	–	1	–	–	–	–	–	–	–	1	–	–
6204	4	1	1	1	1	1	–	–	–	1	1	1	–	–	–	3	–	–
6209	3	5	4	3	5	4	3	5	–	–	–	4	–	–	–	–	–	–
6311	–	4	3	–	–	2	–	–	2	–	–	–	–	–	–	–	4	1
6319	1	–	–	1	–	–	–	–	–	1	–	–	–	–	–	–	–	–
6399	–	2	–	–	2	–	–	2	–	–	–	–	–	–	–	–	–	–
6421	14	3	9	5	3	9	–	1	2	1	1	3	4	1	4	9	–	–
6422	44	18	36	23	18	36	1	4	16	2	3	5	20	11	15	21	–	–
6423	2	2	1	1	2	1	–	1	1	1	1	–	–	–	–	1	–	–
6424	–	1	3	–	1	3	–	–	1	–	1	–	–	–	2	–	–	–
6462	2	4	2	2	4	2	1	1	–	1	3	1	–	–	1	–	–	–
6493	–	2	–	–	2	–	–	–	–	–	2	–	–	–	–	–	–	–
6499	–	1	–	–	1	–	–	–	–	–	1	–	–	–	–	–	–	–
6541	1	–	–	1	–	–	–	–	–	1	–	–	–	–	–	–	–	–
6550	5	13	6	4	13	6	4	6	5	–	7	1	–	–	–	1	–	–
6612	2	–	–	1	–	–	–	–	–	1	–	–	–	–	–	1	–	–
6619	4	–	–	2	–	–	2	–	–	–	–	–	–	–	–	2	–	–
6622	–	1	–	–	1	–	–	–	–	–	–	–	–	1	–	–	–	–
6629	1	–	–	–	–	–	–	–	–	–	–	–	–	–	–	1	–	–
6630	–	1	–	–	–	–	–	–	–	–	–	–	–	–	–	–	1	–
6810	6	5	4	6	5	4	6	4	2	–	1	1	–	–	1	–	–	–
6821	–	2	–	–	2	–	–	1	–	–	1	–	–	–	–	–	–	–
6822	6	4	4	5	4	4	2	1	1	3	3	3	–	–	–	1	–	–
6911	2	–	2	2	–	2	–	–	1	1	–	1	1	–	–	–	–	–
6912	1	–	–	1	–	–	–	–	–	1	–	–	–	–	–	–	–	–
6920	9	5	1	7	5	1	5	1	–	2	4	1	–	–	–	2	–	–
7010	–	2	–	–	1	–	–	–	–	–	–	–	–	1	–	–	1	–
7020	3	3	4	3	3	4	2	2	1	1	1	3	–	–	–	–	–	–
7111	–	–	1	–	–	1	–	–	–	–	–	1	–	–	–	–	–	–
7112	29	26	33	26	26	33	16	13	18	9	13	15	1	–	–	3	–	–
7119	10	3	–	5	3	–	5	3	–	–	–	–	–	–	–	5	–	–
7120	–	2	3	–	2	3	–	–	3	–	2	–	–	–	–	–	–	–
7210	–	1	–	–	1	–	–	–	–	–	1	–	–	–	–	–	–	–
7220	–	1	–	–	–	–	–	–	–	–	–	–	–	–	–	–	1	–
7311	2	2	1	2	2	1	–	–	–	2	2	1	–	–	–	–	–	–
7312	1	–	–	–	–	–	–	–	–	–	–	–	–	–	–	1	–	–
7319	2	3	3	2	3	3	2	2	2	–	1	1	–	–	–	–	–	–
7320	1	2	1	–	2	1	–	1	–	–	1	1	–	–	–	1	–	–
7420	–	1	2	–	–	1	–	–	1	–	–	–	–	–	–	–	1	1
7490	10	6	8	6	6	8	5	3	1	1	3	6	–	–	1	4	–	–
7711	13	19	17	12	19	17	5	7	8	4	10	7	3	2	2	1	–	–
7719	–	–	1	–	–	1	–	–	1	–	–	–	–	–	–	–	–	–
7722	–	1	–	–	1	–	–	1	–	–	–	–	–	–	–	–	–	–
7729	2	–	–	–	–	–	–	–	–	–	–	–	–	–	–	2	–	–
7732	13	9	9	9	9	9	6	8	4	3	1	5	–	–	–	4	–	–
7733	4	5	–	3	5	–	1	1	–	2	4	–	–	–	–	1	–	–
7739	6	3	6	5	3	6	3	–	3	2	2	3	–	1	–	1	–	–
7810	19	5	4	11	5	4	8	2	–	2	3	4	1	–	–	8	–	–
7820	103	45	37	59	45	37	14	14	6	45	28	30	–	3	1	44	–	–
7830	18	9	7	13	9	7	3	3	4	10	6	3	–	–	–	5	–	–
7911	3	–	3	1	–	3	–	–	1	1	–	2	–	–	–	2	–	–
8011	63	52	49	56	51	49	12	10	12	40	39	37	4	2	–	7	1	–
8012	39	18	37	27	17	35	12	7	19	6	8	16	9	2	–	12	1	2
8020	5	9	14	4	9	14	1	4	8	3	4	6	–	1	–	1	–	–
8030	–	1	–	–	–	–	–	–	–	–	–	–	–	–	–	–	1	–
8111	8	4	4	4	4	4	1	2	–	3	1	2	–	1	2	4	–	–
8112	37	32	34	27	32	34	16	11	16	11	17	16	–	4	2	10	–	–
8121	13	17	13	9	17	12	3	3	2	6	12	10	–	2	–	4	–	1
8122	4	1	4	3	–	1	1	–	–	2	–	1	–	–	–	1	1	3
8129	4	1	–	2	1	–	1	–	–	1	1	–	–	–	–	2	–	–
8130	–	–	2	–	–	–	–	–	–	–	–	–	–	–	–	–	–	2
8211	11	3	2	8	2	2	3	–	–	3	2	2	2	–	–	3	1	–
8219	5	1	1	4	1	1	2	–	1	2	1	–	–	–	–	1	–	–
8220	49	71	93	29	71	92	9	21	26	16	44	56	4	6	10	20	–	1

Capítulo 12 - Rio Grande do Norte

12.1 - Quantidade de acidentes do trabalho, por situação do registro e motivo, segundo a Classificação Nacional de Atividades Econômicas (CNAE), no estado do Rio Grande do Norte - 2013/2015

(conclusão)

CNAE	QUANTIDADE DE ACIDENTES DO TRABALHO																	
	Total			Com CAT Registrada												Sem CAT Registrada		
				Total			Motivo											
							Típico			Trajeto			Doença do Trabalho					
	2013	2014	2015	2013	2014	2015	2013	2014	2015	2013	2014	2015	2013	2014	2015	2013	2014	2015
8230	2	2	2	2	2	2	–	–	–	1	1	2	1	1	–	–	–	–
8291	3	3	1	1	2	1	–	–	1	1	2	–	–	–	–	2	1	–
8299	14	18	9	9	18	9	3	8	3	6	10	6	–	–	–	5	–	–
8411	220	62	55	78	62	55	63	42	45	13	17	8	2	3	2	142	–	–
8412	1	–	1	–	–	1	–	–	–	–	–	1	–	–	–	1	–	–
8422	–	–	2	–	–	2	–	–	2	–	–	–	–	–	–	–	–	–
8423	–	–	1	–	–	1	–	–	1	–	–	–	–	–	–	–	–	–
8424	1	1	–	–	1	–	–	–	–	–	–	–	–	1	–	1	–	–
8430	–	1	–	–	1	–	–	1	–	–	–	–	–	–	–	–	–	–
8511	2	32	31	1	–	1	1	–	1	–	–	–	–	–	–	1	32	30
8512	11	3	1	5	3	1	5	2	–	–	1	1	–	–	–	6	–	–
8513	14	13	11	6	12	10	4	8	7	2	4	3	–	–	–	8	1	1
8520	3	6	8	–	6	8	–	3	5	–	3	2	–	–	1	3	–	–
8531	6	4	3	3	4	–	3	2	–	–	2	–	–	–	–	3	–	3
8532	6	7	6	2	7	6	2	4	4	–	1	2	–	2	–	4	–	–
8541	3	1	2	3	1	2	3	–	1	–	1	1	–	–	–	–	–	–
8550	–	1	–	–	1	–	–	1	–	–	–	–	–	–	–	–	–	–
8591	–	1	–	–	1	–	–	–	–	–	1	–	–	–	–	–	–	–
8593	–	2	–	–	2	–	–	–	–	–	2	–	–	–	–	–	–	–
8599	9	5	4	6	5	4	2	4	1	3	1	3	1	–	–	3	–	–
8610	570	505	588	518	505	588	433	405	477	85	97	110	–	3	1	52	–	–
8621	1	–	–	1	–	–	1	–	–	–	–	–	–	–	–	–	–	–
8630	3	8	3	3	8	3	2	1	1	1	6	2	–	1	–	–	–	–
8640	38	41	39	34	41	39	29	27	32	5	13	7	–	1	–	4	–	–
8650	10	5	8	7	5	8	4	3	4	3	2	4	–	–	–	3	–	–
8660	–	19	88	–	19	88	–	18	80	–	1	7	–	–	1	–	–	–
8690	1	–	–	1	–	–	1	–	–	–	–	–	–	–	–	–	–	–
8711	1	–	–	1	–	–	–	–	–	1	–	–	–	–	–	–	–	–
8712	2	1	3	2	1	3	–	1	–	2	–	3	–	–	–	–	–	–
8730	9	4	2	2	4	2	1	2	–	1	2	2	–	–	–	7	–	–
8800	27	27	25	22	27	25	16	21	16	5	6	8	1	–	1	5	–	–
9001	3	2	2	1	2	2	1	2	1	–	–	1	–	–	–	2	–	–
9101	–	–	1	–	–	1	–	–	–	–	–	1	–	–	–	–	–	–
9312	7	2	–	2	2	–	–	2	–	2	–	–	–	–	–	5	–	–
9313	3	1	4	1	1	4	–	–	–	1	1	4	–	–	–	2	–	–
9319	6	4	–	5	4	–	5	3	–	–	1	–	–	–	–	1	–	–
9321	2	–	–	2	–	–	–	–	–	2	–	–	–	–	–	–	–	–
9412	1	2	2	1	2	2	1	1	1	–	1	1	–	–	–	–	–	–
9420	3	5	4	1	5	4	1	1	4	–	3	–	–	1	–	2	–	–
9430	11	3	2	2	3	2	1	3	2	1	–	–	–	–	–	9	–	–
9491	8	6	1	1	6	1	–	2	1	1	2	–	–	2	–	7	–	–
9499	4	12	9	4	12	9	1	4	7	2	8	2	1	–	–	–	–	–
9511	1	–	1	–	–	1	–	–	1	–	–	–	–	–	–	1	–	–
9512	1	–	–	1	–	–	–	–	–	1	–	–	–	–	–	–	–	–
9521	4	10	5	2	10	5	1	4	3	1	6	2	–	–	–	2	–	–
9529	3	2	–	2	2	–	–	–	–	2	2	–	–	–	–	1	–	–
9601	5	4	2	1	4	2	–	3	1	–	1	–	1	–	1	4	–	–
9602	6	4	–	1	4	–	1	1	–	–	3	–	–	–	–	5	–	–
9603	8	9	8	8	9	8	2	3	3	6	6	4	–	–	1	–	–	–
9609	–	1	1	–	1	1	–	1	–	–	–	1	–	–	–	–	–	–
9700	–	1	–	–	1	–	–	–	–	–	1	–	–	–	–	–	–	–
Ignorado	254	2.115	1.697	9	17	12	6	13	7	3	4	5	–	–	–	245	2.098	1.685

Fonte: DATAPREV, CAT, SUB.
Nota: Os dados são preliminares, estando sujeitos a correções.

Capítulo 12 - Rio Grande do Norte

12.2 - Quantidade de acidentes do trabalho, por situação do registro e motivo, segundo os grupos de idade e sexo, no estado do Rio Grande do Norte - 2013/2015

GRUPOS DE IDADE E SEXO	QUANTIDADE DE ACIDENTES DO TRABALHO																	
	Total			Com CAT Registrada												Sem CAT Registrada		
				Total			Motivo											
							Típico			Trajeto			Doença do Trabalho					
	2013	2014	2015	2013	2014	2015	2013	2014	2015	2013	2014	2015	2013	2014	2015	2013	2014	2015
TOTAL	**6.889**	**7.156**	**6.808**	**4.614**	**4.895**	**4.969**	**3.240**	**3.215**	**3.310**	**1.145**	**1.341**	**1.246**	**229**	**339**	**413**	**2.275**	**2.261**	**1.839**
Masculino	**4.615**	**4.697**	**4.334**	**3.316**	**3.408**	**3.292**	**2.336**	**2.312**	**2.271**	**864**	**968**	**888**	**116**	**128**	**133**	**1.299**	**1.289**	**1.042**
Feminino	**2.274**	**2.459**	**2.474**	**1.298**	**1.487**	**1.677**	**904**	**903**	**1.039**	**281**	**373**	**358**	**113**	**211**	**280**	**976**	**972**	**797**
Ignorado	**–**	**–**	**–**	**–**	**–**	**–**	**–**	**–**	**–**	**–**	**–**	**–**	**–**	**–**	**–**	**–**	**–**	**–**
Até 19 anos	104	105	90	89	98	78	55	58	48	33	38	27	1	2	3	15	7	12
Masculino	80	76	53	68	72	47	43	47	27	24	24	18	1	1	2	12	4	6
Feminino	24	29	37	21	26	31	12	11	21	9	14	9	–	1	1	3	3	6
Ignorado	–	–	–	–	–	–	–	–	–	–	–	–	–	–	–	–	–	–
20 a 24 anos	813	883	836	650	733	671	429	480	431	207	230	223	14	23	17	163	150	165
Masculino	581	632	579	493	541	487	329	369	325	158	161	155	6	11	7	88	91	92
Feminino	232	251	257	157	192	184	100	111	106	49	69	68	8	12	10	75	59	73
Ignorado	–	–	–	–	–	–	–	–	–	–	–	–	–	–	–	–	–	–
25 a 29 anos	1.322	1.353	1.243	1.010	1.068	996	718	674	682	263	342	267	29	52	47	312	285	247
Masculino	917	904	814	760	759	684	540	496	480	210	247	194	10	16	10	157	145	130
Feminino	405	449	429	250	309	312	178	178	202	53	95	73	19	36	37	155	140	117
Ignorado	–	–	–	–	–	–	–	–	–	–	–	–	–	–	–	–	–	–
30 a 34 anos	1.242	1.294	1.243	867	935	969	599	628	650	226	255	255	42	52	64	375	359	274
Masculino	793	827	782	600	630	629	409	425	417	165	185	186	26	20	26	193	197	153
Feminino	449	467	461	267	305	340	190	203	233	61	70	69	16	32	38	182	162	121
Ignorado	–	–	–	–	–	–	–	–	–	–	–	–	–	–	–	–	–	–
35 a 39 anos	979	981	1.038	637	638	764	459	432	513	136	151	174	42	55	77	342	343	274
Masculino	633	645	633	444	450	487	318	316	339	106	116	123	20	18	25	189	195	146
Feminino	346	336	405	193	188	277	141	116	174	30	35	51	22	37	52	153	148	128
Ignorado	–	–	–	–	–	–	–	–	–	–	–	–	–	–	–	–	–	–
40 a 44 anos	759	839	814	459	506	535	326	329	347	103	125	113	30	52	75	300	333	279
Masculino	470	508	498	305	329	340	218	221	234	72	92	80	15	16	26	165	179	158
Feminino	289	331	316	154	177	195	108	108	113	31	33	33	15	36	49	135	154	121
Ignorado	–	–	–	–	–	–	–	–	–	–	–	–	–	–	–	–	–	–
45 a 49 anos	683	706	612	389	420	387	282	273	253	76	98	84	31	49	50	294	286	225
Masculino	439	427	370	269	270	243	200	180	167	53	72	65	16	18	11	170	157	127
Feminino	244	279	242	120	150	144	82	93	86	23	26	19	15	31	39	124	129	98
Ignorado	–	–	–	–	–	–	–	–	–	–	–	–	–	–	–	–	–	–
50 a 54 anos	563	568	480	298	287	271	199	200	174	71	57	49	28	30	48	265	281	209
Masculino	379	366	277	206	196	160	139	147	120	52	38	28	15	11	12	173	170	117
Feminino	184	202	203	92	91	111	60	53	54	19	19	21	13	19	36	92	111	92
Ignorado	–	–	–	–	–	–	–	–	–	–	–	–	–	–	–	–	–	–
55 a 59 anos	304	317	326	144	149	206	116	100	138	18	32	41	10	17	27	160	168	120
Masculino	229	223	217	115	112	135	94	74	96	16	26	29	5	12	10	114	111	82
Feminino	75	94	109	29	37	71	22	26	42	2	6	12	5	5	17	46	57	38
Ignorado	–	–	–	–	–	–	–	–	–	–	–	–	–	–	–	–	–	–
60 a 64 anos	109	92	104	62	47	73	49	34	60	12	7	9	1	6	4	47	45	31
Masculino	86	75	91	49	39	62	40	31	53	8	4	6	1	4	3	37	36	29
Feminino	23	17	13	13	8	11	9	3	7	4	3	3	–	2	1	10	9	2
Ignorado	–	–	–	–	–	–	–	–	–	–	–	–	–	–	–	–	–	–
65 a 69 anos	7	15	19	5	11	16	4	5	13	–	6	2	1	–	1	2	4	3
Masculino	5	11	18	4	7	16	3	4	13	–	3	2	1	–	1	1	4	2
Feminino	2	4	1	1	4	–	1	1	–	–	3	–	–	–	–	1	–	1
Ignorado	–	–	–	–	–	–	–	–	–	–	–	–	–	–	–	–	–	–
70 anos e mais	4	3	3	4	3	3	4	2	1	–	–	2	–	1	–	–	–	–
Masculino	3	3	2	3	3	2	3	2	–	–	–	2	–	1	–	–	–	–
Feminino	1	–	1	1	–	1	1	–	1	–	–	–	–	–	–	–	–	–
Ignorado	–	–	–	–	–	–	–	–	–	–	–	–	–	–	–	–	–	–
Ignorada	–	–	–	–	–	–	–	–	–	–	–	–	–	–	–	–	–	–
Masculino	–	–	–	–	–	–	–	–	–	–	–	–	–	–	–	–	–	–
Feminino	–	–	–	–	–	–	–	–	–	–	–	–	–	–	–	–	–	–
Ignorado	–	–	–	–	–	–	–	–	–	–	–	–	–	–	–	–	–	–

Fonte: DATAPREV, CAT, SUB.
Nota: Os dados são preliminares, estando sujeitos a correções.

Capítulo 12 - Rio Grande do Norte

12.3 - Quantidade mensal de acidentes do trabalho, por situação do registro e motivo, no estado do Rio Grande do Norte - 2013/2015

MESES	QUANTIDADE DE ACIDENTES DO TRABALHO																	
	Total			Com CAT Registrada												Sem CAT Registrada		
				Total			Motivo											
							Típico			Trajeto			Doença do Trabalho					
	2013	2014	2015	2013	2014	2015	2013	2014	2015	2013	2014	2015	2013	2014	2015	2013	2014	2015
TOTAL	**6.889**	**7.156**	**6.808**	**4.614**	**4.895**	**4.969**	**3.240**	**3.215**	**3.310**	**1.145**	**1.341**	**1.246**	**229**	**339**	**413**	**2.275**	**2.261**	**1.839**
Janeiro	605	562	528	390	385	361	266	268	234	102	102	109	22	15	18	215	177	167
Fevereiro	499	565	554	309	396	369	215	257	241	75	120	109	19	19	19	190	169	185
Março	571	632	616	367	410	432	248	266	328	89	107	92	30	37	12	204	222	184
Abril	670	615	603	436	413	455	310	271	311	94	111	115	32	31	29	234	202	148
Maio	599	645	558	391	453	408	290	310	293	84	108	89	17	35	26	208	192	150
Junho	528	503	600	338	339	445	237	214	280	86	103	112	15	22	53	190	164	155
Julho	607	671	605	424	456	465	296	300	274	112	120	108	16	36	83	183	215	140
Agosto	638	676	602	414	459	450	303	302	275	93	117	119	18	40	56	224	217	152
Setembro	572	612	578	392	414	413	280	259	269	99	116	113	13	39	31	180	198	165
Outubro	654	664	576	465	447	423	329	284	279	115	124	85	21	39	59	189	217	153
Novembro	509	550	503	368	386	365	242	262	252	115	107	99	11	17	14	141	164	138
Dezembro	437	461	485	320	337	383	224	222	274	81	106	96	15	9	13	117	124	102

Fonte: DATAPREV, CAT, SUB.
Nota: Os dados são preliminares, estando sujeitos a correções.

DISTRIBUIÇÃO DE ACIDENTES DO TRABALHO, POR MOTIVO, NO ESTADO DO RIO GRANDE DO NORTE - 2015

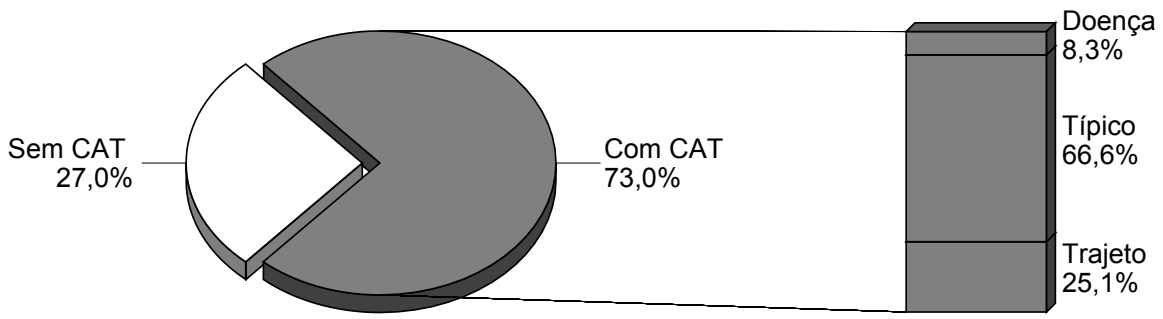

Fonte: DATAPREV, CAT, SUB.

Capítulo 13 - Paraíba

13.1 - Quantidade de acidentes do trabalho, por situação do registro e motivo, segundo a Classificação Nacional de Atividades Econômicas (CNAE), no estado da Paraíba - 2013/2015

(continua)

CNAE	QUANTIDADE DE ACIDENTES DO TRABALHO																	
	Total			Com CAT Registrada												Sem CAT Registrada		
				Total			Motivo											
							Típico			Trajeto			Doença do Trabalho					
	2013	2014	2015	2013	2014	2015	2013	2014	2015	2013	2014	2015	2013	2014	2015	2013	2014	2015
TOTAL	**5.105**	**5.460**	**4.184**	**3.099**	**3.380**	**2.786**	**2.085**	**2.112**	**1.867**	**780**	**851**	**723**	**234**	**417**	**196**	**2.006**	**2.080**	**1.398**
0111	–	7	8	–	–	–	–	–	–	–	–	–	–	–	–	–	7	8
0113	32	22	33	27	22	33	22	17	31	5	5	2	–	–	–	5	–	–
0114	–	4	4	–	–	–	–	–	–	–	–	–	–	–	–	–	4	4
0119	2	–	–	–	–	–	–	–	–	–	–	–	–	–	–	2	–	–
0121	–	3	2	–	–	–	–	–	–	–	–	–	–	–	–	–	3	2
0133	–	3	2	–	3	2	–	1	–	–	2	2	–	–	–	–	–	–
0139	2	–	1	–	–	1	–	–	1	–	–	–	–	–	–	2	–	–
0141	–	2	1	–	2	1	–	2	1	–	–	–	–	–	–	–	–	–
0142	–	2	–	–	2	–	–	2	–	–	–	–	–	–	–	–	–	–
0151	7	3	1	3	3	1	2	2	1	1	1	–	–	–	–	4	–	–
0153	1	–	–	–	–	–	–	–	–	–	–	–	–	–	–	1	–	–
0155	25	28	15	22	28	15	19	24	10	3	3	5	–	1	–	3	–	–
0159	1	–	–	1	–	–	1	–	–	–	–	–	–	–	–	–	–	–
0162	–	1	1	–	1	1	–	1	1	–	–	–	–	–	–	–	–	–
0163	1	–	1	1	–	1	–	–	1	1	–	–	–	–	–	–	–	–
0210	27	37	39	27	37	39	27	37	39	–	–	–	–	–	–	–	–	–
0321	1	2	–	1	2	–	–	1	–	1	1	–	–	–	–	–	–	–
0322	1	–	–	1	–	–	1	–	–	–	–	–	–	–	–	–	–	–
0724	–	3	–	–	–	–	–	–	–	–	–	–	–	–	–	–	3	–
0729	–	3	1	–	3	1	–	3	1	–	–	–	–	–	–	–	–	–
0810	14	9	5	12	9	5	12	6	4	–	3	1	–	–	–	2	–	–
0899	3	3	–	3	3	–	3	3	–	–	–	–	–	–	–	–	–	–
0910	1	1	–	–	1	–	–	–	–	–	1	–	–	–	–	1	–	–
1011	3	1	1	2	1	1	1	1	1	1	–	–	–	–	–	1	–	–
1012	27	15	10	13	10	6	12	5	1	1	5	5	–	–	–	14	5	4
1013	–	1	–	–	1	–	–	1	–	–	–	–	–	–	–	–	–	–
1020	1	1	–	–	1	–	–	–	–	–	1	–	–	–	–	1	–	–
1031	2	–	–	2	–	–	2	–	–	–	–	–	–	–	–	–	–	–
1033	11	15	9	8	15	9	5	11	9	3	4	–	–	–	–	3	–	–
1051	2	1	–	1	1	–	1	–	–	–	1	–	–	–	–	1	–	–
1052	9	11	–	7	11	–	5	5	–	2	6	–	–	–	–	2	–	–
1053	4	–	4	3	–	4	1	–	3	2	–	1	–	–	–	1	–	–
1062	8	4	4	6	4	4	4	4	2	2	–	2	–	–	–	2	–	–
1064	9	9	12	7	9	12	4	9	8	3	–	2	–	–	2	2	–	–
1066	1	2	11	1	2	11	1	1	11	–	1	–	–	–	–	–	–	–
1069	21	48	36	12	48	36	11	31	35	1	17	1	–	–	–	9	–	–
1071	75	54	30	51	54	30	40	47	25	10	7	5	1	–	–	24	–	–
1072	11	9	1	3	9	1	3	7	1	–	2	–	–	–	–	8	–	–
1081	67	54	43	57	54	43	47	43	33	10	10	10	–	1	–	10	–	–
1091	24	16	9	7	16	9	4	9	6	2	6	3	1	1	–	17	–	–
1092	8	4	3	5	4	3	4	2	1	–	1	2	1	1	–	3	–	–
1094	3	1	–	–	1	–	–	1	–	–	–	–	–	–	–	3	–	–
1095	–	–	1	–	–	1	–	–	1	–	–	–	–	–	–	–	–	–
1099	4	1	4	1	1	4	–	1	3	1	–	1	–	–	–	3	–	–
1111	–	3	6	–	1	3	–	–	3	–	1	–	–	–	–	–	2	3
1112	1	2	2	1	2	1	–	2	1	1	–	–	–	–	–	–	–	1
1113	22	12	11	17	12	11	5	6	5	9	5	5	3	1	1	5	–	–
1121	23	26	13	23	26	13	17	22	10	6	4	3	–	–	–	–	–	–
1122	70	58	48	42	58	48	33	43	36	9	11	11	–	4	1	28	–	–
1311	70	52	45	53	52	45	30	32	33	16	8	10	7	12	2	17	–	–
1312	4	2	3	3	2	3	2	2	2	1	–	1	–	–	–	1	–	–
1321	50	11	8	23	11	8	18	5	3	4	2	1	1	4	4	27	–	–
1323	4	5	3	3	5	3	3	3	3	–	2	–	–	–	–	1	–	–
1330	1	1	1	–	1	1	–	1	1	–	–	–	–	–	–	1	–	–
1340	2	–	–	–	–	–	–	–	–	–	–	–	–	–	–	2	–	–
1351	9	4	1	3	4	1	3	2	1	–	–	–	–	2	–	6	–	–
1352	–	1	1	–	1	1	–	1	1	–	–	–	–	–	–	–	–	–
1353	1	–	–	–	–	–	–	–	–	–	–	–	–	–	–	1	–	–
1354	–	1	1	–	1	1	–	1	1	–	–	–	–	–	–	–	–	–
1359	–	2	–	–	2	–	–	–	–	–	1	–	–	1	–	–	–	–
1411	24	11	11	10	11	11	5	5	7	2	4	3	3	2	1	14	–	–
1412	35	2	3	11	2	3	–	–	1	4	–	–	7	2	2	24	–	–
1414	10	–	–	1	–	–	1	–	–	–	–	–	–	–	–	9	–	–
1422	1	–	–	–	–	–	–	–	–	–	–	–	–	–	–	1	–	–
1521	–	1	–	–	–	–	–	–	–	–	–	–	–	–	–	–	1	–
1529	1	1	–	1	1	–	1	–	–	–	1	–	–	–	–	–	–	–
1531	5	1	2	2	1	2	1	–	–	1	–	1	–	1	1	3	–	–
1532	219	54	15	85	54	15	73	29	7	4	8	1	8	17	7	134	–	–
1533	2	1	–	2	1	–	1	1	–	1	–	–	–	–	–	–	–	–
1539	350	446	214	287	446	214	153	179	123	65	64	28	69	203	63	63	–	–
1540	2	3	–	2	3	–	1	1	–	1	2	–	–	–	–	–	–	–
1610	2	3	–	–	–	–	–	–	–	–	–	–	–	–	–	2	3	–
1622	5	2	1	2	2	1	2	2	1	–	–	–	–	–	–	3	–	–
1721	–	11	3	–	2	–	–	2	–	–	–	–	–	–	–	–	9	3
1722	–	–	2	–	–	–	–	–	–	–	–	–	–	–	–	–	–	2
1731	33	21	15	31	21	15	25	19	13	6	2	2	–	–	–	2	–	–
1733	–	1	–	–	1	–	–	1	–	–	–	–	–	–	–	–	–	–
1741	6	9	8	6	9	7	4	8	4	2	1	1	–	–	2	–	–	1
1742	1	–	1	–	–	1	–	–	1	–	–	–	–	–	–	1	–	–
1749	2	1	2	2	1	1	1	1	1	1	–	–	–	–	–	–	–	1
1811	19	16	3	11	11	3	7	9	3	3	1	–	1	1	–	8	5	–

Capítulo 13 - Paraíba

13.1 - Quantidade de acidentes do trabalho, por situação do registro e motivo, segundo a Classificação Nacional de Atividades Econômicas (CNAE), no estado da Paraíba - 2013/2015

(continuação)

CNAE	QUANTIDADE DE ACIDENTES DO TRABALHO																	
	Total			Com CAT Registrada												Sem CAT Registrada		
				Total			Motivo											
							Típico			Trajeto			Doença do Trabalho					
	2013	2014	2015	2013	2014	2015	2013	2014	2015	2013	2014	2015	2013	2014	2015	2013	2014	2015
1812	–	13	7	–	–	–	–	–	–	–	–	–	–	–	–	–	13	7
1813	4	1	2	3	1	2	–	1	2	2	–	–	1	–	–	1	–	–
1822	–	1	–	–	1	–	–	1	–	–	–	–	–	–	–	–	–	–
1910	–	–	1	–	–	–	–	–	–	–	–	–	–	–	–	–	–	1
1921	9	6	12	6	6	12	6	4	11	–	2	–	–	–	1	3	–	–
1931	77	65	52	66	64	51	61	59	45	5	5	4	–	–	2	11	1	1
1932	–	17	14	–	–	–	–	–	–	–	–	–	–	–	–	–	17	14
2014	–	1	–	–	1	–	–	1	–	–	–	–	–	–	–	–	–	–
2019	1	–	–	1	–	–	–	–	–	1	–	–	–	–	–	–	–	–
2029	–	–	1	–	–	–	–	–	–	–	–	–	–	–	–	–	–	1
2040	–	1	–	–	–	–	–	–	–	–	–	–	–	–	–	–	1	–
2061	–	–	1	–	–	1	–	–	–	–	–	1	–	–	–	–	–	–
2062	6	2	1	5	2	1	4	–	1	1	2	–	–	–	–	1	–	–
2063	–	3	–	–	3	–	–	3	–	–	–	–	–	–	–	–	–	–
2071	1	1	1	1	1	1	1	1	1	–	–	–	–	–	–	–	–	–
2073	–	–	1	–	–	1	–	–	1	–	–	–	–	–	–	–	–	–
2091	2	1	1	–	–	1	–	–	–	–	–	–	–	–	1	2	1	–
2099	–	1	–	–	1	–	–	–	–	–	1	–	–	–	–	–	–	–
2211	1	–	–	–	–	–	–	–	–	–	–	–	–	–	–	1	–	–
2212	1	4	1	1	4	1	1	3	1	–	1	–	–	–	–	–	–	–
2219	20	7	11	20	6	3	5	3	2	15	2	1	–	1	–	–	1	8
2221	5	3	4	4	3	4	3	2	4	–	1	–	1	–	–	1	–	–
2222	44	28	27	28	28	27	23	24	23	4	3	4	1	1	–	16	–	–
2223	11	5	5	10	5	5	6	2	3	4	3	2	–	–	–	1	–	–
2229	13	9	5	10	9	5	6	5	2	2	1	2	2	3	1	3	–	–
2311	7	5	4	6	5	4	6	3	4	–	2	–	–	–	–	1	–	–
2319	2	2	–	1	2	–	1	2	–	–	–	–	–	–	–	1	–	–
2320	6	24	19	6	22	19	4	20	19	2	2	–	–	–	–	–	2	–
2330	13	14	8	9	14	8	7	13	7	2	1	1	–	–	–	4	–	–
2341	2	–	–	2	–	–	2	–	–	–	–	–	–	–	–	–	–	–
2342	83	66	51	67	66	51	58	54	43	9	11	7	–	1	1	16	–	–
2349	27	11	8	20	11	8	14	9	8	4	1	–	2	1	–	7	–	–
2391	6	3	–	2	3	–	–	3	–	2	–	–	–	–	–	4	–	–
2392	1	–	1	–	–	1	–	–	–	–	–	1	–	–	–	1	–	–
2399	11	3	6	8	3	6	7	2	5	1	1	1	–	–	–	3	–	–
2423	1	–	–	1	–	–	1	–	–	–	–	–	–	–	–	–	–	–
2441	8	8	2	2	8	2	2	6	2	–	2	–	–	–	–	6	–	–
2442	1	–	–	–	–	–	–	–	–	–	–	–	–	–	–	1	–	–
2449	1	–	–	–	–	–	–	–	–	–	–	–	–	–	–	1	–	–
2452	–	2	1	–	–	–	–	–	–	–	–	–	–	–	–	–	2	1
2511	35	15	6	31	13	6	26	12	4	5	1	2	–	–	–	4	2	–
2512	4	2	1	3	2	1	3	1	1	–	1	–	–	–	–	1	–	–
2521	–	1	–	–	–	–	–	–	–	–	–	–	–	–	–	–	1	–
2522	–	1	–	–	–	–	–	–	–	–	–	–	–	–	–	–	1	–
2532	9	4	13	8	4	13	3	1	10	4	1	2	1	2	1	1	–	–
2539	1	1	–	–	1	–	–	–	–	–	1	–	–	–	–	1	–	–
2542	2	3	1	1	3	1	1	3	1	–	–	–	–	–	–	1	–	–
2591	1	–	–	–	–	–	–	–	–	–	–	–	–	–	–	1	–	–
2592	1	–	–	–	–	–	–	–	–	–	–	–	–	–	–	1	–	–
2593	7	4	1	1	4	1	1	3	1	–	1	–	–	–	–	6	–	–
2599	1	–	–	–	–	–	–	–	–	–	–	–	–	–	–	1	–	–
2610	–	–	1	–	–	1	–	–	–	–	–	1	–	–	–	–	–	–
2621	4	9	–	4	9	–	1	4	–	3	5	–	–	–	–	–	–	–
2670	–	–	1	–	–	1	–	–	1	–	–	–	–	–	–	–	–	–
2710	2	–	–	1	–	–	1	–	–	–	–	–	–	–	–	1	–	–
2722	–	1	–	–	–	–	–	–	–	–	–	–	–	–	–	–	1	–
2751	–	–	1	–	–	–	–	–	–	–	–	–	–	–	–	–	–	1
2790	–	–	1	–	–	1	–	–	–	–	–	1	–	–	–	–	–	–
2812	–	1	–	–	1	–	–	1	–	–	–	–	–	–	–	–	–	–
2822	1	–	–	1	–	–	–	–	–	1	–	–	–	–	–	–	–	–
2823	1	2	–	1	2	–	1	2	–	–	–	–	–	–	–	–	–	–
2829	–	1	2	–	1	2	–	–	–	–	1	1	–	–	1	–	–	–
2833	1	–	3	1	–	1	1	–	1	–	–	–	–	–	–	–	–	2
2852	1	–	–	1	–	–	1	–	–	–	–	–	–	–	–	–	–	–
2862	–	1	–	–	1	–	–	1	–	–	–	–	–	–	–	–	–	–
2869	4	2	1	4	2	1	3	2	–	–	–	1	1	–	–	–	–	–
2930	–	1	1	–	1	1	–	–	1	–	1	–	–	–	–	–	–	–
2950	–	1	–	–	1	–	–	–	–	–	1	–	–	–	–	–	–	–
3012	1	1	–	1	1	–	1	1	–	–	–	–	–	–	–	–	–	–
3101	18	3	4	11	3	4	8	1	2	3	2	2	–	–	–	7	–	–
3102	12	5	2	7	5	2	4	4	2	3	1	–	–	–	–	5	–	–
3103	1	4	3	1	4	3	1	2	3	–	1	–	–	1	–	–	–	–
3104	17	6	6	15	6	6	12	6	4	2	–	2	1	–	–	2	–	–
3212	–	1	–	–	1	–	–	1	–	–	–	–	–	–	–	–	–	–
3220	1	2	1	1	2	1	–	–	–	–	–	–	1	2	1	–	–	–
3230	–	2	3	–	–	–	–	–	–	–	–	–	–	–	–	–	2	3
3240	1	–	–	1	–	–	1	–	–	–	–	–	–	–	–	–	–	–
3250	–	2	–	–	2	–	–	–	–	–	1	–	–	1	–	–	–	–
3291	2	–	–	–	–	–	–	–	–	–	–	–	–	–	–	2	–	–
3292	1	–	–	–	–	–	–	–	–	–	–	–	–	–	–	1	–	–
3299	7	–	2	7	–	2	2	–	2	5	–	–	–	–	–	–	–	–
3313	1	–	4	1	–	4	–	–	2	1	–	2	–	–	–	–	–	–
3314	1	2	1	1	2	1	1	2	1	–	–	–	–	–	–	–	–	–
3329	2	1	1	2	1	1	–	–	1	2	1	–	–	–	–	–	–	–

Capítulo 13 - Paraíba

13.1 - Quantidade de acidentes do trabalho, por situação do registro e motivo, segundo a Classificação Nacional de Atividades Econômicas (CNAE), no estado da Paraíba - 2013/2015

(continuação)

CNAE	QUANTIDADE DE ACIDENTES DO TRABALHO																	
	Total			Com CAT Registrada												Sem CAT Registrada		
				Total			Motivo											
							Típico			Trajeto			Doença do Trabalho					
	2013	2014	2015	2013	2014	2015	2013	2014	2015	2013	2014	2015	2013	2014	2015	2013	2014	2015
3511	18	15	11	17	11	8	13	10	6	3	1	2	1	–	–	1	4	3
3512	–	–	3	–	–	3	–	–	2	–	–	1	–	–	–	–	–	–
3514	65	83	76	56	83	76	44	59	61	8	20	15	4	4	–	9	–	–
3520	2	2	–	2	2	–	1	1	–	–	1	–	1	–	–	–	–	–
3600	57	31	31	40	31	31	29	20	29	9	11	2	2	–	–	17	–	–
3811	58	33	27	44	33	27	33	28	24	10	4	3	1	1	–	14	–	–
3812	1	2	–	1	2	–	–	2	–	1	–	–	–	–	–	–	–	–
3821	1	–	–	–	–	–	–	–	–	–	–	–	–	–	–	1	–	–
3831	1	–	–	1	–	–	1	–	–	–	–	–	–	–	–	–	–	–
3832	–	2	1	–	2	1	–	2	1	–	–	–	–	–	–	–	–	–
3839	3	4	–	3	4	–	3	3	–	–	–	–	–	1	–	–	–	–
4110	66	53	52	38	53	52	34	35	39	3	16	12	1	2	1	28	–	–
4120	360	244	174	216	242	174	171	176	131	39	61	42	6	5	1	144	2	–
4211	25	17	7	14	17	7	13	15	5	1	2	2	–	–	–	11	–	–
4212	4	–	–	3	–	–	2	–	–	1	–	–	–	–	–	1	–	–
4213	26	2	7	7	2	7	5	1	6	2	1	1	–	–	–	19	–	–
4221	21	56	49	16	17	16	12	14	10	4	1	6	–	2	–	5	39	33
4222	11	7	10	10	7	10	5	7	6	5	–	4	–	–	–	1	–	–
4291	–	3	1	–	3	1	–	3	1	–	–	–	–	–	–	–	–	–
4292	8	3	5	3	3	5	2	2	5	1	1	–	–	–	–	5	–	–
4299	26	31	26	19	31	26	18	25	24	1	5	2	–	1	–	7	–	–
4311	–	–	1	–	–	1	–	–	–	–	–	1	–	–	–	–	–	–
4312	2	–	–	1	–	–	–	–	–	–	–	–	1	–	–	1	–	–
4313	3	6	8	1	6	8	1	5	6	–	1	1	–	–	1	2	–	–
4321	22	21	23	17	21	23	10	15	20	6	4	3	1	2	–	5	–	–
4322	1	1	6	–	1	6	–	1	6	–	–	–	–	–	–	1	–	–
4329	5	2	3	4	2	3	3	2	2	1	–	1	–	–	–	1	–	–
4330	5	5	1	1	5	1	1	2	1	–	2	–	–	1	–	4	–	–
4391	9	1	1	6	1	1	5	1	1	–	–	–	1	–	–	3	–	–
4399	12	5	3	9	5	3	7	3	3	1	1	–	1	1	–	3	–	–
4511	31	40	19	25	40	19	14	14	7	11	24	12	–	2	–	6	–	–
4512	–	–	1	–	–	–	–	–	–	–	–	–	–	–	–	–	–	1
4520	10	6	5	7	6	5	4	–	2	2	6	3	1	–	–	3	–	–
4530	27	14	18	23	14	18	13	6	12	10	8	6	–	–	–	4	–	–
4541	14	2	3	12	2	3	4	–	1	8	2	2	–	–	–	2	–	–
4543	1	–	–	1	–	–	–	–	–	1	–	–	–	–	–	–	–	–
4613	–	–	1	–	–	1	–	–	–	–	–	1	–	–	–	–	–	–
4623	–	–	1	–	–	1	–	–	1	–	–	–	–	–	–	–	–	–
4631	1	1	1	–	1	1	–	–	–	–	1	1	–	–	–	1	–	–
4632	6	2	3	2	2	3	2	1	1	–	–	2	–	1	–	4	–	–
4634	4	4	1	4	4	1	2	2	–	2	2	1	–	–	–	–	–	–
4635	28	13	25	21	13	25	15	6	12	5	6	11	1	1	2	7	–	–
4636	1	–	–	–	–	–	–	–	–	–	–	–	–	–	–	1	–	–
4637	3	4	–	1	4	–	–	1	–	1	3	–	–	–	–	2	–	–
4639	18	17	29	12	17	29	5	8	20	7	8	9	–	1	–	6	–	–
4641	2	1	–	1	1	–	1	–	–	–	1	–	–	–	–	1	–	–
4642	–	1	–	–	1	–	–	1	–	–	–	–	–	–	–	–	–	–
4643	1	–	1	–	–	1	–	–	1	–	–	–	–	–	–	1	–	–
4644	5	3	2	2	3	2	1	–	1	–	1	1	1	2	–	3	–	–
4645	–	1	2	–	1	2	–	–	1	–	1	1	–	–	–	–	–	–
4646	3	1	1	2	1	1	–	–	–	2	1	–	–	–	1	1	–	–
4647	2	1	–	–	1	–	–	–	–	–	1	–	–	–	–	2	–	–
4649	9	6	9	6	6	9	5	3	6	1	2	3	–	1	–	3	–	–
4651	4	–	–	3	–	–	3	–	–	–	–	–	–	–	–	1	–	–
4652	1	1	2	1	1	2	1	–	1	–	1	1	–	–	–	–	–	–
4663	1	1	–	1	1	–	1	1	–	–	–	–	–	–	–	–	–	–
4665	1	–	–	–	–	–	–	–	–	–	–	–	–	–	–	1	–	–
4669	3	2	–	2	2	–	2	1	–	–	1	–	–	–	–	1	–	–
4671	1	2	1	1	2	1	1	2	1	–	–	–	–	–	–	–	–	–
4672	5	7	8	2	7	8	1	6	5	1	1	3	–	–	–	3	–	–
4673	3	–	–	1	–	–	–	–	–	1	–	–	–	–	–	2	–	–
4674	–	1	3	–	1	3	–	1	3	–	–	–	–	–	–	–	–	–
4679	21	3	6	9	3	6	4	1	4	5	2	2	–	–	–	12	–	–
4681	–	3	–	–	3	–	–	1	–	–	2	–	–	–	–	–	–	–
4684	3	1	–	2	1	–	2	1	–	–	–	–	–	–	–	1	–	–
4685	2	2	–	2	2	–	2	2	–	–	–	–	–	–	–	–	–	–
4686	1	–	–	1	–	–	1	–	–	–	–	–	–	–	–	–	–	–
4687	4	3	1	2	3	1	2	1	1	–	2	–	–	–	–	2	–	–
4689	8	4	–	5	4	–	5	3	–	–	1	–	–	–	–	3	–	–
4691	6	12	6	5	12	6	2	7	3	3	4	2	–	1	1	1	–	–
4693	12	12	14	9	12	14	5	5	3	3	6	9	1	1	2	3	–	–
4711	152	117	109	116	117	109	79	81	74	25	29	27	12	7	8	36	–	–
4712	22	9	11	10	9	11	6	6	4	4	3	6	–	–	1	12	–	–
4713	33	14	12	29	14	12	17	5	6	12	8	5	–	1	1	4	–	–
4721	8	1	–	4	1	–	3	1	–	1	–	–	–	–	–	4	–	–
4722	8	2	5	4	2	5	3	2	3	1	–	2	–	–	–	4	–	–
4723	5	1	3	3	1	3	1	1	1	2	–	2	–	–	–	2	–	–
4724	4	1	1	1	1	1	–	–	1	1	1	–	–	–	–	3	–	–
4729	3	2	–	2	2	–	1	1	–	1	1	–	–	–	–	1	–	–
4731	18	13	12	9	13	12	2	4	7	6	9	5	1	–	–	9	–	–
4741	2	–	1	1	–	1	1	–	–	–	–	1	–	–	–	1	–	–
4742	7	1	1	4	1	1	3	–	1	1	1	–	–	–	–	3	–	–
4743	3	4	1	2	4	1	–	2	1	2	1	–	–	1	–	1	–	–

Capítulo 13 - Paraíba

13.1 - Quantidade de acidentes do trabalho, por situação do registro e motivo, segundo a Classificação Nacional de Atividades Econômicas (CNAE), no estado da Paraíba - 2013/2015

(continuação)

CNAE	QUANTIDADE DE ACIDENTES DO TRABALHO																	
	Total			Com CAT Registrada												Sem CAT Registrada		
				Total			Motivo											
							Típico			Trajeto			Doença do Trabalho					
	2013	2014	2015	2013	2014	2015	2013	2014	2015	2013	2014	2015	2013	2014	2015	2013	2014	2015
4744	60	22	28	28	22	28	14	7	18	13	11	8	1	4	2	32	–	–
4751	8	–	–	6	–	–	3	–	–	2	–	–	1	–	–	2	–	–
4752	11	5	4	4	5	4	1	2	2	3	1	2	–	2	–	7	–	–
4753	8	8	5	3	8	5	1	6	2	2	2	3	–	–	–	5	–	–
4754	14	16	10	9	16	10	5	6	5	2	10	5	2	–	–	5	–	–
4755	4	–	–	2	–	–	–	–	–	2	–	–	–	–	–	2	–	–
4757	1	1	–	–	1	–	–	1	–	–	–	–	–	–	–	1	–	–
4759	6	4	2	4	4	2	–	3	–	3	1	2	1	–	–	2	–	–
4761	6	6	2	2	6	2	2	3	1	–	3	1	–	–	–	4	–	–
4763	3	1	1	2	1	1	–	1	1	2	–	–	–	–	–	1	–	–
4771	18	8	13	12	8	13	3	3	2	8	5	11	1	–	–	6	–	–
4772	2	6	2	2	6	2	–	2	–	2	4	2	–	–	–	–	–	–
4774	1	2	4	1	2	4	1	–	1	–	2	3	–	–	–	–	–	–
4781	23	15	11	11	15	11	6	5	4	3	9	4	2	1	3	12	–	–
4782	7	8	22	6	8	22	2	3	14	3	4	8	1	1	–	1	–	–
4783	1	2	2	–	2	2	–	–	1	–	2	1	–	–	–	1	–	–
4784	10	8	7	5	8	7	2	4	3	3	4	4	–	–	–	5	–	–
4789	15	8	4	6	8	4	3	4	1	3	3	3	–	1	–	9	–	–
4911	2	–	–	2	–	–	1	–	–	–	–	–	1	–	–	–	–	–
4912	8	6	10	8	6	10	7	6	9	1	–	1	–	–	–	–	–	–
4921	66	27	20	23	27	20	11	12	10	10	12	9	2	3	1	43	–	–
4922	5	3	3	2	3	3	1	1	–	1	2	3	–	–	–	3	–	–
4923	–	1	–	–	1	–	–	1	–	–	–	–	–	–	–	–	–	–
4929	4	–	2	2	–	2	2	–	1	–	–	1	–	–	–	2	–	–
4930	46	36	21	27	36	21	17	23	12	7	11	7	3	2	2	19	–	–
4940	3	2	–	–	2	–	–	2	–	–	–	–	–	–	–	3	–	–
5011	2	–	–	–	–	–	–	–	–	–	–	–	–	–	–	2	–	–
5012	1	–	–	–	–	–	–	–	–	–	–	–	–	–	–	1	–	–
5021	1	–	–	–	–	–	–	–	–	–	–	–	–	–	–	1	–	–
5030	3	–	2	–	–	–	–	–	–	–	–	–	–	–	–	3	–	2
5111	1	12	13	1	4	8	1	1	1	–	3	7	–	–	–	–	8	5
5112	–	1	–	–	–	–	–	–	–	–	–	–	–	–	–	–	1	–
5211	1	5	2	1	5	2	1	3	1	–	2	1	–	–	–	–	–	–
5212	3	7	6	1	1	2	–	1	1	1	–	1	–	–	–	2	6	4
5221	–	–	1	–	–	–	–	–	–	–	–	–	–	–	–	–	–	1
5222	–	1	2	–	1	2	–	–	1	–	1	1	–	–	–	–	–	–
5223	1	–	–	1	–	–	–	–	–	1	–	–	–	–	–	–	–	–
5229	1	1	3	1	1	2	–	1	–	–	–	2	1	–	–	–	–	1
5231	–	–	1	–	–	–	–	–	–	–	–	–	–	–	–	–	–	1
5239	2	–	1	–	–	1	–	–	–	–	–	1	–	–	–	2	–	–
5240	10	4	4	9	4	4	5	2	3	4	2	1	–	–	–	1	–	–
5250	9	3	3	–	3	3	–	3	2	–	–	1	–	–	–	9	–	–
5310	211	138	194	169	138	194	152	121	171	9	8	8	8	9	15	42	–	–
5320	5	5	7	5	5	7	4	1	3	1	4	3	–	–	1	–	–	–
5510	26	15	17	15	15	17	7	14	11	7	1	6	1	–	–	11	–	–
5611	66	26	37	34	26	37	14	9	13	19	17	24	1	–	–	32	–	–
5612	–	–	1	–	–	1	–	–	–	–	–	1	–	–	–	–	–	–
5620	13	13	4	9	13	4	4	9	3	4	3	–	1	1	1	4	–	–
5811	–	–	1	–	–	1	–	–	1	–	–	–	–	–	–	–	–	–
5822	8	4	3	7	4	3	3	1	–	4	3	3	–	–	–	1	–	–
5911	–	1	–	–	1	–	–	1	–	–	–	–	–	–	–	–	–	–
5914	–	3	–	–	3	–	–	3	–	–	–	–	–	–	–	–	–	–
6010	2	3	1	1	2	–	–	2	–	1	–	–	–	–	–	1	1	1
6021	8	1	4	6	–	–	4	–	–	2	–	–	–	–	–	2	1	4
6110	17	15	15	14	15	15	12	13	13	2	1	2	–	1	–	3	–	–
6120	2	1	7	1	1	7	–	–	3	1	1	4	–	–	–	1	–	–
6130	1	–	–	–	–	–	–	–	–	–	–	–	–	–	–	1	–	–
6141	1	1	2	1	1	2	1	–	1	–	1	1	–	–	–	–	–	–
6190	4	–	–	4	–	–	–	–	–	4	–	–	–	–	–	–	–	–
6201	–	10	8	–	1	1	–	–	–	–	1	1	–	–	–	–	9	7
6202	–	–	1	–	–	1	–	–	–	–	–	1	–	–	–	–	–	–
6204	1	–	–	1	–	–	–	–	–	1	–	–	–	–	–	–	–	–
6209	4	1	–	3	1	–	1	1	–	2	–	–	–	–	–	1	–	–
6311	–	–	1	–	–	–	–	–	–	–	–	–	–	–	–	–	–	1
6399	1	–	–	1	–	–	1	–	–	–	–	–	–	–	–	–	–	–
6421	29	10	16	25	10	16	18	5	12	–	–	–	7	5	4	4	–	–
6422	58	32	27	36	32	27	4	16	9	1	–	2	31	16	16	22	–	–
6423	3	3	5	3	3	5	2	1	–	1	–	2	–	2	3	–	–	–
6424	–	1	3	–	1	3	–	–	–	–	1	3	–	–	–	–	–	–
6436	–	1	–	–	1	–	–	1	–	–	–	–	–	–	–	–	–	–
6462	1	–	–	–	–	–	–	–	–	–	–	–	–	–	–	1	–	–
6463	–	1	–	–	1	–	–	–	–	–	1	–	–	–	–	–	–	–
6493	1	–	–	–	–	–	–	–	–	–	–	–	–	–	–	1	–	–
6511	–	–	1	–	–	1	–	–	–	–	–	1	–	–	–	–	–	–
6512	–	1	–	–	1	–	–	1	–	–	–	–	–	–	–	–	–	–
6550	7	1	7	6	1	7	1	–	3	5	1	3	–	–	1	1	–	–
6619	1	1	–	–	1	–	–	1	–	–	–	–	–	–	–	1	–	–
6622	1	–	1	1	–	1	–	–	1	1	–	–	–	–	–	–	–	–
6630	1	2	3	–	1	–	–	1	–	–	–	–	–	–	–	1	1	3
6810	4	1	3	–	1	3	–	–	2	–	–	1	–	1	–	4	–	–
6821	2	–	2	1	–	2	1	–	1	–	–	–	–	–	1	1	–	–
6822	1	–	2	1	–	2	1	–	2	–	–	–	–	–	–	–	–	–

Capítulo 13 - Paraíba

13.1 - Quantidade de acidentes do trabalho, por situação do registro e motivo, segundo a Classificação Nacional de Atividades Econômicas (CNAE), no estado da Paraíba - 2013/2015

(conclusão)

CNAE	QUANTIDADE DE ACIDENTES DO TRABALHO																	
	Total			Com CAT Registrada												Sem CAT Registrada		
				Total			Motivo											
							Típico			Trajeto			Doença do Trabalho					
	2013	2014	2015	2013	2014	2015	2013	2014	2015	2013	2014	2015	2013	2014	2015	2013	2014	2015
6911	–	2	–	–	2	–	–	–	–	–	2	–	–	–	–	–	–	–
6920	5	2	3	–	2	3	–	–	1	–	1	2	–	1	–	5	–	–
7020	1	–	1	1	–	–	–	–	–	–	–	–	1	–	–	–	–	1
7112	7	5	11	5	5	11	4	5	5	1	–	5	–	–	1	2	–	–
7119	1	–	–	1	–	–	1	–	–	–	–	–	–	–	–	–	–	–
7120	–	–	1	–	–	1	–	–	1	–	–	–	–	–	–	–	–	–
7210	1	1	2	1	1	2	1	1	1	–	–	1	–	–	–	–	–	–
7311	–	2	–	–	1	–	–	1	–	–	–	–	–	–	–	–	1	–
7319	2	4	2	–	4	2	–	1	1	–	3	1	–	–	–	2	–	–
7420	1	1	–	1	1	–	1	–	–	–	1	–	–	–	–	–	–	–
7490	9	8	7	4	8	7	–	5	1	4	3	6	–	–	–	5	–	–
7711	4	2	2	4	2	2	2	2	2	2	–	–	–	–	–	–	–	–
7719	1	–	1	–	–	1	–	–	–	–	–	1	–	–	–	1	–	–
7722	–	1	–	–	1	–	–	1	–	–	–	–	–	–	–	–	–	–
7723	1	–	–	1	–	–	–	–	–	–	–	–	1	–	–	–	–	–
7729	1	–	–	–	–	–	–	–	–	–	–	–	–	–	–	1	–	–
7732	5	10	2	4	10	2	4	9	1	–	–	1	–	1	–	1	–	–
7733	–	1	3	–	1	2	–	–	–	–	1	2	–	–	–	–	–	1
7739	4	2	1	3	2	1	3	1	1	–	1	–	–	–	–	1	–	–
7810	1	2	1	1	2	1	–	–	–	1	2	1	–	–	–	–	–	–
7820	26	16	14	17	16	14	4	2	5	13	13	9	–	1	–	9	–	–
7830	1	2	1	–	2	1	–	1	1	–	1	–	–	–	–	1	–	–
7911	2	2	–	1	2	–	1	–	–	–	2	–	–	–	–	1	–	–
7990	1	–	–	–	–	–	–	–	–	–	–	–	–	–	–	1	–	–
8011	39	17	33	29	17	33	13	7	8	16	10	23	–	–	2	10	–	–
8012	50	40	20	48	38	19	32	16	9	15	21	9	1	1	1	2	2	1
8020	5	2	6	4	2	6	1	1	1	3	1	5	–	–	–	1	–	–
8030	–	3	2	–	–	–	–	–	–	–	–	–	–	–	–	–	3	2
8111	–	1	3	–	1	3	–	–	–	–	1	3	–	–	–	–	–	–
8112	21	12	21	9	12	21	8	7	12	1	5	8	–	–	1	12	–	–
8121	16	11	5	8	11	5	1	6	1	7	2	4	–	3	–	8	–	–
8122	2	1	4	1	–	3	–	–	1	1	–	2	–	–	–	1	1	1
8129	3	–	1	3	–	1	2	–	–	1	–	1	–	–	–	–	–	–
8130	1	3	1	–	–	–	–	–	–	–	–	–	–	–	–	1	3	1
8211	11	2	3	7	2	3	4	2	1	3	–	2	–	–	–	4	–	–
8220	53	87	81	37	87	81	15	26	17	11	16	46	11	45	18	16	–	–
8230	1	1	2	–	1	2	–	1	1	–	–	1	–	–	–	1	–	–
8291	–	2	–	–	2	–	–	–	–	–	1	–	–	1	–	–	–	–
8292	2	–	–	1	–	–	–	–	–	1	–	–	–	–	–	1	–	–
8299	19	5	1	8	5	1	6	5	1	2	–	–	–	–	–	11	–	–
8411	133	15	16	20	15	16	11	10	11	8	4	4	1	1	1	113	–	–
8413	1	–	–	–	–	–	–	–	–	–	–	–	–	–	–	1	–	–
8423	–	1	–	–	1	–	–	–	–	–	–	–	–	1	–	–	–	–
8424	–	1	–	–	1	–	–	1	–	–	–	–	–	–	–	–	–	–
8430	–	–	1	–	–	1	–	–	–	–	–	–	–	–	1	–	–	–
8511	–	39	25	–	2	1	–	1	1	–	1	–	–	–	–	–	37	24
8512	3	4	8	–	1	6	–	–	3	–	1	3	–	–	–	3	3	2
8513	7	4	7	4	3	5	2	1	3	2	2	2	–	–	–	3	1	2
8520	2	3	3	2	3	3	1	2	3	–	1	–	1	–	–	–	–	–
8531	5	10	5	4	7	4	4	3	3	–	4	1	–	–	–	1	3	1
8532	6	8	3	6	7	3	5	3	2	1	4	1	–	–	–	–	1	–
8541	–	1	–	–	1	–	–	1	–	–	–	–	–	–	–	–	–	–
8550	1	–	–	1	–	–	–	–	–	1	–	–	–	–	–	–	–	–
8593	–	3	1	–	3	1	–	–	–	–	3	–	–	–	1	–	–	–
8599	20	14	19	15	14	19	7	6	12	8	7	7	–	1	–	5	–	–
8610	155	131	87	115	131	87	73	89	61	39	41	24	3	1	2	40	–	–
8622	1	–	–	1	–	–	–	–	–	1	–	–	–	–	–	–	–	–
8630	7	3	–	4	3	–	–	1	–	4	1	–	–	1	–	3	–	–
8640	5	7	6	–	7	6	–	5	4	–	2	1	–	–	1	5	–	–
8650	–	1	–	–	1	–	–	–	–	–	–	–	–	1	–	–	–	–
8660	8	–	19	1	–	19	–	–	19	1	–	–	–	–	–	7	–	–
8690	1	1	–	–	1	–	–	–	–	–	1	–	–	–	–	1	–	–
8711	1	–	–	1	–	–	–	–	–	1	–	–	–	–	–	–	–	–
8720	–	–	1	–	–	1	–	–	1	–	–	–	–	–	–	–	–	–
8730	–	–	1	–	–	1	–	–	1	–	–	–	–	–	–	–	–	–
8800	3	5	–	–	5	–	–	4	–	–	1	–	–	–	–	3	–	–
9001	–	1	–	–	1	–	–	–	–	–	1	–	–	–	–	–	–	–
9312	3	9	2	2	9	2	2	8	1	–	1	–	–	–	1	1	–	–
9319	–	2	–	–	2	–	–	2	–	–	–	–	–	–	–	–	–	–
9321	1	–	2	1	–	2	1	–	2	–	–	–	–	–	–	–	–	–
9412	5	3	3	3	3	3	3	2	3	–	–	–	–	1	–	2	–	–
9420	3	–	–	1	–	–	1	–	–	–	–	–	–	–	–	2	–	–
9430	8	5	6	5	5	6	3	4	–	2	–	6	–	1	–	3	–	–
9491	9	6	5	2	6	5	2	2	2	–	4	3	–	–	–	7	–	–
9492	1	–	–	–	–	–	–	–	–	–	–	–	–	–	–	1	–	–
9499	2	18	29	1	18	29	–	9	21	1	9	7	–	–	1	1	–	–
9511	2	3	3	2	3	3	2	–	1	–	3	1	–	–	1	–	–	–
9521	2	3	3	2	3	3	–	1	–	2	2	3	–	–	–	–	–	–
9529	–	3	–	–	3	–	–	2	–	–	1	–	–	–	–	–	–	–
9601	2	5	2	–	5	2	–	4	–	–	1	2	–	–	–	2	–	–
9602	3	–	2	–	–	2	–	–	2	–	–	–	–	–	–	3	–	–
9603	8	7	3	3	7	3	1	3	1	2	4	2	–	–	–	5	–	–
Ignorado	349	1.879	1.236	11	13	9	10	10	8	1	2	1	–	1	–	338	1.866	1.227

Fonte: DATAPREV, CAT, SUB.

Nota: Os dados são preliminares, estando sujeitos a correções.

Capítulo 13 - Paraíba

13.2 - Quantidade de acidentes do trabalho, por situação do registro e motivo, segundo os grupos de idade e sexo, no estado da Paraíba - 2013/2015

GRUPOS DE IDADE E SEXO	QUANTIDADE DE ACIDENTES DO TRABALHO																	
	Total			Com CAT Registrada												Sem CAT Registrada		
				Total			Motivo											
							Típico			Trajeto			Doença do Trabalho					
	2013	2014	2015	2013	2014	2015	2013	2014	2015	2013	2014	2015	2013	2014	2015	2013	2014	2015
TOTAL	**5.105**	**5.460**	**4.184**	**3.099**	**3.380**	**2.786**	**2.085**	**2.112**	**1.867**	**780**	**851**	**723**	**234**	**417**	**196**	**2.006**	**2.080**	**1.398**
Masculino	**3.918**	**4.156**	**3.211**	**2.545**	**2.745**	**2.250**	**1.792**	**1.802**	**1.568**	**618**	**672**	**561**	**135**	**271**	**121**	**1.373**	**1.411**	**961**
Feminino	**1.187**	**1.304**	**973**	**554**	**635**	**536**	**293**	**310**	**299**	**162**	**179**	**162**	**99**	**146**	**75**	**633**	**669**	**437**
Ignorado	**–**	**–**	**–**	**–**	**–**	**–**	**–**	**–**	**–**	**–**	**–**	**–**	**–**	**–**	**–**	**–**	**–**	**–**
Até 19 anos	92	104	84	79	79	71	56	51	45	21	23	26	2	5	–	13	25	13
Masculino	80	89	69	71	68	56	51	48	37	18	16	19	2	4	–	9	21	13
Feminino	12	15	15	8	11	15	5	3	8	3	7	7	–	1	–	4	4	–
Ignorado	–	–	–	–	–	–	–	–	–	–	–	–	–	–	–	–	–	–
20 a 24 anos	748	811	600	563	609	463	386	384	288	154	149	151	23	76	24	185	202	137
Masculino	625	672	500	489	532	394	350	342	257	123	126	118	16	64	19	136	140	106
Feminino	123	139	100	74	77	69	36	42	31	31	23	33	7	12	5	49	62	31
Ignorado	–	–	–	–	–	–	–	–	–	–	–	–	–	–	–	–	–	–
25 a 29 anos	927	1.038	759	626	717	560	416	395	333	162	220	188	48	102	39	301	321	199
Masculino	720	800	583	527	580	453	361	345	283	138	165	141	28	70	29	193	220	130
Feminino	207	238	176	99	137	107	55	50	50	24	55	47	20	32	10	108	101	69
Ignorado	–	–	–	–	–	–	–	–	–	–	–	–	–	–	–	–	–	–
30 a 34 anos	941	976	790	596	637	539	396	409	363	151	147	138	49	81	38	345	339	251
Masculino	717	721	584	481	508	423	332	340	303	117	118	98	32	50	22	236	213	161
Feminino	224	255	206	115	129	116	64	69	60	34	29	40	17	31	16	109	126	90
Ignorado	–	–	–	–	–	–	–	–	–	–	–	–	–	–	–	–	–	–
35 a 39 anos	699	785	620	439	477	417	264	297	286	135	114	96	40	66	35	260	308	203
Masculino	505	574	462	337	374	325	220	246	229	101	92	81	16	36	15	168	200	137
Feminino	194	211	158	102	103	92	44	51	57	34	22	15	24	30	20	92	108	66
Ignorado	–	–	–	–	–	–	–	–	–	–	–	–	–	–	–	–	–	–
40 a 44 anos	543	615	437	278	345	264	199	220	198	59	90	47	20	35	19	265	270	173
Masculino	411	446	323	221	271	205	168	184	160	40	68	36	13	19	9	190	175	118
Feminino	132	169	114	57	74	59	31	36	38	19	22	11	7	16	10	75	95	55
Ignorado	–	–	–	–	–	–	–	–	–	–	–	–	–	–	–	–	–	–
45 a 49 anos	472	454	366	231	203	193	156	133	142	46	46	29	29	24	22	241	251	173
Masculino	334	327	280	180	162	166	132	110	126	38	38	25	10	14	15	154	165	114
Feminino	138	127	86	51	41	27	24	23	16	8	8	4	19	10	7	87	86	59
Ignorado	–	–	–	–	–	–	–	–	–	–	–	–	–	–	–	–	–	–
50 a 54 anos	378	392	293	156	186	149	109	124	110	30	42	25	17	20	14	222	206	144
Masculino	281	281	216	131	143	121	93	103	93	24	31	20	14	9	8	150	138	95
Feminino	97	111	77	25	43	28	16	21	17	6	11	5	3	11	6	72	68	49
Ignorado	–	–	–	–	–	–	–	–	–	–	–	–	–	–	–	–	–	–
55 a 59 anos	227	197	166	96	79	90	79	63	72	12	10	15	5	6	3	131	118	76
Masculino	176	165	133	76	62	73	64	51	55	9	8	15	3	3	3	100	103	60
Feminino	51	32	33	20	17	17	15	12	17	3	2	–	2	3	–	31	15	16
Ignorado	–	–	–	–	–	–	–	–	–	–	–	–	–	–	–	–	–	–
60 a 64 anos	67	74	59	29	37	31	21	28	23	7	7	6	1	2	2	38	37	28
Masculino	60	69	52	27	34	26	19	25	19	7	7	6	1	2	1	33	35	26
Feminino	7	5	7	2	3	5	2	3	4	–	–	–	–	–	1	5	2	2
Ignorado	–	–	–	–	–	–	–	–	–	–	–	–	–	–	–	–	–	–
65 a 69 anos	10	11	7	6	8	7	3	7	6	3	1	1	–	–	–	4	3	–
Masculino	8	9	7	5	8	7	2	7	6	3	1	1	–	–	–	3	1	–
Feminino	2	2	–	1	–	–	1	–	–	–	–	–	–	–	–	1	2	–
Ignorado	–	–	–	–	–	–	–	–	–	–	–	–	–	–	–	–	–	–
70 anos e mais	1	3	3	–	3	2	–	1	1	–	2	1	–	–	–	1	–	1
Masculino	1	3	2	–	3	1	–	1	–	–	2	1	–	–	–	1	–	1
Feminino	–	–	1	–	–	1	–	–	1	–	–	–	–	–	–	–	–	–
Ignorado	–	–	–	–	–	–	–	–	–	–	–	–	–	–	–	–	–	–
Ignorada	–	–	–	–	–	–	–	–	–	–	–	–	–	–	–	–	–	–
Masculino	–	–	–	–	–	–	–	–	–	–	–	–	–	–	–	–	–	–
Feminino	–	–	–	–	–	–	–	–	–	–	–	–	–	–	–	–	–	–
Ignorado	–	–	–	–	–	–	–	–	–	–	–	–	–	–	–	–	–	–

Fonte: DATAPREV, CAT, SUB.
Nota: Os dados são preliminares, estando sujeitos a correções.

Capítulo 13 - Paraíba

13.3 - Quantidade mensal de acidentes do trabalho, por situação do registro e motivo, no estado da Paraíba - 2013/2015

MESES	QUANTIDADE DE ACIDENTES DO TRABALHO																	
	Total			Com CAT Registrada												Sem CAT Registrada		
				Total			Motivo											
							Típico			Trajeto			Doença do Trabalho					
	2013	2014	2015	2013	2014	2015	2013	2014	2015	2013	2014	2015	2013	2014	2015	2013	2014	2015
TOTAL	**5.105**	**5.460**	**4.184**	**3.099**	**3.380**	**2.786**	**2.085**	**2.112**	**1.867**	**780**	**851**	**723**	**234**	**417**	**196**	**2.006**	**2.080**	**1.398**
Janeiro	431	493	409	262	317	246	178	188	159	58	87	62	26	42	25	169	176	163
Fevereiro	419	505	393	222	311	258	159	196	177	43	64	64	20	51	17	197	194	135
Março	396	463	370	237	274	258	151	165	178	61	74	57	25	35	23	159	189	112
Abril	407	427	371	240	269	244	156	155	160	73	72	60	11	42	24	167	158	127
Maio	456	520	355	255	311	239	184	182	158	51	77	63	20	52	18	201	209	116
Junho	443	390	321	275	238	208	175	149	129	82	60	65	18	29	14	168	152	113
Julho	442	459	360	273	286	240	195	187	166	57	81	58	21	18	16	169	173	120
Agosto	422	456	348	272	277	233	197	165	161	64	82	58	11	30	14	150	179	115
Setembro	451	466	318	292	285	221	200	183	143	85	64	60	7	38	18	159	181	97
Outubro	433	510	329	276	308	218	180	206	144	67	72	66	29	30	8	157	202	111
Novembro	435	394	314	273	260	210	176	179	138	76	56	58	21	25	14	162	134	104
Dezembro	370	377	296	222	244	211	134	157	154	63	62	52	25	25	5	148	133	85

Fonte: DATAPREV, CAT, SUB.
Nota: Os dados são preliminares, estando sujeitos a correções.

DISTRIBUIÇÃO DE ACIDENTES DO TRABALHO, POR MOTIVO, NO ESTADO DA PARAÍBA - 2015

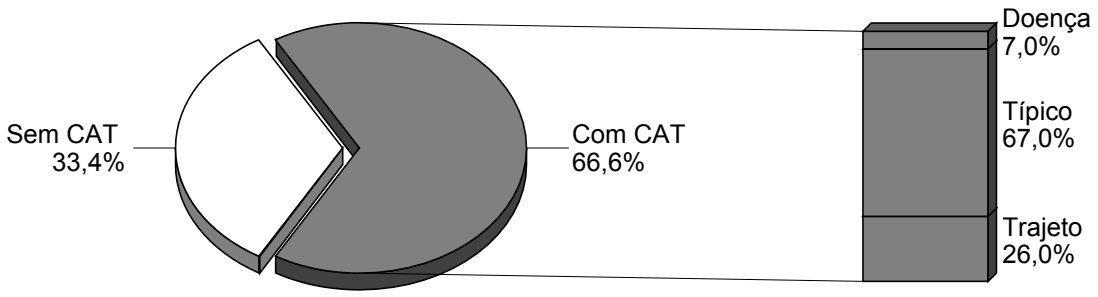

Fonte: DATAPREV, CAT, SUB.

Capítulo 14 - Pernambuco

14.1 - Quantidade de acidentes do trabalho, por situação do registro e motivo, segundo a Classificação Nacional de Atividades Econômicas (CNAE), no estado de Pernambuco - 2013/2015

(continua)

CNAE	QUANTIDADE DE ACIDENTES DO TRABALHO																	
	Total			Com CAT Registrada												Sem CAT Registrada		
				Total			Motivo											
							Típico			Trajeto			Doença do Trabalho					
	2013	2014	2015	2013	2014	2015	2013	2014	2015	2013	2014	2015	2013	2014	2015	2013	2014	2015
TOTAL	**20.890**	**20.618**	**16.260**	**13.746**	**13.752**	**11.682**	**9.627**	**9.636**	**8.347**	**3.327**	**3.245**	**2.715**	**792**	**871**	**620**	**7.144**	**6.866**	**4.578**
0111	4	42	37	3	8	6	3	7	5	–	1	1	–	–	–	1	34	31
0112	–	–	2	–	–	–	–	–	–	–	–	–	–	–	–	–	–	2
0113	222	142	89	179	117	67	165	108	65	13	9	1	1	–	1	43	25	22
0114	–	1	5	–	–	–	–	–	–	–	–	–	–	–	–	–	1	5
0116	4	–	–	1	–	–	–	–	–	1	–	–	–	–	–	3	–	–
0119	2	–	–	1	–	–	1	–	–	–	–	–	–	–	–	1	–	–
0121	2	22	19	–	–	1	–	–	–	–	–	1	–	–	–	2	22	18
0122	3	2	–	1	1	–	–	1	–	1	–	–	–	–	–	2	1	–
0131	1	–	–	–	–	–	–	–	–	–	–	–	–	–	–	1	–	–
0132	133	139	91	106	139	91	94	80	84	10	59	6	2	–	1	27	–	–
0133	61	40	33	41	40	33	33	33	26	8	7	7	–	–	–	20	–	–
0134	3	4	4	1	4	4	1	3	4	–	1	–	–	–	–	2	–	–
0139	3	7	2	–	2	1	–	1	1	–	1	–	–	–	–	3	5	1
0141	1	1	11	1	1	11	1	1	11	–	–	–	–	–	–	–	–	–
0142	–	–	2	–	–	1	–	–	1	–	–	–	–	–	–	–	–	1
0151	13	1	1	9	1	1	6	1	1	2	–	–	1	–	–	4	–	–
0153	1	–	–	–	–	–	–	–	–	–	–	–	–	–	–	1	–	–
0155	67	32	22	34	32	22	22	18	11	12	14	10	–	–	1	33	–	–
0161	13	4	2	8	4	2	3	2	2	5	2	–	–	–	–	5	–	–
0162	10	8	6	5	8	6	2	7	5	3	1	1	–	–	–	5	–	–
0163	–	3	–	–	3	–	–	3	–	–	–	–	–	–	–	–	–	–
0210	69	71	49	67	71	49	66	68	42	1	3	7	–	–	–	2	–	–
0311	–	–	1	–	–	1	–	–	1	–	–	–	–	–	–	–	–	–
0321	–	2	–	–	2	–	–	1	–	–	1	–	–	–	–	–	–	–
0500	–	1	–	–	1	–	–	–	–	–	1	–	–	–	–	–	–	–
0600	5	11	8	4	11	8	4	10	7	–	1	1	–	–	–	1	–	–
0710	2	–	–	1	–	–	–	–	–	1	–	–	–	–	–	1	–	–
0724	–	10	10	–	–	–	–	–	–	–	–	–	–	–	–	–	10	10
0810	33	29	21	21	29	21	17	22	14	4	6	6	–	1	1	12	–	–
0899	9	3	3	6	3	3	5	3	2	1	–	1	–	–	–	3	–	–
0910	–	3	–	–	3	–	–	–	–	–	3	–	–	–	–	–	–	–
0990	1	–	–	1	–	–	1	–	–	–	–	–	–	–	–	–	–	–
1011	–	–	1	–	–	1	–	–	1	–	–	–	–	–	–	–	–	–
1012	42	37	39	22	25	25	17	22	23	5	3	2	–	–	–	20	12	14
1013	30	27	25	24	27	25	14	23	21	10	4	4	–	–	–	6	–	–
1020	4	5	5	4	5	5	3	5	4	1	–	1	–	–	–	–	–	–
1031	16	9	8	7	9	8	3	6	8	3	3	–	1	–	–	9	–	–
1032	–	1	–	–	1	–	–	–	–	–	1	–	–	–	–	–	–	–
1033	2	–	8	2	–	8	1	–	1	1	–	7	–	–	–	–	–	–
1041	1	4	3	1	4	3	–	4	3	1	–	–	–	–	–	–	–	–
1042	1	–	–	1	–	–	1	–	–	–	–	–	–	–	–	–	–	–
1043	–	4	1	–	4	1	–	4	1	–	–	–	–	–	–	–	–	–
1051	5	9	4	5	9	4	4	7	4	1	2	–	–	–	–	–	–	–
1052	26	19	17	19	19	17	12	15	11	7	4	6	–	–	–	7	–	–
1053	40	31	19	31	31	19	22	23	15	4	7	3	5	1	1	9	–	–
1061	12	13	11	10	13	11	6	10	8	2	3	3	2	–	–	2	–	–
1062	20	19	14	18	19	14	18	18	12	–	1	2	–	–	–	2	–	–
1064	14	3	3	6	3	3	5	2	1	1	1	2	–	–	–	8	–	–
1065	8	8	6	7	8	6	5	4	3	2	4	3	–	–	–	1	–	–
1066	36	26	25	29	26	25	23	19	20	6	6	5	–	1	–	7	–	–
1069	1	–	–	1	–	–	1	–	–	–	–	–	–	–	–	–	–	–
1071	1.035	971	770	876	971	770	806	906	714	69	65	54	1	–	2	159	–	–
1072	55	80	60	49	80	60	37	73	55	12	7	5	–	–	–	6	–	–
1081	1	2	1	1	2	1	1	1	1	–	1	–	–	–	–	–	–	–
1091	89	28	26	31	28	26	20	16	14	11	12	7	–	–	5	58	–	–
1092	115	81	83	72	81	83	51	52	62	19	21	19	2	8	2	43	–	–
1093	28	32	14	26	32	14	23	24	8	3	7	6	–	1	–	2	–	–
1094	33	14	16	21	14	16	17	10	13	4	4	3	–	–	–	12	–	–
1095	–	1	2	–	1	2	–	1	2	–	–	–	–	–	–	–	–	–
1096	1	1	–	–	1	–	–	–	–	–	1	–	–	–	–	1	–	–
1099	27	40	41	19	40	41	14	27	25	4	10	12	1	3	4	8	–	–
1111	68	47	34	47	38	29	36	28	23	9	4	4	2	6	2	21	9	5
1112	17	5	2	15	5	2	11	3	2	3	1	–	1	1	–	2	–	–
1113	146	52	44	142	48	42	105	37	28	5	6	8	32	5	6	4	4	2
1121	13	10	3	1	10	3	1	6	1	–	4	1	–	–	1	12	–	–
1122	112	95	101	79	95	101	56	65	65	11	16	14	12	14	22	33	–	–
1210	1	–	–	1	–	–	1	–	–	–	–	–	–	–	–	–	–	–
1311	18	22	8	16	22	8	16	20	5	–	2	3	–	–	–	2	–	–
1312	–	1	–	–	1	–	–	1	–	–	–	–	–	–	–	–	–	–
1313	15	13	7	9	13	7	8	13	7	1	–	–	–	–	–	6	–	–
1314	1	–	–	–	–	–	–	–	–	–	–	–	–	–	–	1	–	–
1321	12	8	6	8	8	6	6	5	5	2	2	1	–	1	–	4	–	–
1323	–	3	1	–	3	1	–	1	1	–	1	–	–	1	–	–	–	–

Capítulo 14 - Pernambuco

14.1 - Quantidade de acidentes do trabalho, por situação do registro e motivo, segundo a Classificação Nacional de Atividades Econômicas (CNAE), no estado de Pernambuco - 2013/2015

(continuação)

CNAE	QUANTIDADE DE ACIDENTES DO TRABALHO																	
	Total			Com CAT Registrada												Sem CAT Registrada		
				Total			Motivo											
							Típico			Trajeto			Doença do Trabalho					
	2013	2014	2015	2013	2014	2015	2013	2014	2015	2013	2014	2015	2013	2014	2015	2013	2014	2015
1330	5	1	5	4	1	5	2	1	4	2	–	1	–	–	–	1	–	–
1340	11	7	8	4	7	8	4	6	5	–	1	3	–	–	–	7	–	–
1351	7	3	7	5	3	7	3	2	3	1	1	4	1	–	–	2	–	–
1352	–	–	3	–	–	3	–	–	3	–	–	–	–	–	–	–	–	–
1359	2	1	2	2	1	2	–	–	1	–	1	–	2	–	1	–	–	–
1411	7	2	2	–	2	2	–	1	–	–	1	1	–	–	1	7	–	–
1412	130	19	20	26	19	20	16	12	9	4	5	10	6	2	1	104	–	–
1413	10	2	–	3	2	–	1	–	–	1	–	–	1	2	–	7	–	–
1414	3	1	–	1	1	–	–	–	–	1	1	–	–	–	–	2	–	–
1422	1	–	–	–	–	–	–	–	–	–	–	–	–	–	–	1	–	–
1510	6	3	–	2	3	–	2	3	–	–	–	–	–	–	–	4	–	–
1521	4	6	3	3	3	–	2	2	–	1	1	–	–	–	–	1	3	3
1531	2	–	1	–	–	1	–	–	1	–	–	–	–	–	–	2	–	–
1533	1	–	–	1	–	–	–	–	–	1	–	–	–	–	–	–	–	–
1539	25	17	9	25	17	9	18	12	7	7	5	2	–	–	–	–	–	–
1610	1	6	3	–	–	–	–	–	–	–	–	–	–	–	–	1	6	3
1622	9	2	3	4	2	3	4	2	3	–	–	–	–	–	–	5	–	–
1623	7	2	3	6	2	3	6	2	3	–	–	–	–	–	–	1	–	–
1629	3	2	–	2	2	–	1	2	–	1	–	–	–	–	–	1	–	–
1710	1	–	–	1	–	–	1	–	–	–	–	–	–	–	–	–	–	–
1721	110	116	93	98	115	93	85	107	88	11	8	5	2	–	–	12	1	–
1731	6	7	6	6	5	5	6	5	3	–	–	2	–	–	–	–	2	1
1733	13	7	11	10	7	11	8	4	9	2	3	2	–	–	–	3	–	–
1741	11	8	7	5	6	4	4	5	4	1	1	–	–	–	–	6	2	3
1742	15	2	2	9	2	2	4	–	2	3	2	–	2	–	–	6	–	–
1749	2	–	–	2	–	–	1	–	–	1	–	–	–	–	–	–	–	–
1811	15	9	2	11	6	1	7	3	–	2	1	1	2	2	–	4	3	1
1812	5	5	4	2	2	2	2	1	1	–	1	1	–	–	–	3	3	2
1813	7	1	7	4	1	7	3	–	4	1	–	3	–	1	–	3	–	–
1822	3	–	5	–	–	5	–	–	2	–	–	3	–	–	–	3	–	–
1910	–	5	2	–	–	–	–	–	–	–	–	–	–	–	–	–	5	2
1921	32	26	41	25	26	41	20	20	37	5	5	3	–	1	1	7	–	–
1931	350	336	296	322	335	294	278	292	265	44	43	29	–	–	–	28	1	2
1932	–	1	1	–	–	–	–	–	–	–	–	–	–	–	–	–	1	1
2011	7	2	2	5	2	2	4	–	2	1	2	–	–	–	–	2	–	–
2013	3	1	1	2	1	1	2	1	1	–	–	–	–	–	–	1	–	–
2014	7	7	6	5	7	6	5	6	6	–	1	–	–	–	–	2	–	–
2019	1	–	–	1	–	–	–	–	–	1	–	–	–	–	–	–	–	–
2021	24	25	9	24	24	8	24	23	8	–	1	–	–	–	–	–	1	1
2022	–	3	1	–	–	–	–	–	–	–	–	–	–	–	–	–	3	1
2029	4	1	1	4	–	1	2	–	–	2	–	–	–	–	1	–	1	–
2031	17	7	7	15	6	7	15	6	7	–	–	–	–	–	–	2	1	–
2033	25	27	17	25	27	17	24	20	16	1	7	1	–	–	–	–	–	–
2040	34	42	13	33	42	13	29	37	10	2	2	3	2	3	–	1	–	–
2052	1	–	–	–	–	–	–	–	–	–	–	–	–	–	–	1	–	–
2061	28	36	21	25	36	21	21	28	15	2	7	5	2	1	1	3	–	–
2062	65	46	58	48	46	58	32	44	42	16	2	15	–	–	1	17	–	–
2063	9	5	9	7	5	9	5	3	8	2	1	1	–	1	–	2	–	–
2071	36	12	21	32	12	21	24	9	11	7	3	9	1	–	1	4	–	–
2072	–	1	–	–	1	–	–	1	–	–	–	–	–	–	–	–	–	–
2091	–	1	3	–	–	–	–	–	–	–	–	–	–	–	–	–	1	3
2092	7	–	–	6	–	–	4	–	–	1	–	–	1	–	–	1	–	–
2093	1	3	1	1	3	1	1	3	–	–	–	1	–	–	–	–	–	–
2099	14	10	17	11	10	17	10	10	16	1	–	1	–	–	–	3	–	–
2110	1	1	1	1	1	1	1	1	–	–	–	–	–	–	1	–	–	–
2121	24	17	16	15	16	15	8	5	10	6	4	5	1	7	–	9	1	1
2211	–	2	–	–	–	–	–	–	–	–	–	–	–	–	–	–	2	–
2212	7	–	6	6	–	6	5	–	3	1	–	3	–	–	–	1	–	–
2219	–	42	24	–	2	–	–	2	–	–	–	–	–	–	–	–	40	24
2221	12	11	16	10	11	16	8	9	13	1	1	3	1	1	–	2	–	–
2222	65	45	47	41	43	45	35	33	37	5	9	7	1	1	1	24	2	2
2223	18	24	12	15	24	12	14	24	11	1	–	–	–	–	1	3	–	–
2229	96	82	79	69	82	79	56	68	70	11	13	9	2	1	–	27	–	–
2311	16	32	27	15	23	19	14	21	18	1	2	1	–	–	–	1	9	8
2312	42	17	21	35	17	21	26	14	12	8	2	8	1	1	1	7	–	–
2319	11	6	9	8	6	9	7	5	8	1	1	1	–	–	–	3	–	–
2320	32	34	27	28	34	27	25	32	23	2	1	3	1	1	1	4	–	–
2330	130	73	62	72	73	62	47	56	52	13	7	6	12	10	4	58	–	–
2341	1	–	1	–	–	1	–	–	1	–	–	–	–	–	–	1	–	–
2342	95	40	37	51	40	37	37	33	28	14	7	9	–	–	–	44	–	–
2349	40	20	22	15	20	22	7	11	18	7	6	2	1	3	2	25	–	–
2391	11	4	2	6	4	2	5	4	2	1	–	–	–	–	–	5	–	–
2392	26	14	14	15	14	14	12	6	7	3	8	7	–	–	–	11	–	–
2399	12	2	8	7	2	8	6	1	5	1	1	3	–	–	–	5	–	–
2422	3	3	2	–	3	2	–	3	2	–	–	–	–	–	–	3	–	–

Capítulo 14 - Pernambuco

14.1 - Quantidade de acidentes do trabalho, por situação do registro e motivo, segundo a Classificação Nacional de Atividades Econômicas (CNAE), no estado de Pernambuco - 2013/2015

(continuação)

CNAE	QUANTIDADE DE ACIDENTES DO TRABALHO																	
	Total			Com CAT Registrada												Sem CAT Registrada		
				Total			Motivo											
							Típico			Trajeto			Doença do Trabalho					
	2013	2014	2015	2013	2014	2015	2013	2014	2015	2013	2014	2015	2013	2014	2015	2013	2014	2015
2423	34	28	26	31	28	26	20	15	14	4	4	8	7	9	4	3	–	–
2424	–	2	–	–	2	–	–	1	–	–	1	–	–	–	–	–	–	–
2431	1	2	–	1	2	–	1	2	–	–	–	–	–	–	–	–	–	–
2439	–	2	5	–	2	5	–	–	5	–	2	–	–	–	–	–	–	–
2441	22	38	28	20	38	28	13	32	23	6	5	3	1	1	2	2	–	–
2442	–	–	1	–	–	–	–	–	–	–	–	–	–	–	–	–	–	1
2443	2	2	–	2	2	–	2	2	–	–	–	–	–	–	–	–	–	–
2449	12	18	3	9	18	3	7	16	3	–	1	–	2	1	–	3	–	–
2451	34	18	9	31	17	9	28	16	6	3	1	–	–	–	3	3	1	–
2452	2	–	–	–	–	–	–	–	–	–	–	–	–	–	–	2	–	–
2511	155	160	101	140	157	98	118	141	86	16	12	9	6	4	3	15	3	3
2512	32	18	23	25	18	23	18	9	17	7	8	5	–	1	1	7	–	–
2513	18	15	6	17	15	6	12	15	4	5	–	1	–	–	1	1	–	–
2521	9	6	7	6	6	7	4	4	6	2	2	1	–	–	–	3	–	–
2522	–	1	2	–	–	–	–	–	–	–	–	–	–	–	–	–	1	2
2531	–	1	18	–	1	18	–	1	16	–	–	2	–	–	–	–	–	–
2532	1	1	7	–	1	7	–	1	6	–	–	–	–	–	1	1	–	–
2539	23	7	8	18	7	8	6	7	5	12	–	3	–	–	–	5	–	–
2541	–	1	–	–	1	–	–	1	–	–	–	–	–	–	–	–	–	–
2542	14	6	3	8	6	3	6	6	2	2	–	–	–	–	1	6	–	–
2543	3	–	–	2	–	–	2	–	–	–	–	–	–	–	–	1	–	–
2591	23	21	18	18	21	18	13	13	11	–	2	6	5	6	1	5	–	–
2592	1	2	–	–	2	–	–	1	–	–	1	–	–	–	–	1	–	–
2593	–	3	–	–	3	–	–	3	–	–	–	–	–	–	–	–	–	–
2599	30	34	20	23	34	20	15	25	18	6	9	1	2	–	1	7	–	–
2610	1	–	–	–	–	–	–	–	–	–	–	–	–	–	–	1	–	–
2621	2	1	–	2	1	–	1	–	–	1	1	–	–	–	–	–	–	–
2622	–	1	2	–	1	2	–	–	1	–	1	1	–	–	–	–	–	–
2631	–	1	1	–	1	1	–	1	1	–	–	–	–	–	–	–	–	–
2651	1	4	5	–	4	5	–	3	4	–	1	1	–	–	–	1	–	–
2660	–	1	–	–	1	–	–	1	–	–	–	–	–	–	–	–	–	–
2710	34	25	9	28	25	9	22	21	9	4	4	–	2	–	–	6	–	–
2721	20	15	10	14	15	9	10	12	7	3	3	2	1	–	–	6	–	1
2722	24	33	24	17	32	23	8	16	9	1	5	–	8	11	14	7	1	1
2731	6	13	5	5	13	5	5	13	3	–	–	2	–	–	–	1	–	–
2732	1	–	–	1	–	–	–	–	–	1	–	–	–	–	–	–	–	–
2733	5	10	2	4	10	2	3	10	2	1	–	–	–	–	–	1	–	–
2740	1	1	1	1	1	1	1	1	1	–	–	–	–	–	–	–	–	–
2751	4	4	2	2	2	2	2	2	2	–	–	–	–	–	–	2	2	–
2759	6	6	14	2	6	14	1	2	9	–	1	5	1	3	–	4	–	–
2790	6	9	4	3	9	4	–	1	1	2	3	2	1	5	1	3	–	–
2811	–	1	1	–	1	1	–	1	1	–	–	–	–	–	–	–	–	–
2812	–	1	1	–	–	–	–	–	–	–	–	–	–	–	–	–	1	1
2813	–	1	3	–	1	2	–	–	–	–	1	2	–	–	–	–	–	1
2821	1	1	–	–	1	–	–	1	–	–	–	–	–	–	–	1	–	–
2822	14	8	10	11	8	10	7	6	8	4	2	2	–	–	–	3	–	–
2823	35	58	68	31	58	68	24	48	56	5	8	12	2	2	–	4	–	–
2825	1	–	–	1	–	–	1	–	–	–	–	–	–	–	–	–	–	–
2829	21	19	6	17	19	6	15	13	3	–	1	3	2	5	–	4	–	–
2832	–	–	1	–	–	1	–	–	1	–	–	–	–	–	–	–	–	–
2833	3	1	1	1	–	–	–	–	–	1	–	–	–	–	–	2	1	1
2840	2	–	1	–	–	1	–	–	1	–	–	–	–	–	–	2	–	–
2851	2	5	2	2	5	2	1	5	2	1	–	–	–	–	–	–	–	–
2861	6	2	1	6	2	1	3	2	1	3	–	–	–	–	–	–	–	–
2862	3	1	–	3	1	–	1	–	–	2	1	–	–	–	–	–	–	–
2865	–	–	1	–	–	1	–	–	1	–	–	–	–	–	–	–	–	–
2869	48	17	10	35	17	10	26	14	10	9	3	–	–	–	–	13	–	–
2910	20	24	80	5	24	80	2	16	65	2	5	11	1	3	4	15	–	–
2920	–	2	1	–	–	–	–	–	–	–	–	–	–	–	–	–	2	1
2930	29	6	5	21	6	5	19	4	5	2	–	–	–	2	–	8	–	–
2941	1	8	11	1	8	11	1	6	7	–	1	3	–	1	1	–	–	–
2942	23	17	12	20	17	12	10	11	9	6	4	2	4	2	1	3	–	–
2944	2	–	–	2	–	–	2	–	–	–	–	–	–	–	–	–	–	–
2949	–	4	107	–	4	107	–	4	101	–	–	6	–	–	–	–	–	–
2950	2	–	3	1	–	3	–	–	–	1	–	3	–	–	–	1	–	–
3011	344	281	304	326	281	304	280	245	266	34	8	10	12	28	28	18	–	–
3012	6	5	3	5	5	3	5	5	2	–	–	1	–	–	–	1	–	–
3032	1	–	–	1	–	–	1	–	–	–	–	–	–	–	–	–	–	–
3041	–	–	1	–	–	1	–	–	1	–	–	–	–	–	–	–	–	–
3042	–	–	1	–	–	1	–	–	1	–	–	–	–	–	–	–	–	–
3092	8	1	2	8	1	2	8	–	2	–	1	–	–	–	–	–	–	–
3099	1	–	–	–	–	–	–	–	–	–	–	–	–	–	–	1	–	–
3101	35	10	12	13	10	12	12	6	10	1	4	2	–	–	–	22	–	–
3102	20	9	6	14	9	6	9	8	6	5	1	–	–	–	–	6	–	–
3103	2	1	1	1	1	1	–	–	1	1	1	–	–	–	–	1	–	–

Capítulo 14 - Pernambuco

14.1 - Quantidade de acidentes do trabalho, por situação do registro e motivo, segundo a Classificação Nacional de Atividades Econômicas (CNAE), no estado de Pernambuco - 2013/2015

(continuação)

CNAE	QUANTIDADE DE ACIDENTES DO TRABALHO																	
	Total			Com CAT Registrada												Sem CAT Registrada		
				Total			Motivo											
							Típico			Trajeto			Doença do Trabalho					
	2013	2014	2015	2013	2014	2015	2013	2014	2015	2013	2014	2015	2013	2014	2015	2013	2014	2015
3104	24	20	11	19	20	11	19	12	8	–	5	3	–	3	–	5	–	–
3212	–	1	–	–	–	–	–	–	–	–	–	–	–	–	–	–	1	–
3220	1	–	–	–	–	–	–	–	–	–	–	–	–	–	–	1	–	–
3230	2	8	12	–	–	–	–	–	–	–	–	–	–	–	–	2	8	12
3250	5	3	2	4	3	2	2	3	2	2	–	–	–	–	–	1	–	–
3291	3	7	7	1	3	1	1	3	–	–	–	1	–	–	–	2	4	6
3299	9	13	11	6	13	11	6	7	10	–	2	1	–	4	–	3	–	–
3311	6	5	3	5	5	3	4	4	3	–	–	–	1	1	–	1	–	–
3312	15	2	4	12	2	4	1	1	2	11	1	2	–	–	–	3	–	–
3313	2	3	3	1	3	3	1	–	2	–	1	–	–	2	1	1	–	–
3314	17	33	30	12	33	30	9	27	25	3	4	4	–	2	1	5	–	–
3317	–	–	1	–	–	1	–	–	1	–	–	–	–	–	–	–	–	–
3319	1	–	2	–	–	2	–	–	1	–	–	1	–	–	–	1	–	–
3321	6	20	4	5	20	4	2	17	4	3	3	–	–	–	–	1	–	–
3329	2	2	4	2	2	4	–	1	1	2	1	3	–	–	–	–	–	–
3511	44	39	44	37	33	38	30	22	27	7	11	11	–	–	–	7	6	6
3512	1	1	1	–	1	1	–	1	1	–	–	–	–	–	–	1	–	–
3514	61	40	31	51	40	31	33	26	17	15	13	14	3	1	–	10	–	–
3520	4	2	4	4	2	4	4	1	3	–	1	1	–	–	–	–	–	–
3600	71	48	30	51	48	30	27	31	22	21	14	8	3	3	–	20	–	–
3701	3	16	16	3	16	16	2	14	13	1	2	3	–	–	–	–	–	–
3702	10	1	–	9	1	–	4	1	–	5	–	–	–	–	–	1	–	–
3811	234	245	238	171	245	238	138	200	199	32	44	36	1	1	3	63	–	–
3812	19	10	12	13	10	12	9	5	7	4	5	5	–	–	–	6	–	–
3821	1	4	3	1	4	3	1	3	3	–	1	–	–	–	–	–	–	–
3822	2	48	42	2	48	42	2	42	37	–	6	5	–	–	–	–	–	–
3831	–	–	2	–	–	2	–	–	2	–	–	–	–	–	–	–	–	–
3832	4	1	–	1	1	–	–	1	–	1	–	–	–	–	–	3	–	–
3839	11	–	–	5	–	–	4	–	–	–	–	–	1	–	–	6	–	–
4110	244	157	109	143	157	109	114	110	80	27	43	26	2	4	3	101	–	–
4120	985	569	368	566	562	360	426	430	271	127	126	79	13	6	10	419	7	8
4211	121	77	28	67	77	28	56	68	20	9	9	8	2	–	–	54	–	–
4212	301	75	20	205	75	20	182	60	17	17	11	2	6	4	1	96	–	–
4213	21	16	15	16	16	15	11	8	10	5	8	5	–	–	–	5	–	–
4221	178	450	464	145	153	128	119	128	110	24	20	18	2	5	–	33	297	336
4222	34	34	21	20	34	21	13	31	17	7	3	4	–	–	–	14	–	–
4223	2	–	2	2	–	2	2	–	2	–	–	–	–	–	–	–	–	–
4291	14	3	1	10	3	1	8	2	1	2	–	–	–	1	–	4	–	–
4292	88	45	15	64	45	15	46	33	10	17	10	5	1	2	–	24	–	–
4299	300	197	86	222	197	86	169	175	62	46	12	16	7	10	8	78	–	–
4311	1	2	4	–	2	4	–	–	3	–	–	1	–	2	–	1	–	–
4312	3	6	1	3	6	1	2	4	1	1	2	–	–	–	–	–	–	–
4313	27	11	5	13	11	5	9	10	4	4	1	–	–	–	1	14	–	–
4321	76	60	38	58	60	38	45	44	21	12	16	16	1	–	1	18	–	–
4322	15	9	17	11	9	17	6	6	13	5	3	4	–	–	–	4	–	–
4329	30	22	17	19	22	17	14	18	12	5	4	5	–	–	–	11	–	–
4330	31	13	11	21	13	11	14	6	7	7	5	3	–	2	1	10	–	–
4391	29	3	2	13	3	2	8	3	1	5	–	–	–	–	1	16	–	–
4399	94	47	41	63	47	41	46	30	28	16	14	13	1	3	–	31	–	–
4511	76	69	39	64	68	39	30	39	21	34	29	18	–	–	–	12	1	–
4512	1	6	2	–	1	–	–	1	–	–	–	–	–	–	–	1	5	2
4520	40	22	13	22	22	13	11	13	9	11	8	3	–	1	1	18	–	–
4530	90	59	47	42	59	47	24	29	32	15	25	11	3	5	4	48	–	–
4541	52	26	20	38	19	19	11	8	4	27	10	14	–	1	1	14	7	1
4542	–	2	–	–	–	–	–	–	–	–	–	–	–	–	–	–	2	–
4543	1	1	2	1	1	1	–	–	1	1	1	–	–	–	–	–	–	1
4612	–	–	1	–	–	1	–	–	–	–	–	1	–	–	–	–	–	–
4613	2	4	–	–	4	–	–	3	–	–	1	–	–	–	–	2	–	–
4614	–	1	–	–	1	–	–	1	–	–	–	–	–	–	–	–	–	–
4615	–	–	1	–	–	1	–	–	–	–	–	–	–	–	1	–	–	–
4617	1	3	–	1	3	–	1	1	–	–	2	–	–	–	–	–	–	–
4618	–	–	1	–	–	1	–	–	1	–	–	–	–	–	–	–	–	–
4623	8	–	–	6	–	–	3	–	–	2	–	–	1	–	–	2	–	–
4631	11	4	7	4	4	7	2	–	6	2	2	1	–	2	–	7	–	–
4632	9	5	7	4	5	7	3	4	3	–	1	3	1	–	1	5	–	–
4633	15	10	6	8	10	6	2	3	4	5	7	1	1	–	1	7	–	–
4634	38	16	18	23	16	18	15	10	12	8	6	5	–	–	1	15	–	–
4635	500	384	313	352	384	313	171	169	159	69	79	67	112	136	87	148	–	–
4636	5	1	–	5	1	–	4	1	–	1	–	–	–	–	–	–	–	–
4637	12	16	16	8	16	16	6	11	9	2	5	7	–	–	–	4	–	–
4639	100	89	55	69	89	55	42	61	29	25	26	24	2	2	2	31	–	–
4641	15	5	3	5	5	3	3	2	3	2	3	–	–	–	–	10	–	–
4642	5	3	1	2	3	1	1	1	–	1	2	1	–	–	–	3	–	–
4643	4	5	5	3	5	5	3	2	4	–	3	1	–	–	–	1	–	–
4644	11	15	8	3	15	8	3	7	1	–	7	6	–	1	1	8	–	–

Capítulo 14 - Pernambuco

14.1 - Quantidade de acidentes do trabalho, por situação do registro e motivo, segundo a Classificação Nacional de Atividades Econômicas (CNAE), no estado de Pernambuco - 2013/2015

(continuação)

CNAE	QUANTIDADE DE ACIDENTES DO TRABALHO																	
	Total			Com CAT Registrada												Sem CAT Registrada		
				Total			Motivo											
							Típico			Trajeto			Doença do Trabalho					
	2013	2014	2015	2013	2014	2015	2013	2014	2015	2013	2014	2015	2013	2014	2015	2013	2014	2015
4645	2	3	8	2	3	8	1	1	5	1	2	3	–	–	–	–	–	–
4646	11	7	6	3	7	6	1	2	1	2	5	4	–	–	1	8	–	–
4647	5	1	1	1	1	1	1	1	1	–	–	–	–	–	–	4	–	–
4649	26	14	13	18	14	13	9	7	7	9	5	5	–	2	1	8	–	–
4651	8	7	2	6	7	2	2	4	1	4	3	1	–	–	–	2	–	–
4652	1	–	1	1	–	1	1	–	–	–	–	1	–	–	–	–	–	–
4661	2	3	1	1	3	1	1	2	1	–	1	–	–	–	–	1	–	–
4662	41	20	5	35	20	5	33	15	5	2	5	–	–	–	–	6	–	–
4663	16	41	2	12	41	2	12	21	2	–	5	–	–	15	–	4	–	–
4664	1	–	1	–	–	1	–	–	1	–	–	–	–	–	–	1	–	–
4665	3	4	–	2	4	–	1	2	–	–	2	–	1	–	–	1	–	–
4669	22	38	12	17	38	12	13	30	8	3	6	4	1	2	–	5	–	–
4671	8	6	3	2	6	3	1	3	2	1	2	1	–	1	–	6	–	–
4672	7	7	11	5	7	11	3	6	10	2	–	–	–	1	1	2	–	–
4673	1	1	4	1	1	4	–	1	2	1	–	1	–	–	1	–	–	–
4674	6	2	3	5	2	3	3	2	2	2	–	1	–	–	–	1	–	–
4679	61	66	14	43	66	14	36	52	8	6	12	6	1	2	–	18	–	–
4681	11	2	5	8	2	5	5	2	5	3	–	–	–	–	–	3	–	–
4682	19	18	19	19	18	19	14	13	17	5	3	2	–	2	–	–	–	–
4683	4	2	1	3	2	1	3	2	–	–	–	1	–	–	–	1	–	–
4684	3	5	5	1	5	5	1	2	2	–	2	3	–	1	–	2	–	–
4685	3	2	3	3	2	3	2	2	2	–	–	1	1	–	–	–	–	–
4686	5	1	–	2	1	–	1	1	–	1	–	–	–	–	–	3	–	–
4687	13	3	6	6	3	6	5	2	5	1	1	1	–	–	–	7	–	–
4689	5	6	11	4	6	11	1	2	8	2	4	3	1	–	–	1	–	–
4691	44	37	32	30	37	32	21	23	24	9	14	8	–	–	–	14	–	–
4692	–	–	2	–	–	2	–	–	–	–	–	2	–	–	–	–	–	–
4693	20	9	7	11	9	7	5	7	3	5	2	4	1	–	–	9	–	–
4711	547	364	272	361	364	272	258	257	209	67	77	52	36	30	11	186	–	–
4712	70	22	29	36	22	29	19	10	15	13	10	13	4	2	1	34	–	–
4713	49	29	18	37	29	18	17	19	8	16	8	10	4	2	–	12	–	–
4721	26	9	8	8	9	8	4	4	5	4	5	3	–	–	–	18	–	–
4722	14	11	6	7	11	6	4	7	6	3	3	–	–	1	–	7	–	–
4723	17	3	3	11	3	3	10	1	3	1	1	–	–	1	–	6	–	–
4724	13	1	11	6	1	11	3	1	4	3	–	5	–	–	2	7	–	–
4729	17	13	1	10	13	1	6	7	–	4	6	1	–	–	–	7	–	–
4731	64	36	13	34	36	13	13	12	3	18	23	9	3	1	1	30	–	–
4741	2	2	2	1	2	2	1	1	1	–	1	–	–	–	1	1	–	–
4742	8	5	4	5	5	4	2	3	2	3	2	2	–	–	–	3	–	–
4743	8	3	12	6	3	12	6	2	10	–	1	2	–	–	–	2	–	–
4744	220	147	70	111	147	70	73	108	48	34	29	18	4	10	4	109	–	–
4751	17	7	5	10	7	5	5	5	2	5	2	3	–	–	–	7	–	–
4752	8	9	5	5	9	5	2	3	3	3	5	1	–	1	1	3	–	–
4753	47	30	20	26	30	20	9	15	15	15	13	4	2	2	1	21	–	–
4754	46	21	18	23	21	18	10	5	7	11	14	10	2	2	1	23	–	–
4755	23	8	2	15	8	2	6	4	–	9	4	2	–	–	–	8	–	–
4757	3	1	2	1	1	2	1	1	2	–	–	–	–	–	–	2	–	–
4759	5	4	3	3	4	3	–	2	2	3	2	1	–	–	–	2	–	–
4761	15	9	4	9	9	4	2	2	1	6	6	3	1	1	–	6	–	–
4763	14	10	9	9	10	9	6	3	7	3	5	2	–	2	–	5	–	–
4771	31	30	16	11	30	16	4	7	5	2	18	9	5	5	2	20	–	–
4772	11	12	6	8	12	6	4	6	5	4	5	–	–	1	1	3	–	–
4773	1	–	2	1	–	2	1	–	–	–	–	–	–	–	2	–	–	–
4774	7	1	–	2	1	–	1	1	–	1	–	–	–	–	–	5	–	–
4781	79	41	42	46	41	42	22	18	19	19	20	19	5	3	4	33	–	–
4782	70	46	35	56	46	35	25	26	20	26	13	15	5	7	–	14	–	–
4783	3	–	–	1	–	–	–	–	–	1	–	–	–	–	–	2	–	–
4784	20	12	21	4	12	21	2	5	12	2	7	9	–	–	–	16	–	–
4785	3	–	–	–	–	–	–	–	–	–	–	–	–	–	–	3	–	–
4789	52	35	26	28	35	26	12	12	12	14	21	13	2	2	1	24	–	–
4911	–	2	2	–	2	2	–	2	2	–	–	–	–	–	–	–	–	–
4912	68	85	68	62	85	68	48	61	48	11	22	16	3	2	4	6	–	–
4921	345	61	71	91	61	71	49	29	45	41	30	25	1	2	1	254	–	–
4922	126	17	27	33	17	27	19	7	13	13	9	10	1	1	4	93	–	–
4923	8	7	2	5	7	2	–	1	2	5	5	–	–	1	–	3	–	–
4924	3	3	1	1	3	1	1	3	–	–	–	1	–	–	–	2	–	–
4929	31	17	14	17	17	14	9	10	6	7	5	6	1	2	2	14	–	–
4930	308	200	208	186	200	207	123	118	121	52	69	74	11	13	12	122	–	1
4940	5	9	4	3	9	4	3	9	4	–	–	–	–	–	–	2	–	–
5011	3	1	1	2	1	1	2	1	1	–	–	–	–	–	–	1	–	–
5012	1	–	–	–	–	–	–	–	–	–	–	–	–	–	–	1	–	–
5030	2	5	5	1	2	4	1	2	3	–	–	1	–	–	–	1	3	1
5099	1	–	–	–	–	–	–	–	–	–	–	–	–	–	–	1	–	–
5111	32	37	33	28	13	18	11	9	9	17	4	7	–	–	2	4	24	15
5112	–	–	3	–	–	1	–	–	–	–	–	–	–	–	1	–	–	2

Capítulo 14 - Pernambuco

14.1 - Quantidade de acidentes do trabalho, por situação do registro e motivo, segundo a Classificação Nacional de Atividades Econômicas (CNAE), no estado de Pernambuco - 2013/2015

(continuação)

CNAE	QUANTIDADE DE ACIDENTES DO TRABALHO																	
	Total			Com CAT Registrada												Sem CAT Registrada		
				Total			Motivo											
							Típico			Trajeto			Doença do Trabalho					
	2013	2014	2015	2013	2014	2015	2013	2014	2015	2013	2014	2015	2013	2014	2015	2013	2014	2015
5120	1	1	2	1	–	1	1	–	–	–	–	1	–	–	–	–	1	1
5211	37	35	25	21	34	24	17	22	15	4	12	9	–	–	–	16	1	1
5212	19	44	19	16	24	11	11	16	9	5	7	1	–	1	1	3	20	8
5221	3	7	3	3	5	3	–	3	1	3	2	2	–	–	–	–	2	–
5222	2	2	1	2	2	1	1	2	–	1	–	1	–	–	–	–	–	–
5223	19	7	15	14	7	15	11	2	7	3	5	8	–	–	–	5	–	–
5229	4	12	24	4	10	23	3	6	13	1	4	9	–	–	1	–	2	1
5231	25	16	25	16	16	23	14	12	18	2	4	5	–	–	–	9	–	2
5232	1	2	–	–	1	–	–	1	–	–	–	–	–	–	–	1	1	–
5239	14	15	16	14	15	16	13	15	16	1	–	–	–	–	–	–	–	–
5240	34	29	19	30	29	19	23	18	13	7	11	6	–	–	–	4	–	–
5250	51	37	17	28	36	17	18	26	11	10	9	6	–	1	–	23	1	–
5310	489	228	223	403	228	223	320	133	141	49	56	36	34	39	46	86	–	–
5320	17	23	20	11	23	20	3	11	9	8	11	10	–	1	1	6	–	–
5510	155	109	99	106	109	99	78	77	68	28	29	30	–	3	1	49	–	–
5590	3	1	2	–	1	2	–	1	1	–	–	–	–	–	1	3	–	–
5611	245	165	159	132	165	159	80	109	91	47	48	64	5	8	4	113	–	–
5612	1	–	–	–	–	–	–	–	–	–	–	–	–	–	–	1	–	–
5620	143	104	70	105	104	70	72	75	53	29	25	15	4	4	2	38	–	–
5811	–	2	3	–	2	3	–	1	2	–	1	1	–	–	–	–	–	–
5821	3	1	–	1	1	–	1	–	–	–	1	–	–	–	–	2	–	–
5822	9	6	6	6	6	6	3	5	5	2	1	1	1	–	–	3	–	–
5829	1	1	–	–	1	–	–	–	–	–	1	–	–	–	–	1	–	–
5911	1	–	–	–	–	–	–	–	–	–	–	–	–	–	–	1	–	–
5914	3	2	–	3	2	–	2	1	–	1	1	–	–	–	–	–	–	–
6010	3	5	1	1	3	–	–	1	–	–	2	–	1	–	–	2	2	1
6021	9	18	15	6	13	13	1	8	9	5	5	4	–	–	–	3	5	2
6022	–	–	1	–	–	1	–	–	–	–	–	1	–	–	–	–	–	–
6110	28	10	13	21	10	13	13	7	9	5	2	3	3	1	1	7	–	–
6120	50	16	24	25	16	24	9	5	9	13	8	14	3	3	1	25	–	–
6141	9	4	3	7	4	3	3	3	2	4	1	1	–	–	–	2	–	–
6190	29	20	10	24	20	10	20	14	3	4	5	7	–	1	–	5	–	–
6201	10	49	34	5	4	5	1	–	1	2	3	3	2	1	1	5	45	29
6202	1	–	1	1	–	1	–	–	–	1	–	1	–	–	–	–	–	–
6203	3	6	3	2	6	3	–	1	–	1	4	3	1	1	–	1	–	–
6204	13	11	4	10	11	4	5	7	–	5	4	3	–	–	1	3	–	–
6209	45	12	2	24	12	2	11	2	–	11	9	2	2	1	–	21	–	–
6311	3	5	8	–	3	5	–	–	2	–	3	3	–	–	–	3	2	3
6319	2	–	1	1	–	1	–	–	1	–	–	–	1	–	–	1	–	–
6399	1	1	–	–	1	–	–	1	–	–	–	–	–	–	–	1	–	–
6410	–	1	–	–	1	–	–	1	–	–	–	–	–	–	–	–	–	–
6421	98	88	118	87	88	118	78	68	108	2	2	2	7	18	8	11	–	–
6422	519	277	243	240	277	243	47	61	79	9	11	10	184	205	154	279	–	–
6423	45	10	18	7	10	18	2	3	13	1	4	3	4	3	2	38	–	–
6424	1	1	1	1	1	1	1	–	–	–	1	1	–	–	–	–	–	–
6433	–	1	–	–	1	–	–	–	–	–	1	–	–	–	–	–	–	–
6435	–	1	1	–	–	–	–	–	–	–	–	–	–	–	–	–	1	1
6436	1	2	–	1	2	–	–	1	–	1	–	–	–	1	–	–	–	–
6462	9	2	1	7	2	1	5	–	–	1	2	1	1	–	–	2	–	–
6463	1	4	2	1	4	2	1	4	–	–	–	2	–	–	–	–	–	–
6491	2	3	1	1	3	1	1	–	1	–	3	–	–	–	–	1	–	–
6493	1	1	–	1	1	–	–	–	–	1	1	–	–	–	–	–	–	–
6511	3	–	–	2	–	–	1	–	–	1	–	–	–	–	–	1	–	–
6512	3	1	–	1	1	–	–	1	–	1	–	–	–	–	–	2	–	–
6541	3	2	2	3	2	2	2	1	2	–	1	–	1	–	–	–	–	–
6550	41	20	23	31	20	23	17	8	8	13	12	15	1	–	–	10	–	–
6612	–	2	1	–	2	1	–	1	–	–	1	–	–	–	1	–	–	–
6613	–	8	6	–	5	5	–	2	4	–	3	1	–	–	–	–	3	1
6619	8	1	–	1	1	–	–	1	–	–	–	–	1	–	–	7	–	–
6621	–	1	–	–	–	–	–	–	–	–	–	–	–	–	–	–	1	–
6622	2	2	1	1	2	1	–	–	–	1	2	1	–	–	–	1	–	–
6630	1	13	3	1	–	–	–	–	–	1	–	–	–	–	–	–	13	3
6810	52	23	32	35	23	32	27	20	26	8	3	6	–	–	–	17	–	–
6821	2	–	3	2	–	3	–	–	1	2	–	2	–	–	–	–	–	–
6822	6	13	10	4	13	10	3	8	5	1	5	5	–	–	–	2	–	–
6911	25	13	8	16	13	8	5	4	2	10	8	5	1	1	1	9	–	–
6912	3	–	1	1	–	1	–	–	–	1	–	1	–	–	–	2	–	–
6920	24	25	20	11	25	20	3	8	6	4	16	14	4	1	–	13	–	–
7020	34	21	26	23	21	26	10	12	9	9	8	14	4	1	3	11	–	–
7111	6	2	5	6	2	5	2	–	4	4	2	1	–	–	–	–	–	–
7112	141	108	109	107	108	109	72	70	77	33	38	30	2	–	2	34	–	–
7119	10	8	3	8	8	3	5	6	2	3	2	1	–	–	–	2	–	–
7120	12	5	6	10	5	6	6	1	6	3	4	–	1	–	–	2	–	–
7210	8	9	3	6	5	2	6	3	2	–	2	–	–	–	–	2	4	1
7220	–	2	–	–	1	–	–	1	–	–	–	–	–	–	–	–	1	–
7311	1	3	2	–	–	1	–	–	–	–	–	1	–	–	–	1	3	1

Capítulo 14 - Pernambuco

14.1 - Quantidade de acidentes do trabalho, por situação do registro e motivo, segundo a Classificação Nacional de Atividades Econômicas (CNAE), no estado de Pernambuco - 2013/2015

(conclusão)

CNAE	QUANTIDADE DE ACIDENTES DO TRABALHO																	
	Total			Com CAT Registrada												Sem CAT Registrada		
				Total			Motivo											
							Típico			Trajeto			Doença do Trabalho					
	2013	2014	2015	2013	2014	2015	2013	2014	2015	2013	2014	2015	2013	2014	2015	2013	2014	2015
7312	1	1	–	1	1	–	–	–	–	1	1	–	–	–	–	–	–	–
7319	12	12	7	9	12	7	7	9	2	2	3	4	–	–	1	3	–	–
7320	2	1	2	1	1	2	–	1	–	1	–	2	–	–	–	1	–	–
7410	1	–	1	1	–	1	–	–	–	1	–	1	–	–	–	–	–	–
7420	–	2	3	–	–	–	–	–	–	–	–	–	–	–	–	–	2	3
7490	238	100	64	85	100	64	20	13	24	62	86	40	3	1	–	153	–	–
7500	26	16	9	26	16	9	26	16	8	–	–	1	–	–	–	–	–	–
7711	43	26	20	27	26	20	15	11	6	11	14	10	1	1	4	16	–	–
7719	2	–	–	–	–	–	–	–	–	–	–	–	–	–	–	2	–	–
7721	1	–	–	1	–	–	–	–	–	–	–	–	1	–	–	–	–	–
7722	2	–	–	–	–	–	–	–	–	–	–	–	–	–	–	2	–	–
7723	–	2	2	–	2	2	–	–	1	–	2	1	–	–	–	–	–	–
7729	3	2	–	2	2	–	1	1	–	1	1	–	–	–	–	1	–	–
7731	3	4	–	1	4	–	1	3	–	–	1	–	–	–	–	2	–	–
7732	77	44	35	60	44	35	45	29	26	13	14	8	2	1	1	17	–	–
7733	2	3	1	2	3	1	2	2	–	–	1	1	–	–	–	–	–	–
7739	39	26	16	31	26	16	23	16	9	8	9	7	–	1	–	8	–	–
7740	2	–	1	1	–	1	1	–	1	–	–	–	–	–	–	1	–	–
7810	50	20	19	32	20	19	16	7	7	15	12	12	1	1	–	18	–	–
7820	127	65	78	93	65	78	42	34	29	40	29	44	11	2	5	34	–	–
7830	59	35	29	45	35	29	28	16	22	14	17	6	3	2	1	14	–	–
7911	3	12	4	2	12	4	2	5	1	–	7	3	–	–	–	1	–	–
7990	1	–	–	1	–	–	–	–	–	1	–	–	–	–	–	–	–	–
8011	200	113	103	147	113	103	34	16	23	109	97	77	4	–	3	53	–	–
8012	85	43	54	71	37	51	23	11	25	46	19	25	2	7	1	14	6	3
8020	25	15	6	17	15	6	9	7	5	8	8	1	–	–	–	8	–	–
8030	–	2	5	–	–	–	–	–	–	–	–	–	–	–	–	–	2	5
8111	27	14	6	19	14	6	5	5	2	12	9	4	2	–	–	8	–	–
8112	161	108	127	113	108	127	73	63	85	31	36	37	9	9	5	48	–	–
8121	125	102	110	48	102	110	26	54	71	22	46	39	–	2	–	77	–	–
8122	29	37	34	25	37	31	1	3	8	24	33	23	–	1	–	4	–	3
8129	7	12	23	4	12	23	4	10	15	–	2	8	–	–	–	3	–	–
8130	15	5	2	9	5	2	8	2	–	1	2	–	–	1	2	6	–	–
8211	27	21	20	19	21	19	13	12	7	4	5	11	2	4	1	8	–	1
8219	13	5	5	5	5	5	1	3	2	4	2	3	–	–	–	8	–	–
8220	632	186	127	352	184	124	110	71	37	226	99	78	16	14	9	280	2	3
8230	9	2	4	4	2	4	–	2	4	4	–	–	–	–	–	5	–	–
8291	23	17	10	13	11	9	8	7	1	3	3	8	2	1	–	10	6	1
8292	6	5	10	4	5	10	1	2	6	2	3	4	1	–	–	2	–	–
8299	49	32	32	34	32	32	19	13	18	14	19	14	1	–	–	15	–	–
8411	272	51	49	55	51	49	41	30	39	13	18	8	1	3	2	217	–	–
8412	2	2	–	–	2	–	–	–	–	–	2	–	–	–	–	2	–	–
8413	3	4	3	3	4	3	3	3	3	–	1	–	–	–	–	–	–	–
8422	2	1	–	2	1	–	1	1	–	1	–	–	–	–	–	–	–	–
8423	27	12	5	6	12	5	2	5	1	4	6	3	–	1	1	21	–	–
8424	–	–	1	–	–	1	–	–	1	–	–	–	–	–	–	–	–	–
8430	–	1	–	–	1	–	–	1	–	–	–	–	–	–	–	–	–	–
8511	4	142	96	2	2	4	1	1	3	1	–	1	–	1	–	2	140	92
8512	33	36	19	26	36	18	23	33	18	2	2	–	1	1	–	7	–	1
8513	32	21	23	12	19	18	5	16	10	7	2	8	–	1	–	20	2	5
8520	36	21	18	24	21	18	16	17	14	8	4	4	–	–	–	12	–	–
8531	11	17	24	5	2	7	3	2	2	2	–	5	–	–	–	6	15	17
8532	31	23	35	20	22	34	8	11	20	11	10	14	1	1	–	11	1	1
8533	1	–	–	–	–	–	–	–	–	–	–	–	–	–	–	1	–	–
8541	3	5	4	1	5	4	–	3	–	1	2	3	–	–	1	2	–	–
8550	3	1	1	3	1	1	3	–	1	–	1	–	–	–	–	–	–	–
8591	–	1	–	–	1	–	–	1	–	–	–	–	–	–	–	–	–	–
8592	1	–	–	1	–	–	1	–	–	–	–	–	–	–	–	–	–	–
8593	3	3	4	2	3	4	–	1	–	2	2	4	–	–	–	1	–	–
8599	51	56	52	39	56	52	13	31	26	26	23	24	–	2	2	12	–	–
8610	1.724	1.523	1.378	1.546	1.523	1.378	1.213	1.199	1.083	315	312	288	18	12	7	178	–	–
8622	2	1	–	1	1	–	–	1	–	1	–	–	–	–	–	1	–	–
8630	134	179	171	118	179	171	95	146	140	22	32	28	1	1	3	16	–	–
8640	80	71	98	63	71	98	35	51	64	23	19	33	5	1	1	17	–	–
8650	16	9	12	10	9	12	4	4	9	4	3	2	2	2	1	6	–	–
8660	2	3	63	1	3	63	1	3	59	–	–	4	–	–	–	1	–	–
8690	6	8	6	3	8	6	1	5	2	2	3	3	–	–	1	3	–	–
8711	–	4	–	–	4	–	–	2	–	–	2	–	–	–	–	–	–	–
8712	14	12	25	10	12	25	6	8	21	4	4	4	–	–	–	4	–	–
8730	1	2	–	–	2	–	–	2	–	–	–	–	–	–	–	1	–	–
8800	61	47	48	51	47	48	39	34	34	12	13	14	–	–	–	10	–	–
9001	2	3	3	2	3	3	1	1	3	1	2	–	–	–	–	–	–	–
9002	2	–	–	–	–	–	–	–	–	–	–	–	–	–	–	2	–	–
9103	–	2	–	–	2	–	–	–	–	–	2	–	–	–	–	–	–	–
9311	–	2	1	–	2	1	–	2	1	–	–	–	–	–	–	–	–	–
9312	22	15	11	13	15	11	10	9	8	2	6	2	1	–	1	9	–	–
9313	4	2	1	3	2	1	1	1	–	2	1	1	–	–	–	1	–	–
9321	8	6	5	8	6	5	6	3	3	2	3	2	–	–	–	–	–	–
9329	7	3	1	4	3	1	2	3	1	2	–	–	–	–	–	3	–	–
9411	6	4	1	4	4	1	2	2	1	2	2	–	–	–	–	2	–	–
9412	4	–	1	4	–	1	2	–	–	1	–	1	1	–	–	–	–	–
9420	13	5	7	4	5	7	–	2	3	3	1	4	1	2	–	9	–	–
9430	91	87	45	57	87	45	36	62	30	20	23	15	1	2	–	34	–	–
9491	26	13	11	8	13	11	5	7	5	2	4	6	1	2	–	18	–	–
9492	–	–	6	–	–	–	–	–	–	–	–	–	–	–	–	–	–	6
9499	11	12	28	9	12	28	3	8	22	5	4	6	1	–	–	2	–	–
9511	18	19	16	17	19	16	13	11	6	4	7	9	–	1	1	1	–	–
9512	6	1	3	5	1	3	3	–	1	2	1	2	–	–	–	1	–	–
9521	6	6	–	3	6	–	–	3	–	3	3	–	–	–	–	3	–	–
9529	1	–	–	1	–	–	–	–	–	1	–	–	–	–	–	–	–	–
9601	23	14	14	13	14	14	7	8	6	5	4	3	1	2	5	10	–	–
9602	20	6	3	6	6	3	2	4	1	2	–	2	2	2	–	14	–	–
9603	17	4	8	8	4	8	3	2	2	4	2	6	1	–	–	9	–	–
9609	1	–	1	–	–	1	–	–	–	–	–	1	–	–	–	1	–	–
9700	–	–	1	–	–	1	–	–	1	–	–	–	–	–	–	–	–	–
9900	–	–	1	–	–	1	–	–	–	–	–	1	–	–	–	–	–	–
Ignorado	840	6.018	3.831	32	24	21	25	15	18	5	7	3	2	2	–	808	5.994	3.810

Fonte: DATAPREV, CAT, SUB.

Nota: Os dados são preliminares, estando sujeitos a correções.

Capítulo 14 - Pernambuco

14.2 - Quantidade de acidentes do trabalho, por situação do registro e motivo, segundo os grupos de idade e sexo, no estado de Pernambuco - 2013/2015

GRUPOS DE IDADE E SEXO	QUANTIDADE DE ACIDENTES DO TRABALHO																	
	Total			Com CAT Registrada												Sem CAT Registrada		
				Total			Motivo											
							Típico			Trajeto			Doença do Trabalho					
	2013	2014	2015	2013	2014	2015	2013	2014	2015	2013	2014	2015	2013	2014	2015	2013	2014	2015
TOTAL	**20.890**	**20.618**	**16.260**	**13.746**	**13.752**	**11.682**	**9.627**	**9.636**	**8.347**	**3.327**	**3.245**	**2.715**	**792**	**871**	**620**	**7.144**	**6.866**	**4.578**
Masculino	**15.141**	**14.814**	**11.651**	**10.243**	**10.171**	**8.544**	**7.447**	**7.393**	**6.249**	**2.301**	**2.232**	**1.872**	**495**	**546**	**423**	**4.898**	**4.643**	**3.107**
Feminino	**5.747**	**5.802**	**4.609**	**3.501**	**3.579**	**3.138**	**2.178**	**2.241**	**2.098**	**1.026**	**1.013**	**843**	**297**	**325**	**197**	**2.246**	**2.223**	**1.471**
Ignorado	**2**	**2**	**–**	**2**	**2**	**–**	**2**	**2**	**–**	**–**	**–**	**–**	**–**	**–**	**–**	**–**	**–**	**–**
Até 19 anos	337	333	215	276	255	183	195	185	123	79	65	59	2	5	1	61	78	32
Masculino	250	269	157	204	206	132	162	156	95	40	48	36	2	2	1	46	63	25
Feminino	86	64	58	71	49	51	32	29	28	39	17	23	–	3	–	15	15	7
Ignorado	1	–	–	1	–	–	1	–	–	–	–	–	–	–	–	–	–	–
20 a 24 anos	2.575	2.351	1.796	1.955	1.829	1.512	1.385	1.310	1.080	537	480	405	33	39	27	620	522	284
Masculino	1.920	1.815	1.402	1.494	1.425	1.186	1.113	1.050	876	360	345	289	21	30	21	426	390	216
Feminino	655	535	394	461	403	326	272	259	204	177	135	116	12	9	6	194	132	68
Ignorado	–	1	–	–	1	–	–	1	–	–	–	–	–	–	–	–	–	–
25 a 29 anos	3.557	3.403	2.629	2.630	2.546	2.132	1.825	1.769	1.494	687	647	549	118	130	89	927	857	497
Masculino	2.610	2.450	1.946	1.959	1.879	1.581	1.397	1.343	1.115	492	452	401	70	84	65	651	571	365
Feminino	946	953	683	670	667	551	427	426	379	195	195	148	48	46	24	276	286	132
Ignorado	1	–	–	1	–	–	1	–	–	–	–	–	–	–	–	–	–	–
30 a 34 anos	3.778	3.685	2.955	2.685	2.627	2.254	1.865	1.764	1.629	647	652	485	173	211	140	1.093	1.058	701
Masculino	2.736	2.616	2.087	1.996	1.927	1.610	1.426	1.351	1.183	466	456	337	104	120	90	740	689	477
Feminino	1.042	1.069	868	689	700	644	439	413	446	181	196	148	69	91	50	353	369	224
Ignorado	–	–	–	–	–	–	–	–	–	–	–	–	–	–	–	–	–	–
35 a 39 anos	3.163	3.247	2.613	2.080	2.192	1.916	1.418	1.557	1.337	516	457	465	146	178	114	1.083	1.055	697
Masculino	2.217	2.283	1.836	1.499	1.588	1.364	1.063	1.168	976	342	310	310	94	110	78	718	695	472
Feminino	946	963	777	581	603	552	355	388	361	174	147	155	52	68	36	365	360	225
Ignorado	–	1	–	–	1	–	–	1	–	–	–	–	–	–	–	–	–	–
40 a 44 anos	2.535	2.627	2.050	1.557	1.631	1.351	1.121	1.172	984	322	348	282	114	111	85	978	996	699
Masculino	1.809	1.834	1.429	1.155	1.185	966	857	876	716	226	238	198	72	71	52	654	649	463
Feminino	726	793	621	402	446	385	264	296	268	96	110	84	42	40	33	324	347	236
Ignorado	–	–	–	–	–	–	–	–	–	–	–	–	–	–	–	–	–	–
45 a 49 anos	2.057	2.069	1.699	1.134	1.177	1.025	791	845	727	241	250	220	102	82	78	923	892	674
Masculino	1.478	1.420	1.158	841	845	736	608	640	537	173	157	149	60	48	50	637	575	422
Feminino	579	649	541	293	332	289	183	205	190	68	93	71	42	34	28	286	317	252
Ignorado	–	–	–	–	–	–	–	–	–	–	–	–	–	–	–	–	–	–
50 a 54 anos	1.599	1.605	1.277	793	841	719	571	592	531	157	178	137	65	71	51	806	764	558
Masculino	1.146	1.154	869	599	639	523	451	461	402	107	124	87	41	54	34	547	515	346
Feminino	453	451	408	194	202	196	120	131	129	50	54	50	24	17	17	259	249	212
Ignorado	–	–	–	–	–	–	–	–	–	–	–	–	–	–	–	–	–	–
55 a 59 anos	934	914	722	439	442	400	315	301	303	99	109	74	25	32	23	495	472	322
Masculino	695	679	537	341	319	298	258	237	242	66	65	36	17	17	20	354	360	239
Feminino	239	235	185	98	123	102	57	64	61	33	44	38	8	15	3	141	112	83
Ignorado	–	–	–	–	–	–	–	–	–	–	–	–	–	–	–	–	–	–
60 a 64 anos	301	322	249	153	164	145	110	114	110	31	42	28	12	8	7	148	158	104
Masculino	239	250	186	120	123	112	86	89	84	22	27	21	12	7	7	119	127	74
Feminino	62	72	63	33	41	33	24	25	26	9	15	7	–	1	–	29	31	30
Ignorado	–	–	–	–	–	–	–	–	–	–	–	–	–	–	–	–	–	–
65 a 69 anos	39	52	44	33	40	34	24	22	24	7	14	8	2	4	2	6	12	10
Masculino	30	36	35	25	29	27	20	17	19	3	9	6	2	3	2	5	7	8
Feminino	9	16	9	8	11	7	4	5	5	4	5	2	–	1	–	1	5	2
Ignorado	–	–	–	–	–	–	–	–	–	–	–	–	–	–	–	–	–	–
70 anos e mais	11	8	11	7	6	11	4	3	5	3	3	3	–	–	3	4	2	–
Masculino	7	6	9	6	4	9	3	3	4	3	1	2	–	–	3	1	2	–
Feminino	4	2	2	1	2	2	1	–	1	–	2	1	–	–	–	3	–	–
Ignorado	–	–	–	–	–	–	–	–	–	–	–	–	–	–	–	–	–	–
Ignorada	4	2	–	4	2	–	3	2	–	1	–	–	–	–	–	–	–	–
Masculino	4	2	–	4	2	–	3	2	–	1	–	–	–	–	–	–	–	–
Feminino	–	–	–	–	–	–	–	–	–	–	–	–	–	–	–	–	–	–
Ignorado	–	–	–	–	–	–	–	–	–	–	–	–	–	–	–	–	–	–

Fonte: DATAPREV, CAT, SUB.
Nota: Os dados são preliminares, estando sujeitos a correções.

Capítulo 14 - Pernambuco

14.3 - Quantidade mensal de acidentes do trabalho, por situação do registro e motivo, no estado de Pernambuco - 2013/2015

MESES	QUANTIDADE DE ACIDENTES DO TRABALHO																	
	Total			Com CAT Registrada												Sem CAT Registrada		
				Total			Motivo											
							Típico			Trajeto			Doença do Trabalho					
	2013	2014	2015	2013	2014	2015	2013	2014	2015	2013	2014	2015	2013	2014	2015	2013	2014	2015
TOTAL	**20.890**	**20.618**	**16.260**	**13.746**	**13.752**	**11.682**	**9.627**	**9.636**	**8.347**	**3.327**	**3.245**	**2.715**	**792**	**871**	**620**	**7.144**	**6.866**	**4.578**
Janeiro	1.823	1.847	1.591	1.201	1.248	1.049	844	919	778	285	255	217	72	74	54	622	599	542
Fevereiro	1.596	1.773	1.402	1.053	1.190	969	706	851	701	267	253	211	80	86	57	543	583	433
Março	1.793	1.732	1.587	1.136	1.164	1.148	811	798	818	276	288	267	49	78	63	657	568	439
Abril	1.745	1.734	1.241	1.107	1.115	864	754	820	596	264	229	214	89	66	54	638	619	377
Maio	1.666	1.787	1.254	1.066	1.110	888	746	727	586	253	289	242	67	94	60	600	677	366
Junho	1.577	1.504	1.249	1.044	1.001	877	680	676	610	291	252	224	73	73	43	533	503	372
Julho	1.739	1.663	1.382	1.179	1.106	995	819	765	688	294	262	235	66	79	72	560	557	387
Agosto	1.769	1.690	1.385	1.150	1.136	987	730	755	683	351	320	235	69	61	69	619	554	398
Setembro	1.749	1.891	1.343	1.137	1.249	1.012	829	850	739	252	328	231	56	71	42	612	642	331
Outubro	1.991	1.850	1.438	1.327	1.238	1.036	975	861	766	285	307	232	67	70	38	664	612	402
Novembro	1.790	1.675	1.267	1.195	1.169	949	888	868	702	254	243	207	53	58	40	595	506	318
Dezembro	1.652	1.472	1.121	1.151	1.026	908	845	746	680	255	219	200	51	61	28	501	446	213

Fonte: DATAPREV, CAT, SUB.
Nota: Os dados são preliminares, estando sujeitos a correções.

DISTRIBUIÇÃO DE ACIDENTES DO TRABALHO, POR MOTIVO, NO ESTADO DE PERNAMBUCO - 2015

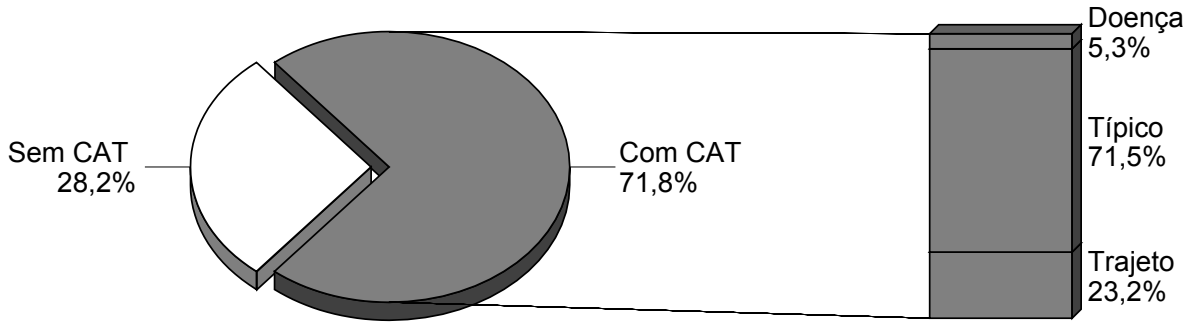

Fonte: DATAPREV, CAT, SUB.

Capítulo 15 - Alagoas

15.1 - Quantidade de acidentes do trabalho, por situação do registro e motivo, segundo a Classificação Nacional de Atividades Econômicas (CNAE), no estado de Alagoas - 2013/2015

(continua)

CNAE	QUANTIDADE DE ACIDENTES DO TRABALHO																	
	Total			Com CAT Registrada												Sem CAT Registrada		
				Total			Motivo											
							Típico			Trajeto			Doença do Trabalho					
	2013	2014	2015	2013	2014	2015	2013	2014	2015	2013	2014	2015	2013	2014	2015	2013	2014	2015
TOTAL	**6.587**	**5.902**	**4.721**	**4.360**	**4.069**	**3.688**	**3.661**	**3.347**	**3.029**	**551**	**607**	**563**	**148**	**115**	**96**	**2.227**	**1.833**	**1.033**
0111	1	13	5	1	–	–	–	–	–	1	–	–	–	–	–	–	13	5
0112	–	1	2	–	–	–	–	–	–	–	–	–	–	–	–	–	1	2
0113	27	30	22	15	30	22	12	26	20	3	2	2	–	2	–	12	–	–
0114	1	1	1	–	–	1	–	–	–	–	–	1	–	–	–	1	1	–
0119	1	–	–	–	–	–	–	–	–	–	–	–	–	–	–	1	–	–
0133	–	1	–	–	1	–	–	1	–	–	–	–	–	–	–	–	–	–
0139	–	–	1	–	–	1	–	–	1	–	–	–	–	–	–	–	–	–
0141	2	1	–	2	1	–	2	1	–	–	–	–	–	–	–	–	–	–
0142	–	–	1	–	–	1	–	–	1	–	–	–	–	–	–	–	–	–
0151	4	3	2	1	3	2	1	3	2	–	–	–	–	–	–	3	–	–
0152	3	–	1	1	–	1	1	–	1	–	–	–	–	–	–	2	–	–
0155	16	9	1	9	9	1	2	7	–	7	2	1	–	–	–	7	–	–
0159	2	–	–	1	–	–	1	–	–	–	–	–	–	–	–	1	–	–
0161	5	3	2	3	3	2	3	1	1	–	2	1	–	–	–	2	–	–
0162	2	–	1	–	–	1	–	–	1	–	–	–	–	–	–	2	–	–
0210	–	1	–	–	1	–	–	1	–	–	–	–	–	–	–	–	–	–
0312	–	1	–	–	–	–	–	–	–	–	–	–	–	–	–	–	1	–
0322	1	–	–	–	–	–	–	–	–	–	–	–	–	–	–	1	–	–
0600	12	5	9	11	5	9	8	3	9	3	2	–	–	–	–	1	–	–
0724	1	17	3	1	1	–	1	–	–	–	1	–	–	–	–	–	16	3
0810	2	2	4	2	2	4	2	2	4	–	–	–	–	–	–	–	–	–
0891	2	–	–	2	–	–	1	–	–	1	–	–	–	–	–	–	–	–
0910	3	11	6	3	11	6	2	6	6	1	5	–	–	–	–	–	–	–
0990	6	–	–	6	–	–	6	–	–	–	–	–	–	–	–	–	–	–
1011	3	1	3	2	1	3	1	1	3	–	–	–	1	–	–	1	–	–
1012	1	1	1	–	–	–	–	–	–	–	–	–	–	–	–	1	1	1
1013	–	5	–	–	5	–	–	5	–	–	–	–	–	–	–	–	–	–
1020	–	1	–	–	1	–	–	–	–	–	1	–	–	–	–	–	–	–
1031	7	1	4	2	1	4	–	–	–	2	1	4	–	–	–	5	–	–
1052	9	5	9	7	5	9	5	3	7	2	2	2	–	–	–	2	–	–
1053	1	2	7	1	2	7	1	2	7	–	–	–	–	–	–	–	–	–
1061	–	–	1	–	–	1	–	–	1	–	–	–	–	–	–	–	–	–
1062	5	9	2	3	9	2	3	7	2	–	2	–	–	–	–	2	–	–
1064	23	8	4	6	8	4	4	4	1	1	4	3	1	–	–	17	–	–
1066	3	–	2	2	–	2	2	–	2	–	–	–	–	–	–	1	–	–
1069	32	33	21	23	33	21	21	31	19	2	1	2	–	1	–	9	–	–
1071	2.503	1.661	1.492	2.120	1.661	1.492	2.012	1.578	1.412	97	79	78	11	4	2	383	–	–
1081	–	1	–	–	1	–	–	1	–	–	–	–	–	–	–	–	–	–
1091	11	1	5	2	1	5	2	1	4	–	–	1	–	–	–	9	–	–
1092	1	1	1	–	1	1	–	1	1	–	–	–	–	–	–	1	–	–
1094	15	11	13	14	11	13	12	11	12	–	–	1	2	–	–	1	–	–
1095	–	–	1	–	–	1	–	–	1	–	–	–	–	–	–	–	–	–
1096	1	–	–	–	–	–	–	–	–	–	–	–	–	–	–	1	–	–
1099	2	4	4	1	4	4	–	2	4	1	1	–	–	1	–	1	–	–
1111	–	2	–	–	–	–	–	–	–	–	–	–	–	–	–	–	2	–
1121	–	1	5	–	1	5	–	1	4	–	–	1	–	–	–	–	–	–
1122	74	48	60	61	48	60	47	37	52	13	11	8	1	–	–	13	–	–
1220	2	–	–	–	–	–	–	–	–	–	–	–	–	–	–	2	–	–
1311	12	10	5	11	10	5	9	8	4	1	2	1	1	–	–	1	–	–
1312	1	–	–	–	–	–	–	–	–	–	–	–	–	–	–	1	–	–
1351	2	–	–	–	–	–	–	–	–	–	–	–	–	–	–	2	–	–
1412	4	–	1	–	–	1	–	–	1	–	–	–	–	–	–	4	–	–
1413	2	–	–	–	–	–	–	–	–	–	–	–	–	–	–	2	–	–
1521	–	7	1	–	–	–	–	–	–	–	–	–	–	–	–	–	7	1
1539	1	–	–	–	–	–	–	–	–	–	–	–	–	–	–	1	–	–
1610	–	2	2	–	–	–	–	–	–	–	–	–	–	–	–	–	2	2
1622	5	1	1	4	1	1	4	1	1	–	–	–	–	–	–	1	–	–
1731	–	1	1	–	–	–	–	–	–	–	–	–	–	–	–	–	1	1
1741	–	1	–	–	–	–	–	–	–	–	–	–	–	–	–	–	1	–
1742	2	3	–	2	3	–	1	3	–	1	–	–	–	–	–	–	–	–
1749	–	–	1	–	–	–	–	–	–	–	–	–	–	–	–	–	–	1
1812	3	–	2	2	–	2	2	–	1	–	–	1	–	–	–	1	–	–
1813	3	–	1	2	–	1	1	–	1	1	–	–	–	–	–	1	–	–
1910	–	1	1	–	–	–	–	–	–	–	–	–	–	–	–	–	1	1
1921	–	–	2	–	–	2	–	–	2	–	–	–	–	–	–	–	–	–
1931	64	47	57	62	46	57	61	43	56	1	1	1	–	2	–	2	1	–
2011	11	10	3	9	10	3	6	9	3	2	1	–	1	–	–	2	–	–
2013	9	1	1	5	1	1	4	1	1	–	–	–	1	–	–	4	–	–
2014	–	–	1	–	–	1	–	–	1	–	–	–	–	–	–	–	–	–
2021	–	–	2	–	–	2	–	–	2	–	–	–	–	–	–	–	–	–
2022	1	–	1	1	–	–	1	–	–	–	–	–	–	–	–	–	–	1
2031	8	6	3	8	4	2	7	3	2	1	1	–	–	–	–	–	2	1
2040	–	–	1	–	–	–	–	–	–	–	–	–	–	–	–	–	–	1
2061	3	–	–	1	–	–	1	–	–	–	–	–	–	–	–	2	–	–

Capítulo 15 - Alagoas

15.1 - Quantidade de acidentes do trabalho, por situação do registro e motivo, segundo a Classificação Nacional de Atividades Econômicas (CNAE), no estado de Alagoas - 2013/2015

(continuação)

CNAE	QUANTIDADE DE ACIDENTES DO TRABALHO																	
	Total			Com CAT Registrada												Sem CAT Registrada		
				Total			Motivo											
							Típico			Trajeto			Doença do Trabalho					
	2013	2014	2015	2013	2014	2015	2013	2014	2015	2013	2014	2015	2013	2014	2015	2013	2014	2015
2062	3	6	3	3	6	3	3	6	2	–	–	1	–	–	–	–	–	–
2071	3	5	–	1	5	–	–	4	–	1	1	–	–	–	–	2	–	–
2091	–	–	1	–	–	–	–	–	–	–	–	–	–	–	–	–	–	1
2099	1	–	1	1	–	1	1	–	1	–	–	–	–	–	–	–	–	–
2121	1	1	–	–	1	–	–	–	–	–	1	–	–	–	–	1	–	–
2211	–	1	1	–	–	–	–	–	–	–	–	–	–	–	–	–	1	1
2212	2	–	–	1	–	–	1	–	–	–	–	–	–	–	–	1	–	–
2219	–	7	5	–	–	–	–	–	–	–	–	–	–	–	–	–	7	5
2221	6	8	2	6	8	2	4	8	1	2	–	1	–	–	–	–	–	–
2222	6	4	3	3	4	3	3	4	3	–	–	–	–	–	–	3	–	–
2223	24	31	10	20	31	10	17	29	9	3	2	1	–	–	–	4	–	–
2229	35	29	27	23	29	27	19	19	23	4	10	4	–	–	–	12	–	–
2319	1	3	3	1	3	3	1	3	3	–	–	–	–	–	–	–	–	–
2320	1	4	3	1	3	3	1	3	3	–	–	–	–	–	–	–	1	–
2330	12	4	3	3	4	3	2	4	3	1	–	–	–	–	–	9	–	–
2342	10	9	4	4	9	4	4	8	4	–	1	–	–	–	–	6	–	–
2391	3	–	2	2	–	2	1	–	2	1	–	–	–	–	–	1	–	–
2399	1	–	–	–	–	–	–	–	–	–	–	–	–	–	–	1	–	–
2411	–	1	–	–	1	–	–	1	–	–	–	–	–	–	–	–	–	–
2424	1	–	–	1	–	–	1	–	–	–	–	–	–	–	–	–	–	–
2431	4	2	7	4	2	7	4	2	7	–	–	–	–	–	–	–	–	–
2451	–	–	1	–	–	1	–	–	1	–	–	–	–	–	–	–	–	–
2452	–	2	–	–	–	–	–	–	–	–	–	–	–	–	–	–	2	–
2511	4	–	1	4	–	–	2	–	–	2	–	–	–	–	–	–	–	1
2512	3	4	2	1	4	2	1	3	–	–	1	2	–	–	–	2	–	–
2513	3	4	2	2	4	2	2	3	1	–	1	1	–	–	–	1	–	–
2521	1	1	–	–	1	–	–	1	–	–	–	–	–	–	–	1	–	–
2522	–	1	–	–	–	–	–	–	–	–	–	–	–	–	–	–	1	–
2539	4	4	3	3	4	3	2	3	2	1	1	–	–	–	1	1	–	–
2542	1	1	–	–	1	–	–	1	–	–	–	–	–	–	–	1	–	–
2593	–	–	2	–	–	2	–	–	–	–	–	2	–	–	–	–	–	–
2599	3	–	–	1	–	–	1	–	–	–	–	–	–	–	–	2	–	–
2651	1	–	–	1	–	–	1	–	–	–	–	–	–	–	–	–	–	–
2733	–	–	1	–	–	1	–	–	–	–	–	1	–	–	–	–	–	–
2790	1	–	–	1	–	–	–	–	–	1	–	–	–	–	–	–	–	–
2811	4	2	1	–	2	1	–	2	1	–	–	–	–	–	–	4	–	–
2813	1	–	1	–	–	1	–	–	–	–	–	1	–	–	–	1	–	–
2822	1	–	–	–	–	–	–	–	–	–	–	–	–	–	–	1	–	–
2823	1	–	–	–	–	–	–	–	–	–	–	–	–	–	–	1	–	–
2824	–	1	–	–	1	–	–	–	–	–	1	–	–	–	–	–	–	–
2832	5	–	–	3	–	–	3	–	–	–	–	–	–	–	–	2	–	–
2840	–	–	1	–	–	1	–	–	–	–	–	1	–	–	–	–	–	–
2862	2	–	–	1	–	–	1	–	–	–	–	–	–	–	–	1	–	–
2869	26	23	2	22	23	2	21	21	2	1	2	–	–	–	–	4	–	–
2920	–	–	1	–	–	–	–	–	–	–	–	–	–	–	–	–	–	1
2930	7	–	2	5	–	2	5	–	2	–	–	–	–	–	–	2	–	–
3011	23	121	54	21	121	54	19	96	41	2	24	13	–	1	–	2	–	–
3099	1	–	–	–	–	–	–	–	–	–	–	–	–	–	–	1	–	–
3101	10	–	1	5	–	1	5	–	–	–	–	1	–	–	–	5	–	–
3102	1	–	–	1	–	–	1	–	–	–	–	–	–	–	–	–	–	–
3104	1	1	1	–	1	1	–	1	1	–	–	–	–	–	–	1	–	–
3230	–	1	2	–	–	–	–	–	–	–	–	–	–	–	–	–	1	2
3291	–	–	1	–	–	–	–	–	–	–	–	–	–	–	–	–	–	1
3299	2	–	1	–	–	1	–	–	1	–	–	–	–	–	–	2	–	–
3311	3	2	1	1	2	1	1	2	–	–	–	1	–	–	–	2	–	–
3313	1	–	–	–	–	–	–	–	–	–	–	–	–	–	–	1	–	–
3314	10	11	9	6	11	9	5	10	6	1	1	3	–	–	–	4	–	–
3319	1	–	–	–	–	–	–	–	–	–	–	–	–	–	–	1	–	–
3321	2	4	–	–	4	–	–	3	–	–	1	–	–	–	–	2	–	–
3329	2	1	–	–	1	–	–	1	–	–	–	–	–	–	–	2	–	–
3511	4	3	7	4	2	7	4	2	6	–	–	1	–	–	–	–	1	–
3512	3	–	–	1	–	–	1	–	–	–	–	–	–	–	–	2	–	–
3514	34	16	15	27	16	15	14	14	13	9	1	1	4	1	1	7	–	–
3520	1	1	–	1	1	–	1	1	–	–	–	–	–	–	–	–	–	–
3600	26	14	10	18	14	10	11	8	7	6	6	3	1	–	–	8	–	–
3702	93	130	70	79	130	70	78	117	68	1	13	2	–	–	–	14	–	–
3811	11	8	53	9	8	53	6	7	45	2	1	6	1	–	2	2	–	–
3821	6	6	4	5	6	4	5	5	3	–	1	1	–	–	–	1	–	–
3832	–	–	1	–	–	1	–	–	1	–	–	–	–	–	–	–	–	–
3839	–	–	1	–	–	1	–	–	1	–	–	–	–	–	–	–	–	–
4110	19	11	13	8	11	13	7	8	7	1	3	5	–	–	1	11	–	–
4120	406	164	153	208	164	153	171	125	111	36	38	38	1	1	4	198	–	–
4211	19	7	7	11	7	7	7	3	6	4	3	1	–	1	–	8	–	–
4212	10	3	3	3	3	3	3	3	3	–	–	–	–	–	–	7	–	–
4213	3	–	3	–	–	3	–	–	2	–	–	1	–	–	–	3	–	–
4221	21	65	52	12	16	24	10	14	21	2	2	1	–	–	2	9	49	28

Capítulo 15 - Alagoas

15.1 - Quantidade de acidentes do trabalho, por situação do registro e motivo, segundo a Classificação Nacional de Atividades Econômicas (CNAE), no estado de Alagoas - 2013/2015

(continuação)

CNAE	QUANTIDADE DE ACIDENTES DO TRABALHO																	
	Total			Com CAT Registrada												Sem CAT Registrada		
				Total			Motivo											
							Típico			Trajeto			Doença do Trabalho					
	2013	2014	2015	2013	2014	2015	2013	2014	2015	2013	2014	2015	2013	2014	2015	2013	2014	2015
4222	3	1	4	–	1	4	–	1	4	–	–	–	–	–	–	3	–	–
4223	4	1	–	3	1	–	3	1	–	–	–	–	–	–	–	1	–	–
4292	13	8	2	5	8	2	–	8	2	2	–	–	3	–	–	8	–	–
4299	30	31	17	20	31	17	16	28	15	3	2	1	1	1	1	10	–	–
4311	1	–	–	–	–	–	–	–	–	–	–	–	–	–	–	1	–	–
4312	–	–	1	–	–	1	–	–	1	–	–	–	–	–	–	–	–	–
4313	8	10	5	4	10	5	3	6	5	1	2	–	–	2	–	4	–	–
4321	19	13	10	10	13	10	8	11	5	2	2	5	–	–	–	9	–	–
4322	2	3	3	1	3	3	–	2	2	1	1	–	–	–	1	1	–	–
4329	4	–	2	4	–	2	3	–	1	1	–	1	–	–	–	–	–	–
4330	5	1	3	1	1	3	–	1	2	1	–	1	–	–	–	4	–	–
4391	2	1	4	–	1	4	–	1	4	–	–	–	–	–	–	2	–	–
4399	19	5	13	9	5	13	5	3	9	3	2	4	1	–	–	10	–	–
4511	17	4	7	9	4	7	6	1	4	3	3	1	–	–	2	8	–	–
4520	6	4	1	2	4	1	–	2	1	2	2	–	–	–	–	4	–	–
4530	16	6	10	7	6	10	3	6	6	4	–	4	–	–	–	9	–	–
4541	7	3	1	2	3	1	–	–	–	2	2	1	–	1	–	5	–	–
4615	1	–	–	–	–	–	–	–	–	–	–	–	–	–	–	1	–	–
4623	1	–	–	1	–	–	1	–	–	–	–	–	–	–	–	–	–	–
4631	3	–	2	2	–	2	1	–	2	1	–	–	–	–	–	1	–	–
4632	–	1	4	–	1	4	–	1	–	–	–	4	–	–	–	–	–	–
4633	1	2	–	–	2	–	–	1	–	–	1	–	–	–	–	1	–	–
4635	21	20	15	16	20	15	11	15	13	5	5	2	–	–	–	5	–	–
4636	–	1	1	–	1	1	–	1	1	–	–	–	–	–	–	–	–	–
4637	10	2	1	4	2	1	3	–	–	1	2	–	–	–	1	6	–	–
4639	50	23	27	22	23	27	12	10	13	10	13	13	–	–	1	28	–	–
4641	1	–	–	–	–	–	–	–	–	–	–	–	–	–	–	1	–	–
4643	3	2	–	3	2	–	–	1	–	3	1	–	–	–	–	–	–	–
4644	9	1	3	4	1	3	–	–	1	4	–	2	–	1	–	5	–	–
4646	5	3	3	1	3	3	1	1	–	–	1	3	–	1	–	4	–	–
4649	5	1	2	3	1	2	2	–	1	1	1	1	–	–	–	2	–	–
4662	–	2	–	–	2	–	–	1	–	–	1	–	–	–	–	–	–	–
4669	2	–	–	1	–	–	1	–	–	–	–	–	–	–	–	1	–	–
4672	2	1	4	2	1	4	1	1	4	1	–	–	–	–	–	–	–	–
4679	11	10	6	5	10	6	5	4	6	–	3	–	–	3	–	6	–	–
4681	1	–	2	–	–	2	–	–	1	–	–	1	–	–	–	1	–	–
4682	2	–	1	1	–	1	1	–	1	–	–	–	–	–	–	1	–	–
4684	2	–	–	–	–	–	–	–	–	–	–	–	–	–	–	2	–	–
4686	–	–	1	–	–	1	–	–	–	–	–	1	–	–	–	–	–	–
4687	2	1	–	–	1	–	–	–	–	–	1	–	–	–	–	2	–	–
4689	1	–	3	1	–	3	–	–	–	1	–	3	–	–	–	–	–	–
4691	1	1	2	1	1	2	–	–	1	1	–	1	–	1	–	–	–	–
4693	33	4	4	20	4	4	11	3	4	4	1	–	5	–	–	13	–	–
4711	291	90	82	160	90	82	85	63	46	26	18	11	49	9	25	131	–	–
4712	23	10	4	6	10	4	3	4	3	2	5	1	1	1	–	17	–	–
4713	15	3	6	6	3	6	4	–	4	2	2	2	–	1	–	9	–	–
4721	4	2	2	–	2	2	–	2	–	–	–	1	–	–	1	4	–	–
4722	5	–	2	1	–	2	1	–	1	–	–	–	–	–	1	4	–	–
4723	2	–	3	–	–	3	–	–	1	–	–	2	–	–	–	2	–	–
4724	6	–	–	–	–	–	–	–	–	–	–	–	–	–	–	6	–	–
4729	1	–	1	1	–	1	–	–	1	1	–	–	–	–	–	–	–	–
4731	24	12	6	8	12	6	4	4	3	4	8	3	–	–	–	16	–	–
4741	4	2	1	2	2	1	–	1	1	1	1	–	1	–	–	2	–	–
4742	1	2	–	1	2	–	1	–	–	–	2	–	–	–	–	–	–	–
4743	6	4	2	–	4	2	–	3	2	–	1	–	–	–	–	6	–	–
4744	61	24	24	23	24	24	17	18	21	6	6	3	–	–	–	38	–	–
4751	7	1	–	3	1	–	–	–	–	3	–	–	–	1	–	4	–	–
4752	4	2	2	4	2	2	2	2	1	2	–	1	–	–	–	–	–	–
4753	12	5	3	3	5	3	–	4	1	3	1	2	–	–	–	9	–	–
4754	15	7	2	7	7	2	4	3	–	3	4	2	–	–	–	8	–	–
4755	10	2	3	2	2	3	1	–	2	–	2	1	1	–	–	8	–	–
4759	4	1	2	1	1	2	1	1	1	–	–	1	–	–	–	3	–	–
4761	1	2	–	–	2	–	–	1	–	–	1	–	–	–	–	1	–	–
4763	3	–	–	1	–	–	–	–	–	1	–	–	–	–	–	2	–	–
4771	18	3	–	5	3	–	3	1	–	2	2	–	–	–	–	13	–	–
4772	2	–	–	–	–	–	–	–	–	–	–	–	–	–	–	2	–	–
4774	2	4	1	1	4	1	1	1	–	–	3	1	–	–	–	1	–	–
4781	32	16	11	5	16	11	4	11	6	1	3	5	–	2	–	27	–	–
4782	12	4	1	3	4	1	2	3	–	1	1	1	–	–	–	9	–	–
4783	1	–	–	1	–	–	–	–	–	1	–	–	–	–	–	–	–	–
4784	18	18	14	12	18	14	10	9	7	2	7	6	–	2	1	6	–	–
4785	1	–	–	–	–	–	–	–	–	–	–	–	–	–	–	1	–	–
4789	21	9	4	5	9	4	3	2	1	2	7	3	–	–	–	16	–	–
4912	10	5	3	8	5	3	7	2	3	1	3	–	–	–	–	2	–	–
4921	100	26	21	26	26	21	8	10	6	11	13	11	7	3	4	74	–	–
4922	9	7	5	2	7	5	2	2	3	–	5	2	–	–	–	7	–	–

Capítulo 15 - Alagoas

15.1 - Quantidade de acidentes do trabalho, por situação do registro e motivo, segundo a Classificação Nacional de Atividades Econômicas (CNAE), no estado de Alagoas - 2013/2015

(continuação)

CNAE	QUANTIDADE DE ACIDENTES DO TRABALHO																	
	Total			Com CAT Registrada												Sem CAT Registrada		
				Total			Motivo											
							Típico			Trajeto			Doença do Trabalho					
	2013	2014	2015	2013	2014	2015	2013	2014	2015	2013	2014	2015	2013	2014	2015	2013	2014	2015
4923	3	–	–	1	–	–	–	–	–	1	–	–	–	–	–	2	–	–
4929	5	2	–	1	2	–	–	–	–	1	2	–	–	–	–	4	–	–
4930	81	57	48	43	57	48	29	36	31	13	21	16	1	–	1	38	–	–
4940	3	–	1	3	–	1	1	–	1	2	–	–	–	–	–	–	–	–
5011	1	–	–	–	–	–	–	–	–	–	–	–	–	–	–	1	–	–
5030	–	1	1	–	1	1	–	1	1	–	–	–	–	–	–	–	–	–
5111	–	10	5	–	4	2	–	2	1	–	1	1	–	1	–	–	6	3
5112	–	1	–	–	1	–	–	–	–	–	1	–	–	–	–	–	–	–
5211	3	5	3	1	–	1	–	–	1	1	–	–	–	–	–	2	5	2
5212	3	11	5	2	1	–	2	1	–	–	–	–	–	–	–	1	10	5
5221	–	1	–	–	–	–	–	–	–	–	–	–	–	–	–	–	1	–
5222	1	–	–	–	–	–	–	–	–	–	–	–	–	–	–	1	–	–
5223	2	–	–	1	–	–	–	–	–	–	–	–	1	–	–	1	–	–
5229	1	1	–	1	1	–	–	–	–	1	1	–	–	–	–	–	–	–
5231	4	5	6	2	4	5	1	4	3	1	–	2	–	–	–	2	1	1
5232	–	–	1	–	–	–	–	–	–	–	–	–	–	–	–	–	–	1
5239	–	1	–	–	1	–	–	1	–	–	–	–	–	–	–	–	–	–
5240	6	3	3	4	3	3	3	3	3	1	–	–	–	–	–	2	–	–
5250	7	8	10	3	8	10	2	6	6	1	2	4	–	–	–	4	–	–
5310	169	135	184	157	135	184	107	88	140	25	13	16	25	34	28	12	–	–
5320	2	–	2	–	–	2	–	–	1	–	–	–	–	–	1	2	–	–
5510	75	54	32	46	54	32	33	43	17	8	10	15	5	1	–	29	–	–
5590	3	–	–	–	–	–	–	–	–	–	–	–	–	–	–	3	–	–
5611	81	33	23	25	33	23	17	20	9	7	12	13	1	1	1	56	–	–
5612	1	–	–	–	–	–	–	–	–	–	–	–	–	–	–	1	–	–
5620	12	10	3	3	10	3	2	5	2	1	5	1	–	–	–	9	–	–
5822	1	1	1	1	1	1	–	1	–	1	–	1	–	–	–	–	–	–
5823	1	–	–	–	–	–	–	–	–	–	–	–	–	–	–	1	–	–
5829	1	–	–	–	–	–	–	–	–	–	–	–	–	–	–	1	–	–
5911	1	–	–	–	–	–	–	–	–	–	–	–	–	–	–	1	–	–
5914	1	1	2	–	1	2	–	–	2	–	1	–	–	–	–	1	–	–
6010	–	–	1	–	–	1	–	–	1	–	–	–	–	–	–	–	–	–
6021	1	–	1	–	–	–	–	–	–	–	–	–	–	–	–	1	–	1
6110	7	3	–	5	3	–	4	1	–	–	2	–	1	–	–	2	–	–
6120	1	–	3	1	–	3	1	–	3	–	–	–	–	–	–	–	–	–
6141	4	–	–	2	–	–	1	–	–	1	–	–	–	–	–	2	–	–
6190	6	1	2	5	1	2	4	1	2	1	–	–	–	–	–	1	–	–
6201	–	11	3	–	–	–	–	–	–	–	–	–	–	–	–	–	11	3
6204	1	–	–	1	–	–	–	–	–	1	–	–	–	–	–	–	–	–
6209	2	–	1	2	–	1	–	–	–	2	–	1	–	–	–	–	–	–
6311	–	2	1	–	–	–	–	–	–	–	–	–	–	–	–	–	2	1
6421	12	9	5	7	9	5	3	4	1	2	1	–	2	4	4	5	–	–
6422	64	28	41	29	28	41	24	24	40	2	–	–	3	4	1	35	–	–
6423	6	19	2	–	19	2	–	17	1	–	1	1	–	1	–	6	–	–
6424	1	2	1	1	2	1	–	2	1	1	–	–	–	–	–	–	–	–
6434	–	1	–	–	1	–	–	1	–	–	–	–	–	–	–	–	–	–
6435	–	3	2	–	–	–	–	–	–	–	–	–	–	–	–	–	3	2
6462	1	1	–	1	1	–	1	1	–	–	–	–	–	–	–	–	–	–
6463	–	–	1	–	–	1	–	–	1	–	–	–	–	–	–	–	–	–
6512	–	1	–	–	1	–	–	–	–	–	–	–	–	1	–	–	–	–
6550	10	8	4	9	8	4	6	2	–	3	6	3	–	–	1	1	–	–
6619	–	1	–	–	1	–	–	–	–	–	1	–	–	–	–	–	–	–
6621	–	1	–	–	–	–	–	–	–	–	–	–	–	–	–	–	1	–
6622	1	–	–	–	–	–	–	–	–	–	–	–	–	–	–	1	–	–
6630	–	1	–	–	–	–	–	–	–	–	–	–	–	–	–	–	1	–
6810	7	2	4	5	2	4	5	–	4	–	2	–	–	–	–	2	–	–
6821	6	1	–	2	1	–	1	–	–	1	1	–	–	–	–	4	–	–
6822	3	2	1	1	2	1	1	2	1	–	–	–	–	–	–	2	–	–
6911	–	1	–	–	1	–	–	1	–	–	–	–	–	–	–	–	–	–
6912	2	–	–	–	–	–	–	–	–	–	–	–	–	–	–	2	–	–
6920	3	2	2	1	2	2	–	–	2	1	1	–	–	1	–	2	–	–
7010	–	1	–	–	–	–	–	–	–	–	–	–	–	–	–	–	1	–
7020	5	1	1	1	1	1	1	1	–	–	–	1	–	–	–	4	–	–
7112	21	11	4	12	11	4	10	8	3	2	2	1	–	1	–	9	–	–
7119	11	25	2	6	25	2	4	22	2	1	3	–	1	–	–	5	–	–
7120	–	1	2	–	1	2	–	–	1	–	1	–	–	–	1	–	–	–
7210	–	1	1	–	1	1	–	–	1	–	1	–	–	–	–	–	–	–
7220	4	–	–	3	–	–	1	–	–	1	–	–	1	–	–	1	–	–
7319	2	2	2	1	2	2	–	2	1	1	–	1	–	–	–	1	–	–
7320	1	–	–	–	–	–	–	–	–	–	–	–	–	–	–	1	–	–
7420	–	1	2	–	–	–	–	–	–	–	–	–	–	–	–	–	1	2
7490	8	1	1	2	1	1	2	–	–	–	1	1	–	–	–	6	–	–
7711	2	–	–	1	–	–	1	–	–	–	–	–	–	–	–	1	–	–
7719	2	–	–	1	–	–	–	–	–	1	–	–	–	–	–	1	–	–
7721	1	1	–	–	1	–	–	1	–	–	–	–	–	–	–	1	–	–
7723	4	–	–	1	–	–	1	–	–	–	–	–	–	–	–	3	–	–

Capítulo 15 - Alagoas

15.1 - Quantidade de acidentes do trabalho, por situação do registro e motivo, segundo a Classificação Nacional de Atividades Econômicas (CNAE), no estado de Alagoas - 2013/2015

(conclusão)

CNAE	QUANTIDADE DE ACIDENTES DO TRABALHO																	
	Total			Com CAT Registrada												Sem CAT Registrada		
				Total			Motivo											
							Típico			Trajeto			Doença do Trabalho					
	2013	2014	2015	2013	2014	2015	2013	2014	2015	2013	2014	2015	2013	2014	2015	2013	2014	2015
7731	3	–	–	1	–	–	–	–	–	1	–	–	–	–	–	2	–	–
7732	2	3	3	–	3	3	–	2	2	–	1	1	–	–	–	2	–	–
7733	–	1	–	–	–	–	–	–	–	–	–	–	–	–	–	–	1	–
7739	8	4	5	6	4	5	5	4	4	1	–	1	–	–	–	2	–	–
7740	1	–	–	–	–	–	–	–	–	–	–	–	–	–	–	1	–	–
7810	2	1	–	2	1	–	2	–	–	–	1	–	–	–	–	–	–	–
7820	12	11	2	8	11	2	–	6	–	8	5	2	–	–	–	4	–	–
7830	–	–	2	–	–	2	–	–	2	–	–	–	–	–	–	–	–	–
7911	–	–	2	–	–	2	–	–	–	–	–	1	–	–	1	–	–	–
8011	50	41	24	37	41	24	19	23	13	18	18	11	–	–	–	13	–	–
8012	46	17	27	29	16	27	21	10	8	8	6	19	–	–	–	17	1	–
8020	11	5	8	7	5	8	3	4	5	4	1	3	–	–	–	4	–	–
8030	–	3	1	–	–	–	–	–	–	–	–	–	–	–	–	–	3	1
8111	5	–	1	3	–	1	–	–	–	3	–	1	–	–	–	2	–	–
8112	27	12	16	13	12	16	11	10	11	2	2	5	–	–	–	14	–	–
8121	31	7	9	6	7	9	1	3	4	4	4	5	1	–	–	25	–	–
8122	2	–	1	1	–	1	1	–	–	–	–	1	–	–	–	1	–	–
8129	4	17	–	1	17	–	1	1	–	–	1	–	–	15	–	3	–	–
8130	–	1	1	–	–	–	–	–	–	–	–	–	–	–	–	–	1	1
8211	7	2	3	2	1	3	1	–	3	1	1	–	–	–	–	5	1	–
8219	4	–	–	2	–	–	2	–	–	–	–	–	–	–	–	2	–	–
8220	2	2	25	–	2	25	–	2	10	–	–	15	–	–	–	2	–	–
8230	1	3	–	–	3	–	–	–	–	–	3	–	–	–	–	1	–	–
8291	3	–	–	–	–	–	–	–	–	–	–	–	–	–	–	3	–	–
8292	1	1	3	1	1	3	1	–	1	–	1	2	–	–	–	–	–	–
8299	11	12	7	5	12	7	2	3	–	2	6	6	1	3	1	6	–	–
8411	91	16	9	17	16	9	14	9	4	3	7	5	–	–	–	74	–	–
8412	1	–	–	–	–	–	–	–	–	–	–	–	–	–	–	1	–	–
8422	2	–	–	1	–	–	1	–	–	–	–	–	–	–	–	1	–	–
8423	1	–	1	1	–	1	–	–	1	1	–	–	–	–	–	–	–	–
8511	–	48	19	–	–	–	–	–	–	–	–	–	–	–	–	–	48	19
8512	8	1	11	3	1	11	1	1	10	2	–	1	–	–	–	5	–	–
8513	20	16	10	7	16	10	7	14	9	–	2	1	–	–	–	13	–	–
8520	5	3	–	1	3	–	–	1	–	1	2	–	–	–	–	4	–	–
8531	1	–	–	1	–	–	–	–	–	–	–	–	1	–	–	–	–	–
8532	32	17	18	27	17	18	16	7	16	10	10	2	1	–	–	5	–	–
8593	1	1	–	–	1	–	–	1	–	–	–	–	–	–	–	1	–	–
8599	16	11	12	8	11	12	4	6	9	1	5	3	3	–	–	8	–	–
8610	406	335	368	325	335	368	292	294	299	31	40	65	2	1	4	81	–	–
8630	3	1	1	1	1	1	–	–	–	1	1	1	–	–	–	2	–	–
8640	11	4	14	2	4	14	1	3	11	–	1	2	1	–	1	9	–	–
8650	18	11	5	8	11	5	5	8	3	3	3	2	–	–	–	10	–	–
8660	–	1	5	–	1	5	–	–	2	–	1	3	–	–	–	–	–	–
8690	2	–	–	–	–	–	–	–	–	–	–	–	–	–	–	2	–	–
8711	1	–	–	–	–	–	–	–	–	–	–	–	–	–	–	1	–	–
8712	–	–	1	–	–	1	–	–	–	–	–	1	–	–	–	–	–	–
8730	–	3	2	–	3	2	–	3	1	–	–	1	–	–	–	–	–	–
8800	11	13	12	8	13	12	5	9	10	2	2	2	1	2	–	3	–	–
9102	–	–	1	–	–	1	–	–	1	–	–	–	–	–	–	–	–	–
9103	1	–	–	–	–	–	–	–	–	–	–	–	–	–	–	1	–	–
9312	7	–	1	1	–	1	1	–	1	–	–	–	–	–	–	6	–	–
9313	2	–	–	–	–	–	–	–	–	–	–	–	–	–	–	2	–	–
9319	1	2	1	–	2	1	–	–	–	–	2	1	–	–	–	1	–	–
9321	1	1	1	1	1	1	1	1	1	–	–	–	–	–	–	–	–	–
9329	1	–	–	1	–	–	–	–	–	1	–	–	–	–	–	–	–	–
9411	1	–	–	–	–	–	–	–	–	–	–	–	–	–	–	1	–	–
9420	3	–	–	–	–	–	–	–	–	–	–	–	–	–	–	3	–	–
9430	24	8	4	7	8	4	5	2	1	2	5	3	–	1	–	17	–	–
9491	5	4	1	1	4	1	1	3	–	–	1	1	–	–	–	4	–	–
9499	6	4	9	3	4	9	2	2	4	1	2	5	–	–	–	3	–	–
9511	1	–	3	–	–	3	–	–	1	–	–	2	–	–	–	1	–	–
9512	2	1	1	1	1	1	1	–	1	–	1	–	–	–	–	1	–	–
9521	1	1	–	1	1	–	1	1	–	–	–	–	–	–	–	–	–	–
9529	3	1	–	1	1	–	–	1	–	1	–	–	–	–	–	2	–	–
9601	3	1	1	1	1	1	1	1	1	–	–	–	–	–	–	2	–	–
9602	8	1	–	–	1	–	–	–	–	–	–	–	–	1	–	8	–	–
9603	1	2	6	–	2	6	–	–	5	–	2	1	–	–	–	1	–	–
9609	1	1	–	–	1	–	–	1	–	–	–	–	–	–	–	1	–	–
Ignorado	127	1.627	935	6	5	4	5	4	3	–	1	1	1	–	–	121	1.622	931

Fonte: DATAPREV, CAT, SUB.

Nota: Os dados são preliminares, estando sujeitos a correções.

Capítulo 15 - Alagoas

15.2 - Quantidade de acidentes do trabalho, por situação do registro e motivo, segundo os grupos de idade e sexo, no estado de Alagoas - 2013/2015

GRUPOS DE IDADE E SEXO	QUANTIDADE DE ACIDENTES DO TRABALHO																	
	Total			Com CAT Registrada												Sem CAT Registrada		
				Total			Motivo											
							Típico			Trajeto			Doença do Trabalho					
	2013	2014	2015	2013	2014	2015	2013	2014	2015	2013	2014	2015	2013	2014	2015	2013	2014	2015
TOTAL	**6.587**	**5.902**	**4.721**	**4.360**	**4.069**	**3.688**	**3.661**	**3.347**	**3.029**	**551**	**607**	**563**	**148**	**115**	**96**	**2.227**	**1.833**	**1.033**
Masculino	**5.192**	**4.670**	**3.727**	**3.696**	**3.441**	**3.054**	**3.173**	**2.890**	**2.581**	**458**	**474**	**422**	**65**	**77**	**51**	**1.496**	**1.229**	**673**
Feminino	**1.395**	**1.232**	**994**	**664**	**628**	**634**	**488**	**457**	**448**	**93**	**133**	**141**	**83**	**38**	**45**	**731**	**604**	**360**
Ignorado	**–**	**–**	**–**	**–**	**–**	**–**	**–**	**–**	**–**	**–**	**–**	**–**	**–**	**–**	**–**	**–**	**–**	**–**
Até 19 anos	122	141	93	100	126	89	89	113	82	11	13	7	–	–	–	22	15	4
Masculino	113	136	87	94	121	85	84	110	79	10	11	6	–	–	–	19	15	2
Feminino	9	5	6	6	5	4	5	3	3	1	2	1	–	–	–	3	–	2
Ignorado	–	–	–	–	–	–	–	–	–	–	–	–	–	–	–	–	–	–
20 a 24 anos	959	828	670	789	696	602	674	587	492	106	102	108	9	7	2	170	132	68
Masculino	842	732	569	712	630	529	621	546	444	89	79	84	2	5	1	130	102	40
Feminino	117	96	101	77	66	73	53	41	48	17	23	24	7	2	1	40	30	28
Ignorado	–	–	–	–	–	–	–	–	–	–	–	–	–	–	–	–	–	–
25 a 29 anos	1.150	1.015	772	859	791	659	718	648	530	120	134	116	21	9	13	291	224	113
Masculino	926	817	614	744	671	549	632	562	446	105	103	96	7	6	7	182	146	65
Feminino	224	198	158	115	120	110	86	86	84	15	31	20	14	3	6	109	78	48
Ignorado	–	–	–	–	–	–	–	–	–	–	–	–	–	–	–	–	–	–
30 a 34 anos	1.164	1.051	866	800	772	701	670	623	582	96	125	99	34	24	20	364	279	165
Masculino	882	809	677	668	641	575	582	520	492	76	105	74	10	16	9	214	168	102
Feminino	282	242	189	132	131	126	88	103	90	20	20	25	24	8	11	150	111	63
Ignorado	–	–	–	–	–	–	–	–	–	–	–	–	–	–	–	–	–	–
35 a 39 anos	956	883	711	617	601	550	521	488	456	74	93	73	22	20	21	339	282	161
Masculino	737	675	552	515	503	450	438	415	388	66	75	51	11	13	11	222	172	102
Feminino	219	208	159	102	98	100	83	73	68	8	18	22	11	7	10	117	110	59
Ignorado	–	–	–	–	–	–	–	–	–	–	–	–	–	–	–	–	–	–
40 a 44 anos	740	682	585	433	420	437	364	354	367	43	50	57	26	16	13	307	262	148
Masculino	552	508	464	343	337	360	292	289	311	36	35	42	15	13	7	209	171	104
Feminino	188	174	121	90	83	77	72	65	56	7	15	15	11	3	6	98	91	44
Ignorado	–	–	–	–	–	–	–	–	–	–	–	–	–	–	–	–	–	–
45 a 49 anos	648	564	429	351	295	278	285	239	215	47	40	51	19	16	12	297	269	151
Masculino	471	426	319	287	250	219	242	209	178	38	31	36	7	10	5	184	176	100
Feminino	177	138	110	64	45	59	43	30	37	9	9	15	12	6	7	113	93	51
Ignorado	–	–	–	–	–	–	–	–	–	–	–	–	–	–	–	–	–	–
50 a 54 anos	454	432	318	225	204	194	184	177	157	32	15	29	9	12	8	229	228	124
Masculino	340	311	228	178	155	146	149	141	121	22	8	19	7	6	6	162	156	82
Feminino	114	121	90	47	49	48	35	36	36	10	7	10	2	6	2	67	72	42
Ignorado	–	–	–	–	–	–	–	–	–	–	–	–	–	–	–	–	–	–
55 a 59 anos	298	219	193	133	110	118	114	81	101	12	18	12	7	11	5	165	109	75
Masculino	246	182	148	110	90	95	96	68	84	9	14	8	5	8	3	136	92	53
Feminino	52	37	45	23	20	23	18	13	17	3	4	4	2	3	2	29	17	22
Ignorado	–	–	–	–	–	–	–	–	–	–	–	–	–	–	–	–	–	–
60 a 64 anos	85	69	69	45	37	45	35	23	36	9	14	8	1	–	1	40	32	24
Masculino	76	60	58	40	30	35	32	19	29	7	11	5	1	–	1	36	30	23
Feminino	9	9	11	5	7	10	3	4	7	2	3	3	–	–	–	4	2	1
Ignorado	–	–	–	–	–	–	–	–	–	–	–	–	–	–	–	–	–	–
65 a 69 anos	8	13	11	5	12	11	5	10	7	–	2	3	–	–	1	3	1	–
Masculino	5	10	7	3	9	7	3	8	5	–	1	1	–	–	1	2	1	–
Feminino	3	3	4	2	3	4	2	2	2	–	1	2	–	–	–	1	–	–
Ignorado	–	–	–	–	–	–	–	–	–	–	–	–	–	–	–	–	–	–
70 anos e mais	2	3	3	2	3	3	1	2	3	1	1	–	–	–	–	–	–	–
Masculino	1	2	3	1	2	3	1	1	3	–	1	–	–	–	–	–	–	–
Feminino	1	1	–	1	1	–	–	1	–	1	–	–	–	–	–	–	–	–
Ignorado	–	–	–	–	–	–	–	–	–	–	–	–	–	–	–	–	–	–
Ignorada	1	2	1	1	2	1	1	2	1	–	–	–	–	–	–	–	–	–
Masculino	1	2	1	1	2	1	1	2	1	–	–	–	–	–	–	–	–	–
Feminino	–	–	–	–	–	–	–	–	–	–	–	–	–	–	–	–	–	–
Ignorado	–	–	–	–	–	–	–	–	–	–	–	–	–	–	–	–	–	–

Fonte: DATAPREV, CAT, SUB.
Nota: Os dados são preliminares, estando sujeitos a correções.

Capítulo 15 - Alagoas

15.3 - Quantidade mensal de acidentes do trabalho, por situação do registro e motivo, no estado de Alagoas - 2013/2015

MESES	QUANTIDADE DE ACIDENTES DO TRABALHO																	
	Total			Com CAT Registrada												Sem CAT Registrada		
				Total			Motivo											
							Típico			Trajeto			Doença do Trabalho					
	2013	2014	2015	2013	2014	2015	2013	2014	2015	2013	2014	2015	2013	2014	2015	2013	2014	2015
TOTAL	**6.587**	**5.902**	**4.721**	**4.360**	**4.069**	**3.688**	**3.661**	**3.347**	**3.029**	**551**	**607**	**563**	**148**	**115**	**96**	**2.227**	**1.833**	**1.033**
Janeiro	847	621	616	594	438	458	530	387	403	44	42	49	20	9	6	253	183	158
Fevereiro	649	586	472	436	413	356	378	353	303	45	50	46	13	10	7	213	173	116
Março	526	486	526	291	339	388	238	284	326	35	45	53	18	10	9	235	147	138
Abril	454	384	384	265	244	284	208	184	225	44	52	44	13	8	15	189	140	100
Maio	407	397	289	236	240	222	182	170	181	46	61	29	8	9	12	171	157	67
Junho	463	366	268	281	221	199	216	153	150	56	45	41	9	23	8	182	145	69
Julho	476	439	322	319	269	229	252	218	173	44	47	49	23	4	7	157	170	93
Agosto	475	426	312	296	279	233	254	227	184	36	45	43	6	7	6	179	147	79
Setembro	526	472	354	334	315	279	274	251	222	52	57	48	8	7	9	192	157	75
Outubro	618	584	377	444	420	300	386	355	246	48	48	47	10	17	7	174	164	77
Novembro	568	592	456	433	459	407	369	399	346	51	54	57	13	6	4	135	133	49
Dezembro	578	549	345	431	432	333	374	366	270	50	61	57	7	5	6	147	117	12

Fonte: DATAPREV, CAT, SUB.
Nota: Os dados são preliminares, estando sujeitos a correções.

DISTRIBUIÇÃO DE ACIDENTES DO TRABALHO, POR MOTIVO, NO ESTADO DE ALAGOAS - 2015

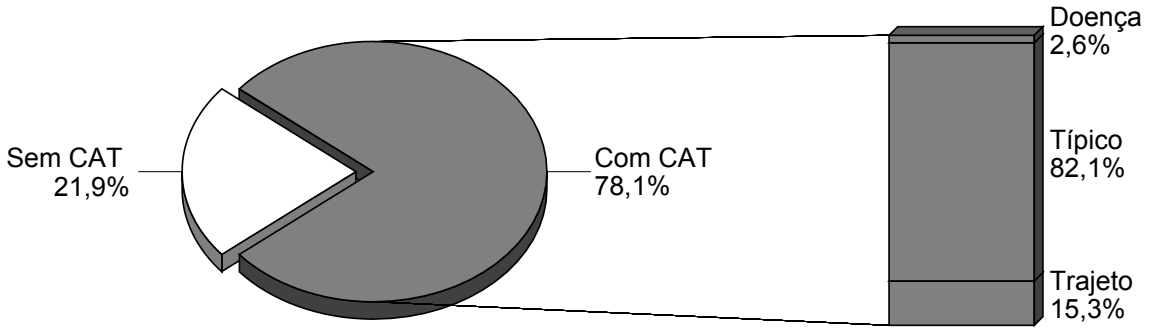

Fonte: DATAPREV, CAT, SUB.

Capítulo 16 - Sergipe

16.1 - Quantidade de acidentes do trabalho, por situação do registro e motivo, segundo a Classificação Nacional de Atividades Econômicas (CNAE), no estado de Sergipe - 2013/2015

(continua)

CNAE	QUANTIDADE DE ACIDENTES DO TRABALHO																	
	Total			Com CAT Registrada												Sem CAT Registrada		
				Total			Motivo											
							Típico			Trajeto			Doença do Trabalho					
	2013	2014	2015	2013	2014	2015	2013	2014	2015	2013	2014	2015	2013	2014	2015	2013	2014	2015
TOTAL	**3.315**	**3.223**	**2.680**	**2.587**	**2.511**	**2.166**	**1.944**	**1.855**	**1.649**	**556**	**581**	**488**	**87**	**75**	**29**	**728**	**712**	**514**
0111	–	7	4	–	–	–	–	–	–	–	–	–	–	–	–	–	7	4
0112	–	–	1	–	–	–	–	–	–	–	–	–	–	–	–	–	–	1
0113	20	16	15	16	15	15	14	14	14	2	1	1	–	–	–	4	1	–
0114	–	1	–	–	–	–	–	–	–	–	–	–	–	–	–	–	1	–
0116	1	–	2	–	–	2	–	–	2	–	–	–	–	–	–	1	–	–
0119	–	–	1	–	–	1	–	–	1	–	–	–	–	–	–	–	–	–
0122	1	–	–	1	–	–	1	–	–	–	–	–	–	–	–	–	–	–
0131	5	–	2	5	–	2	2	–	1	3	–	–	–	–	1	–	–	–
0133	5	3	2	3	3	2	3	2	2	–	1	–	–	–	–	2	–	–
0134	–	–	1	–	–	–	–	–	–	–	–	–	–	–	–	–	–	1
0139	–	1	–	–	1	–	–	1	–	–	–	–	–	–	–	–	–	–
0141	2	1	1	2	1	1	1	–	1	1	1	–	–	–	–	–	–	–
0142	1	–	–	1	–	–	–	–	–	1	–	–	–	–	–	–	–	–
0151	8	3	–	7	3	–	5	1	–	2	1	–	–	1	–	1	–	–
0155	4	3	11	2	3	11	2	3	9	–	–	2	–	–	–	2	–	–
0161	1	4	2	1	4	2	1	3	2	–	1	–	–	–	–	–	–	–
0162	–	1	–	–	1	–	–	1	–	–	–	–	–	–	–	–	–	–
0210	1	2	4	1	2	4	1	2	3	–	–	1	–	–	–	–	–	–
0321	1	–	–	1	–	–	1	–	–	–	–	–	–	–	–	–	–	–
0322	–	1	–	–	1	–	–	–	–	–	1	–	–	–	–	–	–	–
0600	73	80	69	72	80	69	58	64	64	13	14	5	1	2	–	1	–	–
0710	1	–	–	1	–	–	1	–	–	–	–	–	–	–	–	–	–	–
0810	5	7	2	4	7	2	4	7	2	–	–	–	–	–	–	1	–	–
0891	12	10	10	12	10	10	11	9	9	1	1	1	–	–	–	–	–	–
0910	38	28	19	31	28	19	26	24	17	3	2	1	2	2	1	7	–	–
1012	1	5	7	1	–	6	–	–	4	1	–	2	–	–	–	–	5	1
1031	1	1	1	–	1	1	–	1	1	–	–	–	–	–	–	1	–	–
1033	21	13	5	16	13	5	12	11	5	4	2	–	–	–	–	5	–	–
1052	15	15	12	13	15	12	12	13	10	1	2	2	–	–	–	2	–	–
1053	3	1	1	2	1	1	2	1	–	–	–	1	–	–	–	1	–	–
1061	–	1	–	–	1	–	–	1	–	–	–	–	–	–	–	–	–	–
1062	4	5	2	4	5	2	4	3	2	–	2	–	–	–	–	–	–	–
1064	10	4	2	10	4	2	5	3	2	5	1	–	–	–	–	–	–	–
1066	–	–	1	–	–	1	–	–	1	–	–	–	–	–	–	–	–	–
1069	1	1	3	1	1	3	1	1	3	–	–	–	–	–	–	–	–	–
1071	8	5	7	4	5	7	3	2	5	1	2	2	–	1	–	4	–	–
1081	4	3	5	3	3	5	2	3	5	1	–	–	–	–	–	1	–	–
1091	5	4	3	4	4	3	2	3	3	2	1	–	–	–	–	1	–	–
1092	69	47	8	63	47	8	59	43	7	3	4	1	1	–	–	6	–	–
1094	3	–	–	2	–	–	1	–	–	1	–	–	–	–	–	1	–	–
1096	–	1	–	–	1	–	–	1	–	–	–	–	–	–	–	–	–	–
1099	12	9	5	9	9	5	7	6	4	2	3	1	–	–	–	3	–	–
1113	16	12	9	11	12	9	10	12	9	–	–	–	1	–	–	5	–	–
1121	1	5	1	1	5	1	1	4	1	–	1	–	–	–	–	–	–	–
1122	–	–	1	–	–	1	–	–	1	–	–	–	–	–	–	–	–	–
1220	5	–	2	2	–	2	–	–	2	2	–	–	–	–	–	3	–	–
1311	11	1	7	9	1	7	7	1	4	2	–	3	–	–	–	2	–	–
1312	9	1	1	8	1	1	7	1	1	1	–	–	–	–	–	1	–	–
1321	62	54	36	53	54	36	47	43	27	4	11	9	2	–	–	9	–	–
1330	2	–	1	2	–	1	2	–	1	–	–	–	–	–	–	–	–	–
1340	2	–	–	2	–	–	1	–	–	–	–	–	1	–	–	–	–	–
1351	25	17	15	15	17	15	12	11	12	–	2	1	3	4	2	10	–	–
1411	9	2	1	8	2	1	1	1	1	1	–	–	6	1	–	1	–	–
1412	12	12	10	8	12	10	5	8	8	1	3	1	2	1	1	4	–	–
1413	1	2	–	1	2	–	1	–	–	–	1	–	–	1	–	–	–	–
1510	1	–	–	–	–	–	–	–	–	–	–	–	–	–	–	1	–	–
1531	56	55	60	48	55	60	32	36	37	15	17	23	1	2	–	8	–	–
1533	14	12	9	8	12	9	5	8	8	3	4	1	–	–	–	6	–	–
1540	1	–	1	1	–	1	–	–	1	1	–	–	–	–	–	–	–	–
1621	1	1	–	1	1	–	1	1	–	–	–	–	–	–	–	–	–	–
1622	5	8	4	3	8	4	3	6	2	–	2	2	–	–	–	2	–	–
1629	1	–	–	–	–	–	–	–	–	–	–	–	–	–	–	1	–	–
1721	5	3	3	4	3	3	4	3	3	–	–	–	–	–	–	1	–	–
1731	–	2	1	–	–	–	–	–	–	–	–	–	–	–	–	–	2	1
1741	1	–	–	1	–	–	–	–	–	1	–	–	–	–	–	–	–	–
1742	1	2	–	1	2	–	1	2	–	–	–	–	–	–	–	–	–	–
1811	–	1	–	–	–	–	–	–	–	–	–	–	–	–	–	–	1	–
1812	–	3	3	–	–	–	–	–	–	–	–	–	–	–	–	–	3	3
1813	2	2	1	2	2	1	–	1	1	1	–	–	1	1	–	–	–	–
1822	3	1	1	2	1	1	1	1	–	1	–	1	–	–	–	1	–	–

Capítulo 16 - Sergipe

16.1 - Quantidade de acidentes do trabalho, por situação do registro e motivo, segundo a Classificação Nacional de Atividades Econômicas (CNAE), no estado de Sergipe - 2013/2015

(continuação)

CNAE	QUANTIDADE DE ACIDENTES DO TRABALHO																	
	Total			Com CAT Registrada												Sem CAT Registrada		
				Total			Motivo											
							Típico			Trajeto			Doença do Trabalho					
	2013	2014	2015	2013	2014	2015	2013	2014	2015	2013	2014	2015	2013	2014	2015	2013	2014	2015
1921	21	11	18	20	11	18	16	10	16	–	–	1	4	1	1	1	–	–
1931	29	22	22	25	22	21	21	15	18	4	7	3	–	–	–	4	–	1
2012	1	–	–	1	–	–	1	–	–	–	–	–	–	–	–	–	–	–
2013	45	38	41	44	38	41	39	34	39	5	3	2	–	1	–	1	–	–
2014	–	–	3	–	–	3	–	–	–	–	–	3	–	–	–	–	–	–
2022	–	1	–	–	1	–	–	1	–	–	–	–	–	–	–	–	–	–
2061	–	–	7	–	–	7	–	–	5	–	–	2	–	–	–	–	–	–
2063	27	10	11	24	10	11	12	9	10	8	1	1	4	–	–	3	–	–
2071	–	3	–	–	3	–	–	2	–	–	1	–	–	–	–	–	–	–
2073	–	1	–	–	1	–	–	1	–	–	–	–	–	–	–	–	–	–
2091	–	1	–	–	–	–	–	–	–	–	–	–	–	–	–	–	1	–
2212	1	–	1	1	–	1	1	–	1	–	–	–	–	–	–	–	–	–
2219	–	1	5	–	–	–	–	–	–	–	–	–	–	–	–	–	1	5
2222	4	6	1	3	5	1	3	4	–	–	1	1	–	–	–	1	1	–
2229	10	6	4	6	6	4	6	4	4	–	2	–	–	–	–	4	–	–
2312	–	–	3	–	–	3	–	–	3	–	–	–	–	–	–	–	–	–
2320	17	12	8	15	12	8	13	12	8	2	–	–	–	–	–	2	–	–
2330	12	5	2	6	5	2	5	4	2	1	–	–	–	1	–	6	–	–
2342	18	14	13	9	14	13	8	8	9	1	6	4	–	–	–	9	–	–
2391	6	6	4	6	6	4	2	5	2	3	–	2	1	1	–	–	–	–
2392	4	4	4	4	4	4	4	4	4	–	–	–	–	–	–	–	–	–
2399	–	–	1	–	–	1	–	–	1	–	–	–	–	–	–	–	–	–
2424	2	2	–	2	2	–	1	2	–	1	–	–	–	–	–	–	–	–
2431	2	1	–	2	1	–	2	1	–	–	–	–	–	–	–	–	–	–
2511	10	4	14	8	4	13	6	4	12	2	–	1	–	–	–	2	–	1
2512	1	6	2	1	6	2	1	5	2	–	–	–	–	1	–	–	–	–
2539	–	1	1	–	1	1	–	1	1	–	–	–	–	–	–	–	–	–
2542	1	–	1	1	–	1	–	–	1	1	–	–	–	–	–	–	–	–
2591	5	9	5	5	9	5	5	8	4	–	1	1	–	–	–	–	–	–
2593	1	2	–	–	2	–	–	2	–	–	–	–	–	–	–	1	–	–
2599	2	–	–	1	–	–	1	–	–	–	–	–	–	–	–	1	–	–
2610	4	–	–	4	–	–	2	–	–	2	–	–	–	–	–	–	–	–
2622	7	2	–	7	2	–	3	2	–	4	–	–	–	–	–	–	–	–
2651	1	–	–	1	–	–	1	–	–	–	–	–	–	–	–	–	–	–
2710	1	–	–	1	–	–	1	–	–	–	–	–	–	–	–	–	–	–
2731	–	1	1	–	1	1	–	1	1	–	–	–	–	–	–	–	–	–
2759	9	8	3	6	8	3	2	5	2	4	2	1	–	1	–	3	–	–
2811	–	1	–	–	–	–	–	–	–	–	–	–	–	–	–	–	1	–
2829	–	1	1	–	1	1	–	1	1	–	–	–	–	–	–	–	–	–
2840	1	1	–	1	1	–	1	–	–	–	1	–	–	–	–	–	–	–
2851	3	4	1	3	4	1	3	4	1	–	–	–	–	–	–	–	–	–
2869	1	–	–	–	–	–	–	–	–	–	–	–	–	–	–	1	–	–
2930	6	8	8	3	8	8	3	7	6	–	1	2	–	–	–	3	–	–
2945	2	11	11	2	11	11	–	6	7	2	5	4	–	–	–	–	–	–
2949	1	–	–	1	–	–	–	–	–	1	–	–	–	–	–	–	–	–
3011	1	–	–	–	–	–	–	–	–	–	–	–	–	–	–	1	–	–
3101	28	13	5	20	13	5	16	10	2	4	3	3	–	–	–	8	–	–
3102	2	1	6	2	1	6	1	1	5	1	–	1	–	–	–	–	–	–
3104	–	2	–	–	2	–	–	–	–	–	2	–	–	–	–	–	–	–
3212	–	3	–	–	2	–	–	1	–	–	1	–	–	–	–	–	1	–
3230	–	1	1	–	–	–	–	–	–	–	–	–	–	–	–	–	1	1
3240	3	–	1	2	–	1	1	–	–	1	–	1	–	–	–	1	–	–
3250	1	–	1	1	–	1	–	–	–	1	–	1	–	–	–	–	–	–
3291	–	1	1	–	1	–	–	–	–	–	1	–	–	–	–	–	–	1
3299	–	–	1	–	–	1	–	–	1	–	–	–	–	–	–	–	–	–
3312	–	1	–	–	1	–	–	–	–	–	1	–	–	–	–	–	–	–
3314	4	3	5	4	3	5	3	2	1	1	1	4	–	–	–	–	–	–
3317	3	2	–	3	2	–	3	1	–	–	–	–	–	1	–	–	–	–
3321	–	–	2	–	–	2	–	–	1	–	–	1	–	–	–	–	–	–
3511	1	10	5	1	3	4	1	–	3	–	3	1	–	–	–	–	7	1
3514	49	49	59	45	49	59	34	31	48	8	11	9	3	7	2	4	–	–
3520	1	1	1	1	1	1	1	1	–	–	–	1	–	–	–	–	–	–
3600	26	24	35	26	24	35	22	18	31	3	6	4	1	–	–	–	–	–
3702	–	–	1	–	–	1	–	–	1	–	–	–	–	–	–	–	–	–
3811	213	167	101	206	167	101	197	154	91	9	13	10	–	–	–	7	–	–
3821	1	1	–	1	1	–	–	1	–	1	–	–	–	–	–	–	–	–
3832	1	–	1	1	–	1	–	–	1	1	–	–	–	–	–	–	–	–
3839	2	–	19	2	–	19	2	–	18	–	–	–	–	–	1	–	–	–
4110	112	99	82	95	99	82	79	87	72	15	11	10	1	1	–	17	–	–
4120	197	168	103	156	168	103	136	127	75	19	36	27	1	5	1	41	–	–
4211	5	6	1	4	6	1	2	6	1	2	–	–	–	–	–	1	–	–
4212	6	15	1	4	15	1	4	15	1	–	–	–	–	–	–	2	–	–

Capítulo 16 - Sergipe

16.1 - Quantidade de acidentes do trabalho, por situação do registro e motivo, segundo a Classificação Nacional de Atividades Econômicas (CNAE), no estado de Sergipe - 2013/2015

(continuação)

CNAE	QUANTIDADE DE ACIDENTES DO TRABALHO																	
	Total			Com CAT Registrada												Sem CAT Registrada		
				Total			Motivo											
							Típico			Trajeto			Doença do Trabalho					
	2013	2014	2015	2013	2014	2015	2013	2014	2015	2013	2014	2015	2013	2014	2015	2013	2014	2015
4213	2	1	1	1	1	1	1	1	–	–	–	1	–	–	–	1	–	–
4221	22	37	31	18	22	19	14	17	18	4	5	1	–	–	–	4	15	12
4222	4	7	4	3	7	4	3	7	4	–	–	–	–	–	–	1	–	–
4223	4	–	1	4	–	1	3	–	1	1	–	–	–	–	–	–	–	–
4292	28	8	7	27	8	7	23	7	6	4	1	1	–	–	–	1	–	–
4299	18	3	1	14	3	1	12	2	–	2	1	1	–	–	–	4	–	–
4311	–	–	1	–	–	1	–	–	–	–	–	1	–	–	–	–	–	–
4312	2	1	2	2	1	2	2	1	1	–	–	1	–	–	–	–	–	–
4313	2	5	4	1	5	4	1	4	2	–	1	2	–	–	–	1	–	–
4319	6	1	–	6	1	–	5	1	–	1	–	–	–	–	–	–	–	–
4321	9	16	17	8	16	17	7	12	10	1	4	7	–	–	–	1	–	–
4322	2	2	2	2	2	2	1	–	–	1	2	2	–	–	–	–	–	–
4329	6	4	4	6	4	4	3	4	2	3	–	2	–	–	–	–	–	–
4330	3	7	4	3	7	4	2	4	1	1	3	3	–	–	–	–	–	–
4391	1	–	1	–	–	1	–	–	–	–	–	1	–	–	–	1	–	–
4399	6	9	18	5	9	18	3	5	12	2	4	6	–	–	–	1	–	–
4511	9	5	7	7	5	7	5	4	5	2	1	2	–	–	–	2	–	–
4520	5	3	1	4	3	1	2	1	–	2	2	–	–	–	1	1	–	–
4530	20	7	18	15	7	18	11	5	10	4	2	8	–	–	–	5	–	–
4541	3	3	6	2	3	6	1	1	2	1	2	4	–	–	–	1	–	–
4613	1	–	–	–	–	–	–	–	–	–	–	–	–	–	–	1	–	–
4617	5	3	2	4	3	2	1	1	–	1	–	2	2	2	–	1	–	–
4619	1	1	–	1	1	–	–	1	–	1	–	–	–	–	–	–	–	–
4623	1	–	–	–	–	–	–	–	–	–	–	–	–	–	–	1	–	–
4631	–	1	–	–	1	–	–	–	–	–	1	–	–	–	–	–	–	–
4632	–	1	–	–	1	–	–	1	–	–	–	–	–	–	–	–	–	–
4635	40	33	27	37	33	27	23	20	21	13	13	6	1	–	–	3	–	–
4637	1	1	1	–	1	1	–	1	1	–	–	–	–	–	–	1	–	–
4639	4	2	–	3	2	–	1	1	–	2	1	–	–	–	–	1	–	–
4641	1	–	1	1	–	1	–	–	–	1	–	1	–	–	–	–	–	–
4643	–	1	–	–	1	–	–	–	–	–	1	–	–	–	–	–	–	–
4644	–	1	–	–	1	–	–	1	–	–	–	–	–	–	–	–	–	–
4645	1	2	2	1	2	2	–	–	–	1	2	2	–	–	–	–	–	–
4646	1	–	2	1	–	2	–	–	–	1	–	2	–	–	–	–	–	–
4647	1	1	–	1	1	–	–	–	–	1	1	–	–	–	–	–	–	–
4649	3	1	–	3	1	–	–	1	–	3	–	–	–	–	–	–	–	–
4662	–	1	–	–	1	–	–	–	–	–	1	–	–	–	–	–	–	–
4663	1	–	–	1	–	–	1	–	–	–	–	–	–	–	–	–	–	–
4665	2	3	1	2	3	1	–	3	1	2	–	–	–	–	–	–	–	–
4669	2	2	–	2	2	–	2	2	–	–	–	–	–	–	–	–	–	–
4672	–	–	1	–	–	1	–	–	1	–	–	–	–	–	–	–	–	–
4673	–	–	1	–	–	1	–	–	–	–	–	1	–	–	–	–	–	–
4674	–	1	–	–	1	–	–	1	–	–	–	–	–	–	–	–	–	–
4679	1	6	–	1	6	–	1	4	–	–	2	–	–	–	–	–	–	–
4681	–	4	3	–	4	3	–	3	3	–	1	–	–	–	–	–	–	–
4684	4	1	3	4	1	3	1	–	–	3	1	2	–	–	1	–	–	–
4685	–	–	1	–	–	1	–	–	1	–	–	–	–	–	–	–	–	–
4686	–	2	3	–	2	3	–	–	2	–	2	1	–	–	–	–	–	–
4687	4	–	1	2	–	1	2	–	1	–	–	–	–	–	–	2	–	–
4691	3	2	9	2	2	9	2	2	7	–	–	1	–	–	1	1	–	–
4693	8	7	8	5	7	8	5	3	6	–	4	2	–	–	–	3	–	–
4711	147	55	65	79	55	65	57	41	49	14	12	15	8	2	1	68	–	–
4712	5	6	5	4	6	5	2	5	4	1	–	1	1	1	–	1	–	–
4713	7	3	7	6	3	7	1	2	3	5	1	4	–	–	–	1	–	–
4721	2	–	2	1	–	2	–	–	2	1	–	–	–	–	–	1	–	–
4722	–	–	1	–	–	1	–	–	1	–	–	–	–	–	–	–	–	–
4729	1	1	–	1	1	–	–	1	–	1	–	–	–	–	–	–	–	–
4731	18	6	16	11	6	16	7	1	10	3	5	6	1	–	–	7	–	–
4732	1	–	–	–	–	–	–	–	–	–	–	–	–	–	–	1	–	–
4741	1	–	1	1	–	1	–	–	1	1	–	–	–	–	–	–	–	–
4742	1	3	–	1	3	–	1	2	–	–	1	–	–	–	–	–	–	–
4743	4	3	3	3	3	3	3	3	1	–	–	2	–	–	–	1	–	–
4744	18	21	15	8	21	15	6	10	10	2	8	5	–	3	–	10	–	–
4751	5	3	1	4	3	1	2	2	–	2	1	1	–	–	–	1	–	–
4752	1	–	–	1	–	–	1	–	–	–	–	–	–	–	–	–	–	–
4753	5	5	2	2	5	2	–	2	–	2	3	2	–	–	–	3	–	–
4754	14	7	8	13	7	8	3	2	–	10	5	7	–	–	1	1	–	–
4755	2	3	–	2	3	–	2	3	–	–	–	–	–	–	–	–	–	–
4757	1	3	–	1	3	–	–	1	–	1	2	–	–	–	–	–	–	–
4759	1	3	2	–	3	2	–	2	–	–	1	2	–	–	–	1	–	–
4761	1	1	1	1	1	1	–	1	1	1	–	–	–	–	–	–	–	–
4763	3	3	–	3	3	–	2	2	–	1	1	–	–	–	–	–	–	–

Capítulo 16 - Sergipe

16.1 - Quantidade de acidentes do trabalho, por situação do registro e motivo, segundo a Classificação Nacional de Atividades Econômicas (CNAE), no estado de Sergipe - 2013/2015

(continuação)

CNAE	QUANTIDADE DE ACIDENTES DO TRABALHO																	
	Total			Com CAT Registrada												Sem CAT Registrada		
				Total			Motivo											
							Típico			Trajeto			Doença do Trabalho					
	2013	2014	2015	2013	2014	2015	2013	2014	2015	2013	2014	2015	2013	2014	2015	2013	2014	2015
4771	10	10	3	8	10	3	5	3	1	3	7	2	–	–	–	2	–	–
4772	1	3	1	1	3	1	–	2	–	1	1	1	–	–	–	–	–	–
4773	–	–	3	–	–	3	–	–	2	–	–	1	–	–	–	–	–	–
4774	–	2	1	–	2	1	–	–	–	–	2	1	–	–	–	–	–	–
4781	18	3	4	9	3	4	7	2	4	2	–	–	–	1	–	9	–	–
4782	–	2	3	–	2	3	–	2	–	–	–	3	–	–	–	–	–	–
4783	1	–	–	1	–	–	–	–	–	1	–	–	–	–	–	–	–	–
4784	10	8	2	9	8	2	7	5	1	1	3	1	1	–	–	1	–	–
4789	3	3	3	–	3	3	–	–	3	–	3	–	–	–	–	3	–	–
4921	64	38	46	43	38	46	29	21	29	14	16	17	–	1	–	21	–	–
4922	13	9	2	5	9	2	5	7	–	–	2	2	–	–	–	8	–	–
4923	3	–	–	3	–	–	–	–	–	3	–	–	–	–	–	–	–	–
4929	7	4	1	4	4	1	3	1	–	1	3	–	–	–	1	3	–	–
4930	41	37	27	27	37	27	18	22	19	9	14	8	–	1	–	14	–	–
4940	3	–	4	3	–	4	3	–	3	–	–	1	–	–	–	–	–	–
5030	6	4	1	4	4	1	4	4	1	–	–	–	–	–	–	2	–	–
5111	3	3	1	3	3	1	2	–	–	1	3	1	–	–	–	–	–	–
5112	–	1	–	–	1	–	–	1	–	–	–	–	–	–	–	–	–	–
5211	1	–	–	–	–	–	–	–	–	–	–	–	–	–	–	1	–	–
5212	9	25	15	9	1	2	8	–	2	1	1	–	–	–	–	–	24	13
5223	2	3	–	1	2	–	–	2	–	1	–	–	–	–	–	1	1	–
5229	–	1	–	–	1	–	–	–	–	–	1	–	–	–	–	–	–	–
5231	2	1	1	2	1	1	1	–	1	1	1	–	–	–	–	–	–	–
5232	1	2	–	–	–	–	–	–	–	–	–	–	–	–	–	1	2	–
5239	1	1	–	1	1	–	1	1	–	–	–	–	–	–	–	–	–	–
5240	–	5	2	–	5	2	–	5	2	–	–	–	–	–	–	–	–	–
5250	1	1	1	1	1	1	1	1	1	–	–	–	–	–	–	–	–	–
5310	79	59	66	64	59	66	46	48	52	4	6	12	14	5	2	15	–	–
5320	3	–	–	2	–	–	1	–	–	1	–	–	–	–	–	1	–	–
5510	15	15	5	13	15	5	9	8	4	4	7	1	–	–	–	2	–	–
5611	35	21	12	26	21	12	15	13	7	10	8	5	1	–	–	9	–	–
5620	15	8	10	11	8	10	9	6	8	2	2	2	–	–	–	4	–	–
5821	2	–	–	2	–	–	–	–	–	2	–	–	–	–	–	–	–	–
5822	1	8	1	1	8	1	–	1	–	1	7	1	–	–	–	–	–	–
5829	–	1	–	–	1	–	–	1	–	–	–	–	–	–	–	–	–	–
5911	–	–	1	–	–	1	–	–	1	–	–	–	–	–	–	–	–	–
6010	1	3	2	–	3	2	–	1	1	–	2	1	–	–	–	1	–	–
6021	5	6	1	3	6	1	2	2	1	1	4	–	–	–	–	2	–	–
6022	–	–	1	–	–	1	–	–	1	–	–	–	–	–	–	–	–	–
6110	4	4	2	4	4	2	2	2	2	1	2	–	1	–	–	–	–	–
6120	1	1	–	1	1	–	–	–	–	1	1	–	–	–	–	–	–	–
6141	–	1	–	–	1	–	–	1	–	–	–	–	–	–	–	–	–	–
6190	4	1	1	3	1	1	3	1	1	–	–	–	–	–	–	1	–	–
6201	5	5	3	4	1	2	–	–	1	4	1	1	–	–	–	1	4	1
6203	–	1	–	–	1	–	–	1	–	–	–	–	–	–	–	–	–	–
6204	–	1	–	–	1	–	–	1	–	–	–	–	–	–	–	–	–	–
6209	2	–	–	2	–	–	1	–	–	1	–	–	–	–	–	–	–	–
6311	–	–	1	–	–	–	–	–	–	–	–	–	–	–	–	–	–	1
6421	11	6	4	5	6	4	2	3	2	–	1	2	3	2	–	6	–	–
6422	16	19	24	7	19	24	4	12	14	1	–	4	2	7	6	9	–	–
6423	2	2	6	2	2	6	1	1	2	1	–	4	–	1	–	–	–	–
6435	–	1	1	–	–	1	–	–	1	–	–	–	–	–	–	–	1	–
6462	1	–	–	1	–	–	–	–	–	1	–	–	–	–	–	–	–	–
6511	1	–	–	1	–	–	1	–	–	–	–	–	–	–	–	–	–	–
6541	–	–	1	–	–	1	–	–	–	–	–	1	–	–	–	–	–	–
6550	10	2	3	9	2	3	3	–	1	3	2	2	3	–	–	1	–	–
6612	–	1	–	–	1	–	–	–	–	–	1	–	–	–	–	–	–	–
6613	6	14	11	4	14	11	2	13	10	1	1	1	1	–	–	2	–	–
6619	1	–	–	–	–	–	–	–	–	–	–	–	–	–	–	1	–	–
6622	–	1	–	–	1	–	–	1	–	–	–	–	–	–	–	–	–	–
6810	3	1	4	3	1	4	2	–	3	1	1	1	–	–	–	–	–	–
6821	1	–	–	–	–	–	–	–	–	–	–	–	–	–	–	1	–	–
6822	2	1	–	1	1	–	1	–	–	–	1	–	–	–	–	1	–	–
6911	2	–	–	2	–	–	–	–	–	2	–	–	–	–	–	–	–	–
6920	2	3	1	2	3	1	1	1	1	1	2	–	–	–	–	–	–	–
7020	1	3	5	1	3	5	–	–	1	1	3	4	–	–	–	–	–	–
7111	–	1	–	–	1	–	–	–	–	–	–	–	–	1	–	–	–	–
7112	39	20	10	36	20	10	31	11	7	5	9	3	–	–	–	3	–	–
7119	4	11	1	4	11	1	4	11	1	–	–	–	–	–	–	–	–	–
7120	4	2	–	3	2	–	1	2	–	1	–	–	1	–	–	1	–	–
7210	6	2	5	5	2	5	3	–	5	2	2	–	–	–	–	1	–	–
7220	–	1	–	–	–	–	–	–	–	–	–	–	–	–	–	–	1	–

Capítulo 16 - Sergipe

16.1 - Quantidade de acidentes do trabalho, por situação do registro e motivo, segundo a Classificação Nacional de Atividades Econômicas (CNAE), no estado de Sergipe - 2013/2015

(conclusão)

CNAE	QUANTIDADE DE ACIDENTES DO TRABALHO																	
	Total			Com CAT Registrada												Sem CAT Registrada		
				Total			Motivo											
							Típico			Trajeto			Doença do Trabalho					
	2013	2014	2015	2013	2014	2015	2013	2014	2015	2013	2014	2015	2013	2014	2015	2013	2014	2015
7311	–	–	5	–	–	5	–	–	4	–	–	1	–	–	–	–	–	–
7320	1	2	–	1	1	–	–	–	–	1	1	–	–	–	–	–	1	–
7420	–	1	–	–	–	–	–	–	–	–	–	–	–	–	–	–	1	–
7490	4	5	1	3	5	1	2	3	1	1	2	–	–	–	–	1	–	–
7500	1	–	–	1	–	–	1	–	–	–	–	–	–	–	–	–	–	–
7711	2	3	3	–	3	3	–	1	1	–	2	2	–	–	–	2	–	–
7721	–	1	–	–	1	–	–	1	–	–	–	–	–	–	–	–	–	–
7723	–	1	–	–	1	–	–	–	–	–	1	–	–	–	–	–	–	–
7731	1	1	2	–	1	2	–	1	2	–	–	–	–	–	–	1	–	–
7732	4	2	4	4	2	4	3	2	2	1	–	2	–	–	–	–	–	–
7733	2	–	–	2	–	–	–	–	–	2	–	–	–	–	–	–	–	–
7739	10	2	3	8	2	3	6	2	2	2	–	1	–	–	–	2	–	–
7810	3	1	1	2	1	1	1	1	1	1	–	–	–	–	–	1	–	–
7820	25	16	12	18	16	12	7	13	4	9	3	8	2	–	–	7	–	–
7830	11	3	2	11	3	2	5	–	1	6	3	1	–	–	–	–	–	–
7911	1	3	–	1	3	–	–	–	–	1	3	–	–	–	–	–	–	–
8011	23	16	18	19	16	18	6	2	7	13	13	11	–	1	–	4	–	–
8012	17	17	21	15	17	21	10	9	9	5	8	12	–	–	–	2	–	–
8020	2	1	2	1	1	2	1	1	1	–	–	1	–	–	–	1	–	–
8030	–	1	1	–	–	–	–	–	–	–	–	–	–	–	–	–	1	1
8111	2	1	1	2	1	1	1	1	1	1	–	–	–	–	–	–	–	–
8112	30	14	17	24	14	17	8	5	12	16	7	5	–	2	–	6	–	–
8121	29	10	12	17	10	12	12	6	10	5	4	2	–	–	–	12	–	–
8122	2	1	–	2	1	–	1	–	–	1	1	–	–	–	–	–	–	–
8129	1	1	–	1	1	–	1	1	–	–	–	–	–	–	–	–	–	–
8130	–	2	1	–	2	1	–	2	1	–	–	–	–	–	–	–	–	–
8211	9	8	–	7	7	–	–	2	–	7	4	–	–	1	–	2	1	–
8219	2	2	–	1	2	–	1	2	–	–	–	–	–	–	–	1	–	–
8220	11	25	12	10	25	12	4	6	1	6	17	11	–	2	–	1	–	–
8299	2	9	7	1	9	7	–	1	4	–	8	3	1	–	–	1	–	–
8411	58	16	9	13	16	9	10	13	6	1	1	1	2	2	2	45	–	–
8412	8	7	11	7	7	11	4	6	11	3	1	–	–	–	–	1	–	–
8423	5	–	–	4	–	–	1	–	–	3	–	–	–	–	–	1	–	–
8511	1	13	9	1	–	–	1	–	–	–	–	–	–	–	–	–	13	9
8512	–	2	1	–	2	1	–	1	1	–	1	–	–	–	–	–	–	–
8513	4	2	1	2	2	1	1	2	1	1	–	–	–	–	–	2	–	–
8520	3	1	2	3	1	2	2	1	2	1	–	–	–	–	–	–	–	–
8531	7	7	7	7	7	5	6	6	3	1	1	2	–	–	–	–	–	2
8532	2	3	6	1	3	5	–	1	4	1	2	1	–	–	–	1	–	1
8541	1	–	–	1	–	–	–	–	–	1	–	–	–	–	–	–	–	–
8542	–	1	1	–	1	1	–	–	1	–	–	–	–	1	–	–	–	–
8550	1	–	3	1	–	3	1	–	3	–	–	–	–	–	–	–	–	–
8599	5	3	3	3	3	3	2	2	3	–	1	–	1	–	–	2	–	–
8610	383	378	344	364	378	344	302	319	286	59	57	56	3	2	2	19	–	–
8621	–	–	1	–	–	1	–	–	1	–	–	–	–	–	–	–	–	–
8630	14	8	8	11	8	8	5	6	5	6	2	2	–	–	1	3	–	–
8640	15	23	23	13	23	23	7	18	20	5	5	3	1	–	–	2	–	–
8650	1	–	–	1	–	–	–	–	–	1	–	–	–	–	–	–	–	–
8660	–	6	6	–	6	6	–	6	6	–	–	–	–	–	–	–	–	–
8690	–	1	–	–	1	–	–	–	–	–	1	–	–	–	–	–	–	–
8712	2	3	3	2	3	3	1	1	1	1	2	2	–	–	–	–	–	–
8800	6	1	7	6	1	7	6	1	6	–	–	1	–	–	–	–	–	–
9001	2	–	–	1	–	–	–	–	–	1	–	–	–	–	–	1	–	–
9312	1	–	1	–	–	1	–	–	1	–	–	–	–	–	–	1	–	–
9313	3	1	–	1	1	–	1	–	–	–	1	–	–	–	–	2	–	–
9319	2	–	–	1	–	–	1	–	–	–	–	–	–	–	–	1	–	–
9411	1	–	–	–	–	–	–	–	–	–	–	–	–	–	–	1	–	–
9412	1	–	–	–	–	–	–	–	–	–	–	–	–	–	–	1	–	–
9420	2	–	1	2	–	1	2	–	1	–	–	–	–	–	–	–	–	–
9430	3	2	2	1	2	2	–	–	–	1	2	2	–	–	–	2	–	–
9491	5	1	1	3	1	1	2	–	–	1	–	1	–	1	–	2	–	–
9499	–	–	3	–	–	3	–	–	3	–	–	–	–	–	–	–	–	–
9511	3	–	1	2	–	1	1	–	1	1	–	–	–	–	–	1	–	–
9521	2	–	–	1	–	–	1	–	–	–	–	–	–	–	–	1	–	–
9529	2	1	–	1	1	–	–	1	–	1	–	–	–	–	–	1	–	–
9601	10	5	6	9	5	6	3	2	3	5	3	3	1	–	–	1	–	–
9602	5	1	1	–	1	1	–	–	1	–	1	–	–	–	–	5	–	–
9603	3	1	–	2	1	–	–	–	–	2	1	–	–	–	–	1	–	–
9609	–	1	–	–	1	–	–	–	–	–	1	–	–	–	–	–	–	–
9700	–	1	–	–	1	–	–	–	–	–	1	–	–	–	–	–	–	–
Ignorado	107	622	463	5	8	10	4	7	9	1	1	1	–	–	–	102	614	453

Fonte: DATAPREV, CAT, SUB.

Nota: Os dados são preliminares, estando sujeitos a correções.

Capítulo 16 - Sergipe

16.2 - Quantidade de acidentes do trabalho, por situação do registro e motivo, segundo os grupos de idade e sexo, no estado de Sergipe - 2013/2015

GRUPOS DE IDADE E SEXO	QUANTIDADE DE ACIDENTES DO TRABALHO																	
	Total			Com CAT Registrada												Sem CAT Registrada		
				Total			Motivo											
							Típico			Trajeto			Doença do Trabalho					
	2013	2014	2015	2013	2014	2015	2013	2014	2015	2013	2014	2015	2013	2014	2015	2013	2014	2015
TOTAL	**3.315**	**3.223**	**2.680**	**2.587**	**2.511**	**2.166**	**1.944**	**1.855**	**1.649**	**556**	**581**	**488**	**87**	**75**	**29**	**728**	**712**	**514**
Masculino	**2.351**	**2.259**	**1.893**	**1.930**	**1.812**	**1.560**	**1.488**	**1.366**	**1.193**	**397**	**402**	**348**	**45**	**44**	**19**	**421**	**447**	**333**
Feminino	**964**	**964**	**787**	**657**	**699**	**606**	**456**	**489**	**456**	**159**	**179**	**140**	**42**	**31**	**10**	**307**	**265**	**181**
Ignorado	**–**	**–**	**–**	**–**	**–**	**–**	**–**	**–**	**–**	**–**	**–**	**–**	**–**	**–**	**–**	**–**	**–**	**–**
Até 19 anos	58	58	58	51	52	52	44	33	37	6	18	15	1	1	–	7	6	6
Masculino	51	44	48	46	40	42	41	25	31	5	14	11	–	1	–	5	4	6
Feminino	7	14	10	5	12	10	3	8	6	1	4	4	1	–	–	2	2	–
Ignorado	–	–	–	–	–	–	–	–	–	–	–	–	–	–	–	–	–	–
20 a 24 anos	465	472	370	412	405	315	310	305	238	98	98	77	4	2	–	53	67	55
Masculino	374	379	282	338	331	247	255	253	199	82	76	48	1	2	–	36	48	35
Feminino	91	93	88	74	74	68	55	52	39	16	22	29	3	–	–	17	19	20
Ignorado	–	–	–	–	–	–	–	–	–	–	–	–	–	–	–	–	–	–
25 a 29 anos	641	575	464	537	490	399	391	363	295	135	117	101	11	10	3	104	85	65
Masculino	469	396	339	410	342	298	312	260	218	92	77	79	6	5	1	59	54	41
Feminino	172	179	125	127	148	101	79	103	77	43	40	22	5	5	2	45	31	24
Ignorado	–	–	–	–	–	–	–	–	–	–	–	–	–	–	–	–	–	–
30 a 34 anos	672	557	520	542	435	435	402	311	331	124	113	100	16	11	4	130	122	85
Masculino	451	361	347	380	289	289	289	217	215	84	67	70	7	5	4	71	72	58
Feminino	221	196	173	162	146	146	113	94	116	40	46	30	9	6	–	59	50	27
Ignorado	–	–	–	–	–	–	–	–	–	–	–	–	–	–	–	–	–	–
35 a 39 anos	472	514	419	361	405	330	281	295	262	67	94	65	13	16	3	111	109	89
Masculino	305	355	285	240	287	235	191	208	188	42	67	47	7	12	–	65	68	50
Feminino	167	159	134	121	118	95	90	87	74	25	27	18	6	4	3	46	41	39
Ignorado	–	–	–	–	–	–	–	–	–	–	–	–	–	–	–	–	–	–
40 a 44 anos	338	395	305	240	283	246	186	215	191	44	54	49	10	14	6	98	112	59
Masculino	240	266	204	180	200	168	140	154	130	35	40	34	5	6	4	60	66	36
Feminino	98	129	101	60	83	78	46	61	61	9	14	15	5	8	2	38	46	23
Ignorado	–	–	–	–	–	–	–	–	–	–	–	–	–	–	–	–	–	–
45 a 49 anos	286	264	237	202	184	172	144	136	130	40	36	37	18	12	5	84	80	65
Masculino	187	176	166	145	128	120	104	99	88	29	22	27	12	7	5	42	48	46
Feminino	99	88	71	57	56	52	40	37	42	11	14	10	6	5	–	42	32	19
Ignorado	–	–	–	–	–	–	–	–	–	–	–	–	–	–	–	–	–	–
50 a 54 anos	223	210	157	138	135	107	108	103	81	19	24	23	11	8	3	85	75	50
Masculino	145	139	111	102	95	78	86	72	57	12	18	19	4	5	2	43	44	33
Feminino	78	71	46	36	40	29	22	31	24	7	6	4	7	3	1	42	31	17
Ignorado	–	–	–	–	–	–	–	–	–	–	–	–	–	–	–	–	–	–
55 a 59 anos	115	119	107	69	81	76	54	63	59	12	17	13	3	1	4	46	38	31
Masculino	91	94	75	59	64	54	47	50	43	9	13	9	3	1	2	32	30	21
Feminino	24	25	32	10	17	22	7	13	16	3	4	4	–	–	2	14	8	10
Ignorado	–	–	–	–	–	–	–	–	–	–	–	–	–	–	–	–	–	–
60 a 64 anos	34	53	31	28	37	24	20	27	18	8	10	5	–	–	1	6	16	7
Masculino	29	45	28	25	32	22	19	24	17	6	8	4	–	–	1	4	13	6
Feminino	5	8	3	3	5	2	1	3	1	2	2	1	–	–	–	2	3	1
Ignorado	–	–	–	–	–	–	–	–	–	–	–	–	–	–	–	–	–	–
65 a 69 anos	10	4	9	6	4	7	3	4	4	3	–	3	–	–	–	4	–	2
Masculino	8	4	5	4	4	4	3	4	4	1	–	–	–	–	–	4	–	1
Feminino	2	–	4	2	–	3	–	–	–	2	–	3	–	–	–	–	–	1
Ignorado	–	–	–	–	–	–	–	–	–	–	–	–	–	–	–	–	–	–
70 anos e mais	1	2	3	1	–	3	1	–	3	–	–	–	–	–	–	–	2	–
Masculino	1	–	3	1	–	3	1	–	3	–	–	–	–	–	–	–	–	–
Feminino	–	2	–	–	–	–	–	–	–	–	–	–	–	–	–	–	2	–
Ignorado	–	–	–	–	–	–	–	–	–	–	–	–	–	–	–	–	–	–
Ignorada	–	–	–	–	–	–	–	–	–	–	–	–	–	–	–	–	–	–
Masculino	–	–	–	–	–	–	–	–	–	–	–	–	–	–	–	–	–	–
Feminino	–	–	–	–	–	–	–	–	–	–	–	–	–	–	–	–	–	–
Ignorado	–	–	–	–	–	–	–	–	–	–	–	–	–	–	–	–	–	–

Fonte: DATAPREV, CAT, SUB.
Nota: Os dados são preliminares, estando sujeitos a correções.

Capítulo 16 - Sergipe

16.3 - Quantidade mensal de acidentes do trabalho, por situação do registro e motivo, no estado de Sergipe - 2013/2015

MESES	QUANTIDADE DE ACIDENTES DO TRABALHO																	
	Total			Com CAT Registrada												Sem CAT Registrada		
				Total			Motivo											
							Típico			Trajeto			Doença do Trabalho					
	2013	2014	2015	2013	2014	2015	2013	2014	2015	2013	2014	2015	2013	2014	2015	2013	2014	2015
TOTAL	**3.315**	**3.223**	**2.680**	**2.587**	**2.511**	**2.166**	**1.944**	**1.855**	**1.649**	**556**	**581**	**488**	**87**	**75**	**29**	**728**	**712**	**514**
Janeiro	305	271	238	239	220	186	188	165	130	44	45	55	7	10	1	66	51	52
Fevereiro	245	300	249	199	241	184	161	163	143	30	68	38	8	10	3	46	59	65
Março	301	270	214	229	197	161	167	145	132	55	49	25	7	3	4	72	73	53
Abril	283	308	227	230	244	188	182	175	137	42	59	47	6	10	4	53	64	39
Maio	271	248	230	201	192	189	148	141	146	45	45	41	8	6	2	70	56	41
Junho	202	207	207	164	171	163	119	127	117	36	39	42	9	5	4	38	36	44
Julho	253	254	244	209	197	197	154	144	152	49	52	43	6	1	2	44	57	47
Agosto	294	278	228	236	218	186	173	156	141	58	56	44	5	6	1	58	60	42
Setembro	299	260	212	218	202	179	162	153	136	51	45	41	5	4	2	81	58	33
Outubro	327	297	235	253	230	187	180	177	150	57	49	35	16	4	2	74	67	48
Novembro	263	288	216	198	220	188	156	169	144	35	40	42	7	11	2	65	68	28
Dezembro	272	242	180	211	179	158	154	140	121	54	34	35	3	5	2	61	63	22

Fonte: DATAPREV, CAT, SUB.
Nota: Os dados são preliminares, estando sujeitos a correções.

DISTRIBUIÇÃO DE ACIDENTES DO TRABALHO, POR MOTIVO, NO ESTADO DE SERGIPE - 2015

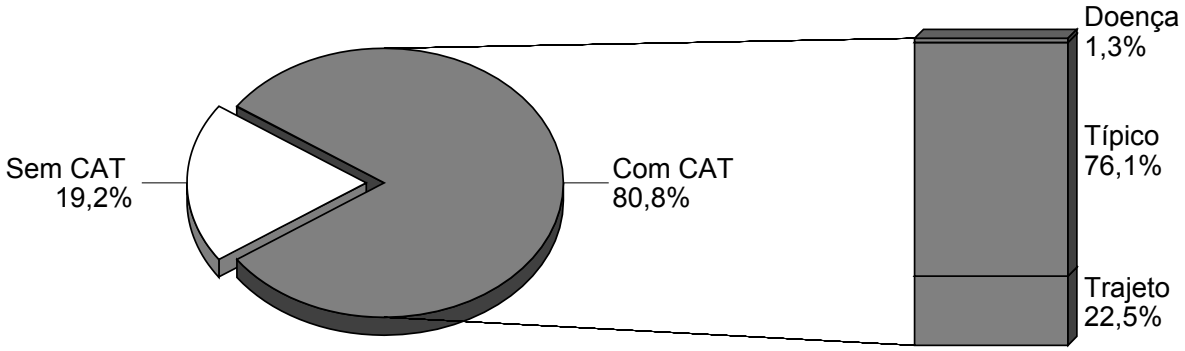

Fonte: DATAPREV, CAT, SUB.

Capítulo 17 - Bahia

17.1 - Quantidade de acidentes do trabalho, por situação do registro e motivo, segundo a Classificação Nacional de Atividades Econômicas (CNAE), no estado da Bahia - 2013/2015

(continua)

CNAE	QUANTIDADE DE ACIDENTES DO TRABALHO																	
	Total			Com CAT Registrada												Sem CAT Registrada		
				Total			Motivo											
							Típico			Trajeto			Doença do Trabalho					
	2013	2014	2015	2013	2014	2015	2013	2014	2015	2013	2014	2015	2013	2014	2015	2013	2014	2015
TOTAL	**22.000**	**21.724**	**17.599**	**13.508**	**13.746**	**11.818**	**10.217**	**10.101**	**8.850**	**2.560**	**2.660**	**2.402**	**731**	**985**	**566**	**8.492**	**7.978**	**5.781**
0111	20	78	53	18	23	22	15	22	20	3	1	2	–	–	–	2	55	31
0112	41	75	44	34	51	30	28	49	26	6	2	3	–	–	1	7	24	14
0113	14	11	6	8	8	4	7	6	4	1	2	–	–	–	–	6	3	2
0114	23	34	30	20	29	23	12	21	14	6	7	9	2	1	–	3	5	7
0115	62	67	51	49	67	51	41	56	41	7	10	9	1	1	1	13	–	–
0116	2	2	–	1	2	–	1	2	–	–	–	–	–	–	–	1	–	–
0119	38	19	37	31	19	37	29	18	36	2	1	1	–	–	–	7	–	–
0121	12	15	16	4	3	9	2	1	4	2	1	4	–	1	1	8	12	7
0122	4	–	1	2	–	1	–	–	1	2	–	–	–	–	–	2	–	–
0131	6	4	3	3	4	3	3	1	2	–	2	1	–	1	–	3	–	–
0132	69	53	41	56	53	41	48	49	34	7	4	6	1	–	1	13	–	–
0133	118	108	99	89	108	99	85	96	88	3	12	10	1	–	1	29	–	–
0134	71	37	22	45	32	20	42	24	18	3	8	2	–	–	–	26	5	2
0135	66	35	41	30	35	41	26	32	34	3	3	4	1	–	3	36	–	–
0139	37	29	16	29	27	16	25	23	13	4	4	3	–	–	–	8	2	–
0141	17	19	41	16	19	41	11	15	30	4	4	10	1	–	1	1	–	–
0142	2	1	–	2	1	–	2	1	–	–	–	–	–	–	–	–	–	–
0151	151	71	50	95	71	50	72	55	41	23	14	9	–	2	–	56	–	–
0152	–	1	1	–	1	1	–	1	1	–	–	–	–	–	–	–	–	–
0153	2	–	2	–	–	2	–	–	1	–	–	1	–	–	–	2	–	–
0154	1	–	–	–	–	–	–	–	–	–	–	–	–	–	–	1	–	–
0155	34	35	27	31	35	27	24	28	19	7	7	6	–	–	2	3	–	–
0159	2	3	1	1	3	1	1	3	1	–	–	–	–	–	–	1	–	–
0161	47	46	44	31	46	44	25	34	32	5	9	10	1	3	2	16	–	–
0162	9	4	8	4	4	8	4	4	7	–	–	1	–	–	–	5	–	–
0163	4	1	1	3	1	1	1	–	–	2	1	1	–	–	–	1	–	–
0210	96	45	46	85	45	46	78	35	39	5	10	4	2	–	3	11	–	–
0220	10	10	1	10	10	–	10	10	–	–	–	–	–	–	–	–	–	1
0230	143	87	109	115	87	109	106	75	60	8	11	48	1	1	1	28	–	–
0311	2	1	3	–	1	3	–	1	3	–	–	–	–	–	–	2	–	–
0312	–	–	1	–	–	1	–	–	1	–	–	–	–	–	–	–	–	–
0321	12	9	18	12	9	17	12	9	15	–	–	2	–	–	–	–	–	1
0322	1	1	–	–	1	–	–	–	–	–	1	–	–	–	–	1	–	–
0600	103	97	58	97	97	58	77	85	43	17	11	11	3	1	4	6	–	–
0710	3	7	1	3	7	1	3	4	1	–	2	–	–	1	–	–	–	–
0724	88	43	36	78	43	36	73	34	35	2	5	–	3	4	1	10	–	–
0725	45	28	27	42	28	27	37	25	22	5	3	5	–	–	–	3	–	–
0729	86	93	86	72	93	86	70	91	78	2	1	8	–	1	–	14	–	–
0810	34	34	30	22	34	30	18	26	28	4	7	2	–	1	–	12	–	–
0891	12	3	1	11	3	1	11	2	1	–	1	–	–	–	–	1	–	–
0892	–	1	–	–	1	–	–	1	–	–	–	–	–	–	–	–	–	–
0893	–	–	4	–	–	4	–	–	3	–	–	1	–	–	–	–	–	–
0899	25	31	23	19	31	23	17	28	21	1	3	2	1	–	–	6	–	–
0910	79	44	30	65	44	30	56	36	25	2	5	4	7	3	1	14	–	–
0990	–	1	1	–	1	1	–	–	1	–	1	–	–	–	–	–	–	–
1011	52	48	41	29	48	41	23	41	35	6	6	5	–	1	1	23	–	–
1012	61	57	37	45	33	27	40	23	20	5	9	6	–	1	1	16	24	10
1013	38	52	35	31	52	35	28	52	33	2	–	1	1	–	1	7	–	–
1020	13	5	5	11	5	5	8	1	5	3	4	–	–	–	–	2	–	–
1031	5	2	3	2	2	2	–	1	1	2	1	–	–	–	1	3	–	1
1032	3	3	–	2	3	–	2	2	–	–	1	–	–	–	–	1	–	–
1033	20	5	2	12	5	2	9	4	1	2	1	–	1	–	1	8	–	–
1041	22	20	14	21	20	14	16	14	11	5	6	3	–	–	–	1	–	–
1042	13	14	13	13	14	13	10	12	11	3	1	2	–	1	–	–	–	–
1051	2	1	3	2	1	3	2	1	3	–	–	–	–	–	–	–	–	–
1052	32	18	14	20	18	14	16	9	8	4	6	4	–	3	2	12	–	–
1053	2	4	6	–	4	6	–	4	5	–	–	1	–	–	–	2	–	–
1061	1	2	2	1	2	2	1	2	2	–	–	–	–	–	–	–	–	–
1062	82	62	58	73	62	58	46	51	49	26	7	5	1	4	4	9	–	–
1063	2	–	–	1	–	–	–	–	–	1	–	–	–	–	–	1	–	–
1064	3	8	6	2	8	6	2	5	3	–	3	3	–	–	–	1	–	–
1065	2	–	5	1	–	5	1	–	4	–	–	1	–	–	–	1	–	–
1066	27	19	16	21	19	16	17	15	10	4	3	5	–	1	1	6	–	–
1069	5	2	1	2	2	1	1	–	–	1	1	–	–	1	1	3	–	–
1071	150	158	101	128	158	101	120	146	97	7	10	4	1	2	–	22	–	–
1081	7	7	8	2	7	8	–	1	7	2	1	1	–	5	–	5	–	–
1091	64	47	34	20	47	34	12	34	24	7	10	10	1	3	–	44	–	–
1092	20	22	18	11	22	18	8	11	11	–	6	4	3	5	3	9	–	–
1093	36	39	41	29	39	41	25	31	33	3	5	4	1	3	4	7	–	–
1094	3	2	6	2	2	6	1	2	5	1	–	1	–	–	–	1	–	–
1095	1	2	–	1	2	–	1	2	–	–	–	–	–	–	–	–	–	–
1096	11	6	6	9	6	6	1	4	6	8	2	–	–	–	–	2	–	–
1099	91	51	49	60	51	49	14	8	13	6	1	2	40	42	34	31	–	–

Capítulo 17 - Bahia

17.1 - Quantidade de acidentes do trabalho, por situação do registro e motivo, segundo a Classificação Nacional de Atividades Econômicas (CNAE), no estado da Bahia - 2013/2015

(continuação)

CNAE	QUANTIDADE DE ACIDENTES DO TRABALHO																	
	Total			Com CAT Registrada												Sem CAT Registrada		
				Total			Motivo											
							Típico			Trajeto			Doença do Trabalho					
	2013	2014	2015	2013	2014	2015	2013	2014	2015	2013	2014	2015	2013	2014	2015	2013	2014	2015
1111	–	3	7	–	–	2	–	–	1	–	–	1	–	–	–	–	3	5
1112	4	3	2	4	3	1	4	3	1	–	–	–	–	–	–	–	–	1
1113	59	81	53	54	79	52	45	66	44	8	12	7	1	1	1	5	2	1
1121	19	14	26	19	11	19	14	9	18	5	2	1	–	–	–	–	3	7
1122	193	141	103	174	141	103	135	123	76	21	17	20	18	1	7	19	–	–
1210	3	–	–	3	–	–	3	–	–	–	–	–	–	–	–	–	–	–
1220	3	–	–	1	–	–	1	–	–	–	–	–	–	–	–	2	–	–
1311	9	7	7	5	7	7	5	7	7	–	–	–	–	–	–	4	–	–
1312	27	19	11	22	19	11	20	17	10	2	2	1	–	–	–	5	–	–
1313	6	3	5	5	3	5	5	3	5	–	–	–	–	–	–	1	–	–
1314	–	2	2	–	2	2	–	2	2	–	–	–	–	–	–	–	–	–
1321	4	1	1	–	1	1	–	1	1	–	–	–	–	–	–	4	–	–
1322	3	1	1	–	1	1	–	1	1	–	–	–	–	–	–	3	–	–
1323	52	31	26	48	31	26	47	29	24	–	1	2	1	1	–	4	–	–
1330	3	–	3	–	–	3	–	–	3	–	–	–	–	–	–	3	–	–
1340	10	4	6	3	4	6	3	4	5	–	–	1	–	–	–	7	–	–
1351	12	17	16	7	1	6	7	1	6	–	–	–	–	–	–	5	16	10
1352	2	2	–	–	2	–	–	1	–	–	1	–	–	–	–	2	–	–
1353	1	–	2	1	–	2	1	–	2	–	–	–	–	–	–	–	–	–
1354	30	5	7	24	5	7	20	5	6	4	–	1	–	–	–	6	–	–
1359	24	1	3	15	1	3	5	–	1	10	1	2	–	–	–	9	–	–
1411	3	1	1	–	1	1	–	–	1	–	1	–	–	–	–	3	–	–
1412	71	35	16	21	35	16	12	14	9	7	18	7	2	3	–	50	–	–
1413	5	6	2	–	6	2	–	2	1	–	4	1	–	–	–	5	–	–
1414	1	1	4	–	1	2	–	1	–	–	–	1	–	–	1	1	–	2
1421	63	24	13	25	24	13	21	18	7	3	5	4	1	1	2	38	–	–
1422	2	2	1	1	1	1	1	1	–	–	–	–	–	–	1	1	1	–
1510	34	53	22	30	53	22	25	45	14	2	1	2	3	7	6	4	–	–
1521	3	2	1	–	1	–	–	–	–	–	1	–	–	–	–	3	1	1
1529	4	2	1	2	2	1	2	1	1	–	–	–	–	1	–	2	–	–
1531	231	133	122	165	133	122	98	81	68	61	49	52	6	3	2	66	–	–
1533	9	3	3	8	3	3	5	3	3	3	–	–	–	–	–	1	–	–
1539	6	3	3	4	3	3	1	1	–	3	2	3	–	–	–	2	–	–
1540	5	2	2	–	2	2	–	2	2	–	–	–	–	–	–	5	–	–
1610	14	26	17	11	22	11	11	22	9	–	–	2	–	–	–	3	4	6
1621	1	–	–	1	–	–	1	–	–	–	–	–	–	–	–	–	–	–
1622	23	19	9	10	19	9	8	15	7	1	4	2	1	–	–	13	–	–
1623	16	5	4	8	5	4	8	5	4	–	–	–	–	–	–	8	–	–
1629	4	3	5	3	3	5	3	2	5	–	1	–	–	–	–	1	–	–
1710	105	75	55	95	75	55	84	67	53	8	8	2	3	–	–	10	–	–
1721	12	12	13	8	12	11	7	9	10	1	2	1	–	1	–	4	–	2
1731	2	4	5	2	2	1	2	2	1	–	–	–	–	–	–	–	2	4
1732	7	3	–	6	3	–	5	2	–	–	1	–	1	–	–	1	–	–
1733	14	13	17	10	13	17	9	13	14	1	–	3	–	–	–	4	–	–
1741	4	11	2	2	4	–	1	4	–	1	–	–	–	–	–	2	7	2
1742	14	18	10	6	18	10	5	12	10	1	5	–	–	1	–	8	–	–
1749	4	1	4	4	–	1	4	–	1	–	–	–	–	–	–	–	1	3
1811	9	7	5	5	6	4	5	4	2	–	2	1	–	–	1	4	1	1
1812	–	6	6	–	1	–	–	1	–	–	–	–	–	–	–	–	5	6
1813	12	8	7	7	7	7	4	3	2	2	4	5	1	–	–	5	1	–
1821	1	2	2	–	1	2	–	1	–	–	–	2	–	–	–	1	1	–
1822	2	3	1	1	3	1	1	1	–	–	–	1	–	2	–	1	–	–
1910	–	4	5	–	–	–	–	–	–	–	–	–	–	–	–	–	4	5
1921	93	33	46	85	33	46	75	30	37	10	3	8	–	–	1	8	–	–
1922	–	2	–	–	2	–	–	1	–	–	1	–	–	–	–	–	–	–
1931	74	70	38	54	62	33	50	60	32	4	2	1	–	–	–	20	8	5
1932	26	21	29	23	21	28	19	15	24	4	5	4	–	1	–	3	–	1
2011	4	5	2	4	5	2	4	5	1	–	–	1	–	–	–	–	–	–
2013	107	52	42	105	52	42	94	45	39	9	7	3	2	–	–	2	–	–
2014	4	2	4	3	2	4	3	2	3	–	–	1	–	–	–	1	–	–
2019	23	21	28	23	21	28	19	18	24	4	1	2	–	2	2	–	–	–
2021	35	19	17	35	17	17	31	16	17	4	1	–	–	–	–	–	2	–
2022	25	27	26	24	25	26	22	22	24	2	3	2	–	–	–	1	2	–
2029	30	16	21	29	16	19	23	13	17	2	3	1	4	–	1	1	–	2
2031	15	12	13	14	11	13	13	11	10	1	–	3	–	–	–	1	1	–
2032	–	1	–	–	1	–	–	1	–	–	–	–	–	–	–	–	–	–
2040	11	18	16	9	15	12	5	11	12	4	4	–	–	–	–	2	3	4
2051	8	3	4	8	3	4	7	2	4	–	1	–	1	–	–	–	–	–
2052	2	1	2	2	1	2	2	1	2	–	–	–	–	–	–	–	–	–
2061	14	18	14	10	18	14	10	13	10	–	4	4	–	1	–	4	–	–
2062	13	3	15	11	3	15	8	3	15	–	–	–	3	–	–	2	–	–
2063	2	17	13	1	17	13	1	12	11	–	5	2	–	–	–	1	–	–
2071	26	28	6	20	28	6	10	10	2	3	4	–	7	14	4	6	–	–
2073	3	1	3	3	1	3	3	1	3	–	–	–	–	–	–	–	–	–
2091	1	3	4	1	1	1	1	1	1	–	–	–	–	–	–	–	2	3
2092	2	1	–	1	1	–	1	1	–	–	–	–	–	–	–	1	–	–
2099	49	42	42	45	42	42	40	39	37	1	2	5	4	1	–	4	–	–
2121	6	8	9	2	5	7	2	1	7	–	4	–	–	–	–	4	3	2
2122	6	2	–	4	2	–	4	1	–	–	1	–	–	–	–	2	–	–
2123	–	1	–	–	1	–	–	1	–	–	–	–	–	–	–	–	–	–
2211	270	137	136	181	136	135	136	110	107	32	17	17	13	9	11	89	1	1
2212	5	2	2	3	2	2	3	2	2	–	–	–	–	–	–	2	–	–

Capítulo 17 - Bahia

17.1 - Quantidade de acidentes do trabalho, por situação do registro e motivo, segundo a Classificação Nacional de Atividades Econômicas (CNAE), no estado da Bahia - 2013/2015

(continuação)

CNAE	QUANTIDADE DE ACIDENTES DO TRABALHO																	
	Total			Com CAT Registrada												Sem CAT Registrada		
				Total			Motivo											
							Típico			Trajeto			Doença do Trabalho					
	2013	2014	2015	2013	2014	2015	2013	2014	2015	2013	2014	2015	2013	2014	2015	2013	2014	2015
2219	52	88	58	41	49	17	32	39	10	5	7	3	4	3	4	11	39	41
2221	35	22	13	25	21	13	23	20	12	1	1	1	1	–	–	10	1	–
2222	137	122	83	117	121	78	100	114	69	14	6	7	3	1	2	20	1	5
2223	15	27	17	12	27	17	10	25	16	2	1	1	–	1	–	3	–	–
2229	126	81	73	105	81	73	86	69	64	9	10	7	10	2	2	21	–	–
2311	4	6	11	2	1	8	1	–	7	1	1	1	–	–	–	2	5	3
2319	6	5	7	1	5	7	1	5	5	–	–	2	–	–	–	5	–	–
2320	9	12	15	8	12	15	8	12	15	–	–	–	–	–	–	1	–	–
2330	153	90	71	111	90	71	104	82	66	6	6	5	1	2	–	42	–	–
2341	7	1	–	1	1	–	1	1	–	–	–	–	–	–	–	6	–	–
2342	168	71	51	102	71	51	86	58	47	15	12	4	1	1	–	66	–	–
2349	9	4	3	2	4	3	2	4	3	–	–	–	–	–	–	7	–	–
2391	20	9	12	10	9	12	6	4	9	3	5	3	1	–	–	10	–	–
2392	3	–	2	3	–	2	2	–	1	1	–	1	–	–	–	–	–	–
2399	4	8	4	4	8	4	3	8	4	1	–	–	–	–	–	–	–	–
2412	83	54	38	77	54	38	72	49	33	3	3	1	2	2	4	6	–	–
2421	–	1	2	–	–	1	–	–	–	–	–	–	–	–	1	–	1	1
2422	1	–	10	–	–	10	–	–	10	–	–	–	–	–	–	1	–	–
2423	31	14	25	21	14	25	16	12	8	1	–	2	4	2	15	10	–	–
2424	24	10	5	14	10	5	7	1	3	1	8	2	6	1	–	10	–	–
2439	1	–	–	–	–	–	–	–	–	–	–	–	–	–	–	1	–	–
2441	5	6	2	1	6	2	1	6	2	–	–	–	–	–	–	4	–	–
2442	–	2	2	–	–	–	–	–	–	–	–	–	–	–	–	–	2	2
2443	42	37	54	38	37	54	33	33	49	4	3	3	1	1	2	4	–	–
2449	1	–	1	1	–	1	1	–	1	–	–	–	–	–	–	–	–	–
2451	2	1	1	–	1	1	–	–	1	–	1	–	–	–	–	2	–	–
2452	2	3	–	1	–	–	–	–	–	1	–	–	–	–	–	1	3	–
2511	41	79	45	34	71	40	32	64	35	2	5	3	–	2	2	7	8	5
2512	44	30	23	36	29	23	29	21	19	5	7	3	2	1	1	8	1	–
2513	14	18	6	11	18	6	11	14	5	–	3	–	–	1	1	3	–	–
2521	10	8	7	9	6	7	9	6	6	–	–	1	–	–	–	1	2	–
2522	–	4	2	–	–	–	–	–	–	–	–	–	–	–	–	–	4	2
2531	4	–	1	3	–	1	3	–	1	–	–	–	–	–	–	1	–	–
2532	1	–	–	–	–	–	–	–	–	–	–	–	–	–	–	1	–	–
2539	21	18	4	13	18	4	12	16	4	1	1	–	–	1	–	8	–	–
2542	63	58	23	58	58	23	48	47	19	10	9	2	–	2	2	5	–	–
2543	1	1	–	1	1	–	–	1	–	1	–	–	–	–	–	–	–	–
2591	9	11	9	8	11	9	5	8	5	2	1	3	1	2	1	1	–	–
2592	9	4	1	7	4	1	6	1	1	–	3	–	1	–	–	2	–	–
2593	9	4	7	3	4	7	3	2	6	–	1	1	–	1	–	6	–	–
2599	26	19	15	18	19	15	17	17	13	1	–	1	–	2	1	8	–	–
2621	9	2	2	4	2	2	3	1	2	1	1	–	–	–	–	5	–	–
2622	3	3	1	3	3	1	1	2	1	2	–	–	–	1	–	–	–	–
2631	–	–	2	–	–	2	–	–	2	–	–	–	–	–	–	–	–	–
2640	1	2	2	–	2	2	–	1	–	–	–	1	–	1	1	1	–	–
2651	–	5	–	–	5	–	–	2	–	–	3	–	–	–	–	–	–	–
2670	2	–	–	2	–	–	1	–	–	1	–	–	–	–	–	–	–	–
2680	2	–	–	2	–	–	2	–	–	–	–	–	–	–	–	–	–	–
2710	3	7	7	3	7	7	2	5	7	1	2	–	–	–	–	–	–	–
2721	–	–	1	–	–	–	–	–	–	–	–	–	–	–	–	–	–	1
2722	3	2	1	2	–	–	2	–	–	–	–	–	–	–	–	1	2	1
2731	6	6	9	6	5	9	5	2	7	–	2	2	1	1	–	–	1	–
2733	6	1	6	6	1	6	4	1	6	2	–	–	–	–	–	–	–	–
2740	14	4	3	4	4	3	4	2	3	–	2	–	–	–	–	10	–	–
2751	1	4	3	1	1	–	–	1	–	1	–	–	–	–	–	–	3	3
2759	33	15	5	31	15	5	23	8	2	5	5	1	3	2	2	2	–	–
2790	16	8	6	7	8	6	4	6	4	2	1	–	1	1	2	9	–	–
2811	3	6	25	3	1	22	3	1	20	–	–	2	–	–	–	–	5	3
2812	–	2	–	–	–	–	–	–	–	–	–	–	–	–	–	–	2	–
2813	12	3	3	7	3	2	6	2	1	1	1	–	–	–	1	5	–	1
2821	–	1	–	–	–	–	–	–	–	–	–	–	–	–	–	–	1	–
2822	1	5	–	1	5	–	1	4	–	–	1	–	–	–	–	–	–	–
2823	1	1	3	–	1	3	–	–	2	–	–	1	–	1	–	1	–	–
2825	2	–	1	2	–	1	2	–	1	–	–	–	–	–	–	–	–	–
2829	6	6	3	5	6	3	5	5	3	–	1	–	–	–	–	1	–	–
2833	3	2	3	2	2	3	1	2	2	1	–	1	–	–	–	1	–	–
2840	1	–	–	1	–	–	–	–	–	1	–	–	–	–	–	–	–	–
2851	8	9	9	6	9	9	6	9	8	–	–	1	–	–	–	2	–	–
2852	–	–	1	–	–	1	–	–	–	–	–	–	–	–	1	–	–	–
2853	–	–	1	–	–	1	–	–	1	–	–	–	–	–	–	–	–	–
2861	–	–	1	–	–	1	–	–	1	–	–	–	–	–	–	–	–	–
2862	1	1	–	–	1	–	–	–	–	–	1	–	–	–	–	1	–	–
2866	–	1	–	–	1	–	–	1	–	–	–	–	–	–	–	–	–	–
2869	8	2	6	3	2	6	2	1	6	1	1	–	–	–	–	5	–	–
2910	119	77	47	92	68	44	69	51	27	17	11	9	6	6	8	27	9	3
2920	–	1	1	–	–	–	–	–	–	–	–	–	–	–	–	–	1	1
2930	15	4	8	10	4	8	9	3	5	1	1	3	–	–	–	5	–	–
2941	19	5	5	7	5	5	7	1	3	–	4	1	–	–	1	12	–	–
2943	4	4	3	3	4	3	3	3	3	–	–	–	–	1	–	1	–	–
2945	85	165	3	43	165	3	2	2	–	2	–	–	39	163	3	42	–	–
2949	128	93	53	103	93	53	87	62	39	4	11	2	12	20	12	25	–	–
2950	3	–	1	1	–	1	1	–	1	–	–	–	–	–	–	2	–	–

Capítulo 17 - Bahia

17.1 - Quantidade de acidentes do trabalho, por situação do registro e motivo, segundo a Classificação Nacional de Atividades Econômicas (CNAE), no estado da Bahia - 2013/2015

(continuação)

CNAE	QUANTIDADE DE ACIDENTES DO TRABALHO																	
	Total			Com CAT Registrada												Sem CAT Registrada		
				Total			Motivo											
							Típico			Trajeto			Doença do Trabalho					
	2013	2014	2015	2013	2014	2015	2013	2014	2015	2013	2014	2015	2013	2014	2015	2013	2014	2015
3011	23	48	22	22	48	22	22	45	17	–	3	4	–	–	1	1	–	–
3091	1	1	1	1	1	1	1	1	–	–	–	1	–	–	–	–	–	–
3092	–	1	1	–	1	1	–	1	1	–	–	–	–	–	–	–	–	–
3099	–	1	–	–	1	–	–	1	–	–	–	–	–	–	–	–	–	–
3101	61	23	21	24	23	21	20	17	16	4	6	3	–	–	2	37	–	–
3102	17	7	11	14	7	11	14	7	10	–	–	1	–	–	–	3	–	–
3103	6	3	2	4	3	2	4	3	1	–	–	1	–	–	–	2	–	–
3104	25	10	8	8	10	8	7	9	6	1	1	2	–	–	–	17	–	–
3212	–	1	–	–	–	–	–	–	–	–	–	–	–	–	–	–	1	–
3230	–	8	12	–	–	–	–	–	–	–	–	–	–	–	–	–	8	12
3250	6	5	4	1	5	4	1	2	3	–	3	1	–	–	–	5	–	–
3291	–	12	4	–	–	–	–	–	–	–	–	–	–	–	–	–	12	4
3292	15	8	1	10	8	1	4	4	1	–	2	–	6	2	–	5	–	–
3299	3	2	3	–	2	3	–	2	2	–	–	1	–	–	–	3	–	–
3311	3	4	6	3	4	6	3	4	4	–	–	2	–	–	–	–	–	–
3312	3	2	1	1	2	1	1	–	–	–	2	1	–	–	–	2	–	–
3313	6	6	9	3	6	9	3	4	7	–	2	2	–	–	–	3	–	–
3314	44	37	32	39	37	32	31	32	24	8	4	6	–	1	2	5	–	–
3316	–	–	1	–	–	1	–	–	–	–	–	1	–	–	–	–	–	–
3317	–	8	1	–	8	1	–	6	1	–	2	–	–	–	–	–	–	–
3319	12	5	1	8	5	1	4	2	1	3	3	–	1	–	–	4	–	–
3321	4	3	8	2	3	8	2	3	5	–	–	3	–	–	–	2	–	–
3329	4	8	6	3	8	6	1	2	4	2	6	2	–	–	–	1	–	–
3511	57	93	95	56	90	94	44	85	88	8	4	6	4	1	–	1	3	1
3512	3	1	5	1	1	5	–	1	2	–	–	2	1	–	1	2	–	–
3514	48	39	27	48	39	27	34	24	18	11	11	8	3	4	1	–	–	–
3520	4	5	4	4	5	4	1	3	4	3	2	–	–	–	–	–	–	–
3530	9	1	–	9	1	–	9	1	–	–	–	–	–	–	–	–	–	–
3600	113	87	94	89	87	94	60	66	71	27	18	20	2	3	3	24	–	–
3701	–	–	2	–	–	2	–	–	2	–	–	–	–	–	–	–	–	–
3702	7	3	9	4	3	9	4	3	8	–	–	1	–	–	–	3	–	–
3811	142	192	154	93	192	154	73	163	127	19	26	27	1	3	–	49	–	–
3812	3	3	–	2	3	–	2	2	–	–	–	–	–	1	–	1	–	–
3821	11	6	8	9	6	8	6	3	7	3	3	1	–	–	–	2	–	–
3822	10	6	2	10	6	2	10	6	2	–	–	–	–	–	–	–	–	–
3831	–	2	1	–	2	1	–	1	1	–	–	–	–	1	–	–	–	–
3832	6	2	4	4	2	4	4	2	3	–	–	–	–	–	1	2	–	–
3839	12	5	3	8	5	3	7	3	3	1	2	–	–	–	–	4	–	–
4110	336	137	69	236	137	69	216	118	62	15	16	5	5	3	2	100	–	–
4120	905	489	393	496	489	391	410	403	329	68	78	51	18	8	11	409	–	2
4211	154	178	272	112	178	272	91	159	245	19	19	25	2	–	2	42	–	–
4212	62	31	11	34	31	11	28	24	10	6	7	–	–	–	1	28	–	–
4213	19	5	5	7	5	5	7	3	4	–	1	1	–	1	–	12	–	–
4221	188	626	557	133	159	204	107	141	174	26	17	29	–	1	1	55	467	353
4222	40	44	52	28	44	52	16	35	38	12	7	13	–	2	1	12	–	–
4223	19	4	4	18	3	3	10	3	3	–	–	–	8	–	–	1	1	1
4291	28	61	8	25	61	8	23	57	7	2	4	1	–	–	–	3	–	–
4292	98	56	27	59	56	27	46	46	24	10	10	1	3	–	2	39	–	–
4299	246	98	89	176	98	89	161	87	75	11	7	12	4	4	2	70	–	–
4311	6	1	2	2	1	2	2	1	1	–	–	1	–	–	–	4	–	–
4312	8	5	5	5	5	5	5	4	4	–	1	1	–	–	–	3	–	–
4313	91	41	20	53	41	20	47	35	14	6	6	5	–	–	1	38	–	–
4319	1	–	–	1	–	–	–	–	–	1	–	–	–	–	–	–	–	–
4321	113	65	65	77	65	65	63	42	48	13	20	17	1	3	–	36	–	–
4322	24	13	15	14	13	15	10	9	7	3	3	8	1	1	–	10	–	–
4329	54	25	15	37	25	15	11	13	10	25	11	4	1	1	1	17	–	–
4330	69	31	20	33	31	20	22	22	13	6	7	5	5	2	2	36	–	–
4391	33	19	11	24	19	11	21	16	10	3	3	1	–	–	–	9	–	–
4399	121	58	44	74	58	44	59	43	33	13	12	9	2	3	2	47	–	–
4511	109	68	58	88	68	58	57	50	34	27	17	23	4	1	1	21	–	–
4512	6	3	5	5	–	2	5	–	2	–	–	–	–	–	–	1	3	3
4520	62	35	28	29	35	28	18	27	18	8	6	10	3	2	–	33	–	–
4530	109	80	56	51	80	56	34	50	30	16	24	23	1	6	3	58	–	–
4541	40	19	13	18	10	11	7	6	8	11	4	3	–	–	–	22	9	2
4543	1	1	2	–	1	2	–	–	–	–	1	2	–	–	–	1	–	–
4612	–	3	–	–	3	–	–	3	–	–	–	–	–	–	–	–	–	–
4613	–	–	1	–	–	1	–	–	1	–	–	–	–	–	–	–	–	–
4614	–	1	–	–	1	–	–	–	–	–	1	–	–	–	–	–	–	–
4615	1	–	–	–	–	–	–	–	–	–	–	–	–	–	–	1	–	–
4617	3	1	3	2	1	3	1	1	3	1	–	–	–	–	–	1	–	–
4618	2	1	–	2	1	–	1	1	–	1	–	–	–	–	–	–	–	–
4619	2	2	–	2	2	–	1	1	–	1	–	–	–	1	–	–	–	–
4621	–	1	3	–	1	3	–	1	–	–	–	3	–	–	–	–	–	–
4622	2	1	1	2	1	1	–	1	1	2	–	–	–	–	–	–	–	–
4623	19	6	11	12	6	11	4	5	10	8	1	–	–	–	1	7	–	–
4631	2	5	3	1	5	3	–	2	1	1	1	1	–	2	1	1	–	–
4632	19	19	10	7	19	10	5	8	4	2	11	6	–	–	–	12	–	–
4633	14	12	8	6	12	8	4	9	5	1	3	2	1	–	1	8	–	–
4634	19	17	10	15	17	10	13	15	9	2	1	–	–	1	1	4	–	–
4635	217	184	209	158	184	209	108	130	146	48	54	60	2	–	3	59	–	–
4636	12	9	5	6	9	5	5	6	3	1	2	2	–	1	–	6	–	–
4637	6	9	8	3	9	8	1	5	3	–	3	5	2	1	–	3	–	–

Capítulo 17 - Bahia

17.1 - Quantidade de acidentes do trabalho, por situação do registro e motivo, segundo a Classificação Nacional de Atividades Econômicas (CNAE), no estado da Bahia - 2013/2015

(continuação)

CNAE	QUANTIDADE DE ACIDENTES DO TRABALHO																	
	Total			Com CAT Registrada												Sem CAT Registrada		
				Total			Motivo											
							Típico			Trajeto			Doença do Trabalho					
	2013	2014	2015	2013	2014	2015	2013	2014	2015	2013	2014	2015	2013	2014	2015	2013	2014	2015
4639	77	63	39	50	63	39	28	43	29	18	15	7	4	5	3	27	–	–
4641	–	3	4	–	3	4	–	1	3	–	2	1	–	–	–	–	–	–
4642	–	1	–	–	1	–	–	–	–	–	1	–	–	–	–	–	–	–
4644	25	18	11	20	18	11	11	11	7	8	6	3	1	1	1	5	–	–
4645	2	4	2	1	4	2	–	2	–	1	1	1	–	1	1	1	–	–
4646	30	15	12	17	15	12	7	9	7	4	4	4	6	2	1	13	–	–
4647	4	5	1	4	5	1	2	3	–	2	2	1	–	–	–	–	–	–
4649	29	35	34	18	35	34	11	27	21	7	8	11	–	–	2	11	–	–
4652	2	9	4	2	9	4	2	7	2	–	2	2	–	–	–	–	–	–
4661	12	7	11	8	7	11	7	5	5	1	2	6	–	–	–	4	–	–
4662	5	11	5	5	11	5	3	8	3	2	2	2	–	1	–	–	–	–
4663	8	3	2	4	3	2	3	1	2	–	2	–	1	–	–	4	–	–
4664	–	–	1	–	–	1	–	–	1	–	–	–	–	–	–	–	–	–
4665	1	5	3	–	5	3	–	5	2	–	–	1	–	–	–	1	–	–
4669	7	12	3	5	12	3	3	7	1	2	4	2	–	1	–	2	–	–
4671	2	1	1	–	1	1	–	1	1	–	–	–	–	–	–	2	–	–
4672	17	8	15	12	8	15	8	6	11	2	2	4	2	–	–	5	–	–
4673	5	5	3	4	5	3	2	5	3	2	–	–	–	–	–	1	–	–
4674	4	2	–	2	2	–	2	2	–	–	–	–	–	–	–	2	–	–
4679	17	8	3	7	8	3	4	5	3	3	3	–	–	–	–	10	–	–
4681	21	8	9	12	8	9	8	4	6	3	3	3	1	1	–	9	–	–
4682	20	19	23	18	19	23	17	17	20	1	2	2	–	–	1	2	–	–
4683	7	4	2	2	4	2	–	1	2	2	3	–	–	–	–	5	–	–
4684	6	2	4	5	2	4	2	2	4	3	–	–	–	–	–	1	–	–
4685	–	2	2	–	2	2	–	2	2	–	–	–	–	–	–	–	–	–
4686	2	–	–	1	–	–	–	–	–	1	–	–	–	–	–	1	–	–
4687	20	6	11	12	6	11	12	4	9	–	2	2	–	–	–	8	–	–
4689	3	3	4	–	3	4	–	1	1	–	2	3	–	–	–	3	–	–
4691	17	34	22	5	34	22	4	26	16	1	5	6	–	3	–	12	–	–
4692	–	–	1	–	–	1	–	–	–	–	–	1	–	–	–	–	–	–
4693	35	19	22	19	19	22	12	10	16	6	9	6	1	–	–	16	–	–
4711	391	223	233	206	223	233	144	155	166	48	50	58	14	18	9	185	–	–
4712	117	53	45	35	53	45	24	33	26	11	16	14	–	4	5	82	–	–
4713	42	22	31	31	22	31	21	12	16	9	9	14	1	1	1	11	–	–
4721	67	20	26	19	20	26	11	11	18	5	8	8	3	1	–	48	–	–
4722	30	9	10	16	9	10	13	6	6	3	3	3	–	–	1	14	–	–
4723	22	11	15	9	11	15	5	3	2	3	4	12	1	4	1	13	–	–
4724	13	5	3	5	5	3	2	4	1	3	1	2	–	–	–	8	–	–
4729	30	15	10	13	15	10	7	7	7	6	6	2	–	2	1	17	–	–
4731	90	54	35	42	54	35	17	25	13	20	25	22	5	4	–	48	–	–
4732	1	1	2	1	1	2	–	–	2	1	1	–	–	–	–	–	–	–
4741	7	5	1	5	5	1	–	3	–	4	2	1	1	–	–	2	–	–
4742	16	13	6	11	13	6	11	8	3	–	5	3	–	–	–	5	–	–
4743	25	4	6	15	4	6	11	3	4	2	1	1	2	–	1	10	–	–
4744	231	122	100	85	122	100	52	81	76	28	32	21	5	9	3	146	–	–
4751	26	17	14	16	17	14	9	8	8	7	9	5	–	–	1	10	–	–
4752	8	9	5	5	9	5	2	6	3	3	2	2	–	1	–	3	–	–
4753	63	37	41	44	37	41	20	22	27	23	13	13	1	2	1	19	–	–
4754	58	29	29	27	29	29	15	17	12	10	11	17	2	1	–	31	–	–
4755	13	15	7	7	15	7	4	6	2	3	8	4	–	1	1	6	–	–
4756	1	1	1	1	1	1	1	–	1	–	1	–	–	–	–	–	–	–
4757	4	5	3	2	5	3	1	3	3	1	2	–	–	–	–	2	–	–
4759	18	13	6	9	13	6	2	5	3	7	8	3	–	–	–	9	–	–
4761	16	3	7	9	3	7	5	1	3	4	2	2	–	–	2	7	–	–
4763	16	14	6	9	14	6	4	8	2	5	6	4	–	–	–	7	–	–
4771	48	28	18	18	28	18	13	14	9	5	14	8	–	–	1	30	–	–
4772	15	12	5	3	12	5	1	3	2	2	7	3	–	2	–	12	–	–
4773	2	2	–	1	2	–	–	2	–	1	–	–	–	–	–	1	–	–
4774	8	7	7	3	7	7	1	5	5	1	2	1	1	–	1	5	–	–
4781	100	67	54	57	67	54	35	35	29	19	30	21	3	2	4	43	–	–
4782	25	17	15	13	17	15	9	7	9	4	9	5	–	1	1	12	–	–
4783	3	–	–	2	–	–	–	–	–	2	–	–	–	–	–	1	–	–
4784	60	31	26	38	31	26	24	22	19	8	9	6	6	–	1	22	–	–
4785	–	3	–	–	3	–	–	1	–	–	2	–	–	–	–	–	–	–
4789	78	31	20	34	31	20	19	16	6	14	14	11	1	1	3	44	–	–
4911	7	4	3	5	4	3	1	3	3	3	1	–	1	–	–	2	–	–
4912	3	11	19	3	11	19	3	9	12	–	2	7	–	–	–	–	–	–
4921	312	134	89	122	134	89	84	92	50	32	38	34	6	4	5	190	–	–
4922	60	37	28	33	37	28	28	30	21	4	5	5	1	2	2	27	–	–
4923	18	11	5	10	11	5	5	4	–	3	3	4	2	4	1	8	–	–
4924	5	2	2	3	2	2	1	1	2	1	1	–	1	–	–	2	–	–
4929	11	12	10	10	12	10	5	9	5	3	3	5	2	–	–	1	–	–
4930	535	408	297	352	407	297	266	301	212	81	97	80	5	9	5	183	1	–
4940	12	4	12	11	4	12	10	3	11	1	1	1	–	–	–	1	–	–
5011	3	–	–	2	–	–	2	–	–	–	–	–	–	–	–	1	–	–
5012	1	1	–	1	1	–	1	1	–	–	–	–	–	–	–	–	–	–
5022	4	1	17	2	1	17	2	1	14	–	–	2	–	–	1	2	–	–
5030	14	13	15	12	7	9	9	7	8	3	–	1	–	–	–	2	6	6
5091	5	7	9	1	7	9	1	5	8	–	2	1	–	–	–	4	–	–
5111	31	46	31	28	19	18	19	13	15	9	5	3	–	1	–	3	27	13
5112	–	3	1	–	–	–	–	–	–	–	–	–	–	–	–	–	3	1
5120	–	1	2	–	1	2	–	–	1	–	1	1	–	–	–	–	–	–

Capítulo 17 - Bahia

17.1 - Quantidade de acidentes do trabalho, por situação do registro e motivo, segundo a Classificação Nacional de Atividades Econômicas (CNAE), no estado da Bahia - 2013/2015

(continuação)

CNAE	QUANTIDADE DE ACIDENTES DO TRABALHO																	
	Total			Com CAT Registrada												Sem CAT Registrada		
				Total			Motivo											
							Típico			Trajeto			Doença do Trabalho					
	2013	2014	2015	2013	2014	2015	2013	2014	2015	2013	2014	2015	2013	2014	2015	2013	2014	2015
5211	47	54	35	39	46	27	33	35	19	2	11	6	4	–	2	8	8	8
5212	15	29	29	13	5	16	12	2	12	1	3	3	–	–	1	2	24	13
5221	36	31	20	33	28	20	22	22	15	11	6	4	–	–	1	3	3	–
5222	1	–	4	1	–	4	–	–	3	1	–	1	–	–	–	–	–	–
5223	7	2	7	3	2	4	–	1	1	3	1	2	–	–	1	4	–	3
5229	4	7	7	1	6	5	1	2	1	–	4	4	–	–	–	3	1	2
5231	32	19	31	30	18	31	27	15	27	3	2	4	–	1	–	2	1	–
5232	–	6	–	–	2	–	–	2	–	–	–	–	–	–	–	–	4	–
5239	6	4	3	5	4	3	4	4	3	–	–	–	1	–	–	1	–	–
5240	44	24	17	32	24	17	24	11	12	8	8	3	–	5	2	12	–	–
5250	28	17	16	18	17	16	15	16	9	3	1	7	–	–	–	10	–	–
5310	339	310	339	237	310	339	195	233	287	30	49	42	12	28	10	102	–	–
5320	28	8	8	13	8	8	3	4	4	10	4	4	–	–	–	15	–	–
5510	234	130	134	138	130	134	115	100	116	17	24	15	6	6	3	96	–	–
5590	2	–	6	1	–	6	1	–	4	–	–	2	–	–	–	1	–	–
5611	325	147	124	136	147	124	90	98	83	39	41	36	7	8	5	189	–	–
5612	2	2	–	–	2	–	–	2	–	–	–	–	–	–	–	2	–	–
5620	128	85	98	80	85	98	65	69	77	11	15	18	4	1	3	48	–	–
5811	–	1	1	–	1	1	–	–	1	–	1	–	–	–	–	–	–	–
5821	–	1	–	–	1	–	–	–	–	–	1	–	–	–	–	–	–	–
5822	3	2	3	1	2	3	1	2	3	–	–	–	–	–	–	2	–	–
5829	2	2	2	–	2	2	–	2	1	–	–	1	–	–	–	2	–	–
5911	1	2	1	1	1	1	–	1	1	1	–	–	–	–	–	–	1	–
5913	–	1	–	–	1	–	–	–	–	–	–	–	–	1	–	–	–	–
5914	7	1	2	6	1	2	5	1	2	1	–	–	–	–	–	1	–	–
5920	1	–	–	–	–	–	–	–	–	–	–	–	–	–	–	1	–	–
6010	–	3	4	–	2	2	–	–	2	–	1	–	–	1	–	–	1	2
6021	14	16	18	11	14	16	8	9	15	3	3	1	–	2	–	3	2	2
6110	19	22	23	13	22	23	8	20	19	3	1	4	2	1	–	6	–	–
6120	11	11	9	8	11	9	4	7	3	4	3	5	–	1	1	3	–	–
6141	3	5	1	3	5	1	3	4	–	–	1	1	–	–	–	–	–	–
6190	39	24	11	20	24	11	4	11	4	12	6	6	4	7	1	19	–	–
6201	9	57	48	6	1	3	1	–	–	3	1	3	2	–	–	3	56	45
6202	1	2	–	–	2	–	–	–	–	–	2	–	–	–	–	1	–	–
6203	1	4	2	1	4	2	–	1	1	1	2	1	–	1	–	–	–	–
6204	12	5	2	10	5	2	5	1	1	4	2	1	1	2	–	2	–	–
6209	11	8	9	8	8	9	3	3	6	5	5	2	–	–	1	3	–	–
6311	6	10	5	6	7	3	3	3	–	2	3	2	1	1	1	–	3	2
6319	1	–	1	1	–	1	1	–	–	–	–	1	–	–	–	–	–	–
6399	1	–	1	–	–	1	–	–	–	–	–	1	–	–	–	1	–	–
6410	1	–	–	1	–	–	1	–	–	–	–	–	–	–	–	–	–	–
6421	108	47	19	88	47	19	77	24	9	2	5	4	9	18	6	20	–	–
6422	660	195	168	193	195	168	60	35	58	16	17	16	117	143	94	467	–	–
6423	39	16	23	10	16	23	3	10	7	1	4	5	6	2	11	29	–	–
6424	2	1	1	1	1	1	1	1	–	–	–	1	–	–	–	1	–	–
6431	–	–	1	–	–	1	–	–	–	–	–	1	–	–	–	–	–	–
6434	–	2	1	–	2	1	–	2	–	–	–	–	–	–	1	–	–	–
6436	3	3	4	–	3	4	–	2	2	–	1	2	–	–	–	3	–	–
6450	1	–	–	–	–	–	–	–	–	–	–	–	–	–	–	1	–	–
6462	11	8	3	10	8	3	9	5	3	1	3	–	–	–	–	1	–	–
6470	2	–	–	2	–	–	2	–	–	–	–	–	–	–	–	–	–	–
6491	1	–	–	–	–	–	–	–	–	–	–	–	–	–	–	1	–	–
6493	2	–	–	2	–	–	–	–	–	2	–	–	–	–	–	–	–	–
6511	1	1	2	1	1	2	–	1	–	1	–	2	–	–	–	–	–	–
6512	1	2	1	1	2	1	1	1	1	–	1	–	–	–	–	–	–	–
6541	–	–	1	–	–	1	–	–	1	–	–	–	–	–	–	–	–	–
6550	21	20	24	19	20	24	8	9	14	10	11	10	1	–	–	2	–	–
6611	–	1	–	–	–	–	–	–	–	–	–	–	–	–	–	–	1	–
6612	–	–	1	–	–	1	–	–	1	–	–	–	–	–	–	–	–	–
6613	–	3	2	–	1	–	–	1	–	–	–	–	–	–	–	–	2	2
6619	5	–	–	1	–	–	–	–	–	–	–	–	1	–	–	4	–	–
6621	–	1	–	–	1	–	–	1	–	–	–	–	–	–	–	–	–	–
6622	2	1	3	1	1	3	–	–	2	–	1	1	1	–	–	1	–	–
6629	2	–	–	1	–	–	–	–	–	–	–	–	1	–	–	1	–	–
6630	–	4	1	–	1	–	–	1	–	–	–	–	–	–	–	–	3	1
6810	16	89	10	9	89	10	8	6	8	1	1	1	–	82	1	7	–	–
6821	3	1	1	2	1	1	2	1	1	–	–	–	–	–	–	1	–	–
6822	14	7	9	9	7	9	6	5	5	2	1	4	1	1	–	5	–	–
6911	3	2	2	1	2	2	–	–	–	1	2	1	–	–	1	2	–	–
6912	1	1	1	1	1	1	–	1	–	–	–	–	1	–	1	–	–	–
6920	21	22	20	15	22	20	4	7	9	9	15	9	2	–	2	6	–	–
7010	–	1	2	–	–	–	–	–	–	–	–	–	–	–	–	–	1	2
7020	8	31	21	5	31	21	2	9	6	2	20	14	1	2	1	3	–	–
7111	1	1	3	1	1	3	1	–	2	–	1	1	–	–	–	–	–	–
7112	189	90	122	114	90	122	75	72	93	29	16	28	10	2	1	75	–	–
7119	22	38	13	16	38	13	12	26	11	4	10	2	–	2	–	6	–	–
7120	6	6	5	6	6	5	4	4	2	2	2	2	–	–	1	–	–	–
7210	11	7	5	9	4	4	8	3	4	1	1	–	–	–	–	2	3	1
7220	3	3	1	2	2	–	–	–	–	2	2	–	–	–	–	1	1	1
7311	6	2	1	5	2	1	5	1	–	–	1	1	–	–	–	1	–	–
7312	2	1	1	1	1	1	1	1	1	–	–	–	–	–	–	1	–	–
7319	9	8	7	5	8	7	1	5	4	3	3	3	1	–	–	4	–	–

Capítulo 17 - Bahia

17.1 - Quantidade de acidentes do trabalho, por situação do registro e motivo, segundo a Classificação Nacional de Atividades Econômicas (CNAE), no estado da Bahia - 2013/2015

(conclusão)

CNAE	QUANTIDADE DE ACIDENTES DO TRABALHO																	
	Total			Com CAT Registrada												Sem CAT Registrada		
				Total			Motivo											
							Típico			Trajeto			Doença do Trabalho					
	2013	2014	2015	2013	2014	2015	2013	2014	2015	2013	2014	2015	2013	2014	2015	2013	2014	2015
7320	1	1	2	1	1	1	1	–	1	–	1	–	–	–	–	–	–	1
7410	–	1	–	–	1	–	–	1	–	–	–	–	–	–	–	–	–	–
7420	2	5	5	2	1	1	2	1	–	–	–	1	–	–	–	–	4	4
7490	19	22	11	14	22	11	10	8	8	4	4	2	–	10	1	5	–	–
7500	–	1	–	–	1	–	–	1	–	–	–	–	–	–	–	–	–	–
7711	21	13	14	13	13	14	4	8	6	8	5	6	1	–	2	8	–	–
7719	11	3	1	6	3	1	3	3	1	3	–	–	–	–	–	5	–	–
7721	2	–	–	–	–	–	–	–	–	–	–	–	–	–	–	2	–	–
7723	6	1	–	3	1	–	1	–	–	1	1	–	1	–	–	3	–	–
7729	3	4	3	2	4	3	1	2	2	1	2	1	–	–	–	1	–	–
7731	5	2	3	1	2	3	1	2	2	–	–	1	–	–	–	4	–	–
7732	44	36	29	27	36	29	20	28	26	7	7	3	–	1	–	17	–	–
7733	7	4	5	4	3	4	3	2	2	1	1	2	–	–	–	3	1	1
7739	59	25	29	43	25	29	36	19	24	5	6	3	2	–	2	16	–	–
7740	1	–	1	1	–	1	–	–	1	1	–	–	–	–	–	–	–	–
7810	52	9	16	30	9	16	10	6	3	14	3	13	6	–	–	22	–	–
7820	97	32	25	51	32	25	22	14	9	27	16	15	2	2	1	46	–	–
7830	53	29	34	38	29	34	28	18	20	9	11	13	1	–	1	15	–	–
7911	12	5	4	6	5	4	1	2	1	1	3	3	4	–	–	6	–	–
8011	120	80	81	83	80	80	29	23	26	52	55	54	2	2	–	37	–	1
8012	96	71	66	79	66	62	52	54	43	25	11	14	2	1	5	17	5	4
8020	16	9	8	15	9	8	8	6	5	7	3	3	–	–	–	1	–	–
8030	–	10	5	–	–	–	–	–	–	–	–	–	–	–	–	–	10	5
8111	19	12	10	13	12	10	7	6	3	5	6	6	1	–	1	6	–	–
8112	114	69	77	61	69	77	37	55	62	20	13	11	4	1	4	53	–	–
8121	107	49	35	50	49	35	21	24	18	28	23	15	1	2	2	57	–	–
8122	9	2	4	4	1	1	1	1	1	3	–	–	–	–	–	5	1	3
8129	11	8	12	10	8	12	9	5	7	1	3	5	–	–	–	1	–	–
8130	6	11	7	1	3	3	–	2	3	–	1	–	1	–	–	5	8	4
8211	41	17	15	24	16	13	13	10	9	10	6	4	1	–	–	17	1	2
8219	21	17	18	9	17	18	5	4	13	4	12	5	–	1	–	12	–	–
8220	209	67	88	144	66	88	99	33	51	40	23	29	5	10	8	65	1	–
8230	16	2	4	6	2	4	3	1	2	3	1	1	–	–	1	10	–	–
8291	8	4	5	5	4	5	4	–	1	1	4	4	–	–	–	3	–	–
8292	4	11	2	1	11	2	1	10	–	–	–	1	–	1	1	3	–	–
8299	104	61	54	61	61	54	37	32	39	20	24	15	4	5	–	43	–	–
8411	877	231	188	237	231	188	170	163	144	48	53	32	19	15	12	640	–	–
8412	8	15	3	6	15	3	6	7	2	–	8	1	–	–	–	2	–	–
8422	2	–	3	2	–	3	2	–	2	–	–	–	–	–	1	–	–	–
8423	13	4	6	11	4	6	11	3	5	–	1	1	–	–	–	2	–	–
8424	16	36	10	15	36	10	12	35	10	1	–	–	2	1	–	1	–	–
8430	1	2	1	1	2	1	1	2	–	–	–	–	–	–	1	–	–	–
8511	2	175	137	2	2	2	1	–	1	1	2	1	–	–	–	–	173	135
8512	26	13	16	8	10	14	5	5	10	1	2	2	2	3	2	18	3	2
8513	61	41	36	31	36	36	18	22	29	6	12	6	7	2	1	30	5	–
8520	28	15	16	24	15	16	17	10	9	5	1	7	2	4	–	4	–	–
8531	35	29	40	21	20	31	19	12	25	1	6	6	1	2	–	14	9	9
8532	17	22	5	13	21	4	6	15	3	6	6	1	1	–	–	4	1	1
8541	3	6	4	3	6	4	–	5	3	3	1	1	–	–	–	–	–	–
8542	–	1	–	–	–	–	–	–	–	–	–	–	–	–	–	–	1	–
8550	1	–	3	–	–	3	–	–	3	–	–	–	–	–	–	1	–	–
8591	–	1	–	–	1	–	–	–	–	–	1	–	–	–	–	–	–	–
8592	1	–	–	1	–	–	1	–	–	–	–	–	–	–	–	–	–	–
8593	4	4	3	2	4	3	1	2	1	1	2	2	–	–	–	2	–	–
8599	82	60	43	60	60	43	36	29	21	24	27	21	–	4	1	22	–	–
8610	1.740	1.505	1.364	1.496	1.505	1.364	1.220	1.200	1.063	234	242	241	42	63	60	244	–	–
8621	–	–	1	–	–	1	–	–	–	–	–	1	–	–	–	–	–	–
8622	–	1	–	–	1	–	–	–	–	–	1	–	–	–	–	–	–	–
8630	57	47	69	39	47	69	22	27	41	17	19	27	–	1	1	18	–	–
8640	97	60	84	79	60	84	62	50	60	17	10	24	–	–	–	18	–	–
8650	5	2	7	1	2	7	1	2	4	–	–	3	–	–	–	4	–	–
8660	56	74	66	51	74	66	47	62	50	4	12	14	–	–	2	5	–	–
8690	29	21	16	26	21	16	22	16	15	4	4	1	–	1	–	3	–	–
8711	32	12	6	27	12	6	25	11	4	2	1	2	–	–	–	5	–	–
8712	1	1	1	1	1	1	–	1	1	1	–	–	–	–	–	–	–	–
8720	3	3	2	3	3	2	3	1	2	–	1	–	–	1	–	–	–	–
8730	3	1	–	–	1	–	–	–	–	–	1	–	–	–	–	3	–	–
8800	20	18	31	8	18	31	5	16	23	3	2	8	–	–	–	12	–	–
9001	8	2	3	6	2	3	1	2	3	4	–	–	1	–	–	2	–	–
9003	–	–	2	–	–	2	–	–	2	–	–	–	–	–	–	–	–	–
9101	2	2	2	2	2	2	2	1	1	–	–	–	–	1	1	–	–	–
9102	–	1	–	–	1	–	–	1	–	–	–	–	–	–	–	–	–	–
9103	–	1	–	–	1	–	–	1	–	–	–	–	–	–	–	–	–	–
9311	2	3	1	2	3	1	1	2	–	1	1	1	–	–	–	–	–	–
9312	20	5	3	6	5	3	6	4	3	–	–	–	–	1	–	14	–	–
9313	5	4	2	3	4	2	1	1	1	2	3	1	–	–	–	2	–	–
9319	2	–	–	–	–	–	–	–	–	–	–	–	–	–	–	2	–	–
9321	4	1	3	4	1	3	3	1	3	1	–	–	–	–	–	–	–	–
9329	2	3	1	1	3	1	1	2	–	–	1	–	–	–	1	1	–	–
9411	5	1	2	3	1	2	3	1	2	–	–	–	–	–	–	2	–	–
9412	3	2	3	–	2	3	–	2	3	–	–	–	–	–	–	3	–	–
9420	12	14	14	6	14	14	4	6	7	2	5	6	–	3	1	6	–	–
9430	225	230	147	194	230	147	166	191	121	25	38	25	3	1	1	31	–	–
9491	57	23	20	30	23	20	23	17	12	4	4	7	3	2	1	27	–	–
9492	–	37	28	–	–	–	–	–	–	–	–	–	–	–	–	–	37	28
9493	–	1	1	–	1	1	–	1	–	–	–	1	–	–	–	–	–	–
9499	33	21	31	31	21	31	8	13	24	22	7	7	1	1	–	2	–	–
9511	15	17	8	11	17	8	6	10	5	5	3	3	–	4	–	4	–	–
9512	7	3	–	6	3	–	5	2	–	1	1	–	–	–	–	1	–	–
9521	10	2	6	6	2	6	4	–	2	2	2	3	–	–	1	4	–	–
9529	9	–	3	5	–	3	3	–	3	2	–	–	–	–	–	4	–	–
9601	25	13	9	20	13	9	15	11	6	2	1	3	3	1	–	5	–	–
9602	23	1	6	7	1	6	5	–	2	1	1	4	1	–	–	16	–	–
9603	10	5	5	7	5	5	3	3	2	4	1	3	–	1	–	3	–	–
9609	2	1	–	1	1	–	1	–	–	–	–	–	–	1	–	1	–	–
9700	1	2	–	1	2	–	–	2	–	–	–	–	1	–	–	–	–	–
Ignorado	1.376	6.850	4.970	61	83	93	46	71	78	14	11	14	1	1	1	1.315	6.767	4.877

Fonte: DATAPREV, CAT, SUB.

Nota: Os dados são preliminares, estando sujeitos a correções.

Capítulo 17 - Bahia

17.2 - Quantidade de acidentes do trabalho, por situação do registro e motivo, segundo os grupos de idade e sexo, no estado da Bahia - 2013/2015

GRUPOS DE IDADE E SEXO	QUANTIDADE DE ACIDENTES DO TRABALHO																	
	Total			Com CAT Registrada												Sem CAT Registrada		
				Total			Motivo											
							Típico			Trajeto			Doença do Trabalho					
	2013	2014	2015	2013	2014	2015	2013	2014	2015	2013	2014	2015	2013	2014	2015	2013	2014	2015
TOTAL	**22.000**	**21.724**	**17.599**	**13.508**	**13.746**	**11.818**	**10.217**	**10.101**	**8.850**	**2.560**	**2.660**	**2.402**	**731**	**985**	**566**	**8.492**	**7.978**	**5.781**
Masculino	**15.359**	**15.117**	**12.316**	**9.800**	**9.832**	**8.467**	**7.663**	**7.556**	**6.607**	**1.731**	**1.756**	**1.554**	**406**	**520**	**306**	**5.559**	**5.285**	**3.849**
Feminino	**6.641**	**6.607**	**5.283**	**3.708**	**3.914**	**3.351**	**2.554**	**2.545**	**2.243**	**829**	**904**	**848**	**325**	**465**	**260**	**2.933**	**2.693**	**1.932**
Ignorado	**–**	**–**	**–**	**–**	**–**	**–**	**–**	**–**	**–**	**–**	**–**	**–**	**–**	**–**	**–**	**–**	**–**	**–**
Até 19 anos	321	292	218	248	203	154	193	161	112	54	39	41	1	3	1	73	89	64
Masculino	262	228	180	203	161	122	165	132	91	37	26	31	1	3	–	59	67	58
Feminino	59	64	38	45	42	32	28	29	21	17	13	10	–	–	1	14	22	6
Ignorado	–	–	–	–	–	–	–	–	–	–	–	–	–	–	–	–	–	–
20 a 24 anos	2.187	2.206	1.715	1.639	1.685	1.348	1.277	1.268	1.028	338	380	302	24	37	18	548	521	367
Masculino	1.689	1.750	1.338	1.277	1.331	1.050	1.009	1.028	832	252	278	208	16	25	10	412	419	288
Feminino	498	456	377	362	354	298	268	240	196	86	102	94	8	12	8	136	102	79
Ignorado	–	–	–	–	–	–	–	–	–	–	–	–	–	–	–	–	–	–
25 a 29 anos	3.679	3.427	2.700	2.670	2.551	2.096	2.040	1.846	1.575	530	539	469	100	166	52	1.009	876	604
Masculino	2.713	2.469	1.997	1.968	1.853	1.564	1.564	1.398	1.235	357	359	305	47	96	24	745	616	433
Feminino	966	958	703	702	698	532	476	448	340	173	180	164	53	70	28	264	260	171
Ignorado	–	–	–	–	–	–	–	–	–	–	–	–	–	–	–	–	–	–
30 a 34 anos	4.216	4.104	3.283	2.918	2.876	2.392	2.168	2.106	1.783	596	544	492	154	226	117	1.298	1.228	891
Masculino	2.941	2.828	2.300	2.063	2.012	1.707	1.580	1.553	1.321	407	353	322	76	106	64	878	816	593
Feminino	1.275	1.276	983	855	864	685	588	553	462	189	191	170	78	120	53	420	412	298
Ignorado	–	–	–	–	–	–	–	–	–	–	–	–	–	–	–	–	–	–
35 a 39 anos	3.321	3.456	2.963	2.097	2.220	2.028	1.576	1.625	1.514	398	410	396	123	185	118	1.224	1.236	935
Masculino	2.270	2.405	1.998	1.487	1.578	1.382	1.149	1.202	1.076	270	277	248	68	99	58	783	827	616
Feminino	1.051	1.051	965	610	642	646	427	423	438	128	133	148	55	86	60	441	409	319
Ignorado	–	–	–	–	–	–	–	–	–	–	–	–	–	–	–	–	–	–
40 a 44 anos	2.618	2.628	2.189	1.450	1.536	1.410	1.122	1.147	1.077	225	268	242	103	121	91	1.168	1.092	779
Masculino	1.714	1.710	1.451	1.009	1.027	956	821	806	760	132	159	146	56	62	50	705	683	495
Feminino	904	918	738	441	509	454	301	341	317	93	109	96	47	59	41	463	409	284
Ignorado	–	–	–	–	–	–	–	–	–	–	–	–	–	–	–	–	–	–
45 a 49 anos	2.292	2.208	1.837	1.077	1.081	1.046	812	798	766	174	193	200	91	90	80	1.215	1.127	791
Masculino	1.493	1.415	1.211	753	742	719	585	587	555	117	115	123	51	40	41	740	673	492
Feminino	799	793	626	324	339	327	227	211	211	57	78	77	40	50	39	475	454	299
Ignorado	–	–	–	–	–	–	–	–	–	–	–	–	–	–	–	–	–	–
50 a 54 anos	1.814	1.908	1.454	765	929	727	543	672	539	134	160	134	88	97	54	1.049	979	727
Masculino	1.154	1.209	935	543	630	497	401	477	386	88	101	79	54	52	32	611	579	438
Feminino	660	699	519	222	299	230	142	195	153	46	59	55	34	45	22	438	400	289
Ignorado	–	–	–	–	–	–	–	–	–	–	–	–	–	–	–	–	–	–
55 a 59 anos	1.102	1.074	924	437	440	426	328	317	311	75	78	88	34	45	27	665	634	498
Masculino	771	762	663	332	319	321	260	242	238	44	52	64	28	25	19	439	443	342
Feminino	331	312	261	105	121	105	68	75	73	31	26	24	6	20	8	226	191	156
Ignorado	–	–	–	–	–	–	–	–	–	–	–	–	–	–	–	–	–	–
60 a 64 anos	387	366	257	172	178	141	134	130	108	28	34	27	10	14	6	215	188	116
Masculino	308	294	202	136	140	116	110	103	89	20	26	21	6	11	6	172	154	86
Feminino	79	72	55	36	38	25	24	27	19	8	8	6	4	3	–	43	34	30
Ignorado	–	–	–	–	–	–	–	–	–	–	–	–	–	–	–	–	–	–
65 a 69 anos	55	40	47	30	33	39	19	21	28	8	12	10	3	–	1	25	7	8
Masculino	39	35	34	24	28	27	14	19	20	7	9	6	3	–	1	15	7	7
Feminino	16	5	13	6	5	12	5	2	8	1	3	4	–	–	–	10	–	1
Ignorado	–	–	–	–	–	–	–	–	–	–	–	–	–	–	–	–	–	–
70 anos e mais	8	14	11	5	13	10	5	9	8	–	3	1	–	1	1	3	1	1
Masculino	5	11	7	5	10	6	5	8	4	–	1	1	–	1	1	–	1	1
Feminino	3	3	4	–	3	4	–	1	4	–	2	–	–	–	–	3	–	–
Ignorado	–	–	–	–	–	–	–	–	–	–	–	–	–	–	–	–	–	–
Ignorada	–	1	1	–	1	1	–	1	1	–	–	–	–	–	–	–	–	–
Masculino	–	1	–	–	1	–	–	1	–	–	–	–	–	–	–	–	–	–
Feminino	–	–	1	–	–	1	–	–	1	–	–	–	–	–	–	–	–	–
Ignorado	–	–	–	–	–	–	–	–	–	–	–	–	–	–	–	–	–	–

Fonte: DATAPREV, CAT, SUB.
Nota: Os dados são preliminares, estando sujeitos a correções.

Capítulo 17 - Bahia

17.3 - Quantidade mensal de acidentes do trabalho, por situação do registro e motivo, no estado da Bahia - 2013/2015

MESES	QUANTIDADE DE ACIDENTES DO TRABALHO																	
	Total			Com CAT Registrada												Sem CAT Registrada		
				Total			Motivo											
							Típico			Trajeto			Doença do Trabalho					
	2013	2014	2015	2013	2014	2015	2013	2014	2015	2013	2014	2015	2013	2014	2015	2013	2014	2015
TOTAL	**22.000**	**21.724**	**17.599**	**13.508**	**13.746**	**11.818**	**10.217**	**10.101**	**8.850**	**2.560**	**2.660**	**2.402**	**731**	**985**	**566**	**8.492**	**7.978**	**5.781**
Janeiro	1.784	1.893	1.663	1.128	1.162	1.058	868	876	791	193	222	215	67	64	52	656	731	605
Fevereiro	1.637	1.642	1.422	983	1.034	901	744	768	682	184	210	178	55	56	41	654	608	521
Março	1.941	1.752	1.655	1.177	1.097	1.121	899	830	852	216	205	226	62	62	43	764	655	534
Abril	1.953	1.739	1.507	1.193	1.074	1.029	900	807	726	211	209	246	82	58	57	760	665	478
Maio	1.968	1.895	1.548	1.268	1.176	1.075	972	862	793	232	232	231	64	82	51	700	719	473
Junho	1.659	1.606	1.433	1.023	1.010	1.013	785	731	779	206	228	183	32	51	51	636	596	420
Julho	1.947	1.997	1.545	1.154	1.228	1.016	867	913	757	230	230	201	57	85	58	793	769	529
Agosto	2.023	1.919	1.522	1.219	1.214	1.011	930	878	756	231	234	188	58	102	67	804	705	511
Setembro	1.846	1.916	1.395	1.131	1.243	912	828	949	665	239	230	196	64	64	51	715	673	483
Outubro	1.961	2.061	1.464	1.232	1.334	1.022	925	878	791	229	256	197	78	200	34	729	727	442
Novembro	1.723	1.806	1.346	1.016	1.194	918	761	877	692	196	203	197	59	114	29	707	612	428
Dezembro	1.558	1.498	1.099	984	980	742	738	732	566	193	201	144	53	47	32	574	518	357

Fonte: DATAPREV, CAT, SUB.
Nota: Os dados são preliminares, estando sujeitos a correções.

DISTRIBUIÇÃO DE ACIDENTES DO TRABALHO, POR MOTIVO, NO ESTADO DA BAHIA - 2015

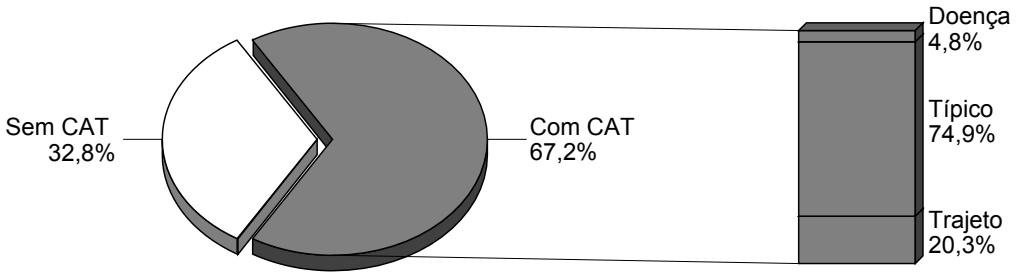

Fonte: DATAPREV, CAT, SUB.

Capítulo 18 - Minas Gerais

18.1 - Quantidade de acidentes do trabalho, por situação do registro e motivo, segundo a Classificação Nacional de Atividades Econômicas (CNAE), no estado de Minas Gerais - 2013/2015

(continua)

CNAE	QUANTIDADE DE ACIDENTES DO TRABALHO																	
	Total			Com CAT Registrada												Sem CAT Registrada		
				Total			Motivo											
							Típico			Trajeto			Doença do Trabalho					
	2013	2014	2015	2013	2014	2015	2013	2014	2015	2013	2014	2015	2013	2014	2015	2013	2014	2015
TOTAL	**77.743**	**74.186**	**62.566**	**58.007**	**56.319**	**49.458**	**46.933**	**44.852**	**39.355**	**9.821**	**10.239**	**9.254**	**1.253**	**1.228**	**849**	**19.736**	**17.867**	**13.108**
0111	108	147	102	88	91	68	83	81	62	5	8	6	–	2	–	20	56	34
0112	11	159	98	10	8	9	8	6	9	2	2	–	–	–	–	1	151	89
0113	173	107	87	154	107	86	145	104	82	9	2	4	–	1	–	19	–	1
0114	–	–	1	–	–	–	–	–	–	–	–	–	–	–	–	–	–	1
0115	81	87	60	73	87	60	64	77	55	9	10	5	–	–	–	8	–	–
0116	11	7	5	7	7	5	7	5	5	–	2	–	–	–	–	4	–	–
0119	50	52	36	42	52	36	33	44	33	9	8	3	–	–	–	8	–	–
0121	171	168	115	168	30	25	163	29	20	4	1	5	1	–	–	3	138	90
0122	11	13	13	9	13	13	8	12	10	1	1	3	–	–	–	2	–	–
0131	98	76	70	89	76	70	85	72	59	4	4	9	–	–	2	9	–	–
0132	150	148	195	150	148	195	135	129	179	15	18	15	–	1	1	–	–	–
0133	110	55	78	70	55	78	66	48	69	4	7	9	–	–	–	40	–	–
0134	725	435	318	638	429	312	591	406	294	43	19	18	4	4	–	87	6	6
0139	22	50	49	18	27	23	16	24	22	2	2	1	–	1	–	4	23	26
0141	157	154	208	153	154	208	130	135	187	21	17	21	2	2	–	4	–	–
0142	12	12	5	10	12	4	10	11	4	–	1	–	–	–	–	2	–	1
0151	479	361	274	342	361	274	316	321	245	24	32	26	2	8	3	137	–	–
0152	3	11	8	2	11	8	1	9	4	–	2	3	1	–	1	1	–	–
0153	1	2	–	1	2	–	1	2	–	–	–	–	–	–	–	–	–	–
0154	58	40	52	45	40	52	37	36	46	7	3	6	1	1	–	13	–	–
0155	166	112	107	120	112	107	99	99	90	19	13	16	2	–	1	46	–	–
0159	5	6	4	4	6	4	4	6	4	–	–	–	–	–	–	1	–	–
0161	296	213	160	253	213	160	229	191	137	23	20	22	1	2	1	43	–	–
0162	67	67	53	54	67	53	47	59	43	5	8	10	2	–	–	13	–	–
0163	4	11	10	2	11	10	2	10	6	–	1	4	–	–	–	2	–	–
0210	336	245	185	249	245	185	232	231	170	13	12	15	4	2	–	87	–	–
0220	20	9	14	16	9	14	13	4	11	3	5	3	–	–	–	4	–	–
0230	243	213	150	199	213	150	185	201	144	13	12	5	1	–	1	44	–	–
0311	–	2	–	–	2	–	–	2	–	–	–	–	–	–	–	–	–	–
0312	–	–	3	–	–	–	–	–	–	–	–	–	–	–	–	–	–	3
0322	1	3	–	1	3	–	1	2	–	–	1	–	–	–	–	–	–	–
0500	1	–	–	1	–	–	1	–	–	–	–	–	–	–	–	–	–	–
0600	4	1	–	2	1	–	1	–	–	1	1	–	–	–	–	2	–	–
0710	783	593	399	746	593	399	562	429	309	84	54	48	100	110	42	37	–	–
0721	14	35	9	12	35	9	11	32	8	1	2	1	–	1	–	2	–	–
0723	3	1	1	3	1	1	3	1	–	–	–	–	–	–	1	–	–	–
0724	156	113	118	141	112	118	107	105	109	14	6	5	20	1	4	15	1	–
0725	7	3	3	7	3	3	7	1	3	–	2	–	–	–	–	–	–	–
0729	52	30	13	41	30	13	30	29	10	9	1	3	2	–	–	11	–	–
0810	286	239	223	233	239	223	201	211	166	23	19	28	9	9	29	53	–	–
0891	25	16	24	25	16	24	25	16	23	–	–	–	–	–	1	–	–	–
0893	18	25	15	15	25	15	14	25	14	1	–	1	–	–	–	3	–	–
0899	115	61	67	102	61	67	86	51	61	15	5	4	1	5	2	13	–	–
0910	8	2	2	4	2	2	4	1	–	–	1	2	–	–	–	4	–	–
0990	11	12	9	11	12	9	7	9	7	3	3	2	1	–	–	–	–	–
1011	1.055	737	557	882	737	557	815	674	509	63	58	40	4	5	8	173	–	–
1012	1.059	1.109	1.096	852	912	945	764	800	836	73	65	90	15	47	19	207	197	151
1013	88	95	109	70	95	109	63	85	95	7	8	12	–	2	2	18	–	–
1020	5	2	5	4	2	5	3	2	2	–	–	2	1	–	1	1	–	–
1031	48	56	42	41	55	42	34	46	42	7	9	–	–	–	–	7	1	–
1032	21	9	6	17	9	6	15	5	6	2	4	–	–	–	–	4	–	–
1033	53	76	50	43	76	50	38	69	43	5	7	7	–	–	–	10	–	–
1041	5	2	1	4	2	1	4	2	–	–	–	1	–	–	–	1	–	–
1042	4	4	9	4	4	9	3	3	7	1	1	1	–	–	1	–	–	–
1043	26	19	10	26	19	10	25	19	9	1	–	–	–	–	1	–	–	–
1051	92	60	41	73	60	41	68	47	37	5	13	4	–	–	–	19	–	–
1052	458	402	479	351	402	479	281	334	378	64	60	89	6	8	12	107	–	–
1053	18	22	23	14	22	23	12	15	19	2	7	4	–	–	–	4	–	–
1061	12	15	6	9	15	6	7	13	5	2	2	1	–	–	–	3	–	–
1062	106	93	63	97	93	63	94	85	56	3	8	7	–	–	–	9	–	–
1063	1	1	2	–	1	2	–	1	2	–	–	–	–	–	–	1	–	–
1064	7	4	3	4	4	3	4	4	2	–	–	–	–	–	1	3	–	–
1065	21	23	18	15	23	18	12	15	16	3	8	2	–	–	–	6	–	–
1066	224	226	200	182	226	200	166	197	182	11	26	15	5	3	3	42	–	–
1069	88	73	58	75	73	58	62	65	45	13	8	12	–	–	1	13	–	–
1071	1.025	767	538	889	767	538	830	687	507	54	79	30	5	1	1	136	–	–
1081	94	82	70	84	82	70	76	67	54	8	13	16	–	2	–	10	–	–
1082	18	3	3	18	3	3	17	3	3	1	–	–	–	–	–	–	–	–
1091	359	249	244	236	249	244	198	189	189	37	57	52	1	3	3	123	–	–
1092	92	44	73	73	44	73	57	40	68	15	3	4	1	1	1	19	–	–
1093	91	71	62	86	71	62	80	67	54	4	4	7	2	–	1	5	–	–
1094	90	70	63	61	70	63	44	55	52	16	15	11	1	–	–	29	–	–
1095	5	8	3	4	8	3	2	7	2	2	1	1	–	–	–	1	–	–
1096	31	17	10	20	17	10	14	16	10	3	–	–	3	1	–	11	–	–
1099	314	253	235	263	253	235	222	224	189	39	28	43	2	1	3	51	–	–
1111	8	12	12	6	8	7	4	6	7	1	2	–	1	–	–	2	4	5

Capítulo 18 - Minas Gerais

18.1 - Quantidade de acidentes do trabalho, por situação do registro e motivo, segundo a Classificação Nacional de Atividades Econômicas (CNAE), no estado de Minas Gerais - 2013/2015

(continuação)

CNAE	QUANTIDADE DE ACIDENTES DO TRABALHO																	
	Total			Com CAT Registrada												Sem CAT Registrada		
				Total			Motivo											
							Típico			Trajeto			Doença do Trabalho					
	2013	2014	2015	2013	2014	2015	2013	2014	2015	2013	2014	2015	2013	2014	2015	2013	2014	2015
1112	6	7	15	6	6	11	6	2	8	–	4	3	–	–	–	–	1	4
1113	126	62	48	117	54	43	94	44	33	22	10	10	1	–	–	9	8	5
1121	22	24	29	19	24	29	14	23	25	5	1	4	–	–	–	3	–	–
1122	167	123	102	153	123	102	125	91	82	21	32	20	7	–	–	14	–	–
1210	–	1	–	–	1	–	–	1	–	–	–	–	–	–	–	–	–	–
1220	35	10	18	34	9	15	25	2	10	8	7	5	1	–	–	1	1	3
1311	95	62	58	67	62	58	56	56	55	11	5	3	–	1	–	28	–	–
1312	9	8	11	8	8	11	8	8	10	–	–	1	–	–	–	1	–	–
1313	2	1	1	–	1	1	–	1	1	–	–	–	–	–	–	2	–	–
1314	3	1	1	3	1	1	2	1	1	–	–	–	1	–	–	–	–	–
1321	174	118	80	115	118	80	101	98	63	14	17	17	–	3	–	59	–	–
1322	–	2	–	–	2	–	–	2	–	–	–	–	–	–	–	–	–	–
1323	1	–	–	1	–	–	1	–	–	–	–	–	–	–	–	–	–	–
1330	10	22	17	9	22	17	7	18	16	2	3	1	–	1	–	1	–	–
1340	82	49	28	63	49	28	53	42	23	9	7	5	1	–	–	19	–	–
1351	150	75	72	91	75	72	68	61	55	22	13	16	1	1	1	59	–	–
1352	6	2	3	3	2	3	2	1	3	1	1	–	–	–	–	3	–	–
1353	1	–	–	–	–	–	–	–	–	–	–	–	–	–	–	1	–	–
1354	24	18	15	17	18	15	12	17	13	5	1	2	–	–	–	7	–	–
1359	362	218	146	325	218	146	289	188	124	34	25	21	2	5	1	37	–	–
1411	102	33	25	29	33	25	18	20	10	7	10	12	4	3	3	73	–	–
1412	456	153	178	178	153	178	115	108	106	44	38	62	19	7	10	278	–	–
1413	45	28	30	23	28	30	17	17	15	6	10	14	–	1	1	22	–	–
1414	19	18	11	15	14	11	11	13	7	4	1	4	–	–	–	4	4	–
1421	12	7	4	3	6	4	2	2	2	–	–	1	1	4	1	9	1	–
1422	28	5	4	5	5	4	4	3	3	1	2	1	–	–	–	23	–	–
1510	106	95	57	78	95	57	70	71	51	7	24	6	1	–	–	28	–	–
1521	26	16	13	11	10	6	9	8	5	2	2	–	–	–	1	15	6	7
1529	15	8	5	7	8	5	5	5	4	1	3	1	1	–	–	8	–	–
1531	131	92	60	83	89	59	53	70	45	30	19	14	–	–	–	48	3	1
1532	96	62	52	73	60	51	47	42	35	25	17	16	1	1	–	23	2	1
1533	48	39	24	46	39	24	33	21	11	13	16	13	–	2	–	2	–	–
1539	129	132	74	110	132	74	68	85	40	41	43	33	1	4	1	19	–	–
1540	44	11	14	26	11	14	23	4	8	3	6	4	–	1	2	18	–	–
1610	200	197	204	153	179	189	141	170	182	11	8	6	1	1	1	47	18	15
1621	39	36	26	36	36	26	35	32	26	1	4	–	–	–	–	3	–	–
1622	30	31	28	20	31	28	15	28	26	3	3	2	2	–	–	10	–	–
1623	67	52	32	58	52	32	55	47	32	3	5	–	–	–	–	9	–	–
1629	102	64	47	73	64	47	67	58	40	3	4	7	3	2	–	29	–	–
1710	56	42	44	54	42	44	45	39	36	2	3	5	7	–	3	2	–	–
1721	30	51	28	21	46	25	19	40	23	1	5	1	1	1	1	9	5	3
1722	5	1	2	1	1	–	1	–	–	–	1	–	–	–	–	4	–	2
1731	57	89	62	46	45	34	37	40	30	7	4	2	2	1	2	11	44	28
1732	1	5	3	1	–	–	1	–	–	–	–	–	–	–	–	–	5	3
1733	126	92	65	94	92	65	89	88	61	3	4	4	2	–	–	32	–	–
1741	27	24	22	22	17	15	16	14	13	5	3	1	1	–	1	5	7	7
1742	23	18	18	14	18	18	11	13	17	3	5	1	–	–	–	9	–	–
1749	18	18	17	11	16	15	7	11	9	4	5	5	–	–	1	7	2	2
1811	56	48	42	39	33	38	26	26	27	8	6	8	5	1	3	17	15	4
1812	10	48	37	9	5	3	8	4	3	1	1	–	–	–	–	1	43	34
1813	59	44	35	47	43	35	31	30	23	14	12	12	2	1	–	12	1	–
1821	12	8	12	10	7	12	9	7	10	1	–	2	–	–	–	2	1	–
1822	8	3	1	5	3	1	4	1	1	1	2	–	–	–	–	3	–	–
1830	1	–	–	–	–	–	–	–	–	–	–	–	–	–	–	1	–	–
1910	–	5	6	–	–	1	–	–	1	–	–	–	–	–	–	–	5	5
1921	36	10	7	36	10	7	29	8	7	6	2	–	1	–	–	–	–	–
1922	11	41	19	11	41	19	7	13	16	4	28	3	–	–	–	–	–	–
1931	868	726	615	784	716	606	754	666	582	30	49	23	–	1	1	84	10	9
1932	5	2	2	5	1	2	5	–	2	–	1	–	–	–	–	–	1	–
2012	10	21	23	8	21	23	7	15	20	1	4	3	–	2	–	2	–	–
2013	202	162	181	186	162	181	174	144	167	9	17	14	3	1	–	16	–	–
2014	8	10	5	6	10	5	4	8	3	2	2	2	–	–	–	2	–	–
2019	41	37	40	40	37	40	29	35	27	5	2	11	6	–	2	1	–	–
2021	6	7	1	6	2	1	6	–	1	–	2	–	–	–	–	–	5	–
2022	–	4	2	–	1	1	–	1	–	–	–	1	–	–	–	–	3	1
2029	7	4	3	6	4	2	5	4	2	1	–	–	–	–	–	1	–	1
2031	6	5	5	6	3	2	5	3	2	1	–	–	–	–	–	–	2	3
2032	–	–	1	–	–	1	–	–	1	–	–	–	–	–	–	–	–	–
2040	7	11	14	7	7	11	6	6	11	1	1	–	–	–	–	–	4	3
2051	26	14	10	25	14	10	22	13	8	1	1	2	2	–	–	1	–	–
2061	27	28	14	20	28	14	18	23	11	1	4	3	1	1	–	7	–	–
2062	41	39	31	27	39	31	23	30	27	4	9	4	–	–	–	14	–	–
2063	45	57	52	40	57	52	31	40	42	9	17	9	–	–	1	5	–	–
2071	20	10	20	18	10	20	16	9	14	2	1	6	–	–	–	2	–	–
2073	3	1	1	3	1	1	2	1	1	1	–	–	–	–	–	–	–	–
2091	1	6	3	–	–	–	–	–	–	–	–	–	–	–	–	1	6	3
2092	52	18	15	22	18	15	19	16	12	2	2	3	1	–	–	30	–	–
2093	1	3	3	–	3	3	–	3	3	–	–	–	–	–	–	1	–	–
2099	50	49	41	45	49	41	33	40	36	11	9	4	1	–	1	5	–	–

Capítulo 18 - Minas Gerais

18.1 - Quantidade de acidentes do trabalho, por situação do registro e motivo, segundo a Classificação Nacional de Atividades Econômicas (CNAE), no estado de Minas Gerais - 2013/2015

(continuação)

CNAE	QUANTIDADE DE ACIDENTES DO TRABALHO																	
	Total			Com CAT Registrada												Sem CAT Registrada		
				Total			Motivo											
							Típico			Trajeto			Doença do Trabalho					
	2013	2014	2015	2013	2014	2015	2013	2014	2015	2013	2014	2015	2013	2014	2015	2013	2014	2015
2110	3	1	1	3	–	–	2	–	–	–	–	–	1	–	–	–	1	1
2121	189	145	121	155	139	114	130	107	100	21	28	11	4	4	3	34	6	7
2122	20	39	20	19	39	20	18	35	15	1	4	5	–	–	–	1	–	–
2123	5	5	7	4	5	7	4	4	5	–	1	2	–	–	–	1	–	–
2211	–	10	9	–	–	–	–	–	–	–	–	–	–	–	–	–	10	9
2212	59	50	43	48	50	43	41	42	36	6	8	6	1	–	1	11	–	–
2219	132	206	116	102	119	62	87	81	53	12	19	8	3	19	1	30	87	54
2221	30	15	16	26	14	16	23	13	15	1	1	1	2	–	–	4	1	–
2222	264	240	203	213	239	201	185	211	183	25	25	16	3	3	2	51	1	2
2223	61	47	31	55	47	31	52	46	29	3	1	2	–	–	–	6	–	–
2229	560	396	233	498	395	231	457	357	209	39	36	21	2	2	1	62	1	2
2311	154	122	104	147	122	104	127	112	93	19	10	10	1	–	1	7	–	–
2319	22	15	22	16	15	22	15	15	17	–	–	5	1	–	–	6	–	–
2320	145	128	104	131	127	104	120	113	98	11	14	6	–	–	–	14	1	–
2330	406	286	233	310	286	233	281	243	206	25	35	15	4	8	12	96	–	–
2341	114	95	56	98	95	56	88	87	52	10	8	4	–	–	–	16	–	–
2342	339	140	124	170	140	124	143	117	115	27	23	9	–	–	–	169	–	–
2349	65	46	59	33	46	59	25	32	48	7	12	9	1	2	2	32	–	–
2391	198	130	115	148	130	115	133	114	106	14	13	8	1	3	1	50	–	–
2392	142	129	119	140	129	119	108	113	103	7	2	7	25	14	9	2	–	–
2399	192	108	97	170	108	97	155	93	87	12	15	10	3	–	–	22	–	–
2411	283	240	160	243	240	160	221	215	147	18	24	13	4	1	–	40	–	–
2412	249	159	70	227	158	70	181	146	64	17	11	6	29	1	–	22	1	–
2421	1	14	4	1	14	4	1	14	4	–	–	–	–	–	–	–	–	–
2422	149	130	115	141	129	115	90	66	74	44	47	39	7	16	2	8	1	–
2423	281	262	189	265	262	189	230	214	153	34	41	23	1	7	13	16	–	–
2424	265	168	81	236	168	81	208	133	67	13	12	11	15	23	3	29	–	–
2431	68	65	46	59	65	46	53	60	43	6	5	3	–	–	–	9	–	–
2439	5	6	4	5	6	4	4	2	3	–	–	1	1	4	–	–	–	–
2441	74	43	35	68	43	35	59	40	32	7	3	3	2	–	–	6	–	–
2442	–	–	2	–	–	1	–	–	1	–	–	–	–	–	–	–	–	1
2449	91	58	53	67	58	53	61	53	50	3	2	–	3	3	3	24	–	–
2451	564	541	301	510	540	301	471	491	279	22	31	9	17	18	13	54	1	–
2452	108	80	84	94	61	67	77	47	55	9	9	9	8	5	3	14	19	17
2511	403	380	280	348	367	277	276	279	225	57	74	47	15	14	5	55	13	3
2512	126	87	65	79	85	64	69	67	58	9	17	5	1	1	1	47	2	1
2513	186	171	96	159	171	96	136	147	88	20	21	8	3	3	–	27	–	–
2521	88	70	31	83	69	31	73	58	26	6	9	5	4	2	–	5	1	–
2522	7	18	16	6	9	8	5	8	5	1	1	3	–	–	–	1	9	8
2531	77	51	15	64	51	15	38	46	15	–	4	–	26	1	–	13	–	–
2532	109	61	65	95	61	65	85	57	56	9	4	7	1	–	2	14	–	–
2539	189	165	132	151	165	132	125	137	110	23	27	18	3	1	4	38	–	–
2541	4	2	1	1	2	1	1	2	1	–	–	–	–	–	–	3	–	–
2542	85	75	63	59	75	63	50	60	56	9	12	7	–	3	–	26	–	–
2543	23	22	12	19	22	12	16	18	12	3	4	–	–	–	–	4	–	–
2550	48	46	50	44	46	50	31	34	42	6	8	5	7	4	3	4	–	–
2591	62	36	49	53	36	49	43	35	46	8	1	3	2	–	–	9	–	–
2592	112	70	55	91	70	55	74	59	40	10	9	8	7	2	7	21	–	–
2593	40	30	21	32	30	21	30	26	18	1	1	3	1	3	–	8	–	–
2599	383	306	253	338	306	253	299	271	219	26	28	31	13	7	3	45	–	–
2610	38	58	58	34	58	58	26	24	34	8	34	24	–	–	–	4	–	–
2621	19	28	18	17	28	18	10	13	9	6	15	9	1	–	–	2	–	–
2622	49	51	32	40	51	32	26	34	18	14	16	11	–	1	3	9	–	–
2631	9	7	6	9	7	6	5	4	3	4	2	3	–	1	–	–	–	–
2632	14	14	11	13	14	11	8	12	4	4	2	7	1	–	–	1	–	–
2640	8	12	6	4	12	6	3	9	5	1	3	1	–	–	–	4	–	–
2651	34	54	32	34	54	32	20	36	22	14	18	10	–	–	–	–	–	–
2660	13	16	6	13	16	6	10	13	5	3	3	1	–	–	–	–	–	–
2670	–	–	1	–	–	1	–	–	1	–	–	–	–	–	–	–	–	–
2710	173	126	77	167	126	77	140	99	55	24	26	18	3	1	4	6	–	–
2721	3	2	10	3	1	1	3	–	1	–	1	–	–	–	–	–	1	9
2722	15	18	12	10	10	9	9	8	8	1	2	–	–	–	1	5	8	3
2731	64	47	68	58	41	67	45	35	56	12	6	10	1	–	1	6	6	1
2732	40	32	33	39	32	33	25	20	18	13	12	14	1	–	1	1	–	–
2733	68	94	78	64	94	78	61	87	68	3	5	10	–	2	–	4	–	–
2740	27	20	16	26	20	16	19	13	10	7	6	6	–	1	–	1	–	–
2751	27	51	48	27	28	30	24	23	27	2	4	2	1	1	1	–	23	18
2759	44	19	17	26	19	17	22	18	12	3	1	4	1	–	1	18	–	–
2790	95	54	59	88	54	59	71	37	42	11	11	17	6	6	–	7	–	–
2811	4	20	8	4	–	3	3	–	3	1	–	–	–	–	–	–	20	5
2812	18	19	17	15	19	17	12	17	15	3	2	2	–	–	–	3	–	–
2813	4	5	4	2	4	1	1	4	1	1	–	–	–	–	–	2	1	3
2814	1	1	1	1	1	1	1	1	1	–	–	–	–	–	–	–	–	–
2815	15	23	12	12	23	12	9	18	12	2	5	–	1	–	–	3	–	–
2821	40	58	49	35	52	49	30	44	44	4	7	5	1	1	–	5	6	–
2822	91	86	45	82	85	45	73	68	42	8	16	3	1	1	–	9	1	–
2823	24	42	22	16	42	22	15	39	19	1	3	3	–	–	–	8	–	–
2825	2	1	–	2	1	–	2	–	–	–	1	–	–	–	–	–	–	–
2829	184	152	129	165	152	129	139	131	107	23	19	19	3	2	3	19	–	–

Capítulo 18 - Minas Gerais

18.1 - Quantidade de acidentes do trabalho, por situação do registro e motivo, segundo a Classificação Nacional de Atividades Econômicas (CNAE), no estado de Minas Gerais - 2013/2015

(continuação)

CNAE	QUANTIDADE DE ACIDENTES DO TRABALHO																	
	Total			Com CAT Registrada												Sem CAT Registrada		
				Total			Motivo											
							Típico			Trajeto			Doença do Trabalho					
	2013	2014	2015	2013	2014	2015	2013	2014	2015	2013	2014	2015	2013	2014	2015	2013	2014	2015
2831	–	1	–	–	1	–	–	1	–	–	–	–	–	–	–	–	–	–
2832	6	8	2	5	8	2	3	7	–	1	1	2	1	–	–	1	–	–
2833	49	73	96	43	67	93	42	52	86	1	8	4	–	7	3	6	6	3
2840	11	14	19	9	14	19	8	13	16	1	1	3	–	–	–	2	–	–
2851	1	–	–	–	–	–	–	–	–	–	–	–	–	–	–	1	–	–
2852	97	61	53	89	61	53	73	54	47	16	7	6	–	–	–	8	–	–
2854	65	41	42	51	41	42	40	37	33	10	3	9	1	1	–	14	–	–
2861	42	34	10	38	34	10	26	22	8	7	8	2	5	4	–	4	–	–
2862	18	13	15	17	13	15	15	12	12	2	1	2	–	–	1	1	–	–
2864	2	1	1	2	1	1	2	1	1	–	–	–	–	–	–	–	–	–
2866	–	–	1	–	–	1	–	–	1	–	–	–	–	–	–	–	–	–
2869	88	71	64	69	71	64	57	56	44	12	12	17	–	3	3	19	–	–
2910	586	338	164	488	338	163	427	273	124	54	60	37	7	5	2	98	–	1
2920	82	28	17	66	26	13	52	17	11	7	2	1	7	7	1	16	2	4
2930	129	87	67	104	87	67	91	77	60	12	10	6	1	–	1	25	–	–
2941	191	70	46	155	70	46	100	53	30	35	12	10	20	5	6	36	–	–
2942	25	8	7	21	8	7	18	7	4	2	1	3	1	–	–	4	–	–
2943	44	45	13	39	45	13	35	39	13	3	5	–	1	1	–	5	–	–
2944	86	44	31	63	44	31	56	33	22	6	11	8	1	–	1	23	–	–
2945	58	53	47	46	53	47	32	32	34	9	18	10	5	3	3	12	–	–
2949	1.249	865	705	1.104	865	705	914	747	620	132	70	67	58	48	18	145	–	–
2950	18	18	17	13	18	17	10	16	13	3	1	4	–	1	–	5	–	–
3011	7	6	1	3	6	1	3	4	1	–	2	–	–	–	–	4	–	–
3012	–	–	2	–	–	1	–	–	1	–	–	–	–	–	–	–	–	1
3031	59	42	20	55	42	20	48	37	17	7	5	2	–	–	1	4	–	–
3032	1	2	3	–	2	3	–	–	3	–	2	–	–	–	–	1	–	–
3041	12	10	9	12	10	9	11	9	7	1	1	2	–	–	–	–	–	–
3042	1	–	–	1	–	–	1	–	–	–	–	–	–	–	–	–	–	–
3092	3	–	2	–	–	2	–	–	2	–	–	–	–	–	–	3	–	–
3099	3	12	3	2	12	3	2	12	3	–	–	–	–	–	–	1	–	–
3101	714	476	380	476	476	380	382	391	319	70	64	48	24	21	13	238	–	–
3102	272	260	66	222	260	66	186	217	57	30	22	7	6	21	2	50	–	–
3103	24	14	10	20	14	10	16	9	5	3	3	5	1	2	–	4	–	–
3104	71	64	54	56	64	54	47	48	43	5	14	10	4	2	1	15	–	–
3211	6	3	1	3	3	1	–	2	–	3	1	1	–	–	–	3	–	–
3212	4	5	2	3	5	–	2	2	–	1	3	–	–	–	–	1	–	2
3220	–	2	–	–	2	–	–	2	–	–	–	–	–	–	–	–	–	–
3230	10	17	26	7	–	5	6	–	5	1	–	–	–	–	–	3	17	21
3240	25	18	15	21	18	15	18	12	14	2	6	1	1	–	–	4	–	–
3250	134	93	78	98	93	78	54	61	51	33	23	24	11	9	3	36	–	–
3291	4	32	18	1	1	3	–	–	2	1	1	1	–	–	–	3	31	15
3292	58	28	18	50	28	18	44	22	14	5	6	4	1	–	–	8	–	–
3299	47	31	30	40	31	30	30	24	28	7	7	1	3	–	1	7	–	–
3311	6	4	6	3	4	6	3	3	5	–	1	1	–	–	–	3	–	–
3312	1	5	4	–	5	4	–	4	1	–	1	3	–	–	–	1	–	–
3313	32	23	20	28	23	20	21	19	14	6	4	6	1	–	–	4	–	–
3314	237	172	153	192	172	153	156	126	119	35	45	32	1	1	2	45	–	–
3315	2	2	3	2	2	3	2	1	3	–	1	–	–	–	–	–	–	–
3316	35	22	36	32	22	36	30	18	30	2	3	6	–	1	–	3	–	–
3319	13	12	19	9	12	19	9	11	11	–	1	8	–	–	–	4	–	–
3321	32	13	42	24	13	42	17	9	32	5	3	9	2	1	1	8	–	–
3329	11	13	2	9	13	2	7	9	1	2	4	1	–	–	–	2	–	–
3511	65	96	81	55	53	56	44	34	46	10	16	7	1	3	3	10	43	25
3512	3	3	4	3	–	4	2	–	3	1	–	1	–	–	–	–	3	–
3513	–	1	–	–	1	–	–	1	–	–	–	–	–	–	–	–	–	–
3514	91	98	93	77	98	93	54	68	70	19	29	23	4	1	–	14	–	–
3520	4	5	1	4	5	1	4	2	1	–	3	–	–	–	–	–	–	–
3530	–	2	1	–	2	1	–	2	1	–	–	–	–	–	–	–	–	–
3600	509	445	427	428	445	427	354	368	363	70	77	61	4	–	3	81	–	–
3702	12	3	4	10	3	4	6	2	4	4	1	–	–	–	–	2	–	–
3811	384	326	309	336	326	309	316	305	284	19	21	25	1	–	–	48	–	–
3812	12	10	8	10	10	8	9	10	7	1	–	1	–	–	–	2	–	–
3821	14	13	19	12	13	19	9	11	16	2	2	1	1	–	2	2	–	–
3822	17	13	33	16	13	33	13	12	32	3	1	1	–	–	–	1	–	–
3831	57	38	17	49	38	17	44	30	11	5	8	6	–	–	–	8	–	–
3832	24	21	17	15	21	17	15	21	16	–	–	1	–	–	–	9	–	–
3839	39	37	27	31	37	27	29	35	22	2	2	5	–	–	–	8	–	–
3900	28	22	9	27	22	9	27	19	9	–	3	–	–	–	–	1	–	–
4110	781	403	382	686	403	382	588	343	334	82	56	42	16	4	6	95	–	–
4120	2.654	1.907	1.618	1.972	1.904	1.614	1.686	1.645	1.374	240	221	206	46	38	34	682	3	4
4211	918	734	395	744	734	395	677	672	353	63	58	40	4	4	2	174	–	–
4212	255	190	153	210	190	153	177	178	132	32	11	20	1	1	1	45	–	–
4213	184	122	74	136	122	74	123	104	61	13	16	13	–	2	–	48	–	–
4221	525	550	559	447	423	435	391	359	365	53	59	62	3	5	8	78	127	124
4222	85	65	52	56	65	52	48	59	43	6	6	8	2	–	1	29	–	–
4223	3	36	15	3	19	8	3	16	5	–	3	3	–	–	–	–	17	7
4291	1	3	1	1	3	1	–	3	1	1	–	–	–	–	–	–	–	–
4292	486	380	173	400	380	173	342	351	150	58	27	23	–	2	–	86	–	–
4299	351	269	159	251	269	159	204	207	141	29	59	15	18	3	3	100	–	–

Capítulo 18 - Minas Gerais

18.1 - Quantidade de acidentes do trabalho, por situação do registro e motivo, segundo a Classificação Nacional de Atividades Econômicas (CNAE), no estado de Minas Gerais - 2013/2015

(continuação)

CNAE	QUANTIDADE DE ACIDENTES DO TRABALHO																	
	Total			Com CAT Registrada												Sem CAT Registrada		
				Total			Motivo											
							Típico			Trajeto			Doença do Trabalho					
	2013	2014	2015	2013	2014	2015	2013	2014	2015	2013	2014	2015	2013	2014	2015	2013	2014	2015
4311	7	5	6	6	5	6	6	4	6	–	1	–	–	–	–	1	–	–
4312	54	46	38	49	46	38	41	39	35	7	5	3	1	2	–	5	–	–
4313	193	151	206	145	151	206	125	132	177	19	16	27	1	3	2	48	–	–
4319	14	12	9	10	12	9	8	10	8	2	1	1	–	1	–	4	–	–
4321	194	137	135	154	137	135	126	89	109	28	47	26	–	1	–	40	–	–
4322	74	81	44	62	81	44	39	61	28	22	20	16	1	–	–	12	–	–
4329	126	110	119	87	110	119	67	79	80	19	31	39	1	–	–	39	–	–
4330	198	147	97	148	147	97	114	118	75	30	26	22	4	3	–	50	–	–
4391	61	40	23	47	40	23	35	37	19	7	2	4	5	1	–	14	–	–
4399	301	182	124	219	182	124	186	149	100	31	30	20	2	3	4	82	–	–
4511	297	260	173	238	260	173	154	166	127	83	86	46	1	8	–	59	–	–
4512	7	52	28	3	3	2	2	2	1	1	1	1	–	–	–	4	49	26
4520	290	215	138	210	215	138	153	154	102	50	55	33	7	6	3	80	–	–
4530	520	391	375	371	391	375	252	263	247	115	125	125	4	3	3	149	–	–
4541	84	77	62	57	66	55	27	31	21	30	35	34	–	–	–	27	11	7
4542	2	–	2	2	–	2	2	–	–	–	–	2	–	–	–	–	–	–
4543	3	5	5	2	4	3	1	1	1	1	3	2	–	–	–	1	1	2
4611	–	2	1	–	2	1	–	1	1	–	1	–	–	–	–	–	–	–
4612	18	–	–	18	–	–	16	–	–	2	–	–	–	–	–	–	–	–
4613	–	1	–	–	1	–	–	1	–	–	–	–	–	–	–	–	–	–
4614	2	–	3	2	–	3	2	–	3	–	–	–	–	–	–	–	–	–
4616	–	1	–	–	1	–	–	–	–	–	1	–	–	–	–	–	–	–
4617	12	10	9	7	10	9	4	5	3	2	5	6	1	–	–	5	–	–
4618	6	–	1	4	–	1	3	–	1	1	–	–	–	–	–	2	–	–
4619	9	8	7	7	8	7	4	3	7	3	5	–	–	–	–	2	–	–
4621	173	192	147	145	192	147	129	169	132	14	19	14	2	4	1	28	–	–
4622	2	5	3	2	5	3	2	5	2	–	–	1	–	–	–	–	–	–
4623	47	32	40	34	32	40	22	27	29	11	5	11	1	–	–	13	–	–
4631	28	24	18	20	24	18	15	12	9	5	12	8	–	–	1	8	–	–
4632	16	14	8	7	14	8	5	9	5	2	5	3	–	–	–	9	–	–
4633	81	62	59	59	62	59	44	46	46	14	16	11	1	–	2	22	–	–
4634	90	74	60	74	74	60	59	58	52	13	16	6	2	–	2	16	–	–
4635	503	379	393	426	379	393	325	270	291	97	107	100	4	2	2	77	–	–
4636	3	2	3	2	2	3	1	1	2	1	1	1	–	–	–	1	–	–
4637	63	67	41	52	67	41	35	43	27	17	24	13	–	–	1	11	–	–
4639	175	133	114	146	133	114	111	90	87	34	42	26	1	1	1	29	–	–
4641	26	25	12	14	25	12	7	18	9	7	7	2	–	–	1	12	–	–
4642	15	16	10	9	16	10	6	9	8	2	6	2	1	1	–	6	–	–
4643	5	–	1	2	–	1	1	–	–	1	–	1	–	–	–	3	–	–
4644	43	33	47	30	33	47	20	20	31	10	13	15	–	–	1	13	–	–
4645	15	12	25	13	12	25	6	8	16	7	3	9	–	1	–	2	–	–
4646	45	29	48	37	29	48	19	16	26	18	12	22	–	1	–	8	–	–
4647	13	14	13	10	14	13	6	9	5	4	5	7	–	–	1	3	–	–
4649	23	19	18	14	19	18	9	14	14	4	5	4	1	–	–	9	–	–
4651	7	6	5	5	6	5	4	3	3	1	3	2	–	–	–	2	–	–
4652	2	1	1	1	1	1	–	–	–	1	1	1	–	–	–	1	–	–
4661	40	37	48	34	37	48	26	29	35	8	8	13	–	–	–	6	–	–
4662	40	33	24	37	33	24	26	25	23	9	7	1	2	1	–	3	–	–
4663	20	25	14	18	25	14	11	17	6	7	8	8	–	–	–	2	–	–
4664	–	7	3	–	7	3	–	3	2	–	4	1	–	–	–	–	–	–
4665	6	1	5	4	1	5	2	1	2	2	–	3	–	–	–	2	–	–
4669	13	14	19	10	14	19	4	11	17	5	3	2	1	–	–	3	–	–
4671	32	27	23	19	27	23	14	23	22	5	4	1	–	–	–	13	–	–
4672	45	34	16	43	34	16	31	31	11	5	2	5	7	1	–	2	–	–
4673	9	11	6	7	11	6	5	9	6	2	2	–	–	–	–	2	–	–
4674	7	5	10	4	5	10	3	5	8	1	–	2	–	–	–	3	–	–
4679	122	107	95	100	107	95	84	94	79	14	12	12	2	1	4	22	–	–
4681	32	31	23	18	31	23	16	21	17	2	9	6	–	1	–	14	–	–
4682	95	90	75	81	90	75	69	72	61	11	16	11	1	2	3	14	–	–
4683	42	74	56	35	74	56	20	57	46	15	15	10	–	2	–	7	–	–
4684	13	6	3	7	6	3	5	5	2	2	1	1	–	–	–	6	–	–
4685	42	26	17	38	26	17	34	22	14	3	2	3	1	2	–	4	–	–
4686	22	13	8	13	13	8	12	8	6	1	5	2	–	–	–	9	–	–
4687	133	86	82	92	86	82	80	76	67	11	10	14	1	–	1	41	–	–
4689	70	68	41	51	68	41	34	47	34	16	21	7	1	–	–	19	–	–
4691	119	79	75	88	79	75	75	66	61	12	13	13	1	–	1	31	–	–
4692	7	3	6	4	3	6	3	2	4	1	1	2	–	–	–	3	–	–
4693	165	181	165	142	181	165	104	135	129	38	42	34	–	4	2	23	–	–
4711	2.208	1.845	1.727	1.736	1.845	1.727	1.447	1.526	1.409	265	298	299	24	21	19	472	–	–
4712	207	130	124	125	130	124	105	94	84	18	31	39	2	5	1	82	–	–
4713	152	83	83	118	83	83	82	53	55	34	25	27	2	5	1	34	–	–
4721	186	124	117	116	124	117	88	95	88	26	27	26	2	2	3	70	–	–
4722	170	97	80	109	97	80	87	75	57	20	20	23	2	2	–	61	–	–
4723	61	26	33	41	26	33	23	16	19	17	10	13	1	–	1	20	–	–
4724	47	32	31	26	32	31	18	23	22	7	9	8	1	–	1	21	–	–
4729	52	70	43	33	70	43	16	49	30	17	20	12	–	1	1	19	–	–
4731	261	192	177	175	192	177	95	105	104	79	82	71	1	5	2	86	–	–
4732	9	5	3	8	5	3	6	4	2	2	1	1	–	–	–	1	–	–
4741	37	17	29	23	17	29	11	12	18	12	5	11	–	–	–	14	–	–

Capítulo 18 - Minas Gerais

18.1 - Quantidade de acidentes do trabalho, por situação do registro e motivo, segundo a Classificação Nacional de Atividades Econômicas (CNAE), no estado de Minas Gerais - 2013/2015

(continuação)

CNAE	QUANTIDADE DE ACIDENTES DO TRABALHO																	
	Total			Com CAT Registrada												Sem CAT Registrada		
				Total			Motivo											
							Típico			Trajeto			Doença do Trabalho					
	2013	2014	2015	2013	2014	2015	2013	2014	2015	2013	2014	2015	2013	2014	2015	2013	2014	2015
4742	56	36	31	40	36	31	32	23	21	8	13	10	–	–	–	16	–	–
4743	99	81	62	76	81	62	61	66	54	14	14	8	1	1	–	23	–	–
4744	816	612	506	555	612	506	449	485	386	98	119	107	8	8	13	261	–	–
4751	67	62	44	44	62	44	22	32	24	21	30	20	1	–	–	23	–	–
4752	26	43	21	18	43	21	12	18	15	6	25	6	–	–	–	8	–	–
4753	230	176	163	164	176	163	107	105	95	54	66	64	3	5	4	66	–	–
4754	131	77	70	80	77	70	57	44	37	23	32	33	–	1	–	51	–	–
4755	47	35	38	19	35	38	12	23	23	7	10	14	–	2	1	28	–	–
4756	1	4	2	1	4	2	–	1	–	1	3	2	–	–	–	–	–	–
4757	18	21	18	15	21	18	9	14	12	6	7	5	–	–	1	3	–	–
4759	40	33	34	30	33	34	22	22	19	8	11	15	–	–	–	10	–	–
4761	49	44	23	35	44	23	18	19	15	17	24	8	–	1	–	14	–	–
4762	1	1	1	1	1	1	–	1	–	1	–	1	–	–	–	–	–	–
4763	36	30	23	25	30	23	16	19	13	8	11	10	1	–	–	11	–	–
4771	311	250	221	235	250	221	150	149	134	83	99	86	2	2	1	76	–	–
4772	28	21	24	19	21	24	12	10	13	7	10	10	–	1	1	9	–	–
4773	6	7	7	5	7	7	3	2	6	2	4	1	–	1	–	1	–	–
4774	13	14	10	7	14	10	4	6	5	3	8	5	–	–	–	6	–	–
4781	227	133	119	141	133	119	81	64	64	60	69	53	–	–	2	86	–	–
4782	86	65	70	59	65	70	37	42	53	22	22	17	–	1	–	27	–	–
4783	11	5	5	9	5	5	6	1	2	3	4	3	–	–	–	2	–	–
4784	96	49	73	60	49	73	47	32	47	12	15	26	1	2	–	36	–	–
4785	7	5	8	4	5	8	4	3	7	–	2	1	–	–	–	3	–	–
4789	234	187	159	158	187	159	97	138	101	57	44	55	4	5	3	76	–	–
4911	176	106	89	151	106	89	110	61	67	29	42	18	12	3	4	25	–	–
4912	30	19	23	28	19	23	23	17	16	5	2	7	–	–	–	2	–	–
4921	778	462	332	377	462	332	245	293	211	113	140	112	19	29	9	401	–	–
4922	485	328	286	315	328	286	245	237	202	59	88	80	11	3	4	170	–	–
4923	10	14	9	7	14	9	5	6	4	2	8	5	–	–	–	3	–	–
4924	9	7	6	6	7	6	4	5	4	2	2	2	–	–	–	3	–	–
4929	83	44	52	43	44	52	32	32	30	11	11	21	–	1	1	40	–	–
4930	2.250	1.616	1.444	1.685	1.616	1.444	1.372	1.291	1.162	296	311	261	17	14	21	565	–	–
4940	7	1	2	7	1	2	5	1	2	2	–	–	–	–	–	–	–	–
5012	–	–	1	–	–	1	–	–	1	–	–	–	–	–	–	–	–	–
5021	2	–	–	–	–	–	–	–	–	–	–	–	–	–	–	2	–	–
5030	–	16	7	–	–	2	–	–	1	–	–	1	–	–	–	–	16	5
5091	3	–	–	1	–	–	1	–	–	–	–	–	–	–	–	2	–	–
5111	45	89	65	42	45	34	30	34	17	12	11	16	–	–	1	3	44	31
5112	10	11	8	10	8	3	7	5	3	2	3	–	1	–	–	–	3	5
5120	2	3	1	2	2	1	2	2	1	–	–	–	–	–	–	–	1	–
5211	195	144	131	156	132	118	113	114	104	42	17	13	1	1	1	39	12	13
5212	38	87	82	27	33	43	17	29	32	10	4	11	–	–	–	11	54	39
5221	23	25	57	19	21	54	18	19	44	1	2	10	–	–	–	4	4	3
5222	6	2	4	5	2	4	4	2	2	1	–	2	–	–	–	1	–	–
5223	29	20	24	19	20	23	7	10	14	11	10	9	1	–	–	10	–	1
5229	48	48	46	32	47	45	23	28	31	9	17	12	–	2	2	16	1	1
5231	–	1	2	–	–	–	–	–	–	–	–	–	–	–	–	–	1	2
5232	3	5	2	2	–	–	–	–	–	2	–	–	–	–	–	1	5	2
5240	42	28	38	35	28	38	24	18	27	11	9	11	–	1	–	7	–	–
5250	121	112	59	104	112	59	86	76	42	18	31	15	–	5	2	17	–	–
5310	746	861	1.095	607	861	1.095	466	735	983	138	115	99	3	11	13	139	–	–
5320	83	49	49	43	49	49	27	34	30	16	14	19	–	1	–	40	–	–
5510	238	182	176	153	182	176	106	130	139	40	45	36	7	7	1	85	–	–
5590	13	13	4	8	13	4	5	10	3	–	3	1	3	–	–	5	–	–
5611	1.087	630	582	638	630	582	469	477	434	150	134	135	19	19	13	449	–	–
5612	3	2	3	1	2	3	1	2	2	–	–	1	–	–	–	2	–	–
5620	598	366	283	414	366	283	341	288	222	72	70	58	1	8	3	184	–	–
5811	6	5	8	6	5	8	5	3	2	1	2	6	–	–	–	–	–	–
5812	6	2	4	4	2	4	3	1	2	1	1	2	–	–	–	2	–	–
5813	–	–	2	–	–	2	–	–	1	–	–	1	–	–	–	–	–	–
5819	1	2	–	–	2	–	–	–	–	–	2	–	–	–	–	1	–	–
5821	1	3	–	1	3	–	1	3	–	–	–	–	–	–	–	–	–	–
5822	29	25	27	23	25	27	9	18	19	13	7	8	1	–	–	6	–	–
5823	1	1	–	1	1	–	–	–	–	1	1	–	–	–	–	–	–	–
5829	18	13	12	10	13	12	8	10	8	2	3	4	–	–	–	8	–	–
5911	1	5	2	–	2	–	–	2	–	–	–	–	–	–	–	1	3	2
5912	1	–	–	1	–	–	–	–	–	1	–	–	–	–	–	–	–	–
5914	6	10	3	5	10	3	2	8	2	3	2	1	–	–	–	1	–	–
6010	8	29	13	7	4	4	2	–	2	5	3	2	–	1	–	1	25	9
6021	15	27	19	14	25	19	5	16	12	9	9	6	–	–	1	1	2	–
6022	–	2	–	–	2	–	–	1	–	–	1	–	–	–	–	–	–	–
6110	66	52	50	59	52	50	39	28	32	20	23	18	–	1	–	7	–	–
6120	44	23	45	34	23	45	22	11	24	12	12	20	–	–	1	10	–	–
6130	–	2	–	–	2	–	–	1	–	–	1	–	–	–	–	–	–	–
6141	21	36	13	19	35	12	11	25	12	8	10	–	–	–	–	2	1	1
6142	–	3	2	–	3	2	–	1	2	–	2	–	–	–	–	–	–	–
6190	38	30	35	32	30	35	21	27	20	11	3	15	–	–	–	6	–	–
6201	12	214	126	11	22	11	2	7	–	8	15	8	1	–	3	1	192	115
6202	11	8	19	6	8	19	1	1	3	5	7	16	–	–	–	5	–	–

Capítulo 18 - Minas Gerais

18.1 - Quantidade de acidentes do trabalho, por situação do registro e motivo, segundo a Classificação Nacional de Atividades Econômicas (CNAE), no estado de Minas Gerais - 2013/2015

(continuação)

CNAE	QUANTIDADE DE ACIDENTES DO TRABALHO																	
	Total			Com CAT Registrada												Sem CAT Registrada		
				Total			Motivo											
							Típico			Trajeto			Doença do Trabalho					
	2013	2014	2015	2013	2014	2015	2013	2014	2015	2013	2014	2015	2013	2014	2015	2013	2014	2015
6203	7	8	15	6	8	15	1	3	2	4	5	13	1	–	–	1	–	–
6204	21	20	22	17	20	22	7	10	7	10	10	15	–	–	–	4	–	–
6209	33	26	25	23	26	25	6	5	7	17	20	18	–	1	–	10	–	–
6311	27	24	19	20	10	13	4	3	4	15	7	9	1	–	–	7	14	6
6319	1	1	3	–	1	3	–	–	1	–	1	2	–	–	–	1	–	–
6399	5	2	1	4	2	1	2	1	–	2	1	1	–	–	–	1	–	–
6410	3	2	3	3	2	3	3	2	3	–	–	–	–	–	–	–	–	–
6421	66	23	33	61	23	33	56	15	26	4	7	5	1	1	2	5	–	–
6422	228	129	125	102	129	125	31	29	30	30	33	22	41	67	73	126	–	–
6423	55	29	27	22	29	27	7	8	7	14	19	20	1	2	–	33	–	–
6424	23	13	21	17	13	21	7	4	8	9	8	11	1	1	2	6	–	–
6433	3	1	–	3	1	–	–	1	–	3	–	–	–	–	–	–	–	–
6434	–	–	1	–	–	1	–	–	1	–	–	–	–	–	–	–	–	–
6435	–	1	–	–	–	–	–	–	–	–	–	–	–	–	–	–	1	–
6436	–	4	–	–	4	–	–	1	–	–	3	–	–	–	–	–	–	–
6462	26	30	25	23	30	25	18	29	19	5	1	5	–	–	1	3	–	–
6463	5	8	10	3	8	10	2	3	10	1	5	–	–	–	–	2	–	–
6470	1	4	–	1	4	–	1	4	–	–	–	–	–	–	–	–	–	–
6491	–	–	1	–	–	1	–	–	1	–	–	–	–	–	–	–	–	–
6493	17	4	4	14	4	4	9	2	–	5	2	4	–	–	–	3	–	–
6499	1	1	–	1	1	–	1	1	–	–	–	–	–	–	–	–	–	–
6511	2	5	3	1	5	3	1	2	1	–	1	2	–	2	–	1	–	–
6512	3	2	–	1	2	–	–	1	–	–	1	–	1	–	–	2	–	–
6541	1	4	2	1	4	2	1	1	–	–	3	2	–	–	–	–	–	–
6550	98	73	101	91	73	101	52	48	62	38	25	39	1	–	–	7	–	–
6612	–	–	2	–	–	2	–	–	–	–	–	2	–	–	–	–	–	–
6613	3	7	6	3	1	1	–	1	1	3	–	–	–	–	–	–	6	5
6619	5	5	5	3	5	5	1	1	3	1	4	2	1	–	–	2	–	–
6621	2	3	3	2	–	–	1	–	–	1	–	–	–	–	–	–	3	3
6622	2	10	7	–	10	7	–	–	3	–	10	4	–	–	–	2	–	–
6629	2	5	3	2	5	3	1	2	1	1	2	2	–	1	–	–	–	–
6630	16	9	18	4	1	9	3	1	9	1	–	–	–	–	–	12	8	9
6810	67	74	62	53	74	62	48	63	50	4	10	10	1	1	2	14	–	–
6821	23	19	19	18	19	19	11	8	11	7	10	8	–	1	–	5	–	–
6822	26	18	20	21	18	20	11	14	17	10	4	3	–	–	–	5	–	–
6911	24	12	8	17	12	8	7	3	2	9	9	6	1	–	–	7	–	–
6912	6	2	3	5	2	3	1	–	1	3	2	2	1	–	–	1	–	–
6920	111	105	104	82	105	104	34	47	28	48	57	73	–	1	3	29	–	–
7010	1	5	1	1	2	–	1	2	–	–	–	–	–	–	–	–	3	1
7020	46	47	39	38	46	39	12	22	12	26	24	26	–	–	1	8	1	–
7111	11	12	2	8	12	2	6	6	1	2	6	1	–	–	–	3	–	–
7112	327	256	224	262	256	224	185	185	170	72	66	52	5	5	2	65	–	–
7119	32	32	26	30	32	26	16	17	13	14	13	13	–	2	–	2	–	–
7120	25	15	15	23	15	15	15	12	9	8	3	6	–	–	–	2	–	–
7210	54	40	39	52	40	38	38	30	30	7	9	4	7	1	4	2	–	1
7220	7	16	7	7	10	7	5	7	4	2	3	3	–	–	–	–	6	–
7311	3	9	10	2	–	3	1	–	1	1	–	2	–	–	–	1	9	7
7312	1	–	2	–	–	2	–	–	1	–	–	1	–	–	–	1	–	–
7319	33	24	32	18	24	32	7	6	8	11	16	24	–	2	–	15	–	–
7320	3	9	10	2	7	8	–	5	2	2	2	6	–	–	–	1	2	2
7410	2	1	1	2	1	1	2	–	–	–	1	1	–	–	–	–	–	–
7420	7	13	11	5	8	4	3	3	4	2	5	–	–	–	–	2	5	7
7490	74	44	36	62	44	36	43	20	22	19	24	14	–	–	–	12	–	–
7500	4	6	2	2	6	2	2	3	1	–	2	–	–	1	1	2	–	–
7711	49	33	26	36	33	26	22	21	13	13	11	12	1	1	1	13	–	–
7719	14	8	4	6	8	4	6	8	2	–	–	1	–	–	1	8	–	–
7721	4	2	–	3	2	–	1	2	–	2	–	–	–	–	–	1	–	–
7722	3	–	1	2	–	1	1	–	–	1	–	1	–	–	–	1	–	–
7723	16	3	6	9	3	6	8	1	4	1	2	1	–	–	1	7	–	–
7729	7	7	2	2	7	2	1	5	1	1	2	1	–	–	–	5	–	–
7731	17	28	16	11	28	16	9	25	12	2	3	4	–	–	–	6	–	–
7732	157	85	79	119	85	79	89	68	56	28	17	21	2	–	2	38	–	–
7733	11	8	14	7	7	12	2	3	5	5	4	7	–	–	–	4	1	2
7739	94	73	76	61	73	76	49	57	64	12	16	12	–	–	–	33	–	–
7740	1	–	4	1	–	4	1	–	3	–	–	1	–	–	–	–	–	–
7810	27	17	24	22	17	24	9	10	13	13	6	11	–	1	–	5	–	–
7820	237	153	72	151	153	72	74	103	29	68	47	40	9	3	3	86	–	–
7830	199	87	88	134	87	88	81	42	44	49	42	44	4	3	–	65	–	–
7911	3	7	7	–	7	7	–	5	3	–	1	4	–	1	–	3	–	–
7990	1	1	–	1	1	–	–	–	–	1	1	–	–	–	–	–	–	–
8011	239	216	154	158	213	153	40	55	44	118	155	108	–	3	1	81	3	1
8012	145	130	122	118	125	118	62	88	61	54	37	56	2	–	1	27	5	4
8020	125	91	71	114	91	71	77	54	49	37	37	22	–	–	–	11	–	–
8030	–	23	18	–	–	–	–	–	–	–	–	–	–	–	–	–	23	18
8111	45	37	44	28	37	44	17	20	20	11	15	24	–	2	–	17	–	–
8112	401	289	272	301	289	272	214	213	198	78	70	67	9	6	7	100	–	–
8121	648	294	237	374	293	237	225	153	121	135	129	109	14	11	7	274	1	–
8122	65	13	6	56	13	5	48	4	2	8	9	3	–	–	–	9	–	1
8129	87	51	64	58	51	64	41	35	40	17	16	24	–	–	–	29	–	–

Capítulo 18 - Minas Gerais

18.1 - Quantidade de acidentes do trabalho, por situação do registro e motivo, segundo a Classificação Nacional de Atividades Econômicas (CNAE), no estado de Minas Gerais - 2013/2015

(conclusão)

CNAE	QUANTIDADE DE ACIDENTES DO TRABALHO																	
	Total			Com CAT Registrada												Sem CAT Registrada		
				Total			Motivo											
							Típico			Trajeto			Doença do Trabalho					
	2013	2014	2015	2013	2014	2015	2013	2014	2015	2013	2014	2015	2013	2014	2015	2013	2014	2015
8130	21	24	36	15	11	23	12	10	19	2	1	4	1	–	–	6	13	13
8211	295	161	146	171	150	141	66	80	65	103	67	73	2	3	3	124	11	5
8219	65	75	43	48	75	43	36	53	23	12	21	20	–	1	–	17	–	–
8220	569	302	304	386	300	303	174	115	117	197	161	170	15	24	16	183	2	1
8230	26	17	35	20	17	35	12	13	22	8	4	13	–	–	–	6	–	–
8291	43	42	22	26	34	15	8	8	6	17	17	8	1	9	1	17	8	7
8292	7	2	1	3	2	1	2	2	–	1	–	1	–	–	–	4	–	–
8299	321	265	233	248	265	233	160	151	139	86	112	92	2	2	2	73	–	–
8411	4.842	2.677	2.579	2.385	2.677	2.579	1.921	2.096	2.014	437	526	529	27	55	36	2.457	–	–
8412	12	1	1	2	1	1	1	1	1	1	–	–	–	–	–	10	–	–
8413	4	3	1	4	3	1	4	3	1	–	–	–	–	–	–	–	–	–
8422	5	4	1	5	4	1	4	4	1	–	–	–	1	–	–	–	–	–
8423	9	14	8	6	14	8	5	9	7	1	4	1	–	1	–	3	–	–
8424	5	3	15	4	3	15	4	2	13	–	–	2	–	1	–	1	–	–
8425	–	–	1	–	–	1	–	–	1	–	–	–	–	–	–	–	–	–
8430	3	–	4	2	–	4	1	–	3	1	–	1	–	–	–	1	–	–
8511	37	416	354	29	26	24	22	18	18	6	7	6	1	1	–	8	390	330
8512	48	26	29	31	24	28	23	16	22	6	8	5	2	–	1	17	2	1
8513	105	91	79	68	83	77	53	59	61	15	21	16	–	3	–	37	8	2
8520	69	37	52	49	37	52	41	25	37	7	11	14	1	1	1	20	–	–
8531	172	163	150	134	141	140	88	111	107	44	30	33	2	–	–	38	22	10
8532	239	158	176	219	150	174	172	119	137	46	29	37	1	2	–	20	8	2
8533	11	21	21	9	21	21	7	16	16	2	5	5	–	–	–	2	–	–
8541	13	10	9	10	10	9	3	4	5	7	6	4	–	–	–	3	–	–
8542	4	13	12	4	4	5	3	4	3	1	–	2	–	–	–	–	9	7
8550	246	156	146	221	156	146	167	117	106	51	38	37	3	1	3	25	–	–
8591	2	2	3	1	2	3	1	1	–	–	1	3	–	–	–	1	–	–
8592	1	1	2	–	1	2	–	1	–	–	–	2	–	–	–	1	–	–
8593	4	5	7	2	5	7	1	3	2	–	2	5	1	–	–	2	–	–
8599	216	190	205	177	190	205	122	111	124	54	78	77	1	1	4	39	–	–
8610	6.235	5.673	5.642	5.744	5.673	5.642	4.997	4.852	4.803	710	770	800	37	51	39	491	–	–
8621	17	19	29	17	19	29	12	13	19	5	6	9	–	–	1	–	–	–
8622	2	–	3	2	–	3	2	–	1	–	–	2	–	–	–	–	–	–
8630	139	145	172	125	145	172	87	104	132	37	39	38	1	2	2	14	–	–
8640	430	471	462	409	471	462	327	341	322	80	127	137	2	3	3	21	–	–
8650	65	44	63	60	44	63	48	40	53	11	3	9	1	1	1	5	–	–
8660	115	132	184	105	132	184	85	102	153	20	30	31	–	–	–	10	–	–
8690	96	130	108	81	130	108	61	98	83	20	30	24	–	2	1	15	–	–
8711	59	41	56	33	41	56	25	32	48	6	5	7	2	4	1	26	–	–
8712	5	3	4	2	3	4	1	2	2	1	1	2	–	–	–	3	–	–
8720	26	18	15	22	18	15	19	13	9	3	4	6	–	1	–	4	–	–
8730	57	45	49	45	45	49	36	28	34	9	16	13	–	1	2	12	–	–
8800	100	116	101	84	116	101	54	74	73	23	37	27	7	5	1	16	–	–
9001	28	17	10	22	17	10	18	16	7	3	1	2	1	–	1	6	–	–
9002	–	–	1	–	–	1	–	–	1	–	–	–	–	–	–	–	–	–
9003	–	2	3	–	2	3	–	2	1	–	–	2	–	–	–	–	–	–
9102	2	2	–	2	2	–	2	2	–	–	–	–	–	–	–	–	–	–
9103	5	4	1	4	4	1	3	4	1	1	–	–	–	–	–	1	–	–
9311	10	3	5	10	3	5	9	2	3	1	1	2	–	–	–	–	–	–
9312	122	116	133	91	116	133	60	88	100	28	26	32	3	2	1	31	–	–
9313	22	11	15	14	11	15	7	6	9	7	5	5	–	–	1	8	–	–
9319	9	5	4	5	5	4	4	4	3	1	–	1	–	1	–	4	–	–
9321	6	4	3	4	4	3	4	4	1	–	–	2	–	–	–	2	–	–
9329	27	19	12	22	19	12	20	17	10	2	2	2	–	–	–	5	–	–
9411	35	15	9	32	15	9	25	10	6	7	5	3	–	–	–	3	–	–
9412	32	8	9	30	8	9	20	2	6	8	6	3	2	–	–	2	–	–
9420	81	30	28	63	30	28	31	19	11	26	11	16	6	–	1	18	–	–
9430	425	304	315	316	304	315	216	209	212	84	78	95	16	17	8	109	–	–
9491	100	64	81	63	64	81	42	44	62	20	17	19	1	3	–	37	–	–
9492	1	117	66	–	2	–	–	1	–	–	1	–	–	–	–	1	115	66
9493	2	2	4	–	2	4	–	1	3	–	1	1	–	–	–	2	–	–
9499	64	37	45	48	37	45	33	22	35	15	12	10	–	3	–	16	–	–
9511	23	18	10	16	18	10	7	8	6	9	10	4	–	–	–	7	–	–
9512	11	8	1	9	8	1	7	8	1	2	–	–	–	–	–	2	–	–
9521	20	16	15	11	16	15	8	10	7	3	6	8	–	–	–	9	–	–
9529	16	12	5	10	12	5	7	8	3	3	4	2	–	–	–	6	–	–
9601	75	55	51	57	55	51	47	42	42	10	11	9	–	2	–	18	–	–
9602	20	12	14	9	12	14	3	8	8	6	3	6	–	1	–	11	–	–
9603	26	29	13	24	29	13	18	17	10	6	12	3	–	–	–	2	–	–
9609	18	21	18	9	21	18	5	15	12	4	6	5	–	–	1	9	–	–
9700	8	5	9	8	5	9	6	5	8	2	–	–	–	–	1	–	–	–
9900	–	1	–	–	–	–	–	–	–	–	–	–	–	–	–	–	1	–
Ignorado	3.304	16.032	11.957	589	520	526	510	459	449	73	57	67	6	4	10	2.715	15.512	11.431

Fonte: DATAPREV, CAT, SUB.
Nota: Os dados são preliminares, estando sujeitos a correções.

Capítulo 18 - Minas Gerais

18.2 - Quantidade de acidentes do trabalho, por situação do registro e motivo, segundo os grupos de idade e sexo, no estado de Minas Gerais - 2013/2015

GRUPOS DE IDADE E SEXO	QUANTIDADE DE ACIDENTES DO TRABALHO																	
	Total			Com CAT Registrada												Sem CAT Registrada		
				Total			Motivo											
							Típico			Trajeto			Doença do Trabalho					
	2013	2014	2015	2013	2014	2015	2013	2014	2015	2013	2014	2015	2013	2014	2015	2013	2014	2015
TOTAL	**77.743**	**74.186**	**62.566**	**58.007**	**56.319**	**49.458**	**46.933**	**44.852**	**39.355**	**9.821**	**10.239**	**9.254**	**1.253**	**1.228**	**849**	**19.736**	**17.867**	**13.108**
Masculino	**53.269**	**50.827**	**42.155**	**41.011**	**39.522**	**33.827**	**33.877**	**32.233**	**27.570**	**6.235**	**6.484**	**5.707**	**899**	**805**	**550**	**12.258**	**11.305**	**8.328**
Feminino	**24.473**	**23.357**	**20.410**	**16.995**	**16.795**	**15.630**	**13.055**	**12.617**	**11.784**	**3.586**	**3.755**	**3.547**	**354**	**423**	**299**	**7.478**	**6.562**	**4.780**
Ignorado	**1**	**2**	**1**	**1**	**2**	**1**	**1**	**2**	**1**	**–**	**–**	**–**	**–**	**–**	**–**	**–**	**–**	**–**
Até 19 anos	2.588	2.339	1.643	2.238	2.021	1.455	1.818	1.609	1.118	414	405	332	6	7	5	350	318	188
Masculino	2.073	1.852	1.313	1.786	1.595	1.164	1.500	1.309	917	281	281	244	5	5	3	287	257	149
Feminino	515	487	330	452	426	291	318	300	201	133	124	88	1	2	2	63	61	39
Ignorado	–	–	–	–	–	–	–	–	–	–	–	–	–	–	–	–	–	–
20 a 24 anos	11.395	10.534	8.412	9.858	9.186	7.395	7.976	7.277	5.787	1.834	1.852	1.574	48	57	34	1.537	1.348	1.017
Masculino	8.665	7.951	6.310	7.568	6.976	5.554	6.244	5.671	4.453	1.296	1.272	1.080	28	33	21	1.097	975	756
Feminino	2.730	2.582	2.101	2.290	2.209	1.840	1.732	1.605	1.333	538	580	494	20	24	13	440	373	261
Ignorado	–	1	1	–	1	1	–	1	1	–	–	–	–	–	–	–	–	–
25 a 29 anos	12.726	11.902	10.123	10.485	9.946	8.688	8.502	7.920	6.852	1.891	1.919	1.765	92	107	71	2.241	1.956	1.435
Masculino	8.866	8.237	6.870	7.375	6.932	5.907	6.137	5.650	4.773	1.187	1.219	1.098	51	63	36	1.491	1.305	963
Feminino	3.860	3.665	3.253	3.110	3.014	2.781	2.365	2.270	2.079	704	700	667	41	44	35	750	651	472
Ignorado	–	–	–	–	–	–	–	–	–	–	–	–	–	–	–	–	–	–
30 a 34 anos	12.473	11.872	9.923	9.625	9.460	8.163	7.771	7.483	6.481	1.680	1.825	1.572	174	152	110	2.848	2.412	1.760
Masculino	8.377	8.009	6.601	6.577	6.492	5.468	5.439	5.237	4.452	1.031	1.168	958	107	87	58	1.800	1.517	1.133
Feminino	4.096	3.862	3.322	3.048	2.967	2.695	2.332	2.245	2.029	649	657	614	67	65	52	1.048	895	627
Ignorado	–	1	–	–	1	–	–	1	–	–	–	–	–	–	–	–	–	–
35 a 39 anos	10.327	10.185	8.938	7.561	7.559	7.072	6.182	6.092	5.648	1.210	1.289	1.315	169	178	109	2.766	2.626	1.866
Masculino	6.763	6.686	5.794	5.125	5.106	4.664	4.268	4.212	3.804	737	784	798	120	110	62	1.638	1.580	1.130
Feminino	3.563	3.499	3.144	2.435	2.453	2.408	1.913	1.880	1.844	473	505	517	49	68	47	1.128	1.046	736
Ignorado	1	–	–	1	–	–	1	–	–	–	–	–	–	–	–	–	–	–
40 a 44 anos	8.611	8.223	7.047	5.996	5.825	5.249	4.870	4.667	4.276	931	976	841	195	182	132	2.615	2.398	1.798
Masculino	5.635	5.282	4.514	4.107	3.852	3.430	3.385	3.137	2.858	583	597	493	139	118	79	1.528	1.430	1.084
Feminino	2.976	2.941	2.533	1.889	1.973	1.819	1.485	1.530	1.418	348	379	348	56	64	53	1.087	968	714
Ignorado	–	–	–	–	–	–	–	–	–	–	–	–	–	–	–	–	–	–
45 a 49 anos	7.794	7.380	6.228	5.013	4.885	4.431	4.037	3.908	3.568	740	767	696	236	210	167	2.781	2.495	1.797
Masculino	4.974	4.901	3.900	3.424	3.404	2.849	2.779	2.801	2.341	466	461	389	179	142	119	1.550	1.497	1.051
Feminino	2.820	2.479	2.328	1.589	1.481	1.582	1.258	1.107	1.227	274	306	307	57	68	48	1.231	998	746
Ignorado	–	–	–	–	–	–	–	–	–	–	–	–	–	–	–	–	–	–
50 a 54 anos	6.198	6.099	5.268	3.770	3.834	3.522	3.003	3.001	2.810	583	632	599	184	201	113	2.428	2.265	1.746
Masculino	3.974	3.862	3.337	2.523	2.542	2.322	2.054	2.057	1.908	328	342	327	141	143	87	1.451	1.320	1.015
Feminino	2.224	2.237	1.931	1.247	1.292	1.200	949	944	902	255	290	272	43	58	26	977	945	731
Ignorado	–	–	–	–	–	–	–	–	–	–	–	–	–	–	–	–	–	–
55 a 59 anos	3.836	3.763	3.289	2.256	2.322	2.214	1.803	1.836	1.784	349	389	363	104	97	67	1.580	1.441	1.075
Masculino	2.555	2.572	2.211	1.579	1.614	1.496	1.291	1.310	1.255	197	233	191	91	71	50	976	958	715
Feminino	1.281	1.191	1.078	677	708	718	512	526	529	152	156	172	13	26	17	604	483	360
Ignorado	–	–	–	–	–	–	–	–	–	–	–	–	–	–	–	–	–	–
60 a 64 anos	1.445	1.517	1.346	912	972	959	739	803	781	134	139	146	39	30	32	533	545	387
Masculino	1.124	1.179	1.026	723	761	724	597	640	601	91	95	96	35	26	27	401	418	302
Feminino	321	338	320	189	211	235	142	163	180	43	44	50	4	4	5	132	127	85
Ignorado	–	–	–	–	–	–	–	–	–	–	–	–	–	–	–	–	–	–
65 a 69 anos	251	284	266	201	228	232	159	194	184	38	30	41	4	4	7	50	56	34
Masculino	194	229	213	158	184	187	129	160	154	27	20	26	2	4	7	36	45	26
Feminino	57	55	53	43	44	45	30	34	30	11	10	15	2	–	–	14	11	8
Ignorado	–	–	–	–	–	–	–	–	–	–	–	–	–	–	–	–	–	–
70 anos e mais	91	80	79	85	74	76	66	55	64	17	16	10	2	3	2	6	6	3
Masculino	64	62	64	62	60	62	50	45	54	11	12	7	1	3	1	2	2	2
Feminino	27	18	15	23	14	14	16	10	10	6	4	3	1	–	1	4	4	1
Ignorado	–	–	–	–	–	–	–	–	–	–	–	–	–	–	–	–	–	–
Ignorada	8	8	4	7	7	2	7	7	2	–	–	–	–	–	–	1	1	2
Masculino	5	5	2	4	4	–	4	4	–	–	–	–	–	–	–	1	1	2
Feminino	3	3	2	3	3	2	3	3	2	–	–	–	–	–	–	–	–	–
Ignorado	–	–	–	–	–	–	–	–	–	–	–	–	–	–	–	–	–	–

Fonte: DATAPREV, CAT, SUB.
Nota: Os dados são preliminares, estando sujeitos a correções.

Capítulo 18 - Minas Gerais

18.3 - Quantidade mensal de acidentes do trabalho, por situação do registro e motivo, no estado de Minas Gerais - 2013/2015

MESES	QUANTIDADE DE ACIDENTES DO TRABALHO																	
	Total			Com CAT Registrada												Sem CAT Registrada		
				Total			Motivo											
							Típico			Trajeto			Doença do Trabalho					
	2013	2014	2015	2013	2014	2015	2013	2014	2015	2013	2014	2015	2013	2014	2015	2013	2014	2015
TOTAL	**77.743**	**74.186**	**62.566**	**58.007**	**56.319**	**49.458**	**46.933**	**44.852**	**39.355**	**9.821**	**10.239**	**9.254**	**1.253**	**1.228**	**849**	**19.736**	**17.867**	**13.108**
Janeiro	6.149	6.060	5.339	4.521	4.549	4.128	3.703	3.672	3.362	715	779	692	103	98	74	1.628	1.511	1.211
Fevereiro	5.705	6.148	4.808	4.206	4.566	3.761	3.476	3.688	3.010	641	775	681	89	103	70	1.499	1.582	1.047
Março	6.418	6.043	5.759	4.677	4.579	4.669	3.843	3.724	3.752	733	751	841	101	104	76	1.741	1.464	1.090
Abril	6.991	6.113	4.957	5.274	4.674	3.924	4.304	3.682	3.087	841	900	763	129	92	74	1.717	1.439	1.033
Maio	6.662	6.556	5.145	4.965	4.967	4.126	4.024	3.907	3.260	857	962	800	84	98	66	1.697	1.589	1.019
Junho	6.561	5.899	5.218	4.915	4.488	4.127	3.958	3.522	3.276	806	879	788	151	87	63	1.646	1.411	1.091
Julho	7.097	6.705	5.689	5.331	5.107	4.436	4.297	4.009	3.543	935	981	817	99	117	76	1.766	1.598	1.253
Agosto	7.147	6.309	5.569	5.219	4.725	4.335	4.135	3.776	3.419	981	859	833	103	90	83	1.928	1.584	1.234
Setembro	6.761	6.744	5.437	5.049	5.130	4.273	4.059	4.049	3.355	849	950	830	141	131	88	1.712	1.614	1.164
Outubro	6.885	6.700	5.345	5.175	5.096	4.125	4.200	4.042	3.263	876	928	807	99	126	55	1.710	1.604	1.220
Novembro	6.057	5.911	5.062	4.606	4.542	4.087	3.676	3.614	3.276	842	813	747	88	115	64	1.451	1.369	975
Dezembro	5.310	4.998	4.238	4.069	3.896	3.467	3.258	3.167	2.752	745	662	655	66	67	60	1.241	1.102	771

Fonte: DATAPREV, CAT, SUB.
Nota: Os dados são preliminares, estando sujeitos a correções.

DISTRIBUIÇÃO DE ACIDENTES DO TRABALHO, POR MOTIVO, NO ESTADO DE MINAS GERAIS - 2015

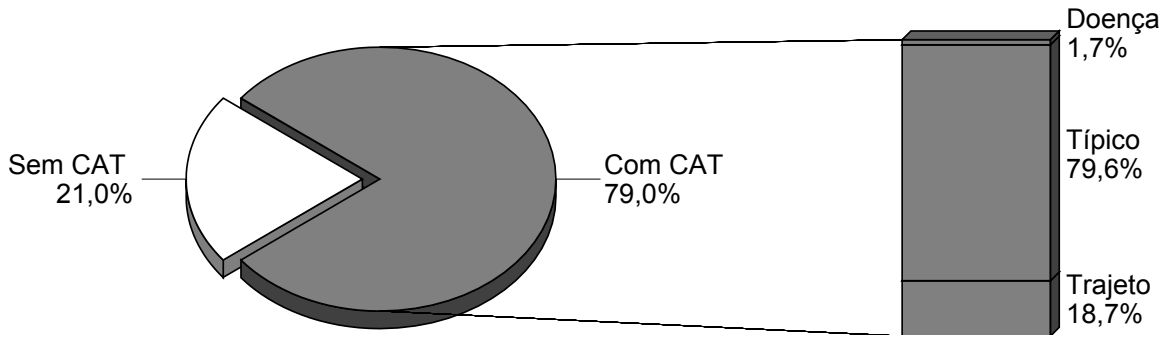

Fonte: DATAPREV, CAT, SUB.

Capítulo 19 - Espírito Santo

19.1 - Quantidade de acidentes do trabalho, por situação do registro e motivo, segundo a Classificação Nacional de Atividades Econômicas (CNAE), no estado do Espírito Santo - 2013/2015

(continua)

CNAE	QUANTIDADE DE ACIDENTES DO TRABALHO																	
	Total			Com CAT Registrada												Sem CAT Registrada		
				Total			Motivo											
							Típico			Trajeto			Doença do Trabalho					
	2013	2014	2015	2013	2014	2015	2013	2014	2015	2013	2014	2015	2013	2014	2015	2013	2014	2015
TOTAL	**13.776**	**14.821**	**13.245**	**12.231**	**13.428**	**12.233**	**9.572**	**10.386**	**9.433**	**2.461**	**2.833**	**2.628**	**198**	**209**	**172**	**1.545**	**1.393**	**1.012**
0111	–	10	8	–	2	2	–	2	2	–	–	–	–	–	–	–	8	6
0112	3	9	5	3	3	1	3	2	1	–	1	–	–	–	–	–	6	4
0113	80	55	45	70	55	42	67	44	39	2	10	2	1	1	1	10	–	3
0116	1	–	–	1	–	–	1	–	–	–	–	–	–	–	–	–	–	–
0119	3	5	13	3	5	13	2	5	8	1	–	5	–	–	–	–	–	–
0121	3	10	6	3	2	1	3	2	–	–	–	1	–	–	–	–	8	5
0122	2	–	1	2	–	1	1	–	1	1	–	–	–	–	–	–	–	–
0132	9	56	19	9	56	19	6	16	18	3	40	1	–	–	–	–	–	–
0133	45	58	41	44	58	41	40	50	35	4	8	6	–	–	–	1	–	–
0134	38	38	27	32	36	26	30	24	22	2	11	4	–	1	–	6	2	1
0135	3	5	3	3	5	3	3	5	3	–	–	–	–	–	–	–	–	–
0139	15	8	16	15	8	16	14	8	15	1	–	1	–	–	–	–	–	–
0141	15	13	14	15	13	14	11	10	11	4	3	3	–	–	–	–	–	–
0142	1	1	1	1	1	1	1	1	1	–	–	–	–	–	–	–	–	–
0151	48	25	17	43	25	17	37	22	15	5	3	2	1	–	–	5	–	–
0152	1	1	2	1	1	2	1	1	1	–	–	1	–	–	–	–	–	–
0154	–	1	8	–	1	8	–	1	7	–	–	1	–	–	–	–	–	–
0155	7	15	12	7	15	12	5	11	9	2	4	3	–	–	–	–	–	–
0161	17	17	10	14	17	10	12	12	10	1	5	–	1	–	–	3	–	–
0162	1	2	–	1	2	–	1	2	–	–	–	–	–	–	–	–	–	–
0210	12	17	15	12	17	15	7	15	11	5	2	4	–	–	–	–	–	–
0220	–	3	–	–	3	–	–	3	–	–	–	–	–	–	–	–	–	–
0230	71	63	45	68	63	45	60	56	37	8	7	8	–	–	–	3	–	–
0322	–	–	1	–	–	1	–	–	–	–	–	1	–	–	–	–	–	–
0600	58	43	46	56	43	46	52	36	41	3	6	5	1	1	–	2	–	–
0710	71	98	89	71	98	89	62	82	82	4	9	7	5	7	–	–	–	–
0729	1	–	–	–	–	–	–	–	–	–	–	–	–	–	–	1	–	–
0810	146	140	130	127	140	130	93	114	106	25	19	23	9	7	1	19	–	–
0892	3	–	1	3	–	1	3	–	1	–	–	–	–	–	–	–	–	–
0893	3	6	3	3	6	3	–	5	2	3	1	1	–	–	–	–	–	–
0899	9	8	10	6	8	10	5	5	8	1	2	2	–	1	–	3	–	–
0910	62	65	71	62	65	71	59	55	66	3	9	4	–	1	1	–	–	–
0990	–	2	1	–	2	1	–	2	1	–	–	–	–	–	–	–	–	–
1011	67	156	170	61	156	170	56	144	164	5	10	6	–	2	–	6	–	–
1012	142	187	184	113	178	175	89	144	148	24	30	25	–	4	2	29	9	9
1013	2	3	3	2	3	3	1	1	3	1	2	–	–	–	–	–	–	–
1020	13	13	13	11	13	13	9	12	12	1	1	1	1	–	–	2	–	–
1031	10	10	4	10	10	4	7	8	3	3	2	1	–	–	–	–	–	–
1033	33	18	12	33	18	12	25	14	8	8	4	4	–	–	–	–	–	–
1051	4	6	3	4	6	3	4	6	3	–	–	–	–	–	–	–	–	–
1052	36	48	40	31	48	40	25	30	31	6	18	9	–	–	–	5	–	–
1053	3	1	4	3	1	4	3	1	3	–	–	–	–	–	1	–	–	–
1062	9	10	8	9	10	8	9	9	7	–	1	1	–	–	–	–	–	–
1063	–	1	1	–	1	1	–	1	1	–	–	–	–	–	–	–	–	–
1066	13	24	21	10	24	21	9	23	18	1	1	2	–	–	1	3	–	–
1069	4	–	1	2	–	1	2	–	–	–	–	1	–	–	–	2	–	–
1071	25	47	22	17	47	22	16	45	21	1	2	1	–	–	–	8	–	–
1081	5	1	1	4	1	1	3	1	1	1	–	–	–	–	–	1	–	–
1082	8	15	13	8	15	13	8	12	10	–	3	3	–	–	–	–	–	–
1091	56	50	36	49	50	36	42	41	28	7	8	8	–	1	–	7	–	–
1092	3	3	2	3	3	2	2	3	2	1	–	–	–	–	–	–	–	–
1093	66	48	36	57	48	36	32	24	25	11	15	6	14	9	5	9	–	–
1094	8	8	13	7	8	13	6	5	10	1	3	2	–	–	1	1	–	–
1095	3	1	–	3	1	–	2	1	–	1	–	–	–	–	–	–	–	–
1096	2	5	3	2	5	3	1	5	3	1	–	–	–	–	–	–	–	–
1099	12	11	4	10	11	4	8	8	4	2	3	–	–	–	–	2	–	–
1111	2	6	3	2	4	2	2	3	–	–	1	2	–	–	–	–	2	1
1112	–	1	1	–	–	–	–	–	–	–	–	–	–	–	–	–	1	1
1113	2	5	–	1	5	–	1	2	–	–	3	–	–	–	–	1	–	–
1121	4	2	1	4	2	1	3	1	1	1	1	–	–	–	–	–	–	–
1122	57	50	17	54	50	17	41	42	14	13	7	3	–	1	–	3	–	–
1311	1	–	–	1	–	–	1	–	–	–	–	–	–	–	–	–	–	–
1314	1	–	2	1	–	2	–	–	–	1	–	2	–	–	–	–	–	–
1340	9	2	2	8	2	2	6	–	2	2	2	–	–	–	–	1	–	–
1351	5	1	6	4	1	6	2	1	4	1	–	2	1	–	–	1	–	–
1353	2	–	–	1	–	–	1	–	–	–	–	–	–	–	–	1	–	–
1354	–	2	–	–	2	–	–	1	–	–	–	–	–	1	–	–	–	–
1359	–	2	2	–	2	2	–	2	2	–	–	–	–	–	–	–	–	–
1411	15	12	4	11	12	4	7	6	1	2	6	2	2	–	1	4	–	–
1412	68	54	45	47	54	45	27	24	29	18	30	15	2	–	1	21	–	–
1413	6	6	3	4	6	3	4	1	2	–	5	1	–	–	–	2	–	–
1414	5	1	5	4	1	5	4	1	2	–	–	3	–	–	–	1	–	–
1510	14	13	9	13	13	9	11	12	9	1	1	–	1	–	–	1	–	–
1521	–	–	2	–	–	1	–	–	1	–	–	–	–	–	–	–	–	1
1529	1	–	2	1	–	2	1	–	1	–	–	1	–	–	–	–	–	–
1531	5	2	1	3	2	1	3	2	1	–	–	–	–	–	–	2	–	–
1532	–	1	–	–	1	–	–	–	–	–	1	–	–	–	–	–	–	–
1539	11	11	10	8	11	10	6	8	5	2	3	5	–	–	–	3	–	–
1540	–	2	2	–	2	2	–	1	1	–	1	1	–	–	–	–	–	–
1610	45	35	30	33	35	28	30	32	26	3	3	2	–	–	–	12	–	2
1622	29	18	23	23	18	23	22	17	22	1	1	–	–	–	1	6	–	–
1623	24	35	21	23	35	21	19	34	21	4	1	–	–	–	–	1	–	–
1629	3	2	4	3	2	4	3	2	4	–	–	–	–	–	–	–	–	–

Capítulo 19 - Espírito Santo

19.1 - Quantidade de acidentes do trabalho, por situação do registro e motivo, segundo a Classificação Nacional de Atividades Econômicas (CNAE), no estado do Espírito Santo - 2013/2015

(continuação)

CNAE	QUANTIDADE DE ACIDENTES DO TRABALHO																	
	Total			Com CAT Registrada												Sem CAT Registrada		
				Total			Motivo											
							Típico			Trajeto			Doença do Trabalho					
	2013	2014	2015	2013	2014	2015	2013	2014	2015	2013	2014	2015	2013	2014	2015	2013	2014	2015
1710	74	65	55	73	65	55	69	63	52	4	1	2	–	1	1	1	–	–
1721	4	6	5	4	6	5	3	6	5	1	–	–	–	–	–	–	–	–
1731	2	1	3	2	1	3	1	1	2	1	–	1	–	–	–	–	–	–
1732	–	1	–	–	–	–	–	–	–	–	–	–	–	–	–	–	1	–
1733	2	3	5	2	3	5	1	3	5	1	–	–	–	–	–	–	–	–
1741	1	2	4	1	1	4	1	1	3	–	–	1	–	–	–	–	1	–
1749	–	–	1	–	–	–	–	–	–	–	–	–	–	–	–	–	–	1
1811	–	4	–	–	3	–	–	2	–	–	1	–	–	–	–	–	1	–
1812	4	8	12	4	5	8	2	3	4	2	2	4	–	–	–	–	3	4
1813	11	11	8	10	10	6	8	8	5	1	2	1	1	–	–	1	1	2
1821	2	–	–	2	–	–	2	–	–	–	–	–	–	–	–	–	–	–
1822	1	1	1	1	1	1	–	1	1	1	–	–	–	–	–	–	–	–
1910	3	3	2	3	3	2	3	2	2	–	1	–	–	–	–	–	–	–
1921	28	18	25	28	18	25	26	17	24	2	1	–	–	–	1	–	–	–
1931	100	94	79	97	93	78	96	92	75	1	1	3	–	–	–	3	1	1
2013	31	33	33	27	33	33	25	32	31	2	1	2	–	–	–	4	–	–
2014	–	–	2	–	–	2	–	–	2	–	–	–	–	–	–	–	–	–
2019	2	9	6	2	9	6	2	9	5	–	–	1	–	–	–	–	–	–
2022	–	–	1	–	–	–	–	–	–	–	–	–	–	–	–	–	–	1
2029	–	1	1	–	–	–	–	–	–	–	–	–	–	–	–	–	1	1
2031	–	1	–	–	–	–	–	–	–	–	–	–	–	–	–	–	1	–
2032	2	5	6	2	5	6	2	2	5	–	2	1	–	1	–	–	–	–
2040	–	–	1	–	–	–	–	–	–	–	–	–	–	–	–	–	–	1
2051	–	1	–	–	1	–	–	1	–	–	–	–	–	–	–	–	–	–
2061	1	–	1	1	–	1	–	–	–	1	–	1	–	–	–	–	–	–
2062	3	–	1	3	–	1	3	–	–	–	–	1	–	–	–	–	–	–
2063	10	8	6	9	8	6	5	5	5	3	3	1	1	–	–	1	–	–
2071	6	9	4	5	9	4	2	6	4	2	3	–	1	–	–	1	–	–
2073	–	2	2	–	2	2	–	2	1	–	–	1	–	–	–	–	–	–
2091	–	1	1	–	–	–	–	–	–	–	–	–	–	–	–	–	1	1
2092	1	–	–	–	–	–	–	–	–	–	–	–	–	–	–	1	–	–
2099	8	6	5	8	6	5	6	6	4	1	–	1	1	–	–	–	–	–
2121	10	13	8	8	13	8	6	9	8	2	4	–	–	–	–	2	–	–
2211	–	1	–	–	–	–	–	–	–	–	–	–	–	–	–	–	1	–
2212	7	7	15	6	7	15	6	5	13	–	2	2	–	–	–	1	–	–
2219	19	23	12	18	22	7	16	19	7	1	3	–	1	–	–	1	1	5
2221	2	2	1	2	2	1	2	1	1	–	1	–	–	–	–	–	–	–
2222	27	45	33	27	45	33	22	44	30	3	1	3	2	–	–	–	–	–
2223	1	–	1	1	–	1	1	–	1	–	–	–	–	–	–	–	–	–
2229	55	75	49	55	75	49	43	54	37	10	16	11	2	5	1	–	–	–
2311	1	2	3	1	–	2	1	–	2	–	–	–	–	–	–	–	2	1
2319	25	17	24	23	17	24	21	17	20	2	–	4	–	–	–	2	–	–
2320	43	47	22	39	46	22	35	36	21	4	10	1	–	–	–	4	1	–
2330	69	76	54	62	76	54	55	68	51	7	7	3	–	1	–	7	–	–
2341	1	–	1	1	–	1	1	–	1	–	–	–	–	–	–	–	–	–
2342	55	62	68	38	62	68	33	54	59	4	6	9	1	2	–	17	–	–
2349	15	9	5	8	9	5	6	6	4	–	1	–	2	2	1	7	–	–
2391	402	459	432	350	459	432	293	388	360	54	68	69	3	3	3	52	–	–
2392	1	1	–	1	1	–	1	1	–	–	–	–	–	–	–	–	–	–
2399	32	37	30	29	37	30	28	34	28	1	3	2	–	–	–	3	–	–
2411	36	47	18	36	47	18	33	45	18	3	1	–	–	1	–	–	–	–
2412	3	5	3	3	5	3	3	5	3	–	–	–	–	–	–	–	–	–
2422	28	50	42	27	50	42	25	47	37	2	3	4	–	–	1	1	–	–
2423	36	30	28	36	30	28	34	24	22	2	6	6	–	–	–	–	–	–
2424	2	4	3	2	4	3	2	4	3	–	–	–	–	–	–	–	–	–
2431	42	65	23	41	65	23	35	56	21	6	9	2	–	–	–	1	–	–
2441	–	19	17	–	19	17	–	15	15	–	3	2	–	1	–	–	–	–
2443	1	–	1	–	–	1	–	–	1	–	–	–	–	–	–	1	–	–
2451	3	8	4	3	8	4	3	8	4	–	–	–	–	–	–	–	–	–
2511	184	125	96	177	125	95	161	103	84	15	18	10	1	4	1	7	–	1
2512	12	19	17	11	19	17	10	16	15	1	3	2	–	–	–	1	–	–
2513	22	32	16	22	32	16	16	26	15	3	6	–	3	–	1	–	–	–
2521	4	11	5	4	11	5	4	10	4	–	1	1	–	–	–	–	–	–
2522	–	–	2	–	–	–	–	–	–	–	–	–	–	–	–	–	–	2
2531	4	5	6	4	5	6	3	4	4	1	1	2	–	–	–	–	–	–
2532	14	25	19	14	25	19	12	20	15	2	5	4	–	–	–	–	–	–
2539	23	27	21	22	27	21	22	19	16	–	6	4	–	2	1	1	–	–
2542	8	8	3	8	8	3	7	5	2	1	2	1	–	1	–	–	–	–
2543	1	–	1	1	–	1	1	–	1	–	–	–	–	–	–	–	–	–
2592	1	–	–	1	–	–	–	–	–	1	–	–	–	–	–	–	–	–
2593	2	1	–	2	1	–	1	1	–	–	–	–	1	–	–	–	–	–
2599	56	55	43	56	55	43	52	50	38	4	4	4	–	1	1	–	–	–
2631	1	–	–	1	–	–	1	–	–	–	–	–	–	–	–	–	–	–
2651	3	4	3	3	4	3	3	4	1	–	–	2	–	–	–	–	–	–
2710	96	57	49	96	57	49	63	46	35	32	9	10	1	2	4	–	–	–
2721	–	–	1	–	–	–	–	–	–	–	–	–	–	–	–	–	–	1
2731	3	2	3	3	2	3	3	–	–	–	1	–	–	1	3	–	–	–
2733	9	14	17	9	14	17	8	12	13	1	1	1	–	1	3	–	–	–
2751	–	–	1	–	–	1	–	–	1	–	–	–	–	–	–	–	–	–
2790	–	1	–	–	1	–	–	1	–	–	–	–	–	–	–	–	–	–
2811	–	1	1	–	–	1	–	–	1	–	–	–	–	–	–	–	1	–
2812	1	5	4	1	4	4	1	3	3	–	1	1	–	–	–	–	1	–
2813	–	3	–	–	3	–	–	1	–	–	2	–	–	–	–	–	–	–
2815	1	–	–	1	–	–	–	–	–	1	–	–	–	–	–	–	–	–

Capítulo 19 - Espírito Santo

19.1 - Quantidade de acidentes do trabalho, por situação do registro e motivo, segundo a Classificação Nacional de Atividades Econômicas (CNAE), no estado do Espírito Santo - 2013/2015

(continuação)

CNAE	QUANTIDADE DE ACIDENTES DO TRABALHO																	
	Total			Com CAT Registrada												Sem CAT Registrada		
				Total			Motivo											
							Típico			Trajeto			Doença do Trabalho					
	2013	2014	2015	2013	2014	2015	2013	2014	2015	2013	2014	2015	2013	2014	2015	2013	2014	2015
2822	5	4	4	5	4	4	3	3	3	1	1	1	1	–	–	–	–	–
2823	4	1	1	3	1	1	2	1	–	1	–	1	–	–	–	1	–	–
2825	1	9	1	–	9	1	–	7	1	–	2	–	–	–	–	1	–	–
2829	9	8	16	8	8	16	8	6	13	–	2	2	–	–	1	1	–	–
2831	–	1	–	–	–	–	–	–	–	–	–	–	–	–	–	–	1	–
2833	8	5	7	8	5	7	8	5	6	–	–	1	–	–	–	–	–	–
2840	3	1	1	3	1	1	3	1	1	–	–	–	–	–	–	–	–	–
2851	1	–	–	1	–	–	1	–	–	–	–	–	–	–	–	–	–	–
2852	–	1	1	–	1	1	–	–	1	–	1	–	–	–	–	–	–	–
2861	2	3	6	2	3	6	1	3	6	1	–	–	–	–	–	–	–	–
2862	1	4	4	1	4	4	1	4	3	–	–	1	–	–	–	–	–	–
2869	6	15	14	6	15	14	6	9	9	–	6	4	–	–	1	–	–	–
2910	–	2	1	–	–	–	–	–	–	–	–	–	–	–	–	–	2	1
2920	1	2	10	1	2	9	1	2	9	–	–	–	–	–	–	–	–	1
2930	15	10	19	14	10	19	13	9	18	–	1	1	1	–	–	1	–	–
2941	1	1	–	1	1	–	1	1	–	–	–	–	–	–	–	–	–	–
2949	1	1	–	1	1	–	1	–	–	–	1	–	–	–	–	–	–	–
2950	–	–	1	–	–	1	–	–	–	–	–	1	–	–	–	–	–	–
3011	1	37	108	1	37	108	1	36	104	–	1	3	–	–	1	–	–	–
3032	4	11	5	4	11	5	3	7	5	1	3	–	–	1	–	–	–	–
3099	1	–	–	1	–	–	1	–	–	–	–	–	–	–	–	–	–	–
3101	107	139	120	95	139	120	80	127	105	15	10	15	–	2	–	12	–	–
3102	16	19	20	14	19	20	12	16	18	1	3	2	1	–	–	2	–	–
3103	–	1	–	–	1	–	–	–	–	–	1	–	–	–	–	–	–	–
3104	5	12	4	5	12	4	5	12	4	–	–	–	–	–	–	–	–	–
3211	1	1	–	1	1	–	1	–	–	–	1	–	–	–	–	–	–	–
3230	1	1	1	1	–	–	1	–	–	–	–	–	–	–	–	–	1	1
3240	–	1	–	–	1	–	–	1	–	–	–	–	–	–	–	–	–	–
3250	–	4	2	–	4	2	–	2	1	–	2	1	–	–	–	–	–	–
3291	2	7	8	2	2	1	2	1	1	–	1	–	–	–	–	–	5	7
3299	2	4	–	2	4	–	–	3	–	2	1	–	–	–	–	–	–	–
3311	1	2	–	1	2	–	1	2	–	–	–	–	–	–	–	–	–	–
3312	3	2	2	3	2	2	2	–	1	1	2	1	–	–	–	–	–	–
3313	1	7	3	1	7	3	–	7	1	1	–	2	–	–	–	–	–	–
3314	98	79	72	95	79	72	73	60	47	21	17	24	1	2	1	3	–	–
3317	9	3	12	8	3	12	8	3	11	–	–	1	–	–	–	1	–	–
3319	4	5	5	4	5	5	3	5	5	1	–	–	–	–	–	–	–	–
3321	7	4	7	7	4	7	7	2	6	–	1	1	–	1	–	–	–	–
3329	9	11	3	9	11	3	7	10	3	2	1	–	–	–	–	–	–	–
3511	–	4	2	–	2	2	–	–	1	–	2	1	–	–	–	–	2	–
3512	–	2	1	–	2	1	–	1	1	–	1	–	–	–	–	–	–	–
3514	10	18	29	9	18	29	6	13	28	1	4	1	2	1	–	1	–	–
3530	1	–	–	1	–	–	–	–	–	1	–	–	–	–	–	–	–	–
3600	48	42	39	45	42	39	31	32	26	13	10	13	1	–	–	3	–	–
3701	–	–	4	–	–	4	–	–	3	–	–	1	–	–	–	–	–	–
3702	13	8	17	10	8	17	7	8	14	3	–	3	–	–	–	3	–	–
3811	254	286	203	250	286	203	217	264	183	33	21	19	–	1	1	4	–	–
3812	6	9	1	6	9	1	5	9	1	1	–	–	–	–	–	–	–	–
3821	39	26	31	34	26	31	30	21	25	4	4	6	–	1	–	5	–	–
3822	48	65	74	46	65	74	40	60	71	6	5	3	–	–	–	2	–	–
3831	5	9	18	4	9	18	4	8	13	–	1	5	–	–	–	1	–	–
3832	–	3	2	–	3	2	–	2	2	–	1	–	–	–	–	–	–	–
3839	5	2	8	5	2	8	2	1	7	2	1	1	1	–	–	–	–	–
3900	–	1	2	–	1	2	–	–	–	–	1	2	–	–	–	–	–	–
4110	224	202	122	208	202	122	189	180	108	17	22	11	2	–	3	16	–	–
4120	437	382	293	399	380	290	344	323	238	50	49	44	5	8	8	38	2	3
4211	120	109	78	107	109	78	90	93	68	17	16	8	–	–	2	13	–	–
4212	19	17	16	15	17	16	13	16	11	2	1	5	–	–	–	4	–	–
4213	18	17	25	16	17	25	12	15	13	4	2	12	–	–	–	2	–	–
4221	70	71	57	68	62	44	64	47	37	2	15	7	2	–	–	2	9	13
4222	23	7	21	22	7	21	17	7	18	5	–	3	–	–	–	1	–	–
4223	4	–	–	4	–	–	1	–	–	3	–	–	–	–	–	–	–	–
4291	5	35	14	5	35	14	5	33	12	–	1	–	–	1	2	–	–	–
4292	116	63	42	105	63	42	94	51	33	11	11	9	–	1	–	11	–	–
4299	50	23	17	44	23	17	36	21	14	8	1	2	–	1	1	6	–	–
4311	–	2	2	–	2	2	–	2	2	–	–	–	–	–	–	–	–	–
4312	2	1	–	2	1	–	2	–	–	–	1	–	–	–	–	–	–	–
4313	11	16	19	11	16	19	8	10	16	3	6	3	–	–	–	–	–	–
4319	–	2	–	–	2	–	–	1	–	–	1	–	–	–	–	–	–	–
4321	59	51	84	51	51	84	38	36	59	13	15	25	–	–	–	8	–	–
4322	20	18	17	19	18	17	10	10	12	9	8	5	–	–	–	1	–	–
4329	46	26	15	38	26	15	23	21	11	2	5	4	13	–	–	8	–	–
4330	37	38	19	30	38	19	19	29	16	10	8	3	1	1	–	7	–	–
4391	9	15	11	9	15	11	7	13	11	2	2	–	–	–	–	–	–	–
4399	82	80	68	77	80	68	58	71	51	19	9	17	–	–	–	5	–	–
4511	75	69	51	68	68	51	48	45	37	16	23	13	4	–	1	7	1	–
4512	3	–	1	2	–	–	2	–	–	–	–	–	–	–	–	1	–	1
4520	95	69	72	86	69	72	65	55	55	19	14	17	2	–	–	9	–	–
4530	94	100	95	86	100	95	65	65	63	21	32	30	–	3	2	8	–	–
4541	20	19	22	18	17	22	6	7	8	12	10	13	–	–	1	2	2	–
4543	1	1	–	1	1	–	–	1	–	1	–	–	–	–	–	–	–	–
4616	2	–	–	2	–	–	2	–	–	–	–	–	–	–	–	–	–	–
4617	4	3	2	3	3	2	–	3	2	3	–	–	–	–	–	1	–	–
4619	2	2	1	2	2	1	1	–	1	1	1	–	–	1	–	–	–	–

Capítulo 19 - Espírito Santo

19.1 - Quantidade de acidentes do trabalho, por situação do registro e motivo, segundo a Classificação Nacional de Atividades Econômicas (CNAE), no estado do Espírito Santo - 2013/2015

(continuação)

CNAE	QUANTIDADE DE ACIDENTES DO TRABALHO																	
	Total			Com CAT Registrada												Sem CAT Registrada		
				Total			Motivo											
							Típico			Trajeto			Doença do Trabalho					
	2013	2014	2015	2013	2014	2015	2013	2014	2015	2013	2014	2015	2013	2014	2015	2013	2014	2015
4621	25	19	13	24	19	13	22	13	9	2	6	4	–	–	–	1	–	–
4623	5	1	–	5	1	–	4	–	–	–	1	–	1	–	–	–	–	–
4631	6	3	4	6	3	4	4	3	3	2	–	1	–	–	–	–	–	–
4632	4	7	6	4	7	6	3	6	6	1	1	–	–	–	–	–	–	–
4633	23	28	27	23	28	27	20	19	15	3	7	12	–	2	–	–	–	–
4634	14	28	6	13	28	6	11	15	6	–	7	–	2	6	–	1	–	–
4635	73	56	64	68	56	64	47	44	44	21	11	20	–	1	–	5	–	–
4636	–	1	1	–	1	1	–	1	–	–	–	1	–	–	–	–	–	–
4637	11	14	15	10	14	15	6	8	8	4	6	7	–	–	–	1	–	–
4639	58	63	54	51	63	54	36	47	39	14	16	15	1	–	–	7	–	–
4641	15	17	12	15	17	12	11	14	9	4	3	3	–	–	–	–	–	–
4642	3	5	4	3	5	4	3	2	3	–	3	1	–	–	–	–	–	–
4643	2	5	1	2	5	1	1	4	–	1	1	1	–	–	–	–	–	–
4644	12	15	5	11	15	5	9	6	5	1	8	–	1	1	–	1	–	–
4645	3	3	2	3	3	2	2	2	2	1	1	–	–	–	–	–	–	–
4646	2	4	5	1	4	5	–	2	2	1	2	3	–	–	–	1	–	–
4647	6	3	3	4	3	3	4	3	2	–	–	1	–	–	–	2	–	–
4649	12	9	12	12	9	12	9	9	8	3	–	4	–	–	–	–	–	–
4651	–	2	3	–	2	3	–	1	1	–	1	1	–	–	1	–	–	–
4652	1	2	3	1	2	3	–	1	2	–	1	1	1	–	–	–	–	–
4661	10	2	12	8	2	12	5	2	11	3	–	1	–	–	–	2	–	–
4662	9	11	11	8	11	11	8	7	9	–	4	2	–	–	–	1	–	–
4663	12	7	6	12	7	6	9	6	6	3	1	–	–	–	–	–	–	–
4664	1	5	1	1	5	1	1	5	1	–	–	–	–	–	–	–	–	–
4665	–	–	1	–	–	1	–	–	1	–	–	–	–	–	–	–	–	–
4669	4	3	9	3	3	9	1	1	7	2	2	2	–	–	–	1	–	–
4671	2	1	2	2	1	2	2	1	2	–	–	–	–	–	–	–	–	–
4672	22	13	14	21	13	14	18	9	14	3	4	–	–	–	–	1	–	–
4673	4	3	4	3	3	4	2	3	2	1	–	2	–	–	–	1	–	–
4674	1	2	1	1	2	1	1	2	1	–	–	–	–	–	–	–	–	–
4679	33	25	42	29	25	42	21	18	34	8	7	8	–	–	–	4	–	–
4681	6	3	10	5	3	10	3	2	9	2	1	1	–	–	–	1	–	–
4682	38	43	47	33	43	47	28	41	43	4	2	2	1	–	2	5	–	–
4683	2	3	6	2	3	6	2	–	4	–	3	2	–	–	–	–	–	–
4684	5	3	2	5	3	2	2	3	2	2	–	–	1	–	–	–	–	–
4685	22	35	22	22	35	22	21	29	22	1	6	–	–	–	–	–	–	–
4686	2	1	1	2	1	1	2	–	–	–	1	1	–	–	–	–	–	–
4687	32	22	31	28	22	31	27	21	29	1	1	2	–	–	–	4	–	–
4689	25	13	9	23	13	9	19	10	8	3	3	1	1	–	–	2	–	–
4691	5	6	11	5	6	11	4	4	7	1	2	4	–	–	–	–	–	–
4692	1	7	9	1	7	9	1	7	1	–	–	8	–	–	–	–	–	–
4693	80	67	69	76	67	69	53	53	52	22	14	17	1	–	–	4	–	–
4711	315	435	469	281	435	469	231	372	400	49	56	66	1	7	3	34	–	–
4712	26	21	20	20	21	20	14	11	13	6	10	7	–	–	–	6	–	–
4713	69	59	33	67	59	33	43	42	21	21	17	12	3	–	–	2	–	–
4721	45	26	28	38	26	28	27	18	23	11	5	5	–	3	–	7	–	–
4722	7	8	8	5	8	8	3	3	6	2	4	2	–	1	–	2	–	–
4723	13	5	5	12	5	5	7	3	2	5	2	2	–	–	1	1	–	–
4724	26	22	19	25	22	19	20	18	14	5	4	5	–	–	–	1	–	–
4729	12	9	9	11	9	9	8	6	4	3	2	5	–	1	–	1	–	–
4731	41	33	22	38	33	22	14	14	9	24	19	13	–	–	–	3	–	–
4741	8	15	5	7	15	5	5	10	1	2	5	4	–	–	–	1	–	–
4742	14	23	16	14	23	16	11	21	13	3	2	3	–	–	–	–	–	–
4743	12	15	7	11	15	7	6	13	4	5	2	3	–	–	–	1	–	–
4744	129	110	84	112	110	84	80	82	57	29	27	25	3	1	2	17	–	–
4751	18	8	8	15	8	8	5	7	4	10	1	4	–	–	–	3	–	–
4752	6	11	6	6	11	6	2	4	2	4	7	4	–	–	–	–	–	–
4753	26	29	20	24	29	20	15	23	10	7	6	10	2	–	–	2	–	–
4754	45	44	47	39	44	47	23	24	22	15	20	23	1	–	2	6	–	–
4755	10	5	4	10	5	4	5	–	2	5	5	2	–	–	–	–	–	–
4756	–	1	2	–	1	2	–	–	1	–	1	1	–	–	–	–	–	–
4757	2	5	2	1	5	2	–	3	–	1	2	2	–	–	–	1	–	–
4759	11	4	2	9	4	2	7	3	1	2	1	1	–	–	–	2	–	–
4761	5	7	7	5	7	7	4	3	4	1	4	3	–	–	–	–	–	–
4762	–	1	–	–	1	–	–	–	–	–	1	–	–	–	–	–	–	–
4763	4	6	7	4	6	7	3	2	3	1	4	4	–	–	–	–	–	–
4771	44	51	45	39	51	45	23	25	21	16	26	24	–	–	–	5	–	–
4772	6	7	6	5	7	6	2	5	4	2	2	1	1	–	1	1	–	–
4773	–	3	–	–	3	–	–	1	–	–	2	–	–	–	–	–	–	–
4774	4	4	7	4	4	7	3	–	2	1	3	5	–	1	–	–	–	–
4781	70	73	69	62	73	69	38	38	36	23	34	33	1	1	–	8	–	–
4782	25	21	32	21	21	32	15	15	16	5	6	15	1	–	1	4	–	–
4783	–	3	3	–	3	3	–	2	2	–	1	1	–	–	–	–	–	–
4784	16	18	15	14	18	15	8	12	10	6	6	4	–	–	1	2	–	–
4785	–	–	1	–	–	1	–	–	1	–	–	–	–	–	–	–	–	–
4789	54	49	38	48	49	38	30	35	20	18	14	18	–	–	–	6	–	–
4911	46	31	46	45	31	46	38	26	38	7	4	5	–	1	3	1	–	–
4921	97	112	95	80	112	95	41	69	62	36	41	33	3	2	–	17	–	–
4922	35	33	22	21	33	22	18	20	11	3	13	11	–	–	–	14	–	–
4923	4	2	3	4	2	3	2	1	1	2	1	2	–	–	–	–	–	–
4924	2	1	2	1	1	2	1	1	1	–	–	1	–	–	–	1	–	–
4929	13	11	7	11	11	7	6	5	4	5	5	2	–	1	1	2	–	–
4930	497	449	371	448	449	371	328	331	284	118	111	83	2	7	4	49	–	–
4940	5	16	7	5	16	7	5	12	7	–	4	–	–	–	–	–	–	–

Capítulo 19 - Espírito Santo

19.1 - Quantidade de acidentes do trabalho, por situação do registro e motivo, segundo a Classificação Nacional de Atividades Econômicas (CNAE), no estado do Espírito Santo - 2013/2015

(continuação)

CNAE	QUANTIDADE DE ACIDENTES DO TRABALHO																	
	Total			Com CAT Registrada												Sem CAT Registrada		
				Total			Motivo											
							Típico			Trajeto			Doença do Trabalho					
	2013	2014	2015	2013	2014	2015	2013	2014	2015	2013	2014	2015	2013	2014	2015	2013	2014	2015
5011	6	4	5	5	4	5	5	3	5	–	1	–	–	–	–	1	–	–
5012	–	1	–	–	1	–	–	1	–	–	–	–	–	–	–	–	–	–
5030	40	20	19	38	18	19	33	11	17	5	7	2	–	–	–	2	2	–
5111	16	16	12	16	11	10	10	9	9	6	2	1	–	–	–	–	5	2
5112	3	4	3	3	4	2	3	4	2	–	–	–	–	–	–	–	–	1
5211	26	26	27	25	26	26	21	22	20	4	4	6	–	–	–	1	–	1
5212	43	47	43	38	42	38	28	32	33	10	8	5	–	2	–	5	5	5
5221	8	18	24	8	17	24	6	9	19	2	8	5	–	–	–	–	1	–
5222	–	1	1	–	1	1	–	1	1	–	–	–	–	–	–	–	–	–
5223	4	2	8	4	2	8	2	–	4	1	2	4	1	–	–	–	–	–
5229	11	11	10	7	10	9	7	7	7	–	3	2	–	–	–	4	1	1
5231	70	66	89	68	66	89	53	51	78	15	15	10	–	–	1	2	–	–
5232	5	11	2	5	9	2	1	6	1	4	3	1	–	–	–	–	2	–
5239	11	8	9	11	8	9	10	6	7	1	2	2	–	–	–	–	–	–
5240	15	7	4	15	7	4	13	6	2	2	1	2	–	–	–	–	–	–
5250	85	57	61	82	57	61	66	39	32	16	17	27	–	1	2	3	–	–
5310	158	141	135	149	141	135	104	98	100	31	29	17	14	14	18	9	–	–
5320	57	39	22	53	39	22	26	28	12	27	11	10	–	–	–	4	–	–
5510	43	35	40	38	35	40	31	31	30	7	4	9	–	–	1	5	–	–
5590	1	1	–	–	1	–	–	–	–	–	1	–	–	–	–	1	–	–
5611	226	197	165	208	197	165	164	132	118	39	58	42	5	7	5	18	–	–
5612	1	–	5	1	–	5	–	–	1	1	–	4	–	–	–	–	–	–
5620	100	109	89	91	109	89	81	87	73	9	21	15	1	1	1	9	–	–
5811	1	1	–	1	1	–	1	–	–	–	1	–	–	–	–	–	–	–
5812	–	2	2	–	2	2	–	1	2	–	1	–	–	–	–	–	–	–
5819	–	1	–	–	1	–	–	1	–	–	–	–	–	–	–	–	–	–
5821	2	–	–	2	–	–	–	–	–	2	–	–	–	–	–	–	–	–
5822	17	18	30	17	18	30	13	9	21	4	8	9	–	1	–	–	–	–
5829	–	2	2	–	2	2	–	1	2	–	1	–	–	–	–	–	–	–
5914	–	3	4	–	3	4	–	3	2	–	–	2	–	–	–	–	–	–
6010	3	2	–	3	2	–	1	1	–	2	1	–	–	–	–	–	–	–
6021	6	10	5	6	10	5	5	10	3	1	–	2	–	–	–	–	–	–
6110	5	12	7	5	12	7	3	10	6	2	2	1	–	–	–	–	–	–
6120	1	7	2	1	7	2	1	1	–	–	6	2	–	–	–	–	–	–
6141	7	4	–	6	4	–	5	3	–	1	1	–	–	–	–	1	–	–
6142	1	1	–	1	1	–	–	1	–	1	–	–	–	–	–	–	–	–
6190	9	16	14	8	16	14	4	10	11	4	6	3	–	–	–	1	–	–
6201	5	25	31	5	5	8	1	2	2	4	2	6	–	1	–	–	20	23
6202	1	3	1	–	3	1	–	1	1	–	2	–	–	–	–	1	–	–
6203	1	2	1	1	2	1	–	–	–	1	2	1	–	–	–	–	–	–
6204	4	4	6	4	4	6	3	1	2	1	3	4	–	–	–	–	–	–
6209	8	7	11	7	7	11	2	5	5	5	2	5	–	–	1	1	–	–
6311	–	6	5	–	5	2	–	2	–	–	3	2	–	–	–	–	1	3
6319	1	1	1	–	1	1	–	–	1	–	1	–	–	–	–	1	–	–
6399	–	–	1	–	–	1	–	–	–	–	–	1	–	–	–	–	–	–
6421	2	6	11	2	6	11	1	2	8	1	1	2	–	3	1	–	–	–
6422	63	48	42	55	48	42	37	28	17	7	8	22	11	12	3	8	–	–
6423	8	11	9	7	11	9	2	3	5	2	6	3	3	2	1	1	–	–
6424	2	1	2	2	1	2	1	–	1	1	1	1	–	–	–	–	–	–
6433	1	1	–	1	1	–	–	1	–	1	–	–	–	–	–	–	–	–
6436	4	1	–	4	1	–	1	–	–	3	1	–	–	–	–	–	–	–
6462	5	3	6	5	3	6	5	1	4	–	2	2	–	–	–	–	–	–
6463	–	–	1	–	–	1	–	–	1	–	–	–	–	–	–	–	–	–
6470	–	1	–	–	1	–	–	1	–	–	–	–	–	–	–	–	–	–
6493	3	1	1	3	1	1	1	–	–	2	1	1	–	–	–	–	–	–
6512	1	1	1	1	1	1	–	1	1	1	–	–	–	–	–	–	–	–
6542	–	1	–	–	1	–	–	1	–	–	–	–	–	–	–	–	–	–
6550	22	33	23	22	33	23	10	10	13	12	23	10	–	–	–	–	–	–
6613	1	5	–	1	5	–	–	3	–	1	2	–	–	–	–	–	–	–
6621	–	2	4	–	–	2	–	–	–	–	–	2	–	–	–	–	2	2
6622	2	1	1	2	1	1	1	–	1	1	1	–	–	–	–	–	–	–
6810	62	19	7	59	19	7	55	15	7	2	4	–	2	–	–	3	–	–
6821	2	1	1	2	1	1	–	–	1	2	1	–	–	–	–	–	–	–
6822	12	13	6	12	13	6	5	9	4	7	4	2	–	–	–	–	–	–
6911	1	–	4	1	–	4	–	–	2	1	–	2	–	–	–	–	–	–
6912	2	2	–	2	2	–	1	–	–	1	2	–	–	–	–	–	–	–
6920	35	45	28	31	45	28	14	16	11	16	29	16	1	–	1	4	–	–
7010	1	1	–	1	–	–	1	–	–	–	–	–	–	–	–	–	1	–
7020	9	10	12	9	10	12	4	6	8	5	4	4	–	–	–	–	–	–
7111	1	3	1	1	3	1	1	3	1	–	–	–	–	–	–	–	–	–
7112	79	95	66	79	95	66	57	78	56	22	17	10	–	–	–	–	–	–
7119	39	11	18	37	11	18	31	5	12	6	6	6	–	–	–	2	–	–
7120	5	9	5	5	9	5	4	3	3	1	6	2	–	–	–	–	–	–
7210	2	2	5	2	2	5	1	2	1	1	–	4	–	–	–	–	–	–
7220	–	1	1	–	–	–	–	–	–	–	–	–	–	–	–	–	1	1
7311	–	3	2	–	2	2	–	1	2	–	1	–	–	–	–	–	1	–
7312	–	2	–	–	2	–	–	1	–	–	1	–	–	–	–	–	–	–
7319	3	6	11	2	6	11	2	2	8	–	4	3	–	–	–	1	–	–
7320	–	–	1	–	–	1	–	–	–	–	–	1	–	–	–	–	–	–
7420	–	6	–	–	2	–	–	–	–	–	2	–	–	–	–	–	4	–
7490	14	11	8	14	11	8	7	4	5	7	7	–	–	–	3	–	–	–
7500	–	2	–	–	2	–	–	–	–	–	2	–	–	–	–	–	–	–
7711	19	24	14	19	24	14	16	19	10	3	5	2	–	–	2	–	–	–
7719	5	3	4	5	3	4	5	1	3	–	2	1	–	–	–	–	–	–

Capítulo 19 - Espírito Santo

19.1 - Quantidade de acidentes do trabalho, por situação do registro e motivo, segundo a Classificação Nacional de Atividades Econômicas (CNAE), no estado do Espírito Santo - 2013/2015

(conclusão)

CNAE	QUANTIDADE DE ACIDENTES DO TRABALHO																	
	Total			Com CAT Registrada												Sem CAT Registrada		
				Total			Motivo											
							Típico			Trajeto			Doença do Trabalho					
	2013	2014	2015	2013	2014	2015	2013	2014	2015	2013	2014	2015	2013	2014	2015	2013	2014	2015
7722	–	–	2	–	–	2	–	–	1	–	–	1	–	–	–	–	–	–
7723	–	–	2	–	–	2	–	–	1	–	–	1	–	–	–	–	–	–
7729	–	2	1	–	2	1	–	1	1	–	1	–	–	–	–	–	–	–
7731	1	2	1	1	2	1	1	2	1	–	–	–	–	–	–	–	–	–
7732	46	41	25	41	41	25	35	32	17	6	6	8	–	3	–	5	–	–
7733	3	–	–	2	–	–	2	–	–	–	–	–	–	–	–	1	–	–
7739	17	19	18	15	19	18	6	12	12	9	7	5	–	–	1	2	–	–
7740	–	1	–	–	1	–	–	–	–	–	1	–	–	–	–	–	–	–
7810	21	24	23	19	24	23	10	15	12	9	9	11	–	–	–	2	–	–
7820	67	61	34	65	61	34	43	39	20	22	21	14	–	1	–	2	–	–
7830	14	14	16	12	14	16	9	9	6	3	5	10	–	–	–	2	–	–
7911	–	1	2	–	1	2	–	–	2	–	1	–	–	–	–	–	–	–
8011	139	122	145	135	122	145	38	37	36	97	85	108	–	–	1	4	–	–
8012	30	28	39	28	27	39	16	15	17	12	12	22	–	–	–	2	1	–
8020	30	30	45	29	30	45	14	19	33	15	11	12	–	–	–	1	–	–
8111	18	25	27	16	25	27	5	6	15	10	18	12	1	1	–	2	–	–
8112	157	151	128	141	151	128	111	121	96	29	26	29	1	4	3	16	–	–
8121	179	78	94	152	78	94	95	37	41	57	38	50	–	3	3	27	–	–
8122	6	10	4	4	10	4	2	4	2	2	5	2	–	1	–	2	–	–
8129	27	28	34	25	28	34	19	23	27	6	4	7	–	1	–	2	–	–
8130	3	2	1	3	2	1	2	2	–	1	–	1	–	–	–	–	–	–
8211	42	33	45	36	33	44	16	13	28	20	20	16	–	–	–	6	–	1
8219	9	6	8	8	6	8	5	2	3	3	2	5	–	2	–	1	–	–
8220	22	33	30	21	29	30	12	9	14	9	20	14	–	–	2	1	4	–
8230	3	20	3	3	20	3	3	17	2	–	3	1	–	–	–	–	–	–
8291	9	14	9	9	13	8	2	3	5	7	10	3	–	–	–	–	1	1
8292	2	–	–	2	–	–	1	–	–	1	–	–	–	–	–	–	–	–
8299	32	41	49	30	41	49	15	18	26	13	23	23	2	–	–	2	–	–
8411	523	564	466	412	564	466	278	401	293	124	162	170	10	1	3	111	–	–
8412	71	73	53	65	73	53	49	47	41	16	26	12	–	–	–	6	–	–
8413	–	1	–	–	1	–	–	1	–	–	–	–	–	–	–	–	–	–
8422	–	–	2	–	–	2	–	–	2	–	–	–	–	–	–	–	–	–
8423	4	7	–	3	7	–	1	2	–	2	5	–	–	–	–	1	–	–
8424	16	17	20	9	17	20	6	13	8	3	4	12	–	–	–	7	–	–
8430	–	1	–	–	1	–	–	1	–	–	–	–	–	–	–	–	–	–
8511	3	30	26	3	5	6	3	4	3	–	–	3	–	1	–	–	25	20
8512	2	2	2	2	2	2	2	1	1	–	1	1	–	–	–	–	–	–
8513	29	42	42	28	41	42	16	25	30	10	14	12	2	2	–	1	1	–
8520	14	9	9	14	9	9	5	6	7	9	3	2	–	–	–	–	–	–
8531	32	17	16	31	17	16	24	13	8	6	4	8	1	–	–	1	–	–
8532	12	18	25	12	18	25	7	14	20	5	4	5	–	–	–	–	–	–
8533	5	7	9	5	7	9	4	5	5	1	2	4	–	–	–	–	–	–
8541	4	8	3	2	8	3	2	8	3	–	–	–	–	–	–	2	–	–
8550	–	1	–	–	1	–	–	1	–	–	–	–	–	–	–	–	–	–
8591	1	–	1	1	–	1	1	–	1	–	–	–	–	–	–	–	–	–
8593	4	1	4	2	1	4	1	1	–	1	–	4	–	–	–	2	–	–
8599	37	47	44	37	47	44	24	27	27	10	19	15	3	1	2	–	–	–
8610	1.667	1.671	1.774	1.634	1.671	1.774	1.446	1.462	1.512	183	201	236	5	8	26	33	–	–
8621	4	7	19	4	7	19	2	6	10	2	1	9	–	–	–	–	–	–
8630	149	171	133	147	171	133	120	142	103	27	29	30	–	–	–	2	–	–
8640	98	109	125	93	109	125	81	89	97	11	20	27	1	–	1	5	–	–
8650	2	1	4	1	1	4	1	1	2	–	–	2	–	–	–	1	–	–
8660	1	19	84	1	19	84	1	15	67	–	3	17	–	1	–	–	–	–
8690	19	19	22	16	19	22	10	12	19	6	7	3	–	–	–	3	–	–
8711	5	6	5	4	6	5	1	4	4	3	2	1	–	–	–	1	–	–
8712	11	19	16	11	19	16	9	6	7	2	13	9	–	–	–	–	–	–
8720	5	10	5	4	10	5	–	7	3	4	3	2	–	–	–	1	–	–
8730	–	1	1	–	1	1	–	–	1	–	–	–	–	1	–	–	–	–
8800	36	41	48	36	41	48	23	23	32	13	17	16	–	1	–	–	–	–
9001	4	1	3	4	1	3	4	1	3	–	–	–	–	–	–	–	–	–
9003	–	–	1	–	–	1	–	–	1	–	–	–	–	–	–	–	–	–
9103	–	3	1	–	3	1	–	3	1	–	–	–	–	–	–	–	–	–
9312	5	8	9	4	8	9	2	6	6	1	1	3	1	1	–	1	–	–
9313	4	5	3	4	5	3	3	2	2	1	3	1	–	–	–	–	–	–
9319	11	9	8	11	9	8	10	5	7	1	4	1	–	–	–	–	–	–
9321	3	6	2	2	6	2	2	5	2	–	1	–	–	–	–	1	–	–
9329	18	14	17	18	14	17	11	7	10	7	7	7	–	–	–	–	–	–
9411	1	2	3	1	2	3	–	2	–	1	–	3	–	–	–	–	–	–
9412	8	4	6	3	4	6	–	2	1	1	2	5	2	–	–	5	–	–
9420	13	7	7	13	7	7	3	2	3	6	3	3	4	2	1	–	–	–
9430	75	105	32	70	105	32	49	80	23	19	24	9	2	1	–	5	–	–
9491	24	17	19	21	17	19	18	12	15	3	4	3	–	1	1	3	–	–
9492	1	–	–	1	–	–	1	–	–	–	–	–	–	–	–	–	–	–
9493	9	3	–	8	3	–	7	3	–	1	–	–	–	–	–	1	–	–
9499	53	62	82	51	62	82	46	56	58	5	6	24	–	–	–	2	–	–
9511	8	6	5	8	6	5	4	1	4	4	5	1	–	–	–	–	–	–
9512	2	1	4	2	1	4	1	–	2	1	1	2	–	–	–	–	–	–
9521	5	4	6	5	4	6	3	1	4	2	3	2	–	–	–	–	–	–
9529	6	15	8	6	15	8	6	9	5	–	5	3	–	1	–	–	–	–
9601	12	11	4	11	11	4	10	8	2	1	3	2	–	–	–	1	–	–
9602	4	3	3	3	3	3	2	2	1	1	1	2	–	–	–	1	–	–
9603	1	5	4	1	5	4	–	2	3	1	3	1	–	–	–	–	–	–
9609	3	3	2	2	3	2	2	2	1	–	1	1	–	–	–	1	–	–
9700	1	–	–	1	–	–	1	–	–	–	–	–	–	–	–	–	–	–
Ignorado	490	1.317	946	55	81	77	50	74	67	5	7	7	–	–	3	435	1.236	869

Fonte: DATAPREV, CAT, SUB.

Nota: Os dados são preliminares, estando sujeitos a correções.

Capítulo 19 - Espírito Santo

19.2 - Quantidade de acidentes do trabalho, por situação do registro e motivo, segundo os grupos de idade e sexo, no estado do Espírito Santo - 2013/2015

GRUPOS DE IDADE E SEXO	QUANTIDADE DE ACIDENTES DO TRABALHO																	
	Total			Com CAT Registrada												Sem CAT Registrada		
				Total			Motivo											
							Típico			Trajeto			Doença do Trabalho					
	2013	2014	2015	2013	2014	2015	2013	2014	2015	2013	2014	2015	2013	2014	2015	2013	2014	2015
TOTAL	**13.776**	**14.821**	**13.245**	**12.231**	**13.428**	**12.233**	**9.572**	**10.386**	**9.433**	**2.461**	**2.833**	**2.628**	**198**	**209**	**172**	**1.545**	**1.393**	**1.012**
Masculino	**9.435**	**10.083**	**8.724**	**8.332**	**9.101**	**8.033**	**6.648**	**7.197**	**6.314**	**1.565**	**1.776**	**1.623**	**119**	**128**	**96**	**1.103**	**982**	**691**
Feminino	**4.341**	**4.738**	**4.521**	**3.899**	**4.327**	**4.200**	**2.924**	**3.189**	**3.119**	**896**	**1.057**	**1.005**	**79**	**81**	**76**	**442**	**411**	**321**
Ignorado	**–**	**–**	**–**	**–**	**–**	**–**	**–**	**–**	**–**	**–**	**–**	**–**	**–**	**–**	**–**	**–**	**–**	**–**
Até 19 anos	426	450	316	392	422	297	316	323	237	74	99	57	2	–	3	34	28	19
Masculino	344	367	240	316	342	225	259	273	187	55	69	36	2	–	2	28	25	15
Feminino	82	83	76	76	80	72	57	50	50	19	30	21	–	–	1	6	3	4
Ignorado	–	–	–	–	–	–	–	–	–	–	–	–	–	–	–	–	–	–
20 a 24 anos	2.062	2.142	1.812	1.931	2.026	1.728	1.514	1.566	1.299	412	453	418	5	7	11	131	116	84
Masculino	1.571	1.659	1.358	1.468	1.566	1.295	1.154	1.240	999	310	321	291	4	5	5	103	93	63
Feminino	491	483	454	463	460	433	360	326	300	102	132	127	1	2	6	28	23	21
Ignorado	–	–	–	–	–	–	–	–	–	–	–	–	–	–	–	–	–	–
25 a 29 anos	2.608	2.711	2.523	2.431	2.543	2.382	1.901	1.946	1.840	502	580	525	28	17	17	177	168	141
Masculino	1.847	1.870	1.674	1.712	1.740	1.571	1.354	1.363	1.245	339	368	320	19	9	6	135	130	103
Feminino	761	841	849	719	803	811	547	583	595	163	212	205	9	8	11	42	38	38
Ignorado	–	–	–	–	–	–	–	–	–	–	–	–	–	–	–	–	–	–
30 a 34 anos	2.414	2.609	2.323	2.198	2.409	2.183	1.702	1.859	1.682	461	510	472	35	40	29	216	200	140
Masculino	1.600	1.714	1.511	1.442	1.571	1.419	1.142	1.236	1.106	279	314	299	21	21	14	158	143	92
Feminino	814	895	812	756	838	764	560	623	576	182	196	173	14	19	15	58	57	48
Ignorado	–	–	–	–	–	–	–	–	–	–	–	–	–	–	–	–	–	–
35 a 39 anos	1.874	2.117	1.987	1.689	1.944	1.837	1.331	1.516	1.412	331	399	388	27	29	37	185	173	150
Masculino	1.193	1.367	1.216	1.060	1.245	1.116	853	979	865	189	246	228	18	20	23	133	122	100
Feminino	681	750	771	629	699	721	478	537	547	142	153	160	9	9	14	52	51	50
Ignorado	–	–	–	–	–	–	–	–	–	–	–	–	–	–	–	–	–	–
40 a 44 anos	1.392	1.523	1.439	1.201	1.356	1.320	964	1.045	1.020	206	275	273	31	36	27	191	167	119
Masculino	888	912	882	764	799	806	629	634	620	123	146	171	12	19	15	124	113	76
Feminino	504	611	557	437	557	514	335	411	400	83	129	102	19	17	12	67	54	43
Ignorado	–	–	–	–	–	–	–	–	–	–	–	–	–	–	–	–	–	–
45 a 49 anos	1.160	1.287	1.097	957	1.103	991	739	864	785	193	208	190	25	31	16	203	184	106
Masculino	733	809	677	605	701	608	482	556	482	112	129	116	11	16	10	128	108	69
Feminino	427	478	420	352	402	383	257	308	303	81	79	74	14	15	6	75	76	37
Ignorado	–	–	–	–	–	–	–	–	–	–	–	–	–	–	–	–	–	–
50 a 54 anos	951	972	884	736	785	746	565	611	579	143	152	152	28	22	15	215	187	138
Masculino	606	636	565	469	519	478	373	424	389	74	80	80	22	15	9	137	117	87
Feminino	345	336	319	267	266	268	192	187	190	69	72	72	6	7	6	78	70	51
Ignorado	–	–	–	–	–	–	–	–	–	–	–	–	–	–	–	–	–	–
55 a 59 anos	617	664	550	467	548	468	358	427	355	96	105	105	13	16	8	150	116	82
Masculino	434	465	363	312	379	305	248	300	244	56	67	55	8	12	6	122	86	58
Feminino	183	199	187	155	169	163	110	127	111	40	38	50	5	4	2	28	30	24
Ignorado	–	–	–	–	–	–	–	–	–	–	–	–	–	–	–	–	–	–
60 a 64 anos	205	273	242	167	228	213	134	182	167	29	37	37	4	9	9	38	45	29
Masculino	169	223	179	138	184	155	114	151	129	22	24	20	2	9	6	31	39	24
Feminino	36	50	63	29	44	58	20	31	38	7	13	17	2	–	3	7	6	5
Ignorado	–	–	–	–	–	–	–	–	–	–	–	–	–	–	–	–	–	–
65 a 69 anos	50	57	60	46	49	57	36	35	47	10	12	10	–	2	–	4	8	3
Masculino	37	50	47	33	44	44	30	31	38	3	11	6	–	2	–	4	6	3
Feminino	13	7	13	13	5	13	6	4	9	7	1	4	–	–	–	–	2	–
Ignorado	–	–	–	–	–	–	–	–	–	–	–	–	–	–	–	–	–	–
70 anos e mais	16	15	12	15	14	11	11	11	10	4	3	1	–	–	–	1	1	1
Masculino	13	10	12	13	10	11	10	9	10	3	1	1	–	–	–	–	–	1
Feminino	3	5	–	2	4	–	1	2	–	1	2	–	–	–	–	1	1	–
Ignorado	–	–	–	–	–	–	–	–	–	–	–	–	–	–	–	–	–	–
Ignorada	1	1	–	1	1	–	1	1	–	–	–	–	–	–	–	–	–	–
Masculino	–	1	–	–	1	–	–	1	–	–	–	–	–	–	–	–	–	–
Feminino	1	–	–	1	–	–	1	–	–	–	–	–	–	–	–	–	–	–
Ignorado	–	–	–	–	–	–	–	–	–	–	–	–	–	–	–	–	–	–

Fonte: DATAPREV, CAT, SUB.
Nota: Os dados são preliminares, estando sujeitos a correções.

Capítulo 19 - Espírito Santo

19.3 - Quantidade mensal de acidentes do trabalho, por situação do registro e motivo, no estado do Espírito Santo - 2013/2015

MESES	QUANTIDADE DE ACIDENTES DO TRABALHO																	
	Total			Com CAT Registrada												Sem CAT Registrada		
				Total			Motivo											
							Típico			Trajeto			Doença do Trabalho					
	2013	2014	2015	2013	2014	2015	2013	2014	2015	2013	2014	2015	2013	2014	2015	2013	2014	2015
TOTAL	**13.776**	**14.821**	**13.245**	**12.231**	**13.428**	**12.233**	**9.572**	**10.386**	**9.433**	**2.461**	**2.833**	**2.628**	**198**	**209**	**172**	**1.545**	**1.393**	**1.012**
Janeiro	1.120	1.245	1.136	981	1.138	1.032	785	890	817	176	223	200	20	25	15	139	107	104
Fevereiro	1.054	1.219	1.046	913	1.100	964	708	866	743	190	217	212	15	17	9	141	119	82
Março	1.148	1.167	1.238	982	1.042	1.152	759	822	895	190	208	236	33	12	21	166	125	86
Abril	1.130	1.149	1.098	973	1.023	1.022	796	789	794	168	218	214	9	16	14	157	126	76
Maio	1.145	1.238	1.084	1.003	1.120	1.002	799	838	784	185	265	201	19	17	17	142	118	82
Junho	1.095	1.170	1.165	961	1.057	1.077	744	771	834	198	274	228	19	12	15	134	113	88
Julho	1.221	1.305	1.218	1.096	1.190	1.126	840	946	846	248	223	269	8	21	11	125	115	92
Agosto	1.159	1.258	1.109	1.038	1.147	1.020	819	872	813	205	250	197	14	25	10	121	111	89
Setembro	1.250	1.390	1.125	1.129	1.267	1.047	875	984	765	232	266	267	22	17	15	121	123	78
Outubro	1.309	1.353	1.138	1.201	1.216	1.057	928	957	814	259	242	221	14	17	22	108	137	81
Novembro	1.139	1.214	1.008	1.032	1.113	929	795	863	703	227	234	211	10	16	15	107	101	79
Dezembro	1.006	1.113	880	922	1.015	805	724	788	625	183	213	172	15	14	8	84	98	75

Fonte: DATAPREV, CAT, SUB.
Nota: Os dados são preliminares, estando sujeitos a correções.

DISTRIBUIÇÃO DE ACIDENTES DO TRABALHO, POR MOTIVO, NO ESTADO DO ESPÍRITO SANTO - 2015

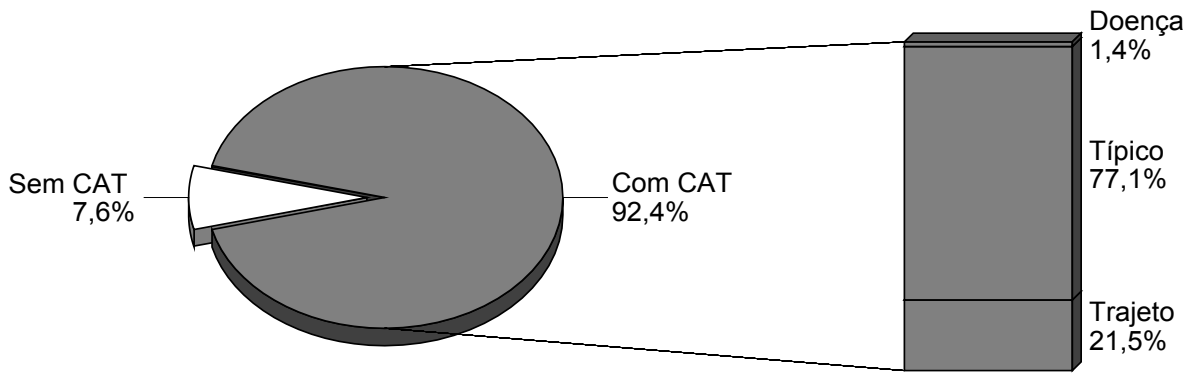

Fonte: DATAPREV, CAT, SUB.

Capítulo 20 - Rio de Janeiro

20.1 - Quantidade de acidentes do trabalho, por situação do registro e motivo, segundo a Classificação Nacional de Atividades Econômicas (CNAE), no estado do Rio de Janeiro - 2013/2015

(continua)

CNAE	QUANTIDADE DE ACIDENTES DO TRABALHO																	
	Total			Com CAT Registrada												Sem CAT Registrada		
				Total			Motivo											
							Típico			Trajeto			Doença do Trabalho					
	2013	2014	2015	2013	2014	2015	2013	2014	2015	2013	2014	2015	2013	2014	2015	2013	2014	2015
TOTAL	**51.471**	**52.186**	**46.796**	**44.232**	**45.462**	**41.874**	**33.068**	**34.306**	**31.469**	**9.352**	**9.394**	**8.970**	**1.812**	**1.762**	**1.435**	**7.239**	**6.724**	**4.922**
0111	–	47	32	–	1	–	–	1	–	–	–	–	–	–	–	–	46	32
0112	–	1	2	–	–	–	–	–	–	–	–	–	–	–	–	–	1	2
0113	29	80	68	21	13	5	15	11	5	6	2	–	–	–	–	8	67	63
0114	–	13	7	–	–	–	–	–	–	–	–	–	–	–	–	–	13	7
0119	2	–	–	2	–	–	1	–	–	1	–	–	–	–	–	–	–	–
0121	2	12	11	1	2	6	1	2	4	–	–	2	–	–	–	1	10	5
0122	2	3	2	2	1	1	1	1	1	–	–	–	1	–	–	–	2	1
0131	1	–	–	–	–	–	–	–	–	–	–	–	–	–	–	1	–	–
0132	–	–	1	–	–	1	–	–	1	–	–	–	–	–	–	–	–	–
0133	2	3	1	2	3	1	2	2	1	–	1	–	–	–	–	–	–	–
0134	2	–	1	2	–	1	2	–	1	–	–	–	–	–	–	–	–	–
0139	–	24	17	–	–	1	–	–	1	–	–	–	–	–	–	–	24	16
0141	6	10	17	6	10	17	6	8	15	–	2	1	–	–	1	–	–	–
0142	4	2	3	4	2	3	2	2	–	2	–	3	–	–	–	–	–	–
0151	40	20	19	24	20	19	21	20	17	3	–	2	–	–	–	16	–	–
0152	5	3	1	4	3	1	4	3	–	–	–	1	–	–	–	1	–	–
0155	9	18	10	5	18	10	3	16	9	2	2	1	–	–	–	4	–	–
0161	9	6	4	2	6	4	–	6	3	2	–	1	–	–	–	7	–	–
0162	4	6	2	2	6	2	2	5	–	–	–	2	–	1	–	2	–	–
0210	7	2	8	–	2	8	–	2	7	–	–	1	–	–	–	7	–	–
0230	14	3	2	14	3	2	8	3	2	1	–	–	5	–	–	–	–	–
0311	10	5	1	8	5	1	7	5	1	1	–	–	–	–	–	2	–	–
0322	–	1	1	–	1	1	–	1	1	–	–	–	–	–	–	–	–	–
0600	539	536	460	527	536	460	459	473	401	61	59	54	7	4	5	12	–	–
0710	53	64	42	52	64	42	21	18	16	30	45	26	1	1	–	1	–	–
0724	–	2	1	–	1	–	–	1	–	–	–	–	–	–	–	–	1	1
0729	24	40	48	24	40	48	24	38	48	–	2	–	–	–	–	–	–	–
0810	107	96	87	88	96	87	83	72	74	5	20	12	–	4	1	19	–	–
0892	5	8	2	5	8	2	4	8	1	–	–	1	1	–	–	–	–	–
0899	6	1	2	6	1	2	6	1	2	–	–	–	–	–	–	–	–	–
0910	988	759	602	940	759	602	830	619	510	70	86	85	40	54	7	48	–	–
0990	–	1	1	–	1	1	–	1	1	–	–	–	–	–	–	–	–	–
1011	27	26	22	20	26	22	19	24	21	1	2	1	–	–	–	7	–	–
1012	68	73	58	56	61	48	49	54	46	5	6	2	2	1	–	12	12	10
1013	91	84	66	66	84	66	58	73	58	4	5	6	4	6	2	25	–	–
1020	52	76	101	39	76	101	32	71	89	7	5	12	–	–	–	13	–	–
1031	1	3	2	–	3	2	–	3	2	–	–	–	–	–	–	1	–	–
1032	1	2	1	–	2	1	–	2	–	–	–	1	–	–	–	1	–	–
1033	3	3	6	2	3	6	1	3	6	1	–	–	–	–	–	1	–	–
1041	–	–	8	–	–	8	–	–	8	–	–	–	–	–	–	–	–	–
1042	–	1	–	–	1	–	–	1	–	–	–	–	–	–	–	–	–	–
1043	1	–	–	1	–	–	1	–	–	–	–	–	–	–	–	–	–	–
1051	10	8	7	5	8	7	3	7	7	2	1	–	–	–	–	5	–	–
1052	40	28	25	36	28	25	31	19	19	5	7	6	–	2	–	4	–	–
1053	16	14	12	14	14	12	9	12	9	5	2	3	–	–	–	2	–	–
1061	1	3	4	1	3	4	1	1	4	–	2	–	–	–	–	–	–	–
1062	24	27	25	22	27	25	21	20	23	1	–	2	–	7	–	2	–	–
1064	–	5	–	–	5	–	–	3	–	–	2	–	–	–	–	–	–	–
1066	9	5	15	6	5	15	6	3	15	–	2	–	–	–	–	3	–	–
1069	10	12	11	9	12	11	8	12	11	1	–	–	–	–	–	1	–	–
1071	13	5	2	9	5	2	9	5	2	–	–	–	–	–	–	4	–	–
1072	3	5	1	3	5	1	3	4	1	–	1	–	–	–	–	–	–	–
1081	6	1	–	3	1	–	3	1	–	–	–	–	–	–	–	3	–	–
1091	111	105	126	92	105	126	77	86	98	14	19	25	1	–	3	19	–	–
1092	23	11	4	19	11	4	12	9	3	6	2	1	1	–	–	4	–	–
1093	2	1	4	2	1	4	2	1	3	–	–	1	–	–	–	–	–	–
1094	56	45	35	41	45	35	36	32	28	5	10	6	–	3	1	15	–	–
1095	12	11	7	9	11	7	9	11	6	–	–	1	–	–	–	3	–	–
1096	6	4	13	5	4	13	4	3	5	1	1	7	–	–	1	1	–	–
1099	76	54	49	64	54	49	55	42	39	8	9	8	1	3	2	12	–	–
1111	8	14	11	8	3	3	8	3	2	–	–	1	–	–	–	–	11	8
1112	23	15	5	22	14	5	19	13	4	3	1	1	–	–	–	1	1	–
1113	131	102	96	126	102	96	111	87	79	14	14	16	1	1	1	5	–	–
1121	6	9	9	2	9	9	2	4	8	–	5	1	–	–	–	4	–	–
1122	239	203	133	217	203	133	171	150	99	45	51	32	1	2	2	22	–	–
1220	1	–	6	1	–	6	1	–	6	–	–	–	–	–	–	–	–	–
1311	3	9	8	3	9	8	3	7	7	–	2	–	–	–	1	–	–	–
1312	1	–	1	–	–	1	–	–	1	–	–	–	–	–	–	1	–	–
1314	1	–	–	–	–	–	–	–	–	–	–	–	–	–	–	1	–	–
1321	2	–	–	–	–	–	–	–	–	–	–	–	–	–	–	2	–	–
1323	66	86	41	61	86	41	47	69	29	14	17	12	–	–	–	5	–	–
1330	8	14	11	8	14	11	7	11	7	1	3	4	–	–	–	–	–	–
1340	16	14	14	13	14	14	11	9	9	2	5	2	–	–	3	3	–	–
1351	7	2	1	3	2	1	3	1	1	–	1	–	–	–	–	4	–	–

Capítulo 20 - Rio de Janeiro

20.1 - Quantidade de acidentes do trabalho, por situação do registro e motivo, segundo a Classificação Nacional de Atividades Econômicas (CNAE), no estado do Rio de Janeiro - 2013/2015

(continuação)

CNAE	QUANTIDADE DE ACIDENTES DO TRABALHO																	
	Total			Com CAT Registrada												Sem CAT Registrada		
				Total			Motivo											
							Típico			Trajeto			Doença do Trabalho					
	2013	2014	2015	2013	2014	2015	2013	2014	2015	2013	2014	2015	2013	2014	2015	2013	2014	2015
1352	3	3	1	2	3	1	2	2	1	–	1	–	–	–	–	1	–	–
1353	–	7	17	–	7	17	–	7	13	–	–	3	–	–	1	–	–	–
1354	3	4	3	2	4	3	2	4	3	–	–	–	–	–	–	1	–	–
1359	42	28	22	41	28	22	30	21	20	4	5	1	7	2	1	1	–	–
1411	359	310	354	338	310	354	247	262	282	90	47	70	1	1	2	21	–	–
1412	179	93	50	109	93	50	75	63	34	31	23	15	3	7	1	70	–	–
1413	14	8	12	9	8	12	5	6	10	4	2	2	–	–	–	5	–	–
1414	9	7	6	7	6	5	5	4	5	2	2	–	–	–	–	2	1	1
1421	1	2	1	–	2	1	–	1	–	–	1	1	–	–	–	1	–	–
1422	2	6	5	2	6	5	1	1	5	–	3	–	1	2	–	–	–	–
1521	22	12	20	16	11	20	12	7	14	3	3	5	1	1	1	6	1	–
1529	–	–	1	–	–	1	–	–	–	–	–	1	–	–	–	–	–	–
1531	12	5	6	12	4	5	11	4	5	1	–	–	–	–	–	–	1	1
1532	–	1	–	–	–	–	–	–	–	–	–	–	–	–	–	–	1	–
1539	–	–	1	–	–	1	–	–	–	–	–	1	–	–	–	–	–	–
1540	–	–	14	–	–	14	–	–	13	–	–	1	–	–	–	–	–	–
1610	4	3	4	4	3	4	4	1	2	–	2	2	–	–	–	–	–	–
1622	9	14	13	5	14	13	5	13	10	–	–	3	–	1	–	4	–	–
1623	7	4	1	7	4	1	6	3	1	–	–	–	1	1	–	–	–	–
1629	6	4	5	5	4	5	4	4	5	1	–	–	–	–	–	1	–	–
1721	57	38	39	48	37	37	40	34	35	8	2	2	–	1	–	9	1	2
1722	–	–	1	–	–	–	–	–	–	–	–	–	–	–	–	–	–	1
1731	12	8	10	10	7	9	10	7	8	–	–	1	–	–	–	2	1	1
1732	3	1	2	1	1	1	–	1	1	1	–	–	–	–	–	2	–	1
1733	32	25	14	14	24	14	13	23	12	1	1	2	–	–	–	18	1	–
1741	29	41	42	22	35	39	21	31	36	1	2	3	–	2	–	7	6	3
1742	13	11	2	13	11	2	11	9	2	1	2	–	1	–	–	–	–	–
1749	17	25	7	17	24	7	17	21	7	–	3	–	–	–	–	–	1	–
1811	25	17	10	23	7	6	20	6	4	3	1	2	–	–	–	2	10	4
1812	225	218	166	223	209	157	174	156	112	43	44	41	6	9	4	2	9	9
1813	36	13	13	30	13	13	22	10	10	5	3	1	3	–	2	6	–	–
1821	8	4	7	5	4	6	3	2	4	2	2	1	–	–	1	3	–	1
1822	5	6	1	4	6	1	2	5	–	2	1	1	–	–	–	1	–	–
1910	–	1	1	–	–	–	–	–	–	–	–	–	–	–	–	–	1	1
1921	544	554	523	542	551	520	352	354	337	181	174	177	9	23	6	2	3	3
1922	28	45	38	28	45	38	26	35	33	2	8	5	–	2	–	–	–	–
1931	16	17	5	14	16	4	14	15	4	–	1	–	–	–	–	2	1	1
1932	4	2	4	4	2	2	2	1	1	2	1	1	–	–	–	–	–	2
2011	–	1	–	–	1	–	–	1	–	–	–	–	–	–	–	–	–	–
2014	4	6	4	4	6	4	4	5	4	–	1	–	–	–	–	–	–	–
2019	36	37	29	36	37	29	33	33	24	2	4	5	1	–	–	–	–	–
2021	23	17	8	23	16	8	18	14	6	5	2	2	–	–	–	–	1	–
2022	–	1	1	–	1	–	–	–	–	–	1	–	–	–	–	–	–	1
2029	6	8	11	6	7	10	3	6	7	2	1	3	1	–	–	–	1	1
2031	14	8	7	14	8	5	12	8	4	2	–	1	–	–	–	–	–	2
2033	7	3	20	7	3	20	6	3	20	1	–	–	–	–	–	–	–	–
2040	8	5	5	8	1	1	7	1	1	–	–	–	1	–	–	–	4	4
2051	4	6	5	4	6	5	3	4	5	1	2	–	–	–	–	–	–	–
2052	22	22	32	22	22	32	19	16	25	3	6	6	–	–	1	–	–	–
2061	10	4	5	8	4	5	7	1	4	1	3	1	–	–	–	2	–	–
2062	21	22	29	18	22	29	16	18	27	2	3	1	–	1	1	3	–	–
2063	154	143	137	146	143	137	125	119	106	13	23	30	8	1	1	8	–	–
2071	16	34	15	13	34	15	11	24	11	2	8	4	–	2	–	3	–	–
2073	3	4	–	1	4	–	1	3	–	–	1	–	–	–	–	2	–	–
2091	–	6	4	–	1	–	–	1	–	–	–	–	–	–	–	–	5	4
2092	36	33	25	36	33	25	25	30	20	3	3	5	8	–	–	–	–	–
2093	17	28	16	17	28	16	15	26	16	2	2	–	–	–	–	–	–	–
2094	3	3	3	3	3	3	3	3	1	–	–	2	–	–	–	–	–	–
2099	39	42	47	31	42	47	28	34	38	3	7	9	–	1	–	8	–	–
2110	14	7	10	14	7	9	12	5	5	2	2	4	–	–	–	–	–	1
2121	133	137	139	115	135	138	82	85	102	24	41	34	9	9	2	18	2	1
2122	9	15	4	9	15	4	6	13	4	3	2	–	–	–	–	–	–	–
2123	2	3	3	1	3	3	1	1	2	–	2	1	–	–	–	1	–	–
2211	226	211	113	202	208	111	193	192	101	9	14	8	–	2	2	24	3	2
2212	10	14	15	9	14	15	7	13	15	2	1	–	–	–	–	1	–	–
2219	66	106	88	61	52	40	60	52	37	1	–	3	–	–	–	5	54	48
2221	132	95	110	130	95	109	98	62	31	6	4	2	26	29	76	2	–	1
2222	133	150	125	112	148	123	99	112	119	9	14	4	4	22	–	21	2	2
2223	5	5	1	5	5	1	4	3	1	–	2	–	1	–	–	–	–	–
2229	236	265	180	200	265	179	158	229	154	40	32	24	2	4	1	36	–	1
2311	32	29	25	31	28	23	31	25	21	–	2	2	–	1	–	1	1	2
2312	111	114	48	109	114	48	99	99	44	5	14	3	5	1	1	2	–	–
2319	24	8	13	24	8	13	21	8	13	1	–	–	2	–	–	–	–	–
2320	28	40	26	25	36	23	20	16	14	1	1	–	4	19	9	3	4	3
2330	143	109	123	115	109	123	105	91	113	10	18	9	–	–	1	28	–	–
2341	16	8	6	15	8	6	14	6	6	–	2	–	1	–	–	1	–	–

Capítulo 20 - Rio de Janeiro

20.1 - Quantidade de acidentes do trabalho, por situação do registro e motivo, segundo a Classificação Nacional de Atividades Econômicas (CNAE), no estado do Rio de Janeiro - 2013/2015

(continuação)

CNAE	QUANTIDADE DE ACIDENTES DO TRABALHO																	
	Total			Com CAT Registrada												Sem CAT Registrada		
				Total			Motivo											
							Típico			Trajeto			Doença do Trabalho					
	2013	2014	2015	2013	2014	2015	2013	2014	2015	2013	2014	2015	2013	2014	2015	2013	2014	2015
2342	59	34	32	31	34	32	27	30	28	4	4	3	–	–	1	28	–	–
2349	9	3	4	6	3	4	6	2	4	–	1	–	–	–	–	3	–	–
2391	35	12	22	23	12	22	20	9	18	3	2	4	–	1	–	12	–	–
2392	–	–	1	–	–	1	–	–	1	–	–	–	–	–	–	–	–	–
2399	37	55	38	31	55	38	28	46	32	3	9	6	–	–	–	6	–	–
2421	66	63	36	61	63	36	54	57	33	7	6	3	–	–	–	5	–	–
2422	146	172	227	142	172	227	104	141	159	37	26	25	1	5	43	4	–	–
2423	164	185	123	154	185	123	125	162	99	22	15	17	7	8	7	10	–	–
2424	3	7	–	2	7	–	2	6	–	–	1	–	–	–	–	1	–	–
2431	50	47	34	47	47	34	40	45	32	5	2	1	2	–	1	3	–	–
2439	23	31	17	21	31	17	20	30	15	1	1	2	–	–	–	2	–	–
2441	15	7	5	14	7	5	14	5	5	–	1	–	–	1	–	1	–	–
2442	2	–	–	1	–	–	1	–	–	–	–	–	–	–	–	1	–	–
2443	2	7	5	2	7	5	2	5	5	–	2	–	–	–	–	–	–	–
2449	4	18	14	3	18	14	2	17	13	1	1	1	–	–	–	1	–	–
2451	51	23	8	44	23	8	39	20	7	4	3	–	1	–	1	7	–	–
2452	9	21	15	8	17	12	8	17	11	–	–	1	–	–	–	1	4	3
2511	184	176	105	169	142	88	159	129	83	10	12	5	–	1	–	15	34	17
2512	59	38	33	52	38	32	44	32	23	6	5	7	2	1	2	7	–	1
2513	88	79	55	79	79	55	70	67	47	9	12	7	–	–	1	9	–	–
2521	8	5	3	8	5	3	5	1	3	3	3	–	–	1	–	–	–	–
2522	2	14	2	2	8	1	2	7	1	–	1	–	–	–	–	–	6	1
2531	1	2	–	–	2	–	–	1	–	–	–	–	–	1	–	1	–	–
2532	33	16	28	30	16	28	25	16	28	4	–	–	1	–	–	3	–	–
2539	62	62	49	46	62	49	40	47	37	4	10	4	2	5	8	16	–	–
2541	1	1	–	1	1	–	1	–	–	–	1	–	–	–	–	–	–	–
2542	70	57	58	64	57	58	57	47	46	5	7	9	2	3	3	6	–	–
2543	2	3	2	1	3	2	1	2	2	–	1	–	–	–	–	1	–	–
2591	106	88	78	98	88	78	87	78	71	10	7	6	1	3	1	8	–	–
2592	23	23	15	22	23	15	21	22	14	1	1	1	–	–	–	1	–	–
2593	2	4	3	2	4	3	1	4	3	1	–	–	–	–	–	–	–	–
2599	176	111	101	162	111	101	144	103	85	16	7	13	2	1	3	14	–	–
2610	3	4	6	3	4	6	2	3	6	1	1	–	–	–	–	–	–	–
2621	2	3	–	2	3	–	2	1	–	–	2	–	–	–	–	–	–	–
2622	–	1	1	–	1	1	–	1	1	–	–	–	–	–	–	–	–	–
2631	7	5	11	5	5	11	2	1	7	3	4	4	–	–	–	2	–	–
2632	–	–	1	–	–	1	–	–	1	–	–	–	–	–	–	–	–	–
2651	8	10	5	6	10	5	5	5	5	–	5	–	1	–	–	2	–	–
2660	–	–	1	–	–	1	–	–	–	–	–	1	–	–	–	–	–	–
2670	2	2	–	1	2	–	–	2	–	1	–	–	–	–	–	1	–	–
2710	2	2	5	2	2	5	2	2	5	–	–	–	–	–	–	–	–	–
2721	–	–	2	–	–	–	–	–	–	–	–	–	–	–	–	–	–	2
2722	–	–	3	–	–	–	–	–	–	–	–	–	–	–	–	–	–	3
2731	11	7	7	8	5	7	8	4	5	–	1	2	–	–	–	3	2	–
2732	4	2	1	4	2	1	4	2	1	–	–	–	–	–	–	–	–	–
2733	36	30	16	34	30	16	32	22	14	2	7	2	–	1	–	2	–	–
2740	5	4	8	4	4	8	3	3	7	1	1	1	–	–	–	1	–	–
2751	–	3	–	–	–	–	–	–	–	–	–	–	–	–	–	–	3	–
2759	11	8	6	9	8	6	7	6	5	2	2	1	–	–	–	2	–	–
2790	16	6	17	15	6	17	10	5	16	3	1	1	2	–	–	1	–	–
2811	2	3	2	1	–	1	1	–	1	–	–	–	–	–	–	1	3	1
2812	30	26	15	28	26	14	24	23	13	3	3	1	1	–	–	2	–	1
2813	33	23	28	31	22	28	28	21	20	2	1	8	1	–	–	2	1	–
2814	–	1	–	–	1	–	–	–	–	–	1	–	–	–	–	–	–	–
2815	4	4	–	3	4	–	2	3	–	1	1	–	–	–	–	1	–	–
2821	6	7	4	5	7	4	4	7	3	1	–	1	–	–	–	1	–	–
2822	52	36	29	45	31	28	37	26	17	8	5	9	–	–	2	7	5	1
2823	13	6	6	12	6	6	10	5	5	2	1	1	–	–	–	1	–	–
2825	1	–	1	–	–	1	–	–	–	–	–	1	–	–	–	1	–	–
2829	32	32	33	31	32	33	26	28	29	2	4	4	3	–	–	1	–	–
2831	–	2	–	–	–	–	–	–	–	–	–	–	–	–	–	–	2	–
2832	–	1	–	–	1	–	–	1	–	–	–	–	–	–	–	–	–	–
2833	1	2	1	1	–	–	1	–	–	–	–	–	–	–	–	–	2	1
2840	5	5	–	4	5	–	4	3	–	–	2	–	–	–	–	1	–	–
2851	57	70	60	55	70	60	35	43	40	18	27	19	2	–	1	2	–	–
2852	2	2	1	2	2	1	2	2	1	–	–	–	–	–	–	–	–	–
2854	42	34	21	41	34	21	41	33	21	–	–	–	–	1	–	1	–	–
2861	1	3	–	1	3	–	1	2	–	–	1	–	–	–	–	–	–	–
2862	5	4	5	5	4	5	3	3	4	2	–	1	–	1	–	–	–	–
2866	–	1	–	–	1	–	–	–	–	–	1	–	–	–	–	–	–	–
2869	27	29	14	25	29	14	19	15	12	6	6	2	–	8	–	2	–	–
2910	107	96	60	100	86	60	78	67	43	19	6	7	3	13	10	7	10	–
2920	63	39	20	59	39	19	53	36	17	2	–	–	4	3	2	4	–	1
2930	103	114	78	92	114	78	81	102	72	6	6	6	5	6	–	11	–	–
2941	2	5	2	2	5	2	1	3	2	1	2	–	–	–	–	–	–	–
2943	11	7	8	10	7	8	10	7	8	–	–	–	–	–	–	1	–	–

Capítulo 20 - Rio de Janeiro

20.1 - Quantidade de acidentes do trabalho, por situação do registro e motivo, segundo a Classificação Nacional de Atividades Econômicas (CNAE), no estado do Rio de Janeiro - 2013/2015

(continuação)

CNAE	QUANTIDADE DE ACIDENTES DO TRABALHO																	
	Total			Com CAT Registrada												Sem CAT Registrada		
				Total			Motivo											
							Típico			Trajeto			Doença do Trabalho					
	2013	2014	2015	2013	2014	2015	2013	2014	2015	2013	2014	2015	2013	2014	2015	2013	2014	2015
2944	22	16	10	19	16	10	18	15	9	–	1	1	1	–	–	3	–	–
2945	12	6	1	12	6	1	12	6	1	–	–	–	–	–	–	–	–	–
2949	139	86	46	133	86	46	117	74	43	7	4	2	9	8	1	6	–	–
2950	2	4	2	2	4	2	2	2	1	–	2	1	–	–	–	–	–	–
3011	1.240	886	601	1.085	886	601	980	791	538	71	60	39	34	35	24	155	–	–
3012	4	4	4	3	4	4	3	3	4	–	1	–	–	–	–	1	–	–
3031	14	14	9	14	14	9	14	11	6	–	3	3	–	–	–	–	–	–
3032	2	2	4	1	2	4	–	–	2	1	2	2	–	–	–	1	–	–
3042	1	–	–	1	–	–	1	–	–	–	–	–	–	–	–	–	–	–
3091	1	–	–	–	–	–	–	–	–	–	–	–	–	–	–	1	–	–
3092	3	3	5	2	3	5	2	2	4	–	1	1	–	–	–	1	–	–
3099	3	4	2	3	4	2	3	4	1	–	–	1	–	–	–	–	–	–
3101	72	44	44	48	44	44	40	34	36	8	10	8	–	–	–	24	–	–
3102	9	13	5	6	13	5	6	10	4	–	2	1	–	1	–	3	–	–
3103	8	12	2	7	12	2	6	11	2	1	1	–	–	–	–	1	–	–
3104	25	17	6	22	17	6	21	12	5	1	4	1	–	1	–	3	–	–
3211	3	2	1	1	2	1	–	1	1	1	1	–	–	–	–	2	–	–
3212	4	2	5	3	2	5	3	2	3	–	–	2	–	–	–	1	–	–
3220	–	2	2	–	2	2	–	1	2	–	1	–	–	–	–	–	–	–
3230	1	14	5	1	2	1	1	2	1	–	–	–	–	–	–	–	12	4
3240	2	–	1	1	–	1	1	–	1	–	–	–	–	–	–	1	–	–
3250	88	89	89	69	89	89	44	58	64	22	19	23	3	12	2	19	–	–
3291	7	25	21	7	3	4	6	2	2	1	–	2	–	1	–	–	22	17
3292	7	3	3	5	3	3	3	3	2	2	–	1	–	–	–	2	–	–
3299	45	34	30	39	34	30	29	24	23	10	10	6	–	–	1	6	–	–
3311	35	25	9	29	25	9	25	24	8	3	1	1	1	–	–	6	–	–
3312	9	7	10	9	7	10	6	5	4	2	2	6	1	–	–	–	–	–
3313	28	13	16	24	13	16	19	12	12	4	1	4	1	–	–	4	–	–
3314	238	209	170	211	209	170	161	165	137	46	38	31	4	6	2	27	–	–
3315	9	4	–	7	4	–	7	4	–	–	–	–	–	–	–	2	–	–
3316	127	111	96	122	111	96	101	95	79	17	15	17	4	1	–	5	–	–
3317	73	147	74	58	147	74	50	124	55	7	15	18	1	8	1	15	–	–
3319	9	4	11	9	4	11	6	3	7	3	1	4	–	–	–	–	–	–
3321	67	45	39	61	45	39	49	35	33	12	9	6	–	1	–	6	–	–
3329	13	5	4	11	5	4	8	3	3	3	1	1	–	1	–	2	–	–
3511	96	106	77	94	70	49	68	55	40	26	15	9	–	–	–	2	36	28
3512	80	10	16	80	10	14	79	8	11	–	2	3	1	–	–	–	–	2
3513	28	26	13	25	26	13	14	12	7	11	12	6	–	2	–	3	–	–
3514	132	108	130	129	108	130	77	70	80	52	38	50	–	–	–	3	–	–
3520	20	8	7	19	8	7	9	4	5	9	4	2	1	–	–	1	–	–
3600	363	239	258	327	239	258	212	175	199	51	36	45	64	28	14	36	–	–
3701	19	21	18	17	21	18	16	19	13	1	2	5	–	–	–	2	–	–
3702	25	7	12	22	7	12	19	6	10	2	1	2	1	–	–	3	–	–
3811	386	334	372	333	334	372	263	281	314	68	53	58	2	–	–	53	–	–
3812	15	21	10	13	21	10	11	18	9	1	3	1	1	–	–	2	–	–
3821	1.452	947	469	1.279	947	469	996	769	344	246	161	112	37	17	13	173	–	–
3822	25	35	30	24	35	30	21	31	26	2	4	4	1	–	–	1	–	–
3831	17	9	20	14	9	20	14	6	20	–	3	–	–	–	–	3	–	–
3832	3	2	10	2	2	10	2	2	7	–	–	–	–	–	3	1	–	–
3839	14	10	8	12	10	8	10	9	8	2	1	–	–	–	–	2	–	–
3900	5	–	12	5	–	12	4	–	8	1	–	4	–	–	–	–	–	–
4110	396	478	478	358	478	478	325	432	442	29	41	28	4	5	8	38	–	–
4120	1.207	996	826	1.020	995	820	883	845	682	130	141	128	7	9	10	187	1	6
4211	540	281	218	480	277	216	439	243	190	38	32	26	3	2	–	60	4	2
4212	459	409	481	420	409	481	326	330	410	51	60	55	43	19	16	39	–	–
4213	54	45	57	41	45	57	34	32	41	6	12	16	1	1	–	13	–	–
4221	690	1.030	954	638	659	634	540	559	561	88	92	69	10	8	4	52	371	320
4222	75	67	52	60	67	52	52	64	42	7	3	10	1	–	–	15	–	–
4223	13	7	8	10	6	6	5	5	4	5	1	2	–	–	–	3	1	2
4291	66	45	20	61	45	20	56	38	18	5	5	–	–	2	2	5	–	–
4292	667	619	335	584	619	335	500	535	288	66	78	43	18	6	4	83	–	–
4299	667	561	451	582	561	451	472	438	387	103	119	62	7	4	2	85	–	–
4311	12	17	10	11	17	10	9	12	9	2	5	1	–	–	–	1	–	–
4312	5	4	8	5	4	8	4	4	8	1	–	–	–	–	–	–	–	–
4313	73	108	103	60	108	103	44	87	92	16	21	11	–	–	–	13	–	–
4319	–	2	3	–	2	3	–	2	3	–	–	–	–	–	–	–	–	–
4321	175	156	156	139	156	156	99	111	98	39	43	53	1	2	5	36	–	–
4322	109	117	90	93	117	90	67	75	52	25	40	35	1	2	3	16	–	–
4329	129	125	101	101	125	101	80	103	75	15	22	23	6	–	3	28	–	–
4330	154	123	109	117	123	109	92	96	89	21	26	18	4	1	2	37	–	–
4391	75	89	57	64	89	57	58	85	54	6	4	3	–	–	–	11	–	–
4399	272	269	247	222	269	247	185	220	208	34	44	35	3	5	4	50	–	–
4511	145	144	134	130	144	134	86	95	81	39	47	52	5	2	1	15	–	–
4512	2	15	7	2	6	1	2	6	1	–	–	–	–	–	–	–	9	6
4520	69	64	46	50	64	46	37	48	25	11	12	20	2	4	1	19	–	–
4530	131	137	83	101	137	83	62	94	53	37	39	26	2	4	4	30	–	–

Capítulo 20 - Rio de Janeiro

20.1 - Quantidade de acidentes do trabalho, por situação do registro e motivo, segundo a Classificação Nacional de Atividades Econômicas (CNAE), no estado do Rio de Janeiro - 2013/2015

(continuação)

CNAE	QUANTIDADE DE ACIDENTES DO TRABALHO																	
	Total			Com CAT Registrada												Sem CAT Registrada		
				Total			Motivo											
							Típico			Trajeto			Doença do Trabalho					
	2013	2014	2015	2013	2014	2015	2013	2014	2015	2013	2014	2015	2013	2014	2015	2013	2014	2015
4541	28	32	21	19	28	20	7	12	9	11	15	11	1	1	–	9	4	1
4542	–	4	–	–	1	–	–	1	–	–	–	–	–	–	–	–	3	–
4543	1	6	2	1	2	1	1	–	1	–	2	–	–	–	–	–	4	1
4612	–	–	1	–	–	1	–	–	1	–	–	–	–	–	–	–	–	–
4614	2	–	–	2	–	–	2	–	–	–	–	–	–	–	–	–	–	–
4617	2	1	2	2	1	2	2	1	–	–	–	2	–	–	–	–	–	–
4618	4	2	2	4	2	2	2	2	1	2	–	1	–	–	–	–	–	–
4619	5	–	2	4	–	2	1	–	1	3	–	1	–	–	–	1	–	–
4621	4	1	2	3	1	2	2	–	1	1	1	1	–	–	–	1	–	–
4623	27	29	26	20	29	26	14	23	22	6	5	4	–	1	–	7	–	–
4631	10	6	6	7	6	6	5	3	2	1	3	4	1	–	–	3	–	–
4632	33	24	19	26	24	19	17	19	17	9	5	2	–	–	–	7	–	–
4633	22	20	25	9	20	25	5	15	19	4	5	5	–	–	1	13	–	–
4634	25	24	21	15	24	21	13	23	17	2	1	4	–	–	–	10	–	–
4635	213	180	170	190	180	170	153	142	136	37	38	33	–	–	1	23	–	–
4636	9	10	7	7	10	7	6	8	5	1	2	2	–	–	–	2	–	–
4637	60	71	62	41	71	62	32	53	46	8	17	16	1	1	–	19	–	–
4639	112	103	109	99	103	109	83	76	84	15	27	24	1	–	1	13	–	–
4641	5	3	7	4	3	7	3	2	6	1	1	1	–	–	–	1	–	–
4642	15	9	12	14	9	12	8	3	9	6	6	3	–	–	–	1	–	–
4643	3	3	–	2	3	–	2	–	–	–	3	–	–	–	–	1	–	–
4644	25	22	34	21	22	34	14	11	26	7	10	8	–	1	–	4	–	–
4645	34	27	23	31	27	23	19	13	9	11	14	14	1	–	–	3	–	–
4646	32	53	47	30	53	47	23	26	23	7	25	24	–	2	–	2	–	–
4647	22	10	18	17	10	18	13	5	11	4	5	7	–	–	–	5	–	–
4649	52	56	43	43	56	43	25	32	23	18	22	19	–	2	1	9	–	–
4651	31	24	19	29	24	19	13	15	9	16	9	10	–	–	–	2	–	–
4652	3	4	4	3	4	4	2	1	2	1	3	2	–	–	–	–	–	–
4661	2	1	–	2	1	–	2	–	–	–	1	–	–	–	–	–	–	–
4662	19	13	11	19	13	11	16	9	10	3	3	1	–	1	–	–	–	–
4663	34	18	43	31	18	43	24	13	37	5	5	4	2	–	2	3	–	–
4664	1	3	2	1	3	2	1	3	2	–	–	–	–	–	–	–	–	–
4665	2	–	1	2	–	1	1	–	1	–	–	–	1	–	–	–	–	–
4669	39	35	29	33	35	29	20	25	14	10	10	14	3	–	1	6	–	–
4671	15	15	6	12	15	6	10	13	5	1	2	1	1	–	–	3	–	–
4672	22	7	9	20	7	9	18	7	9	2	–	–	–	–	–	2	–	–
4673	3	8	7	3	8	7	1	7	6	2	1	1	–	–	–	–	–	–
4674	5	8	8	5	8	8	4	7	5	1	1	3	–	–	–	–	–	–
4679	60	48	57	48	48	57	41	40	53	7	7	4	–	1	–	12	–	–
4681	55	58	30	55	58	30	26	36	23	28	21	7	1	1	–	–	–	–
4682	122	105	135	115	105	135	107	90	118	7	12	16	1	3	1	7	–	–
4683	1	–	–	1	–	–	1	–	–	–	–	–	–	–	–	–	–	–
4684	28	23	26	26	23	26	20	20	21	4	3	5	2	–	–	2	–	–
4685	19	9	4	18	9	4	14	6	4	4	3	–	–	–	–	1	–	–
4686	24	14	10	23	14	10	20	11	10	2	3	–	1	–	–	1	–	–
4687	55	46	52	43	46	52	34	45	50	7	1	1	2	–	1	12	–	–
4689	30	23	23	26	23	23	19	12	17	5	11	6	2	–	–	4	–	–
4691	49	21	39	44	21	39	38	18	36	6	3	2	–	–	1	5	–	–
4692	1	–	1	–	–	1	–	–	–	–	–	1	–	–	–	1	–	–
4693	43	54	62	40	54	62	36	39	49	4	14	12	–	1	1	3	–	–
4711	1.802	1.553	1.467	1.469	1.553	1.467	1.242	1.350	1.267	208	192	180	19	11	20	333	–	–
4712	285	203	225	207	203	225	162	173	167	43	27	53	2	3	5	78	–	–
4713	195	97	110	165	97	110	109	77	76	37	19	33	19	1	1	30	–	–
4721	189	164	134	144	164	134	116	130	109	26	34	23	2	–	2	45	–	–
4722	45	20	22	29	20	22	25	14	14	4	6	8	–	–	–	16	–	–
4723	20	19	23	17	19	23	10	13	15	7	5	7	–	1	1	3	–	–
4724	160	152	149	143	152	149	121	116	126	22	36	23	–	–	–	17	–	–
4729	76	65	68	60	65	68	41	47	52	18	17	15	1	1	1	16	–	–
4731	179	104	115	132	104	115	92	67	71	40	36	44	–	1	–	47	–	–
4732	–	1	–	–	1	–	–	1	–	–	–	–	–	–	–	–	–	–
4741	11	11	5	9	11	5	5	6	2	4	5	3	–	–	–	2	–	–
4742	18	24	10	7	24	10	7	20	5	–	3	5	–	1	–	11	–	–
4743	29	38	20	20	38	20	15	31	17	3	5	3	2	2	–	9	–	–
4744	424	339	292	325	339	292	261	267	218	57	62	70	7	10	4	99	–	–
4751	34	25	32	28	25	32	17	11	17	11	13	15	–	1	–	6	–	–
4752	35	24	23	25	24	23	11	15	12	13	9	9	1	–	2	10	–	–
4753	479	376	168	394	376	168	229	236	120	88	70	36	77	70	12	85	–	–
4754	90	75	70	66	75	70	42	58	49	23	15	20	1	2	1	24	–	–
4755	36	51	35	31	51	35	20	40	28	11	11	7	–	–	–	5	–	–
4756	1	2	1	–	2	1	–	–	1	–	2	–	–	–	–	1	–	–
4757	7	12	9	4	12	9	4	9	5	–	3	4	–	–	–	3	–	–
4759	21	18	26	17	18	26	7	12	10	10	6	15	–	–	1	4	–	–
4761	32	16	31	26	16	31	11	10	14	14	6	16	1	–	1	6	–	–
4763	29	27	19	21	27	19	15	17	13	6	10	6	–	–	–	8	–	–
4771	345	313	232	297	313	232	167	208	121	123	101	109	7	4	2	48	–	–
4772	17	18	17	13	18	17	7	12	11	6	6	6	–	–	–	4	–	–

Capítulo 20 - Rio de Janeiro

20.1 - Quantidade de acidentes do trabalho, por situação do registro e motivo, segundo a Classificação Nacional de Atividades Econômicas (CNAE), no estado do Rio de Janeiro - 2013/2015

(continuação)

CNAE	QUANTIDADE DE ACIDENTES DO TRABALHO																	
	Total			Com CAT Registrada												Sem CAT Registrada		
				Total			Motivo											
							Típico			Trajeto			Doença do Trabalho					
	2013	2014	2015	2013	2014	2015	2013	2014	2015	2013	2014	2015	2013	2014	2015	2013	2014	2015
4773	11	8	3	9	8	3	5	3	2	4	5	1	–	–	–	2	–	–
4774	4	11	7	2	11	7	2	3	6	–	7	1	–	1	–	2	–	–
4781	240	184	196	195	184	196	122	135	135	70	44	60	3	5	1	45	–	–
4782	96	48	56	74	48	56	54	34	39	17	13	17	3	1	–	22	–	–
4783	9	11	11	9	11	11	5	6	8	4	5	3	–	–	–	–	–	–
4784	34	29	36	27	29	36	19	22	25	8	6	11	–	1	–	7	–	–
4785	2	3	3	1	3	3	1	2	2	–	1	1	–	–	–	1	–	–
4789	183	165	127	138	165	127	81	105	81	54	55	43	3	5	3	45	–	–
4911	27	25	10	27	25	10	22	8	6	5	2	3	–	15	1	–	–	–
4912	190	135	138	183	135	138	121	89	90	61	43	46	1	3	2	7	–	–
4921	1.015	662	518	612	662	518	442	458	344	164	194	169	6	10	5	403	–	–
4922	226	127	109	138	127	109	109	88	83	29	36	26	–	3	–	88	–	–
4923	30	16	26	25	16	26	10	9	14	14	7	11	1	–	1	5	–	–
4924	4	1	1	2	1	1	1	1	1	1	–	–	–	–	–	2	–	–
4929	56	52	38	34	52	38	23	37	26	10	13	12	1	2	–	22	–	–
4930	1.159	1.008	864	929	1.008	864	708	803	671	208	194	181	13	11	12	230	–	–
4940	143	137	108	139	137	108	119	109	74	18	25	34	2	3	–	4	–	–
4950	1	–	–	–	–	–	–	–	–	–	–	–	–	–	–	1	–	–
5011	48	57	51	45	57	51	44	53	50	1	4	1	–	–	–	3	–	–
5012	6	16	11	6	16	11	6	16	10	–	–	1	–	–	–	–	–	–
5021	9	10	13	6	10	13	6	10	11	–	–	2	–	–	–	3	–	–
5022	2	2	–	–	2	–	–	2	–	–	–	–	–	–	–	2	–	–
5030	420	380	334	410	378	333	375	367	293	30	7	39	5	4	1	10	2	1
5091	32	37	29	30	37	29	22	29	19	8	8	10	–	–	–	2	–	–
5111	126	109	98	120	89	76	72	64	54	47	25	21	1	–	1	6	20	22
5112	34	37	25	33	32	20	18	22	13	15	10	7	–	–	–	1	5	5
5120	2	5	–	2	1	–	1	–	–	1	1	–	–	–	–	–	4	–
5211	93	107	80	84	102	73	64	77	55	19	25	18	1	–	–	9	5	7
5212	137	162	129	124	107	99	96	100	86	25	7	12	3	–	1	13	55	30
5221	59	68	65	56	64	63	47	44	52	9	19	11	–	1	–	3	4	2
5222	20	13	15	18	12	15	14	11	10	4	1	5	–	–	–	2	1	–
5223	30	35	41	22	34	40	13	21	24	9	12	15	–	1	1	8	1	1
5229	102	67	84	92	66	84	72	52	68	20	14	16	–	–	–	10	1	–
5231	144	94	125	134	93	125	116	76	100	18	17	24	–	–	1	10	1	–
5232	26	60	28	23	51	28	19	42	21	3	9	7	1	–	–	3	9	–
5239	23	31	22	20	31	22	16	25	16	3	5	6	1	1	–	3	–	–
5240	128	106	121	110	106	121	83	76	88	25	28	33	2	2	–	18	–	–
5250	80	93	52	68	93	52	49	53	35	18	39	17	1	1	–	12	–	–
5310	2.257	2.701	3.274	2.192	2.701	3.274	1.962	2.474	3.083	225	209	169	5	18	22	65	–	–
5320	134	85	49	100	85	49	61	51	24	39	34	24	–	–	1	34	–	–
5510	269	319	354	205	319	354	155	244	273	47	72	77	3	3	4	64	–	–
5590	21	5	10	13	5	10	9	2	7	3	1	3	1	2	–	8	–	–
5611	926	731	659	748	731	659	555	556	503	180	157	152	13	18	4	178	–	–
5612	2	6	4	2	6	4	2	4	2	–	2	2	–	–	–	–	–	–
5620	713	671	521	585	671	521	476	530	381	102	134	132	7	7	8	128	–	–
5811	8	6	6	5	6	6	4	5	6	1	1	–	–	–	–	3	–	–
5812	11	6	5	11	6	5	7	4	3	4	2	1	–	–	1	–	–	–
5813	2	–	2	2	–	2	1	–	1	1	–	1	–	–	–	–	–	–
5819	2	–	1	1	–	1	–	–	1	1	–	–	–	–	–	1	–	–
5821	17	13	8	12	13	8	10	9	4	2	4	4	–	–	–	5	–	–
5822	7	7	13	7	7	13	3	4	8	4	2	5	–	1	–	–	–	–
5823	–	–	2	–	–	2	–	–	2	–	–	–	–	–	–	–	–	–
5829	13	11	9	12	11	9	10	8	9	2	3	–	–	–	–	1	–	–
5911	9	4	7	9	3	7	4	2	2	5	–	4	–	1	1	–	1	–
5914	17	21	27	17	21	27	12	20	22	5	1	5	–	–	–	–	–	–
5920	1	2	3	1	2	3	1	–	1	–	2	2	–	–	–	–	–	–
6010	9	4	4	9	3	4	6	2	2	3	–	1	–	1	1	–	1	–
6021	216	184	250	211	183	249	159	143	187	49	39	60	3	1	2	5	1	1
6022	8	7	10	8	7	10	3	2	6	5	5	4	–	–	–	–	–	–
6110	52	61	62	48	61	62	26	37	44	19	21	16	3	3	2	4	–	–
6120	82	57	92	71	57	92	23	19	47	38	32	44	10	6	1	11	–	–
6130	–	–	1	–	–	1	–	–	1	–	–	–	–	–	–	–	–	–
6141	25	7	7	20	7	7	13	6	4	6	1	2	1	–	1	5	–	–
6143	2	2	2	1	2	2	1	1	2	–	1	–	–	–	–	1	–	–
6190	83	56	66	69	56	66	36	32	38	31	22	26	2	2	2	14	–	–
6201	65	165	172	60	57	63	6	13	14	51	41	46	3	3	3	5	108	109
6202	3	4	7	2	4	7	1	–	2	1	4	5	–	–	–	1	–	–
6203	18	8	11	15	8	11	4	3	4	11	5	6	–	–	1	3	–	–
6204	89	75	88	85	75	88	25	16	14	57	59	73	3	–	1	4	–	–
6209	70	55	67	61	55	67	13	13	18	47	41	48	1	1	1	9	–	–
6311	13	13	14	12	5	12	5	3	6	7	1	6	–	1	–	1	8	2
6319	2	1	2	2	1	2	–	–	–	2	1	2	–	–	–	–	–	–
6391	–	1	–	–	1	–	–	1	–	–	–	–	–	–	–	–	–	–
6399	2	2	1	1	2	1	–	1	–	1	1	1	–	–	–	1	–	–
6410	1	1	–	1	1	–	1	1	–	–	–	–	–	–	–	–	–	–
6421	21	6	5	12	6	5	1	–	2	2	1	–	9	5	3	9	–	–

Capítulo 20 - Rio de Janeiro

20.1 - Quantidade de acidentes do trabalho, por situação do registro e motivo, segundo a Classificação Nacional de Atividades Econômicas (CNAE), no estado do Rio de Janeiro - 2013/2015

(continuação)

CNAE	QUANTIDADE DE ACIDENTES DO TRABALHO																	
	Total			Com CAT Registrada												Sem CAT Registrada		
				Total			Motivo											
							Típico			Trajeto			Doença do Trabalho					
	2013	2014	2015	2013	2014	2015	2013	2014	2015	2013	2014	2015	2013	2014	2015	2013	2014	2015
6422	1.444	1.013	979	1.086	1.013	979	96	120	121	113	113	121	877	780	737	358	–	–
6423	51	67	57	48	67	57	19	32	35	24	31	15	5	4	7	3	–	–
6424	5	3	6	5	3	6	1	–	2	3	3	3	1	–	1	–	–	–
6431	–	–	1	–	–	1	–	–	–	–	–	1	–	–	–	–	–	–
6432	1	1	–	1	1	–	–	1	–	1	–	–	–	–	–	–	–	–
6433	54	53	32	54	53	32	10	10	5	44	42	27	–	1	–	–	–	–
6434	6	4	2	6	4	2	2	1	1	4	3	1	–	–	–	–	–	–
6435	3	–	–	3	–	–	–	–	–	3	–	–	–	–	–	–	–	–
6436	2	1	1	2	1	1	1	1	–	–	–	–	1	–	1	–	–	–
6450	7	2	4	7	2	4	1	–	1	6	2	3	–	–	–	–	–	–
6462	47	46	38	45	46	38	24	19	18	20	27	20	1	–	–	2	–	–
6463	5	1	8	5	1	8	5	–	4	–	1	4	–	–	–	–	–	–
6470	1	2	5	1	2	5	1	2	5	–	–	–	–	–	–	–	–	–
6493	1	–	4	–	–	4	–	–	2	–	–	2	–	–	–	1	–	–
6499	14	10	17	14	10	17	6	2	3	8	7	14	–	1	–	–	–	–
6511	10	12	21	10	12	21	3	6	3	7	5	18	–	1	–	–	–	–
6512	46	50	25	40	50	25	16	13	6	21	34	19	3	3	–	6	–	–
6520	32	11	12	30	11	12	8	5	2	20	6	9	2	–	1	2	–	–
6530	11	10	4	11	10	4	3	7	4	8	3	–	–	–	–	–	–	–
6541	28	38	31	28	38	31	10	11	6	18	25	25	–	2	–	–	–	–
6542	4	7	3	4	7	3	1	3	1	3	3	2	–	1	–	–	–	–
6550	114	127	119	103	127	119	35	59	52	66	67	65	2	1	2	11	–	–
6611	–	–	1	–	–	–	–	–	–	–	–	–	–	–	–	–	–	1
6612	7	9	10	7	8	10	2	1	4	5	7	6	–	–	–	–	1	–
6613	5	7	2	5	5	2	3	3	1	2	2	1	–	–	–	–	2	–
6619	24	23	17	22	23	17	6	11	7	16	9	7	–	3	3	2	–	–
6621	1	5	1	1	3	–	1	–	–	–	2	–	–	1	–	–	2	1
6622	18	14	10	17	14	10	3	6	4	13	6	6	1	2	–	1	–	–
6629	6	1	3	5	1	3	1	–	–	4	1	3	–	–	–	1	–	–
6630	2	9	8	1	1	1	–	–	–	1	1	1	–	–	–	1	8	7
6810	73	51	50	65	51	50	56	41	45	8	10	5	1	–	–	8	–	–
6821	14	16	17	12	16	17	5	7	8	7	9	6	–	–	3	2	–	–
6822	42	45	67	38	45	67	29	29	40	9	16	27	–	–	–	4	–	–
6911	29	18	38	22	18	38	7	4	13	15	14	24	–	–	1	7	–	–
6912	4	9	4	4	9	4	1	5	1	3	4	3	–	–	–	–	–	–
6920	75	70	71	69	70	71	22	18	19	45	50	50	2	2	2	6	–	–
7010	1	1	1	1	1	1	1	1	1	–	–	–	–	–	–	–	–	–
7020	108	87	106	102	87	106	35	32	36	67	53	68	–	2	2	6	–	–
7111	8	23	12	5	23	12	5	22	9	–	1	3	–	–	–	3	–	–
7112	496	508	383	436	508	383	290	352	265	145	152	115	1	4	3	60	–	–
7119	88	81	54	83	81	54	63	60	33	18	21	20	2	–	1	5	–	–
7120	36	47	46	33	47	46	12	21	22	21	21	24	–	5	–	3	–	–
7210	190	160	145	189	160	144	156	128	105	32	30	38	1	2	1	1	–	1
7220	2	3	1	2	1	1	2	1	1	–	–	–	–	–	–	–	2	–
7311	15	4	13	11	2	9	4	1	2	7	1	6	–	–	1	4	2	4
7312	8	8	4	7	8	4	4	7	3	3	1	1	–	–	–	1	–	–
7319	22	28	31	19	28	31	9	13	17	9	15	13	1	–	1	3	–	–
7320	3	2	1	3	2	1	–	2	–	2	–	1	1	–	–	–	–	–
7410	4	–	3	3	–	3	1	–	2	2	–	1	–	–	–	1	–	–
7420	12	13	6	10	10	3	7	8	2	3	2	1	–	–	–	2	3	3
7490	102	114	115	92	114	115	66	77	89	25	28	25	1	9	1	10	–	–
7500	6	3	2	3	3	2	1	1	–	2	2	1	–	–	1	3	–	–
7711	91	79	74	69	79	74	45	60	48	23	12	22	1	7	4	22	–	–
7719	20	28	13	18	28	13	13	17	10	5	10	3	–	1	–	2	–	–
7721	5	–	1	4	–	1	1	–	1	3	–	–	–	–	–	1	–	–
7722	4	4	6	4	4	6	2	3	4	2	1	2	–	–	–	–	–	–
7723	5	9	7	4	9	7	3	4	7	1	5	–	–	–	–	1	–	–
7729	10	10	7	7	10	7	6	6	7	1	4	–	–	–	–	3	–	–
7731	2	–	–	2	–	–	2	–	–	–	–	–	–	–	–	–	–	–
7732	96	73	77	79	73	77	68	55	53	11	16	24	–	2	–	17	–	–
7733	14	15	18	12	13	16	5	5	4	6	8	11	1	–	1	2	2	2
7739	78	69	86	68	69	86	46	45	66	19	22	20	3	2	–	10	–	–
7740	2	2	2	2	2	2	1	2	1	1	–	1	–	–	–	–	–	–
7810	407	270	247	344	270	247	110	72	64	232	193	180	2	5	3	63	–	–
7820	318	197	206	267	197	206	147	85	85	118	110	116	2	2	5	51	–	–
7830	133	102	119	112	102	119	54	49	41	57	51	77	1	2	1	21	–	–
7911	18	28	16	12	28	16	5	11	6	7	14	9	–	3	1	6	–	–
7912	1	–	–	–	–	–	–	–	–	–	–	–	–	–	–	1	–	–
7990	–	2	1	–	2	1	–	–	–	–	2	1	–	–	–	–	–	–
8011	310	251	227	242	251	227	95	86	74	144	165	150	3	–	3	68	–	–
8012	165	143	131	136	140	126	78	65	77	52	70	42	6	5	7	29	3	5
8020	11	10	9	10	10	9	5	4	6	5	6	3	–	–	–	1	–	–
8030	–	5	7	–	–	–	–	–	–	–	–	–	–	–	–	–	5	7
8111	45	34	34	32	34	34	15	16	6	17	17	28	–	1	–	13	–	–
8112	473	455	456	377	455	456	274	344	335	94	99	114	9	12	7	96	–	–
8121	616	544	469	446	543	469	221	300	256	214	234	205	11	9	8	170	1	–

Capítulo 20 - Rio de Janeiro

20.1 - Quantidade de acidentes do trabalho, por situação do registro e motivo, segundo a Classificação Nacional de Atividades Econômicas (CNAE), no estado do Rio de Janeiro - 2013/2015

(conclusão)

CNAE	QUANTIDADE DE ACIDENTES DO TRABALHO																	
	Total			Com CAT Registrada												Sem CAT Registrada		
				Total			Motivo											
							Típico			Trajeto			Doença do Trabalho					
	2013	2014	2015	2013	2014	2015	2013	2014	2015	2013	2014	2015	2013	2014	2015	2013	2014	2015
8122	20	26	30	17	22	28	8	11	16	9	11	12	–	–	–	3	4	2
8129	23	37	34	14	37	34	7	21	25	6	16	8	1	–	1	9	–	–
8130	8	15	16	7	8	12	4	5	9	3	3	3	–	–	–	1	7	4
8211	158	246	192	133	112	134	86	73	76	45	37	57	2	2	1	25	134	58
8219	18	19	24	12	19	24	7	14	11	4	5	13	1	–	–	6	–	–
8220	408	260	210	331	257	210	111	112	80	208	132	123	12	13	7	77	3	–
8230	25	22	29	17	22	29	16	14	19	1	5	10	–	3	–	8	–	–
8291	18	17	21	13	16	19	3	5	7	9	8	12	1	3	–	5	1	2
8292	4	3	7	4	3	7	2	3	5	1	–	2	1	–	–	–	–	–
8299	419	359	251	355	359	251	242	231	172	105	123	74	8	5	5	64	–	–
8411	682	527	497	540	527	497	465	460	420	70	65	75	5	2	2	142	–	–
8412	4	12	30	2	12	30	1	11	29	1	1	1	–	–	–	2	–	–
8413	2	1	1	2	1	1	2	1	1	–	–	–	–	–	–	–	–	–
8422	49	45	60	49	45	60	49	44	57	–	1	2	–	–	1	–	–	–
8423	2	2	2	2	2	2	2	2	2	–	–	–	–	–	–	–	–	–
8424	9	4	3	7	4	3	4	1	2	3	2	1	–	1	–	2	–	–
8425	1	–	–	1	–	–	1	–	–	–	–	–	–	–	–	–	–	–
8430	1	1	–	–	1	–	–	1	–	–	–	–	–	–	–	1	–	–
8511	44	182	137	32	54	47	20	36	32	12	17	15	–	1	–	12	128	90
8512	47	41	43	31	38	42	24	25	25	7	11	15	–	2	2	16	3	1
8513	143	139	140	121	129	137	76	87	96	40	38	41	5	4	–	22	10	3
8520	43	54	25	33	54	25	25	34	21	8	19	4	–	1	–	10	–	–
8531	129	149	140	122	146	136	91	115	110	30	31	25	1	–	1	7	3	4
8532	59	61	47	53	59	44	36	46	33	16	13	11	1	–	–	6	2	3
8533	8	4	5	8	4	5	8	4	5	–	–	–	–	–	–	–	–	–
8541	15	15	16	10	15	16	7	8	9	3	7	7	–	–	–	5	–	–
8542	6	5	3	5	4	3	5	3	3	–	1	–	–	–	–	1	1	–
8550	9	10	5	9	10	5	8	6	3	1	4	2	–	–	–	–	–	–
8591	–	2	1	–	2	1	–	2	–	–	–	1	–	–	–	–	–	–
8592	1	3	7	–	3	7	–	3	2	–	–	5	–	–	–	1	–	–
8593	24	16	20	19	16	20	5	9	7	14	5	9	–	2	4	5	–	–
8599	195	233	220	185	233	220	100	121	116	83	109	94	2	3	10	10	–	–
8610	4.185	4.452	4.687	4.005	4.452	4.687	3.258	3.624	3.786	725	783	873	22	45	28	180	–	–
8621	18	13	10	17	13	10	14	9	5	3	4	5	–	–	–	1	–	–
8622	1	–	–	–	–	–	–	–	–	–	–	–	–	–	–	1	–	–
8630	284	318	343	271	318	343	190	242	246	78	72	89	3	4	8	13	–	–
8640	400	356	422	370	356	422	271	246	304	98	107	117	1	3	1	30	–	–
8650	31	37	50	26	37	50	13	19	31	13	18	19	–	–	–	5	–	–
8660	24	68	57	20	68	57	16	55	39	4	13	18	–	–	–	4	–	–
8690	136	180	179	128	180	179	78	139	140	48	38	36	2	3	3	8	–	–
8711	9	6	13	8	6	13	6	2	11	2	3	1	–	1	1	1	–	–
8712	9	8	9	8	8	9	5	4	5	3	4	4	–	–	–	1	–	–
8720	2	2	4	1	2	4	–	2	1	1	–	3	–	–	–	1	–	–
8730	14	22	13	12	22	13	10	15	10	1	6	3	1	1	–	2	–	–
8800	100	80	68	92	80	68	62	55	45	26	24	21	4	1	2	8	–	–
9001	21	11	15	17	11	15	7	7	12	10	4	3	–	–	–	4	–	–
9002	1	–	1	–	–	1	–	–	1	–	–	–	–	–	–	1	–	–
9003	2	2	1	2	2	1	1	–	1	1	2	–	–	–	–	–	–	–
9101	–	3	2	–	3	2	–	3	1	–	–	1	–	–	–	–	–	–
9102	1	5	2	1	5	2	1	5	2	–	–	–	–	–	–	–	–	–
9200	3	7	16	3	7	16	3	6	12	–	1	4	–	–	–	–	–	–
9311	4	5	6	3	5	6	3	4	5	–	1	1	–	–	–	1	–	–
9312	68	81	51	54	81	51	42	60	41	11	17	10	1	4	–	14	–	–
9313	23	15	16	16	15	16	11	9	6	5	5	9	–	1	1	7	–	–
9319	15	12	16	15	12	16	8	8	13	7	4	3	–	–	–	–	–	–
9321	9	5	6	9	5	6	8	5	3	1	–	3	–	–	–	–	–	–
9329	27	27	20	23	27	20	12	17	14	10	10	6	1	–	–	4	–	–
9411	16	24	23	16	24	23	4	14	11	11	10	12	1	–	–	–	–	–
9412	46	85	62	38	85	62	23	63	54	15	20	8	–	2	–	8	–	–
9420	32	23	22	23	23	22	12	12	10	7	9	9	4	2	3	9	–	–
9430	539	672	787	485	672	787	336	497	607	139	164	161	10	11	19	54	–	–
9491	87	124	58	71	124	58	53	80	41	16	43	14	2	1	3	16	–	–
9492	–	7	5	–	–	1	–	–	–	–	–	1	–	–	–	–	7	4
9493	2	2	3	2	2	3	1	2	1	1	–	2	–	–	–	–	–	–
9499	36	22	40	33	22	40	22	13	21	11	8	17	–	1	2	3	–	–
9511	35	31	24	29	31	24	15	19	6	14	11	17	–	1	1	6	–	–
9512	14	9	9	12	9	9	3	5	6	8	4	3	1	–	–	2	–	–
9521	31	42	23	26	42	23	18	30	14	8	12	9	–	–	–	5	–	–
9529	16	11	5	11	11	5	8	7	3	3	4	2	–	–	–	5	–	–
9601	44	39	42	33	39	42	27	30	34	6	9	8	–	–	–	11	–	–
9602	55	50	52	40	50	52	15	21	30	23	27	17	2	2	5	15	–	–
9603	20	9	22	12	9	22	8	8	16	3	1	6	1	–	–	8	–	–
9609	12	6	12	8	6	12	3	2	5	4	4	7	1	–	–	4	–	–
9700	4	2	1	4	2	1	2	2	1	2	–	–	–	–	–	–	–	–
9900	4	2	2	3	1	2	2	–	2	1	1	–	–	–	–	1	1	–
Ignorado	420	5.488	3.984	117	168	114	105	153	104	11	14	8	1	1	2	303	5.320	3.870

Fonte: DATAPREV, CAT, SUB.

Nota: Os dados são preliminares, estando sujeitos a correções.

Capítulo 20 - Rio de Janeiro

20.2 - Quantidade de acidentes do trabalho, por situação do registro e motivo, segundo os grupos de idade e sexo, no estado do Rio de Janeiro - 2013/2015

GRUPOS DE IDADE E SEXO	QUANTIDADE DE ACIDENTES DO TRABALHO																	
	Total			Com CAT Registrada												Sem CAT Registrada		
				Total			Motivo											
							Típico			Trajeto			Doença do Trabalho					
	2013	2014	2015	2013	2014	2015	2013	2014	2015	2013	2014	2015	2013	2014	2015	2013	2014	2015
TOTAL	**51.471**	**52.186**	**46.796**	**44.232**	**45.462**	**41.874**	**33.068**	**34.306**	**31.469**	**9.352**	**9.394**	**8.970**	**1.812**	**1.762**	**1.435**	**7.239**	**6.724**	**4.922**
Masculino	**35.218**	**35.055**	**30.482**	**30.417**	**30.618**	**27.332**	**24.221**	**24.422**	**21.906**	**5.158**	**5.226**	**4.669**	**1.038**	**970**	**757**	**4.801**	**4.437**	**3.150**
Feminino	**16.252**	**17.129**	**16.314**	**13.814**	**14.842**	**14.542**	**8.846**	**9.883**	**9.563**	**4.194**	**4.167**	**4.301**	**774**	**792**	**678**	**2.438**	**2.287**	**1.772**
Ignorado	**1**	**2**	**–**	**1**	**2**	**–**	**1**	**1**	**–**	**–**	**1**	**–**	**–**	**–**	**–**	**–**	**–**	**–**
Até 19 anos	789	811	615	714	761	577	542	586	439	162	171	136	10	4	2	75	50	38
Masculino	542	525	392	489	488	361	401	392	296	81	94	65	7	2	–	53	37	31
Feminino	247	286	223	225	273	216	141	194	143	81	77	71	3	2	2	22	13	7
Ignorado	–	–	–	–	–	–	–	–	–	–	–	–	–	–	–	–	–	–
20 a 24 anos	5.803	5.691	4.912	5.288	5.200	4.573	4.166	4.153	3.561	1.069	1.000	972	53	47	40	515	491	339
Masculino	4.151	3.939	3.271	3.788	3.598	3.048	3.137	2.989	2.473	621	581	557	30	28	18	363	341	223
Feminino	1.651	1.752	1.641	1.499	1.602	1.525	1.028	1.164	1.088	448	419	415	23	19	22	152	150	116
Ignorado	1	–	–	1	–	–	1	–	–	–	–	–	–	–	–	–	–	–
25 a 29 anos	8.295	7.940	7.019	7.443	7.193	6.516	5.644	5.456	4.968	1.627	1.555	1.427	172	182	121	852	747	503
Masculino	5.693	5.313	4.666	5.127	4.821	4.309	4.148	3.834	3.473	880	893	786	99	94	50	566	492	357
Feminino	2.602	2.627	2.353	2.316	2.372	2.207	1.496	1.622	1.495	747	662	641	73	88	71	286	255	146
Ignorado	–	–	–	–	–	–	–	–	–	–	–	–	–	–	–	–	–	–
30 a 34 anos	9.261	9.112	7.971	8.195	8.108	7.307	6.129	6.110	5.466	1.782	1.718	1.640	284	280	201	1.066	1.004	664
Masculino	6.262	6.050	5.130	5.583	5.427	4.711	4.431	4.280	3.744	1.016	1.000	880	136	147	87	679	623	419
Feminino	2.999	3.061	2.841	2.612	2.680	2.596	1.698	1.830	1.722	766	717	760	148	133	114	387	381	245
Ignorado	–	1	–	–	1	–	–	–	–	–	1	–	–	–	–	–	–	–
35 a 39 anos	7.534	7.893	7.258	6.420	6.881	6.477	4.784	5.164	4.927	1.334	1.437	1.322	302	280	228	1.114	1.012	781
Masculino	5.109	5.244	4.727	4.361	4.589	4.226	3.446	3.647	3.417	764	808	708	151	134	101	748	655	501
Feminino	2.425	2.649	2.531	2.059	2.292	2.251	1.338	1.517	1.510	570	629	614	151	146	127	366	357	280
Ignorado	–	–	–	–	–	–	–	–	–	–	–	–	–	–	–	–	–	–
40 a 44 anos	6.025	6.410	5.627	5.041	5.433	4.962	3.780	4.121	3.747	976	1.045	1.011	285	267	204	984	977	665
Masculino	4.011	4.248	3.586	3.365	3.594	3.170	2.684	2.896	2.570	518	554	489	163	144	111	646	654	416
Feminino	2.014	2.162	2.041	1.676	1.839	1.792	1.096	1.225	1.177	458	491	522	122	123	93	338	323	249
Ignorado	–	–	–	–	–	–	–	–	–	–	–	–	–	–	–	–	–	–
45 a 49 anos	5.433	5.515	4.820	4.403	4.605	4.128	3.227	3.370	3.025	883	937	835	293	298	268	1.030	910	692
Masculino	3.615	3.625	3.039	2.960	3.045	2.621	2.352	2.390	2.070	458	497	402	150	158	149	655	580	418
Feminino	1.818	1.889	1.781	1.443	1.559	1.507	875	979	955	425	440	433	143	140	119	375	330	274
Ignorado	–	1	–	–	1	–	–	1	–	–	–	–	–	–	–	–	–	–
50 a 54 anos	4.362	4.469	4.297	3.491	3.684	3.677	2.464	2.706	2.678	787	731	770	240	247	229	871	785	620
Masculino	2.943	3.003	2.695	2.388	2.473	2.335	1.823	1.960	1.865	409	365	342	156	148	128	555	530	360
Feminino	1.419	1.466	1.602	1.103	1.211	1.342	641	746	813	378	366	428	84	99	101	316	255	260
Ignorado	–	–	–	–	–	–	–	–	–	–	–	–	–	–	–	–	–	–
55 a 59 anos	2.638	2.842	2.719	2.148	2.315	2.292	1.552	1.700	1.655	471	501	530	125	114	107	490	527	427
Masculino	1.877	1.984	1.828	1.543	1.623	1.561	1.189	1.285	1.217	251	262	261	103	76	83	334	361	267
Feminino	761	858	891	605	692	731	363	415	438	220	239	269	22	38	24	156	166	160
Ignorado	–	–	–	–	–	–	–	–	–	–	–	–	–	–	–	–	–	–
60 a 64 anos	1.029	1.141	1.164	816	950	999	594	708	745	183	208	225	39	34	29	213	191	165
Masculino	802	857	864	621	714	729	473	569	587	113	114	118	35	31	24	181	143	135
Feminino	227	284	300	195	236	270	121	139	158	70	94	107	4	3	5	32	48	30
Ignorado	–	–	–	–	–	–	–	–	–	–	–	–	–	–	–	–	–	–
65 a 69 anos	227	263	283	203	234	258	144	171	187	52	56	65	7	7	6	24	29	25
Masculino	158	195	210	138	174	189	100	132	146	31	36	37	7	6	6	20	21	21
Feminino	69	68	73	65	60	69	44	39	41	21	20	28	–	1	–	4	8	4
Ignorado	–	–	–	–	–	–	–	–	–	–	–	–	–	–	–	–	–	–
70 anos e mais	73	92	108	68	91	105	40	54	68	26	35	37	2	2	–	5	1	3
Masculino	53	67	73	52	67	71	35	43	47	16	22	24	1	2	–	1	–	2
Feminino	20	25	35	16	24	34	5	11	21	10	13	13	1	–	–	4	1	1
Ignorado	–	–	–	–	–	–	–	–	–	–	–	–	–	–	–	–	–	–
Ignorada	2	7	3	2	7	3	2	7	3	–	–	–	–	–	–	–	–	–
Masculino	2	5	1	2	5	1	2	5	1	–	–	–	–	–	–	–	–	–
Feminino	–	2	2	–	2	2	–	2	2	–	–	–	–	–	–	–	–	–
Ignorado	–	–	–	–	–	–	–	–	–	–	–	–	–	–	–	–	–	–

Fonte: DATAPREV, CAT, SUB.
Nota: Os dados são preliminares, estando sujeitos a correções.

Capítulo 20 - Rio de Janeiro

20.3 - Quantidade mensal de acidentes do trabalho, por situação do registro e motivo, no estado do Rio de Janeiro - 2013/2015

MESES	QUANTIDADE DE ACIDENTES DO TRABALHO																	
	Total			Com CAT Registrada												Sem CAT Registrada		
				Total			Motivo											
							Típico			Trajeto			Doença do Trabalho					
	2013	2014	2015	2013	2014	2015	2013	2014	2015	2013	2014	2015	2013	2014	2015	2013	2014	2015
TOTAL	**51.471**	**52.186**	**46.796**	**44.232**	**45.462**	**41.874**	**33.068**	**34.306**	**31.469**	**9.352**	**9.394**	**8.970**	**1.812**	**1.762**	**1.435**	**7.239**	**6.724**	**4.922**
Janeiro	4.343	4.595	4.145	3.639	3.911	3.657	2.768	2.993	2.730	712	764	801	159	154	126	704	684	488
Fevereiro	3.660	4.278	3.676	3.126	3.630	3.218	2.354	2.781	2.430	606	727	662	166	122	126	534	648	458
Março	4.279	4.094	4.388	3.654	3.542	3.968	2.730	2.641	3.004	751	782	816	173	119	148	625	552	420
Abril	4.214	4.121	3.631	3.608	3.596	3.253	2.688	2.667	2.437	746	770	707	174	159	109	606	525	378
Maio	4.387	4.692	3.918	3.813	4.108	3.531	2.874	3.117	2.649	780	829	747	159	162	135	574	584	387
Junho	4.205	3.796	3.963	3.606	3.328	3.486	2.623	2.541	2.607	854	679	761	129	108	118	599	468	477
Julho	4.458	4.520	4.473	3.826	3.885	3.973	2.863	2.950	3.002	818	774	856	145	161	115	632	635	500
Agosto	4.726	4.448	4.173	4.026	3.862	3.704	2.998	2.915	2.737	878	800	834	150	147	133	700	586	469
Setembro	4.626	4.694	3.900	4.011	4.100	3.521	2.971	3.080	2.611	863	862	801	177	158	109	615	594	379
Outubro	4.736	4.752	3.734	4.094	4.190	3.331	3.057	3.144	2.537	903	871	706	134	175	88	642	562	403
Novembro	4.061	4.116	3.364	3.558	3.656	3.060	2.677	2.677	2.306	764	822	638	117	157	116	503	460	304
Dezembro	3.776	4.080	3.431	3.271	3.654	3.172	2.465	2.800	2.419	677	714	641	129	140	112	505	426	259

Fonte: DATAPREV, CAT, SUB.
Nota: Os dados são preliminares, estando sujeitos a correções.

DISTRIBUIÇÃO DE ACIDENTES DO TRABALHO, POR MOTIVO, NO ESTADO DO RIO DE JANEIRO - 2015

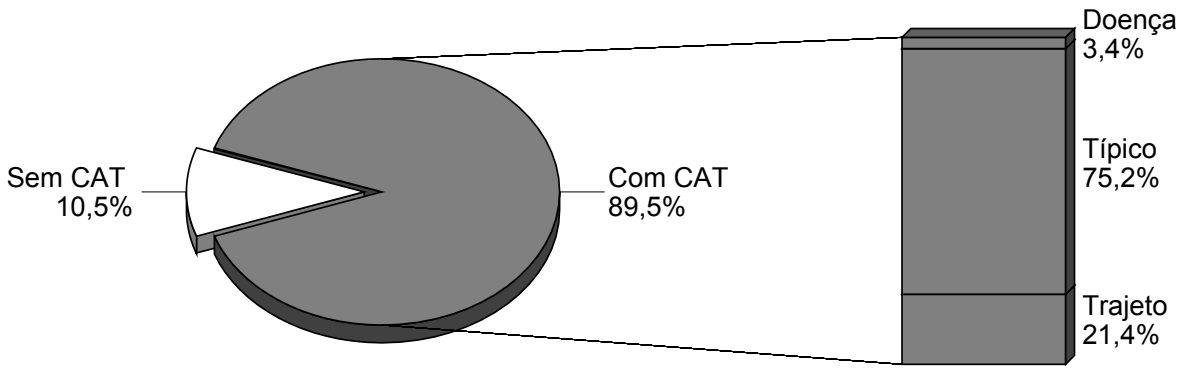

Fonte: DATAPREV, CAT, SUB.

Capítulo 21 - São Paulo

21.1 - Quantidade de acidentes do trabalho, por situação do registro e motivo, segundo a Classificação Nacional de Atividades Econômicas (CNAE), no estado de São Paulo - 2013/2015

(continua)

CNAE	QUANTIDADE DE ACIDENTES DO TRABALHO																	
	Total			Com CAT Registrada												Sem CAT Registrada		
				Total			Motivo											
							Típico			Trajeto			Doença do Trabalho					
	2013	2014	2015	2013	2014	2015	2013	2014	2015	2013	2014	2015	2013	2014	2015	2013	2014	2015
TOTAL	**251.725**	**241.829**	**207.703**	**214.455**	**209.226**	**183.518**	**163.694**	**157.683**	**138.031**	**44.201**	**45.342**	**41.030**	**6.560**	**6.201**	**4.457**	**37.270**	**32.603**	**24.185**
0111	98	391	339	80	68	64	72	60	58	8	6	6	–	2	–	18	323	275
0112	8	108	81	5	3	6	4	3	6	1	–	–	–	–	–	3	105	75
0113	2.193	1.431	1.256	1.954	1.426	1.251	1.853	1.302	1.177	92	121	70	9	3	4	239	5	5
0114	–	1	–	–	–	–	–	–	–	–	–	–	–	–	–	–	1	–
0115	46	36	34	40	36	34	35	34	32	4	2	2	1	–	–	6	–	–
0116	20	30	23	19	30	23	14	26	20	5	4	3	–	–	–	1	–	–
0119	114	79	55	83	79	55	73	61	48	8	18	6	2	–	1	31	–	–
0121	72	230	187	65	71	51	50	61	43	14	9	8	1	1	–	7	159	136
0122	78	77	60	69	77	59	59	65	52	10	11	7	–	1	–	9	–	1
0131	1.107	873	859	986	873	859	937	845	799	45	25	57	4	3	3	121	–	–
0132	43	35	67	42	35	67	41	33	59	1	2	8	–	–	–	1	–	–
0133	66	56	48	51	56	48	45	48	44	5	8	4	1	–	–	15	–	–
0134	205	131	72	180	115	63	177	110	57	3	4	6	–	1	–	25	16	9
0139	55	186	117	46	34	30	40	29	26	5	5	2	1	–	2	9	152	87
0141	116	100	161	113	100	161	104	97	151	8	3	9	1	–	1	3	–	–
0142	45	34	34	39	33	33	33	23	28	6	9	5	–	1	–	6	1	1
0151	445	359	240	360	359	240	330	339	214	29	19	21	1	1	5	85	–	–
0152	25	20	24	25	20	24	21	18	22	4	1	2	–	1	–	–	–	–
0153	8	4	2	4	4	2	4	3	2	–	–	–	–	1	–	4	–	–
0154	22	14	22	15	14	22	14	14	20	–	–	2	1	–	–	7	–	–
0155	381	354	237	324	354	237	301	324	215	23	26	22	–	4	–	57	–	–
0159	20	19	8	16	19	8	9	9	5	6	10	2	1	–	1	4	–	–
0161	468	368	468	374	368	468	335	338	427	36	27	38	3	3	3	94	–	–
0162	44	37	64	34	37	64	28	33	60	4	4	4	2	–	–	10	–	–
0163	7	8	9	6	8	9	4	4	7	2	3	2	–	1	–	1	–	–
0210	228	187	169	205	187	169	185	169	147	19	18	21	1	–	1	23	–	–
0220	8	17	13	8	17	13	8	16	13	–	1	–	–	–	–	–	–	–
0230	56	40	19	53	40	19	48	38	18	5	2	–	–	–	1	3	–	–
0311	8	5	3	6	5	3	5	5	3	1	–	–	–	–	–	2	–	–
0312	2	6	4	–	–	–	–	–	–	–	–	–	–	–	–	2	6	4
0321	6	6	3	6	5	2	5	5	2	1	–	–	–	–	–	–	1	1
0322	91	50	25	88	50	25	85	48	23	2	2	2	1	–	–	3	–	–
0600	27	13	21	26	13	21	22	9	13	4	4	8	–	–	–	1	–	–
0710	–	–	1	–	–	1	–	–	1	–	–	–	–	–	–	–	–	–
0722	1	–	–	1	–	–	1	–	–	–	–	–	–	–	–	–	–	–
0724	–	5	2	–	3	1	–	1	1	–	2	–	–	–	–	–	2	1
0725	–	1	–	–	1	–	–	1	–	–	–	–	–	–	–	–	–	–
0729	6	10	7	5	10	7	4	9	5	–	–	–	1	1	2	1	–	–
0810	441	394	301	383	394	301	331	333	259	50	51	33	2	10	9	58	–	–
0891	15	9	6	15	9	6	12	7	5	3	2	1	–	–	–	–	–	–
0892	1	2	4	1	2	4	1	–	1	–	2	3	–	–	–	–	–	–
0893	–	–	2	–	–	2	–	–	2	–	–	–	–	–	–	–	–	–
0899	34	28	30	32	28	30	25	23	26	6	4	3	1	1	1	2	–	–
0910	57	130	42	56	130	42	45	108	39	8	18	3	3	4	–	1	–	–
0990	–	1	–	–	1	–	–	1	–	–	–	–	–	–	–	–	–	–
1011	1.018	759	729	884	759	729	811	693	684	55	54	37	18	12	8	134	–	–
1012	863	1.039	835	679	844	705	559	717	551	59	61	84	61	66	70	184	195	130
1013	976	745	790	738	745	790	656	661	690	73	73	72	9	11	28	238	–	–
1020	50	35	55	36	35	55	32	31	46	4	4	8	–	–	1	14	–	–
1031	100	83	61	76	81	61	63	55	52	12	25	8	1	1	1	24	2	–
1032	69	68	45	62	68	45	51	56	40	10	11	5	1	1	–	7	–	–
1033	315	259	259	286	259	259	234	206	210	50	52	47	2	1	2	29	–	–
1041	101	80	78	88	80	78	75	62	55	13	18	23	–	–	–	13	–	–
1042	62	60	69	49	60	69	40	49	53	9	11	14	–	–	2	13	–	–
1043	21	20	17	18	20	17	9	15	15	8	5	2	1	–	–	3	–	–
1051	71	60	69	60	60	69	49	52	59	11	8	10	–	–	–	11	–	–
1052	315	264	317	279	264	317	216	203	258	61	58	58	2	3	1	36	–	–
1053	101	102	84	87	102	84	64	81	67	16	19	15	7	2	2	14	–	–
1061	59	26	29	32	26	29	27	20	20	5	5	9	–	1	–	27	–	–
1062	115	130	123	105	130	123	83	108	96	21	11	21	1	11	6	10	–	–
1063	20	16	12	18	16	12	18	13	10	–	3	2	–	–	–	2	–	–
1064	24	18	28	14	18	28	11	16	21	3	2	7	–	–	–	10	–	–
1065	45	37	46	41	37	46	36	32	36	5	4	8	–	1	2	4	–	–
1066	353	291	298	306	291	298	271	242	262	28	44	32	7	5	4	47	–	–
1069	117	106	59	78	106	59	68	82	51	10	23	8	–	1	–	39	–	–
1071	4.930	3.994	3.267	4.481	3.994	3.267	4.229	3.771	3.117	233	210	142	19	13	8	449	–	–
1072	38	26	22	34	26	22	32	23	22	2	3	–	–	–	–	4	–	–
1081	56	59	55	50	59	55	39	40	41	9	18	14	2	1	–	6	–	–
1082	4	21	11	3	21	11	3	15	9	–	6	2	–	–	–	1	–	–
1091	921	764	747	770	764	747	577	601	572	161	142	166	32	21	9	151	–	–
1092	416	323	306	331	323	306	265	241	224	31	49	63	35	33	19	85	–	–
1093	516	428	314	452	428	314	372	328	263	75	72	48	5	28	3	64	–	–
1094	343	348	374	305	348	374	257	283	317	41	58	50	7	7	7	38	–	–
1095	134	102	91	123	102	91	90	75	64	29	26	26	4	1	1	11	–	–
1096	33	28	29	27	28	29	18	18	24	8	9	4	1	1	1	6	–	–
1099	756	712	664	651	712	664	521	570	533	115	132	123	15	10	8	105	–	–
1111	128	163	103	116	116	69	98	101	59	17	15	9	1	–	1	12	47	34
1112	19	39	20	17	26	11	15	25	11	1	1	–	1	–	–	2	13	9
1113	281	233	174	272	230	170	238	187	140	27	31	24	7	12	6	9	3	4
1121	78	78	78	70	78	78	54	64	59	14	13	18	2	1	1	8	–	–

Capítulo 21 - São Paulo

21.1 - Quantidade de acidentes do trabalho, por situação do registro e motivo, segundo a Classificação Nacional de Atividades Econômicas (CNAE), no estado de São Paulo - 2013/2015

(continuação)

CNAE	QUANTIDADE DE ACIDENTES DO TRABALHO																	
	Total			Com CAT Registrada												Sem CAT Registrada		
				Total			Motivo											
							Típico			Trajeto			Doença do Trabalho					
	2013	2014	2015	2013	2014	2015	2013	2014	2015	2013	2014	2015	2013	2014	2015	2013	2014	2015
1122	429	326	257	374	326	257	314	268	203	58	57	53	2	1	1	55	–	–
1210	1	1	–	1	1	–	1	–	–	–	1	–	–	–	–	–	–	–
1220	3	12	12	3	5	8	2	4	6	1	1	2	–	–	–	–	7	4
1311	218	196	142	204	196	142	174	165	124	29	30	18	1	1	–	14	–	–
1312	35	21	13	31	21	13	24	18	12	5	1	1	2	2	–	4	–	–
1313	223	155	119	202	155	119	174	129	101	20	18	17	8	8	1	21	–	–
1314	70	48	29	61	48	29	49	35	25	12	13	4	–	–	–	9	–	–
1321	240	222	233	219	222	233	189	188	186	30	34	44	–	–	3	21	–	–
1322	25	17	17	21	17	17	18	14	12	3	3	5	–	–	–	4	–	–
1323	405	401	277	364	401	277	299	329	218	63	67	58	2	5	1	41	–	–
1330	164	127	71	142	127	71	113	103	54	27	23	17	2	1	–	22	–	–
1340	367	334	220	335	334	220	266	278	184	62	54	31	7	2	5	32	–	–
1351	289	265	237	242	265	237	183	201	174	55	55	58	4	9	5	47	–	–
1352	105	75	35	89	75	35	68	59	27	16	12	8	5	4	–	16	–	–
1353	40	42	42	40	42	42	32	37	35	7	5	4	1	–	3	–	–	–
1354	214	205	153	193	205	153	157	160	131	31	39	22	5	6	–	21	–	–
1359	565	397	331	500	397	331	410	319	258	85	70	68	5	8	5	65	–	–
1411	152	137	105	120	137	105	66	81	70	53	50	29	1	6	6	32	–	–
1412	1.324	973	632	919	973	632	620	607	401	269	326	210	30	40	21	405	–	–
1413	103	72	56	80	72	56	57	54	46	21	15	10	2	3	–	23	–	–
1414	83	61	42	66	58	41	50	47	33	14	11	8	2	–	–	17	3	1
1421	132	87	115	105	87	115	83	66	82	21	21	33	1	–	–	27	–	–
1422	10	7	3	8	6	3	–	–	2	5	6	1	3	–	–	2	1	–
1510	285	210	235	231	210	235	189	184	187	38	26	47	4	–	1	54	–	–
1521	49	50	40	41	35	33	30	28	27	10	6	5	1	1	1	8	15	7
1529	101	52	51	86	52	51	63	42	46	21	9	4	2	1	1	15	–	–
1531	374	205	115	260	204	114	161	117	61	95	81	52	4	6	1	114	1	1
1532	85	45	24	80	44	24	62	25	16	18	18	8	–	1	–	5	1	–
1533	183	132	95	163	132	94	108	86	60	55	45	34	–	1	–	20	–	1
1539	64	62	46	52	62	46	29	32	24	23	30	22	–	–	–	12	–	–
1540	98	64	63	80	64	63	63	49	53	17	15	10	–	–	–	18	–	–
1610	306	279	324	265	220	273	241	210	254	23	10	17	1	–	2	41	59	51
1621	125	142	116	115	142	116	100	124	108	13	14	7	2	4	1	10	–	–
1622	150	140	91	129	140	91	113	124	79	15	14	12	1	2	–	21	–	–
1623	404	345	322	357	345	322	317	323	302	33	21	19	7	1	1	47	–	–
1629	268	232	186	234	232	186	208	202	165	26	29	20	–	1	1	34	–	–
1710	128	127	114	126	127	114	120	121	108	6	6	6	–	–	–	2	–	–
1721	471	402	329	442	399	327	383	357	284	52	40	42	7	2	1	29	3	2
1722	39	36	44	27	36	42	26	33	36	1	3	6	–	–	–	12	–	2
1731	205	182	206	187	174	195	158	147	160	27	27	31	2	–	4	18	8	11
1732	145	99	64	125	99	64	105	85	48	16	13	14	4	1	2	20	–	–
1733	709	541	502	616	541	498	510	459	423	104	77	71	2	5	4	93	–	4
1741	175	192	155	158	178	144	138	152	124	18	25	19	2	1	1	17	14	11
1742	334	279	254	307	279	254	270	247	225	36	29	25	1	3	4	27	–	–
1749	192	214	207	179	206	201	150	169	169	27	33	32	2	4	–	13	8	6
1811	282	277	227	259	261	216	203	209	170	49	43	42	7	9	4	23	16	11
1812	99	153	134	92	80	96	56	45	62	35	30	33	1	5	1	7	73	38
1813	317	318	262	282	317	260	208	248	201	67	63	53	7	6	6	35	1	2
1821	96	98	72	86	94	71	60	65	47	24	29	22	2	–	2	10	4	1
1822	59	66	53	49	66	53	38	46	40	9	18	11	2	2	2	10	–	–
1830	2	1	3	2	1	3	1	–	3	1	–	–	–	1	–	–	–	–
1910	–	22	13	–	–	–	–	–	–	–	–	–	–	–	–	–	22	13
1921	228	132	90	223	130	89	183	108	66	24	22	23	16	–	–	5	2	1
1922	74	59	67	71	59	67	58	51	58	12	8	9	1	–	–	3	–	–
1931	2.257	1.656	1.565	2.025	1.640	1.552	1.927	1.536	1.438	95	103	113	3	1	1	232	16	13
1932	6	8	9	4	5	9	4	3	8	–	2	1	–	–	–	2	3	–
2011	18	17	14	17	17	14	13	13	13	4	3	1	–	1	–	1	–	–
2012	24	12	18	22	12	18	17	10	13	5	1	5	–	1	–	2	–	–
2013	244	220	205	230	220	205	189	191	173	37	29	29	4	–	3	14	–	–
2014	31	24	23	31	24	23	19	15	18	11	7	5	1	2	–	–	–	–
2019	79	79	84	71	79	84	66	64	74	5	15	8	–	–	2	8	–	–
2021	58	64	43	56	59	40	43	49	33	13	9	6	–	1	1	2	5	3
2022	27	20	15	26	16	11	24	15	10	2	1	1	–	–	–	1	4	4
2029	282	248	260	260	246	255	236	210	228	22	33	24	2	3	3	22	2	5
2031	119	95	91	111	88	82	96	80	68	15	7	14	–	1	–	8	7	9
2032	48	50	45	44	50	45	32	41	32	10	7	13	2	2	–	4	–	–
2033	4	4	5	4	4	5	4	4	5	–	–	–	–	–	–	–	–	–
2040	128	150	122	120	127	106	102	105	92	18	18	13	–	4	1	8	23	16
2051	43	45	29	40	45	29	29	40	23	8	4	6	3	1	–	3	–	–
2052	5	7	3	4	7	3	3	7	2	1	–	1	–	–	–	1	–	–
2061	206	219	158	180	219	158	118	174	114	54	43	43	8	2	1	26	–	–
2062	177	233	203	165	233	203	131	196	188	34	34	13	–	3	2	12	–	–
2063	554	471	406	459	471	406	354	352	292	76	90	98	29	29	16	95	–	–
2071	272	269	242	245	269	242	202	214	165	36	42	69	7	13	8	27	–	–
2072	25	19	21	25	19	21	18	17	14	6	2	7	1	–	–	–	–	–
2073	51	56	28	45	56	28	42	42	26	2	4	2	1	10	–	6	–	–
2091	101	115	115	94	90	88	83	71	79	9	17	9	2	2	–	7	25	27
2092	54	53	60	51	53	60	43	40	44	8	13	14	–	–	2	3	–	–
2093	140	123	117	133	123	117	110	86	90	22	32	26	1	5	1	7	–	–
2094	3	1	2	3	1	2	3	–	1	–	1	1	–	–	–	–	–	–
2099	529	486	431	502	486	431	413	392	336	81	73	79	8	21	16	27	–	–
2110	62	76	68	54	76	68	45	53	51	9	23	15	–	–	2	8	–	–

Capítulo 21 - São Paulo

21.1 - Quantidade de acidentes do trabalho, por situação do registro e motivo, segundo a Classificação Nacional de Atividades Econômicas (CNAE), no estado de São Paulo - 2013/2015

(continuação)

CNAE	QUANTIDADE DE ACIDENTES DO TRABALHO																	
	Total			Com CAT Registrada												Sem CAT Registrada		
				Total			Motivo											
							Típico			Trajeto			Doença do Trabalho					
	2013	2014	2015	2013	2014	2015	2013	2014	2015	2013	2014	2015	2013	2014	2015	2013	2014	2015
2121	669	579	640	615	573	636	435	406	470	153	135	156	27	32	10	54	6	4
2122	88	102	83	79	97	80	56	84	66	16	10	13	7	3	1	9	5	3
2123	1	2	1	1	2	1	–	1	1	1	–	–	–	1	–	–	–	–
2211	531	462	358	449	454	354	343	343	274	54	50	47	52	61	33	82	8	4
2212	121	119	88	105	116	88	92	92	66	8	17	19	5	7	3	16	3	–
2219	898	689	558	708	639	517	573	519	421	106	88	83	29	32	13	190	50	41
2221	288	288	235	264	286	234	236	257	195	23	26	36	5	3	3	24	2	1
2222	1.754	1.571	1.371	1.588	1.554	1.368	1.350	1.314	1.115	211	219	219	27	21	34	166	17	3
2223	305	277	246	284	277	246	237	226	196	26	38	21	21	13	29	21	–	–
2229	3.075	2.523	1.876	2.742	2.521	1.873	2.291	2.080	1.531	394	372	302	57	69	40	333	2	3
2311	390	433	359	364	409	351	319	351	298	33	44	40	12	14	13	26	24	8
2312	170	76	88	145	76	88	88	60	73	19	9	12	38	7	3	25	–	–
2319	249	216	236	220	216	236	183	171	205	36	42	27	1	3	4	29	–	–
2320	76	57	29	70	51	25	67	28	19	3	23	6	–	–	–	6	6	4
2330	1.157	820	617	988	820	617	851	701	520	106	99	73	31	20	24	169	–	–
2341	62	46	41	50	46	41	39	36	33	10	4	7	1	6	1	12	–	–
2342	1.148	927	757	865	927	757	761	803	655	96	113	94	8	11	8	283	–	–
2349	214	154	119	145	154	119	108	115	86	33	37	29	4	2	4	69	–	–
2391	219	162	130	184	162	130	156	137	103	25	25	25	3	–	2	35	–	–
2392	14	14	14	8	14	14	5	13	12	2	1	2	1	–	–	6	–	–
2399	317	302	255	268	302	255	212	240	207	53	57	42	3	5	6	49	–	–
2411	7	18	6	7	18	6	5	14	6	–	1	–	2	3	–	–	–	–
2412	31	23	14	30	22	12	28	22	11	2	–	1	–	–	–	1	1	2
2421	17	5	2	1	5	2	1	5	2	–	–	–	–	–	–	16	–	–
2422	132	135	82	123	133	82	108	123	70	11	8	10	4	2	2	9	2	–
2423	225	242	187	203	242	187	153	158	121	19	15	20	31	69	46	22	–	–
2424	349	313	251	323	313	251	264	273	208	35	22	29	24	18	14	26	–	–
2431	233	149	89	198	148	88	143	104	59	20	14	8	35	30	21	35	1	1
2439	60	52	42	54	52	42	49	45	35	4	7	5	1	–	2	6	–	–
2441	412	248	197	349	248	197	296	206	157	28	18	23	25	24	17	63	–	–
2442	9	9	5	9	9	5	5	6	3	4	3	2	–	–	–	–	–	–
2443	202	107	115	166	107	115	133	81	90	7	7	8	26	19	17	36	–	–
2449	132	96	76	114	96	76	101	82	65	9	11	8	4	3	3	18	–	–
2451	1.052	845	645	927	845	645	803	734	579	77	64	48	47	47	18	125	–	–
2452	296	268	179	266	257	166	224	204	136	21	27	13	21	26	17	30	11	13
2511	786	656	442	709	596	390	629	533	353	61	50	29	19	13	8	77	60	52
2512	806	706	552	712	705	552	595	581	482	110	112	69	7	12	1	94	1	–
2513	262	219	141	213	219	141	178	170	117	21	22	16	14	27	8	49	–	–
2521	216	172	143	194	166	140	168	151	127	22	15	11	4	–	2	22	6	3
2522	90	108	57	77	77	38	67	64	33	10	13	5	–	–	–	13	31	19
2531	137	88	62	123	88	62	112	75	54	9	10	6	2	3	2	14	–	–
2532	881	652	421	810	652	421	716	538	362	75	87	50	19	27	9	71	–	–
2539	1.024	840	599	886	840	599	758	715	503	103	95	84	25	30	12	138	–	–
2541	19	12	7	15	12	7	14	11	6	–	1	1	1	–	–	4	–	–
2542	475	440	377	409	440	377	350	373	328	54	55	42	5	12	7	66	–	–
2543	300	219	172	270	219	172	220	176	143	41	38	27	9	5	2	30	–	–
2550	98	94	105	88	94	105	77	84	93	6	4	10	5	6	2	10	–	–
2591	322	268	219	297	268	219	253	222	189	31	34	22	13	12	8	25	–	–
2592	566	458	347	499	458	347	427	394	301	65	58	39	7	6	7	67	–	–
2593	301	304	252	243	304	252	202	238	191	32	52	48	9	14	13	58	–	–
2599	2.001	1.748	1.349	1.830	1.748	1.349	1.594	1.509	1.170	198	209	162	38	30	17	171	–	–
2610	171	151	114	144	151	114	105	86	70	31	51	41	8	14	3	27	–	–
2621	122	66	53	116	66	53	61	46	32	46	15	20	9	5	1	6	–	–
2622	159	213	195	144	213	195	77	131	106	47	65	79	20	17	10	15	–	–
2631	90	60	36	80	60	36	54	48	30	18	11	6	8	1	–	10	–	–
2632	150	86	56	144	86	56	57	34	31	57	36	17	30	16	8	6	–	–
2640	42	31	36	36	31	36	30	16	24	4	14	11	2	1	1	6	–	–
2651	223	195	141	202	195	141	147	145	99	52	46	38	3	4	4	21	–	–
2652	10	5	1	10	5	1	3	3	1	7	2	–	–	–	–	–	–	–
2660	74	58	50	70	58	50	54	33	32	14	24	18	2	1	–	4	–	–
2670	8	4	12	8	4	12	3	3	6	5	1	6	–	–	–	–	–	–
2680	1	1	–	1	1	–	1	1	–	–	–	–	–	–	–	–	–	–
2710	448	341	244	411	341	244	350	270	196	56	51	40	5	20	8	37	–	–
2721	37	32	19	32	32	16	27	29	13	1	2	2	4	1	1	5	–	3
2722	98	73	31	84	73	30	67	61	22	13	9	5	4	3	3	14	–	1
2731	339	275	237	314	268	236	241	189	169	70	68	63	3	11	4	25	7	1
2732	120	106	69	98	106	69	81	78	53	16	23	15	1	5	1	22	–	–
2733	525	374	283	443	374	283	329	268	200	75	68	55	39	38	28	82	–	–
2740	253	184	115	221	184	115	185	145	91	30	35	20	6	4	4	32	–	–
2751	664	507	386	506	474	372	313	295	178	104	82	69	89	97	125	158	33	14
2759	190	153	118	150	153	118	128	121	86	21	26	27	1	6	5	40	–	–
2790	279	271	199	249	271	199	182	186	135	58	75	62	9	10	2	30	–	–
2811	248	240	150	228	227	144	193	189	124	31	28	17	4	10	3	20	13	6
2812	238	263	177	213	254	175	187	216	146	23	33	23	3	5	6	25	9	2
2813	293	232	183	251	230	182	200	182	141	45	44	37	6	4	4	42	2	1
2814	77	63	48	72	63	48	62	50	41	8	12	7	2	1	–	5	–	–
2815	218	178	181	203	178	181	167	142	138	32	31	35	4	5	8	15	–	–
2821	137	120	89	129	117	88	111	101	74	17	15	13	1	1	1	8	3	1
2822	408	383	272	357	380	272	305	312	244	38	62	24	14	6	4	51	3	–
2823	281	238	198	255	238	198	207	204	172	40	31	21	8	3	5	26	–	–
2824	28	37	13	26	37	13	25	28	11	1	9	2	–	–	–	2	–	–
2825	38	41	34	34	41	34	29	29	31	5	10	3	–	2	–	4	–	–
2829	1.200	1.020	818	1.086	1.020	818	890	843	659	162	145	138	34	32	21	114	–	–

Capítulo 21 - São Paulo

21.1 - Quantidade de acidentes do trabalho, por situação do registro e motivo, segundo a Classificação Nacional de Atividades Econômicas (CNAE), no estado de São Paulo - 2013/2015

(continuação)

CNAE	QUANTIDADE DE ACIDENTES DO TRABALHO																	
	Total			Com CAT Registrada												Sem CAT Registrada		
				Total			Motivo											
							Típico			Trajeto			Doença do Trabalho					
	2013	2014	2015	2013	2014	2015	2013	2014	2015	2013	2014	2015	2013	2014	2015	2013	2014	2015
2831	88	83	81	85	73	76	61	49	55	20	23	17	4	1	4	3	10	5
2832	43	47	38	37	47	38	29	42	34	7	5	4	1	–	–	6	–	–
2833	1.255	1.167	997	1.152	1.160	983	950	965	804	196	186	172	6	9	7	103	7	14
2840	439	339	258	409	339	258	343	287	222	47	46	29	19	6	7	30	–	–
2851	76	44	20	70	44	20	46	34	16	16	8	4	8	2	–	6	–	–
2852	163	142	105	151	142	105	136	128	92	15	14	12	–	–	1	12	–	–
2853	210	151	69	149	151	69	91	62	45	24	23	14	34	66	10	61	–	–
2854	330	163	84	319	163	84	297	134	68	17	26	15	5	3	1	11	–	–
2861	145	118	94	129	118	94	108	97	84	20	18	9	1	3	1	16	–	–
2862	340	330	231	306	330	231	258	282	194	44	46	36	4	2	1	34	–	–
2863	28	16	27	24	16	27	19	14	19	4	2	8	1	–	–	4	–	–
2864	17	19	16	14	19	16	11	13	12	2	3	2	1	3	2	3	–	–
2865	38	26	20	35	26	20	26	22	16	7	3	4	2	1	–	3	–	–
2866	46	38	23	45	38	23	32	31	14	12	7	9	1	–	–	1	–	–
2869	903	782	554	796	782	554	674	668	469	108	106	80	14	8	5	107	–	–
2910	3.571	1.909	1.086	2.771	1.906	1.086	1.714	1.104	628	302	247	187	755	555	271	800	3	–
2920	1.024	513	335	970	490	320	775	354	206	51	41	22	144	95	92	54	23	15
2930	1.275	1.338	778	1.170	1.338	778	1.065	1.236	713	91	86	60	14	16	5	105	–	–
2941	1.070	645	536	844	645	536	561	424	369	107	99	99	176	122	68	226	–	–
2942	308	261	257	256	261	257	190	201	203	36	41	31	30	19	23	52	–	–
2943	298	213	180	261	213	180	220	173	140	23	24	25	18	16	15	37	–	–
2944	497	368	231	404	368	231	326	296	176	42	42	35	36	30	20	93	–	–
2945	376	247	165	283	247	165	191	162	107	60	71	49	32	14	9	93	–	–
2949	4.256	3.119	2.305	3.784	3.119	2.305	2.858	2.311	1.675	611	513	429	315	295	201	472	–	–
2950	68	48	29	58	48	29	40	37	25	16	11	4	2	–	–	10	–	–
3011	119	130	56	117	130	56	93	110	42	15	19	14	9	1	–	2	–	–
3012	10	8	8	8	8	8	7	8	4	1	–	4	–	–	–	2	–	–
3031	220	176	107	169	176	107	118	107	63	21	21	20	30	48	24	51	–	–
3032	61	51	59	52	51	59	44	43	43	5	5	7	3	3	9	9	–	–
3041	434	341	297	355	341	297	261	245	242	33	52	36	61	44	19	79	–	–
3042	88	63	49	82	63	49	71	47	38	4	10	6	7	6	5	6	–	–
3091	34	28	20	28	28	20	21	20	10	7	8	10	–	–	–	6	–	–
3092	127	90	70	110	90	70	89	77	51	20	12	18	1	1	1	17	–	–
3099	70	49	28	68	49	28	55	41	25	13	8	3	–	–	–	2	–	–
3101	1.722	1.430	1.163	1.517	1.430	1.163	1.221	1.162	954	269	243	196	27	25	13	205	–	–
3102	575	349	301	486	349	301	395	291	244	79	52	51	12	6	6	89	–	–
3103	33	38	21	30	38	21	18	32	18	12	6	3	–	–	–	3	–	–
3104	204	179	145	185	179	145	147	138	125	36	34	18	2	7	2	19	–	–
3211	66	41	53	59	41	53	31	16	22	27	23	31	1	2	–	7	–	–
3212	87	60	43	73	57	40	48	31	24	24	25	16	1	1	–	14	3	3
3220	31	41	32	26	41	32	19	34	28	7	6	4	–	1	–	5	–	–
3230	51	85	83	40	43	24	38	37	21	2	5	3	–	1	–	11	42	59
3240	224	174	169	189	174	169	149	150	144	36	24	23	4	–	2	35	–	–
3250	501	480	403	451	480	403	288	305	273	148	157	120	15	18	10	50	–	–
3291	58	90	92	49	34	41	36	30	34	13	3	5	–	1	2	9	56	51
3292	138	114	80	113	114	80	86	86	65	24	26	14	3	2	1	25	–	–
3299	308	326	282	280	326	282	221	268	214	53	50	64	6	8	4	28	–	–
3311	40	47	37	33	47	37	29	40	30	4	6	7	–	1	–	7	–	–
3312	24	18	53	19	18	53	9	11	38	9	7	14	1	–	1	5	–	–
3313	97	79	71	86	79	71	69	59	50	16	20	19	1	–	2	11	–	–
3314	487	408	343	423	408	343	308	315	263	101	82	72	14	11	8	64	–	–
3315	22	40	29	21	40	29	17	28	21	4	8	6	–	4	2	1	–	–
3316	76	70	63	74	70	63	53	42	49	19	25	14	2	3	–	2	–	–
3317	12	2	4	10	2	4	7	–	2	3	2	2	–	–	–	2	–	–
3319	68	41	63	61	41	63	48	32	45	13	9	17	–	–	1	7	–	–
3321	108	111	67	89	111	67	69	87	51	20	23	16	–	1	–	19	–	–
3329	127	95	99	107	95	99	80	73	83	25	20	16	2	2	–	20	–	–
3511	111	137	149	108	107	109	84	89	84	23	18	22	1	–	3	3	30	40
3512	61	81	71	57	79	70	31	54	54	23	22	13	3	3	3	4	2	1
3513	8	6	3	8	6	3	6	5	2	2	1	1	–	–	–	–	–	–
3514	393	329	326	374	329	326	221	175	185	134	149	133	19	5	8	19	–	–
3520	19	12	11	18	12	11	12	10	10	6	2	1	–	–	–	1	–	–
3530	6	4	9	6	4	9	5	3	7	1	1	2	–	–	–	–	–	–
3600	765	673	521	691	673	521	529	536	407	151	126	106	11	11	8	74	–	–
3701	39	45	44	37	45	44	27	32	35	10	11	9	–	2	–	2	–	–
3702	164	155	157	155	155	157	136	139	151	15	13	6	4	3	–	9	–	–
3811	2.634	2.249	2.070	2.394	2.249	2.070	2.144	2.015	1.842	232	226	184	18	8	44	240	–	–
3812	18	34	31	16	34	31	12	31	27	3	3	4	1	–	–	2	–	–
3821	212	127	101	194	127	101	182	112	86	10	15	15	2	–	–	18	–	–
3822	74	89	84	70	89	84	62	82	76	7	7	8	1	–	–	4	–	–
3831	72	58	40	64	58	40	49	49	31	13	9	5	2	–	4	8	–	–
3832	122	91	88	106	91	88	97	71	75	7	19	12	2	1	1	16	–	–
3839	116	123	129	98	123	129	83	106	119	11	16	10	4	1	–	18	–	–
3900	1	9	6	1	9	6	1	7	4	–	2	2	–	–	–	–	–	–
4110	1.178	1.197	1.434	1.084	1.197	1.434	943	1.056	1.310	127	130	114	14	11	10	94	–	–
4120	4.873	3.944	3.274	3.982	3.920	3.257	3.352	3.300	2.769	562	550	453	68	70	35	891	24	17
4211	1.523	1.473	1.176	1.398	1.461	1.172	1.226	1.270	1.040	157	182	127	15	9	5	125	12	4
4212	387	270	218	354	270	218	311	235	181	38	32	34	5	3	3	33	–	–
4213	384	337	291	322	337	291	266	294	255	53	41	31	3	2	5	62	–	–
4221	868	1.491	1.390	766	670	691	664	562	582	97	100	103	5	8	6	102	821	699
4222	189	166	156	159	166	156	136	139	132	23	27	21	–	–	3	30	–	–
4223	67	55	29	60	51	28	51	38	25	9	13	2	–	–	1	7	4	1

Capítulo 21 - São Paulo

21.1 - Quantidade de acidentes do trabalho, por situação do registro e motivo, segundo a Classificação Nacional de Atividades Econômicas (CNAE), no estado de São Paulo - 2013/2015

(continuação)

CNAE	QUANTIDADE DE ACIDENTES DO TRABALHO																	
	Total			Com CAT Registrada												Sem CAT Registrada		
				Total			Motivo											
							Típico			Trajeto			Doença do Trabalho					
	2013	2014	2015	2013	2014	2015	2013	2014	2015	2013	2014	2015	2013	2014	2015	2013	2014	2015
4291	59	40	51	48	40	51	42	36	47	6	2	3	–	2	1	11	–	–
4292	642	403	292	522	403	292	458	341	242	55	52	47	9	10	3	120	–	–
4299	899	885	618	793	885	618	665	751	536	116	127	74	12	7	8	106	–	–
4311	32	19	13	28	19	13	20	16	11	7	3	2	1	–	–	4	–	–
4312	39	28	31	36	28	31	29	21	27	6	7	4	1	–	–	3	–	–
4313	319	298	227	259	298	227	200	230	184	55	62	40	4	6	3	60	–	–
4319	10	10	19	8	10	19	7	10	18	1	–	1	–	–	–	2	–	–
4321	831	616	583	682	616	583	492	452	434	181	155	143	9	9	6	149	–	–
4322	406	399	324	338	399	324	263	283	215	69	107	101	6	9	8	68	–	–
4329	368	301	310	307	301	310	233	206	221	66	92	86	8	3	3	61	–	–
4330	1.043	877	585	865	877	585	705	681	442	143	167	120	17	29	23	178	–	–
4391	358	311	248	302	311	248	272	287	222	28	21	22	2	3	4	56	–	–
4399	1.077	845	639	882	845	639	749	689	531	122	141	99	11	15	9	195	–	–
4511	878	767	644	794	764	643	499	500	398	288	253	240	7	11	5	84	3	1
4512	26	113	90	25	15	7	22	11	5	3	4	2	–	–	–	1	98	83
4520	829	667	586	673	667	586	497	486	427	152	172	147	24	9	12	156	–	–
4530	2.176	1.751	1.505	1.822	1.751	1.505	1.287	1.210	1.040	506	512	454	29	29	11	354	–	–
4541	259	255	194	218	221	174	102	90	74	112	130	98	4	1	2	41	34	20
4542	–	6	3	–	2	2	–	2	2	–	–	–	–	–	–	–	4	1
4543	17	22	9	16	19	6	13	10	5	3	9	1	–	–	–	1	3	3
4611	11	4	10	10	4	10	8	4	8	2	–	2	–	–	–	1	–	–
4612	11	2	1	8	2	1	5	1	–	3	–	1	–	1	–	3	–	–
4613	10	5	8	9	5	8	8	3	7	1	2	1	–	–	–	1	–	–
4614	12	7	–	12	7	–	9	1	–	3	6	–	–	–	–	–	–	–
4615	3	4	–	1	4	–	–	3	–	1	1	–	–	–	–	2	–	–
4616	5	12	4	4	12	4	4	6	3	–	6	1	–	–	–	1	–	–
4617	25	17	16	23	17	16	16	8	7	7	9	9	–	–	–	2	–	–
4618	9	8	7	8	8	7	6	6	1	2	2	5	–	–	1	1	–	–
4619	33	9	15	28	9	15	14	7	7	13	1	7	1	1	1	5	–	–
4621	7	3	9	7	3	9	6	3	7	1	–	2	–	–	–	–	–	–
4622	10	24	28	9	24	28	4	21	26	5	3	2	–	–	–	1	–	–
4623	127	72	99	95	72	99	66	47	75	26	23	23	3	2	1	32	–	–
4631	115	91	95	87	91	95	57	59	72	28	28	23	2	4	–	28	–	–
4632	69	62	57	43	62	57	31	51	39	9	10	17	3	1	1	26	–	–
4633	287	215	250	233	215	250	174	160	181	52	51	66	7	4	3	54	–	–
4634	198	187	158	164	187	158	125	149	115	35	29	40	4	9	3	34	–	–
4635	760	699	581	664	699	581	474	495	428	182	181	145	8	23	8	96	–	–
4636	41	28	22	33	28	22	12	14	14	21	14	8	–	–	–	8	–	–
4637	192	165	175	158	165	175	94	109	119	62	52	51	2	4	5	34	–	–
4639	625	572	543	564	572	543	412	410	391	146	144	145	6	18	7	61	–	–
4641	60	47	41	46	47	41	31	28	24	13	18	16	2	1	1	14	–	–
4642	82	67	58	70	67	58	30	39	30	35	24	23	5	4	5	12	–	–
4643	29	26	18	25	26	18	14	18	9	11	8	8	–	–	1	4	–	–
4644	138	143	148	123	143	148	68	84	82	53	56	65	2	3	1	15	–	–
4645	133	112	108	115	112	108	57	53	49	53	55	56	5	4	3	18	–	–
4646	139	154	179	123	154	179	73	78	108	42	73	67	8	3	4	16	–	–
4647	193	162	113	175	162	113	105	102	62	67	56	49	3	4	2	18	–	–
4649	380	276	332	319	276	332	216	185	213	96	82	112	7	9	7	61	–	–
4651	55	50	44	47	50	44	27	27	13	19	21	30	1	2	1	8	–	–
4652	42	37	23	38	37	23	22	12	13	16	25	10	–	–	–	4	–	–
4661	156	159	142	132	159	142	101	130	114	30	27	28	1	2	–	24	–	–
4662	40	41	36	36	41	36	25	35	28	9	6	7	2	–	1	4	–	–
4663	244	212	147	210	212	147	150	146	104	56	61	39	4	5	4	34	–	–
4664	43	31	16	39	31	16	21	18	5	16	11	11	2	2	–	4	–	–
4665	43	33	27	33	33	27	26	25	19	6	8	7	1	–	1	10	–	–
4669	170	203	160	147	203	160	87	128	94	56	72	62	4	3	4	23	–	–
4671	103	99	60	83	99	60	67	81	55	15	14	4	1	4	1	20	–	–
4672	267	199	175	237	199	175	176	158	138	55	39	36	6	2	1	30	–	–
4673	58	48	55	45	48	55	36	41	35	7	7	18	2	–	2	13	–	–
4674	47	54	41	39	54	41	35	43	34	3	11	7	1	–	–	8	–	–
4679	298	254	243	264	254	243	231	202	190	26	50	49	7	2	4	34	–	–
4681	87	84	80	82	84	80	57	57	52	24	26	28	1	1	–	5	–	–
4682	158	134	134	144	134	134	122	113	106	13	20	16	9	1	12	14	–	–
4683	85	59	60	74	59	60	51	44	35	20	14	25	3	1	–	11	–	–
4684	76	88	77	67	88	77	49	64	53	17	22	22	1	2	2	9	–	–
4685	394	270	233	356	270	233	324	236	214	29	30	19	3	4	–	38	–	–
4686	206	204	189	184	204	189	150	171	162	34	30	27	–	3	–	22	–	–
4687	679	571	472	589	571	472	525	483	414	57	80	55	7	8	3	90	–	–
4689	310	243	180	264	243	180	199	176	145	58	60	32	7	7	3	46	–	–
4691	254	230	233	221	230	233	183	177	173	35	50	57	3	3	3	33	–	–
4692	13	15	14	10	15	14	4	10	9	6	5	5	–	–	–	3	–	–
4693	343	275	263	286	275	263	190	201	197	87	69	64	9	5	2	57	–	–
4711	8.950	7.951	7.091	7.684	7.951	7.091	6.278	6.475	5.689	1.309	1.379	1.318	97	97	84	1.266	–	–
4712	646	535	493	521	535	493	410	413	380	93	106	104	18	16	9	125	–	–
4713	791	521	538	679	521	538	437	318	329	196	185	194	46	18	15	112	–	–
4721	882	668	547	684	668	547	509	490	421	155	159	121	20	19	5	198	–	–
4722	526	486	452	420	486	452	355	417	365	59	63	80	6	6	7	106	–	–
4723	165	139	131	135	139	131	92	99	89	42	37	42	1	3	–	30	–	–
4724	227	149	149	191	149	149	157	116	110	29	30	33	5	3	6	36	–	–
4729	441	441	469	378	441	469	270	297	344	100	132	120	8	12	5	63	–	–
4731	893	752	692	737	752	692	384	384	346	343	357	337	10	11	9	156	–	–
4732	15	20	22	13	20	22	7	15	15	6	5	7	–	–	–	2	–	–
4741	169	133	103	132	133	103	77	78	54	53	55	48	2	–	1	37	–	–
4742	244	196	180	186	196	180	126	139	114	57	50	63	3	7	3	58	–	–

Capítulo 21 - São Paulo

21.1 - Quantidade de acidentes do trabalho, por situação do registro e motivo, segundo a Classificação Nacional de Atividades Econômicas (CNAE), no estado de São Paulo - 2013/2015

(continuação)

CNAE	QUANTIDADE DE ACIDENTES DO TRABALHO																	
	Total			Com CAT Registrada												Sem CAT Registrada		
				Total			Motivo											
							Típico			Trajeto			Doença do Trabalho					
	2013	2014	2015	2013	2014	2015	2013	2014	2015	2013	2014	2015	2013	2014	2015	2013	2014	2015
4743	321	280	224	265	280	224	224	243	188	39	32	29	2	5	7	56	–	–
4744	3.301	2.789	2.302	2.638	2.789	2.302	2.117	2.211	1.846	480	532	413	41	46	43	663	–	–
4751	334	308	290	281	308	290	122	138	135	156	161	154	3	9	1	53	–	–
4752	172	141	133	142	141	133	79	67	65	59	71	67	4	3	1	30	–	–
4753	1.168	805	659	997	805	659	581	501	389	312	265	222	104	39	48	171	–	–
4754	613	525	427	504	525	427	364	361	289	127	144	126	13	20	12	109	–	–
4755	146	139	110	123	139	110	71	83	50	49	51	56	3	5	4	23	–	–
4756	10	7	5	9	7	5	5	5	3	3	2	1	1	–	1	1	–	–
4757	96	91	66	80	91	66	47	56	40	30	34	25	3	1	1	16	–	–
4759	249	203	226	205	203	226	139	129	147	61	66	74	5	8	5	44	–	–
4761	247	216	167	201	216	167	125	137	101	73	74	66	3	5	–	46	–	–
4762	4	5	2	3	5	2	1	1	1	2	4	1	–	–	–	1	–	–
4763	178	183	185	154	183	185	94	115	106	54	66	76	6	2	3	24	–	–
4771	850	790	792	739	790	792	422	464	437	302	317	346	15	9	9	111	–	–
4772	181	132	154	147	132	154	84	63	72	61	64	80	2	5	2	34	–	–
4773	30	31	21	23	31	21	11	13	11	10	15	9	2	3	1	7	–	–
4774	79	70	57	63	70	57	26	37	20	35	32	35	2	1	2	16	–	–
4781	1.272	1.118	950	1.074	1.118	950	635	607	540	409	481	390	30	30	20	198	–	–
4782	431	371	357	370	371	357	209	204	204	152	160	147	9	7	6	61	–	–
4783	46	43	38	37	43	38	17	18	13	20	25	23	–	–	2	9	–	–
4784	289	239	203	237	239	203	182	174	146	49	59	54	6	6	3	52	–	–
4785	32	33	27	28	33	27	23	27	23	4	6	4	1	–	–	4	–	–
4789	1.819	1.519	1.264	1.512	1.519	1.264	1.064	1.032	850	407	453	386	41	34	28	307	–	–
4911	157	121	120	146	121	120	120	100	89	24	20	30	2	1	1	11	–	–
4912	1.156	925	925	1.092	925	925	898	737	750	187	183	167	7	5	8	64	–	–
4921	1.970	1.353	1.260	1.151	1.353	1.260	734	876	824	371	444	418	46	33	18	819	–	–
4922	376	210	227	251	210	227	158	148	150	82	54	75	11	8	2	125	–	–
4923	35	25	22	25	25	22	15	21	12	10	4	9	–	–	1	10	–	–
4924	33	23	14	24	23	14	15	12	6	8	9	6	1	2	2	9	–	–
4929	292	254	215	209	254	215	149	166	140	56	84	69	4	4	6	83	–	–
4930	6.134	4.833	4.096	4.964	4.832	4.093	3.695	3.532	3.034	1.190	1.234	1.001	79	66	58	1.170	1	3
4940	65	30	25	63	30	25	52	28	20	11	2	5	–	–	–	2	–	–
4950	–	2	2	–	2	2	–	2	1	–	–	1	–	–	–	–	–	–
5011	1	4	1	1	4	1	1	–	1	–	4	–	–	–	–	–	–	–
5012	2	1	1	2	1	1	1	–	–	1	1	1	–	–	–	–	–	–
5021	32	10	3	26	10	3	26	9	3	–	1	–	–	–	–	6	–	–
5022	1	–	–	–	–	–	–	–	–	–	–	–	–	–	–	1	–	–
5030	31	37	30	23	26	16	16	15	4	6	10	12	1	1	–	8	11	14
5091	–	–	3	–	–	3	–	–	3	–	–	–	–	–	–	–	–	–
5111	487	550	475	443	471	408	298	292	270	143	178	135	2	1	3	44	79	67
5112	19	26	34	15	6	10	6	3	7	9	3	3	–	–	–	4	20	24
5120	14	25	14	11	17	9	3	12	2	8	5	7	–	–	–	3	8	5
5211	806	700	738	678	673	713	518	520	547	153	148	164	7	5	2	128	27	25
5212	245	355	263	201	218	189	135	160	141	56	50	47	10	8	1	44	137	74
5221	282	278	240	259	275	232	207	227	193	50	47	39	2	1	–	23	3	8
5222	143	137	124	131	134	124	86	85	70	43	48	54	2	1	–	12	3	–
5223	354	255	243	284	252	242	98	99	100	184	150	136	2	3	6	70	3	1
5229	214	157	141	176	156	136	122	119	100	50	36	34	4	1	2	38	1	5
5231	432	335	312	401	334	310	288	206	205	112	125	105	1	3	–	31	1	2
5232	18	40	24	14	31	16	7	15	3	7	16	12	–	–	1	4	9	8
5239	21	15	9	20	15	9	14	10	6	6	5	3	–	–	–	1	–	–
5240	482	443	363	454	443	363	343	315	266	109	124	96	2	4	1	28	–	–
5250	386	318	266	323	318	266	221	215	169	96	103	95	6	–	2	63	–	–
5310	5.859	4.826	4.011	5.447	4.826	4.011	4.797	4.152	3.333	379	331	330	271	343	348	412	–	–
5320	741	588	439	598	588	439	355	351	247	236	234	187	7	3	5	143	–	–
5510	911	710	698	761	710	698	550	513	504	193	185	184	18	12	10	150	–	–
5590	34	27	22	26	27	22	17	21	15	9	5	7	–	1	–	8	–	–
5611	4.781	4.324	4.268	4.029	4.324	4.268	3.048	3.226	3.245	897	1.022	967	84	76	56	752	–	–
5612	35	19	22	31	19	22	25	12	17	5	5	4	1	2	1	4	–	–
5620	2.724	2.134	1.616	2.167	2.134	1.616	1.766	1.675	1.227	343	418	366	58	41	23	557	–	–
5811	27	57	31	24	57	31	16	31	21	7	23	9	1	3	1	3	–	–
5812	34	21	23	32	21	23	18	10	14	14	11	9	–	–	–	2	–	–
5813	15	9	6	11	9	6	5	3	3	6	6	3	–	–	–	4	–	–
5819	11	7	4	10	7	4	4	4	2	6	3	1	–	–	1	1	–	–
5821	131	109	72	115	109	72	91	77	53	19	29	17	5	3	2	16	–	–
5822	89	68	54	77	68	54	49	34	24	28	34	27	–	–	3	12	–	–
5823	42	28	25	41	28	25	35	21	17	6	7	8	–	–	–	1	–	–
5829	95	111	81	86	111	81	60	81	63	25	29	18	1	1	–	9	–	–
5911	20	19	15	16	14	13	6	4	6	10	10	7	–	–	–	4	5	2
5912	3	2	2	2	2	2	1	–	–	–	1	2	1	1	–	1	–	–
5913	2	2	2	2	2	2	1	2	1	1	–	1	–	–	–	–	–	–
5914	50	45	42	42	45	42	34	37	27	7	7	15	1	1	–	8	–	–
5920	2	3	4	2	3	4	1	2	3	1	1	1	–	–	–	–	–	–
6010	23	24	22	18	15	19	6	8	7	11	6	11	1	1	1	5	9	3
6021	214	231	211	184	207	180	113	133	117	50	62	55	21	12	8	30	24	31
6022	3	3	3	2	2	1	1	1	1	1	–	–	–	1	–	1	1	2
6110	151	153	143	139	153	143	90	103	96	45	47	46	4	3	1	12	–	–
6120	159	128	297	115	128	297	42	41	149	73	86	147	–	1	1	44	–	–
6130	1	3	2	1	3	2	1	–	1	–	3	1	–	–	–	–	–	–
6141	199	230	8	174	228	7	96	122	3	78	106	4	–	–	–	25	2	1
6143	27	7	17	17	7	17	3	2	9	13	5	8	1	–	–	10	–	–
6190	322	392	265	275	392	265	206	317	219	68	72	42	1	3	4	47	–	–
6201	170	662	505	147	152	174	48	44	44	99	107	128	–	1	2	23	510	331

Capítulo 21 - São Paulo

21.1 - Quantidade de acidentes do trabalho, por situação do registro e motivo, segundo a Classificação Nacional de Atividades Econômicas (CNAE), no estado de São Paulo - 2013/2015

(continuação)

CNAE	QUANTIDADE DE ACIDENTES DO TRABALHO																	
	Total			Com CAT Registrada												Sem CAT Registrada		
				Total			Motivo											
							Típico			Trajeto			Doença do Trabalho					
	2013	2014	2015	2013	2014	2015	2013	2014	2015	2013	2014	2015	2013	2014	2015	2013	2014	2015
6202	47	58	46	44	58	46	13	10	16	31	44	30	–	4	–	3	–	–
6203	82	70	73	68	70	73	15	14	13	51	53	58	2	3	2	14	–	–
6204	149	145	120	130	145	120	54	37	38	73	104	79	3	4	3	19	–	–
6209	162	147	125	142	147	125	56	69	47	83	78	76	3	–	2	20	–	–
6311	150	161	152	119	131	129	46	43	46	70	86	83	3	2	–	31	30	23
6319	32	19	26	30	19	26	14	4	8	16	15	18	–	–	–	2	–	–
6391	4	4	2	4	4	2	–	2	1	4	2	1	–	–	–	–	–	–
6399	19	16	16	19	16	16	6	5	6	13	11	10	–	–	–	–	–	–
6410	–	1	–	–	1	–	–	1	–	–	–	–	–	–	–	–	–	–
6421	215	199	211	194	199	211	135	163	172	51	30	33	8	6	6	21	–	–
6422	2.731	1.750	1.586	1.725	1.750	1.586	620	636	618	433	384	396	672	730	572	1.006	–	–
6423	196	120	126	100	120	126	49	59	61	46	56	59	5	5	6	96	–	–
6424	29	27	31	27	27	31	7	6	10	19	18	19	1	3	2	2	–	–
6431	6	6	12	5	6	12	1	1	3	4	4	8	–	1	1	1	–	–
6432	3	3	2	2	3	2	2	3	1	–	–	1	–	–	–	1	–	–
6433	1	–	–	1	–	–	–	–	–	1	–	–	–	–	–	–	–	–
6434	–	2	1	–	2	1	–	–	1	–	2	–	–	–	–	–	–	–
6435	–	3	1	–	–	–	–	–	–	–	–	–	–	–	–	–	3	1
6436	39	12	11	36	12	11	12	6	4	23	6	6	1	–	1	3	–	–
6437	1	–	–	1	–	–	–	–	–	1	–	–	–	–	–	–	–	–
6450	–	–	1	–	–	1	–	–	–	–	–	1	–	–	–	–	–	–
6461	–	1	–	–	1	–	–	–	–	–	1	–	–	–	–	–	–	–
6462	80	85	96	74	85	96	53	49	67	19	34	28	2	2	1	6	–	–
6463	45	19	12	37	19	12	34	14	11	2	5	1	1	–	–	8	–	–
6470	2	–	–	2	–	–	2	–	–	–	–	–	–	–	–	–	–	–
6491	4	5	2	2	5	2	–	1	1	2	4	1	–	–	–	2	–	–
6492	1	–	–	1	–	–	–	–	–	1	–	–	–	–	–	–	–	–
6493	35	40	27	31	40	27	11	16	14	20	24	13	–	–	–	4	–	–
6499	5	3	4	5	3	4	4	–	4	1	2	–	–	1	–	–	–	–
6511	16	35	36	12	35	36	4	12	10	8	22	25	–	1	1	4	–	–
6512	84	91	79	75	91	79	23	27	26	50	61	53	2	3	–	9	–	–
6520	10	8	11	8	8	11	–	1	3	8	7	7	–	–	1	2	–	–
6530	–	–	1	–	–	1	–	–	1	–	–	–	–	–	–	–	–	–
6541	14	13	9	14	13	9	1	2	3	13	10	6	–	1	–	–	–	–
6542	18	8	12	17	8	12	6	3	5	10	4	6	1	1	1	1	–	–
6550	625	618	699	576	618	699	368	393	452	202	221	247	6	4	–	49	–	–
6611	2	10	5	1	8	2	1	6	–	–	2	2	–	–	–	1	2	3
6612	18	18	20	17	14	20	2	2	2	14	12	18	1	–	–	1	4	–
6613	9	28	25	6	13	17	–	4	6	4	8	11	2	1	–	3	15	8
6619	59	59	57	49	59	57	17	26	23	28	31	30	4	2	4	10	–	–
6621	10	8	11	10	5	7	3	3	3	6	2	4	1	–	–	–	3	4
6622	51	64	52	46	63	52	10	16	8	35	45	42	1	2	2	5	1	–
6629	24	13	21	17	13	21	3	4	3	11	7	18	3	2	–	7	–	–
6630	1	31	30	1	1	1	–	–	–	1	1	1	–	–	–	–	30	29
6810	277	224	245	243	224	245	207	186	206	33	33	35	3	5	4	34	–	–
6821	133	100	90	116	100	90	62	52	50	51	46	39	3	2	1	17	–	–
6822	132	107	94	125	107	94	71	68	59	52	36	35	2	3	–	7	–	–
6911	90	118	120	77	118	120	31	25	38	43	91	82	3	2	–	13	–	–
6912	33	37	32	32	37	32	15	7	11	17	29	21	–	1	–	1	–	–
6920	511	544	489	460	544	489	145	185	138	310	353	345	5	6	6	51	–	–
7010	5	7	5	5	6	3	5	6	3	–	–	–	–	–	–	–	1	2
7020	213	195	204	190	194	204	76	66	85	108	123	111	6	5	8	23	1	–
7111	18	16	12	15	16	12	11	11	10	3	5	2	1	–	–	3	–	–
7112	917	892	769	814	892	769	554	624	547	252	255	216	8	13	6	103	–	–
7119	108	129	80	98	129	80	63	78	48	32	49	31	3	2	1	10	–	–
7120	130	86	80	108	86	80	59	51	44	45	34	35	4	1	1	22	–	–
7210	204	198	143	196	192	140	145	145	107	47	44	32	4	3	1	8	6	3
7220	9	8	9	8	4	5	6	3	4	2	1	1	–	–	–	1	4	4
7311	36	60	44	29	30	26	10	10	6	18	19	20	1	1	–	7	30	18
7312	22	12	19	21	12	19	12	7	14	9	5	5	–	–	–	1	–	–
7319	122	121	135	99	121	135	45	50	76	51	70	58	3	1	1	23	–	–
7320	15	53	36	13	29	24	3	8	11	9	21	13	1	–	–	2	24	12
7410	19	11	20	18	11	20	12	9	16	6	2	4	–	–	–	1	–	–
7420	50	55	49	42	33	25	32	16	15	9	15	7	1	2	3	8	22	24
7490	175	147	160	161	147	160	109	101	113	51	45	44	1	1	3	14	–	–
7500	23	18	23	19	18	23	10	13	15	9	4	7	–	1	1	4	–	–
7711	89	102	117	72	102	117	35	42	58	34	58	58	3	2	1	17	–	–
7719	29	35	18	24	35	18	24	26	14	–	7	4	–	2	–	5	–	–
7721	9	2	6	8	2	6	2	1	3	6	1	3	–	–	–	1	–	–
7722	10	11	19	8	11	19	5	5	9	3	6	10	–	–	–	2	–	–
7723	13	10	9	10	10	9	5	5	6	4	3	3	1	2	–	3	–	–
7729	42	44	47	40	44	47	28	34	30	11	10	17	1	–	–	2	–	–
7731	10	8	5	8	8	5	8	6	4	–	2	1	–	–	–	2	–	–
7732	377	322	328	320	322	328	266	250	268	52	68	58	2	4	2	57	–	–
7733	32	37	34	26	34	30	9	9	8	16	25	22	1	–	–	6	3	4
7739	312	279	240	268	279	240	217	219	184	48	56	51	3	4	5	44	–	–
7740	16	16	17	15	16	17	6	5	4	9	10	13	–	1	–	1	–	–
7810	121	118	114	85	118	114	47	74	56	31	41	55	7	3	3	36	–	–
7820	1.440	1.000	697	1.161	1.000	697	569	433	266	570	554	418	22	13	13	279	–	–
7830	226	203	172	150	203	172	66	92	87	75	107	83	9	4	2	76	–	–
7911	71	75	79	56	75	79	17	19	29	38	54	49	1	2	1	15	–	–
7912	4	1	–	4	1	–	–	1	–	4	–	–	–	–	–	–	–	–
7990	2	4	3	1	4	3	1	1	2	–	3	1	–	–	–	1	–	–

Capítulo 21 - São Paulo

21.1 - Quantidade de acidentes do trabalho, por situação do registro e motivo, segundo a Classificação Nacional de Atividades Econômicas (CNAE), no estado de São Paulo - 2013/2015

(conclusão)

CNAE	QUANTIDADE DE ACIDENTES DO TRABALHO																	
	Total			Com CAT Registrada												Sem CAT Registrada		
				Total			Motivo											
							Típico			Trajeto			Doença do Trabalho					
	2013	2014	2015	2013	2014	2015	2013	2014	2015	2013	2014	2015	2013	2014	2015	2013	2014	2015
8011	1.495	1.069	890	1.059	1.067	886	329	296	229	725	758	647	5	13	10	436	2	4
8012	493	391	357	419	375	350	223	194	175	174	172	173	22	9	2	74	16	7
8020	141	171	157	119	171	157	62	85	82	54	85	75	3	1	–	22	–	–
8030	1	44	48	–	–	1	–	–	–	–	–	1	–	–	–	1	44	47
8111	739	611	577	545	611	577	234	270	268	294	320	299	17	21	10	194	–	–
8112	1.466	1.324	1.297	1.262	1.324	1.297	874	917	913	359	373	365	29	34	19	204	–	–
8121	3.077	2.136	1.773	1.964	2.135	1.771	1.128	1.213	1.018	777	854	712	59	68	41	1.113	1	2
8122	142	89	125	112	87	124	66	49	72	44	37	52	2	1	–	30	2	1
8129	756	677	548	662	677	548	526	534	416	135	131	123	1	12	9	94	–	–
8130	127	124	146	97	95	126	70	76	107	26	18	18	1	1	1	30	29	20
8211	602	507	535	503	486	510	259	253	255	231	222	251	13	11	4	99	21	25
8219	237	230	184	199	230	184	100	96	78	96	126	104	3	8	2	38	–	–
8220	1.326	952	826	940	947	825	255	255	233	653	667	571	32	25	21	386	5	1
8230	133	70	95	111	70	95	73	39	72	35	28	19	3	3	4	22	–	–
8291	171	264	190	135	164	124	42	56	37	90	102	83	3	6	4	36	100	66
8292	182	140	131	157	140	131	109	114	107	40	22	23	8	4	1	25	–	–
8299	1.264	1.044	811	1.053	1.044	811	648	640	489	381	374	305	24	30	17	211	–	–
8411	8.803	6.896	6.576	7.075	6.896	6.576	5.410	5.256	5.057	1.574	1.558	1.460	91	82	59	1.728	–	–
8412	85	54	71	80	54	71	57	38	56	21	15	14	2	1	1	5	–	–
8413	90	86	50	78	86	50	42	46	26	36	39	24	–	1	–	12	–	–
8422	10	6	12	10	6	12	10	6	12	–	–	–	–	–	–	–	–	–
8423	27	24	19	26	24	19	26	21	17	–	3	1	–	–	1	1	–	–
8424	16	10	13	14	10	13	13	9	12	–	1	1	1	–	–	2	–	–
8430	27	32	36	25	32	36	20	28	29	4	4	5	1	–	2	2	–	–
8511	309	1.355	1.145	274	279	395	187	186	294	78	87	96	9	6	5	35	1.076	750
8512	268	271	290	237	270	286	160	192	204	72	70	78	5	8	4	31	1	4
8513	540	557	503	480	479	460	330	334	313	140	134	143	10	11	4	60	78	43
8520	160	158	172	139	158	172	101	113	130	36	45	40	2	–	2	21	–	–
8531	540	543	471	503	499	427	338	307	284	149	172	124	16	20	19	37	44	44
8532	871	794	886	843	783	882	677	610	679	160	167	181	6	6	22	28	11	4
8533	66	65	82	58	65	82	32	36	56	25	29	24	1	–	2	8	–	–
8541	64	43	49	52	43	49	38	27	26	14	15	23	–	1	–	12	–	–
8542	6	7	8	6	1	4	1	1	1	5	–	3	–	–	–	–	6	4
8550	67	49	57	63	49	57	24	14	18	39	33	39	–	2	–	4	–	–
8591	13	8	6	9	8	6	5	5	4	4	3	2	–	–	–	4	–	–
8592	16	26	18	13	26	18	5	8	8	8	16	9	–	2	1	3	–	–
8593	67	47	53	57	47	53	22	19	19	35	27	34	–	1	–	10	–	–
8599	764	678	699	696	678	699	421	412	428	267	262	267	8	4	4	68	–	–
8610	22.406	21.116	19.828	20.711	21.116	19.828	16.270	16.568	15.633	4.291	4.350	4.037	150	198	158	1.695	–	–
8621	50	37	68	42	37	68	23	22	38	19	15	30	–	–	–	8	–	–
8622	35	35	21	33	35	21	25	20	7	8	15	14	–	–	–	2	–	–
8630	1.560	1.478	2.007	1.467	1.478	2.007	969	1.002	1.372	476	461	619	22	15	16	93	–	–
8640	1.501	1.551	1.738	1.422	1.548	1.737	933	1.032	1.160	477	499	574	12	17	3	79	3	1
8650	239	257	244	201	257	244	98	116	106	103	141	138	–	–	–	38	–	–
8660	169	149	202	159	149	202	132	119	152	25	27	49	2	3	1	10	–	–
8690	1.573	1.669	1.454	1.514	1.669	1.454	1.200	1.334	1.141	302	324	299	12	11	14	59	–	–
8711	353	320	316	298	320	316	219	242	237	70	76	75	9	2	4	55	–	–
8712	24	31	47	22	31	47	10	18	24	12	12	23	–	1	–	2	–	–
8720	227	214	260	209	214	260	180	184	231	28	28	29	1	2	–	18	–	–
8730	265	254	197	238	254	197	180	200	154	54	50	39	4	4	4	27	–	–
8800	988	839	879	897	839	879	580	544	561	302	282	300	15	13	18	91	–	–
9001	50	41	28	45	41	28	32	29	19	13	12	9	–	–	–	5	–	–
9002	1	2	1	1	2	1	1	1	1	–	1	–	–	–	–	–	–	–
9003	–	1	–	–	1	–	–	1	–	–	–	–	–	–	–	–	–	–
9101	1	–	2	–	–	2	–	–	1	–	–	1	–	–	–	1	–	–
9102	5	1	1	5	1	1	3	1	1	2	–	–	–	–	–	–	–	–
9103	32	39	34	32	39	34	26	33	29	4	6	5	2	–	–	–	–	–
9200	2	–	2	2	–	2	2	–	1	–	–	1	–	–	–	–	–	–
9311	2	5	9	2	5	9	1	3	6	1	2	3	–	–	–	–	–	–
9312	411	351	326	349	351	326	274	279	257	71	70	64	4	2	5	62	–	–
9313	95	93	95	78	93	95	35	42	53	41	47	42	2	4	–	17	–	–
9319	76	59	28	60	59	28	45	45	20	15	14	7	–	–	1	16	–	–
9321	106	142	103	101	142	103	85	128	85	16	14	18	–	–	–	5	–	–
9329	99	93	78	84	93	78	66	77	55	16	13	22	2	3	1	15	–	–
9411	54	48	33	49	48	33	29	21	17	19	24	16	1	3	–	5	–	–
9412	97	64	61	59	64	61	26	23	24	32	41	36	1	–	1	38	–	–
9420	197	117	145	136	117	145	77	48	75	49	63	65	10	6	5	61	–	–
9430	1.169	1.081	1.025	1.001	1.081	1.025	702	735	712	274	322	302	25	24	11	168	–	–
9491	318	241	309	274	241	309	189	172	228	80	64	76	5	5	5	44	–	–
9492	–	448	290	–	4	1	–	4	1	–	–	–	–	–	–	–	444	289
9493	18	30	49	13	30	49	11	26	34	2	4	15	–	–	–	5	–	–
9499	324	320	343	292	320	343	200	229	264	89	88	73	3	3	6	32	–	–
9511	115	86	75	99	86	75	45	41	35	52	44	36	2	1	4	16	–	–
9512	39	55	46	37	55	46	21	39	31	15	15	14	1	1	1	2	–	–
9521	76	78	61	61	78	61	31	41	36	26	33	23	4	4	2	15	–	–
9529	129	118	72	112	118	72	73	96	56	34	19	16	5	3	–	17	–	–
9601	341	288	210	286	288	210	210	225	151	59	49	49	17	14	10	55	–	–
9602	106	74	56	84	74	56	26	29	24	50	43	29	8	2	3	22	–	–
9603	90	69	84	79	69	84	50	40	53	27	26	31	2	3	–	11	–	–
9609	67	58	38	48	58	38	28	27	25	20	30	11	–	1	2	19	–	–
9700	19	18	19	19	18	19	14	14	9	5	4	10	–	–	–	–	–	–
9900	7	5	5	6	5	5	2	2	1	4	3	4	–	–	–	1	–	–
Ignorado	2.449	27.778	20.703	814	930	794	758	872	713	41	48	73	15	10	8	1.635	26.848	19.909

Fonte: DATAPREV, CAT, SUB.

Nota: Os dados são preliminares, estando sujeitos a correções.

Capítulo 21 - São Paulo

21.2 - Quantidade de acidentes do trabalho, por situação do registro e motivo, segundo os grupos de idade e sexo, no estado de São Paulo - 2013/2015

GRUPOS DE IDADE E SEXO	QUANTIDADE DE ACIDENTES DO TRABALHO																	
	Total			Com CAT Registrada												Sem CAT Registrada		
				Total			Motivo											
							Típico			Trajeto			Doença do Trabalho					
	2013	2014	2015	2013	2014	2015	2013	2014	2015	2013	2014	2015	2013	2014	2015	2013	2014	2015
TOTAL	**251.725**	**241.829**	**207.703**	**214.455**	**209.226**	**183.518**	**163.694**	**157.683**	**138.031**	**44.201**	**45.342**	**41.030**	**6.560**	**6.201**	**4.457**	**37.270**	**32.603**	**24.185**
Masculino	**170.340**	**160.783**	**134.916**	**147.044**	**140.703**	**120.113**	**116.949**	**110.474**	**94.194**	**25.938**	**26.392**	**23.233**	**4.157**	**3.837**	**2.686**	**23.296**	**20.080**	**14.803**
Feminino	**81.377**	**81.040**	**72.781**	**67.403**	**68.517**	**63.399**	**46.738**	**47.204**	**43.831**	**18.262**	**18.949**	**17.797**	**2.403**	**2.364**	**1.771**	**13.974**	**12.523**	**9.382**
Ignorado	**8**	**6**	**6**	**8**	**6**	**6**	**7**	**5**	**6**	**1**	**1**	**–**	**–**	**–**	**–**	**–**	**–**	**–**
Até 19 anos	9.850	9.272	6.704	9.118	8.638	6.298	7.139	6.670	4.727	1.936	1.916	1.543	43	52	28	732	634	406
Masculino	7.492	6.991	4.894	6.932	6.509	4.582	5.655	5.223	3.610	1.243	1.251	957	34	35	15	560	482	312
Feminino	2.356	2.281	1.810	2.184	2.129	1.716	1.483	1.447	1.117	692	665	586	9	17	13	172	152	94
Ignorado	2	–	–	2	–	–	1	–	–	1	–	–	–	–	–	–	–	–
20 a 24 anos	37.048	34.648	28.715	33.764	31.906	26.729	25.505	23.609	19.449	8.000	8.039	7.086	259	258	194	3.284	2.742	1.986
Masculino	27.485	25.440	20.628	25.174	23.518	19.224	19.917	18.338	14.728	5.109	5.025	4.390	148	155	106	2.311	1.922	1.404
Feminino	9.559	9.204	8.083	8.586	8.384	7.501	5.584	5.268	4.717	2.891	3.013	2.696	111	103	88	973	820	582
Ignorado	4	4	4	4	4	4	4	3	4	–	1	–	–	–	–	–	–	–
25 a 29 anos	42.954	40.422	33.788	38.313	36.451	30.901	28.753	26.897	22.896	8.848	8.903	7.585	712	651	420	4.641	3.971	2.887
Masculino	29.393	27.302	22.421	26.451	24.725	20.568	20.806	19.116	15.967	5.225	5.242	4.372	420	367	229	2.942	2.577	1.853
Feminino	13.559	13.119	11.367	11.860	11.725	10.333	7.945	7.780	6.929	3.623	3.661	3.213	292	284	191	1.699	1.394	1.034
Ignorado	2	1	–	2	1	–	2	1	–	–	–	–	–	–	–	–	–	–
30 a 34 anos	42.704	40.129	34.961	37.065	35.329	31.375	27.966	26.285	23.288	7.944	7.984	7.346	1.155	1.060	741	5.639	4.800	3.586
Masculino	28.311	26.163	22.198	24.770	23.255	20.016	19.427	17.917	15.468	4.618	4.718	4.144	725	620	404	3.541	2.908	2.182
Feminino	14.393	13.966	12.762	12.295	12.074	11.358	8.539	8.368	7.819	3.326	3.266	3.202	430	440	337	2.098	1.892	1.404
Ignorado	–	–	1	–	–	1	–	–	1	–	–	–	–	–	–	–	–	–
35 a 39 anos	35.292	34.587	30.683	29.737	29.662	26.914	22.863	22.493	20.413	5.691	5.992	5.655	1.183	1.177	846	5.555	4.925	3.769
Masculino	23.196	22.037	19.096	19.789	19.114	16.894	15.726	15.004	13.234	3.301	3.389	3.123	762	721	537	3.407	2.923	2.202
Feminino	12.096	12.550	11.587	9.948	10.548	10.020	7.137	7.489	7.179	2.390	2.603	2.532	421	456	309	2.148	2.002	1.567
Ignorado	–	–	–	–	–	–	–	–	–	–	–	–	–	–	–	–	–	–
40 a 44 anos	27.780	27.359	23.823	22.597	22.743	20.350	17.445	17.394	15.467	4.001	4.312	4.105	1.151	1.037	778	5.183	4.616	3.473
Masculino	17.929	17.338	14.915	14.826	14.631	12.837	11.804	11.513	10.061	2.296	2.430	2.283	726	688	493	3.103	2.707	2.078
Feminino	9.851	10.021	8.908	7.771	8.112	7.513	5.641	5.881	5.406	1.705	1.882	1.822	425	349	285	2.080	1.909	1.395
Ignorado	–	–	–	–	–	–	–	–	–	–	–	–	–	–	–	–	–	–
45 a 49 anos	23.990	23.029	19.669	18.834	18.478	16.465	14.490	14.100	12.615	3.246	3.404	3.155	1.098	974	695	5.156	4.551	3.204
Masculino	15.506	14.636	12.189	12.516	11.973	10.308	9.960	9.469	8.182	1.819	1.887	1.705	737	617	421	2.990	2.663	1.881
Feminino	8.484	8.392	7.480	6.318	6.504	6.157	4.530	4.630	4.433	1.427	1.517	1.450	361	357	274	2.166	1.888	1.323
Ignorado	–	1	–	–	1	–	–	1	–	–	–	–	–	–	–	–	–	–
50 a 54 anos	16.912	16.694	15.021	13.073	13.353	12.411	10.144	10.259	9.605	2.336	2.484	2.348	593	610	458	3.839	3.341	2.610
Masculino	10.867	10.495	9.260	8.551	8.518	7.781	6.983	6.819	6.303	1.204	1.316	1.200	364	383	278	2.316	1.977	1.479
Feminino	6.045	6.199	5.761	4.522	4.835	4.630	3.161	3.440	3.302	1.132	1.168	1.148	229	227	180	1.523	1.364	1.131
Ignorado	–	–	–	–	–	–	–	–	–	–	–	–	–	–	–	–	–	–
55 a 59 anos	10.007	10.196	9.133	7.723	8.112	7.561	6.040	6.349	5.953	1.424	1.500	1.399	259	263	209	2.284	2.084	1.572
Masculino	6.386	6.383	5.633	4.987	5.172	4.733	4.164	4.321	3.950	674	693	647	149	158	136	1.399	1.211	900
Feminino	3.621	3.813	3.499	2.736	2.940	2.827	1.876	2.028	2.002	750	807	752	110	105	73	885	873	672
Ignorado	–	–	1	–	–	1	–	–	1	–	–	–	–	–	–	–	–	–
60 a 64 anos	3.978	4.192	3.868	3.134	3.370	3.268	2.499	2.682	2.635	550	597	573	85	91	60	844	822	600
Masculino	2.889	3.039	2.711	2.242	2.408	2.261	1.866	2.016	1.930	305	321	291	71	71	40	647	631	450
Feminino	1.089	1.153	1.157	892	962	1.007	633	666	705	245	276	282	14	20	20	197	191	150
Ignorado	–	–	–	–	–	–	–	–	–	–	–	–	–	–	–	–	–	–
65 a 69 anos	903	996	1.038	801	892	955	629	717	749	155	157	183	17	18	23	102	104	83
Masculino	650	733	751	577	659	694	469	559	579	92	88	93	16	12	22	73	74	57
Feminino	253	263	287	224	233	261	160	158	170	63	69	90	1	6	1	29	30	26
Ignorado	–	–	–	–	–	–	–	–	–	–	–	–	–	–	–	–	–	–
70 anos e mais	291	293	284	282	283	277	209	220	223	68	53	49	5	10	5	9	10	7
Masculino	229	218	211	223	216	207	166	175	175	52	31	27	5	10	5	6	2	4
Feminino	62	75	73	59	67	70	43	45	48	16	22	22	–	–	–	3	8	3
Ignorado	–	–	–	–	–	–	–	–	–	–	–	–	–	–	–	–	–	–
Ignorada	16	12	16	14	9	14	12	8	11	2	1	3	–	–	–	2	3	2
Masculino	7	8	9	6	5	8	6	4	7	–	1	1	–	–	–	1	3	1
Feminino	9	4	7	8	4	6	6	4	4	2	–	2	–	–	–	1	–	1
Ignorado	–	–	–	–	–	–	–	–	–	–	–	–	–	–	–	–	–	–

Fonte: DATAPREV, CAT, SUB.
Nota: Os dados são preliminares, estando sujeitos a correções.

Capítulo 21 - São Paulo

21.3 - Quantidade mensal de acidentes do trabalho, por situação do registro e motivo, no estado de São Paulo - 2013/2015

MESES	QUANTIDADE DE ACIDENTES DO TRABALHO																	
	Total			Com CAT Registrada												Sem CAT Registrada		
				Total			Motivo											
							Típico			Trajeto			Doença do Trabalho					
	2013	2014	2015	2013	2014	2015	2013	2014	2015	2013	2014	2015	2013	2014	2015	2013	2014	2015
TOTAL	**251.725**	**241.829**	**207.703**	**214.455**	**209.226**	**183.518**	**163.694**	**157.683**	**138.031**	**44.201**	**45.342**	**41.030**	**6.560**	**6.201**	**4.457**	**37.270**	**32.603**	**24.185**
Janeiro	19.944	20.369	17.757	16.738	17.357	15.467	13.044	13.307	11.895	3.188	3.572	3.191	506	478	381	3.206	3.012	2.290
Fevereiro	19.449	20.200	17.066	16.474	17.276	14.951	12.670	13.095	11.248	3.281	3.627	3.331	523	554	372	2.975	2.924	2.115
Março	21.300	20.548	19.033	17.918	17.808	16.925	13.687	13.490	12.796	3.614	3.760	3.671	617	558	458	3.382	2.740	2.108
Abril	22.117	19.758	16.656	18.803	16.994	14.790	14.354	12.728	11.140	3.882	3.706	3.208	567	560	442	3.314	2.764	1.866
Maio	21.211	20.798	17.582	18.015	17.734	15.603	13.670	13.205	11.548	3.744	3.961	3.609	601	568	446	3.196	3.064	1.979
Junho	20.664	18.508	17.034	17.632	15.998	15.027	13.267	11.951	11.175	3.817	3.577	3.468	548	470	384	3.032	2.510	2.007
Julho	21.529	20.676	18.014	18.438	17.894	15.686	14.081	13.407	11.757	3.772	3.954	3.504	585	533	425	3.091	2.782	2.328
Agosto	23.012	21.289	18.697	19.535	18.333	16.352	14.683	13.722	12.166	4.238	4.014	3.809	614	597	377	3.477	2.956	2.345
Setembro	22.128	22.067	17.920	18.971	19.262	15.886	14.462	14.493	12.002	3.911	4.213	3.541	598	556	343	3.157	2.805	2.034
Outubro	23.335	22.210	17.629	20.025	19.388	15.650	15.383	14.621	11.832	4.076	4.226	3.508	566	541	310	3.310	2.822	1.979
Novembro	20.003	18.875	16.076	17.199	16.613	14.401	13.226	12.638	10.865	3.537	3.552	3.232	436	423	304	2.804	2.262	1.675
Dezembro	17.033	16.531	14.239	14.707	14.569	12.780	11.167	11.026	9.607	3.141	3.180	2.958	399	363	215	2.326	1.962	1.459

Fonte: DATAPREV, CAT, SUB.
Nota: Os dados são preliminares, estando sujeitos a correções.

DISTRIBUIÇÃO DE ACIDENTES DO TRABALHO, POR MOTIVO, NO ESTADO DE SÃO PAULO - 2015

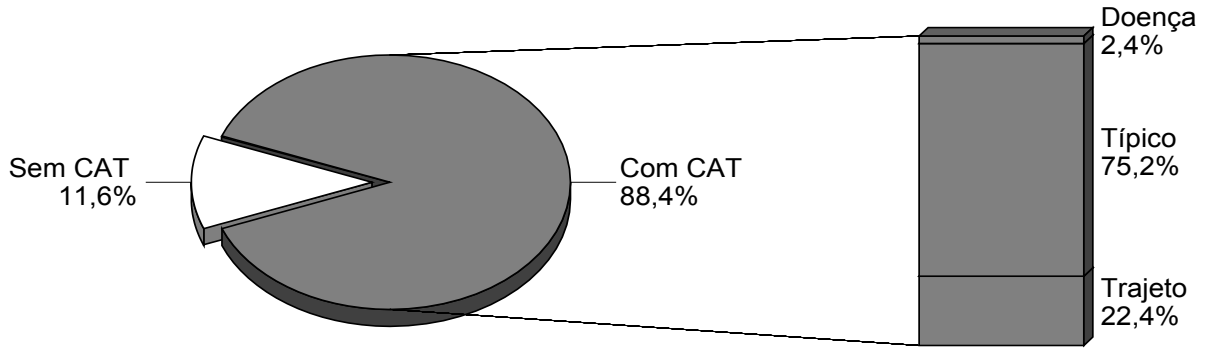

Fonte: DATAPREV, CAT, SUB.

Capítulo 22 - Paraná

22.1 - Quantidade de acidentes do trabalho, por situação do registro e motivo, segundo a Classificação Nacional de Atividades Econômicas (CNAE), no estado do Paraná - 2013/2015

(continua)

CNAE	QUANTIDADE DE ACIDENTES DO TRABALHO																	
	Total			Com CAT Registrada												Sem CAT Registrada		
				Total			Motivo											
							Típico			Trajeto			Doença do Trabalho					
	2013	2014	2015	2013	2014	2015	2013	2014	2015	2013	2014	2015	2013	2014	2015	2013	2014	2015
TOTAL	**52.574**	**52.977**	**47.337**	**42.155**	**42.992**	**39.756**	**33.662**	**33.903**	**31.468**	**7.554**	**7.960**	**7.461**	**939**	**1.129**	**827**	**10.419**	**9.985**	**7.581**
0111	67	116	77	54	84	50	45	47	45	8	36	5	1	1	–	13	32	27
0112	4	41	35	4	3	1	4	3	1	–	–	–	–	–	–	–	38	34
0113	614	92	134	519	91	132	480	85	98	36	1	8	3	5	26	95	1	2
0114	–	–	1	–	–	–	–	–	–	–	–	–	–	–	–	–	–	1
0115	105	79	70	83	79	70	70	70	63	13	9	7	–	–	–	22	–	–
0116	15	5	4	8	5	4	7	4	4	1	1	–	–	–	–	7	–	–
0119	29	20	20	21	20	20	17	18	16	3	2	4	1	–	–	8	–	–
0121	12	555	427	11	21	15	8	14	11	3	6	4	–	1	–	1	534	412
0122	4	3	4	2	3	2	1	2	1	1	1	1	–	–	–	2	–	2
0131	6	8	5	5	8	5	4	7	3	1	1	2	–	–	–	1	–	–
0132	1	1	2	1	1	2	1	1	2	–	–	–	–	–	–	–	–	–
0133	25	12	8	10	12	8	10	11	5	–	1	3	–	–	–	15	–	–
0134	10	18	16	7	4	5	6	4	4	1	–	1	–	–	–	3	14	11
0139	7	45	25	6	11	7	5	10	6	1	–	1	–	1	–	1	34	18
0141	40	42	68	38	42	68	32	36	58	6	6	10	–	–	–	2	–	–
0142	–	1	1	–	1	1	–	1	1	–	–	–	–	–	–	–	–	–
0151	83	53	29	67	53	29	56	51	26	11	2	3	–	–	–	16	–	–
0152	–	3	3	–	3	3	–	3	3	–	–	–	–	–	–	–	–	–
0154	34	45	38	25	45	38	22	36	32	3	8	6	–	1	–	9	–	–
0155	245	196	181	193	196	181	173	176	161	20	15	20	–	5	–	52	–	–
0159	5	1	2	2	1	2	2	1	2	–	–	–	–	–	–	3	–	–
0161	127	312	305	86	312	305	72	298	291	14	14	14	–	–	–	41	–	–
0162	23	30	27	15	30	27	13	28	25	2	2	2	–	–	–	8	–	–
0163	13	17	13	9	17	13	5	12	6	4	5	6	–	–	1	4	–	–
0210	213	122	117	156	122	117	120	113	110	23	8	7	13	1	–	57	–	–
0220	1	4	3	–	4	3	–	3	3	–	1	–	–	–	–	1	–	–
0230	82	80	119	61	80	119	56	75	107	5	5	12	–	–	–	21	–	–
0312	–	3	–	–	1	–	–	1	–	–	–	–	–	–	–	–	2	–
0322	3	3	1	1	3	1	–	3	1	1	–	–	–	–	–	2	–	–
0500	2	1	2	1	1	2	1	1	2	–	–	–	–	–	–	1	–	–
0724	7	7	6	5	6	5	4	4	4	1	2	1	–	–	–	2	1	1
0810	89	85	84	81	85	84	73	74	76	3	8	8	5	3	–	8	–	–
0891	12	16	10	12	16	10	11	15	8	–	1	2	1	–	–	–	–	–
0892	–	1	–	–	1	–	–	–	–	–	1	–	–	–	–	–	–	–
0899	17	16	19	15	16	19	13	11	18	1	5	1	1	–	–	2	–	–
0910	1	3	–	1	3	–	1	2	–	–	1	–	–	–	–	–	–	–
0990	2	5	5	2	5	5	2	5	3	–	–	2	–	–	–	–	–	–
1011	265	152	118	221	152	118	179	136	102	19	8	10	23	8	6	44	–	–
1012	2.553	2.806	2.760	1.916	2.508	2.551	1.686	2.025	2.103	161	186	217	69	297	231	637	298	209
1013	99	136	133	81	136	133	74	109	115	4	8	9	3	19	9	18	–	–
1020	16	24	22	11	24	22	10	19	17	–	5	4	1	–	1	5	–	–
1031	12	12	17	6	12	16	5	11	13	1	1	3	–	–	–	6	–	1
1032	34	44	30	30	44	30	26	41	25	4	3	4	–	–	1	4	–	–
1033	13	16	8	11	16	8	10	13	6	1	2	2	–	1	–	2	–	–
1041	111	81	124	106	81	124	97	71	108	9	10	16	–	–	–	5	–	–
1042	6	6	3	6	6	3	3	4	3	3	2	–	–	–	–	–	–	–
1043	18	16	26	14	16	26	10	10	21	4	5	5	–	1	–	4	–	–
1051	89	59	74	73	59	74	63	46	62	10	12	12	–	1	–	16	–	–
1052	150	145	134	116	145	134	97	126	108	14	19	23	5	–	3	34	–	–
1053	8	13	16	5	13	16	4	11	13	1	2	3	–	–	–	3	–	–
1061	31	14	20	27	14	20	24	14	17	3	–	2	–	–	1	4	–	–
1062	165	102	104	146	102	104	131	90	91	11	10	13	4	2	–	19	–	–
1063	45	57	29	35	57	29	30	49	27	4	8	2	1	–	–	10	–	–
1064	55	35	18	41	35	18	36	25	17	5	10	1	–	–	–	14	–	–
1065	79	64	88	61	64	88	56	54	80	5	10	8	–	–	–	18	–	–
1066	236	204	236	191	204	236	157	177	200	34	25	35	–	2	1	45	–	–
1069	79	76	53	62	76	53	56	65	43	6	11	9	–	–	1	17	–	–
1071	843	445	364	558	445	364	532	418	336	17	19	26	9	8	2	285	–	–
1072	72	26	17	64	26	17	64	26	16	–	–	1	–	–	–	8	–	–
1081	25	8	5	10	8	5	10	7	5	–	1	–	–	–	–	15	–	–
1082	73	73	65	72	73	65	61	60	55	11	13	10	–	–	–	1	–	–
1091	153	146	153	124	146	153	97	103	126	25	38	27	2	5	–	29	–	–
1092	110	74	77	97	74	77	80	59	68	17	15	8	–	–	1	13	–	–
1093	227	150	87	186	150	87	84	59	50	29	34	19	73	57	18	41	–	–
1094	85	75	84	71	75	84	54	59	59	15	14	23	2	2	2	14	–	–
1095	22	5	3	18	5	3	17	3	3	1	2	–	–	–	–	4	–	–
1096	9	6	10	8	6	10	5	6	7	3	–	2	–	–	1	1	–	–
1099	293	210	173	248	210	173	205	168	141	36	35	31	7	7	1	45	–	–
1111	2	5	7	1	–	2	1	–	1	–	–	1	–	–	–	1	5	5
1112	2	7	6	1	5	5	1	4	4	–	1	1	–	–	–	1	2	1
1113	60	50	62	58	50	60	53	47	55	5	3	5	–	–	–	2	–	2
1121	9	5	8	7	5	8	5	3	8	2	2	–	–	–	–	2	–	–
1122	176	134	110	171	134	110	148	121	101	23	13	9	–	–	–	5	–	–
1210	7	3	5	7	3	5	6	3	4	1	–	–	–	–	1	–	–	–
1220	–	1	2	–	1	–	–	1	–	–	–	–	–	–	–	–	–	2

Capítulo 22 - Paraná

22.1 - Quantidade de acidentes do trabalho, por situação do registro e motivo, segundo a Classificação Nacional de Atividades Econômicas (CNAE), no estado do Paraná - 2013/2015

(continuação)

CNAE	QUANTIDADE DE ACIDENTES DO TRABALHO																	
	Total			Com CAT Registrada												Sem CAT Registrada		
				Total			Motivo											
							Típico			Trajeto			Doença do Trabalho					
	2013	2014	2015	2013	2014	2015	2013	2014	2015	2013	2014	2015	2013	2014	2015	2013	2014	2015
1311	95	57	48	71	57	48	62	42	38	8	13	10	1	2	–	24	–	–
1312	9	8	5	8	8	5	8	8	5	–	–	–	–	–	–	1	–	–
1313	15	8	3	15	8	3	14	7	3	1	1	–	–	–	–	–	–	–
1314	2	5	4	2	5	4	2	4	4	–	1	–	–	–	–	–	–	–
1321	3	1	1	2	1	1	–	1	–	1	–	1	1	–	–	1	–	–
1323	23	19	20	17	19	20	14	15	18	2	4	2	1	–	–	6	–	–
1330	5	6	2	3	6	2	3	3	2	–	3	–	–	–	–	2	–	–
1340	61	43	22	45	43	22	38	35	13	7	7	9	–	1	–	16	–	–
1351	13	9	4	12	9	4	9	5	3	3	4	1	–	–	–	1	–	–
1352	7	2	7	4	2	7	3	2	4	1	–	3	–	–	–	3	–	–
1353	3	5	3	3	5	3	2	4	1	1	1	2	–	–	–	–	–	–
1354	30	33	33	24	33	33	22	29	29	2	4	4	–	–	–	6	–	–
1359	42	21	23	34	21	23	29	13	15	4	8	8	1	–	–	8	–	–
1411	50	32	25	31	32	25	23	17	16	8	15	9	–	–	–	19	–	–
1412	660	357	281	333	357	281	206	231	171	121	125	108	6	1	2	327	–	–
1413	25	13	14	18	13	14	11	10	11	6	3	3	1	–	–	7	–	–
1414	43	21	18	17	21	18	14	12	13	3	9	5	–	–	–	26	–	–
1421	1	–	–	1	–	–	–	–	–	1	–	–	–	–	–	–	–	–
1422	3	3	2	–	2	2	–	1	–	–	1	2	–	–	–	3	1	–
1510	146	95	65	109	95	65	93	86	54	16	8	11	–	1	–	37	–	–
1521	14	21	26	11	19	25	8	15	18	3	4	6	–	–	1	3	2	1
1529	5	7	9	2	7	9	2	7	9	–	–	–	–	–	–	3	–	–
1531	45	51	31	32	47	30	23	37	24	9	10	6	–	–	–	13	4	1
1533	1	5	1	1	5	1	1	4	–	–	1	1	–	–	–	–	–	–
1539	2	–	1	–	–	1	–	–	1	–	–	–	–	–	–	2	–	–
1540	–	1	2	–	1	2	–	1	–	–	–	2	–	–	–	–	–	–
1610	631	526	480	528	501	451	489	474	424	33	24	21	6	3	6	103	25	29
1621	449	337	280	367	337	280	329	300	257	25	32	20	13	5	3	82	–	–
1622	51	60	25	43	60	25	39	52	22	4	8	3	–	–	–	8	–	–
1623	70	86	43	63	86	43	59	80	38	4	5	5	–	1	–	7	–	–
1629	104	103	100	85	103	100	75	95	91	9	8	9	1	–	–	19	–	–
1710	33	32	86	28	32	86	26	30	81	2	2	5	–	–	–	5	–	–
1721	174	209	224	154	206	221	148	180	189	6	25	32	–	1	–	20	3	3
1722	38	23	18	34	23	18	32	20	13	2	3	5	–	–	–	4	–	–
1731	95	70	85	83	68	83	70	61	76	11	7	7	2	–	–	12	2	2
1732	–	3	2	–	1	2	–	–	1	–	1	1	–	–	–	–	2	–
1733	24	21	13	20	21	13	18	18	8	2	2	4	–	1	1	4	–	–
1741	109	99	75	101	93	69	88	72	54	12	18	13	1	3	2	8	6	6
1742	83	50	31	72	50	31	71	45	27	1	4	4	–	1	–	11	–	–
1749	30	32	36	24	30	35	19	25	30	5	4	4	–	1	1	6	2	1
1811	23	26	29	22	24	29	19	23	22	3	1	7	–	–	–	1	2	–
1812	15	33	18	13	6	11	11	3	8	2	3	3	–	–	–	2	27	7
1813	59	49	31	55	49	29	43	41	19	11	8	10	1	–	–	4	–	2
1821	7	18	10	5	16	8	4	14	6	1	2	2	–	–	–	2	2	2
1822	15	11	3	14	11	3	12	9	2	2	2	–	–	–	1	1	–	–
1830	–	1	–	–	1	–	–	1	–	–	–	–	–	–	–	–	–	–
1910	–	2	7	–	–	–	–	–	–	–	–	–	–	–	–	–	2	7
1921	57	58	38	52	58	37	42	51	31	9	7	6	1	–	–	5	–	1
1922	1	3	2	1	3	2	1	2	1	–	1	1	–	–	–	–	–	–
1931	267	168	159	182	160	155	173	151	138	9	9	17	–	–	–	85	8	4
1932	8	6	9	8	6	7	6	5	7	2	1	–	–	–	–	–	–	2
2011	1	2	1	1	2	1	–	2	1	1	–	–	–	–	–	–	–	–
2012	2	–	1	2	–	1	2	–	1	–	–	–	–	–	–	–	–	–
2013	170	182	189	161	182	189	134	153	169	27	29	13	–	–	7	9	–	–
2014	4	3	5	4	3	5	4	3	2	–	–	3	–	–	–	–	–	–
2019	10	4	5	9	4	5	7	2	5	2	1	–	–	1	–	1	–	–
2021	–	3	5	–	1	–	–	–	–	–	1	–	–	–	–	–	2	5
2022	20	9	11	20	9	10	14	7	9	6	2	1	–	–	–	–	–	1
2029	23	24	26	19	24	25	15	24	21	2	–	4	2	–	–	4	–	1
2031	5	7	1	4	7	–	4	5	–	–	2	–	–	–	–	1	–	1
2032	17	7	7	16	7	7	15	6	6	1	1	1	–	–	–	1	–	–
2033	5	1	3	5	1	3	4	1	2	1	–	1	–	–	–	–	–	–
2040	–	1	2	–	1	2	–	1	2	–	–	–	–	–	–	–	–	–
2051	30	18	5	15	18	5	9	13	4	6	4	1	–	1	–	15	–	–
2052	6	2	2	4	2	2	4	1	2	–	1	–	–	–	–	2	–	–
2061	26	17	22	26	17	22	23	12	17	3	4	5	–	1	–	–	–	–
2062	11	13	7	9	13	7	8	9	6	1	3	1	–	1	–	2	–	–
2063	58	47	34	56	47	34	41	36	22	14	10	11	1	1	1	2	–	–
2071	33	36	30	31	36	30	24	31	27	7	5	3	–	–	–	2	–	–
2072	1	1	–	1	1	–	1	1	–	–	–	–	–	–	–	–	–	–
2073	2	11	1	2	11	1	2	10	1	–	1	–	–	–	–	–	–	–
2091	6	9	5	6	6	3	3	4	2	3	2	1	–	–	–	–	3	2
2092	35	45	35	34	45	35	31	42	31	3	3	3	–	–	1	1	–	–
2093	10	14	5	9	14	5	9	12	4	–	2	1	–	–	–	1	–	–
2094	–	1	1	–	1	1	–	1	1	–	–	–	–	–	–	–	–	–
2099	99	104	97	89	104	97	82	89	79	4	15	17	3	–	1	10	–	–
2110	5	2	4	4	2	4	2	2	3	1	–	1	1	–	–	1	–	–
2121	57	58	99	41	55	98	26	44	77	13	11	20	2	–	1	16	3	1

Capítulo 22 - Paraná

22.1 - Quantidade de acidentes do trabalho, por situação do registro e motivo, segundo a Classificação Nacional de Atividades Econômicas (CNAE), no estado do Paraná - 2013/2015

(continuação)

CNAE	QUANTIDADE DE ACIDENTES DO TRABALHO																	
	Total			Com CAT Registrada												Sem CAT Registrada		
				Total			Motivo											
							Típico			Trajeto			Doença do Trabalho					
	2013	2014	2015	2013	2014	2015	2013	2014	2015	2013	2014	2015	2013	2014	2015	2013	2014	2015
2122	12	10	21	12	10	20	10	7	15	2	3	5	–	–	–	–	–	1
2123	3	2	–	2	2	–	1	2	–	1	–	–	–	–	–	1	–	–
2211	19	28	27	16	26	27	14	18	22	2	8	5	–	–	–	3	2	–
2212	48	34	36	40	34	36	34	26	27	6	8	8	–	–	1	8	–	–
2219	79	128	95	71	108	78	60	93	71	10	14	7	1	1	–	8	20	17
2221	33	27	31	31	27	31	23	25	21	7	2	10	1	–	–	2	–	–
2222	303	259	269	254	259	269	202	218	221	48	37	47	4	4	1	49	–	–
2223	25	14	8	22	14	8	21	12	7	1	2	1	–	–	–	3	–	–
2229	436	326	222	383	325	221	316	271	177	63	46	44	4	8	–	53	1	1
2311	104	147	100	93	142	96	87	125	90	6	17	6	–	–	–	11	5	4
2312	1	–	–	–	–	–	–	–	–	–	–	–	–	–	–	1	–	–
2319	48	41	21	47	41	21	41	37	20	6	4	1	–	–	–	1	–	–
2320	54	47	34	53	46	33	45	36	28	7	9	5	1	1	–	1	1	1
2330	415	359	301	313	359	301	270	319	249	42	38	51	1	2	1	102	–	–
2341	–	–	1	–	–	1	–	–	–	–	–	1	–	–	–	–	–	–
2342	139	115	73	100	115	73	88	102	68	12	13	5	–	–	–	39	–	–
2349	36	25	34	31	25	34	24	17	24	7	8	10	–	–	–	5	–	–
2391	51	39	37	35	39	37	30	34	31	4	5	5	1	–	1	16	–	–
2392	17	17	13	14	17	13	12	14	11	2	2	2	–	1	–	3	–	–
2399	28	23	13	23	23	13	21	19	12	2	3	1	–	1	–	5	–	–
2412	–	3	–	–	3	–	–	3	–	–	–	–	–	–	–	–	–	–
2421	4	5	2	4	5	2	4	4	1	–	1	1	–	–	–	–	–	–
2422	2	2	1	2	–	1	2	–	1	–	–	–	–	–	–	–	2	–
2423	2	7	2	2	7	2	2	7	2	–	–	–	–	–	–	–	–	–
2424	19	24	10	16	24	10	14	24	10	2	–	–	–	–	–	3	–	–
2431	34	28	13	34	28	13	27	23	13	7	5	–	–	–	–	–	–	–
2439	2	3	6	2	3	6	2	3	5	–	–	1	–	–	–	–	–	–
2441	87	55	41	76	55	41	64	44	32	12	8	7	–	3	2	11	–	–
2443	5	1	4	5	1	4	5	1	4	–	–	–	–	–	–	–	–	–
2449	11	7	7	8	7	7	8	4	6	–	3	1	–	–	–	3	–	–
2451	101	45	35	95	45	35	78	43	33	5	2	2	12	–	–	6	–	–
2452	56	59	48	51	57	44	34	46	37	13	10	6	4	1	1	5	2	4
2511	197	185	146	162	178	145	139	159	129	23	15	16	–	4	–	35	7	1
2512	189	152	144	153	149	144	126	127	130	23	20	13	4	2	1	36	3	–
2513	27	30	29	23	30	29	20	30	28	3	–	1	–	–	–	4	–	–
2521	31	17	21	25	17	21	20	14	18	4	3	3	1	–	–	6	–	–
2522	1	11	14	1	–	5	1	–	5	–	–	–	–	–	–	–	11	9
2531	11	5	3	8	5	3	8	4	3	–	1	–	–	–	–	3	–	–
2532	95	59	74	87	59	74	78	54	68	8	5	6	1	–	–	8	–	–
2539	152	143	81	127	143	81	109	121	63	17	22	15	1	–	3	25	–	–
2541	3	–	–	–	–	–	–	–	–	–	–	–	–	–	–	3	–	–
2542	77	70	77	64	70	77	53	57	57	10	11	19	1	2	1	13	–	–
2543	38	34	25	38	34	25	34	29	21	4	4	4	–	1	–	–	–	–
2550	–	1	1	–	1	1	–	1	1	–	–	–	–	–	–	–	–	–
2591	43	28	22	41	28	22	36	24	20	5	4	2	–	–	–	2	–	–
2592	61	46	38	47	46	38	41	42	29	6	4	8	–	–	1	14	–	–
2593	54	47	33	34	47	33	30	42	26	4	5	7	–	–	–	20	–	–
2599	284	215	190	242	215	190	207	186	157	33	25	31	2	4	2	42	–	–
2610	39	18	18	35	18	18	21	10	12	14	8	6	–	–	–	4	–	–
2621	75	56	40	74	56	40	36	27	25	37	26	14	1	3	1	1	–	–
2622	9	8	6	8	8	6	6	6	2	2	2	4	–	–	–	1	–	–
2631	10	7	5	8	7	5	5	5	4	3	2	–	–	–	1	2	–	–
2632	9	5	2	9	5	2	7	5	1	1	–	1	1	–	–	–	–	–
2640	45	19	28	33	19	28	27	13	24	5	5	3	1	1	1	12	–	–
2651	18	11	9	18	11	9	12	7	6	6	2	3	–	2	–	–	–	–
2652	–	1	1	–	1	1	–	1	1	–	–	–	–	–	–	–	–	–
2660	2	4	2	1	4	2	1	2	1	–	2	1	–	–	–	1	–	–
2670	2	–	–	2	–	–	2	–	–	–	–	–	–	–	–	–	–	–
2680	1	1	–	1	1	–	1	1	–	–	–	–	–	–	–	–	–	–
2710	56	43	29	48	43	29	39	35	23	9	8	6	–	–	–	8	–	–
2721	–	1	–	–	–	–	–	–	–	–	–	–	–	–	–	–	1	–
2722	53	74	57	42	74	55	36	57	48	6	15	7	–	2	–	11	–	2
2731	86	41	30	79	39	30	66	29	20	13	6	9	–	4	1	7	2	–
2732	18	17	2	18	17	2	13	14	2	4	3	–	1	–	–	–	–	–
2733	45	55	36	41	55	36	30	39	30	8	13	5	3	3	1	4	–	–
2740	22	14	18	17	14	18	14	13	15	2	1	3	1	–	–	5	–	–
2751	188	135	76	167	130	74	125	99	50	39	17	12	3	14	12	21	5	2
2759	24	14	15	22	14	15	18	10	12	4	2	3	–	2	–	2	–	–
2790	22	16	19	19	16	19	14	13	17	5	3	2	–	–	–	3	–	–
2811	5	8	10	5	4	8	3	2	7	2	2	1	–	–	–	–	4	2
2812	14	14	17	13	12	17	12	9	14	1	3	3	–	–	–	1	2	–
2813	31	16	18	26	15	18	22	9	17	4	6	1	–	–	–	5	1	–
2814	2	9	3	2	9	3	2	8	2	–	1	1	–	–	–	–	–	–
2815	8	17	9	8	17	9	5	13	7	3	4	2	–	–	–	–	–	–
2821	29	26	12	27	24	11	21	18	10	5	6	1	1	–	–	2	2	1
2822	95	62	44	89	62	44	76	56	34	13	5	7	–	1	3	6	–	–
2823	106	99	86	97	99	86	82	84	70	14	14	15	1	1	1	9	–	–

Capítulo 22 - Paraná

22.1 - Quantidade de acidentes do trabalho, por situação do registro e motivo, segundo a Classificação Nacional de Atividades Econômicas (CNAE), no estado do Paraná - 2013/2015

(continuação)

CNAE	QUANTIDADE DE ACIDENTES DO TRABALHO																	
	Total			Com CAT Registrada												Sem CAT Registrada		
				Total			Motivo											
							Típico			Trajeto			Doença do Trabalho					
	2013	2014	2015	2013	2014	2015	2013	2014	2015	2013	2014	2015	2013	2014	2015	2013	2014	2015
2824	9	13	5	8	13	5	7	9	4	1	4	–	–	–	1	1	–	–
2825	15	3	7	13	3	7	11	3	6	2	–	1	–	–	–	2	–	–
2829	123	114	115	101	114	115	80	93	104	18	21	11	3	–	–	22	–	–
2831	86	81	33	83	81	33	67	59	28	15	19	4	1	3	1	3	–	–
2832	3	1	2	3	1	2	3	1	–	–	–	2	–	–	–	–	–	–
2833	224	190	177	195	189	171	180	164	157	15	21	14	–	4	–	29	1	6
2840	26	25	40	19	25	40	15	23	32	3	2	8	1	–	–	7	–	–
2851	58	33	63	57	33	63	47	28	53	9	5	9	1	–	1	1	–	–
2852	8	5	5	7	5	5	6	3	5	1	2	–	–	–	–	1	–	–
2853	19	16	11	18	16	11	14	11	9	4	5	2	–	–	–	1	–	–
2854	6	5	9	6	5	9	5	5	8	1	–	1	–	–	–	–	–	–
2861	17	9	12	14	9	12	12	7	9	2	2	3	–	–	–	3	–	–
2862	39	45	36	36	45	36	30	39	29	5	5	7	1	1	–	3	–	–
2863	6	5	5	6	5	5	6	3	4	–	2	1	–	–	–	–	–	–
2865	12	7	18	10	7	18	8	5	18	1	2	–	1	–	–	2	–	–
2866	25	15	6	22	15	6	19	12	4	3	3	2	–	–	–	3	–	–
2869	93	72	88	87	72	88	73	61	79	14	10	9	–	1	–	6	–	–
2910	382	244	208	374	244	208	331	199	181	21	29	18	22	16	9	8	–	–
2920	221	174	103	219	174	102	188	137	83	30	34	18	1	3	1	2	–	1
2930	206	225	262	161	225	262	137	195	244	22	30	16	2	–	2	45	–	–
2941	285	348	282	271	348	282	234	309	255	30	30	24	7	9	3	14	–	–
2942	3	4	5	3	4	5	3	4	4	–	–	1	–	–	–	–	–	–
2944	61	40	27	51	40	27	46	34	24	5	6	3	–	–	–	10	–	–
2945	118	31	16	57	31	16	33	9	4	16	12	12	8	10	–	61	–	–
2949	363	282	193	344	282	193	284	213	158	47	33	31	13	36	4	19	–	–
2950	19	15	18	16	15	18	8	14	13	8	1	5	–	–	–	3	–	–
3011	2	2	3	2	2	3	1	2	3	1	–	–	–	–	–	–	–	–
3012	5	5	1	4	5	1	4	4	1	–	1	–	–	–	–	1	–	–
3091	17	8	4	11	8	4	9	5	3	2	3	1	–	–	–	6	–	–
3092	8	9	30	7	9	30	5	8	24	2	1	6	–	–	–	1	–	–
3099	5	3	3	5	3	3	3	1	2	2	2	1	–	–	–	–	–	–
3101	813	550	428	532	550	428	436	442	342	92	105	85	4	3	1	281	–	–
3102	159	163	103	135	163	103	114	142	78	20	19	24	1	2	1	24	–	–
3103	33	14	20	17	14	20	14	10	15	3	4	5	–	–	–	16	–	–
3104	75	46	36	58	46	36	46	31	26	12	14	10	–	1	–	17	–	–
3211	2	1	5	–	1	5	–	–	1	–	1	4	–	–	–	2	–	–
3212	1	1	1	1	1	1	1	1	1	–	–	–	–	–	–	–	–	–
3220	1	–	2	1	–	2	1	–	2	–	–	–	–	–	–	–	–	–
3230	10	25	25	9	12	4	7	10	3	2	2	1	–	–	–	1	13	21
3240	22	36	22	18	36	22	16	30	17	2	6	5	–	–	–	4	–	–
3250	88	55	74	84	55	74	58	39	59	26	13	15	–	3	–	4	–	–
3291	21	27	18	14	21	11	11	18	10	3	3	1	–	–	–	7	6	7
3292	64	52	32	43	52	32	33	43	21	10	8	11	–	1	–	21	–	–
3299	113	70	70	104	70	70	87	61	58	16	9	12	1	–	–	9	–	–
3311	8	15	11	7	15	11	3	15	11	4	–	–	–	–	–	1	–	–
3312	1	3	4	1	3	4	1	1	3	–	2	1	–	–	–	–	–	–
3313	10	10	5	9	10	5	7	9	3	2	1	2	–	–	–	1	–	–
3314	89	71	73	75	71	73	53	58	56	21	13	17	1	–	–	14	–	–
3315	8	13	7	8	13	7	8	10	6	–	1	1	–	2	–	–	–	–
3316	–	3	–	–	3	–	–	–	–	–	3	–	–	–	–	–	–	–
3317	–	2	4	–	2	4	–	1	3	–	1	1	–	–	–	–	–	–
3319	9	10	11	6	10	11	6	9	11	–	1	–	–	–	–	3	–	–
3321	48	22	27	36	22	27	27	17	17	9	5	9	–	–	1	12	–	–
3329	15	9	8	12	9	8	8	8	4	3	1	4	1	–	–	3	–	–
3511	75	94	88	72	88	82	59	64	58	13	22	20	–	2	4	3	6	6
3512	11	12	7	11	12	7	10	3	6	1	8	1	–	1	–	–	–	–
3513	1	1	–	1	1	–	1	–	–	–	1	–	–	–	–	–	–	–
3514	218	160	149	198	160	149	150	114	108	36	38	34	12	8	7	20	–	–
3520	3	4	2	3	4	2	3	3	2	–	1	–	–	–	–	–	–	–
3600	579	544	436	565	544	436	497	460	378	68	82	55	–	2	3	14	–	–
3701	2	4	10	2	4	10	1	4	8	1	–	2	–	–	–	–	–	–
3702	49	18	9	47	18	9	42	18	8	4	–	1	1	–	–	2	–	–
3811	498	434	303	477	434	303	393	371	268	61	44	27	23	19	8	21	–	–
3812	17	3	2	14	3	2	11	3	2	3	–	–	–	–	–	3	–	–
3821	48	24	41	47	24	41	40	21	34	6	3	7	1	–	–	1	–	–
3822	20	16	21	20	16	21	19	12	19	1	4	2	–	–	–	–	–	–
3831	37	34	23	26	34	23	24	30	20	2	4	3	–	–	–	11	–	–
3832	44	29	26	34	29	26	32	25	23	2	4	3	–	–	–	10	–	–
3839	55	29	47	48	29	47	31	18	39	17	11	8	–	–	–	7	–	–
3900	4	4	1	4	4	1	4	4	–	–	–	1	–	–	–	–	–	–
4110	319	265	345	269	265	345	231	226	304	34	35	41	4	4	–	50	–	–
4120	1.452	1.216	1.005	1.136	1.212	1.003	990	1.022	872	136	183	127	10	7	4	316	4	2
4211	431	304	307	383	304	307	344	269	273	35	33	31	4	2	3	48	–	–
4212	52	78	47	46	78	47	42	75	45	4	3	2	–	–	–	6	–	–
4213	45	43	35	32	43	35	24	36	31	8	6	4	–	1	–	13	–	–
4221	370	265	230	353	200	162	334	180	146	19	19	15	–	1	1	17	65	68
4222	41	33	34	23	33	34	19	28	28	4	5	6	–	–	–	18	–	–
4223	2	20	16	2	20	14	–	16	9	2	4	5	–	–	–	–	–	2

Capítulo 22 - Paraná

22.1 - Quantidade de acidentes do trabalho, por situação do registro e motivo, segundo a Classificação Nacional de Atividades Econômicas (CNAE), no estado do Paraná - 2013/2015

(continuação)

CNAE	QUANTIDADE DE ACIDENTES DO TRABALHO																	
	Total			Com CAT Registrada												Sem CAT Registrada		
				Total			Motivo											
							Típico			Trajeto			Doença do Trabalho					
	2013	2014	2015	2013	2014	2015	2013	2014	2015	2013	2014	2015	2013	2014	2015	2013	2014	2015
4291	12	3	10	12	3	10	10	3	10	2	–	–	–	–	–	–	–	–
4292	67	40	121	50	40	121	44	35	113	6	5	8	–	–	–	17	–	–
4299	89	101	36	76	101	36	68	91	31	7	9	4	1	1	1	13	–	–
4311	1	2	5	–	2	5	–	1	5	–	1	–	–	–	–	1	–	–
4312	7	2	3	6	2	3	5	1	3	1	1	–	–	–	–	1	–	–
4313	51	65	42	40	65	42	32	50	34	8	15	8	–	–	–	11	–	–
4319	2	1	–	2	1	–	2	–	–	–	1	–	–	–	–	–	–	–
4321	154	155	149	127	155	149	99	123	121	25	30	28	3	2	–	27	–	–
4322	70	57	39	55	57	39	40	42	31	14	14	8	1	1	–	15	–	–
4329	53	20	21	44	20	21	32	17	15	12	3	6	–	–	–	9	–	–
4330	191	120	97	146	120	97	122	101	70	20	19	26	4	–	1	45	–	–
4391	59	58	52	49	58	52	47	53	47	–	5	5	2	–	–	10	–	–
4399	241	183	142	184	183	142	157	156	106	25	25	34	2	2	2	57	–	–
4511	257	266	207	226	265	205	164	172	142	62	90	62	–	3	1	31	1	2
4512	1	11	8	1	1	–	–	1	–	1	–	–	–	–	–	–	10	8
4520	239	184	158	182	184	158	136	124	107	45	55	51	1	5	–	57	–	–
4530	466	389	314	373	389	314	259	271	229	111	116	83	3	2	2	93	–	–
4541	59	44	36	45	40	32	27	21	10	18	19	22	–	–	–	14	4	4
4542	–	1	–	–	–	–	–	–	–	–	–	–	–	–	–	–	1	–
4543	5	4	4	5	2	4	3	–	1	2	2	3	–	–	–	–	2	–
4611	2	2	1	1	1	1	1	–	1	–	1	–	–	–	–	1	1	–
4612	2	1	2	2	1	2	2	1	2	–	–	–	–	–	–	–	–	–
4613	1	–	–	1	–	–	1	–	–	–	–	–	–	–	–	–	–	–
4614	1	6	2	1	6	2	1	6	–	–	–	2	–	–	–	–	–	–
4615	–	1	–	–	1	–	–	1	–	–	–	–	–	–	–	–	–	–
4616	–	1	3	–	1	3	–	–	1	–	1	2	–	–	–	–	–	–
4617	4	4	4	3	4	4	2	3	1	1	1	3	–	–	–	1	–	–
4618	1	2	1	1	2	1	–	2	–	1	–	1	–	–	–	–	–	–
4619	7	9	3	2	9	3	1	7	2	–	2	1	1	–	–	5	–	–
4621	3	1	3	2	1	3	2	1	1	–	–	2	–	–	–	1	–	–
4622	46	42	36	42	42	36	36	33	29	6	9	7	–	–	–	4	–	–
4623	348	277	259	293	277	259	242	236	212	48	40	41	3	1	6	55	–	–
4631	13	11	8	10	11	8	3	9	7	7	2	1	–	–	–	3	–	–
4632	222	158	148	187	158	148	173	135	132	14	23	13	–	–	3	35	–	–
4633	32	23	35	21	23	35	14	17	28	7	6	7	–	–	–	11	–	–
4634	69	60	41	54	60	41	41	52	26	12	8	14	1	–	1	15	–	–
4635	223	172	137	205	172	137	157	134	113	47	38	24	1	–	–	18	–	–
4636	5	4	1	5	4	1	3	3	–	2	1	1	–	–	–	–	–	–
4637	48	38	36	39	38	36	24	28	22	15	10	14	–	–	–	9	–	–
4639	93	62	53	75	62	53	49	38	31	26	24	22	–	–	–	18	–	–
4641	10	14	11	8	14	11	5	10	8	3	4	3	–	–	–	2	–	–
4642	14	23	21	13	23	21	7	10	10	6	12	11	–	1	–	1	–	–
4643	3	1	–	3	1	–	1	–	–	2	1	–	–	–	–	–	–	–
4644	24	9	13	20	9	13	12	8	9	8	1	3	–	–	1	4	–	–
4645	11	11	20	9	11	20	3	8	11	6	3	9	–	–	–	2	–	–
4646	15	11	14	13	11	14	8	9	5	5	2	9	–	–	–	2	–	–
4647	10	9	14	8	9	14	5	8	7	3	1	7	–	–	–	2	–	–
4649	52	37	40	44	37	40	31	23	29	11	14	11	2	–	–	8	–	–
4651	14	10	12	13	10	12	9	4	5	4	6	7	–	–	–	1	–	–
4652	4	10	10	4	10	10	2	6	8	2	4	1	–	–	1	–	–	–
4661	60	87	72	51	87	72	38	63	57	12	23	15	1	1	–	9	–	–
4662	2	7	4	2	7	4	2	5	3	–	2	1	–	–	–	–	–	–
4663	41	25	41	33	25	41	23	19	29	10	5	12	–	1	–	8	–	–
4664	1	2	1	1	2	1	1	2	1	–	–	–	–	–	–	–	–	–
4665	10	12	9	9	12	9	8	8	5	1	3	4	–	1	–	1	–	–
4669	18	23	23	17	23	23	13	17	16	4	6	7	–	–	–	1	–	–
4671	56	39	43	44	39	43	41	32	32	3	7	11	–	–	–	12	–	–
4672	23	34	20	21	34	20	17	24	16	4	10	4	–	–	–	2	–	–
4673	20	10	11	19	10	11	13	8	7	6	2	4	–	–	–	1	–	–
4674	2	1	1	2	1	1	1	1	1	1	–	–	–	–	–	–	–	–
4679	92	89	83	85	89	83	77	83	75	8	6	8	–	–	–	7	–	–
4681	24	17	29	20	17	29	17	10	19	3	6	8	–	1	2	4	–	–
4682	49	38	57	46	38	57	40	30	51	5	8	6	1	–	–	3	–	–
4683	81	50	41	57	50	41	43	41	32	14	9	9	–	–	–	24	–	–
4684	25	35	30	24	35	30	20	29	25	4	5	5	–	1	–	1	–	–
4685	54	36	36	52	36	36	49	33	31	3	3	4	–	–	1	2	–	–
4686	18	20	15	14	20	15	12	13	8	2	7	7	–	–	–	4	–	–
4687	125	98	61	102	98	61	94	86	52	8	12	9	–	–	–	23	–	–
4689	45	41	38	42	41	38	31	28	32	11	13	6	–	–	–	3	–	–
4691	72	55	80	58	55	80	45	49	58	13	6	22	–	–	–	14	–	–
4692	35	24	32	27	24	32	24	19	29	3	5	3	–	–	–	8	–	–
4693	78	49	56	65	49	56	56	44	49	9	4	7	–	1	–	13	–	–
4711	1.686	1.621	1.666	1.454	1.621	1.666	1.210	1.351	1.377	240	258	287	4	12	2	232	–	–
4712	164	105	108	112	105	108	87	76	79	24	25	27	1	4	2	52	–	–
4713	80	68	61	69	68	61	44	45	39	25	22	20	–	1	2	11	–	–
4721	119	104	87	85	104	87	64	79	63	21	24	22	–	1	2	34	–	–
4722	60	41	43	44	41	43	29	34	35	15	7	7	–	–	1	16	–	–
4723	42	33	25	29	33	25	18	22	15	11	10	9	–	1	1	13	–	–

Capítulo 22 - Paraná

22.1 - Quantidade de acidentes do trabalho, por situação do registro e motivo, segundo a Classificação Nacional de Atividades Econômicas (CNAE), no estado do Paraná - 2013/2015

(continuação)

CNAE	QUANTIDADE DE ACIDENTES DO TRABALHO																	
	Total			Com CAT Registrada												Sem CAT Registrada		
				Total			Motivo											
							Típico			Trajeto			Doença do Trabalho					
	2013	2014	2015	2013	2014	2015	2013	2014	2015	2013	2014	2015	2013	2014	2015	2013	2014	2015
4724	14	10	13	11	10	13	6	9	9	5	1	4	–	–	–	3	–	–
4729	100	101	83	73	101	83	55	77	59	18	22	24	–	2	–	27	–	–
4731	187	162	150	139	162	150	79	82	81	59	79	68	1	1	1	48	–	–
4732	9	7	9	6	7	9	3	4	6	3	3	3	–	–	–	3	–	–
4741	41	23	28	28	23	28	19	18	18	9	5	10	–	–	–	13	–	–
4742	52	55	52	39	55	52	35	41	40	4	14	12	–	–	–	13	–	–
4743	74	52	49	59	52	49	48	46	41	10	5	8	1	1	–	15	–	–
4744	583	503	439	426	503	439	325	392	334	91	100	101	10	11	4	157	–	–
4751	55	41	44	43	41	44	24	18	26	19	23	17	–	–	1	12	–	–
4752	26	26	24	21	26	24	17	15	19	4	9	4	–	2	1	5	–	–
4753	157	149	126	129	149	126	79	96	86	49	50	40	1	3	–	28	–	–
4754	164	139	100	131	139	100	79	93	62	51	42	33	1	4	5	33	–	–
4755	35	24	12	20	24	12	8	13	6	12	11	5	–	–	1	15	–	–
4756	3	–	–	2	–	–	–	–	–	2	–	–	–	–	–	1	–	–
4757	27	25	24	20	25	24	11	20	10	8	5	14	1	–	–	7	–	–
4759	62	43	48	45	43	48	36	33	29	9	10	18	–	–	1	17	–	–
4761	47	41	41	38	41	41	22	27	26	16	14	14	–	–	1	9	–	–
4762	3	–	–	1	–	–	1	–	–	–	–	–	–	–	–	2	–	–
4763	34	30	25	23	30	25	10	15	16	11	15	9	2	–	–	11	–	–
4771	135	192	167	98	192	167	57	118	97	41	72	70	–	2	–	37	–	–
4772	31	20	32	26	20	32	20	12	11	6	7	20	–	1	1	5	–	–
4773	20	17	9	18	17	9	11	11	7	7	5	2	–	1	–	2	–	–
4774	5	10	8	3	10	8	1	5	6	2	5	2	–	–	–	2	–	–
4781	167	145	137	125	145	137	75	82	74	47	61	62	3	2	1	42	–	–
4782	81	63	66	65	63	66	32	43	43	32	20	23	1	–	–	16	–	–
4783	10	8	7	8	8	7	6	3	3	2	5	4	–	–	–	2	–	–
4784	55	51	43	42	51	43	28	41	34	11	10	9	3	–	–	13	–	–
4785	12	5	1	11	5	1	10	5	1	1	–	–	–	–	–	1	–	–
4789	287	223	200	231	223	200	164	165	124	67	57	75	–	1	1	56	–	–
4911	94	92	88	84	92	88	75	79	77	9	13	11	–	–	–	10	–	–
4921	229	178	190	167	178	190	109	97	103	58	81	86	–	–	1	62	–	–
4922	108	68	61	87	68	61	59	41	33	27	27	28	1	–	–	21	–	–
4923	7	5	6	5	5	6	4	3	5	1	2	1	–	–	–	2	–	–
4924	5	6	4	3	6	4	3	6	3	–	–	1	–	–	–	2	–	–
4929	26	31	42	20	31	42	14	16	24	6	15	18	–	–	–	6	–	–
4930	1.266	1.164	1.155	989	1.163	1.154	762	909	919	213	241	223	14	13	12	277	1	1
4940	6	5	7	6	5	7	5	4	7	1	1	–	–	–	–	–	–	–
5021	4	2	–	4	2	–	4	1	–	–	1	–	–	–	–	–	–	–
5030	4	6	7	4	1	3	3	1	3	1	–	–	–	–	–	–	5	4
5091	5	5	2	3	5	2	1	4	1	1	1	1	1	–	–	2	–	–
5111	31	63	48	25	34	18	15	21	8	10	13	10	–	–	–	6	29	30
5112	3	6	1	3	2	1	1	1	1	2	1	–	–	–	–	–	4	–
5120	4	4	5	4	4	5	2	3	2	2	1	3	–	–	–	–	–	–
5211	218	165	144	190	159	142	142	123	105	48	36	36	–	–	1	28	6	2
5212	59	66	49	44	34	38	33	23	30	11	11	8	–	–	–	15	32	11
5221	91	86	75	87	85	74	71	78	55	16	7	19	–	–	–	4	1	1
5223	46	25	29	45	25	29	24	13	17	20	12	12	1	–	–	1	–	–
5229	36	27	18	30	27	18	23	19	14	6	8	4	1	–	–	6	–	–
5231	82	95	106	78	95	106	61	77	84	17	18	21	–	–	1	4	–	–
5232	–	2	1	–	–	–	–	–	–	–	–	–	–	–	–	–	2	1
5239	1	2	1	1	2	1	1	2	1	–	–	–	–	–	–	–	–	–
5240	55	36	26	51	36	26	38	22	12	13	14	14	–	–	–	4	–	–
5250	60	44	32	55	44	31	40	24	22	13	18	9	2	2	–	5	–	1
5310	965	931	1.026	897	931	1.026	794	803	919	89	92	69	14	36	38	68	–	–
5320	114	89	62	85	89	62	59	55	45	24	34	16	2	–	1	29	–	–
5510	254	224	283	173	224	283	133	177	228	40	44	55	–	3	–	81	–	–
5590	2	2	2	1	2	2	1	2	1	–	–	1	–	–	–	1	–	–
5611	811	715	631	631	715	631	483	545	493	143	162	127	5	8	11	180	–	–
5612	5	2	2	5	2	2	3	1	2	2	1	–	–	–	–	–	–	–
5620	591	443	375	518	443	375	385	366	303	50	66	64	83	11	8	73	–	–
5811	7	5	4	6	5	4	3	–	2	3	5	2	–	–	–	1	–	–
5812	7	–	1	7	–	1	4	–	1	3	–	–	–	–	–	–	–	–
5813	1	–	1	–	–	1	–	–	1	–	–	–	–	–	–	1	–	–
5819	3	7	11	2	7	11	1	2	6	1	5	5	–	–	–	1	–	–
5821	44	38	17	44	38	17	32	29	15	12	9	2	–	–	–	–	–	–
5822	40	27	26	37	27	26	28	23	16	9	4	10	–	–	–	3	–	–
5823	2	–	1	1	–	1	1	–	–	–	–	1	–	–	–	1	–	–
5829	49	40	39	48	40	39	37	31	31	10	8	8	1	1	–	1	–	–
5911	5	1	2	5	1	1	3	1	1	2	–	–	–	–	–	–	–	1
5912	1	–	1	1	–	1	–	–	1	1	–	–	–	–	–	–	–	–
5914	3	5	4	2	5	4	2	4	3	–	1	1	–	–	–	1	–	–
6010	2	10	6	1	2	3	1	1	1	–	1	2	–	–	–	1	8	3
6021	21	16	25	19	14	22	12	9	12	7	5	10	–	–	–	2	2	3
6022	1	–	1	1	–	–	1	–	–	–	–	–	–	–	–	–	–	1
6110	103	97	96	82	97	96	59	54	42	22	42	53	1	1	1	21	–	–
6120	20	15	12	18	15	12	11	7	7	6	8	5	1	–	–	2	–	–
6141	17	10	1	16	10	1	13	7	1	3	3	–	–	–	–	1	–	–

Capítulo 22 - Paraná

22.1 - Quantidade de acidentes do trabalho, por situação do registro e motivo, segundo a Classificação Nacional de Atividades Econômicas (CNAE), no estado do Paraná - 2013/2015

(continuação)

CNAE	QUANTIDADE DE ACIDENTES DO TRABALHO																	
	Total			Com CAT Registrada												Sem CAT Registrada		
				Total			Motivo											
							Típico			Trajeto			Doença do Trabalho					
	2013	2014	2015	2013	2014	2015	2013	2014	2015	2013	2014	2015	2013	2014	2015	2013	2014	2015
6142	–	–	1	–	–	1	–	–	1	–	–	–	–	–	–	–	–	–
6190	24	18	20	20	18	20	14	12	15	6	6	5	–	–	–	4	–	–
6201	17	105	79	13	10	13	5	2	3	8	8	10	–	–	–	4	95	66
6202	12	10	11	12	10	11	2	5	6	10	5	5	–	–	–	–	–	–
6203	15	14	18	14	14	18	2	6	7	11	8	11	1	–	–	1	–	–
6204	12	11	7	11	11	7	2	7	2	9	4	4	–	–	1	1	–	–
6209	18	22	33	15	22	33	8	8	19	7	14	14	–	–	–	3	–	–
6311	23	24	15	23	21	13	8	5	4	15	16	9	–	–	–	–	3	2
6319	2	–	1	2	–	1	–	–	–	2	–	1	–	–	–	–	–	–
6399	2	3	–	2	3	–	1	1	–	1	2	–	–	–	–	–	–	–
6421	74	92	86	64	92	86	46	84	76	13	7	9	5	1	1	10	–	–
6422	375	345	307	309	345	307	48	67	54	30	40	34	231	238	219	66	–	–
6423	27	19	18	27	19	18	5	1	5	17	15	9	5	3	4	–	–	–
6424	14	15	16	9	15	16	1	4	8	7	11	6	1	–	2	5	–	–
6431	1	–	4	1	–	4	–	–	1	1	–	3	–	–	–	–	–	–
6433	–	1	–	–	1	–	–	1	–	–	–	–	–	–	–	–	–	–
6434	1	1	–	1	1	–	1	1	–	–	–	–	–	–	–	–	–	–
6436	4	3	–	4	3	–	2	2	–	–	1	–	2	–	–	–	–	–
6461	–	2	6	–	2	6	–	1	5	–	1	1	–	–	–	–	–	–
6462	67	55	21	63	55	21	52	40	13	10	14	8	1	1	–	4	–	–
6463	3	–	1	3	–	1	2	–	–	–	–	1	1	–	–	–	–	–
6491	1	–	–	1	–	–	1	–	–	–	–	–	–	–	–	–	–	–
6492	2	–	3	2	–	3	1	–	1	1	–	2	–	–	–	–	–	–
6493	5	2	1	4	2	1	2	1	–	2	1	1	–	–	–	1	–	–
6499	–	3	–	–	3	–	–	2	–	–	1	–	–	–	–	–	–	–
6511	22	8	8	22	8	8	20	3	6	2	5	2	–	–	–	–	–	–
6512	2	–	2	2	–	2	1	–	2	1	–	–	–	–	–	–	–	–
6541	–	–	1	–	–	1	–	–	1	–	–	–	–	–	–	–	–	–
6542	3	–	–	3	–	–	2	–	–	1	–	–	–	–	–	–	–	–
6550	75	58	58	69	58	58	26	31	39	43	27	19	–	–	–	6	–	–
6611	–	–	1	–	–	–	–	–	–	–	–	–	–	–	–	–	–	1
6612	1	4	3	1	4	3	–	1	1	1	3	2	–	–	–	–	–	–
6613	–	8	9	–	–	1	–	–	–	–	–	1	–	–	–	–	8	8
6619	1	2	2	1	2	2	–	1	–	1	1	2	–	–	–	–	–	–
6622	4	4	9	4	4	9	1	1	3	3	2	6	–	1	–	–	–	–
6629	1	4	1	1	4	1	–	–	–	1	4	1	–	–	–	–	–	–
6630	2	10	4	2	2	–	2	2	–	–	–	–	–	–	–	–	8	4
6810	37	38	38	34	38	38	30	31	32	4	6	6	–	1	–	3	–	–
6821	17	22	15	14	22	15	11	9	6	3	13	9	–	–	–	3	–	–
6822	20	10	12	15	10	12	10	8	9	5	2	3	–	–	–	5	–	–
6911	17	19	28	14	19	28	5	6	6	8	13	21	1	–	1	3	–	–
6912	12	7	5	7	7	5	2	3	1	5	4	4	–	–	–	5	–	–
6920	83	58	81	74	58	81	34	20	34	39	36	46	1	2	1	9	–	–
7010	1	2	–	1	2	–	1	2	–	–	–	–	–	–	–	–	–	–
7020	36	29	24	35	29	24	23	18	5	11	10	18	1	1	1	1	–	–
7111	3	4	1	2	4	1	–	4	1	2	–	–	–	–	–	1	–	–
7112	140	112	130	125	112	130	103	87	98	21	25	31	1	–	1	15	–	–
7119	10	6	4	7	6	4	5	3	3	2	3	1	–	–	–	3	–	–
7120	21	17	17	20	17	17	15	10	10	4	7	7	1	–	–	1	–	–
7210	24	24	18	22	24	18	14	18	17	6	6	1	2	–	–	2	–	–
7220	–	2	6	–	2	5	–	2	3	–	–	2	–	–	–	–	–	1
7311	4	12	14	4	3	2	2	1	2	2	2	–	–	–	–	–	9	12
7312	8	12	11	7	12	11	6	8	10	1	4	1	–	–	–	1	–	–
7319	22	17	20	19	17	20	10	9	8	9	8	12	–	–	–	3	–	–
7320	3	2	–	2	1	–	1	–	–	1	1	–	–	–	–	1	1	–
7410	2	2	5	1	2	5	1	1	4	–	1	1	–	–	–	1	–	–
7420	10	12	8	9	6	2	4	5	–	5	1	2	–	–	–	1	6	6
7490	16	11	5	14	11	5	8	7	3	6	4	2	–	–	–	2	–	–
7500	7	3	7	7	3	7	7	1	7	–	2	–	–	–	–	–	–	–
7711	15	26	19	13	26	19	10	18	12	3	8	7	–	–	–	2	–	–
7719	7	2	5	5	2	5	5	2	4	–	–	1	–	–	–	2	–	–
7721	2	1	–	2	1	–	1	1	–	1	–	–	–	–	–	–	–	–
7722	3	1	1	2	1	1	–	–	1	2	1	–	–	–	–	1	–	–
7723	10	2	7	6	2	7	3	1	5	3	1	2	–	–	–	4	–	–
7729	2	6	4	2	6	4	1	6	4	1	–	–	–	–	–	–	–	–
7731	4	1	1	2	1	1	1	1	–	1	–	1	–	–	–	2	–	–
7732	61	48	37	57	48	37	49	37	28	6	11	9	2	–	–	4	–	–
7733	1	5	2	1	3	1	–	1	1	1	2	–	–	–	–	–	2	1
7739	43	48	61	37	48	61	28	40	48	9	8	12	–	–	1	6	–	–
7740	8	9	4	8	9	4	5	6	1	3	3	3	–	–	–	–	–	–
7810	34	20	18	30	20	18	16	7	7	14	13	11	–	–	–	4	–	–
7820	209	187	196	164	187	196	77	102	115	86	82	79	1	3	2	45	–	–
7830	58	50	40	44	50	40	22	31	24	21	19	16	1	–	–	14	–	–
7911	16	14	16	11	14	16	7	10	8	4	4	8	–	–	–	5	–	–
7912	2	1	1	2	1	1	2	1	1	–	–	–	–	–	–	–	–	–
7990	1	1	3	1	1	3	–	–	3	1	1	–	–	–	–	–	–	–
8011	358	295	222	314	292	222	129	122	79	184	170	143	1	–	–	44	3	–

Capítulo 22 - Paraná

22.1 - Quantidade de acidentes do trabalho, por situação do registro e motivo, segundo a Classificação Nacional de Atividades Econômicas (CNAE), no estado do Paraná - 2013/2015

(conclusão)

CNAE	QUANTIDADE DE ACIDENTES DO TRABALHO																	
	Total			Com CAT Registrada												Sem CAT Registrada		
				Total			Motivo											
							Típico			Trajeto			Doença do Trabalho					
	2013	2014	2015	2013	2014	2015	2013	2014	2015	2013	2014	2015	2013	2014	2015	2013	2014	2015
8012	107	93	96	101	93	91	52	41	39	47	49	52	2	3	–	6	–	5
8020	52	58	72	46	58	72	28	35	44	18	23	28	–	–	–	6	–	–
8030	1	11	6	1	–	–	1	–	–	–	–	–	–	–	–	–	11	6
8111	84	85	70	55	85	70	23	33	30	31	52	37	1	–	3	29	–	–
8112	215	195	201	166	195	201	114	144	133	50	49	67	2	2	1	49	–	–
8121	351	291	172	277	290	172	167	180	88	109	110	80	1	–	4	74	1	–
8122	9	12	7	7	11	7	3	4	4	4	6	3	–	1	–	2	1	–
8129	58	52	51	39	52	51	27	33	33	12	19	15	–	–	3	19	–	–
8130	21	29	16	13	25	11	9	22	8	3	3	2	1	–	1	8	4	5
8211	274	211	162	238	204	161	184	148	100	50	56	59	4	–	2	36	7	1
8219	40	47	36	33	47	36	17	25	22	16	22	14	–	–	–	7	–	–
8220	120	93	106	98	93	106	35	31	36	62	60	70	1	2	–	22	–	–
8230	18	25	14	16	25	14	10	21	5	6	4	9	–	–	–	2	–	–
8291	27	46	44	22	32	36	9	15	16	13	17	20	–	–	–	5	14	8
8292	15	11	22	14	11	22	13	10	19	1	1	3	–	–	–	1	–	–
8299	164	140	109	134	140	109	87	93	59	46	46	48	1	1	2	30	–	–
8411	1.159	775	795	800	775	795	632	599	630	158	170	161	10	6	4	359	–	–
8412	23	35	27	21	35	27	17	28	17	4	5	10	–	2	–	2	–	–
8422	1	1	2	1	1	2	1	1	1	–	–	1	–	–	–	–	–	–
8423	7	9	9	7	9	9	6	9	9	–	–	–	1	–	–	–	–	–
8424	3	7	7	1	7	7	1	7	7	–	–	–	–	–	–	2	–	–
8425	–	1	–	–	1	–	–	1	–	–	–	–	–	–	–	–	–	–
8430	5	7	3	5	7	3	2	4	1	3	3	2	–	–	–	–	–	–
8511	16	202	160	13	16	13	10	10	10	3	6	3	–	–	–	3	186	147
8512	41	28	54	31	28	51	24	20	34	7	7	15	–	1	2	10	–	3
8513	106	109	126	87	105	119	68	71	88	19	33	31	–	1	–	19	4	7
8520	134	111	103	59	111	103	35	68	79	24	41	22	–	2	2	75	–	–
8531	416	421	367	402	410	362	309	312	271	93	97	89	–	1	2	14	11	5
8532	66	119	104	62	106	96	46	81	59	16	22	34	–	3	3	4	13	8
8533	9	10	6	8	10	6	7	8	2	1	2	4	–	–	–	1	–	–
8541	4	8	7	3	8	7	2	6	5	1	2	2	–	–	–	1	–	–
8542	–	2	1	–	1	–	–	1	–	–	–	–	–	–	–	–	1	1
8550	11	8	6	9	8	6	3	6	5	6	2	1	–	–	–	2	–	–
8591	2	5	2	1	5	2	1	3	1	–	2	1	–	–	–	1	–	–
8592	3	–	3	2	–	3	1	–	2	1	–	–	–	–	1	1	–	–
8593	10	8	9	9	8	9	4	3	5	5	5	4	–	–	–	1	–	–
8599	126	129	118	106	129	118	60	78	78	45	50	39	1	1	1	20	–	–
8610	3.498	3.460	3.348	3.340	3.460	3.348	2.933	2.992	2.900	397	443	446	10	25	2	158	–	–
8621	20	12	13	18	12	13	13	10	9	5	2	4	–	–	–	2	–	–
8622	7	4	4	7	4	4	5	1	3	2	3	1	–	–	–	–	–	–
8630	172	147	133	156	147	133	123	115	93	31	30	40	2	2	–	16	–	–
8640	272	312	284	262	312	284	191	243	233	69	65	49	2	4	2	10	–	–
8650	13	40	52	12	40	52	8	35	41	4	5	11	–	–	–	1	–	–
8660	10	19	26	9	19	26	7	19	25	1	–	1	1	–	–	1	–	–
8690	53	67	62	48	67	62	40	57	56	8	10	6	–	–	–	5	–	–
8711	10	15	16	7	15	16	6	13	12	1	2	4	–	–	–	3	–	–
8712	2	3	2	2	3	2	1	2	2	1	1	–	–	–	–	–	–	–
8720	18	7	15	18	7	15	14	5	13	4	2	2	–	–	–	–	–	–
8730	19	13	12	16	13	12	13	11	6	2	2	6	1	–	–	3	–	–
8800	179	169	209	171	169	209	139	127	165	30	42	44	2	–	–	8	–	–
9001	6	9	3	4	9	3	1	7	3	3	2	–	–	–	–	2	–	–
9101	14	19	19	14	19	19	7	16	15	7	3	4	–	–	–	–	–	–
9102	–	–	1	–	–	1	–	–	1	–	–	–	–	–	–	–	–	–
9103	13	16	12	11	16	12	9	12	11	2	4	1	–	–	–	2	–	–
9200	1	–	–	–	–	–	–	–	–	–	–	–	–	–	–	1	–	–
9311	1	1	–	1	1	–	–	1	–	1	–	–	–	–	–	–	–	–
9312	74	60	66	59	60	66	45	42	46	14	18	20	–	–	–	15	–	–
9313	14	8	14	12	8	14	8	6	6	4	2	8	–	–	–	2	–	–
9319	12	3	8	7	3	8	5	2	6	2	1	2	–	–	–	5	–	–
9321	2	2	19	1	2	19	1	2	16	–	–	3	–	–	–	1	–	–
9329	19	13	18	13	13	18	10	8	17	3	5	1	–	–	–	6	–	–
9411	32	31	16	28	31	16	25	25	8	3	6	8	–	–	–	4	–	–
9412	89	74	75	77	74	75	58	60	63	19	14	12	–	–	–	12	–	–
9420	72	64	47	63	64	47	28	38	29	31	25	16	4	1	2	9	–	–
9430	291	242	266	231	242	266	138	152	223	91	90	40	2	–	3	60	–	–
9491	66	50	78	43	50	78	33	40	64	8	8	14	2	2	–	23	–	–
9492	–	21	12	–	–	–	–	–	–	–	–	–	–	–	–	–	21	12
9493	–	–	4	–	–	4	–	–	3	–	–	1	–	–	–	–	–	–
9499	51	66	63	42	66	63	32	47	47	10	19	16	–	–	–	9	–	–
9511	9	11	4	9	11	4	6	5	3	2	6	1	1	–	–	–	–	–
9512	3	3	2	2	3	2	1	–	2	1	3	–	–	–	–	1	–	–
9521	18	17	16	13	17	16	11	12	11	2	5	5	–	–	–	5	–	–
9529	17	8	13	11	8	13	8	7	7	3	1	6	–	–	–	6	–	–
9601	64	62	49	52	62	49	43	46	36	9	14	13	–	2	–	12	–	–
9602	10	7	6	8	7	6	5	5	3	3	2	3	–	–	–	2	–	–
9603	15	11	14	14	11	14	11	6	8	3	5	6	–	–	–	1	–	–
9609	8	5	8	5	5	8	3	2	4	2	3	4	–	–	–	3	–	–
9700	14	7	8	14	7	8	11	3	5	3	3	3	–	1	–	–	–	–
9900	–	1	–	–	–	–	–	–	–	–	–	–	–	–	–	–	1	–
Ignorado	1.894	8.448	6.466	210	205	232	183	188	205	27	15	24	–	2	3	1.684	8.243	6.234

Fonte: DATAPREV, CAT, SUB.

Nota: Os dados são preliminares, estando sujeitos a correções.

Capítulo 22 - Paraná

22.2 - Quantidade de acidentes do trabalho, por situação do registro e motivo, segundo os grupos de idade e sexo, no estado do Paraná - 2013/2015

GRUPOS DE IDADE E SEXO	QUANTIDADE DE ACIDENTES DO TRABALHO																	
	Total			Com CAT Registrada												Sem CAT Registrada		
				Total			Motivo											
							Típico			Trajeto			Doença do Trabalho					
	2013	2014	2015	2013	2014	2015	2013	2014	2015	2013	2014	2015	2013	2014	2015	2013	2014	2015
TOTAL	**52.574**	**52.977**	**47.337**	**42.155**	**42.992**	**39.756**	**33.662**	**33.903**	**31.468**	**7.554**	**7.960**	**7.461**	**939**	**1.129**	**827**	**10.419**	**9.985**	**7.581**
Masculino	**35.478**	**35.113**	**31.456**	**29.133**	**29.227**	**26.943**	**23.884**	**23.783**	**21.938**	**4.826**	**4.931**	**4.666**	**423**	**513**	**339**	**6.345**	**5.886**	**4.513**
Feminino	**17.096**	**17.863**	**15.881**	**13.022**	**13.764**	**12.813**	**9.778**	**10.119**	**9.530**	**2.728**	**3.029**	**2.795**	**516**	**616**	**488**	**4.074**	**4.099**	**3.068**
Ignorado	**–**	**1**	**–**	**–**	**1**	**–**	**–**	**1**	**–**	**–**	**–**	**–**	**–**	**–**	**–**	**–**	**–**	**–**
Até 19 anos	2.483	2.342	1.756	2.208	2.109	1.614	1.739	1.675	1.236	457	418	368	12	16	10	275	233	142
Masculino	1.968	1.781	1.327	1.745	1.603	1.207	1.387	1.302	951	347	294	249	11	7	7	223	178	120
Feminino	515	561	429	463	506	407	352	373	285	110	124	119	1	9	3	52	55	22
Ignorado	–	–	–	–	–	–	–	–	–	–	–	–	–	–	–	–	–	–
20 a 24 anos	8.322	8.291	7.437	7.331	7.445	6.715	5.816	5.855	5.236	1.464	1.510	1.430	51	80	49	991	846	722
Masculino	6.231	6.104	5.539	5.518	5.514	5.024	4.483	4.460	4.046	1.004	1.012	957	31	42	21	713	590	515
Feminino	2.091	2.187	1.898	1.813	1.931	1.691	1.333	1.395	1.190	460	498	473	20	38	28	278	256	207
Ignorado	–	–	–	–	–	–	–	–	–	–	–	–	–	–	–	–	–	–
25 a 29 anos	8.457	8.417	7.525	7.339	7.309	6.640	5.862	5.654	5.178	1.387	1.542	1.379	90	113	83	1.118	1.108	885
Masculino	5.767	5.581	5.137	5.077	4.948	4.578	4.142	3.951	3.666	890	944	879	45	53	33	690	633	559
Feminino	2.690	2.836	2.388	2.262	2.361	2.062	1.720	1.703	1.512	497	598	500	45	60	50	428	475	326
Ignorado	–	–	–	–	–	–	–	–	–	–	–	–	–	–	–	–	–	–
30 a 34 anos	7.962	7.983	7.070	6.668	6.778	6.171	5.364	5.328	4.877	1.181	1.283	1.174	123	167	120	1.294	1.205	899
Masculino	5.261	5.267	4.606	4.516	4.568	4.087	3.729	3.688	3.328	740	808	711	47	72	48	745	699	519
Feminino	2.701	2.716	2.464	2.152	2.210	2.084	1.635	1.640	1.549	441	475	463	76	95	72	549	506	380
Ignorado	–	–	–	–	–	–	–	–	–	–	–	–	–	–	–	–	–	–
35 a 39 anos	6.742	7.132	6.386	5.364	5.699	5.418	4.300	4.548	4.334	913	981	944	151	170	140	1.378	1.433	968
Masculino	4.280	4.495	4.050	3.498	3.704	3.496	2.876	3.037	2.863	568	596	586	54	71	47	782	791	554
Feminino	2.462	2.637	2.336	1.866	1.995	1.922	1.424	1.511	1.471	345	385	358	97	99	93	596	642	414
Ignorado	–	–	–	–	–	–	–	–	–	–	–	–	–	–	–	–	–	–
40 a 44 anos	5.822	5.953	5.288	4.410	4.553	4.254	3.534	3.612	3.448	701	749	687	175	192	119	1.412	1.400	1.034
Masculino	3.692	3.631	3.218	2.873	2.873	2.668	2.359	2.357	2.213	438	433	410	76	83	45	819	758	550
Feminino	2.130	2.321	2.070	1.537	1.679	1.586	1.175	1.254	1.235	263	316	277	99	109	74	593	642	484
Ignorado	–	1	–	–	1	–	–	1	–	–	–	–	–	–	–	–	–	–
45 a 49 anos	5.281	5.217	4.704	3.826	3.822	3.628	2.979	3.001	2.890	653	622	579	194	199	159	1.455	1.395	1.076
Masculino	3.261	3.165	2.874	2.456	2.417	2.291	1.988	1.961	1.879	390	368	350	78	88	62	805	748	583
Feminino	2.020	2.052	1.830	1.370	1.405	1.337	991	1.040	1.011	263	254	229	116	111	97	650	647	493
Ignorado	–	–	–	–	–	–	–	–	–	–	–	–	–	–	–	–	–	–
50 a 54 anos	3.901	4.008	3.735	2.595	2.757	2.772	2.098	2.173	2.217	399	451	448	98	133	107	1.306	1.251	963
Masculino	2.473	2.521	2.318	1.730	1.799	1.796	1.470	1.486	1.479	210	250	262	50	63	55	743	722	522
Feminino	1.428	1.487	1.417	865	958	976	628	687	738	189	201	186	48	70	52	563	529	441
Ignorado	–	–	–	–	–	–	–	–	–	–	–	–	–	–	–	–	–	–
55 a 59 anos	2.455	2.361	2.240	1.579	1.570	1.597	1.295	1.295	1.287	253	236	281	31	39	29	876	791	643
Masculino	1.645	1.588	1.501	1.076	1.068	1.077	918	921	910	138	127	151	20	20	16	569	520	424
Feminino	810	773	739	503	502	520	377	374	377	115	109	130	11	19	13	307	271	219
Ignorado	–	–	–	–	–	–	–	–	–	–	–	–	–	–	–	–	–	–
60 a 64 anos	911	968	905	635	689	691	524	555	561	101	118	120	10	16	10	276	279	214
Masculino	701	735	660	474	521	514	399	441	431	68	69	79	7	11	4	227	214	146
Feminino	210	233	245	161	168	177	125	114	130	33	49	41	3	5	6	49	65	68
Ignorado	–	–	–	–	–	–	–	–	–	–	–	–	–	–	–	–	–	–
65 a 69 anos	183	219	220	147	179	189	115	144	150	30	31	39	2	4	–	36	40	31
Masculino	151	175	170	123	143	151	100	121	128	21	19	23	2	3	–	28	32	19
Feminino	32	44	50	24	36	38	15	23	22	9	12	16	–	1	–	8	8	12
Ignorado	–	–	–	–	–	–	–	–	–	–	–	–	–	–	–	–	–	–
70 anos e mais	50	72	65	48	71	63	31	55	51	15	16	11	2	–	1	2	1	2
Masculino	44	60	52	43	60	51	29	52	42	12	8	8	2	–	1	1	–	1
Feminino	6	12	13	5	11	12	2	3	9	3	8	3	–	–	–	1	1	1
Ignorado	–	–	–	–	–	–	–	–	–	–	–	–	–	–	–	–	–	–
Ignorada	5	14	6	5	11	4	5	8	3	–	3	1	–	–	–	–	3	2
Masculino	4	10	4	4	9	3	4	6	2	–	3	1	–	–	–	–	1	1
Feminino	1	4	2	1	2	1	1	2	1	–	–	–	–	–	–	–	2	1
Ignorado	–	–	–	–	–	–	–	–	–	–	–	–	–	–	–	–	–	–

Fonte: DATAPREV, CAT, SUB.
Nota: Os dados são preliminares, estando sujeitos a correções.

Capítulo 22 - Paraná

22.3 - Quantidade mensal de acidentes do trabalho, por situação do registro e motivo, no estado do Paraná - 2013/2015

MESES	QUANTIDADE DE ACIDENTES DO TRABALHO																	
	Total			Com CAT Registrada												Sem CAT Registrada		
				Total			Motivo											
							Típico			Trajeto			Doença do Trabalho					
	2013	2014	2015	2013	2014	2015	2013	2014	2015	2013	2014	2015	2013	2014	2015	2013	2014	2015
TOTAL	**52.574**	**52.977**	**47.337**	**42.155**	**42.992**	**39.756**	**33.662**	**33.903**	**31.468**	**7.554**	**7.960**	**7.461**	**939**	**1.129**	**827**	**10.419**	**9.985**	**7.581**
Janeiro	3.980	4.260	3.988	3.142	3.403	3.278	2.510	2.714	2.634	579	583	558	53	106	86	838	857	710
Fevereiro	3.778	4.299	3.808	3.001	3.415	3.124	2.439	2.680	2.530	510	639	513	52	96	81	777	884	684
Março	4.291	4.310	4.601	3.467	3.534	3.858	2.775	2.782	3.117	628	669	673	64	83	68	824	776	743
Abril	4.668	4.281	4.028	3.742	3.476	3.366	3.012	2.718	2.681	666	676	617	64	82	68	926	805	662
Maio	4.344	4.559	3.920	3.590	3.742	3.211	2.850	2.970	2.496	650	703	646	90	69	69	754	817	709
Junho	4.278	4.055	4.041	3.483	3.285	3.354	2.772	2.549	2.599	618	663	676	93	73	79	795	770	687
Julho	4.856	4.776	4.338	3.892	3.814	3.535	3.025	3.030	2.788	776	679	675	91	105	72	964	962	803
Agosto	4.899	4.858	4.277	3.909	3.908	3.564	3.077	3.041	2.798	734	704	685	98	163	81	990	950	713
Setembro	4.577	4.799	3.866	3.631	3.908	3.328	2.923	3.037	2.609	607	769	656	101	102	63	946	891	538
Outubro	4.926	4.869	3.897	3.935	3.957	3.339	3.172	3.169	2.625	668	698	655	95	90	59	991	912	558
Novembro	4.369	4.365	3.548	3.463	3.634	3.142	2.797	2.881	2.488	599	654	588	67	99	66	906	731	406
Dezembro	3.608	3.546	3.025	2.900	2.916	2.657	2.310	2.332	2.103	519	523	519	71	61	35	708	630	368

Fonte: DATAPREV, CAT, SUB.
Nota: Os dados são preliminares, estando sujeitos a correções.

DISTRIBUIÇÃO DE ACIDENTES DO TRABALHO, POR MOTIVO, NO ESTADO DO PARANÁ - 2015

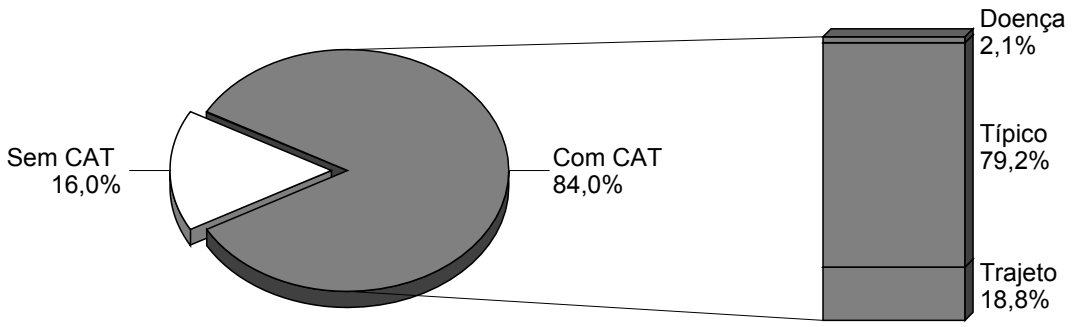

Fonte: DATAPREV, CAT, SUB.

Capítulo 23 - Santa Catarina

23.1 - Quantidade de acidentes do trabalho, por situação do registro e motivo, segundo a Classificação Nacional de Atividades Econômicas (CNAE), no estado de Santa Catarina - 2013/2015

(continua)

CNAE	QUANTIDADE DE ACIDENTES DO TRABALHO																	
	Total			Com CAT Registrada												Sem CAT Registrada		
				Total			Motivo											
							Típico			Trajeto			Doença do Trabalho					
	2013	2014	2015	2013	2014	2015	2013	2014	2015	2013	2014	2015	2013	2014	2015	2013	2014	2015
TOTAL	**46.748**	**46.004**	**38.360**	**28.723**	**29.862**	**26.478**	**22.582**	**23.155**	**20.334**	**5.461**	**5.869**	**5.599**	**680**	**838**	**545**	**18.025**	**16.142**	**11.882**
0111	33	127	96	15	14	8	11	13	6	4	1	1	–	–	1	18	113	88
0112	–	51	29	–	–	1	–	–	1	–	–	–	–	–	–	–	51	28
0113	–	22	14	–	1	–	–	1	–	–	–	–	–	–	–	–	21	14
0114	–	1	–	–	–	–	–	–	–	–	–	–	–	–	–	–	1	–
0115	5	6	2	3	6	2	3	6	2	–	–	–	–	–	–	2	–	–
0116	3	2	1	1	2	1	1	2	1	–	–	–	–	–	–	2	–	–
0119	5	3	4	4	3	4	4	3	4	–	–	–	–	–	–	1	–	–
0121	1	334	237	–	2	2	–	1	2	–	1	–	–	–	–	1	332	235
0122	2	3	–	2	2	–	2	1	–	–	1	–	–	–	–	–	1	–
0131	1	–	1	1	–	1	1	–	1	–	–	–	–	–	–	–	–	–
0132	1	–	–	1	–	–	1	–	–	–	–	–	–	–	–	–	–	–
0133	221	107	112	127	107	112	120	106	105	7	1	7	–	–	–	94	–	–
0134	–	4	3	–	–	–	–	–	–	–	–	–	–	–	–	–	4	3
0139	9	32	46	5	7	5	4	7	5	1	–	–	–	–	–	4	25	41
0141	5	5	6	2	5	6	2	5	6	–	–	–	–	–	–	3	–	–
0142	1	–	2	1	–	–	1	–	–	–	–	–	–	–	–	–	–	2
0151	17	8	2	10	8	2	10	8	2	–	–	–	–	–	–	7	–	–
0152	3	1	–	1	1	–	1	1	–	–	–	–	–	–	–	2	–	–
0154	65	31	43	38	31	43	35	29	38	3	2	3	–	–	2	27	–	–
0155	257	160	89	195	160	89	177	129	77	9	26	9	9	5	3	62	–	–
0159	1	–	–	–	–	–	–	–	–	–	–	–	–	–	–	1	–	–
0161	40	13	10	21	13	10	19	12	8	2	1	2	–	–	–	19	–	–
0162	46	19	29	23	19	29	13	15	28	10	2	1	–	2	–	23	–	–
0163	38	7	15	10	7	15	10	6	14	–	1	1	–	–	–	28	–	–
0210	158	75	72	88	75	72	86	74	70	2	1	2	–	–	–	70	–	–
0220	3	–	1	1	–	–	1	–	–	–	–	–	–	–	–	2	–	1
0230	51	33	26	36	33	26	35	28	24	1	5	2	–	–	–	15	–	–
0311	48	17	14	37	17	14	20	16	14	17	–	–	–	1	–	11	–	–
0312	–	4	1	–	–	–	–	–	–	–	–	–	–	–	–	–	4	1
0321	–	1	1	–	1	–	–	1	–	–	–	–	–	–	–	–	–	1
0322	1	1	–	–	1	–	–	1	–	–	–	–	–	–	–	1	–	–
0500	267	220	191	252	220	191	223	195	168	22	22	20	7	3	3	15	–	–
0600	8	5	2	7	5	2	6	3	2	1	2	–	–	–	–	1	–	–
0810	60	58	65	38	58	65	32	48	54	5	9	9	1	1	2	22	–	–
0891	5	7	9	2	7	9	2	6	8	–	1	1	–	–	–	3	–	–
0892	4	1	1	3	1	1	3	–	1	–	1	–	–	–	–	1	–	–
0899	18	6	14	12	6	14	12	5	12	–	1	2	–	–	–	6	–	–
0910	13	4	3	6	4	3	6	3	2	–	1	1	–	–	–	7	–	–
0990	1	1	2	1	1	2	1	–	2	–	1	–	–	–	–	–	–	–
1011	96	92	82	61	92	82	46	86	69	5	5	10	10	1	3	35	–	–
1012	1.848	1.773	1.424	1.405	1.484	1.260	1.040	1.116	966	119	144	134	246	224	160	443	289	164
1013	69	87	73	44	87	73	29	73	58	13	9	10	2	5	5	25	–	–
1020	389	288	220	296	288	220	244	222	191	39	38	21	13	28	8	93	–	–
1031	–	–	2	–	–	1	–	–	–	–	–	1	–	–	–	–	–	1
1032	19	11	8	7	11	8	6	11	6	1	–	2	–	–	–	12	–	–
1033	5	9	5	3	9	5	2	8	5	1	1	–	–	–	–	2	–	–
1041	21	8	9	10	8	9	9	6	9	1	2	–	–	–	–	11	–	–
1043	1	–	–	1	–	–	1	–	–	–	–	–	–	–	–	–	–	–
1051	20	13	10	15	13	10	15	10	8	–	3	2	–	–	–	5	–	–
1052	99	83	83	53	83	83	42	71	72	11	12	11	–	–	–	46	–	–
1053	21	9	10	11	9	10	9	5	5	2	4	5	–	–	–	10	–	–
1061	51	45	53	42	45	53	36	37	46	6	7	5	–	1	2	9	–	–
1062	12	12	4	5	12	4	4	9	4	1	3	–	–	–	–	7	–	–
1063	2	1	2	2	1	2	1	1	1	1	–	1	–	–	–	–	–	–
1064	5	1	–	1	1	–	–	1	–	1	–	–	–	–	–	4	–	–
1065	4	1	1	2	1	1	2	–	–	–	1	1	–	–	–	2	–	–
1066	127	76	80	90	76	80	77	67	68	12	9	12	1	–	–	37	–	–
1069	20	15	13	11	15	13	11	12	10	–	3	3	–	–	–	9	–	–
1071	–	–	1	–	–	1	–	–	–	–	–	1	–	–	–	–	–	–
1072	6	–	–	5	–	–	5	–	–	–	–	–	–	–	–	1	–	–
1081	2	1	–	2	1	–	2	1	–	–	–	–	–	–	–	–	–	–
1091	190	88	83	74	88	83	49	70	67	23	16	16	2	2	–	116	–	–
1092	54	32	30	34	32	30	22	23	24	12	9	6	–	–	–	20	–	–
1093	10	3	6	5	3	6	5	3	5	–	–	1	–	–	–	5	–	–
1094	60	21	54	38	21	54	34	17	36	4	3	17	–	1	1	22	–	–
1095	7	2	3	2	2	3	2	2	1	–	–	2	–	–	–	5	–	–
1096	42	53	41	33	53	41	32	51	38	1	–	2	–	2	1	9	–	–
1099	241	148	110	185	148	110	160	122	86	25	26	24	–	–	–	56	–	–
1111	3	11	1	2	6	–	1	6	–	1	–	–	–	–	–	1	5	1
1112	12	7	8	7	5	7	7	5	5	–	–	2	–	–	–	5	2	1
1113	45	26	31	40	25	31	34	22	24	6	3	7	–	–	–	5	1	–
1121	11	13	8	9	13	8	8	10	4	1	3	4	–	–	–	2	–	–
1122	49	41	41	39	41	41	28	34	29	11	7	12	–	–	–	10	–	–

Capítulo 23 - Santa Catarina

23.1 - Quantidade de acidentes do trabalho, por situação do registro e motivo, segundo a Classificação Nacional de Atividades Econômicas (CNAE), no estado de Santa Catarina - 2013/2015

(continuação)

CNAE	QUANTIDADE DE ACIDENTES DO TRABALHO																	
	Total			Com CAT Registrada												Sem CAT Registrada		
				Total			Motivo											
							Típico			Trajeto			Doença do Trabalho					
	2013	2014	2015	2013	2014	2015	2013	2014	2015	2013	2014	2015	2013	2014	2015	2013	2014	2015
1210	23	20	12	17	20	12	10	17	9	7	3	3	–	–	–	6	–	–
1220	10	3	8	7	3	8	5	2	6	2	1	2	–	–	–	3	–	–
1311	122	94	69	87	94	69	67	76	52	20	18	17	–	–	–	35	–	–
1312	15	2	–	12	2	–	11	2	–	1	–	–	–	–	–	3	–	–
1313	29	23	26	16	23	26	10	19	24	6	4	2	–	–	–	13	–	–
1314	60	21	12	23	21	12	18	19	8	5	2	4	–	–	–	37	–	–
1321	129	76	54	87	76	54	65	57	46	22	19	8	–	–	–	42	–	–
1322	5	3	1	3	3	1	2	2	1	1	1	–	–	–	–	2	–	–
1323	24	27	21	16	27	21	12	19	19	4	8	2	–	–	–	8	–	–
1330	194	118	99	137	118	99	93	86	69	43	32	30	1	–	–	57	–	–
1340	555	382	301	409	382	301	317	292	220	92	86	78	–	4	3	146	–	–
1351	369	269	204	222	269	204	168	210	148	54	43	44	–	16	12	147	–	–
1352	19	9	10	15	9	10	12	6	8	3	3	2	–	–	–	4	–	–
1353	58	35	24	48	35	24	41	30	21	7	5	3	–	–	–	10	–	–
1354	31	11	15	19	11	15	12	8	5	7	2	10	–	1	–	12	–	–
1359	85	68	43	46	68	43	35	47	32	11	21	10	–	–	1	39	–	–
1411	74	24	12	23	24	12	11	8	5	12	16	7	–	–	–	51	–	–
1412	1.103	488	548	445	488	548	274	280	344	166	201	200	5	7	4	658	–	–
1413	23	5	6	11	5	6	5	4	5	5	1	1	1	–	–	12	–	–
1414	25	16	6	17	15	6	14	10	5	3	5	1	–	–	–	8	1	–
1421	10	4	–	2	4	–	1	3	–	1	1	–	–	–	–	8	–	–
1422	104	98	33	60	98	33	36	73	24	24	25	9	–	–	–	44	–	–
1510	20	11	3	7	11	3	6	9	2	–	2	1	1	–	–	13	–	–
1521	16	14	13	10	10	11	6	5	9	4	4	2	–	1	–	6	4	2
1529	9	3	2	3	3	2	1	3	–	2	–	2	–	–	–	6	–	–
1531	72	28	14	38	25	13	28	18	6	10	7	7	–	–	–	34	3	1
1532	–	1	–	–	–	–	–	–	–	–	–	–	–	–	–	–	1	–
1533	31	7	15	16	7	15	12	4	9	4	3	6	–	–	–	15	–	–
1539	15	4	1	7	4	1	4	3	–	3	1	1	–	–	–	8	–	–
1540	11	6	6	7	6	6	4	5	6	3	1	–	–	–	–	4	–	–
1610	508	248	263	271	243	261	259	229	242	11	14	15	1	–	4	237	5	2
1621	349	144	128	160	144	128	150	132	122	10	12	6	–	–	–	189	–	–
1622	378	261	240	233	261	240	208	244	220	23	17	20	2	–	–	145	–	–
1623	70	27	29	33	27	29	31	24	28	2	1	1	–	2	–	37	–	–
1629	164	78	75	88	78	75	81	68	67	6	10	8	1	–	–	76	–	–
1710	13	2	3	4	2	3	4	2	3	–	–	–	–	–	–	9	–	–
1721	271	230	267	198	223	261	178	201	234	18	19	25	2	3	2	73	7	6
1722	51	13	21	18	13	21	17	12	19	1	1	2	–	–	–	33	–	–
1731	101	61	52	68	54	45	63	50	40	3	4	5	2	–	–	33	7	7
1732	3	3	7	1	3	7	1	2	5	–	1	2	–	–	–	2	–	–
1733	135	89	74	85	89	73	66	75	65	19	14	8	–	–	–	50	–	1
1741	21	76	40	10	8	7	9	4	5	1	4	1	–	–	1	11	68	33
1742	24	5	7	6	5	7	5	3	6	1	2	1	–	–	–	18	–	–
1749	43	29	33	26	26	31	21	26	29	5	–	2	–	–	–	17	3	2
1811	14	30	16	8	7	13	5	6	10	3	1	3	–	–	–	6	23	3
1812	1	86	50	–	–	–	–	–	–	–	–	–	–	–	–	1	86	50
1813	71	50	51	47	50	51	36	41	39	10	9	12	1	–	–	24	–	–
1821	8	10	6	7	9	6	5	1	3	2	8	3	–	–	–	1	1	–
1822	3	2	2	1	2	2	–	2	2	1	–	–	–	–	–	2	–	–
1910	9	36	19	8	18	12	7	9	11	1	9	–	–	–	1	1	18	7
1921	7	13	14	7	12	14	5	11	12	2	1	2	–	–	–	–	1	–
1922	2	1	–	2	1	–	1	1	–	1	–	–	–	–	–	–	–	–
1931	1	17	13	1	–	–	1	–	–	–	–	–	–	–	–	–	17	13
1932	–	2	1	–	–	–	–	–	–	–	–	–	–	–	–	–	2	1
2011	3	–	1	3	–	1	3	–	1	–	–	–	–	–	–	–	–	–
2013	43	35	21	35	35	21	27	29	18	8	6	3	–	–	–	8	–	–
2014	–	1	–	–	1	–	–	–	–	–	1	–	–	–	–	–	–	–
2019	4	5	6	3	5	6	3	4	6	–	1	–	–	–	–	1	–	–
2021	–	15	10	–	–	–	–	–	–	–	–	–	–	–	–	–	15	10
2022	1	18	8	1	–	–	1	–	–	–	–	–	–	–	–	–	18	8
2029	2	4	6	1	2	–	1	2	–	–	–	–	–	–	–	1	2	6
2031	6	7	4	5	3	2	5	3	2	–	–	–	–	–	–	1	4	2
2040	1	4	6	1	2	4	1	2	4	–	–	–	–	–	–	–	2	2
2051	1	2	–	1	2	–	1	1	–	–	1	–	–	–	–	–	–	–
2052	1	1	–	1	1	–	–	1	–	1	–	–	–	–	–	–	–	–
2061	17	17	12	12	17	12	9	12	10	3	5	2	–	–	–	5	–	–
2062	6	2	4	3	2	4	3	–	3	–	2	1	–	–	–	3	–	–
2063	23	8	7	21	8	7	14	7	5	7	1	1	–	–	1	2	–	–
2071	67	72	56	56	72	56	43	62	42	13	10	14	–	–	–	11	–	–
2072	2	4	2	1	4	2	1	3	2	–	1	–	–	–	–	1	–	–
2073	2	1	–	2	1	–	2	1	–	–	–	–	–	–	–	–	–	–
2091	15	20	15	11	15	13	7	13	7	4	2	5	–	–	1	4	5	2
2092	18	6	8	17	6	8	16	6	8	1	–	–	–	–	–	1	–	–
2093	7	4	2	3	4	2	3	4	1	–	–	1	–	–	–	4	–	–
2094	–	–	1	–	–	1	–	–	1	–	–	–	–	–	–	–	–	–

Capítulo 23 - Santa Catarina

23.1 - Quantidade de acidentes do trabalho, por situação do registro e motivo, segundo a Classificação Nacional de Atividades Econômicas (CNAE), no estado de Santa Catarina - 2013/2015

(continuação)

CNAE	QUANTIDADE DE ACIDENTES DO TRABALHO																	
	Total			Com CAT Registrada												Sem CAT Registrada		
				Total			Motivo											
							Típico			Trajeto			Doença do Trabalho					
	2013	2014	2015	2013	2014	2015	2013	2014	2015	2013	2014	2015	2013	2014	2015	2013	2014	2015
2099	41	53	44	39	53	44	30	41	36	8	12	8	1	–	–	2	–	–
2110	3	4	4	3	3	2	3	2	2	–	1	–	–	–	–	–	1	2
2121	9	23	26	6	16	19	3	16	11	2	–	8	1	–	–	3	7	7
2122	–	–	1	–	–	1	–	–	1	–	–	–	–	–	–	–	–	–
2123	1	1	1	–	1	1	–	1	1	–	–	–	–	–	–	1	–	–
2211	2	2	1	2	–	–	2	–	–	–	–	–	–	–	–	–	2	1
2212	24	14	18	16	14	18	13	10	16	2	4	2	1	–	–	8	–	–
2219	47	77	51	36	48	25	29	39	21	7	7	4	–	2	–	11	29	26
2221	38	35	24	32	33	23	29	25	20	3	7	3	–	1	–	6	2	1
2222	536	441	411	402	441	409	343	379	341	54	59	65	5	3	3	134	–	2
2223	170	132	122	150	132	122	127	100	95	20	31	25	3	1	2	20	–	–
2229	491	399	278	400	398	277	337	330	216	61	68	58	2	–	3	91	1	1
2311	60	59	29	53	50	25	45	46	23	4	3	2	4	1	–	7	9	4
2319	57	37	47	29	37	47	26	30	41	3	7	6	–	–	–	28	–	–
2320	23	13	16	20	12	14	17	10	12	3	2	2	–	–	–	3	1	2
2330	384	215	195	219	215	195	203	179	161	16	34	32	–	2	2	165	–	–
2341	22	14	9	14	14	9	13	11	7	1	3	2	–	–	–	8	–	–
2342	829	725	602	669	725	602	600	641	523	65	76	78	4	8	1	160	–	–
2349	35	15	21	9	15	21	9	7	17	–	8	4	–	–	–	26	–	–
2391	68	40	40	40	40	40	28	33	30	11	7	10	1	–	–	28	–	–
2399	25	15	7	21	15	7	18	12	7	2	3	–	1	–	–	4	–	–
2412	–	–	1	–	–	–	–	–	–	–	–	–	–	–	–	–	–	1
2421	1	–	2	–	–	2	–	–	2	–	–	–	–	–	–	1	–	–
2422	2	7	6	2	5	6	2	4	4	–	1	2	–	–	–	–	2	–
2423	15	14	8	14	14	8	14	13	8	–	1	–	–	–	–	1	–	–
2424	10	8	10	6	8	10	4	6	8	1	2	2	1	–	–	4	–	–
2431	53	52	65	44	52	65	41	52	62	3	–	3	–	–	–	9	–	–
2439	1	3	–	1	3	–	1	2	–	–	1	–	–	–	–	–	–	–
2441	12	8	5	9	7	5	8	4	3	1	3	2	–	–	–	3	1	–
2442	–	–	1	–	–	–	–	–	–	–	–	–	–	–	–	–	–	1
2443	–	–	1	–	–	1	–	–	–	–	–	1	–	–	–	–	–	–
2449	38	44	19	27	44	19	26	36	16	1	8	3	–	–	–	11	–	–
2451	2.440	2.110	1.573	2.345	2.110	1.573	2.154	1.956	1.479	120	103	80	71	51	14	95	–	–
2452	33	19	22	13	18	18	11	17	12	1	1	6	1	–	–	20	1	4
2511	219	147	107	155	137	94	133	118	88	21	16	6	1	3	–	64	10	13
2512	156	103	92	103	99	92	83	82	76	19	15	16	1	2	–	53	4	–
2513	14	7	6	13	7	6	13	3	3	–	3	3	–	1	–	1	–	–
2521	23	13	17	18	12	16	16	12	15	2	–	1	–	–	–	5	1	1
2522	16	40	32	12	22	15	7	16	12	5	6	3	–	–	–	4	18	17
2531	2	–	–	2	–	–	2	–	–	–	–	–	–	–	–	–	–	–
2532	63	81	86	44	81	86	37	69	68	7	12	18	–	–	–	19	–	–
2539	117	124	82	82	124	82	65	108	61	16	16	21	1	–	–	35	–	–
2541	5	4	2	5	4	2	4	4	1	1	–	1	–	–	–	–	–	–
2542	27	14	17	18	14	17	13	9	13	5	5	3	–	–	1	9	–	–
2543	81	54	55	67	54	55	54	46	44	12	8	10	1	–	1	14	–	–
2550	1	–	–	1	–	–	–	–	–	1	–	–	–	–	–	–	–	–
2591	8	22	12	7	22	12	6	20	11	–	–	1	1	2	–	1	–	–
2592	80	79	45	57	79	45	48	67	37	9	10	8	–	2	–	23	–	–
2593	36	45	39	16	45	39	14	38	35	2	7	4	–	–	–	20	–	–
2599	247	155	131	194	155	131	151	127	112	42	27	18	1	1	1	53	–	–
2610	5	5	4	3	5	4	2	1	2	1	4	2	–	–	–	2	–	–
2621	–	3	–	–	3	–	–	1	–	–	2	–	–	–	–	–	–	–
2622	2	4	7	1	4	7	1	–	2	–	4	5	–	–	–	1	–	–
2631	–	–	1	–	–	1	–	–	1	–	–	–	–	–	–	–	–	–
2632	21	21	32	19	21	32	11	14	20	6	3	8	2	4	4	2	–	–
2640	21	7	20	18	7	20	15	5	18	3	2	2	–	–	–	3	–	–
2651	77	77	52	71	77	52	47	31	28	24	46	23	–	–	1	6	–	–
2652	1	–	1	1	–	1	1	–	1	–	–	–	–	–	–	–	–	–
2660	3	5	2	1	5	2	1	3	2	–	2	–	–	–	–	2	–	–
2710	380	295	206	341	295	206	267	206	133	73	86	69	1	3	4	39	–	–
2721	–	1	2	–	–	–	–	–	–	–	–	–	–	–	–	–	1	2
2722	37	31	21	29	28	19	22	20	16	5	6	3	2	2	–	8	3	2
2731	44	33	22	31	32	22	17	20	14	14	12	8	–	–	–	13	1	–
2732	18	20	16	17	20	16	5	14	12	12	6	4	–	–	–	1	–	–
2733	15	21	27	13	21	27	8	18	23	5	3	4	–	–	–	2	–	–
2740	29	13	12	20	13	12	16	11	9	4	2	3	–	–	–	9	–	–
2751	240	222	138	190	203	126	107	149	85	52	37	38	31	17	3	50	19	12
2759	68	47	40	48	47	40	37	41	27	11	6	12	–	–	1	20	–	–
2790	53	69	40	42	69	40	33	50	29	8	18	11	1	1	–	11	–	–
2811	11	19	10	10	11	6	8	10	5	2	1	1	–	–	–	1	8	4
2812	27	22	22	19	19	22	14	16	15	3	3	6	2	–	1	8	3	–
2813	39	27	20	34	26	20	31	22	14	3	4	6	–	–	–	5	1	–
2814	127	169	120	119	169	120	72	111	76	44	56	43	3	2	1	8	–	–
2815	14	17	11	14	17	11	10	14	11	4	3	–	–	–	–	–	–	–
2821	6	6	6	2	2	1	2	2	1	–	–	–	–	–	–	4	4	5

Capítulo 23 - Santa Catarina

23.1 - Quantidade de acidentes do trabalho, por situação do registro e motivo, segundo a Classificação Nacional de Atividades Econômicas (CNAE), no estado de Santa Catarina - 2013/2015

(continuação)

CNAE	QUANTIDADE DE ACIDENTES DO TRABALHO																	
	Total			Com CAT Registrada												Sem CAT Registrada		
				Total			Motivo											
							Típico			Trajeto			Doença do Trabalho					
	2013	2014	2015	2013	2014	2015	2013	2014	2015	2013	2014	2015	2013	2014	2015	2013	2014	2015
2822	36	14	19	22	14	19	17	12	15	5	2	4	–	–	–	14	–	–
2823	35	26	27	11	26	27	8	22	27	3	4	–	–	–	–	24	–	–
2824	1	–	–	1	–	–	1	–	–	–	–	–	–	–	–	–	–	–
2825	17	9	5	10	9	5	8	8	5	2	1	–	–	–	–	7	–	–
2829	167	137	90	137	137	90	109	115	75	26	20	14	2	2	1	30	–	–
2831	3	7	2	3	7	2	1	6	2	2	1	–	–	–	–	–	–	–
2832	–	1	–	–	1	–	–	1	–	–	–	–	–	–	–	–	–	–
2833	229	202	169	172	198	166	152	175	138	19	23	28	1	–	–	57	4	3
2840	35	29	24	24	29	24	17	21	20	7	8	4	–	–	–	11	–	–
2851	15	212	22	15	212	22	13	48	20	2	4	1	–	160	1	–	–	–
2852	1	–	–	–	–	–	–	–	–	–	–	–	–	–	–	1	–	–
2853	8	6	5	4	6	5	4	6	5	–	–	–	–	–	–	4	–	–
2854	4	8	7	2	8	7	2	6	5	–	2	2	–	–	–	2	–	–
2861	46	30	18	38	30	18	31	26	15	6	4	3	1	–	–	8	–	–
2862	88	54	40	68	54	40	58	44	31	10	10	9	–	–	–	20	–	–
2863	19	13	15	12	13	15	11	9	12	1	3	3	–	1	–	7	–	–
2864	10	4	1	4	4	1	4	3	–	–	1	1	–	–	–	6	–	–
2865	15	11	16	10	11	16	9	8	12	1	3	4	–	–	–	5	–	–
2866	3	5	1	3	5	1	3	3	1	–	2	–	–	–	–	–	–	–
2869	191	150	125	134	150	125	109	125	107	24	24	18	1	1	–	57	–	–
2910	8	16	26	8	16	26	7	14	19	1	2	7	–	–	–	–	–	–
2920	–	3	12	–	–	–	–	–	–	–	–	–	–	–	–	–	3	12
2930	188	117	100	140	117	100	121	103	81	19	11	18	–	3	1	48	–	–
2941	211	171	119	171	171	119	132	132	106	39	39	13	–	–	–	40	–	–
2942	1	1	–	–	1	–	–	1	–	–	–	–	–	–	–	1	–	–
2943	–	18	6	–	18	6	–	16	5	–	2	1	–	–	–	–	–	–
2944	15	4	2	8	4	2	4	4	1	4	–	1	–	–	–	7	–	–
2945	50	14	22	23	14	22	20	8	8	3	6	14	–	–	–	27	–	–
2949	83	36	60	59	36	60	50	28	55	9	8	5	–	–	–	24	–	–
2950	16	7	2	10	7	2	8	6	1	2	1	1	–	–	–	6	–	–
3011	196	90	134	164	90	134	142	70	104	19	20	30	3	–	–	32	–	–
3012	66	29	30	52	29	30	41	20	21	9	7	7	2	2	2	14	–	–
3091	1	1	–	1	1	–	1	–	–	–	1	–	–	–	–	–	–	–
3092	24	18	3	15	18	3	14	14	2	1	4	1	–	–	–	9	–	–
3099	18	7	7	10	7	7	10	7	7	–	–	–	–	–	–	8	–	–
3101	775	400	336	464	400	336	415	355	278	48	45	55	1	–	3	311	–	–
3102	36	34	28	28	34	28	23	28	22	5	5	5	–	1	1	8	–	–
3103	3	4	2	2	4	2	1	2	2	1	2	–	–	–	–	1	–	–
3104	63	54	22	51	54	22	45	46	18	6	8	4	–	–	–	12	–	–
3211	2	–	–	1	–	–	1	–	–	–	–	–	–	–	–	1	–	–
3212	–	10	7	–	1	1	–	–	1	–	1	–	–	–	–	–	9	6
3230	13	39	28	11	8	4	8	4	2	3	4	2	–	–	–	2	31	24
3240	7	7	5	1	7	5	–	4	5	1	3	–	–	–	–	6	–	–
3250	89	38	23	36	38	23	17	24	14	17	12	9	2	2	–	53	–	–
3291	9	14	15	7	10	7	4	7	6	3	3	1	–	–	–	2	4	8
3292	10	9	7	7	9	7	7	9	6	–	–	1	–	–	–	3	–	–
3299	37	23	14	20	23	14	15	17	9	4	6	5	1	–	–	17	–	–
3311	5	7	2	4	7	2	3	7	2	1	–	–	–	–	–	1	–	–
3312	8	3	7	1	3	7	–	3	7	1	–	–	–	–	–	7	–	–
3313	1	4	7	–	4	7	–	4	5	–	–	2	–	–	–	1	–	–
3314	121	85	57	82	85	57	73	72	46	9	12	10	–	1	1	39	–	–
3315	2	–	2	2	–	2	2	–	–	–	–	2	–	–	–	–	–	–
3317	34	82	33	27	82	33	20	74	25	7	7	8	–	1	–	7	–	–
3319	7	7	12	4	7	12	3	4	10	1	2	2	–	1	–	3	–	–
3321	34	12	15	22	12	15	16	7	10	6	5	5	–	–	–	12	–	–
3329	8	3	5	4	3	5	2	2	3	2	1	2	–	–	–	4	–	–
3511	32	128	109	26	48	41	17	43	37	8	4	4	1	1	–	6	80	68
3512	17	31	12	15	24	10	12	20	8	2	4	2	1	–	–	2	7	2
3514	122	97	94	104	97	94	83	77	75	17	16	19	4	4	–	18	–	–
3520	1	–	–	1	–	–	–	–	–	1	–	–	–	–	–	–	–	–
3600	148	103	140	118	103	140	89	77	107	27	25	32	2	1	1	30	–	–
3701	19	8	10	16	8	10	14	7	6	2	1	4	–	–	–	3	–	–
3702	6	6	5	3	6	5	3	3	5	–	3	–	–	–	–	3	–	–
3811	784	706	701	693	706	701	627	617	626	57	74	57	9	15	18	91	–	–
3812	9	5	4	8	5	4	4	2	4	4	3	–	–	–	–	1	–	–
3821	5	6	10	3	6	10	3	6	10	–	–	–	–	–	–	2	–	–
3822	–	8	–	–	8	–	–	7	–	–	1	–	–	–	–	–	–	–
3831	5	4	3	1	4	3	1	3	2	–	1	1	–	–	–	4	–	–
3832	35	31	25	18	31	25	16	27	21	2	4	3	–	–	1	17	–	–
3839	49	50	23	30	50	23	27	45	22	3	5	1	–	–	–	19	–	–
3900	1	–	2	–	–	2	–	–	1	–	–	1	–	–	–	1	–	–
4110	292	188	195	179	188	195	151	142	165	26	45	25	2	1	5	113	–	–
4120	1.282	769	655	734	762	642	596	616	522	129	137	114	9	9	6	548	7	13
4211	281	166	158	218	166	157	174	133	140	42	30	16	2	3	1	63	–	1
4212	17	26	21	14	26	21	14	22	17	–	3	2	–	1	2	3	–	–

Capítulo 23 - Santa Catarina

23.1 - Quantidade de acidentes do trabalho, por situação do registro e motivo, segundo a Classificação Nacional de Atividades Econômicas (CNAE), no estado de Santa Catarina - 2013/2015

(continuação)

CNAE	QUANTIDADE DE ACIDENTES DO TRABALHO																	
	Total			Com CAT Registrada												Sem CAT Registrada		
				Total			Motivo											
							Típico			Trajeto			Doença do Trabalho					
	2013	2014	2015	2013	2014	2015	2013	2014	2015	2013	2014	2015	2013	2014	2015	2013	2014	2015
4213	79	12	6	39	12	6	30	8	4	8	4	2	1	–	–	40	–	–
4221	145	227	208	105	148	132	87	137	114	13	10	17	5	1	1	40	79	76
4222	16	25	27	12	25	27	11	19	21	1	6	6	–	–	–	4	–	–
4223	–	51	28	–	3	1	–	2	1	–	1	–	–	–	–	–	48	27
4291	7	3	1	5	3	1	5	2	–	–	1	1	–	–	–	2	–	–
4292	42	23	14	32	23	14	31	18	13	1	5	1	–	–	–	10	–	–
4299	39	19	15	22	19	15	18	14	10	4	3	5	–	2	–	17	–	–
4311	2	3	1	2	3	1	1	2	1	1	1	–	–	–	–	–	–	–
4312	8	3	5	7	3	5	5	2	5	2	1	–	–	–	–	1	–	–
4313	77	53	44	40	53	44	29	46	32	11	7	11	–	–	1	37	–	–
4319	1	1	–	–	1	–	–	1	–	–	–	–	–	–	–	1	–	–
4321	144	91	60	82	91	60	65	69	44	17	20	15	–	2	1	62	–	–
4322	30	19	17	16	19	17	9	11	11	7	8	6	–	–	–	14	–	–
4329	30	24	21	24	24	21	17	20	13	7	4	7	–	–	1	6	–	–
4330	135	70	51	67	70	51	49	50	32	17	19	18	1	1	1	68	–	–
4391	59	35	24	50	35	24	46	33	22	4	–	2	–	2	–	9	–	–
4399	189	123	106	117	123	106	97	103	90	16	20	13	4	–	3	72	–	–
4511	162	116	116	110	116	114	66	69	74	43	44	39	1	3	1	52	–	2
4512	1	113	70	–	4	4	–	4	3	–	–	1	–	–	–	1	109	66
4520	195	94	96	100	94	96	65	70	65	33	24	31	2	–	–	95	–	–
4530	353	196	185	218	196	185	157	145	118	61	46	65	–	5	2	135	–	–
4541	36	29	28	23	18	21	9	5	7	14	13	14	–	–	–	13	11	7
4542	–	1	–	–	–	–	–	–	–	–	–	–	–	–	–	–	1	–
4543	5	2	2	2	–	2	2	–	1	–	–	1	–	–	–	3	2	–
4611	11	13	5	5	13	5	5	9	4	–	3	1	–	1	–	6	–	–
4612	–	1	–	–	1	–	–	1	–	–	–	–	–	–	–	–	–	–
4614	1	–	2	–	–	2	–	–	–	–	–	2	–	–	–	1	–	–
4615	1	–	–	–	–	–	–	–	–	–	–	–	–	–	–	1	–	–
4616	4	–	2	–	–	2	–	–	2	–	–	–	–	–	–	4	–	–
4617	2	3	–	1	3	–	–	3	–	1	–	–	–	–	–	1	–	–
4618	2	1	4	1	1	4	1	1	2	–	–	2	–	–	–	1	–	–
4619	5	1	2	2	1	2	–	1	1	2	–	1	–	–	–	3	–	–
4622	3	3	5	2	3	5	2	3	3	–	–	2	–	–	–	1	–	–
4623	56	46	44	32	46	44	22	40	30	10	6	14	–	–	–	24	–	–
4631	5	2	7	4	2	7	1	–	4	3	2	3	–	–	–	1	–	–
4632	33	16	14	23	16	14	13	15	12	10	1	2	–	–	–	10	–	–
4633	41	23	28	22	23	28	14	17	22	8	6	5	–	–	1	19	–	–
4634	44	25	30	28	25	30	21	15	16	7	9	14	–	1	–	16	–	–
4635	193	141	131	154	141	131	110	107	97	44	34	32	–	–	2	39	–	–
4636	15	1	–	14	1	–	8	1	–	6	–	–	–	–	–	1	–	–
4637	39	32	25	23	32	25	17	18	8	6	14	16	–	–	1	16	–	–
4639	76	40	30	39	40	30	25	22	16	12	18	14	2	–	–	37	–	–
4641	12	21	7	7	21	7	4	16	6	3	5	1	–	–	–	5	–	–
4642	18	23	16	9	23	16	5	8	7	4	15	9	–	–	–	9	–	–
4643	2	2	2	2	2	2	–	1	1	2	1	1	–	–	–	–	–	–
4644	32	26	23	22	26	23	12	17	11	10	9	12	–	–	–	10	–	–
4645	11	12	9	7	12	9	5	9	9	2	3	–	–	–	–	4	–	–
4646	10	4	7	6	4	7	3	3	4	3	1	3	–	–	–	4	–	–
4647	3	5	4	2	5	4	1	3	4	1	2	–	–	–	–	1	–	–
4649	58	42	35	44	42	35	31	26	17	12	16	18	1	–	–	14	–	–
4651	1	5	3	1	5	3	–	2	–	1	3	3	–	–	–	–	–	–
4652	2	2	1	1	2	1	1	–	–	–	2	1	–	–	–	1	–	–
4661	19	7	13	7	7	13	6	4	8	1	3	5	–	–	–	12	–	–
4662	5	6	3	4	6	3	2	5	3	2	1	–	–	–	–	1	–	–
4663	34	17	19	18	17	19	14	13	13	4	4	6	–	–	–	16	–	–
4664	3	6	9	2	6	9	1	3	7	1	3	2	–	–	–	1	–	–
4665	1	1	2	–	1	2	–	–	2	–	1	–	–	–	–	1	–	–
4669	14	8	14	12	8	14	8	6	10	4	1	4	–	1	–	2	–	–
4671	43	24	32	29	24	32	23	20	24	6	4	8	–	–	–	14	–	–
4672	27	27	24	21	27	24	19	21	20	2	6	4	–	–	–	6	–	–
4673	13	7	6	10	7	6	7	4	1	3	3	5	–	–	–	3	–	–
4674	–	4	3	–	4	3	–	4	1	–	–	2	–	–	–	–	–	–
4679	60	34	35	48	34	35	41	30	30	7	4	5	–	–	–	12	–	–
4681	9	8	1	4	8	1	1	6	1	3	2	–	–	–	–	5	–	–
4682	11	7	10	7	7	10	4	6	5	3	1	5	–	–	–	4	–	–
4683	32	36	29	24	36	29	19	32	19	5	4	10	–	–	–	8	–	–
4684	38	34	24	33	34	24	24	28	17	9	6	7	–	–	–	5	–	–
4685	11	11	22	8	11	22	5	10	19	3	1	3	–	–	–	3	–	–
4686	21	14	14	6	14	14	4	10	12	2	4	2	–	–	–	15	–	–
4687	72	32	33	39	32	33	32	27	33	7	4	–	–	1	–	33	–	–
4689	46	46	25	38	46	25	30	32	19	8	14	6	–	–	–	8	–	–
4691	14	15	20	9	15	20	7	11	11	2	4	9	–	–	–	5	–	–
4692	3	4	5	1	4	5	–	2	4	1	2	1	–	–	–	2	–	–
4693	55	62	48	41	62	48	28	42	35	13	20	13	–	–	–	14	–	–
4711	1.297	853	991	868	853	991	658	649	747	204	198	240	6	6	4	429	–	–

Capítulo 23 - Santa Catarina

23.1 - Quantidade de acidentes do trabalho, por situação do registro e motivo, segundo a Classificação Nacional de Atividades Econômicas (CNAE), no estado de Santa Catarina - 2013/2015

(continuação)

CNAE	QUANTIDADE DE ACIDENTES DO TRABALHO																	
	Total			Com CAT Registrada												Sem CAT Registrada		
				Total			Motivo											
							Típico			Trajeto			Doença do Trabalho					
	2013	2014	2015	2013	2014	2015	2013	2014	2015	2013	2014	2015	2013	2014	2015	2013	2014	2015
4712	113	40	35	55	40	35	36	31	23	19	7	11	–	2	1	58	–	–
4713	71	45	32	53	45	32	31	24	16	20	20	16	2	1	–	18	–	–
4721	96	32	40	41	32	40	27	17	24	13	14	16	1	1	–	55	–	–
4722	19	4	6	7	4	6	5	2	4	2	2	2	–	–	–	12	–	–
4723	21	6	7	13	6	7	9	4	3	3	2	4	1	–	–	8	–	–
4724	15	5	12	6	5	12	4	–	5	2	5	7	–	–	–	9	–	–
4729	38	31	30	18	31	30	14	18	19	4	13	11	–	–	–	20	–	–
4731	212	109	118	113	109	118	59	52	60	54	56	56	–	1	2	99	–	–
4732	2	–	–	2	–	–	1	–	–	1	–	–	–	–	–	–	–	–
4741	35	12	17	20	12	17	11	5	7	9	7	10	–	–	–	15	–	–
4742	41	23	23	24	23	23	14	16	17	10	7	6	–	–	–	17	–	–
4743	38	35	28	26	35	28	22	26	19	4	7	9	–	2	–	12	–	–
4744	459	260	242	237	260	242	187	205	183	48	53	59	2	2	–	222	–	–
4751	35	26	13	24	26	13	13	15	6	11	11	7	–	–	–	11	–	–
4752	10	12	15	6	12	15	3	6	9	3	6	6	–	–	–	4	–	–
4753	80	70	46	43	70	46	29	41	27	14	28	19	–	1	–	37	–	–
4754	124	60	63	66	60	63	40	36	37	25	24	25	1	–	1	58	–	–
4755	20	14	8	8	14	8	4	9	4	4	5	4	–	–	–	12	–	–
4757	24	14	16	18	14	16	14	8	11	4	6	5	–	–	–	6	–	–
4759	29	21	14	17	21	14	11	13	11	6	8	3	–	–	–	12	–	–
4761	20	7	18	9	7	18	4	3	6	5	4	12	–	–	–	11	–	–
4762	2	–	–	1	–	–	1	–	–	–	–	–	–	–	–	1	–	–
4763	21	15	16	13	15	16	8	6	8	5	9	8	–	–	–	8	–	–
4771	81	42	43	46	42	43	20	18	24	26	24	19	–	–	–	35	–	–
4772	8	3	3	4	3	3	2	2	1	2	1	2	–	–	–	4	–	–
4773	3	6	5	3	6	5	2	3	5	1	3	–	–	–	–	–	–	–
4774	10	5	4	8	5	4	–	–	1	8	5	3	–	–	–	2	–	–
4781	170	65	82	72	65	82	34	34	35	35	31	46	3	–	1	98	–	–
4782	37	12	27	19	12	27	10	10	17	8	2	10	1	–	–	18	–	–
4783	7	6	5	4	6	5	1	4	3	2	2	2	1	–	–	3	–	–
4784	43	18	24	21	18	24	15	12	20	6	6	4	–	–	–	22	–	–
4785	1	1	1	1	1	1	–	1	1	1	–	–	–	–	–	–	–	–
4789	212	124	104	115	124	104	75	78	61	39	45	40	1	1	3	97	–	–
4911	31	24	22	24	24	22	23	21	20	1	3	2	–	–	–	7	–	–
4921	173	79	74	79	79	74	48	45	42	26	29	31	5	5	1	94	–	–
4922	49	30	13	19	30	13	10	16	11	8	13	2	1	1	–	30	–	–
4923	1	–	1	–	–	1	–	–	–	–	–	1	–	–	–	1	–	–
4924	5	1	3	2	1	3	2	1	1	–	–	2	–	–	–	3	–	–
4929	19	2	3	3	2	3	3	2	3	–	–	–	–	–	–	16	–	–
4930	1.235	681	627	702	680	627	525	528	457	165	143	166	12	9	4	533	1	–
4940	8	3	8	8	3	8	8	3	8	–	–	–	–	–	–	–	–	–
4950	1	–	–	1	–	–	–	–	–	1	–	–	–	–	–	–	–	–
5011	2	–	–	1	–	–	1	–	–	–	–	–	–	–	–	1	–	–
5012	4	–	3	4	–	3	4	–	2	–	–	1	–	–	–	–	–	–
5021	4	3	3	3	3	3	3	2	2	–	1	1	–	–	–	1	–	–
5022	–	1	2	–	1	2	–	–	1	–	1	1	–	–	–	–	–	–
5030	22	13	12	17	7	7	16	6	6	1	1	1	–	–	–	5	6	5
5091	2	3	1	2	3	1	1	3	1	1	–	–	–	–	–	–	–	–
5099	1	1	–	1	1	–	1	–	–	–	1	–	–	–	–	–	–	–
5111	17	72	39	14	23	17	7	14	8	7	9	9	–	–	–	3	49	22
5112	1	6	3	1	–	–	1	–	–	–	–	–	–	–	–	–	6	3
5120	–	–	1	–	–	–	–	–	–	–	–	–	–	–	–	–	–	1
5211	139	164	160	121	157	148	82	126	109	38	31	38	1	–	1	18	7	12
5212	123	115	60	48	58	25	38	30	21	10	28	4	–	–	–	75	57	35
5221	18	29	28	15	26	25	12	20	19	3	6	6	–	–	–	3	3	3
5222	3	1	–	1	–	–	1	–	–	–	–	–	–	–	–	2	1	–
5223	27	18	19	15	18	19	4	8	7	11	9	12	–	1	–	12	–	–
5229	11	20	20	6	15	16	6	12	12	–	3	4	–	–	–	5	5	4
5231	151	140	105	143	140	101	110	98	74	33	40	27	–	2	–	8	–	4
5232	4	12	7	3	1	1	3	1	–	–	–	1	–	–	–	1	11	6
5239	4	4	1	4	4	1	1	2	–	3	2	1	–	–	–	–	–	–
5240	15	17	20	10	17	20	6	15	16	4	2	2	–	–	2	5	–	–
5250	53	40	23	40	39	22	32	29	15	8	10	7	–	–	–	13	1	1
5310	483	409	481	412	409	481	333	317	334	55	47	55	24	45	92	71	–	–
5320	63	46	39	38	46	39	26	24	24	12	21	15	–	1	–	25	–	–
5510	197	118	114	109	118	114	76	81	78	31	37	35	2	–	1	88	–	–
5590	9	2	3	6	2	3	5	–	2	1	2	–	–	–	1	3	–	–
5611	589	331	297	281	331	297	194	229	194	82	97	98	5	5	5	308	–	–
5612	7	4	3	1	4	3	1	3	2	–	–	–	–	1	1	6	–	–
5620	377	189	133	190	189	133	156	154	100	32	35	32	2	–	1	187	–	–
5811	2	–	1	1	–	1	–	–	1	1	–	–	–	–	–	1	–	–
5812	9	5	5	8	5	5	3	4	4	5	1	1	–	–	–	1	–	–
5813	–	1	–	–	1	–	–	1	–	–	–	–	–	–	–	–	–	–
5819	1	1	–	–	1	–	–	1	–	–	–	–	–	–	–	1	–	–
5822	19	6	7	16	6	7	12	3	6	4	3	1	–	–	–	3	–	–

Capítulo 23 - Santa Catarina

23.1 - Quantidade de acidentes do trabalho, por situação do registro e motivo, segundo a Classificação Nacional de Atividades Econômicas (CNAE), no estado de Santa Catarina - 2013/2015

(continuação)

CNAE	QUANTIDADE DE ACIDENTES DO TRABALHO																	
	Total			Com CAT Registrada												Sem CAT Registrada		
				Total			Motivo											
							Típico			Trajeto			Doença do Trabalho					
	2013	2014	2015	2013	2014	2015	2013	2014	2015	2013	2014	2015	2013	2014	2015	2013	2014	2015
5823	4	1	–	3	1	–	2	–	–	1	1	–	–	–	–	1	–	–
5829	11	3	3	4	3	3	4	3	2	–	–	1	–	–	–	7	–	–
5911	1	2	–	–	1	–	–	–	–	–	1	–	–	–	–	1	1	–
5914	3	1	–	3	1	–	2	–	–	1	1	–	–	–	–	–	–	–
6010	2	13	9	2	9	6	2	7	1	–	2	5	–	–	–	–	4	3
6021	9	14	18	7	9	14	5	5	6	2	4	8	–	–	–	2	5	4
6110	29	28	42	20	28	42	18	21	37	2	7	4	–	–	1	9	–	–
6120	9	6	29	9	6	29	3	3	15	6	3	14	–	–	–	–	–	–
6141	14	21	5	13	20	5	7	8	2	6	12	3	–	–	–	1	1	–
6142	–	–	1	–	–	1	–	–	1	–	–	–	–	–	–	–	–	–
6190	6	18	29	5	18	29	2	13	15	3	5	14	–	–	–	1	–	–
6201	25	180	145	17	28	27	5	8	11	12	20	15	–	–	1	8	152	118
6202	8	14	14	5	14	14	3	5	3	2	8	10	–	1	1	3	–	–
6203	15	19	21	11	19	21	4	5	7	7	14	12	–	–	2	4	–	–
6204	2	6	7	1	6	7	–	2	1	1	4	5	–	–	1	1	–	–
6209	10	8	3	7	8	3	2	5	1	5	3	2	–	–	–	3	–	–
6311	15	26	12	11	18	9	1	13	5	10	5	4	–	–	–	4	8	3
6319	1	1	–	1	1	–	–	1	–	1	–	–	–	–	–	–	–	–
6399	–	1	–	–	1	–	–	1	–	–	–	–	–	–	–	–	–	–
6421	33	26	17	20	26	17	15	22	10	2	–	4	3	4	3	13	–	–
6422	153	95	67	72	95	67	26	46	28	9	11	15	37	38	24	81	–	–
6423	35	14	14	14	14	14	5	10	5	6	3	7	3	1	2	21	–	–
6424	15	9	12	9	9	12	2	3	6	6	5	6	1	1	–	6	–	–
6434	–	1	–	–	1	–	–	–	–	–	1	–	–	–	–	–	–	–
6436	7	1	–	6	1	–	2	–	–	3	1	–	1	–	–	1	–	–
6462	4	8	4	3	8	4	3	6	2	–	2	2	–	–	–	1	–	–
6463	3	1	1	3	1	1	2	–	1	1	1	–	–	–	–	–	–	–
6470	–	–	2	–	–	2	–	–	2	–	–	–	–	–	–	–	–	–
6491	–	1	–	–	1	–	–	–	–	–	1	–	–	–	–	–	–	–
6493	3	–	2	3	–	2	1	–	1	2	–	1	–	–	–	–	–	–
6499	3	3	2	2	3	2	–	–	1	2	3	1	–	–	–	1	–	–
6511	1	1	2	–	1	2	–	–	–	–	–	2	–	1	–	1	–	–
6512	2	2	3	1	2	3	–	–	2	1	2	1	–	–	–	1	–	–
6520	–	1	–	–	1	–	–	–	–	–	1	–	–	–	–	–	–	–
6541	–	1	3	–	1	3	–	–	2	–	1	1	–	–	–	–	–	–
6550	34	43	47	33	43	47	17	14	19	15	28	27	1	1	1	1	–	–
6612	2	1	1	2	1	1	1	–	–	1	1	1	–	–	–	–	–	–
6613	–	11	6	–	–	1	–	–	–	–	–	1	–	–	–	–	11	5
6619	1	2	1	–	2	1	–	–	–	–	2	1	–	–	–	1	–	–
6621	–	1	4	–	–	1	–	–	1	–	–	–	–	–	–	–	1	3
6622	4	1	2	2	1	2	2	–	–	–	1	2	–	–	–	2	–	–
6629	2	2	–	2	2	–	–	1	–	2	1	–	–	–	–	–	–	–
6630	–	14	11	–	–	–	–	–	–	–	–	–	–	–	–	–	14	11
6810	38	25	22	24	25	22	19	22	20	5	3	2	–	–	–	14	–	–
6821	10	11	9	7	11	9	3	7	6	4	4	3	–	–	–	3	–	–
6822	10	23	14	8	23	14	6	19	7	2	4	7	–	–	–	2	–	–
6911	1	6	10	–	6	10	–	–	7	–	5	3	–	1	–	1	–	–
6912	7	4	6	5	4	6	1	1	–	4	3	6	–	–	–	2	–	–
6920	72	70	54	48	70	54	21	24	17	27	44	36	–	2	1	24	–	–
7010	1	2	–	1	2	–	1	2	–	–	–	–	–	–	–	–	–	–
7020	20	22	22	13	22	22	9	14	16	4	8	6	–	–	–	7	–	–
7111	3	–	1	2	–	1	1	–	1	1	–	–	–	–	–	1	–	–
7112	85	63	71	65	63	71	42	41	44	21	21	25	2	1	2	20	–	–
7119	12	3	6	6	3	6	3	1	1	3	2	5	–	–	–	6	–	–
7120	4	6	5	2	6	5	–	4	3	2	2	2	–	–	–	2	–	–
7210	31	29	21	21	27	21	17	21	15	3	6	6	1	–	–	10	2	–
7220	1	6	7	1	1	–	–	1	–	–	–	–	1	–	–	–	5	7
7311	3	23	13	2	2	2	–	2	–	2	–	2	–	–	–	1	21	11
7312	4	4	4	3	4	4	–	2	4	3	2	–	–	–	–	1	–	–
7319	13	6	12	9	6	12	4	1	8	5	5	4	–	–	–	4	–	–
7320	5	3	7	3	1	2	2	–	1	1	1	1	–	–	–	2	2	5
7410	1	3	–	1	3	–	–	1	–	1	2	–	–	–	–	–	–	–
7420	4	6	14	2	1	7	1	1	6	1	–	1	–	–	–	2	5	7
7490	30	12	18	16	12	18	9	6	9	6	5	8	1	1	1	14	–	–
7500	1	1	1	1	1	1	–	1	–	1	–	1	–	–	–	–	–	–
7711	14	10	11	5	10	11	1	6	3	4	4	8	–	–	–	9	–	–
7719	3	–	–	2	–	–	2	–	–	–	–	–	–	–	–	1	–	–
7721	1	1	1	–	1	1	–	–	1	–	1	–	–	–	–	1	–	–
7722	1	–	–	–	–	–	–	–	–	–	–	–	–	–	–	1	–	–
7723	10	8	9	4	8	9	2	5	8	2	3	1	–	–	–	6	–	–
7729	8	3	2	4	3	2	2	1	1	2	2	1	–	–	–	4	–	–
7731	2	–	1	–	–	1	–	–	1	–	–	–	–	–	–	2	–	–
7732	21	6	12	13	6	12	11	6	10	2	–	2	–	–	–	8	–	–
7733	4	3	5	4	1	2	2	1	1	2	–	1	–	–	–	–	2	3
7739	24	10	17	14	10	17	10	8	14	3	2	3	1	–	–	10	–	–
7740	3	–	–	2	–	–	1	–	–	1	–	–	–	–	–	1	–	–

Capítulo 23 - Santa Catarina

23.1 - Quantidade de acidentes do trabalho, por situação do registro e motivo, segundo a Classificação Nacional de Atividades Econômicas (CNAE), no estado de Santa Catarina - 2013/2015

(conclusão)

CNAE	QUANTIDADE DE ACIDENTES DO TRABALHO																	
	Total			Com CAT Registrada												Sem CAT Registrada		
				Total			Motivo											
							Típico			Trajeto			Doença do Trabalho					
	2013	2014	2015	2013	2014	2015	2013	2014	2015	2013	2014	2015	2013	2014	2015	2013	2014	2015
7810	21	11	6	8	11	6	5	6	–	3	5	6	–	–	–	13	–	–
7820	186	112	84	110	112	84	74	68	48	36	44	35	–	–	1	76	–	–
7830	33	23	16	20	23	16	14	10	6	5	10	10	1	3	–	13	–	–
7911	8	9	6	3	9	6	2	4	3	1	5	3	–	–	–	5	–	–
7990	2	2	–	2	2	–	1	–	–	1	2	–	–	–	–	–	–	–
8011	321	237	223	203	233	222	90	89	89	113	142	132	–	2	1	118	4	1
8012	79	82	91	68	75	83	40	27	35	26	48	48	2	–	–	11	7	8
8020	35	44	39	25	44	39	13	22	15	12	22	24	–	–	–	10	–	–
8030	–	28	13	–	–	–	–	–	–	–	–	–	–	–	–	–	28	13
8111	16	8	15	9	8	15	5	3	11	4	5	2	–	–	2	7	–	–
8112	204	122	98	128	122	98	84	84	67	42	38	30	2	–	1	76	–	–
8121	585	313	267	346	313	267	222	201	159	122	105	105	2	7	3	239	–	–
8122	5	17	15	2	5	4	1	3	3	1	2	1	–	–	–	3	12	11
8129	34	22	30	22	22	30	15	14	17	7	8	13	–	–	–	12	–	–
8130	18	32	27	7	10	12	6	9	6	1	1	6	–	–	–	11	22	15
8211	64	39	50	36	35	43	15	15	20	21	16	17	–	4	6	28	4	7
8219	14	13	16	11	13	16	7	5	7	4	8	9	–	–	–	3	–	–
8220	49	33	33	40	32	33	13	8	9	26	23	24	1	1	–	9	1	–
8230	17	5	10	5	5	10	3	3	7	1	2	3	1	–	–	12	–	–
8291	13	40	40	6	8	9	5	2	1	1	6	7	–	–	1	7	32	31
8292	8	2	1	3	2	1	1	1	1	2	1	–	–	–	–	5	–	–
8299	92	49	65	52	49	65	31	23	33	20	26	32	1	–	–	40	–	–
8411	1.581	723	644	678	723	644	519	519	479	155	197	160	4	7	5	903	–	–
8412	113	5	7	16	5	7	10	3	2	6	2	5	–	–	–	97	–	–
8422	–	1	2	–	1	2	–	1	2	–	–	–	–	–	–	–	–	–
8423	14	–	5	3	–	5	2	–	3	1	–	2	–	–	–	11	–	–
8424	1	3	3	1	3	3	1	2	1	–	–	1	–	1	1	–	–	–
8430	3	2	–	3	2	–	3	2	–	–	–	–	–	–	–	–	–	–
8511	12	287	215	3	6	9	2	6	5	1	–	4	–	–	–	9	281	206
8512	15	17	12	10	17	11	8	10	8	1	6	3	1	1	–	5	–	1
8513	46	46	50	24	38	45	20	31	33	4	7	10	–	–	2	22	8	5
8520	24	22	15	16	22	15	11	20	11	5	2	4	–	–	–	8	–	–
8531	47	52	47	35	37	40	28	26	30	7	11	9	–	–	1	12	15	7
8532	39	33	28	24	26	18	15	14	11	9	9	7	–	3	–	15	7	10
8533	19	25	32	18	25	32	6	17	13	2	2	9	10	6	10	1	–	–
8541	6	4	6	3	4	6	2	3	6	1	1	–	–	–	–	3	–	–
8542	3	8	9	2	5	2	2	3	2	–	–	–	–	2	–	1	3	7
8550	1	–	3	–	–	3	–	–	1	–	–	1	–	–	1	1	–	–
8591	1	–	–	1	–	–	1	–	–	–	–	–	–	–	–	–	–	–
8593	3	2	7	2	2	7	2	2	4	–	–	3	–	–	–	1	–	–
8599	54	52	59	35	52	59	22	28	29	13	23	29	–	1	1	19	–	–
8610	1.725	1.828	1.823	1.494	1.828	1.823	1.269	1.570	1.567	218	254	250	7	4	6	231	–	–
8621	69	104	76	68	104	76	61	89	58	7	15	17	–	–	1	1	–	–
8622	–	–	1	–	–	1	–	–	1	–	–	–	–	–	–	–	–	–
8630	51	39	58	37	39	58	19	26	27	16	13	31	2	–	–	14	–	–
8640	97	80	78	78	78	76	44	51	51	34	27	25	–	–	–	19	2	2
8650	12	10	10	7	10	10	5	6	6	2	4	3	–	–	1	5	–	–
8660	35	10	4	35	10	4	31	7	3	4	3	1	–	–	–	–	–	–
8690	56	71	37	54	71	37	43	60	23	11	11	14	–	–	–	2	–	–
8711	32	7	8	12	7	8	8	6	5	4	1	1	–	–	2	20	–	–
8712	–	–	1	–	–	1	–	–	–	–	–	1	–	–	–	–	–	–
8720	–	3	3	–	3	3	–	2	1	–	1	–	–	–	2	–	–	–
8730	13	6	4	4	6	4	4	4	3	–	2	1	–	–	–	9	–	–
8800	44	49	32	36	49	32	25	36	24	10	10	8	1	3	–	8	–	–
9001	2	3	1	1	3	1	1	3	–	–	–	1	–	–	–	1	–	–
9102	–	1	1	–	1	1	–	–	1	–	1	–	–	–	–	–	–	–
9311	–	1	–	–	1	–	–	1	–	–	–	–	–	–	–	–	–	–
9312	38	23	18	23	23	18	20	19	17	3	3	–	–	1	1	15	–	–
9313	12	10	10	3	10	10	3	5	6	–	5	3	–	–	1	9	–	–
9319	7	2	6	4	2	6	4	2	4	–	–	2	–	–	–	3	–	–
9321	18	19	24	10	19	24	7	17	18	2	2	4	1	–	2	8	–	–
9329	20	7	8	11	7	8	7	6	5	4	1	3	–	–	–	9	–	–
9411	212	162	121	185	162	121	143	113	88	40	48	33	2	1	–	27	–	–
9412	67	43	36	53	43	36	45	29	27	8	14	9	–	–	–	14	–	–
9420	23	14	13	11	14	13	4	7	7	6	7	2	1	–	4	12	–	–
9430	166	78	89	72	78	89	54	48	66	14	28	23	4	2	–	94	–	–
9491	79	42	48	53	42	48	41	28	37	12	14	10	–	–	1	26	–	–
9492	–	14	15	–	–	–	–	–	–	–	–	–	–	–	–	–	14	15
9493	1	–	–	–	–	–	–	–	–	–	–	–	–	–	–	1	–	–
9499	88	100	92	73	100	92	59	83	75	14	17	17	–	–	–	15	–	–
9511	7	3	2	4	3	2	3	1	1	1	2	1	–	–	–	3	–	–
9512	1	8	4	1	8	4	–	7	3	1	1	1	–	–	–	–	–	–
9521	22	11	11	14	11	11	8	3	5	5	7	5	1	1	1	8	–	–
9529	8	9	4	4	9	4	2	6	1	2	3	3	–	–	–	4	–	–
9601	27	13	17	9	13	17	6	11	10	3	2	7	–	–	–	18	–	–
9602	9	7	6	3	7	6	–	4	2	3	3	3	–	–	1	6	–	–
9603	8	9	8	2	9	8	–	3	6	2	6	2	–	–	–	6	–	–
9609	11	8	8	7	8	8	6	5	2	1	3	6	–	–	–	4	–	–
9700	4	4	4	4	4	4	1	2	3	3	2	1	–	–	–	–	–	–
Ignorado	4.235	13.745	10.200	87	90	95	79	87	85	8	3	8	–	–	2	4.148	13.655	10.105

Fonte: DATAPREV, CAT, SUB.

Nota: Os dados são preliminares, estando sujeitos a correções.

Capítulo 23 - Santa Catarina

23.2 - Quantidade de acidentes do trabalho, por situação do registro e motivo, segundo os grupos de idade e sexo, no estado de Santa Catarina - 2013/2015

GRUPOS DE IDADE E SEXO	QUANTIDADE DE ACIDENTES DO TRABALHO																	
	Total			Com CAT Registrada												Sem CAT Registrada		
				Total			Motivo											
							Típico			Trajeto			Doença do Trabalho					
	2013	2014	2015	2013	2014	2015	2013	2014	2015	2013	2014	2015	2013	2014	2015	2013	2014	2015
TOTAL	**46.748**	**46.004**	**38.360**	**28.723**	**29.862**	**26.478**	**22.582**	**23.155**	**20.334**	**5.461**	**5.869**	**5.599**	**680**	**838**	**545**	**18.025**	**16.142**	**11.882**
Masculino	**31.334**	**30.693**	**26.032**	**20.647**	**21.116**	**18.642**	**16.899**	**17.047**	**14.946**	**3.430**	**3.588**	**3.416**	**318**	**481**	**280**	**10.687**	**9.577**	**7.390**
Feminino	**15.414**	**15.311**	**12.327**	**8.076**	**8.746**	**7.835**	**5.683**	**6.108**	**5.387**	**2.031**	**2.281**	**2.183**	**362**	**357**	**265**	**7.338**	**6.565**	**4.492**
Ignorado	**–**	**–**	**1**	**–**	**–**	**1**	**–**	**–**	**1**	**–**	**–**	**–**	**–**	**–**	**–**	**–**	**–**	**–**
Até 19 anos	2.274	2.024	1.577	1.760	1.582	1.243	1.379	1.211	922	375	358	315	6	13	6	514	442	334
Masculino	1.769	1.560	1.211	1.365	1.224	960	1.105	968	747	256	248	210	4	8	3	404	336	251
Feminino	505	464	366	395	358	283	274	243	175	119	110	105	2	5	3	110	106	83
Ignorado	–	–	–	–	–	–	–	–	–	–	–	–	–	–	–	–	–	–
20 a 24 anos	6.937	6.788	5.580	5.380	5.423	4.528	4.148	4.149	3.439	1.166	1.193	1.047	66	81	42	1.557	1.365	1.052
Masculino	5.183	4.979	4.070	4.092	4.016	3.317	3.295	3.204	2.658	757	751	636	40	61	23	1.091	963	753
Feminino	1.754	1.809	1.510	1.288	1.407	1.211	853	945	781	409	442	411	26	20	19	466	402	299
Ignorado	–	–	–	–	–	–	–	–	–	–	–	–	–	–	–	–	–	–
25 a 29 anos	6.852	7.040	5.861	5.039	5.380	4.636	3.895	4.136	3.529	1.054	1.117	1.067	90	127	40	1.813	1.660	1.225
Masculino	4.694	4.837	4.026	3.575	3.810	3.229	2.895	3.082	2.597	640	649	613	40	79	19	1.119	1.027	797
Feminino	2.158	2.203	1.835	1.464	1.570	1.407	1.000	1.054	932	414	468	454	50	48	21	694	633	428
Ignorado	–	–	–	–	–	–	–	–	–	–	–	–	–	–	–	–	–	–
30 a 34 anos	6.812	6.873	5.935	4.675	4.945	4.446	3.693	3.810	3.402	881	993	961	101	142	83	2.137	1.928	1.489
Masculino	4.487	4.562	3.978	3.269	3.427	3.053	2.711	2.725	2.431	508	627	579	50	75	43	1.218	1.135	925
Feminino	2.325	2.311	1.957	1.406	1.518	1.393	982	1.085	971	373	366	382	51	67	40	919	793	564
Ignorado	–	–	–	–	–	–	–	–	–	–	–	–	–	–	–	–	–	–
35 a 39 anos	5.904	5.870	5.104	3.616	3.865	3.575	2.916	3.038	2.736	595	702	738	105	125	101	2.288	2.005	1.529
Masculino	3.772	3.773	3.379	2.532	2.651	2.469	2.104	2.167	1.963	391	412	463	37	72	43	1.240	1.122	910
Feminino	2.132	2.097	1.725	1.084	1.214	1.106	812	871	773	204	290	275	68	53	58	1.048	883	619
Ignorado	–	–	–	–	–	–	–	–	–	–	–	–	–	–	–	–	–	–
40 a 44 anos	5.549	5.378	4.402	2.962	3.079	2.824	2.336	2.380	2.199	512	576	536	114	123	89	2.587	2.299	1.578
Masculino	3.505	3.355	2.827	2.108	2.113	1.937	1.733	1.704	1.548	332	343	350	43	66	39	1.397	1.242	890
Feminino	2.044	2.023	1.575	854	966	887	603	676	651	180	233	186	71	57	50	1.190	1.057	688
Ignorado	–	–	–	–	–	–	–	–	–	–	–	–	–	–	–	–	–	–
45 a 49 anos	5.379	5.073	4.023	2.597	2.469	2.258	2.058	1.958	1.771	437	410	400	102	101	87	2.782	2.604	1.765
Masculino	3.353	3.186	2.620	1.833	1.705	1.594	1.489	1.404	1.304	292	250	244	52	51	46	1.520	1.481	1.026
Feminino	2.026	1.887	1.402	764	764	663	569	554	466	145	160	156	50	50	41	1.262	1.123	739
Ignorado	–	–	1	–	–	1	–	–	1	–	–	–	–	–	–	–	–	–
50 a 54 anos	4.041	3.925	3.316	1.554	1.753	1.644	1.238	1.393	1.280	251	273	302	65	87	62	2.487	2.172	1.672
Masculino	2.462	2.357	2.108	1.063	1.185	1.144	889	985	920	142	157	183	32	43	41	1.399	1.172	964
Feminino	1.579	1.568	1.208	491	568	500	349	408	360	109	116	119	33	44	21	1.088	1.000	708
Ignorado	–	–	–	–	–	–	–	–	–	–	–	–	–	–	–	–	–	–
55 a 59 anos	2.180	2.165	1.818	781	910	889	642	725	698	113	156	167	26	29	24	1.399	1.255	929
Masculino	1.494	1.438	1.251	531	629	601	456	527	490	58	83	97	17	19	14	963	809	650
Feminino	686	727	567	250	281	288	186	198	208	55	73	70	9	10	10	436	446	279
Ignorado	–	–	–	–	–	–	–	–	–	–	–	–	–	–	–	–	–	–
60 a 64 anos	669	693	595	279	342	329	217	262	275	57	71	48	5	9	6	390	351	266
Masculino	511	511	454	218	255	258	176	199	223	39	50	29	3	6	6	293	256	196
Feminino	158	182	141	61	87	71	41	63	52	18	21	19	2	3	–	97	95	70
Ignorado	–	–	–	–	–	–	–	–	–	–	–	–	–	–	–	–	–	–
65 a 69 anos	121	150	118	57	93	81	43	75	63	14	17	13	–	1	5	64	57	37
Masculino	83	116	88	42	82	61	32	66	50	10	15	8	–	1	3	41	34	27
Feminino	38	34	30	15	11	20	11	9	13	4	2	5	–	–	2	23	23	10
Ignorado	–	–	–	–	–	–	–	–	–	–	–	–	–	–	–	–	–	–
70 anos e mais	27	19	27	20	18	23	15	16	18	5	2	5	–	–	–	7	1	4
Masculino	18	16	17	16	16	17	12	14	13	4	2	4	–	–	–	2	–	–
Feminino	9	3	10	4	2	6	3	2	5	1	–	1	–	–	–	5	1	4
Ignorado	–	–	–	–	–	–	–	–	–	–	–	–	–	–	–	–	–	–
Ignorada	3	6	4	3	3	2	2	2	2	1	1	–	–	–	–	–	3	2
Masculino	3	3	3	3	3	2	2	2	2	1	1	–	–	–	–	–	–	1
Feminino	–	3	1	–	–	–	–	–	–	–	–	–	–	–	–	–	3	1
Ignorado	–	–	–	–	–	–	–	–	–	–	–	–	–	–	–	–	–	–

Fonte: DATAPREV, CAT, SUB.
Nota: Os dados são preliminares, estando sujeitos a correções.

Capítulo 23 - Santa Catarina

23.3 - Quantidade mensal de acidentes do trabalho, por situação do registro e motivo, no estado de Santa Catarina - 2013/2015

MESES	QUANTIDADE DE ACIDENTES DO TRABALHO																	
	Total			Com CAT Registrada												Sem CAT Registrada		
				Total			Motivo											
							Típico			Trajeto			Doença do Trabalho					
	2013	2014	2015	2013	2014	2015	2013	2014	2015	2013	2014	2015	2013	2014	2015	2013	2014	2015
TOTAL	**46.748**	**46.004**	**38.360**	**28.723**	**29.862**	**26.478**	**22.582**	**23.155**	**20.334**	**5.461**	**5.869**	**5.599**	**680**	**838**	**545**	**18.025**	**16.142**	**11.882**
Janeiro	3.626	3.763	3.328	2.228	2.413	2.243	1.789	1.900	1.763	398	444	442	41	69	38	1.398	1.350	1.085
Fevereiro	3.638	3.910	3.345	2.196	2.468	2.329	1.744	1.931	1.831	408	486	450	44	51	48	1.442	1.442	1.016
Março	3.972	4.206	3.594	2.365	2.777	2.538	1.859	2.063	1.975	449	508	511	57	206	52	1.607	1.429	1.056
Abril	4.317	3.818	3.197	2.677	2.410	2.178	2.105	1.888	1.683	522	465	455	50	57	40	1.640	1.408	1.019
Maio	4.085	3.972	3.308	2.485	2.540	2.263	1.958	1.967	1.722	479	521	492	48	52	49	1.600	1.432	1.045
Junho	3.831	3.655	3.334	2.277	2.415	2.220	1.784	1.824	1.682	441	525	493	52	66	45	1.554	1.240	1.114
Julho	4.247	4.165	3.482	2.615	2.666	2.308	2.040	2.101	1.738	497	508	518	78	57	52	1.632	1.499	1.174
Agosto	4.092	4.069	3.432	2.547	2.570	2.271	2.005	2.041	1.757	469	465	474	73	64	40	1.545	1.499	1.161
Setembro	3.951	4.027	3.199	2.396	2.628	2.166	1.857	2.018	1.638	472	534	466	67	76	62	1.555	1.399	1.033
Outubro	4.238	4.277	2.952	2.612	2.803	2.108	2.057	2.208	1.621	498	538	445	57	57	42	1.626	1.474	844
Novembro	3.803	3.419	2.878	2.414	2.284	2.155	1.893	1.753	1.629	459	486	486	62	45	40	1.389	1.135	723
Dezembro	2.948	2.723	2.311	1.911	1.888	1.699	1.491	1.461	1.295	369	389	367	51	38	37	1.037	835	612

Fonte: DATAPREV, CAT, SUB.
Nota: Os dados são preliminares, estando sujeitos a correções.

DISTRIBUIÇÃO DE ACIDENTES DO TRABALHO, POR MOTIVO, NO ESTADO DE SANTA CATARINA - 2015

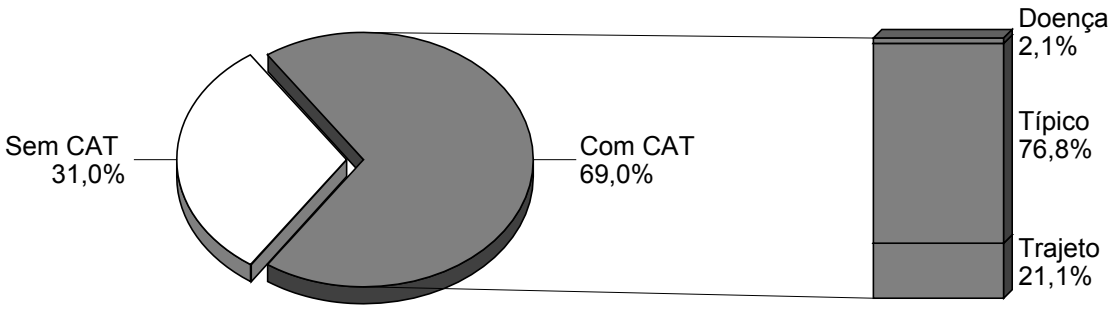

Fonte: DATAPREV, CAT, SUB.

Capítulo 24 - Rio Grande do Sul

24.1 - Quantidade de acidentes do trabalho, por situação do registro e motivo, segundo a Classificação Nacional de Atividades Econômicas (CNAE), no estado do Rio Grande do Sul - 2013/2015

(continua)

CNAE	QUANTIDADE DE ACIDENTES DO TRABALHO																	
	Total			Com CAT Registrada												Sem CAT Registrada		
				Total			Motivo											
							Típico			Trajeto			Doença do Trabalho					
	2013	2014	2015	2013	2014	2015	2013	2014	2015	2013	2014	2015	2013	2014	2015	2013	2014	2015
TOTAL	**59.950**	**60.020**	**52.030**	**43.447**	**44.994**	**40.360**	**34.828**	**36.351**	**32.631**	**7.082**	**7.248**	**6.603**	**1.537**	**1.395**	**1.126**	**16.503**	**15.026**	**11.670**
0111	248	215	211	184	158	123	160	143	112	23	11	10	1	4	1	64	57	88
0112	4	136	143	4	1	3	3	1	3	1	–	–	–	–	–	–	135	140
0113	–	17	16	–	4	–	–	4	–	–	–	–	–	–	–	–	13	16
0114	1	1	6	1	–	3	1	–	3	–	–	–	–	–	–	–	1	3
0115	57	45	37	40	45	37	36	42	29	4	3	8	–	–	–	17	–	–
0116	4	8	–	2	8	–	2	6	–	–	2	–	–	–	–	2	–	–
0119	19	10	7	11	10	7	8	8	6	3	2	1	–	–	–	8	–	–
0121	7	367	251	4	10	3	4	9	3	–	1	–	–	–	–	3	357	248
0122	2	4	4	2	4	4	1	2	4	1	2	–	–	–	–	–	–	–
0131	4	5	1	2	5	1	1	4	1	1	1	–	–	–	–	2	–	–
0132	3	1	3	2	1	3	2	–	3	–	1	–	–	–	–	1	–	–
0133	156	54	78	65	54	78	61	43	74	4	10	4	–	1	–	91	–	–
0134	1	5	4	1	–	–	–	–	–	1	–	–	–	–	–	–	5	4
0139	9	77	58	8	7	6	6	5	5	1	2	1	1	–	–	1	70	52
0141	56	57	64	53	57	64	49	49	59	3	8	4	1	–	1	3	–	–
0142	5	2	3	4	1	2	4	–	2	–	1	–	–	–	–	1	1	1
0151	160	92	58	107	92	58	102	84	56	5	8	2	–	–	–	53	–	–
0152	10	5	7	8	5	7	7	5	6	–	–	1	1	–	–	2	–	–
0153	1	–	–	1	–	–	1	–	–	–	–	–	–	–	–	–	–	–
0154	57	36	48	45	36	48	40	31	41	5	5	7	–	–	–	12	–	–
0155	103	70	56	86	70	56	61	60	52	23	8	3	2	2	1	17	–	–
0159	4	1	1	1	1	1	1	1	1	–	–	–	–	–	–	3	–	–
0161	76	59	52	60	59	52	51	50	41	9	9	9	–	–	2	16	–	–
0162	21	36	23	15	36	23	12	32	18	2	4	5	1	–	–	6	–	–
0163	14	8	10	9	8	10	9	6	9	–	2	–	–	–	1	5	–	–
0210	161	97	102	123	97	102	110	94	99	11	3	3	2	–	–	38	–	–
0220	2	–	1	–	–	1	–	–	1	–	–	–	–	–	–	2	–	–
0230	61	33	46	46	33	46	43	31	43	3	2	3	–	–	–	15	–	–
0311	8	2	–	8	2	–	7	2	–	–	–	–	1	–	–	–	–	–
0322	–	–	1	–	–	1	–	–	1	–	–	–	–	–	–	–	–	–
0500	45	41	44	38	41	44	33	36	38	3	4	1	2	1	5	7	–	–
0600	2	–	–	2	–	–	1	–	–	1	–	–	–	–	–	–	–	–
0810	134	108	108	90	108	108	78	89	94	12	18	13	–	1	1	44	–	–
0891	1	–	–	–	–	–	–	–	–	–	–	–	–	–	–	1	–	–
0892	5	3	2	5	3	2	3	3	1	1	–	1	1	–	–	–	–	–
0899	2	4	–	2	4	–	1	2	–	1	2	–	–	–	–	–	–	–
0910	4	5	–	3	5	–	1	4	–	2	1	–	–	–	–	1	–	–
0990	7	–	1	7	–	1	6	–	1	–	–	–	1	–	–	–	–	–
1011	624	542	551	479	542	551	407	471	484	25	25	25	47	46	42	145	–	–
1012	1.935	1.988	2.012	1.504	1.819	1.900	1.261	1.531	1.674	101	183	129	142	105	97	431	169	112
1013	411	349	262	365	349	262	268	270	239	15	24	10	82	55	13	46	–	–
1020	19	7	11	13	7	11	11	6	10	2	1	1	–	–	–	6	–	–
1031	41	17	17	21	17	17	19	16	15	2	1	1	–	–	1	20	–	–
1032	16	31	31	14	31	31	11	30	30	3	1	1	–	–	–	2	–	–
1033	24	25	18	18	25	18	16	24	17	2	1	1	–	–	–	6	–	–
1041	126	94	107	111	94	107	96	76	93	15	17	14	–	1	–	15	–	–
1042	–	–	2	–	–	2	–	–	2	–	–	–	–	–	–	–	–	–
1043	–	1	–	–	1	–	–	1	–	–	–	–	–	–	–	–	–	–
1051	67	46	46	57	46	46	48	34	38	9	12	7	–	–	1	10	–	–
1052	119	161	183	91	161	183	79	145	155	12	15	27	–	1	1	28	–	–
1053	12	11	14	8	11	14	6	10	10	1	1	4	1	–	–	4	–	–
1061	271	217	180	193	217	180	167	191	151	25	24	26	1	2	3	78	–	–
1062	76	52	61	64	52	61	58	48	53	6	4	8	–	–	–	12	–	–
1063	1	–	–	1	–	–	1	–	–	–	–	–	–	–	–	–	–	–
1064	4	2	1	3	2	1	3	2	1	–	–	–	–	–	–	1	–	–
1066	116	115	123	94	115	123	82	94	115	11	14	7	1	7	1	22	–	–
1069	43	53	49	33	53	49	27	49	42	6	4	7	–	–	–	10	–	–
1071	1	–	–	1	–	–	–	–	–	1	–	–	–	–	–	–	–	–
1081	3	2	2	2	2	2	2	1	2	–	1	–	–	–	–	1	–	–
1091	311	222	151	217	222	151	165	172	125	48	47	21	4	3	5	94	–	–
1092	37	32	49	33	32	49	28	30	41	4	2	8	1	–	–	4	–	–
1093	90	77	61	69	77	61	63	67	48	4	10	12	2	–	1	21	–	–
1094	75	33	30	53	33	30	48	28	24	4	4	6	1	1	–	22	–	–
1095	6	3	1	4	3	1	3	3	–	1	–	1	–	–	–	2	–	–
1096	13	16	11	12	16	11	12	16	10	–	–	1	–	–	–	1	–	–
1099	97	92	78	74	92	78	60	79	64	12	12	14	2	1	–	23	–	–
1111	4	9	15	4	3	6	2	3	4	2	–	2	–	–	–	–	6	9
1112	67	96	69	61	93	67	58	85	54	2	7	10	1	1	3	6	3	2
1113	51	61	38	51	57	37	46	45	32	4	11	3	1	1	2	–	4	1
1121	22	12	4	18	12	4	15	9	4	3	3	–	–	–	–	4	–	–
1122	211	246	141	191	246	141	151	185	109	40	60	32	–	1	–	20	–	–
1210	145	123	134	126	123	134	91	87	105	29	29	19	6	7	10	19	–	–
1220	75	58	38	69	58	37	57	45	28	11	13	9	1	–	–	6	–	1
1311	2	–	2	2	–	2	2	–	2	–	–	–	–	–	–	–	–	–
1312	10	4	6	7	4	6	5	2	5	2	2	1	–	–	–	3	–	–

Capítulo 24 - Rio Grande do Sul

24.1 - Quantidade de acidentes do trabalho, por situação do registro e motivo, segundo a Classificação Nacional de Atividades Econômicas (CNAE), no estado do Rio Grande do Sul - 2013/2015

(continuação)

CNAE	QUANTIDADE DE ACIDENTES DO TRABALHO																	
	Total			Com CAT Registrada												Sem CAT Registrada		
				Total			Motivo											
							Típico			Trajeto			Doença do Trabalho					
	2013	2014	2015	2013	2014	2015	2013	2014	2015	2013	2014	2015	2013	2014	2015	2013	2014	2015
1313	40	25	19	34	25	19	28	23	19	6	2	–	–	–	–	6	–	–
1323	3	6	4	2	6	4	1	5	3	1	1	1	–	–	–	1	–	–
1330	32	24	16	28	24	16	26	24	13	2	–	3	–	–	–	4	–	–
1340	18	22	10	17	22	10	13	20	10	4	2	–	–	–	–	1	–	–
1351	17	2	5	11	2	5	9	2	2	2	–	3	–	–	–	6	–	–
1353	5	3	2	5	3	2	3	3	2	2	–	–	–	–	–	–	–	–
1354	22	34	18	20	34	18	15	27	12	5	5	5	–	2	1	2	–	–
1359	28	24	27	23	24	27	18	19	18	4	4	7	1	1	2	5	–	–
1411	19	8	7	5	8	7	3	5	4	2	3	3	–	–	–	14	–	–
1412	140	81	79	59	81	79	42	56	50	16	20	28	1	5	1	81	–	–
1413	10	6	6	4	6	6	1	3	1	3	3	4	–	–	1	6	–	–
1414	21	27	12	20	27	10	17	23	7	3	4	3	–	–	–	1	–	2
1421	–	1	1	–	–	1	–	–	1	–	–	–	–	–	–	–	1	–
1422	15	9	9	9	9	9	6	7	7	3	1	2	–	1	–	6	–	–
1510	173	187	129	132	187	129	108	167	113	23	20	14	1	–	2	41	–	–
1521	18	15	12	14	10	10	10	6	5	4	4	5	–	–	–	4	5	2
1529	25	14	10	19	14	10	13	12	6	5	2	4	1	–	–	6	–	–
1531	669	422	393	497	420	392	340	290	279	146	124	108	11	6	5	172	2	1
1532	43	18	21	31	17	21	27	12	19	3	5	2	1	–	–	12	1	–
1533	240	214	227	218	214	227	179	165	144	38	46	83	1	3	–	22	–	–
1539	48	32	29	41	32	29	32	21	22	9	11	7	–	–	–	7	–	–
1540	144	110	98	118	110	98	98	80	71	17	28	27	3	2	–	26	–	–
1610	250	171	137	156	163	131	150	155	123	5	8	8	1	–	–	94	8	6
1621	149	87	83	131	87	83	122	81	77	8	5	6	1	1	–	18	–	–
1622	131	84	78	97	84	78	88	74	70	9	8	7	–	2	1	34	–	–
1623	65	41	39	54	41	39	51	39	38	3	2	1	–	–	–	11	–	–
1629	38	27	18	23	27	18	20	24	16	1	3	2	2	–	–	15	–	–
1710	57	84	105	57	84	105	54	83	102	2	1	3	1	–	–	–	–	–
1721	87	77	55	79	77	53	71	76	51	8	1	2	–	–	–	8	–	2
1722	–	1	1	–	1	–	–	1	–	–	–	–	–	–	–	–	–	1
1731	34	23	19	29	19	14	25	16	9	4	3	5	–	–	–	5	4	5
1732	13	16	14	12	16	14	11	14	11	1	2	3	–	–	–	1	–	–
1733	100	81	69	94	81	69	86	69	61	6	11	8	2	1	–	6	–	–
1741	29	58	45	23	51	38	21	47	34	2	3	3	–	1	1	6	7	7
1742	31	18	42	26	18	42	23	16	41	2	2	1	1	–	–	5	–	–
1749	37	27	20	35	22	14	34	19	13	1	3	1	–	–	–	2	5	6
1811	11	17	7	6	3	5	4	1	1	2	2	4	–	–	–	5	14	2
1812	1	24	9	1	–	–	–	–	–	1	–	–	–	–	–	–	24	9
1813	78	68	43	64	68	43	48	51	32	15	17	10	1	–	1	14	–	–
1821	12	3	2	11	2	2	5	2	1	6	–	1	–	–	–	1	1	–
1822	8	6	7	6	6	7	4	4	5	2	1	1	–	1	1	2	–	–
1830	–	–	2	–	–	2	–	–	2	–	–	–	–	–	–	–	–	–
1910	–	12	8	–	–	–	–	–	–	–	–	–	–	–	–	–	12	8
1921	53	49	31	52	46	31	48	38	27	4	7	4	–	1	–	1	3	–
1922	13	11	11	13	11	11	11	9	10	2	1	1	–	1	–	–	–	–
1931	1	37	30	–	1	–	–	1	–	–	–	–	–	–	–	1	36	30
1932	26	30	41	24	28	40	20	27	38	4	1	2	–	–	–	2	2	1
2011	2	–	–	–	–	–	–	–	–	–	–	–	–	–	–	2	–	–
2012	1	–	–	1	–	–	–	–	–	1	–	–	–	–	–	–	–	–
2013	59	139	121	57	139	121	45	125	107	11	14	14	1	–	–	2	–	–
2014	2	4	5	2	4	5	2	3	4	–	1	1	–	–	–	–	–	–
2019	7	4	8	7	4	8	7	4	4	–	–	3	–	–	1	–	–	–
2021	33	44	16	33	42	15	29	40	14	4	1	1	–	1	–	–	2	1
2022	–	5	6	–	–	–	–	–	–	–	–	–	–	–	–	–	5	6
2029	44	58	54	42	57	50	38	52	48	4	5	2	–	–	–	2	1	4
2031	24	28	19	24	26	18	22	25	17	1	1	1	1	–	–	–	2	1
2033	3	4	2	3	4	2	3	3	1	–	1	1	–	–	–	–	–	–
2040	7	15	4	6	12	3	4	12	3	2	–	–	–	–	–	1	3	1
2051	6	4	8	5	4	8	5	4	8	–	–	–	–	–	–	1	–	–
2052	3	4	2	3	4	2	3	2	1	–	2	1	–	–	–	–	–	–
2061	24	19	23	23	19	23	21	18	20	2	1	3	–	–	–	1	–	–
2062	14	6	6	12	6	6	6	4	4	5	2	2	1	–	–	2	–	–
2063	27	16	13	23	16	13	21	12	11	2	4	2	–	–	–	4	–	–
2071	30	43	33	29	43	33	23	32	26	3	7	6	3	4	1	1	–	–
2072	1	–	–	1	–	–	1	–	–	–	–	–	–	–	–	–	–	–
2073	4	9	2	3	9	2	3	9	1	–	–	1	–	–	–	1	–	–
2091	15	11	11	12	5	5	11	5	4	1	–	–	–	–	1	3	6	6
2092	–	2	–	–	2	–	–	2	–	–	–	–	–	–	–	–	–	–
2093	2	5	–	2	5	–	–	4	–	2	1	–	–	–	–	–	–	–
2099	32	17	18	25	17	18	21	16	14	3	1	4	1	–	–	7	–	–
2110	3	2	–	3	2	–	2	2	–	1	–	–	–	–	–	–	–	–
2121	40	29	39	23	28	38	16	23	36	6	5	2	1	–	–	17	1	1
2122	1	1	3	1	1	3	1	–	2	–	1	1	–	–	–	–	–	–
2123	1	–	–	1	–	–	–	–	–	1	–	–	–	–	–	–	–	–
2211	185	118	91	155	111	87	116	90	72	19	17	12	20	4	3	30	7	4
2212	17	18	18	13	17	18	12	13	15	1	3	3	–	1	–	4	1	–
2219	198	186	121	181	139	80	138	114	62	31	25	18	12	–	–	17	47	41
2221	35	42	50	33	39	47	28	30	37	5	7	8	–	2	2	2	3	3

Capítulo 24 - Rio Grande do Sul

24.1 - Quantidade de acidentes do trabalho, por situação do registro e motivo, segundo a Classificação Nacional de Atividades Econômicas (CNAE), no estado do Rio Grande do Sul - 2013/2015

(continuação)

CNAE	QUANTIDADE DE ACIDENTES DO TRABALHO																	
	Total			Com CAT Registrada												Sem CAT Registrada		
				Total			Motivo											
							Típico			Trajeto			Doença do Trabalho					
	2013	2014	2015	2013	2014	2015	2013	2014	2015	2013	2014	2015	2013	2014	2015	2013	2014	2015
2222	200	155	145	174	153	144	153	139	134	20	12	10	1	2	–	26	2	1
2223	–	3	–	–	3	–	–	2	–	–	1	–	–	–	–	–	–	–
2229	497	482	334	404	479	331	365	425	296	28	50	31	11	4	4	93	3	3
2311	32	29	23	30	26	23	26	23	21	4	3	2	–	–	–	2	3	–
2312	–	4	2	–	4	2	–	4	1	–	–	1	–	–	–	–	–	–
2319	73	51	43	60	51	43	59	48	39	1	3	3	–	–	1	13	–	–
2320	12	15	11	12	13	8	11	13	8	1	–	–	–	–	–	–	2	3
2330	248	180	134	185	180	134	170	165	116	14	13	17	1	2	1	63	–	–
2341	7	1	2	1	1	2	1	1	1	–	–	1	–	–	–	6	–	–
2342	125	73	73	74	73	73	66	64	67	8	8	6	–	1	–	51	–	–
2349	18	9	12	16	9	12	14	7	10	2	2	2	–	–	–	2	–	–
2391	50	31	37	31	31	37	26	25	31	3	6	6	2	–	–	19	–	–
2392	8	12	4	7	12	4	6	12	4	1	–	–	–	–	–	1	–	–
2399	12	10	14	10	10	14	9	8	13	1	1	1	–	1	–	2	–	–
2412	1	–	–	–	–	–	–	–	–	–	–	–	–	–	–	1	–	–
2422	1	1	–	1	–	–	1	–	–	–	–	–	–	–	–	–	1	–
2423	80	79	51	80	79	51	61	50	33	16	14	13	3	15	5	–	–	–
2424	7	6	6	7	6	6	6	6	6	1	–	–	–	–	–	–	–	–
2431	34	19	13	31	19	13	19	14	4	3	1	3	9	4	6	3	–	–
2439	14	29	20	11	29	20	10	26	18	1	1	2	–	2	–	3	–	–
2441	10	10	12	10	10	12	8	8	12	2	2	–	–	–	–	–	–	–
2442	1	–	–	1	–	–	1	–	–	–	–	–	–	–	–	–	–	–
2443	–	–	6	–	–	6	–	–	6	–	–	–	–	–	–	–	–	–
2449	24	10	9	19	10	9	18	9	8	1	1	1	–	–	–	5	–	–
2451	296	217	139	258	214	137	234	200	122	20	6	13	4	8	2	38	3	2
2452	17	20	20	12	17	15	10	14	12	1	2	2	1	1	1	5	3	5
2511	289	377	216	240	367	210	221	346	201	16	18	7	3	3	2	49	10	6
2512	160	106	106	120	105	106	96	83	96	18	15	9	6	7	1	40	1	–
2513	5	3	2	5	3	2	3	3	2	2	–	–	–	–	–	–	–	–
2521	37	31	20	27	28	19	24	24	12	3	1	2	–	3	5	10	3	1
2522	–	11	13	–	1	5	–	1	4	–	–	1	–	–	–	–	10	8
2531	165	123	95	160	123	95	136	96	69	14	13	11	10	14	15	5	–	–
2532	54	51	30	39	51	30	37	47	25	2	4	4	–	–	1	15	–	–
2539	202	193	118	172	193	118	145	167	98	17	15	14	10	11	6	30	–	–
2541	176	131	149	155	131	149	140	123	135	11	7	14	4	1	–	21	–	–
2542	71	42	43	54	42	43	49	35	35	1	3	5	4	4	3	17	–	–
2543	153	155	145	135	155	145	124	138	131	10	16	10	1	1	4	18	–	–
2550	290	176	137	273	176	137	201	122	106	52	37	26	20	17	5	17	–	–
2591	137	127	104	134	127	104	126	122	93	6	4	6	2	1	5	3	–	–
2592	55	35	37	48	35	37	43	25	32	3	7	5	2	3	–	7	–	–
2593	110	79	63	91	79	63	76	62	54	11	15	7	4	2	2	19	–	–
2599	433	372	246	387	372	246	337	323	214	38	36	28	12	13	4	46	–	–
2610	113	103	93	104	103	93	76	83	73	17	16	17	11	4	3	9	–	–
2621	–	1	1	–	1	1	–	–	–	–	1	1	–	–	–	–	–	–
2622	15	19	43	11	19	43	7	13	39	2	2	3	2	4	1	4	–	–
2631	3	2	7	2	2	7	2	2	4	–	–	3	–	–	–	1	–	–
2632	5	6	4	5	6	4	3	5	3	1	–	1	1	1	–	–	–	–
2640	35	27	10	34	27	10	15	10	3	4	2	1	15	15	6	1	–	–
2651	45	25	28	29	25	28	23	12	20	3	8	6	3	5	2	16	–	–
2660	5	2	1	5	2	1	4	2	1	–	–	–	1	–	–	–	–	–
2670	7	4	1	4	4	1	2	3	1	1	–	–	1	1	–	3	–	–
2710	64	41	24	48	41	24	41	35	20	1	4	2	6	2	2	16	–	–
2721	–	4	2	–	3	1	–	3	1	–	–	–	–	–	–	–	1	1
2722	20	6	15	17	5	15	13	4	11	–	–	3	4	1	1	3	1	–
2731	64	63	41	59	58	41	42	44	22	10	9	12	7	5	7	5	5	–
2732	43	40	29	39	40	29	26	21	21	9	10	5	4	9	3	4	–	–
2733	10	5	8	9	5	8	5	5	8	3	–	–	1	–	–	1	–	–
2740	17	11	9	13	11	9	11	10	8	1	1	1	1	–	–	4	–	–
2751	42	44	26	36	33	22	21	21	17	13	11	3	2	1	2	6	11	4
2759	12	4	7	11	4	7	10	1	6	1	3	–	–	–	1	1	–	–
2790	23	31	16	21	31	16	18	22	12	2	5	3	1	4	1	2	–	–
2811	1	10	5	1	5	3	–	5	3	1	–	–	–	–	–	–	5	2
2812	54	48	40	48	45	39	32	34	33	10	10	5	6	1	1	6	3	1
2813	21	14	17	16	14	17	10	12	15	5	2	2	1	–	–	5	–	–
2815	32	20	23	23	20	23	20	14	18	3	5	1	–	1	4	9	–	–
2821	11	21	9	8	21	7	7	20	6	1	–	–	–	1	1	3	–	2
2822	203	173	152	174	172	151	156	141	113	13	20	24	5	11	14	29	1	1
2823	120	83	77	106	83	77	88	68	66	11	12	7	7	3	4	14	–	–
2824	51	52	36	48	52	36	35	42	24	5	4	5	8	6	7	3	–	–
2825	2	3	–	2	3	–	2	3	–	–	–	–	–	–	–	–	–	–
2829	102	102	73	84	102	73	67	85	60	17	15	8	–	2	5	18	–	–
2831	114	82	40	97	81	39	76	59	30	5	6	4	16	16	5	17	1	1
2832	–	1	3	–	1	3	–	–	1	–	1	2	–	–	–	–	–	–
2833	1.264	1.189	777	1.115	1.179	764	989	1.054	676	87	84	34	39	41	54	149	10	13
2840	116	123	108	110	123	108	96	105	96	14	16	10	–	2	2	6	–	–
2851	12	27	3	11	27	3	10	26	3	1	–	–	–	1	–	1	–	–
2852	3	–	–	1	–	–	1	–	–	–	–	–	–	–	–	2	–	–

Capítulo 24 - Rio Grande do Sul

24.1 - Quantidade de acidentes do trabalho, por situação do registro e motivo, segundo a Classificação Nacional de Atividades Econômicas (CNAE), no estado do Rio Grande do Sul - 2013/2015

(continuação)

CNAE	QUANTIDADE DE ACIDENTES DO TRABALHO																	
	Total			Com CAT Registrada												Sem CAT Registrada		
				Total			Motivo											
							Típico			Trajeto			Doença do Trabalho					
	2013	2014	2015	2013	2014	2015	2013	2014	2015	2013	2014	2015	2013	2014	2015	2013	2014	2015
2854	25	26	29	25	26	29	20	18	22	5	7	3	–	1	4	–	–	–
2861	34	25	14	30	25	14	22	22	13	7	3	1	1	–	–	4	–	–
2862	109	117	88	90	117	88	79	105	78	8	10	7	3	2	3	19	–	–
2863	7	4	7	7	4	7	7	1	6	–	3	1	–	–	–	–	–	–
2864	34	28	23	29	28	23	28	25	19	1	2	4	–	1	–	5	–	–
2865	18	3	5	16	3	5	12	3	5	2	–	–	2	–	–	2	–	–
2866	8	8	4	6	8	4	6	8	4	–	–	–	–	–	–	2	–	–
2869	206	157	126	168	157	126	146	146	111	17	8	13	5	3	2	38	–	–
2910	490	268	120	470	266	120	366	184	69	80	53	39	24	29	12	20	2	–
2920	47	27	7	38	26	7	37	23	7	1	2	–	–	1	–	9	1	–
2930	1.127	890	665	994	890	665	909	831	615	46	30	23	39	29	27	133	–	–
2941	28	29	18	23	29	18	20	21	14	2	5	2	1	3	2	5	–	–
2942	215	280	237	194	280	237	132	208	178	19	27	25	43	45	34	21	–	–
2943	216	286	230	198	286	230	182	260	216	13	17	12	3	9	2	18	–	–
2944	30	24	20	27	24	20	16	19	14	10	2	2	1	3	4	3	–	–
2945	25	21	12	24	21	12	17	18	8	5	2	2	2	1	2	1	–	–
2949	521	441	289	451	441	289	385	373	240	40	54	36	26	14	13	70	–	–
2950	11	3	4	8	3	4	8	2	4	–	1	–	–	–	–	3	–	–
3011	604	566	362	590	566	362	543	492	299	42	62	47	5	12	16	14	–	–
3012	18	14	6	16	14	6	13	11	5	3	3	1	–	–	–	2	–	–
3031	–	2	6	–	2	6	–	1	3	–	1	3	–	–	–	–	–	–
3032	16	20	13	16	20	13	14	19	8	2	–	3	–	1	2	–	–	–
3091	1	2	–	1	2	–	1	1	–	–	1	–	–	–	–	–	–	–
3092	9	4	1	8	4	1	6	2	1	2	2	–	–	–	–	1	–	–
3099	7	8	4	5	8	4	5	8	4	–	–	–	–	–	–	2	–	–
3101	768	536	579	575	536	579	502	446	527	51	62	42	22	28	10	193	–	–
3102	106	91	57	74	91	57	64	77	46	9	11	6	1	3	5	32	–	–
3103	47	33	28	37	33	28	34	31	27	3	2	1	–	–	–	10	–	–
3104	31	44	20	25	44	20	19	35	18	2	5	1	4	4	1	6	–	–
3211	24	11	10	14	11	10	11	7	7	3	4	3	–	–	–	10	–	–
3212	1	–	–	–	–	–	–	–	–	–	–	–	–	–	–	1	–	–
3220	3	–	–	–	–	–	–	–	–	–	–	–	–	–	–	3	–	–
3230	5	28	33	4	5	3	2	3	3	1	1	–	1	1	–	1	23	30
3240	8	3	5	5	3	5	5	2	5	–	1	–	–	–	–	3	–	–
3250	34	33	36	27	33	36	14	23	26	8	9	10	5	1	–	7	–	–
3291	88	67	52	83	56	41	66	49	32	16	6	9	1	1	–	5	11	11
3292	10	7	9	7	7	9	4	4	5	1	2	4	2	1	–	3	–	–
3299	72	80	83	57	80	83	47	69	70	9	8	10	1	3	3	15	–	–
3311	8	15	7	6	15	7	5	12	6	1	3	1	–	–	–	2	–	–
3312	8	17	6	7	17	6	4	10	1	3	7	5	–	–	–	1	–	–
3313	6	6	9	4	6	9	4	5	5	–	1	3	–	–	1	2	–	–
3314	95	47	44	71	47	44	57	42	39	11	5	4	3	–	1	24	–	–
3316	122	101	121	119	101	121	98	87	96	16	11	15	5	3	10	3	–	–
3317	3	3	2	3	3	2	3	3	1	–	–	1	–	–	–	–	–	–
3319	7	8	24	6	8	24	5	7	22	1	1	2	–	–	–	1	–	–
3321	21	13	11	16	13	11	12	12	10	3	1	1	1	–	–	5	–	–
3329	12	8	6	9	8	6	7	5	3	2	3	3	–	–	–	3	–	–
3511	59	62	52	47	51	45	37	36	41	10	12	3	–	3	1	12	11	7
3512	9	16	18	9	16	17	8	14	14	1	1	3	–	1	–	–	–	1
3514	140	141	186	129	141	186	108	113	152	19	24	29	2	4	5	11	–	–
3520	2	5	3	1	5	3	1	5	1	–	–	2	–	–	–	1	–	–
3530	1	–	1	1	–	1	1	–	1	–	–	–	–	–	–	–	–	–
3600	212	213	213	178	213	213	160	196	188	18	17	24	–	–	1	34	–	–
3701	–	1	1	–	1	1	–	1	1	–	–	–	–	–	–	–	–	–
3702	18	11	11	12	11	11	7	11	7	5	–	3	–	–	1	6	–	–
3811	370	390	431	332	390	431	296	363	397	35	25	33	1	2	1	38	–	–
3812	8	7	2	8	7	2	8	7	2	–	–	–	–	–	–	–	–	–
3821	17	19	11	12	19	11	12	19	8	–	–	3	–	–	–	5	–	–
3822	3	2	5	3	2	5	3	1	5	–	1	–	–	–	–	–	–	–
3831	26	27	23	21	27	23	20	23	22	–	2	–	1	2	1	5	–	–
3832	33	23	8	21	23	8	19	21	6	2	2	2	–	–	–	12	–	–
3839	14	10	18	10	10	18	8	10	17	2	–	1	–	–	–	4	–	–
3900	–	–	1	–	–	1	–	–	–	–	–	1	–	–	–	–	–	–
4110	329	224	239	234	224	239	203	203	222	28	17	17	3	4	–	95	–	–
4120	1.329	830	708	912	824	701	791	711	608	115	101	86	6	12	7	417	6	7
4211	196	164	136	144	164	136	128	111	107	16	52	28	–	1	1	52	–	–
4212	128	97	76	113	97	76	111	94	71	2	3	5	–	–	–	15	–	–
4213	18	18	10	14	18	10	13	14	10	1	3	–	–	1	–	4	–	–
4221	262	386	341	222	239	161	205	210	138	16	22	17	1	7	6	40	147	180
4222	36	21	30	24	21	30	20	20	27	4	1	2	–	–	1	12	–	–
4223	–	6	2	–	3	–	–	2	–	–	1	–	–	–	–	–	3	2
4291	1	4	1	–	4	1	–	4	1	–	–	–	–	–	–	1	–	–
4292	129	208	109	101	208	109	76	184	102	23	23	6	2	1	1	28	–	–
4299	117	76	58	100	76	58	82	61	47	17	14	9	1	1	2	17	–	–
4311	5	8	6	4	8	6	3	4	5	1	3	1	–	1	–	1	–	–
4312	–	2	–	–	2	–	–	2	–	–	–	–	–	–	–	–	–	–
4313	65	51	26	50	51	26	40	40	23	8	10	2	2	1	1	15	–	–

Capítulo 24 - Rio Grande do Sul

24.1 - Quantidade de acidentes do trabalho, por situação do registro e motivo, segundo a Classificação Nacional de Atividades Econômicas (CNAE), no estado do Rio Grande do Sul - 2013/2015

(continuação)

CNAE	QUANTIDADE DE ACIDENTES DO TRABALHO																	
	Total			Com CAT Registrada												Sem CAT Registrada		
				Total			Motivo											
							Típico			Trajeto			Doença do Trabalho					
	2013	2014	2015	2013	2014	2015	2013	2014	2015	2013	2014	2015	2013	2014	2015	2013	2014	2015
4319	4	2	5	2	2	5	2	1	4	–	1	1	–	–	–	2	–	–
4321	157	160	121	117	160	121	93	122	90	24	38	31	–	–	–	40	–	–
4322	65	44	40	57	44	40	43	38	27	12	5	10	2	1	3	8	–	–
4329	88	58	56	72	58	56	64	51	51	6	7	3	2	–	2	16	–	–
4330	93	112	90	66	112	90	48	98	66	17	13	21	1	1	3	27	–	–
4391	46	16	18	37	16	18	33	15	16	4	–	2	–	1	–	9	–	–
4399	229	169	118	154	169	118	123	135	95	23	31	21	8	3	2	75	–	–
4511	194	168	131	166	166	131	108	115	92	54	47	35	4	4	4	28	2	–
4512	5	21	24	4	2	1	3	2	–	1	–	1	–	–	–	1	19	23
4520	207	134	115	150	134	115	118	98	88	26	27	20	6	9	7	57	–	–
4530	331	238	189	225	238	189	172	181	145	51	48	41	2	9	3	106	–	–
4541	35	45	22	24	37	20	12	20	9	12	17	11	–	–	–	11	8	2
4543	–	5	1	–	2	1	–	–	–	–	2	1	–	–	–	–	3	–
4611	7	7	11	5	7	11	4	5	10	1	2	1	–	–	–	2	–	–
4612	–	1	1	–	1	1	–	1	1	–	–	–	–	–	–	–	–	–
4613	–	1	1	–	1	1	–	1	–	–	–	1	–	–	–	–	–	–
4614	2	–	2	2	–	2	1	–	1	–	–	1	1	–	–	–	–	–
4616	3	–	–	2	–	–	–	–	–	2	–	–	–	–	–	1	–	–
4617	4	3	3	1	3	3	1	1	–	–	2	3	–	–	–	3	–	–
4618	2	1	1	–	1	1	–	–	–	–	1	1	–	–	–	2	–	–
4619	9	5	1	4	5	1	3	2	1	1	3	–	–	–	–	5	–	–
4622	106	75	81	76	75	81	69	61	66	7	14	15	–	–	–	30	–	–
4623	151	121	86	108	121	86	91	104	73	17	17	12	–	–	1	43	–	–
4631	9	8	10	6	8	10	4	5	7	2	3	3	–	–	–	3	–	–
4632	65	48	43	48	48	43	42	44	36	5	4	7	1	–	–	17	–	–
4633	48	24	22	35	24	22	25	21	20	10	3	2	–	–	–	13	–	–
4634	36	19	28	23	19	28	19	16	23	4	3	5	–	–	–	13	–	–
4635	191	149	140	172	149	140	133	126	111	39	20	29	–	3	–	19	–	–
4636	11	10	14	5	10	14	4	7	11	1	3	2	–	–	1	6	–	–
4637	36	36	33	26	36	33	17	27	23	9	9	10	–	–	–	10	–	–
4639	104	83	86	82	83	86	59	57	67	22	26	19	1	–	–	22	–	–
4641	6	6	3	6	6	3	4	6	2	2	–	1	–	–	–	–	–	–
4642	8	6	8	7	6	8	3	4	6	3	2	2	1	–	–	1	–	–
4643	6	5	11	5	5	11	3	5	7	2	–	4	–	–	–	1	–	–
4644	64	31	60	47	31	60	35	24	42	11	7	17	1	–	1	17	–	–
4645	9	9	9	6	9	9	2	3	3	2	6	6	2	–	–	3	–	–
4646	14	10	6	10	10	6	6	5	4	4	4	2	–	1	–	4	–	–
4647	13	17	8	11	17	8	9	11	5	2	5	3	–	1	–	2	–	–
4649	44	30	29	38	30	29	26	19	17	12	8	12	–	3	–	6	–	–
4651	6	1	2	2	1	2	–	–	–	2	1	2	–	–	–	4	–	–
4652	4	5	–	2	5	–	1	4	–	1	1	–	–	–	–	2	–	–
4661	74	58	33	69	58	33	56	55	28	10	2	5	3	1	–	5	–	–
4662	3	5	–	3	5	–	3	3	–	–	2	–	–	–	–	–	–	–
4663	13	18	23	11	18	23	8	14	19	2	4	4	1	–	–	2	–	–
4664	6	3	–	4	3	–	2	–	–	1	2	–	1	1	–	2	–	–
4665	10	8	6	6	8	6	6	4	3	–	4	3	–	–	–	4	–	–
4669	14	5	5	12	5	5	11	3	3	1	2	1	–	–	1	2	–	–
4671	22	13	14	13	13	14	11	12	12	2	–	2	–	1	–	9	–	–
4672	51	53	26	43	53	26	37	43	22	6	10	4	–	–	–	8	–	–
4673	7	4	6	7	4	6	5	1	3	2	3	3	–	–	–	–	–	–
4674	2	–	1	2	–	1	1	–	1	1	–	–	–	–	–	–	–	–
4679	35	27	24	27	27	24	20	22	20	7	4	4	–	1	–	8	–	–
4681	23	14	21	21	14	21	16	11	16	5	3	5	–	–	–	2	–	–
4682	55	59	43	50	59	43	35	45	40	12	11	3	3	3	–	5	–	–
4683	28	13	10	19	13	10	14	11	3	5	2	7	–	–	–	9	–	–
4684	15	3	8	14	3	8	9	3	5	5	–	3	–	–	–	1	–	–
4685	57	28	28	54	28	28	48	26	25	2	2	1	4	–	2	3	–	–
4686	9	6	5	6	6	5	4	4	4	2	2	–	–	–	1	3	–	–
4687	71	58	56	57	58	56	48	54	46	8	4	10	1	–	–	14	–	–
4689	123	86	82	109	86	82	93	80	72	14	6	9	2	–	1	14	–	–
4691	56	59	45	51	59	45	37	43	33	13	15	12	1	1	–	5	–	–
4692	16	8	3	15	8	3	13	8	3	2	–	–	–	–	–	1	–	–
4693	37	48	41	29	48	41	22	41	33	3	6	8	4	1	–	8	–	–
4711	2.050	1.521	1.488	1.574	1.521	1.488	1.274	1.261	1.210	269	239	269	31	21	9	476	–	–
4712	172	103	92	109	103	92	80	70	71	24	30	17	5	3	4	63	–	–
4713	67	60	48	43	60	48	28	38	37	14	22	11	1	–	–	24	–	–
4721	98	65	48	62	65	48	47	51	34	11	11	12	4	3	2	36	–	–
4722	28	24	21	16	24	21	10	20	19	6	4	2	–	–	–	12	–	–
4723	24	13	16	16	13	16	11	8	9	5	5	7	–	–	–	8	–	–
4724	18	13	9	14	13	9	10	8	7	2	5	2	2	–	–	4	–	–
4729	53	29	26	31	29	26	22	21	19	8	7	7	1	1	–	22	–	–
4731	273	189	206	192	189	206	112	115	116	78	73	87	2	1	3	81	–	–
4732	1	2	–	1	2	–	–	1	–	1	1	–	–	–	–	–	–	–
4741	34	15	15	22	15	15	11	9	10	11	6	5	–	–	–	12	–	–
4742	47	28	28	34	28	28	28	22	14	6	6	14	–	–	–	13	–	–
4743	29	41	28	22	41	28	18	37	24	4	4	4	–	–	–	7	–	–
4744	551	383	301	375	383	301	304	317	256	64	62	40	7	4	5	176	–	–

Capítulo 24 - Rio Grande do Sul

24.1 - Quantidade de acidentes do trabalho, por situação do registro e motivo, segundo a Classificação Nacional de Atividades Econômicas (CNAE), no estado do Rio Grande do Sul - 2013/2015

(continuação)

CNAE	QUANTIDADE DE ACIDENTES DO TRABALHO																	
	Total			Com CAT Registrada												Sem CAT Registrada		
				Total			Motivo											
							Típico			Trajeto			Doença do Trabalho					
	2013	2014	2015	2013	2014	2015	2013	2014	2015	2013	2014	2015	2013	2014	2015	2013	2014	2015
4751	47	29	28	33	29	28	15	16	13	18	12	14	–	1	1	14	–	–
4752	26	17	23	18	17	23	11	9	11	6	8	12	1	–	–	8	–	–
4753	132	100	69	85	100	69	51	55	43	29	42	25	5	3	1	47	–	–
4754	89	63	73	57	63	73	36	38	52	17	23	21	4	2	–	32	–	–
4755	22	17	11	12	17	11	4	8	8	8	8	3	–	1	–	10	–	–
4756	–	3	1	–	3	1	–	2	–	–	1	1	–	–	–	–	–	–
4757	20	17	13	12	17	13	7	11	11	5	6	2	–	–	–	8	–	–
4759	70	61	63	47	61	63	34	41	48	13	18	14	–	2	1	23	–	–
4761	35	23	19	23	23	19	12	14	5	10	9	14	1	–	–	12	–	–
4762	3	2	–	3	2	–	2	1	–	1	–	–	–	1	–	–	–	–
4763	25	27	20	21	27	20	11	13	12	10	14	8	–	–	–	4	–	–
4771	300	208	239	258	208	239	157	121	159	61	79	74	40	8	6	42	–	–
4772	12	15	17	7	15	17	7	8	7	–	6	10	–	1	–	5	–	–
4773	6	2	3	6	2	3	3	1	1	3	1	2	–	–	–	–	–	–
4774	14	9	5	11	9	5	1	3	3	9	6	2	1	–	–	3	–	–
4781	219	175	163	147	175	163	83	97	98	61	75	64	3	3	1	72	–	–
4782	61	52	60	32	52	60	16	32	42	14	16	17	2	4	1	29	–	–
4783	13	7	2	8	7	2	3	1	1	4	6	1	1	–	–	5	–	–
4784	68	34	35	50	34	35	35	26	31	12	7	4	3	1	–	18	–	–
4785	8	5	3	7	5	3	5	2	3	2	3	–	–	–	–	1	–	–
4789	243	223	154	171	223	154	122	164	124	44	57	28	5	2	2	72	–	–
4911	55	59	41	49	59	41	48	55	38	1	4	3	–	–	–	6	–	–
4912	72	54	63	67	54	63	53	41	46	8	12	16	6	1	1	5	–	–
4921	745	820	1.072	513	820	1.072	383	630	902	119	177	158	11	13	12	232	–	–
4922	93	75	58	49	75	58	39	63	42	8	11	15	2	1	1	44	–	–
4923	11	17	9	7	17	9	6	7	5	1	10	3	–	–	1	4	–	–
4924	11	4	2	5	4	2	4	2	1	1	2	1	–	–	–	6	–	–
4929	38	22	13	24	22	13	12	16	10	12	5	3	–	1	–	14	–	–
4930	1.805	1.327	1.120	1.368	1.327	1.120	1.116	1.086	878	239	230	226	13	11	16	437	–	–
4940	16	16	5	16	16	5	15	15	5	1	1	–	–	–	–	–	–	–
4950	1	–	–	1	–	–	1	–	–	–	–	–	–	–	–	–	–	–
5011	1	1	1	1	1	1	1	1	1	–	–	–	–	–	–	–	–	–
5021	28	21	14	25	21	14	22	18	12	3	3	1	–	–	1	3	–	–
5022	1	–	–	1	–	–	–	–	–	1	–	–	–	–	–	–	–	–
5030	5	11	8	3	2	2	2	2	2	1	–	–	–	–	–	2	9	6
5091	–	–	1	–	–	1	–	–	1	–	–	–	–	–	–	–	–	–
5111	44	55	44	35	32	19	23	19	7	11	13	11	1	–	1	9	23	25
5112	–	8	7	–	–	–	–	–	–	–	–	–	–	–	–	–	8	7
5120	1	3	4	1	3	4	–	2	3	1	1	1	–	–	–	–	–	–
5211	86	90	69	69	80	58	56	66	49	13	12	8	–	2	1	17	10	11
5212	46	75	70	35	20	28	29	13	23	4	7	5	2	–	–	11	55	42
5221	25	33	40	25	31	36	16	20	30	9	11	6	–	–	–	–	2	4
5222	8	1	3	3	1	3	3	–	3	–	1	–	–	–	–	5	–	–
5223	37	43	35	27	43	35	17	27	24	10	15	11	–	1	–	10	–	–
5229	21	31	28	12	25	25	10	19	17	2	5	8	–	1	–	9	6	3
5231	44	29	14	42	26	13	31	17	11	9	8	2	2	1	–	2	3	1
5232	13	29	34	10	19	25	7	14	22	3	5	3	–	–	–	3	10	9
5239	2	3	1	2	3	1	–	2	1	2	1	–	–	–	–	–	–	–
5240	37	35	22	37	35	22	25	26	14	11	9	8	1	–	–	–	–	–
5250	176	102	33	172	102	32	157	99	24	10	2	7	5	1	1	4	–	1
5310	769	553	663	651	553	663	471	384	478	103	91	99	77	78	86	118	–	–
5320	95	66	49	66	66	49	41	49	32	25	17	16	–	–	1	29	–	–
5510	153	124	107	91	124	107	75	88	84	15	33	21	1	3	2	62	–	–
5590	22	6	11	17	6	11	13	4	10	3	–	1	1	2	–	5	–	–
5611	753	576	391	518	576	391	391	446	296	120	119	92	7	11	3	235	–	–
5612	6	4	1	4	4	1	2	1	1	2	3	–	–	–	–	2	–	–
5620	491	343	219	365	343	219	306	291	185	54	48	28	5	4	6	126	–	–
5811	2	–	–	2	–	–	1	–	–	1	–	–	–	–	–	–	–	–
5812	14	8	8	13	8	8	7	6	4	6	2	4	–	–	–	1	–	–
5813	2	2	3	2	2	3	–	1	1	2	1	2	–	–	–	–	–	–
5819	1	1	–	1	1	–	1	1	–	–	–	–	–	–	–	–	–	–
5821	8	10	8	7	10	8	7	9	8	–	1	–	–	–	–	1	–	–
5822	76	42	34	67	42	34	51	32	19	16	10	15	–	–	–	9	–	–
5823	3	4	2	3	4	2	2	2	2	1	2	–	–	–	–	–	–	–
5829	18	9	11	14	9	11	8	6	10	5	2	1	1	1	–	4	–	–
5911	–	1	–	–	1	–	–	1	–	–	–	–	–	–	–	–	–	–
5912	1	–	–	1	–	–	–	–	–	1	–	–	–	–	–	–	–	–
5914	9	6	7	4	6	7	2	5	3	2	1	4	–	–	–	5	–	–
5920	1	–	–	1	–	–	1	–	–	–	–	–	–	–	–	–	–	–
6010	10	11	10	8	8	7	3	4	3	5	4	3	–	–	1	2	3	3
6021	28	10	23	26	9	18	9	5	8	17	4	10	–	–	–	2	1	5
6022	1	3	6	1	–	1	1	–	1	–	–	–	–	–	–	–	3	5
6110	34	28	33	31	28	33	25	19	30	5	5	3	1	4	–	3	–	–
6120	18	14	45	11	14	45	5	4	28	4	7	15	2	3	2	7	–	–
6130	–	–	1	–	–	1	–	–	–	–	–	1	–	–	–	–	–	–
6141	24	36	1	21	36	1	16	22	1	5	14	–	–	–	–	3	–	–
6190	15	19	14	10	19	14	9	12	9	1	6	5	–	1	–	5	–	–

Capítulo 24 - Rio Grande do Sul

24.1 - Quantidade de acidentes do trabalho, por situação do registro e motivo, segundo a Classificação Nacional de Atividades Econômicas (CNAE), no estado do Rio Grande do Sul - 2013/2015

(continuação)

CNAE	QUANTIDADE DE ACIDENTES DO TRABALHO																	
	Total			Com CAT Registrada												Sem CAT Registrada		
				Total			Motivo											
							Típico			Trajeto			Doença do Trabalho					
	2013	2014	2015	2013	2014	2015	2013	2014	2015	2013	2014	2015	2013	2014	2015	2013	2014	2015
6201	7	113	76	7	2	5	1	–	2	6	2	3	–	–	–	–	111	71
6202	7	–	4	4	–	4	–	–	1	4	–	3	–	–	–	3	–	–
6203	17	3	7	14	3	7	4	1	4	10	2	2	–	–	1	3	–	–
6204	19	13	8	16	13	8	7	6	4	9	6	3	–	1	1	3	–	–
6209	49	35	38	44	35	38	21	10	14	21	20	18	2	5	6	5	–	–
6311	33	56	31	25	42	22	12	19	5	13	22	16	–	1	1	8	14	9
6319	1	1	–	1	1	–	1	1	–	–	–	–	–	–	–	–	–	–
6391	2	–	1	–	–	1	–	–	–	–	–	1	–	–	–	2	–	–
6399	3	–	–	2	–	–	1	–	–	1	–	–	–	–	–	1	–	–
6421	150	115	89	124	115	89	61	50	59	11	7	7	52	58	23	26	–	–
6422	466	324	350	338	324	350	128	134	132	56	46	71	154	144	147	128	–	–
6423	38	28	43	22	28	43	11	14	28	10	11	14	1	3	1	16	–	–
6424	22	13	15	13	13	15	9	8	3	2	3	12	2	2	–	9	–	–
6431	1	2	4	1	2	4	1	2	3	–	–	–	–	–	1	–	–	–
6433	–	–	1	–	–	1	–	–	–	–	–	1	–	–	–	–	–	–
6434	1	–	1	1	–	1	1	–	1	–	–	–	–	–	–	–	–	–
6435	–	2	1	–	–	–	–	–	–	–	–	–	–	–	–	–	2	1
6436	4	6	11	4	6	11	2	5	10	2	1	1	–	–	–	–	–	–
6450	–	–	2	–	–	2	–	–	2	–	–	–	–	–	–	–	–	–
6462	8	10	11	6	10	11	4	7	9	2	3	2	–	–	–	2	–	–
6463	2	–	2	2	–	2	–	–	–	2	–	2	–	–	–	–	–	–
6493	1	2	2	1	2	2	–	1	1	1	1	1	–	–	–	–	–	–
6499	1	1	–	–	1	–	–	–	–	–	1	–	–	–	–	1	–	–
6511	8	8	3	8	8	3	6	4	–	2	4	2	–	–	1	–	–	–
6512	1	2	3	1	2	3	–	2	1	1	–	2	–	–	–	–	–	–
6520	3	–	–	3	–	–	1	–	–	2	–	–	–	–	–	–	–	–
6541	1	–	2	1	–	2	1	–	–	–	–	1	–	–	1	–	–	–
6542	2	–	–	2	–	–	2	–	–	–	–	–	–	–	–	–	–	–
6550	56	70	48	53	70	48	29	40	23	20	25	24	4	5	1	3	–	–
6612	1	–	2	1	–	2	–	–	–	1	–	2	–	–	–	–	–	–
6613	4	8	7	3	4	3	1	2	2	2	2	1	–	–	–	1	4	4
6619	3	2	1	3	2	1	1	1	–	2	1	1	–	–	–	–	–	–
6621	–	1	–	–	–	–	–	–	–	–	–	–	–	–	–	–	1	–
6622	7	5	5	5	5	5	1	1	1	4	4	3	–	–	1	2	–	–
6629	–	1	2	–	1	2	–	–	–	–	1	2	–	–	–	–	–	–
6630	1	11	8	1	–	–	–	–	–	1	–	–	–	–	–	–	11	8
6810	51	15	18	34	15	18	25	12	17	7	3	1	2	–	–	17	–	–
6821	25	22	36	19	22	36	10	15	22	9	7	13	–	–	1	6	–	–
6822	14	13	12	10	13	12	8	10	6	2	3	6	–	–	–	4	–	–
6911	13	20	20	10	20	20	6	12	9	4	8	11	–	–	–	3	–	–
6912	10	5	5	8	5	5	3	3	2	5	2	2	–	–	1	2	–	–
6920	50	40	37	36	40	37	8	15	9	28	25	28	–	–	–	14	–	–
7010	–	1	1	–	–	–	–	–	–	–	–	–	–	–	–	–	1	1
7020	12	6	6	10	6	6	7	4	3	2	1	3	1	1	–	2	–	–
7111	8	6	4	5	6	4	4	2	3	1	4	1	–	–	–	3	–	–
7112	192	164	119	150	164	119	101	130	99	47	32	19	2	2	1	42	–	–
7119	4	7	1	4	7	1	3	6	1	1	1	–	–	–	–	–	–	–
7120	6	8	4	4	8	4	1	6	3	3	2	1	–	–	–	2	–	–
7210	27	32	34	24	32	31	19	25	22	4	5	9	1	2	–	3	–	3
7220	5	17	1	5	12	1	5	10	–	–	2	1	–	–	–	–	5	–
7311	5	7	5	4	4	1	1	–	1	3	4	–	–	–	–	1	3	4
7312	7	4	8	7	4	8	7	4	7	–	–	1	–	–	–	–	–	–
7319	45	35	37	34	35	37	14	16	18	20	18	19	–	1	–	11	–	–
7320	6	5	2	6	4	1	2	3	–	3	1	1	1	–	–	–	1	1
7410	1	1	1	–	1	1	–	–	1	–	1	–	–	–	–	1	–	–
7420	5	16	9	3	9	6	2	5	4	1	4	1	–	–	1	2	7	3
7490	19	17	19	13	17	19	10	13	15	3	4	4	–	–	–	6	–	–
7500	1	3	4	1	3	4	1	1	4	–	2	–	–	–	–	–	–	–
7711	13	4	10	8	4	10	6	1	6	2	3	4	–	–	–	5	–	–
7719	2	3	3	1	3	3	1	3	3	–	–	–	–	–	–	1	–	–
7721	–	1	–	–	1	–	–	–	–	–	–	–	–	1	–	–	–	–
7723	5	6	4	3	6	4	2	5	3	1	1	1	–	–	–	2	–	–
7729	–	3	2	–	3	2	–	3	1	–	–	1	–	–	–	–	–	–
7731	1	1	–	–	1	–	–	1	–	–	–	–	–	–	–	1	–	–
7732	27	24	22	25	24	22	18	21	16	7	3	6	–	–	–	2	–	–
7733	1	3	3	1	3	2	–	1	1	1	2	1	–	–	–	–	–	1
7739	38	33	20	31	33	20	24	23	17	7	10	3	–	–	–	7	–	–
7740	3	–	–	3	–	–	1	–	–	2	–	–	–	–	–	–	–	–
7810	32	19	9	19	19	9	7	6	3	11	12	5	1	1	1	13	–	–
7820	114	62	61	69	62	61	25	20	24	44	42	36	–	–	1	45	–	–
7830	12	11	19	7	11	19	4	6	12	3	5	7	–	–	–	5	–	–
7911	7	7	7	5	7	7	2	3	2	3	4	5	–	–	–	2	–	–
7990	1	–	–	–	–	–	–	–	–	–	–	–	–	–	–	1	–	–
8011	282	172	202	182	171	200	51	57	53	129	114	144	2	–	3	100	1	2
8012	138	133	120	129	123	117	78	81	75	50	41	38	1	1	4	9	10	3
8020	64	62	48	49	62	48	27	32	27	21	30	21	1	–	–	15	–	–
8030	–	28	26	–	–	–	–	–	–	–	–	–	–	–	–	–	28	26

Capítulo 24 - Rio Grande do Sul

24.1 - Quantidade de acidentes do trabalho, por situação do registro e motivo, segundo a Classificação Nacional de Atividades Econômicas (CNAE), no estado do Rio Grande do Sul - 2013/2015

(conclusão)

CNAE	QUANTIDADE DE ACIDENTES DO TRABALHO																	
	Total			Com CAT Registrada												Sem CAT Registrada		
				Total			Motivo											
							Típico			Trajeto			Doença do Trabalho					
	2013	2014	2015	2013	2014	2015	2013	2014	2015	2013	2014	2015	2013	2014	2015	2013	2014	2015
8111	105	61	67	60	61	67	24	29	30	34	31	34	2	1	3	45	–	–
8112	228	173	158	177	173	158	137	132	120	39	38	36	1	3	2	51	–	–
8121	471	197	201	247	197	201	144	103	119	101	90	81	2	4	1	224	–	–
8122	6	8	9	6	7	8	4	6	5	2	1	3	–	–	–	–	1	1
8129	134	127	105	86	127	105	64	101	71	22	25	34	–	1	–	48	–	–
8130	3	16	10	2	9	3	2	6	1	–	3	2	–	–	–	1	7	7
8211	48	30	32	33	25	31	15	14	20	16	10	11	2	1	–	15	5	1
8219	23	13	18	15	13	18	8	8	11	7	5	7	–	–	–	8	–	–
8220	62	38	17	38	36	17	9	5	4	24	28	13	5	3	–	24	2	–
8230	12	11	9	9	11	9	8	8	6	1	3	1	–	–	2	3	–	–
8291	24	38	25	9	16	14	4	9	5	4	7	8	1	–	1	15	22	11
8292	5	1	2	4	1	2	3	1	2	–	–	–	1	–	–	1	–	–
8299	248	131	149	192	131	149	116	66	84	73	64	62	3	1	3	56	–	–
8411	909	617	573	546	617	573	425	481	461	114	129	107	7	7	5	363	–	–
8412	79	20	10	16	20	10	11	16	5	5	4	4	–	–	1	63	–	–
8413	–	8	3	–	8	3	–	7	3	–	1	–	–	–	–	–	–	–
8422	3	2	2	3	2	2	3	2	2	–	–	–	–	–	–	–	–	–
8423	–	2	1	–	2	1	–	2	1	–	–	–	–	–	–	–	–	–
8424	14	7	3	5	7	3	5	7	3	–	–	–	–	–	–	9	–	–
8430	2	1	3	2	1	3	2	1	3	–	–	–	–	–	–	–	–	–
8511	37	549	520	30	46	42	25	34	32	3	10	10	2	2	–	7	503	478
8512	11	29	25	9	29	23	7	20	16	2	6	7	–	3	–	2	–	2
8513	59	53	57	45	45	50	35	32	33	10	13	16	–	–	1	14	8	7
8520	68	103	91	53	103	91	44	88	69	6	11	22	3	4	–	15	–	–
8531	170	148	148	160	132	130	113	102	100	43	28	29	4	2	1	10	16	18
8532	184	165	183	162	163	176	109	119	135	49	40	39	4	4	2	22	2	7
8533	3	1	1	–	1	1	–	1	1	–	–	–	–	–	–	3	–	–
8541	12	14	12	11	14	12	11	13	12	–	1	–	–	–	–	1	–	–
8542	4	4	6	3	2	1	3	2	1	–	–	–	–	–	–	1	2	5
8550	8	4	3	6	4	3	4	3	3	2	1	–	–	–	–	2	–	–
8591	3	1	2	1	1	2	–	1	2	1	–	–	–	–	–	2	–	–
8592	1	–	–	–	–	–	–	–	–	–	–	–	–	–	–	1	–	–
8593	5	9	4	5	9	4	4	4	3	1	5	1	–	–	–	–	–	–
8599	113	111	125	98	111	125	61	68	79	36	43	46	1	–	–	15	–	–
8610	7.196	7.493	7.426	6.662	7.493	7.426	5.510	6.292	6.261	1.066	1.127	1.095	86	74	70	534	–	–
8621	9	8	6	8	8	6	2	6	3	4	2	3	2	–	–	1	–	–
8622	2	2	–	2	2	–	2	1	–	–	1	–	–	–	–	–	–	–
8630	236	203	252	224	203	252	175	164	204	48	34	43	1	5	5	12	–	–
8640	168	175	210	151	169	208	119	128	163	28	36	42	4	5	3	17	6	2
8650	11	11	7	8	11	7	3	4	4	5	7	3	–	–	–	3	–	–
8660	6	5	49	2	5	49	1	3	40	1	1	8	–	1	1	4	–	–
8690	214	162	141	199	162	141	180	139	122	19	23	18	–	–	1	15	–	–
8711	55	38	37	37	38	37	31	28	22	4	8	11	2	2	4	18	–	–
8712	1	4	1	–	4	1	–	1	–	–	3	–	–	–	1	1	–	–
8720	1	2	3	1	2	3	1	1	2	–	1	1	–	–	–	–	–	–
8730	66	87	89	61	87	89	55	66	71	6	21	16	–	–	2	5	–	–
8800	140	107	116	125	107	116	96	88	80	28	18	35	1	1	1	15	–	–
9001	8	4	2	5	4	2	3	3	–	2	1	2	–	–	–	3	–	–
9102	–	1	–	–	1	–	–	1	–	–	–	–	–	–	–	–	–	–
9103	3	11	19	3	11	19	2	11	12	1	–	5	–	–	2	–	–	–
9200	–	1	–	–	1	–	–	1	–	–	–	–	–	–	–	–	–	–
9311	3	4	3	3	4	3	3	2	3	–	2	–	–	–	–	–	–	–
9312	97	52	46	68	52	46	60	45	37	8	6	8	–	1	1	29	–	–
9313	14	8	10	11	8	10	8	6	4	3	1	6	–	1	–	3	–	–
9319	9	5	12	4	5	12	4	5	11	–	–	1	–	–	–	5	–	–
9321	7	9	14	6	9	14	4	6	12	2	3	2	–	–	–	1	–	–
9329	17	7	3	4	7	3	4	5	2	–	–	1	–	2	–	13	–	–
9411	14	7	4	10	7	4	6	3	2	4	4	2	–	–	–	4	–	–
9412	44	21	13	35	21	13	27	9	4	7	12	9	1	–	–	9	–	–
9420	46	48	42	34	48	42	10	31	26	13	16	12	11	1	4	12	–	–
9430	190	129	105	125	129	105	97	104	78	24	21	20	4	4	7	65	–	–
9491	55	75	50	47	75	50	41	65	37	5	8	12	1	2	1	8	–	–
9492	2	60	32	–	–	–	–	–	–	–	–	–	–	–	–	2	60	32
9493	–	2	–	–	2	–	–	2	–	–	–	–	–	–	–	–	–	–
9499	15	18	35	12	18	35	5	11	32	7	6	3	–	1	–	3	–	–
9511	15	13	10	9	13	10	8	9	5	1	2	5	–	2	–	6	–	–
9512	3	5	2	3	5	2	3	4	2	–	1	–	–	–	–	–	–	–
9521	10	8	8	8	8	8	6	7	6	2	1	2	–	–	–	2	–	–
9529	20	19	11	18	19	11	16	16	8	2	3	3	–	–	–	2	–	–
9601	41	17	30	29	17	30	23	14	26	6	3	4	–	–	–	12	–	–
9602	11	4	3	6	4	3	2	–	–	4	4	2	–	–	1	5	–	–
9603	16	14	15	14	14	15	9	13	12	5	1	3	–	–	–	2	–	–
9609	18	11	11	10	11	11	8	6	9	2	4	2	–	1	–	8	–	–
9700	2	4	2	1	4	2	1	3	2	–	1	–	–	–	–	1	–	–
9900	1	–	–	1	–	–	1	–	–	–	–	–	–	–	–	–	–	–
Ignorado	6.094	12.912	9.839	190	191	143	168	167	130	20	21	13	2	3	–	5.904	12.721	9.696

Fonte: DATAPREV, CAT, SUB.

Nota: Os dados são preliminares, estando sujeitos a correções.

Capítulo 24 - Rio Grande do Sul

24.2 - Quantidade de acidentes do trabalho, por situação do registro e motivo, segundo os grupos de idade e sexo, no estado do Rio Grande do Sul - 2013/2015

GRUPOS DE IDADE E SEXO	QUANTIDADE DE ACIDENTES DO TRABALHO																	
	Total			Com CAT Registrada												Sem CAT Registrada		
				Total			Motivo											
							Típico			Trajeto			Doença do Trabalho					
	2013	2014	2015	2013	2014	2015	2013	2014	2015	2013	2014	2015	2013	2014	2015	2013	2014	2015
TOTAL	**59.950**	**60.020**	**52.030**	**43.447**	**44.994**	**40.360**	**34.828**	**36.351**	**32.631**	**7.082**	**7.248**	**6.603**	**1.537**	**1.395**	**1.126**	**16.503**	**15.026**	**11.670**
Masculino	**38.681**	**38.145**	**32.636**	**28.200**	**28.695**	**25.148**	**23.395**	**23.903**	**20.901**	**4.060**	**4.058**	**3.609**	**745**	**734**	**638**	**10.481**	**9.450**	**7.488**
Feminino	**21.269**	**21.875**	**19.394**	**15.247**	**16.299**	**15.212**	**11.433**	**12.448**	**11.730**	**3.022**	**3.190**	**2.994**	**792**	**661**	**488**	**6.022**	**5.576**	**4.182**
Ignorado	**–**	**–**	**–**	**–**	**–**	**–**	**–**	**–**	**–**	**–**	**–**	**–**	**–**	**–**	**–**	**–**	**–**	**–**
Até 19 anos	2.121	1.966	1.354	1.741	1.587	1.133	1.457	1.321	910	276	259	217	8	7	6	380	379	221
Masculino	1.593	1.438	999	1.285	1.130	823	1.111	965	682	169	162	136	5	3	5	308	308	176
Feminino	528	528	355	456	457	310	346	356	228	107	97	81	3	4	1	72	71	45
Ignorado	–	–	–	–	–	–	–	–	–	–	–	–	–	–	–	–	–	–
20 a 24 anos	8.230	8.035	6.688	7.009	6.876	5.757	5.677	5.629	4.631	1.247	1.195	1.086	85	52	40	1.221	1.159	931
Masculino	5.990	5.696	4.660	5.131	4.867	3.982	4.259	4.080	3.310	829	755	650	43	32	22	859	829	678
Feminino	2.240	2.339	2.028	1.878	2.009	1.775	1.418	1.549	1.321	418	440	436	42	20	18	362	330	253
Ignorado	–	–	–	–	–	–	–	–	–	–	–	–	–	–	–	–	–	–
25 a 29 anos	9.197	9.189	7.763	7.595	7.709	6.589	6.039	6.225	5.340	1.390	1.336	1.126	166	148	123	1.602	1.480	1.174
Masculino	6.019	6.016	4.960	4.979	5.071	4.136	4.078	4.206	3.429	822	788	640	79	77	67	1.040	945	824
Feminino	3.178	3.173	2.803	2.616	2.638	2.453	1.961	2.019	1.911	568	548	486	87	71	56	562	535	350
Ignorado	–	–	–	–	–	–	–	–	–	–	–	–	–	–	–	–	–	–
30 a 34 anos	9.520	9.559	8.337	7.495	7.781	6.942	6.014	6.259	5.603	1.231	1.298	1.174	250	224	165	2.025	1.778	1.395
Masculino	5.892	5.832	5.113	4.626	4.772	4.259	3.821	3.942	3.500	687	715	672	118	115	87	1.266	1.060	854
Feminino	3.628	3.727	3.224	2.869	3.009	2.683	2.193	2.317	2.103	544	583	502	132	109	78	759	718	541
Ignorado	–	–	–	–	–	–	–	–	–	–	–	–	–	–	–	–	–	–
35 a 39 anos	7.573	7.895	7.403	5.677	6.050	5.870	4.582	4.877	4.807	857	946	874	238	227	189	1.896	1.845	1.533
Masculino	4.619	4.786	4.288	3.484	3.678	3.375	2.913	3.040	2.822	460	521	453	111	117	100	1.135	1.108	913
Feminino	2.954	3.109	3.115	2.193	2.372	2.495	1.669	1.837	1.985	397	425	421	127	110	89	761	737	620
Ignorado	–	–	–	–	–	–	–	–	–	–	–	–	–	–	–	–	–	–
40 a 44 anos	6.729	6.936	6.043	4.457	4.955	4.480	3.584	4.008	3.619	637	721	701	236	226	160	2.272	1.981	1.563
Masculino	4.097	4.140	3.621	2.758	2.995	2.696	2.312	2.478	2.219	344	394	379	102	123	98	1.339	1.145	925
Feminino	2.632	2.796	2.422	1.699	1.960	1.784	1.272	1.530	1.400	293	327	322	134	103	62	933	836	638
Ignorado	–	–	–	–	–	–	–	–	–	–	–	–	–	–	–	–	–	–
45 a 49 anos	6.622	6.401	5.528	3.988	4.064	3.719	3.122	3.256	2.999	577	589	537	289	219	183	2.634	2.337	1.809
Masculino	4.005	3.830	3.338	2.449	2.449	2.261	1.982	2.039	1.889	324	296	272	143	114	100	1.556	1.381	1.077
Feminino	2.617	2.571	2.190	1.539	1.615	1.458	1.140	1.217	1.110	253	293	265	146	105	83	1.078	956	732
Ignorado	–	–	–	–	–	–	–	–	–	–	–	–	–	–	–	–	–	–
50 a 54 anos	5.515	5.477	4.730	2.988	3.190	3.028	2.356	2.506	2.428	461	491	454	171	193	146	2.527	2.287	1.702
Masculino	3.320	3.259	2.880	1.833	1.951	1.829	1.525	1.613	1.523	229	238	218	79	100	88	1.487	1.308	1.051
Feminino	2.195	2.218	1.850	1.155	1.239	1.199	831	893	905	232	253	236	92	93	58	1.040	979	651
Ignorado	–	–	–	–	–	–	–	–	–	–	–	–	–	–	–	–	–	–
55 a 59 anos	3.223	3.211	2.884	1.668	1.791	1.820	1.330	1.452	1.471	266	257	269	72	82	80	1.555	1.420	1.064
Masculino	2.244	2.175	1.880	1.066	1.087	1.101	906	944	943	114	105	114	46	38	44	1.178	1.088	779
Feminino	979	1.036	1.004	602	704	719	424	508	528	152	152	155	26	44	36	377	332	285
Ignorado	–	–	–	–	–	–	–	–	–	–	–	–	–	–	–	–	–	–
60 a 64 anos	981	1.059	1.003	636	731	765	511	605	615	104	112	125	21	14	25	345	328	238
Masculino	729	760	692	452	507	508	367	437	429	67	58	57	18	12	22	277	253	184
Feminino	252	299	311	184	224	257	144	168	186	37	54	68	3	2	3	68	75	54
Ignorado	–	–	–	–	–	–	–	–	–	–	–	–	–	–	–	–	–	–
65 a 69 anos	183	216	225	141	191	189	113	156	158	27	33	24	1	2	7	42	25	36
Masculino	132	150	155	99	132	130	89	110	116	9	20	9	1	2	5	33	18	25
Feminino	51	66	70	42	59	59	24	46	42	18	13	15	–	–	2	9	7	11
Ignorado	–	–	–	–	–	–	–	–	–	–	–	–	–	–	–	–	–	–
70 anos e mais	53	62	69	49	56	66	40	46	48	9	9	16	–	1	2	4	6	3
Masculino	38	54	49	35	48	47	29	41	38	6	6	9	–	1	–	3	6	2
Feminino	15	8	20	14	8	19	11	5	10	3	3	7	–	–	2	1	–	1
Ignorado	–	–	–	–	–	–	–	–	–	–	–	–	–	–	–	–	–	–
Ignorada	3	14	3	3	13	2	3	11	2	–	2	–	–	–	–	–	1	1
Masculino	3	9	1	3	8	1	3	8	1	–	–	–	–	–	–	–	1	–
Feminino	–	5	2	–	5	1	–	3	1	–	2	–	–	–	–	–	–	1
Ignorado	–	–	–	–	–	–	–	–	–	–	–	–	–	–	–	–	–	–

Fonte: DATAPREV, CAT, SUB.
Nota: Os dados são preliminares, estando sujeitos a correções.

Capítulo 24 - Rio Grande do Sul

24.3 - Quantidade mensal de acidentes do trabalho, por situação do registro e motivo, no estado do Rio Grande do Sul - 2013/2015

MESES	QUANTIDADE DE ACIDENTES DO TRABALHO																	
	Total			Com CAT Registrada												Sem CAT Registrada		
				Total			Motivo											
							Típico			Trajeto			Doença do Trabalho					
	2013	2014	2015	2013	2014	2015	2013	2014	2015	2013	2014	2015	2013	2014	2015	2013	2014	2015
TOTAL	**59.950**	**60.020**	**52.030**	**43.447**	**44.994**	**40.360**	**34.828**	**36.351**	**32.631**	**7.082**	**7.248**	**6.603**	**1.537**	**1.395**	**1.126**	**16.503**	**15.026**	**11.670**
Janeiro	4.858	4.938	4.291	3.399	3.565	3.219	2.771	2.892	2.661	520	563	480	108	110	78	1.459	1.373	1.072
Fevereiro	4.572	4.840	4.311	3.274	3.569	3.268	2.692	2.874	2.648	477	605	537	105	90	83	1.298	1.271	1.043
Março	4.872	5.212	4.943	3.542	3.977	3.873	2.845	3.199	3.102	568	647	625	129	131	146	1.330	1.235	1.070
Abril	5.552	5.053	4.244	3.984	3.763	3.254	3.182	3.043	2.607	639	595	554	163	125	93	1.568	1.290	990
Maio	5.078	5.265	4.450	3.663	3.903	3.454	2.894	3.130	2.800	642	647	584	127	126	70	1.415	1.362	996
Junho	4.893	4.686	4.270	3.537	3.472	3.300	2.769	2.761	2.633	635	588	569	133	123	98	1.356	1.214	970
Julho	5.393	5.228	4.646	3.890	3.952	3.569	3.068	3.181	2.835	674	620	594	148	151	140	1.503	1.276	1.077
Agosto	5.269	5.082	4.533	3.787	3.823	3.507	3.016	3.061	2.843	645	642	567	126	120	97	1.482	1.259	1.026
Setembro	4.828	5.173	4.244	3.573	3.919	3.355	2.878	3.198	2.748	572	588	522	123	133	85	1.255	1.254	889
Outubro	5.458	5.515	4.332	4.037	4.261	3.408	3.245	3.421	2.759	621	720	555	171	120	94	1.421	1.254	924
Novembro	5.021	4.854	4.118	3.702	3.711	3.262	2.987	3.083	2.667	611	531	507	104	97	88	1.319	1.143	856
Dezembro	4.156	4.174	3.648	3.059	3.079	2.891	2.481	2.508	2.328	478	502	509	100	69	54	1.097	1.095	757

Fonte: DATAPREV, CAT, SUB.
Nota: Os dados são preliminares, estando sujeitos a correções.

DISTRIBUIÇÃO DE ACIDENTES DO TRABALHO, POR MOTIVO, NO ESTADO DO RIO GRANDE DO SUL - 2015

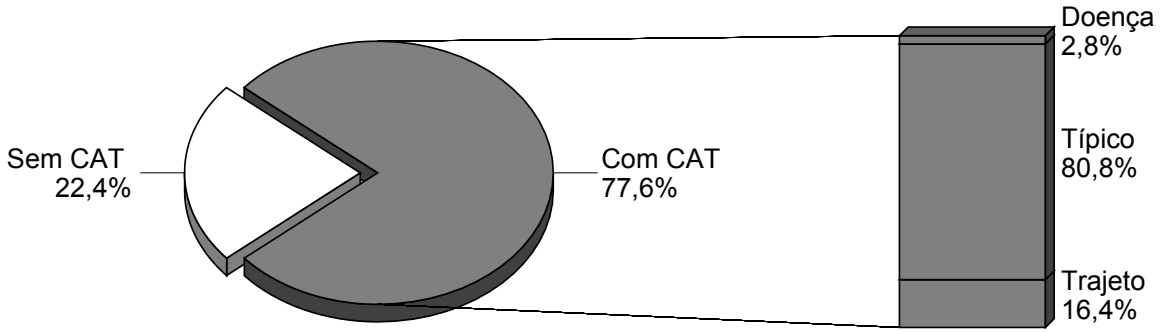

Fonte: DATAPREV, CAT, SUB.

Capítulo 25 - Mato Grosso do Sul

25.1 - Quantidade de acidentes do trabalho, por situação do registro e motivo, segundo a Classificação Nacional de Atividades Econômicas (CNAE), no estado do Mato Grosso do Sul - 2013/2015

(continua)

CNAE	QUANTIDADE DE ACIDENTES DO TRABALHO																	
	Total			Com CAT Registrada												Sem CAT Registrada		
				Total			Motivo											
							Típico			Trajeto			Doença do Trabalho					
	2013	2014	2015	2013	2014	2015	2013	2014	2015	2013	2014	2015	2013	2014	2015	2013	2014	2015
TOTAL	**11.495**	**10.973**	**9.766**	**8.824**	**8.524**	**7.858**	**6.931**	**6.489**	**6.126**	**1.717**	**1.829**	**1.559**	**176**	**206**	**173**	**2.671**	**2.449**	**1.908**
0111	17	26	25	14	16	14	13	9	11	1	7	3	–	–	–	3	10	11
0112	4	160	132	4	7	9	3	7	8	1	–	1	–	–	–	–	153	123
0113	149	110	91	107	110	91	98	108	86	9	2	5	–	–	–	42	–	–
0115	79	79	56	61	79	56	57	71	49	4	8	7	–	–	–	18	–	–
0116	1	1	–	–	1	–	–	1	–	–	–	–	–	–	–	1	–	–
0119	–	2	3	–	2	3	–	2	2	–	–	1	–	–	–	–	–	–
0121	1	164	96	1	–	–	1	–	–	–	–	–	–	–	–	–	164	96
0133	1	–	–	–	–	–	–	–	–	–	–	–	–	–	–	1	–	–
0134	1	1	2	–	–	1	–	–	1	–	–	–	–	–	–	1	1	1
0139	6	19	7	4	1	3	4	–	3	–	–	–	–	1	–	2	18	4
0141	152	121	187	151	121	187	136	104	173	14	16	13	1	1	1	1	–	–
0142	1	–	–	1	–	–	–	–	–	1	–	–	–	–	–	–	–	–
0151	501	403	314	402	403	314	371	371	300	29	30	13	2	2	1	99	–	–
0152	2	3	2	2	3	2	2	2	2	–	1	–	–	–	–	–	–	–
0153	–	2	1	–	2	1	–	1	1	–	1	–	–	–	–	–	–	–
0154	13	8	9	10	8	9	8	8	7	1	–	2	1	–	–	3	–	–
0155	10	14	14	9	14	14	8	10	13	–	4	1	1	–	–	1	–	–
0159	1	2	–	1	2	–	–	1	–	1	1	–	–	–	–	–	–	–
0161	37	23	29	33	23	29	29	18	22	4	5	7	–	–	–	4	–	–
0162	45	30	26	40	30	26	34	23	25	5	7	1	1	–	–	5	–	–
0163	2	2	2	2	2	2	1	2	2	1	–	–	–	–	–	–	–	–
0210	100	64	78	92	64	78	76	61	69	15	3	8	1	–	1	8	–	–
0220	4	5	4	3	5	4	3	3	3	–	2	1	–	–	–	1	–	–
0230	102	30	37	91	30	37	81	28	32	10	2	5	–	–	–	11	–	–
0322	5	2	9	4	2	9	4	2	7	–	–	2	–	–	–	1	–	–
0710	25	16	14	24	16	14	22	15	12	2	1	2	–	–	–	1	–	–
0729	–	1	–	–	1	–	–	1	–	–	–	–	–	–	–	–	–	–
0810	21	31	23	16	31	23	14	25	21	2	5	2	–	1	–	5	–	–
0891	18	15	11	17	15	11	16	13	11	1	2	–	–	–	–	1	–	–
0899	4	6	1	4	6	1	4	6	1	–	–	–	–	–	–	–	–	–
1011	701	510	507	515	510	507	458	443	434	40	35	38	17	32	35	186	–	–
1012	551	354	294	416	350	292	333	245	241	29	33	22	54	72	29	135	4	2
1013	44	26	16	37	26	16	28	23	12	9	2	4	–	1	–	7	–	–
1020	28	7	4	24	7	4	20	6	2	4	1	2	–	–	–	4	–	–
1032	11	13	4	11	13	4	11	10	3	–	1	–	–	2	1	–	–	–
1033	1	1	–	1	1	–	–	–	–	1	1	–	–	–	–	–	–	–
1041	13	9	12	11	9	12	5	6	10	6	3	2	–	–	–	2	–	–
1042	6	2	7	4	2	7	2	2	6	2	–	1	–	–	–	2	–	–
1051	1	1	1	–	1	1	–	–	1	–	1	–	–	–	–	1	–	–
1052	26	27	66	19	27	66	18	24	63	1	3	3	–	–	–	7	–	–
1053	1	3	1	1	3	1	–	3	1	1	–	–	–	–	–	–	–	–
1061	3	1	–	1	1	–	1	1	–	–	–	–	–	–	–	2	–	–
1062	5	15	9	5	15	9	4	11	6	1	4	3	–	–	–	–	–	–
1063	7	2	1	2	2	1	2	2	1	–	–	–	–	–	–	5	–	–
1065	15	13	8	10	13	8	9	11	8	1	2	–	–	–	–	5	–	–
1066	22	24	28	20	24	28	15	19	20	5	4	7	–	1	1	2	–	–
1069	1	3	–	1	3	–	–	3	–	1	–	–	–	–	–	–	–	–
1071	400	292	381	369	292	381	338	272	359	30	20	22	1	–	–	31	–	–
1081	2	–	–	1	–	–	–	–	–	1	–	–	–	–	–	1	–	–
1091	30	18	20	24	18	20	15	11	15	8	6	5	1	1	–	6	–	–
1092	155	64	16	152	64	16	147	57	15	5	7	1	–	–	–	3	–	–
1094	1	2	2	1	2	2	1	2	2	–	–	–	–	–	–	–	–	–
1095	–	1	–	–	1	–	–	–	–	–	1	–	–	–	–	–	–	–
1096	2	4	2	1	4	2	1	4	2	–	–	–	–	–	–	1	–	–
1099	7	7	2	6	7	2	3	3	2	3	4	–	–	–	–	1	–	–
1111	–	2	1	–	–	1	–	–	–	–	–	1	–	–	–	–	2	–
1113	1	2	1	1	2	1	1	2	1	–	–	–	–	–	–	–	–	–
1121	1	2	4	1	1	3	1	–	3	–	–	–	–	1	–	–	1	1
1122	38	43	37	37	43	37	27	34	30	10	9	7	–	–	–	1	–	–
1220	–	1	–	–	1	–	–	1	–	–	–	–	–	–	–	–	–	–
1311	6	12	8	4	12	8	3	10	7	1	2	1	–	–	–	2	–	–
1312	2	–	–	1	–	–	1	–	–	–	–	–	–	–	–	1	–	–
1323	7	14	12	6	14	12	6	13	10	–	1	2	–	–	–	1	–	–
1340	1	–	–	1	–	–	1	–	–	–	–	–	–	–	–	–	–	–
1351	11	16	18	9	16	18	8	13	12	1	3	6	–	–	–	2	–	–
1354	–	1	4	–	1	4	–	–	1	–	1	3	–	–	–	–	–	–
1359	11	16	11	9	16	11	7	12	10	2	4	1	–	–	–	2	–	–
1411	35	13	11	15	13	11	7	6	3	8	7	8	–	–	–	20	–	–
1412	77	27	19	42	27	19	18	13	12	23	13	7	1	1	–	35	–	–
1413	25	3	4	3	3	4	2	1	2	1	2	2	–	–	–	22	–	–
1414	3	4	1	3	4	1	2	3	1	1	1	–	–	–	–	–	–	–
1422	–	1	–	–	1	–	–	–	–	–	1	–	–	–	–	–	–	–
1510	67	44	46	50	44	46	43	39	42	4	4	4	3	1	–	17	–	–
1521	3	3	–	2	–	–	2	–	–	–	–	–	–	–	–	1	3	–
1529	1	–	1	–	–	1	–	–	–	–	–	1	–	–	–	1	–	–
1531	3	1	3	3	1	3	2	1	3	1	–	–	–	–	–	–	–	–
1532	8	4	–	7	4	–	2	2	–	5	2	–	–	–	–	1	–	–

Capítulo 25 - Mato Grosso do Sul

25.1 - Quantidade de acidentes do trabalho, por situação do registro e motivo, segundo a Classificação Nacional de Atividades Econômicas (CNAE), no estado do Mato Grosso do Sul - 2013/2015

(continuação)

CNAE	QUANTIDADE DE ACIDENTES DO TRABALHO																	
	Total			Com CAT Registrada												Sem CAT Registrada		
				Total			Motivo											
							Típico			Trajeto			Doença do Trabalho					
	2013	2014	2015	2013	2014	2015	2013	2014	2015	2013	2014	2015	2013	2014	2015	2013	2014	2015
1533	14	8	13	13	8	13	5	4	5	8	4	8	–	–	–	1	–	–
1539	16	5	2	14	5	2	10	5	2	4	–	–	–	–	–	2	–	–
1610	26	29	15	15	20	12	14	18	11	1	2	1	–	–	–	11	9	3
1621	17	6	5	10	6	5	7	4	4	3	2	1	–	–	–	7	–	–
1622	1	1	1	1	1	1	–	1	1	1	–	–	–	–	–	–	–	–
1623	3	9	4	3	9	4	2	9	3	1	–	1	–	–	–	–	–	–
1629	2	2	–	2	2	–	2	2	–	–	–	–	–	–	–	–	–	–
1710	100	109	113	95	109	113	89	98	96	6	11	17	–	–	–	5	–	–
1721	19	23	15	18	23	15	17	21	13	1	2	2	–	–	–	1	–	–
1731	–	1	–	–	–	–	–	–	–	–	–	–	–	–	–	–	1	–
1733	–	–	2	–	–	2	–	–	2	–	–	–	–	–	–	–	–	–
1741	4	1	4	4	–	3	2	–	3	2	–	–	–	–	–	–	1	1
1742	1	–	–	1	–	–	1	–	–	–	–	–	–	–	–	–	–	–
1749	19	47	26	17	45	22	11	16	19	2	25	2	4	4	1	2	2	4
1811	3	3	2	2	2	2	–	–	2	2	2	–	–	–	–	1	1	–
1812	–	8	2	–	–	–	–	–	–	–	–	–	–	–	–	–	8	2
1813	7	4	2	6	4	2	4	2	2	2	2	–	–	–	–	1	–	–
1821	1	1	2	1	1	2	1	–	1	–	1	1	–	–	–	–	–	–
1822	–	2	–	–	2	–	–	–	–	–	2	–	–	–	–	–	–	–
1910	–	–	1	–	–	–	–	–	–	–	–	–	–	–	–	–	–	1
1921	6	5	1	6	5	1	5	4	1	1	1	–	–	–	–	–	–	–
1922	–	–	1	–	–	1	–	–	–	–	–	1	–	–	–	–	–	–
1931	313	278	290	244	278	288	212	258	279	31	19	9	1	1	–	69	–	2
1932	2	6	4	2	6	4	2	4	3	–	2	1	–	–	–	–	–	–
2013	10	11	9	10	11	9	6	8	8	4	3	1	–	–	–	–	–	–
2019	10	5	–	10	5	–	9	5	–	1	–	–	–	–	–	–	–	–
2022	–	–	1	–	–	–	–	–	–	–	–	–	–	–	–	–	–	1
2029	1	1	1	1	1	1	1	–	1	–	1	–	–	–	–	–	–	–
2031	–	2	–	–	–	–	–	–	–	–	–	–	–	–	–	–	2	–
2061	1	2	–	1	2	–	1	2	–	–	–	–	–	–	–	–	–	–
2062	1	1	–	1	1	–	1	–	–	–	1	–	–	–	–	–	–	–
2063	–	1	–	–	1	–	–	–	–	–	1	–	–	–	–	–	–	–
2071	6	5	2	5	5	2	1	3	2	4	2	–	–	–	–	1	–	–
2093	4	–	4	4	–	4	4	–	1	–	–	3	–	–	–	–	–	–
2099	2	2	3	2	2	3	1	2	1	1	–	2	–	–	–	–	–	–
2110	–	–	1	–	–	1	–	–	1	–	–	–	–	–	–	–	–	–
2122	–	1	2	–	1	2	–	1	2	–	–	–	–	–	–	–	–	–
2211	–	2	–	–	–	–	–	–	–	–	–	–	–	–	–	–	2	–
2212	11	3	2	8	3	2	6	2	2	2	1	–	–	–	–	3	–	–
2219	–	7	16	–	–	–	–	–	–	–	–	–	–	–	–	–	7	16
2221	2	6	4	2	6	4	2	5	–	–	1	4	–	–	–	–	–	–
2222	54	50	43	47	50	43	44	44	37	3	5	6	–	1	–	7	–	–
2223	1	1	–	1	1	–	1	–	–	–	1	–	–	–	–	–	–	–
2229	33	25	16	30	25	16	26	20	13	4	5	3	–	–	–	3	–	–
2311	19	18	15	17	18	15	15	15	14	2	3	1	–	–	–	2	–	–
2319	–	–	1	–	–	1	–	–	1	–	–	–	–	–	–	–	–	–
2320	8	2	1	8	2	1	8	2	1	–	–	–	–	–	–	–	–	–
2330	58	43	30	40	43	30	35	39	22	5	4	7	–	–	1	18	–	–
2341	1	1	–	1	1	–	1	1	–	–	–	–	–	–	–	–	–	–
2342	48	17	9	33	17	9	29	15	8	4	2	1	–	–	–	15	–	–
2349	1	3	1	1	3	1	–	2	–	1	1	1	–	–	–	–	–	–
2391	5	3	3	3	3	3	3	2	1	–	1	2	–	–	–	2	–	–
2392	–	–	2	–	–	2	–	–	1	–	–	1	–	–	–	–	–	–
2411	16	18	8	15	18	8	15	12	8	–	6	–	–	–	–	1	–	–
2412	–	3	1	–	3	1	–	3	–	–	–	–	–	–	1	–	–	–
2422	–	1	–	–	–	–	–	–	–	–	–	–	–	–	–	–	1	–
2423	26	13	8	26	13	8	26	10	7	–	3	1	–	–	–	–	–	–
2424	6	7	3	6	7	3	6	7	3	–	–	–	–	–	–	–	–	–
2431	–	1	–	–	–	–	–	–	–	–	–	–	–	–	–	–	1	–
2439	1	–	–	–	–	–	–	–	–	–	–	–	–	–	–	1	–	–
2443	6	4	5	5	4	5	5	3	4	–	1	1	–	–	–	1	–	–
2449	–	–	1	–	–	1	–	–	1	–	–	–	–	–	–	–	–	–
2451	9	–	2	6	–	2	5	–	2	1	–	–	–	–	–	3	–	–
2511	31	27	13	23	26	10	16	22	9	7	4	1	–	–	–	8	1	3
2512	19	13	17	11	13	17	9	10	11	2	3	6	–	–	–	8	–	–
2513	2	–	–	2	–	–	1	–	–	1	–	–	–	–	–	–	–	–
2521	–	2	2	–	2	2	–	2	2	–	–	–	–	–	–	–	–	–
2522	–	1	–	–	1	–	–	–	–	–	1	–	–	–	–	–	–	–
2532	13	11	9	8	11	9	5	9	8	3	2	1	–	–	–	5	–	–
2539	8	9	7	6	9	7	6	9	5	–	–	2	–	–	–	2	–	–
2542	5	6	6	1	6	6	1	5	4	–	1	2	–	–	–	4	–	–
2543	8	5	1	7	5	1	7	4	–	–	1	1	–	–	–	1	–	–
2591	1	–	1	1	–	1	1	–	1	–	–	–	–	–	–	–	–	–
2592	3	1	2	3	1	2	3	1	2	–	–	–	–	–	–	–	–	–
2593	4	–	–	4	–	–	3	–	–	1	–	–	–	–	–	–	–	–
2599	10	8	6	9	8	6	9	7	5	–	1	–	–	–	1	1	–	–
2710	6	2	5	6	2	5	3	1	1	3	1	4	–	–	–	–	–	–
2721	–	1	1	–	–	–	–	–	–	–	–	–	–	–	–	–	1	1
2731	–	1	2	–	1	2	–	1	2	–	–	–	–	–	–	–	–	–

Capítulo 25 - Mato Grosso do Sul

25.1 - Quantidade de acidentes do trabalho, por situação do registro e motivo, segundo a Classificação Nacional de Atividades Econômicas (CNAE), no estado do Mato Grosso do Sul - 2013/2015

(continuação)

CNAE	QUANTIDADE DE ACIDENTES DO TRABALHO																	
	Total			Com CAT Registrada												Sem CAT Registrada		
				Total			Motivo											
							Típico			Trajeto			Doença do Trabalho					
	2013	2014	2015	2013	2014	2015	2013	2014	2015	2013	2014	2015	2013	2014	2015	2013	2014	2015
2732	–	–	1	–	–	1	–	–	–	–	–	1	–	–	–	–	–	–
2733	11	3	2	9	3	2	9	3	1	–	–	1	–	–	–	2	–	–
2740	–	–	2	–	–	2	–	–	2	–	–	–	–	–	–	–	–	–
2751	116	55	60	113	55	60	103	50	23	7	3	37	3	2	–	3	–	–
2759	1	–	1	1	–	1	–	–	–	1	–	1	–	–	–	–	–	–
2790	–	–	1	–	–	1	–	–	–	–	–	1	–	–	–	–	–	–
2811	–	2	1	–	–	1	–	–	1	–	–	–	–	–	–	–	2	–
2813	–	–	1	–	–	1	–	–	–	–	–	1	–	–	–	–	–	–
2822	–	1	–	–	1	–	–	1	–	–	–	–	–	–	–	–	–	–
2823	4	–	–	4	–	–	4	–	–	–	–	–	–	–	–	–	–	–
2829	6	4	4	6	4	4	5	3	4	1	1	–	–	–	–	–	–	–
2833	19	13	16	14	13	14	13	12	12	1	1	1	–	–	1	5	–	2
2840	3	3	3	2	3	3	2	2	2	–	1	1	–	–	–	1	–	–
2865	1	2	4	1	2	4	1	2	4	–	–	–	–	–	–	–	–	–
2869	3	5	1	2	5	1	2	1	1	–	4	–	–	–	–	1	–	–
2910	3	–	–	3	–	–	2	–	–	1	–	–	–	–	–	–	–	–
2930	16	14	3	14	14	3	11	12	3	3	2	–	–	–	–	2	–	–
2949	1	2	1	1	2	1	–	1	1	1	1	–	–	–	–	–	–	–
2950	3	2	1	2	2	1	2	1	1	–	1	–	–	–	–	1	–	–
3011	–	1	–	–	1	–	–	1	–	–	–	–	–	–	–	–	–	–
3092	1	–	–	–	–	–	–	–	–	–	–	–	–	–	–	1	–	–
3101	17	22	11	12	22	11	9	19	9	3	3	2	–	–	–	5	–	–
3102	20	26	20	20	26	20	19	26	16	1	–	4	–	–	–	–	–	–
3104	31	26	17	31	26	17	26	21	14	5	5	3	–	–	–	–	–	–
3230	–	1	3	–	–	1	–	–	1	–	–	–	–	–	–	–	1	2
3240	5	10	6	4	10	6	4	6	5	–	4	1	–	–	–	1	–	–
3250	2	1	–	2	1	–	–	1	–	2	–	–	–	–	–	–	–	–
3291	–	1	1	–	–	–	–	–	–	–	–	–	–	–	–	–	1	1
3292	3	3	1	2	3	1	1	1	1	1	2	–	–	–	–	1	–	–
3299	2	3	1	2	3	1	2	1	1	–	2	–	–	–	–	–	–	–
3311	2	1	8	2	1	8	2	–	–	–	1	8	–	–	–	–	–	–
3312	–	1	2	–	1	2	–	1	1	–	–	1	–	–	–	–	–	–
3313	2	1	1	1	1	1	1	1	1	–	–	–	–	–	–	1	–	–
3314	19	17	10	15	17	10	13	16	8	1	1	2	1	–	–	4	–	–
3316	–	1	–	–	1	–	–	1	–	–	–	–	–	–	–	–	–	–
3319	1	–	–	–	–	–	–	–	–	–	–	–	–	–	–	1	–	–
3321	2	1	2	1	1	2	1	1	2	–	–	–	–	–	–	1	–	–
3329	1	1	2	1	1	2	1	1	2	–	–	–	–	–	–	–	–	–
3511	8	15	12	8	8	5	6	7	4	2	1	1	–	–	–	–	7	7
3512	2	7	2	2	6	2	2	3	2	–	3	–	–	–	–	–	1	–
3513	1	–	–	1	–	–	1	–	–	–	–	–	–	–	–	–	–	–
3514	51	67	64	49	67	64	41	50	43	7	13	11	1	4	10	2	–	–
3520	–	–	1	–	–	1	–	–	1	–	–	–	–	–	–	–	–	–
3600	77	80	64	64	80	64	56	63	50	8	17	13	–	–	1	13	–	–
3702	3	5	1	2	5	1	1	3	–	1	2	1	–	–	–	1	–	–
3811	200	126	150	186	126	150	180	116	143	5	10	7	1	–	–	14	–	–
3812	–	–	2	–	–	2	–	–	1	–	–	1	–	–	–	–	–	–
3821	1	–	1	1	–	1	1	–	1	–	–	–	–	–	–	–	–	–
3822	4	3	–	2	3	–	1	3	–	1	–	–	–	–	–	2	–	–
3831	–	1	–	–	1	–	–	1	–	–	–	–	–	–	–	–	–	–
3832	1	5	4	1	5	4	1	5	4	–	–	–	–	–	–	–	–	–
3839	–	2	1	–	2	1	–	2	1	–	–	–	–	–	–	–	–	–
4110	36	17	13	32	17	13	26	16	6	6	1	6	–	–	1	4	–	–
4120	246	190	152	163	190	152	130	151	123	32	38	28	1	1	1	83	–	–
4211	70	81	35	51	81	35	46	61	32	5	19	3	–	1	–	19	–	–
4212	–	2	1	–	2	1	–	1	1	–	1	–	–	–	–	–	–	–
4213	1	5	2	1	5	2	1	5	2	–	–	–	–	–	–	–	–	–
4221	90	57	64	72	37	46	52	30	36	20	7	10	–	–	–	18	20	18
4222	7	3	2	6	3	2	5	2	2	1	1	–	–	–	–	1	–	–
4223	–	5	2	–	5	2	–	4	2	–	1	–	–	–	–	–	–	–
4292	94	35	13	85	35	13	78	23	13	5	12	–	2	–	–	9	–	–
4299	34	66	13	29	66	13	21	57	11	7	9	2	1	–	–	5	–	–
4311	–	1	–	–	1	–	–	–	–	–	1	–	–	–	–	–	–	–
4312	8	–	–	8	–	–	7	–	–	1	–	–	–	–	–	–	–	–
4313	36	33	30	24	33	30	12	27	26	10	6	4	2	–	–	12	–	–
4321	50	24	28	46	24	28	39	16	20	7	8	7	–	–	1	4	–	–
4322	25	5	5	24	5	5	18	3	2	6	2	3	–	–	–	1	–	–
4329	5	12	4	4	12	4	3	7	4	1	4	–	–	1	–	1	–	–
4330	32	19	14	20	19	14	12	14	12	8	4	2	–	1	–	12	–	–
4391	4	3	5	3	3	5	3	2	4	–	1	1	–	–	–	1	–	–
4399	41	25	30	26	25	30	18	16	22	8	8	7	–	1	1	15	–	–
4511	34	33	27	29	33	27	18	14	13	11	18	14	–	1	–	5	–	–
4512	1	2	2	–	1	–	–	1	–	–	–	–	–	–	–	1	1	2
4520	57	40	41	44	40	41	30	32	31	14	8	10	–	–	–	13	–	–
4530	89	85	77	63	85	77	41	56	54	20	29	23	2	–	–	26	–	–
4541	20	17	10	17	17	10	4	4	5	13	13	5	–	–	–	3	–	–
4543	–	1	–	–	1	–	–	1	–	–	–	–	–	–	–	–	–	–
4611	163	2	–	155	2	–	150	2	–	4	–	–	1	–	–	8	–	–
4617	–	1	–	–	1	–	–	–	–	–	1	–	–	–	–	–	–	–

Capítulo 25 - Mato Grosso do Sul

25.1 - Quantidade de acidentes do trabalho, por situação do registro e motivo, segundo a Classificação Nacional de Atividades Econômicas (CNAE), no estado do Mato Grosso do Sul - 2013/2015

(continuação)

CNAE	QUANTIDADE DE ACIDENTES DO TRABALHO																	
	Total			Com CAT Registrada												Sem CAT Registrada		
				Total			Motivo											
							Típico			Trajeto			Doença do Trabalho					
	2013	2014	2015	2013	2014	2015	2013	2014	2015	2013	2014	2015	2013	2014	2015	2013	2014	2015
4618	–	–	1	–	–	1	–	–	–	–	–	1	–	–	–	–	–	–
4619	2	–	1	2	–	1	1	–	–	1	–	1	–	–	–	–	–	–
4622	11	6	7	9	6	7	6	6	6	3	–	1	–	–	–	2	–	–
4623	53	43	36	42	43	36	38	34	28	4	9	8	–	–	–	11	–	–
4631	1	2	1	1	2	1	–	2	1	1	–	–	–	–	–	–	–	–
4632	16	4	4	13	4	4	11	3	4	2	1	–	–	–	–	3	–	–
4633	11	9	7	7	9	7	4	6	3	3	3	2	–	–	2	4	–	–
4634	6	5	6	4	5	6	2	5	5	2	–	1	–	–	–	2	–	–
4635	36	33	29	26	33	29	20	25	21	5	7	8	1	1	–	10	–	–
4636	–	1	–	–	1	–	–	–	–	–	–	–	–	1	–	–	–	–
4637	7	7	5	6	7	5	3	1	2	3	6	3	–	–	–	1	–	–
4639	7	14	11	6	14	11	2	7	5	4	7	6	–	–	–	1	–	–
4642	–	1	–	–	1	–	–	–	–	–	1	–	–	–	–	–	–	–
4644	2	6	6	2	6	6	2	2	5	–	4	1	–	–	–	–	–	–
4645	2	1	3	2	1	3	–	–	1	2	1	2	–	–	–	–	–	–
4646	1	–	2	1	–	2	–	–	1	1	–	1	–	–	–	–	–	–
4649	–	2	5	–	2	5	–	2	3	–	–	2	–	–	–	–	–	–
4651	1	–	–	–	–	–	–	–	–	–	–	–	–	–	–	1	–	–
4652	–	–	1	–	–	1	–	–	1	–	–	–	–	–	–	–	–	–
4661	13	16	12	11	16	12	7	14	9	4	2	3	–	–	–	2	–	–
4662	4	9	3	4	9	3	2	8	1	2	1	2	–	–	–	–	–	–
4663	1	–	3	–	–	3	–	–	2	–	–	1	–	–	–	1	–	–
4665	2	–	1	2	–	1	2	–	–	–	–	1	–	–	–	–	–	–
4669	6	1	3	6	1	3	3	1	1	3	–	1	–	–	1	–	–	–
4671	10	5	1	6	5	1	6	3	1	–	2	–	–	–	–	4	–	–
4672	1	2	–	1	2	–	1	1	–	–	1	–	–	–	–	–	–	–
4679	8	9	10	3	9	10	3	8	10	–	1	–	–	–	–	5	–	–
4681	10	11	7	9	11	7	3	8	3	6	3	4	–	–	–	1	–	–
4682	11	7	17	9	7	17	9	6	16	–	1	1	–	–	–	2	–	–
4683	6	10	2	5	10	2	4	8	2	1	2	–	–	–	–	1	–	–
4684	2	2	1	1	2	1	1	1	1	–	1	–	–	–	–	1	–	–
4685	1	–	–	1	–	–	1	–	–	–	–	–	–	–	–	–	–	–
4686	2	–	4	2	–	4	–	–	2	2	–	2	–	–	–	–	–	–
4687	14	13	9	13	13	9	11	12	7	2	1	2	–	–	–	1	–	–
4689	1	2	2	1	2	2	–	2	2	1	–	–	–	–	–	–	–	–
4691	5	4	2	3	4	2	2	4	1	1	–	1	–	–	–	2	–	–
4692	–	–	1	–	–	1	–	–	–	–	–	1	–	–	–	–	–	–
4693	22	22	6	17	22	6	13	17	6	4	5	–	–	–	–	5	–	–
4711	232	229	246	163	229	246	110	163	204	51	66	41	2	–	1	69	–	–
4712	40	20	28	23	20	28	15	15	16	8	4	12	–	1	–	17	–	–
4713	39	25	16	34	25	16	21	10	10	12	14	6	1	1	–	5	–	–
4721	22	24	13	18	24	13	12	18	7	5	6	6	1	–	–	4	–	–
4722	14	16	11	9	16	11	7	8	4	2	8	7	–	–	–	5	–	–
4723	16	6	5	12	6	5	6	3	1	6	3	4	–	–	–	4	–	–
4724	4	7	5	3	7	5	2	4	4	1	3	1	–	–	–	1	–	–
4729	33	33	29	20	33	29	14	26	21	6	6	8	–	1	–	13	–	–
4731	61	49	40	44	49	40	20	20	18	24	29	22	–	–	–	17	–	–
4741	4	4	3	3	4	3	1	1	3	2	3	–	–	–	–	1	–	–
4742	11	11	12	9	11	12	8	9	7	1	2	5	–	–	–	2	–	–
4743	10	14	12	4	14	12	2	8	9	2	6	3	–	–	–	6	–	–
4744	176	108	104	126	108	104	87	80	73	39	27	30	–	1	1	50	–	–
4751	25	9	6	18	9	6	12	4	–	6	5	6	–	–	–	7	–	–
4752	14	9	4	8	9	4	3	3	2	5	6	2	–	–	–	6	–	–
4753	23	36	18	17	36	18	9	15	7	7	19	10	1	2	1	6	–	–
4754	20	16	10	16	16	10	7	10	5	9	6	5	–	–	–	4	–	–
4755	9	7	8	7	7	8	3	4	2	4	3	5	–	–	1	2	–	–
4756	–	–	1	–	–	1	–	–	–	–	–	1	–	–	–	–	–	–
4757	7	3	5	5	3	5	3	1	2	2	2	3	–	–	–	2	–	–
4759	10	9	7	6	9	7	4	6	7	2	3	–	–	–	–	4	–	–
4761	11	11	2	10	11	2	5	3	–	5	8	2	–	–	–	1	–	–
4763	3	5	7	3	5	7	3	1	5	–	4	2	–	–	–	–	–	–
4771	46	32	27	35	32	27	7	15	15	28	17	11	–	–	1	11	–	–
4772	2	5	1	2	5	1	1	3	–	1	2	1	–	–	–	–	–	–
4774	–	2	5	–	2	5	–	1	1	–	1	4	–	–	–	–	–	–
4781	59	34	34	47	34	34	21	17	15	23	17	19	3	–	–	12	–	–
4782	23	10	9	16	10	9	7	3	6	9	7	3	–	–	–	7	–	–
4783	–	2	1	–	2	1	–	–	–	–	2	1	–	–	–	–	–	–
4784	30	11	17	21	11	17	10	4	13	11	7	3	–	–	1	9	–	–
4785	2	–	–	1	–	–	1	–	–	–	–	–	–	–	–	1	–	–
4789	63	53	49	45	53	49	28	32	25	17	21	21	–	–	3	18	–	–
4911	24	23	9	21	23	9	21	18	6	–	5	3	–	–	–	3	–	–
4921	34	14	7	11	14	7	5	5	4	6	9	3	–	–	–	23	–	–
4922	17	14	13	11	14	13	6	11	5	5	3	8	–	–	–	6	–	–
4923	3	2	–	2	2	–	1	2	–	1	–	–	–	–	–	1	–	–
4924	2	3	4	–	3	4	–	1	3	–	2	1	–	–	–	2	–	–
4929	12	6	6	9	6	6	8	5	3	1	1	3	–	–	–	3	–	–
4930	270	211	199	192	211	199	145	169	149	44	42	47	3	–	3	78	–	–
4940	1	2	–	1	2	–	1	2	–	–	–	–	–	–	–	–	–	–
5021	9	8	8	8	8	8	8	7	8	–	1	–	–	–	–	1	–	–

Capítulo 25 - Mato Grosso do Sul

25.1 - Quantidade de acidentes do trabalho, por situação do registro e motivo, segundo a Classificação Nacional de Atividades Econômicas (CNAE), no estado do Mato Grosso do Sul - 2013/2015

(continuação)

CNAE	QUANTIDADE DE ACIDENTES DO TRABALHO																	
	Total			Com CAT Registrada												Sem CAT Registrada		
				Total			Motivo											
							Típico			Trajeto			Doença do Trabalho					
	2013	2014	2015	2013	2014	2015	2013	2014	2015	2013	2014	2015	2013	2014	2015	2013	2014	2015
5030	–	1	–	–	–	–	–	–	–	–	–	–	–	–	–	–	1	–
5099	–	–	1	–	–	1	–	–	1	–	–	–	–	–	–	–	–	–
5111	5	8	7	5	2	1	4	1	–	1	1	1	–	–	–	–	6	6
5112	–	–	1	–	–	–	–	–	–	–	–	–	–	–	–	–	–	1
5120	4	–	1	4	–	1	4	–	1	–	–	–	–	–	–	–	–	–
5211	16	16	13	11	11	10	8	6	8	2	5	2	1	–	–	5	5	3
5212	8	7	4	7	4	1	7	4	–	–	–	1	–	–	–	1	3	3
5221	–	7	16	–	6	15	–	5	14	–	1	1	–	–	–	–	1	1
5222	1	–	2	1	–	2	1	–	2	–	–	–	–	–	–	–	–	–
5223	2	2	3	1	2	3	1	1	2	–	1	1	–	–	–	1	–	–
5229	4	3	–	4	3	–	3	2	–	1	1	–	–	–	–	–	–	–
5231	–	1	2	–	1	1	–	1	1	–	–	–	–	–	–	–	–	1
5232	1	–	–	1	–	–	1	–	–	–	–	–	–	–	–	–	–	–
5240	6	9	6	6	9	6	4	4	5	2	5	1	–	–	–	–	–	–
5250	7	2	1	7	2	1	7	1	–	–	1	1	–	–	–	–	–	–
5310	197	142	117	168	142	117	128	110	88	25	26	23	15	6	6	29	–	–
5320	10	13	15	8	13	15	5	9	6	3	4	9	–	–	–	2	–	–
5510	42	30	29	24	30	29	12	17	17	12	13	12	–	–	–	18	–	–
5590	1	2	2	–	2	2	–	2	1	–	–	1	–	–	–	1	–	–
5611	124	90	104	88	90	104	58	61	56	29	27	46	1	2	2	36	–	–
5612	–	5	4	–	5	4	–	5	3	–	–	1	–	–	–	–	–	–
5620	61	57	38	40	57	38	30	43	25	9	14	13	1	–	–	21	–	–
5811	–	1	1	–	1	1	–	1	1	–	–	–	–	–	–	–	–	–
5812	–	1	–	–	1	–	–	1	–	–	–	–	–	–	–	–	–	–
5821	–	1	1	–	1	1	–	–	1	–	1	–	–	–	–	–	–	–
5822	2	2	3	1	2	3	1	1	3	–	1	–	–	–	–	1	–	–
5829	5	–	2	2	–	2	1	–	2	1	–	–	–	–	–	3	–	–
5911	–	1	–	–	1	–	–	–	–	–	1	–	–	–	–	–	–	–
5914	5	3	1	5	3	1	4	2	1	1	1	–	–	–	–	–	–	–
6010	4	–	3	4	–	3	1	–	–	3	–	3	–	–	–	–	–	–
6021	6	8	9	6	8	8	2	4	3	4	4	3	–	–	2	–	–	1
6110	14	6	9	12	6	9	10	4	7	2	2	2	–	–	–	2	–	–
6120	4	3	8	4	3	8	3	2	7	1	1	1	–	–	–	–	–	–
6141	8	5	–	6	5	–	3	2	–	3	3	–	–	–	–	2	–	–
6142	2	–	–	2	–	–	2	–	–	–	–	–	–	–	–	–	–	–
6143	1	–	–	1	–	–	1	–	–	–	–	–	–	–	–	–	–	–
6190	3	2	4	3	2	4	–	–	3	3	2	1	–	–	–	–	–	–
6201	1	12	13	1	1	5	1	–	2	–	1	3	–	–	–	–	11	8
6203	4	1	1	4	1	1	3	–	1	1	1	–	–	–	–	–	–	–
6204	1	1	2	1	1	2	–	–	1	1	1	1	–	–	–	–	–	–
6209	4	4	9	3	4	9	2	1	4	1	3	5	–	–	–	1	–	–
6311	2	–	1	1	–	1	–	–	1	1	–	–	–	–	–	1	–	–
6319	1	–	–	–	–	–	–	–	–	–	–	–	–	–	–	1	–	–
6399	2	–	1	1	–	1	–	–	–	1	–	1	–	–	–	1	–	–
6421	5	3	2	4	3	2	1	1	–	2	–	1	1	2	1	1	–	–
6422	38	35	51	21	35	51	1	–	7	1	1	1	19	34	43	17	–	–
6423	2	2	3	2	2	3	–	–	2	2	1	–	–	1	1	–	–	–
6424	1	–	1	–	–	1	–	–	–	–	–	–	–	–	1	1	–	–
6436	–	1	1	–	1	1	–	–	–	–	–	1	–	1	–	–	–	–
6463	–	–	1	–	–	1	–	–	1	–	–	–	–	–	–	–	–	–
6491	–	1	–	–	1	–	–	–	–	–	1	–	–	–	–	–	–	–
6493	–	–	1	–	–	1	–	–	–	–	–	1	–	–	–	–	–	–
6511	1	1	–	1	1	–	1	–	–	–	1	–	–	–	–	–	–	–
6550	18	14	9	13	14	9	5	12	3	7	2	6	1	–	–	5	–	–
6613	–	3	–	–	3	–	–	–	–	–	3	–	–	–	–	–	–	–
6619	1	1	1	1	1	1	–	–	–	1	1	–	–	–	1	–	–	–
6621	–	–	1	–	–	–	–	–	–	–	–	–	–	–	–	–	–	1
6622	2	–	–	1	–	–	–	–	–	–	–	–	1	–	–	1	–	–
6629	–	–	1	–	–	1	–	–	–	–	–	1	–	–	–	–	–	–
6630	1	2	2	1	–	–	–	–	–	1	–	–	–	–	–	–	2	2
6810	8	5	6	3	5	6	3	2	6	–	3	–	–	–	–	5	–	–
6821	3	2	1	1	2	1	1	1	–	–	1	1	–	–	–	2	–	–
6822	7	3	4	5	3	4	1	1	2	4	2	2	–	–	–	2	–	–
6911	7	3	4	6	3	4	2	1	3	4	2	1	–	–	–	1	–	–
6912	1	2	2	1	2	2	1	1	2	–	1	–	–	–	–	–	–	–
6920	18	20	17	17	20	17	8	7	6	9	13	11	–	–	–	1	–	–
7020	11	5	10	9	5	10	7	3	4	2	2	6	–	–	–	2	–	–
7111	1	–	4	1	–	4	–	–	3	1	–	1	–	–	–	–	–	–
7112	36	35	28	27	35	28	24	24	20	3	10	8	–	1	–	9	–	–
7119	5	13	3	4	13	3	4	11	2	–	2	1	–	–	–	1	–	–
7120	–	1	3	–	1	3	–	–	2	–	1	1	–	–	–	–	–	–
7210	22	30	24	21	30	24	21	28	23	–	2	1	–	–	–	1	–	–
7311	2	3	1	1	3	1	–	1	–	1	1	1	–	1	–	1	–	–
7312	–	–	2	–	–	2	–	–	1	–	–	1	–	–	–	–	–	–
7319	5	6	6	–	6	6	–	2	4	–	4	2	–	–	–	5	–	–
7320	2	–	–	2	–	–	–	–	–	2	–	–	–	–	–	–	–	–
7410	–	2	–	–	2	–	–	–	–	–	2	–	–	–	–	–	–	–
7420	1	1	–	1	–	–	1	–	–	–	–	–	–	–	–	–	1	–
7490	9	4	10	9	4	10	6	2	6	3	2	4	–	–	–	–	–	–

Capítulo 25 - Mato Grosso do Sul

25.1 - Quantidade de acidentes do trabalho, por situação do registro e motivo, segundo a Classificação Nacional de Atividades Econômicas (CNAE), no estado do Mato Grosso do Sul - 2013/2015

(conclusão)

CNAE	QUANTIDADE DE ACIDENTES DO TRABALHO																	
	Total			Com CAT Registrada												Sem CAT Registrada		
				Total			Motivo											
							Típico			Trajeto			Doença do Trabalho					
	2013	2014	2015	2013	2014	2015	2013	2014	2015	2013	2014	2015	2013	2014	2015	2013	2014	2015
7500	1	2	–	1	2	–	–	1	–	1	1	–	–	–	–	–	–	–
7711	10	7	7	8	7	7	7	6	5	1	1	2	–	–	–	2	–	–
7722	1	–	1	1	–	1	–	–	1	1	–	–	–	–	–	–	–	–
7723	2	–	3	2	–	3	1	–	1	1	–	2	–	–	–	–	–	–
7729	2	3	1	1	3	1	1	2	–	–	1	1	–	–	–	1	–	–
7731	1	2	1	1	2	1	1	1	1	–	1	–	–	–	–	–	–	–
7732	15	24	10	11	24	10	8	18	7	3	6	2	–	–	1	4	–	–
7733	–	–	2	–	–	2	–	–	–	–	–	2	–	–	–	–	–	–
7739	5	4	10	5	4	10	3	2	8	2	2	2	–	–	–	–	–	–
7810	11	2	4	–	2	4	–	1	3	–	1	1	–	–	–	11	–	–
7820	29	14	9	13	14	9	3	8	–	10	6	9	–	–	–	16	–	–
7830	6	2	3	2	2	3	–	2	2	2	–	1	–	–	–	4	–	–
7911	7	4	3	3	4	3	2	–	1	1	4	2	–	–	–	4	–	–
7990	2	1	1	1	1	1	–	1	1	1	–	–	–	–	–	1	–	–
8011	41	19	22	21	19	22	4	2	10	17	17	12	–	–	–	20	–	–
8012	44	26	10	37	24	9	12	8	2	24	16	7	1	–	–	7	2	1
8020	18	13	11	11	13	11	4	6	5	7	7	6	–	–	–	7	–	–
8030	1	5	2	1	–	–	1	–	–	–	–	–	–	–	–	–	5	2
8111	8	6	2	8	6	2	1	3	1	7	3	1	–	–	–	–	–	–
8112	60	25	41	49	25	41	39	17	25	9	7	15	1	1	1	11	–	–
8121	68	36	27	40	36	27	19	18	11	21	18	16	–	–	–	28	–	–
8122	3	6	1	2	6	1	–	2	1	2	4	–	–	–	–	1	–	–
8129	44	19	22	36	19	22	28	12	14	8	7	8	–	–	–	8	–	–
8130	–	4	4	–	2	2	–	1	2	–	1	–	–	–	–	–	2	2
8211	41	11	9	30	11	8	21	8	2	9	3	6	–	–	–	11	–	1
8219	11	15	9	10	15	9	3	6	6	7	9	3	–	–	–	1	–	–
8220	106	95	94	95	95	94	14	23	20	80	68	74	1	4	–	11	–	–
8230	4	3	5	4	3	5	4	2	4	–	1	1	–	–	–	–	–	–
8291	6	10	9	6	9	9	1	7	5	5	2	2	–	–	2	–	1	–
8292	–	1	–	–	1	–	–	1	–	–	–	–	–	–	–	–	–	–
8299	41	45	17	31	45	17	20	27	10	10	16	6	1	2	1	10	–	–
8411	247	131	103	126	131	103	92	92	72	30	39	29	4	–	2	121	–	–
8412	–	2	2	–	2	2	–	2	2	–	–	–	–	–	–	–	–	–
8413	–	–	1	–	–	1	–	–	1	–	–	–	–	–	–	–	–	–
8422	1	2	2	1	2	2	1	2	2	–	–	–	–	–	–	–	–	–
8423	–	1	–	–	1	–	–	1	–	–	–	–	–	–	–	–	–	–
8511	20	89	87	18	25	33	17	19	23	1	6	10	–	–	–	2	64	54
8512	5	3	6	3	3	5	2	2	3	1	1	2	–	–	–	2	–	1
8513	8	11	13	5	9	11	3	2	6	2	7	5	–	–	–	3	2	2
8520	40	29	23	27	29	23	24	18	15	2	11	7	1	–	1	13	–	–
8531	5	7	6	2	5	4	1	4	2	1	1	1	–	–	1	3	2	2
8532	16	23	18	13	20	18	9	13	13	4	5	5	–	2	–	3	3	–
8533	20	24	18	19	24	18	17	17	14	2	7	4	–	–	–	1	–	–
8541	–	1	1	–	1	1	–	–	–	–	1	1	–	–	–	–	–	–
8550	–	–	1	–	–	1	–	–	1	–	–	–	–	–	–	–	–	–
8593	–	1	1	–	1	1	–	–	1	–	1	–	–	–	–	–	–	–
8599	40	25	17	34	25	17	20	16	5	14	9	12	–	–	–	6	–	–
8610	849	785	723	785	785	723	666	635	621	118	146	102	1	4	–	64	–	–
8630	28	37	16	26	37	16	18	21	10	8	16	6	–	–	–	2	–	–
8640	35	63	104	31	63	104	25	43	77	6	19	27	–	1	–	4	–	–
8650	4	25	24	4	25	24	2	19	22	1	6	2	1	–	–	–	–	–
8660	1	10	73	1	10	73	–	8	68	1	2	5	–	–	–	–	–	–
8690	17	21	19	13	21	19	11	17	15	2	4	4	–	–	–	4	–	–
8711	11	2	5	5	2	5	3	1	4	2	1	1	–	–	–	6	–	–
8712	2	1	1	2	1	1	2	1	–	–	–	1	–	–	–	–	–	–
8720	2	–	1	2	–	1	2	–	1	–	–	–	–	–	–	–	–	–
8730	5	–	–	2	–	–	1	–	–	1	–	–	–	–	–	3	–	–
8800	34	20	22	31	20	22	20	15	14	11	5	8	–	–	–	3	–	–
9002	–	1	–	–	1	–	–	1	–	–	–	–	–	–	–	–	–	–
9003	–	1	–	–	1	–	–	1	–	–	–	–	–	–	–	–	–	–
9311	–	–	1	–	–	1	–	–	1	–	–	–	–	–	–	–	–	–
9312	6	7	2	5	7	2	2	7	2	2	–	–	1	–	–	1	–	–
9313	2	2	4	–	2	4	–	1	3	–	1	1	–	–	–	2	–	–
9319	4	2	2	2	2	2	1	2	2	1	–	–	–	–	–	2	–	–
9321	–	1	1	–	1	1	–	1	1	–	–	–	–	–	–	–	–	–
9329	7	2	1	4	2	1	1	2	–	2	–	1	1	–	–	3	–	–
9411	10	14	–	8	14	–	4	3	–	4	11	–	–	–	–	2	–	–
9412	3	4	5	2	4	5	–	–	1	2	4	4	–	–	–	1	–	–
9420	10	7	7	9	7	7	5	3	2	4	4	4	–	–	1	1	–	–
9430	45	25	31	32	25	31	16	20	22	13	5	9	3	–	–	13	–	–
9491	9	6	3	6	6	3	5	5	3	1	–	–	–	1	–	3	–	–
9492	1	–	–	1	–	–	1	–	–	–	–	–	–	–	–	–	–	–
9493	1	1	–	1	1	–	–	1	–	1	–	–	–	–	–	–	–	–
9499	2	4	8	2	4	8	2	2	6	–	2	2	–	–	–	–	–	–
9511	4	8	3	4	8	3	2	1	–	2	7	3	–	–	–	–	–	–
9512	1	1	–	1	1	–	1	1	–	–	–	–	–	–	–	–	–	–
9521	7	5	–	3	5	–	1	4	–	2	1	–	–	–	–	4	–	–
9529	1	2	5	1	2	5	1	1	2	–	1	3	–	–	–	–	–	–
9601	8	3	4	4	3	4	1	1	3	3	2	1	–	–	–	4	–	–
9602	8	2	5	5	2	5	2	–	2	2	2	3	1	–	–	3	–	–
9603	21	13	16	14	13	16	6	8	7	8	5	9	–	–	–	7	–	–
9609	3	–	1	3	–	1	1	–	1	2	–	–	–	–	–	–	–	–
9700	4	2	2	4	2	2	3	1	–	1	1	2	–	–	–	–	–	–
9900	–	1	–	–	–	–	–	–	–	–	–	–	–	–	–	–	1	–
Ignorado	514	2.028	1.650	134	117	138	103	107	128	28	10	8	3	–	2	380	1.911	1.512

Fonte: DATAPREV, CAT, SUB.

Nota: Os dados são preliminares, estando sujeitos a correções.

Capítulo 25 - Mato Grosso do Sul

25.2 - Quantidade de acidentes do trabalho, por situação do registro e motivo, segundo os grupos de idade e sexo, no estado do Mato Grosso do Sul - 2013/2015

GRUPOS DE IDADE E SEXO	QUANTIDADE DE ACIDENTES DO TRABALHO																	
	Total			Com CAT Registrada												Sem CAT Registrada		
				Total			Motivo											
							Típico			Trajeto			Doença do Trabalho					
	2013	2014	2015	2013	2014	2015	2013	2014	2015	2013	2014	2015	2013	2014	2015	2013	2014	2015
TOTAL	**11.495**	**10.973**	**9.766**	**8.824**	**8.524**	**7.858**	**6.931**	**6.489**	**6.126**	**1.717**	**1.829**	**1.559**	**176**	**206**	**173**	**2.671**	**2.449**	**1.908**
Masculino	**7.942**	**7.629**	**6.748**	**6.265**	**6.053**	**5.501**	**5.127**	**4.838**	**4.489**	**1.069**	**1.124**	**922**	**69**	**91**	**90**	**1.677**	**1.576**	**1.247**
Feminino	**3.553**	**3.344**	**3.018**	**2.559**	**2.471**	**2.357**	**1.804**	**1.651**	**1.637**	**648**	**705**	**637**	**107**	**115**	**83**	**994**	**873**	**661**
Ignorado	**–**	**–**	**–**	**–**	**–**	**–**	**–**	**–**	**–**	**–**	**–**	**–**	**–**	**–**	**–**	**–**	**–**	**–**
Até 19 anos	418	383	348	362	335	296	274	250	233	86	83	62	2	2	1	56	48	52
Masculino	312	300	256	276	263	219	220	206	175	54	56	43	2	1	1	36	37	37
Feminino	106	83	92	86	72	77	54	44	58	32	27	19	–	1	–	20	11	15
Ignorado	–	–	–	–	–	–	–	–	–	–	–	–	–	–	–	–	–	–
20 a 24 anos	1.876	1.737	1.500	1.608	1.472	1.292	1.259	1.104	982	338	356	301	11	12	9	268	265	208
Masculino	1.401	1.251	1.081	1.221	1.074	943	992	851	769	225	217	171	4	6	3	180	177	138
Feminino	475	486	419	387	398	349	267	253	213	113	139	130	7	6	6	88	88	70
Ignorado	–	–	–	–	–	–	–	–	–	–	–	–	–	–	–	–	–	–
25 a 29 anos	1.983	1.882	1.632	1.634	1.568	1.412	1.284	1.187	1.078	329	366	307	21	15	27	349	314	220
Masculino	1.348	1.312	1.130	1.144	1.117	992	948	890	812	186	218	168	10	9	12	204	195	138
Feminino	635	570	502	490	451	420	336	297	266	143	148	139	11	6	15	145	119	82
Ignorado	–	–	–	–	–	–	–	–	–	–	–	–	–	–	–	–	–	–
30 a 34 anos	1.968	1.827	1.676	1.544	1.457	1.391	1.208	1.101	1.085	303	316	277	33	40	29	424	370	285
Masculino	1.305	1.239	1.143	1.057	1.009	955	876	812	791	173	186	148	8	11	16	248	230	188
Feminino	663	588	533	487	448	436	332	289	294	130	130	129	25	29	13	176	140	97
Ignorado	–	–	–	–	–	–	–	–	–	–	–	–	–	–	–	–	–	–
35 a 39 anos	1.597	1.518	1.365	1.248	1.180	1.104	986	909	870	221	225	206	41	46	28	349	338	261
Masculino	1.060	1.026	918	861	817	752	698	653	615	148	141	123	15	23	14	199	209	166
Feminino	537	492	447	387	363	352	288	256	255	73	84	83	26	23	14	150	129	95
Ignorado	–	–	–	–	–	–	–	–	–	–	–	–	–	–	–	–	–	–
40 a 44 anos	1.211	1.200	1.047	871	898	812	682	674	636	164	195	153	25	29	23	340	302	235
Masculino	784	771	662	576	585	523	467	462	419	102	113	97	7	10	7	208	186	139
Feminino	427	429	385	295	313	289	215	212	217	62	82	56	18	19	16	132	116	96
Ignorado	–	–	–	–	–	–	–	–	–	–	–	–	–	–	–	–	–	–
45 a 49 anos	955	970	820	648	691	602	502	526	496	124	132	80	22	33	26	307	279	218
Masculino	610	655	547	433	484	404	345	385	339	80	84	49	8	15	16	177	171	143
Feminino	345	315	273	215	207	198	157	141	157	44	48	31	14	18	10	130	108	75
Ignorado	–	–	–	–	–	–	–	–	–	–	–	–	–	–	–	–	–	–
50 a 54 anos	751	746	691	470	491	484	375	396	378	86	76	87	9	19	19	281	255	207
Masculino	535	518	482	344	349	349	282	297	279	56	45	57	6	7	13	191	169	133
Feminino	216	228	209	126	142	135	93	99	99	30	31	30	3	12	6	90	86	74
Ignorado	–	–	–	–	–	–	–	–	–	–	–	–	–	–	–	–	–	–
55 a 59 anos	471	473	458	262	293	295	215	228	232	41	55	56	6	10	7	209	180	163
Masculino	359	357	334	199	237	218	171	185	171	24	43	42	4	9	5	160	120	116
Feminino	112	116	124	63	56	77	44	43	61	17	12	14	2	1	2	49	60	47
Ignorado	–	–	–	–	–	–	–	–	–	–	–	–	–	–	–	–	–	–
60 a 64 anos	219	193	179	139	106	129	117	86	105	18	20	21	4	–	3	80	87	50
Masculino	190	163	153	123	91	110	103	75	92	16	16	16	4	–	2	67	72	43
Feminino	29	30	26	16	15	19	14	11	13	2	4	5	–	–	1	13	15	7
Ignorado	–	–	–	–	–	–	–	–	–	–	–	–	–	–	–	–	–	–
65 a 69 anos	38	39	40	31	28	32	23	23	25	6	5	6	2	–	1	7	11	8
Masculino	32	33	35	26	23	29	20	18	22	5	5	6	1	–	1	6	10	6
Feminino	6	6	5	5	5	3	3	5	3	1	–	–	1	–	–	1	1	2
Ignorado	–	–	–	–	–	–	–	–	–	–	–	–	–	–	–	–	–	–
70 anos e mais	7	4	9	6	4	8	5	4	5	1	–	3	–	–	–	1	–	1
Masculino	6	4	7	5	4	7	5	4	5	–	–	2	–	–	–	1	–	–
Feminino	1	–	2	1	–	1	–	–	–	1	–	1	–	–	–	–	–	1
Ignorado	–	–	–	–	–	–	–	–	–	–	–	–	–	–	–	–	–	–
Ignorada	1	1	1	1	1	1	1	1	1	–	–	–	–	–	–	–	–	–
Masculino	–	–	–	–	–	–	–	–	–	–	–	–	–	–	–	–	–	–
Feminino	1	1	1	1	1	1	1	1	1	–	–	–	–	–	–	–	–	–
Ignorado	–	–	–	–	–	–	–	–	–	–	–	–	–	–	–	–	–	–

Fonte: DATAPREV, CAT, SUB.
Nota: Os dados são preliminares, estando sujeitos a correções.

Capítulo 25 - Mato Grosso Do Sul

25.3 - Quantidade mensal de acidentes do trabalho, por situação do registro e motivo, no estado do Mato Grosso do Sul - 2013/2015

MESES	QUANTIDADE DE ACIDENTES DO TRABALHO																	
	Total			Com CAT Registrada												Sem CAT Registrada		
				Total			Motivo											
							Típico			Trajeto			Doença do Trabalho					
	2013	2014	2015	2013	2014	2015	2013	2014	2015	2013	2014	2015	2013	2014	2015	2013	2014	2015
TOTAL	**11.495**	**10.973**	**9.766**	**8.824**	**8.524**	**7.858**	**6.931**	**6.489**	**6.126**	**1.717**	**1.829**	**1.559**	**176**	**206**	**173**	**2.671**	**2.449**	**1.908**
Janeiro	943	885	809	702	677	642	569	535	511	125	131	110	8	11	21	241	208	167
Fevereiro	895	900	753	687	673	578	547	514	466	128	145	100	12	14	12	208	227	175
Março	908	941	871	701	726	693	563	532	524	119	183	154	19	11	15	207	215	178
Abril	1.011	896	767	760	679	636	612	511	526	138	153	99	10	15	11	251	217	131
Maio	1.000	1.019	806	795	773	652	617	592	518	166	167	124	12	14	10	205	246	154
Junho	982	839	819	768	653	683	597	511	497	156	129	173	15	13	13	214	186	136
Julho	1.064	976	871	804	755	691	632	565	516	162	168	155	10	22	20	260	221	180
Agosto	1.005	1.032	890	779	799	695	603	611	548	161	167	133	15	21	14	226	233	195
Setembro	1.047	979	761	798	786	621	621	598	475	150	165	133	27	23	13	249	193	140
Outubro	1.008	1.022	847	770	827	679	609	622	527	146	182	133	15	23	19	238	195	168
Novembro	851	827	820	654	655	657	500	505	524	142	132	123	12	18	10	197	172	163
Dezembro	781	657	752	606	521	631	461	393	494	124	107	122	21	21	15	175	136	121

Fonte: DATAPREV, CAT, SUB.
Nota: Os dados são preliminares, estando sujeitos a correções.

DISTRIBUIÇÃO DE ACIDENTES DO TRABALHO, POR MOTIVO, NO ESTADO DO MATO GROSSO DO SUL - 2015

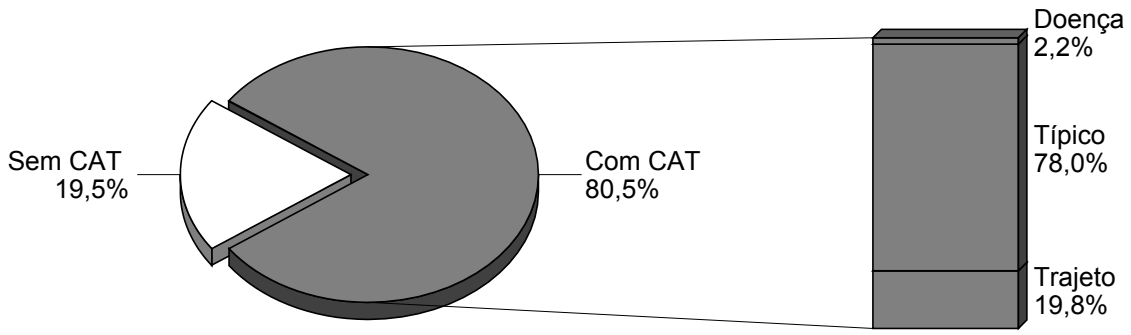

Fonte: DATAPREV, CAT, SUB.

Capítulo 26 - Mato Grosso

26.1 - Quantidade de acidentes do trabalho, por situação do registro e motivo, segundo a Classificação Nacional de Atividades Econômicas (CNAE), no estado do Mato Grosso - 2013/2015

(continua)

CNAE	QUANTIDADE DE ACIDENTES DO TRABALHO																	
	Total			Com CAT Registrada												Sem CAT Registrada		
				Total			Motivo											
							Típico			Trajeto			Doença do Trabalho					
	2013	2014	2015	2013	2014	2015	2013	2014	2015	2013	2014	2015	2013	2014	2015	2013	2014	2015
TOTAL	**14.015**	**13.895**	**12.160**	**10.747**	**11.067**	**10.010**	**8.429**	**8.814**	**8.005**	**2.169**	**2.111**	**1.887**	**149**	**142**	**118**	**3.268**	**2.828**	**2.150**
0111	77	102	64	68	85	48	63	81	45	4	4	3	1	–	–	9	17	16
0112	80	231	167	76	82	63	70	76	58	6	6	5	–	–	–	4	149	104
0113	45	26	39	34	26	39	33	22	33	1	4	6	–	–	–	11	–	–
0114	1	–	–	1	–	–	1	–	–	–	–	–	–	–	–	–	–	–
0115	700	694	643	640	694	643	567	613	600	70	75	43	3	6	–	60	–	–
0116	13	16	5	10	16	5	9	16	5	1	–	–	–	–	–	3	–	–
0119	10	12	5	9	12	5	8	11	5	1	1	–	–	–	–	1	–	–
0121	–	31	44	–	–	2	–	–	1	–	–	1	–	–	–	–	31	42
0122	4	–	–	4	–	–	1	–	–	3	–	–	–	–	–	–	–	–
0132	–	1	–	–	1	–	–	1	–	–	–	–	–	–	–	–	–	–
0133	1	2	1	1	2	1	–	2	1	–	–	–	1	–	–	–	–	–
0134	1	6	1	1	–	1	1	–	–	–	–	1	–	–	–	–	6	–
0139	9	11	12	8	8	8	8	7	4	–	1	4	–	–	–	1	3	4
0141	188	174	217	188	174	217	170	151	191	17	23	25	1	–	1	–	–	–
0142	1	–	–	1	–	–	–	–	–	1	–	–	–	–	–	–	–	–
0151	464	355	334	356	355	334	323	320	301	29	34	33	4	1	–	108	–	–
0152	1	–	–	1	–	–	1	–	–	–	–	–	–	–	–	–	–	–
0153	–	1	–	–	1	–	–	1	–	–	–	–	–	–	–	–	–	–
0154	12	22	20	11	22	20	10	20	19	–	2	–	1	–	1	1	–	–
0155	22	41	20	21	41	20	18	29	18	3	12	2	–	–	–	1	–	–
0159	3	2	3	3	2	3	3	1	3	–	1	–	–	–	–	–	–	–
0161	118	79	197	106	79	197	99	70	181	7	7	14	–	2	2	12	–	–
0162	20	17	18	17	17	18	14	14	16	2	3	2	1	–	–	3	–	–
0163	8	11	10	6	11	10	3	5	7	3	6	3	–	–	–	2	–	–
0210	29	34	26	22	34	26	20	31	25	2	3	1	–	–	–	7	–	–
0220	31	36	18	21	36	18	17	31	16	3	4	2	1	1	–	10	–	–
0230	16	28	18	12	28	18	10	24	16	2	4	2	–	–	–	4	–	–
0322	5	4	5	3	4	5	2	3	2	1	1	3	–	–	–	2	–	–
0600	–	2	–	–	2	–	–	2	–	–	–	–	–	–	–	–	–	–
0710	1	–	–	–	–	–	–	–	–	–	–	–	–	–	–	1	–	–
0723	–	1	1	–	1	1	–	1	–	–	–	1	–	–	–	–	–	–
0724	54	34	20	43	34	20	37	28	15	6	6	5	–	–	–	11	–	–
0729	–	–	1	–	–	1	–	–	–	–	–	1	–	–	–	–	–	–
0810	39	32	33	32	32	33	26	27	30	6	5	3	–	–	–	7	–	–
0891	23	20	16	21	20	16	20	17	14	1	1	2	–	2	–	2	–	–
0893	1	–	–	–	–	–	–	–	–	–	–	–	–	–	–	1	–	–
0899	16	22	16	15	22	16	15	20	14	–	2	2	–	–	–	1	–	–
0910	–	3	1	–	3	1	–	2	1	–	1	–	–	–	–	–	–	–
1011	1.461	1.129	951	1.203	1.129	951	1.090	1.006	826	90	96	97	23	27	28	258	–	–
1012	544	596	474	480	580	461	428	543	434	43	28	25	9	9	2	64	16	13
1013	50	31	21	35	31	21	31	29	20	4	2	1	–	–	–	15	–	–
1020	7	–	1	2	–	1	1	–	1	1	–	–	–	–	–	5	–	–
1031	1	1	1	–	1	1	–	1	–	–	–	1	–	–	–	1	–	–
1032	1	–	–	–	–	–	–	–	–	–	–	–	–	–	–	1	–	–
1033	1	–	–	1	–	–	1	–	–	–	–	–	–	–	–	–	–	–
1041	49	67	41	48	67	41	42	61	33	6	5	7	–	1	1	1	–	–
1042	14	19	17	14	19	17	8	11	8	5	8	9	1	–	–	–	–	–
1051	1	2	–	1	2	–	1	2	–	–	–	–	–	–	–	–	–	–
1052	45	37	56	38	37	56	33	24	46	4	13	9	1	–	1	7	–	–
1053	2	3	1	1	3	1	–	1	–	1	2	1	–	–	–	1	–	–
1061	24	14	11	20	14	11	17	14	5	3	–	6	–	–	–	4	–	–
1062	2	6	2	1	6	2	1	2	2	–	4	–	–	–	–	1	–	–
1065	–	–	3	–	–	3	–	–	3	–	–	–	–	–	–	–	–	–
1066	50	39	41	39	39	41	30	34	36	9	3	5	–	2	–	11	–	–
1069	14	9	26	10	9	26	8	7	23	2	2	3	–	–	–	4	–	–
1071	77	12	62	76	12	62	73	12	62	3	–	–	–	–	–	1	–	–
1081	6	5	5	6	5	5	2	2	2	4	3	3	–	–	–	–	–	–
1091	41	42	30	30	42	30	23	27	22	7	13	7	–	2	1	11	–	–
1093	–	–	1	–	–	1	–	–	1	–	–	–	–	–	–	–	–	–
1094	1	–	1	–	–	1	–	–	1	–	–	–	–	–	–	1	–	–
1095	5	5	1	3	5	1	3	5	–	–	–	1	–	–	–	2	–	–
1096	–	2	–	–	2	–	–	2	–	–	–	–	–	–	–	–	–	–
1099	13	12	5	6	12	5	3	8	4	3	4	1	–	–	–	7	–	–
1111	–	4	4	–	1	3	–	–	2	–	1	1	–	–	–	–	3	1
1112	–	1	–	–	1	–	–	1	–	–	–	–	–	–	–	–	–	–
1113	63	37	32	57	36	31	48	28	17	9	8	14	–	–	–	6	1	1
1121	11	15	26	10	12	24	7	11	21	3	1	3	–	–	–	1	3	2
1122	100	58	43	93	58	43	62	42	28	28	16	15	3	–	–	7	–	–
1311	30	34	32	26	34	32	20	31	31	6	3	1	–	–	–	4	–	–
1321	38	9	–	34	9	–	23	5	–	11	4	–	–	–	–	4	–	–
1351	–	1	–	–	1	–	–	1	–	–	–	–	–	–	–	–	–	–
1352	3	3	1	2	3	1	2	2	–	–	1	1	–	–	–	1	–	–
1354	1	–	–	–	–	–	–	–	–	–	–	–	–	–	–	1	–	–
1359	8	5	1	6	5	1	5	5	1	–	–	–	1	–	–	2	–	–

Capítulo 26 - Mato Grosso

26.1 - Quantidade de acidentes do trabalho, por situação do registro e motivo, segundo a Classificação Nacional de Atividades Econômicas (CNAE), no estado do Mato Grosso - 2013/2015

(continuação)

CNAE	QUANTIDADE DE ACIDENTES DO TRABALHO																	
	Total			Com CAT Registrada												Sem CAT Registrada		
				Total			Motivo											
							Típico			Trajeto			Doença do Trabalho					
	2013	2014	2015	2013	2014	2015	2013	2014	2015	2013	2014	2015	2013	2014	2015	2013	2014	2015
1411	1	–	2	1	–	2	–	–	–	1	–	2	–	–	–	–	–	–
1412	7	4	4	3	4	4	1	–	1	2	4	3	–	–	–	4	–	–
1413	14	7	–	11	7	–	2	4	–	8	3	–	1	–	–	3	–	–
1414	4	1	5	4	1	5	4	1	3	–	–	2	–	–	–	–	–	–
1422	–	–	2	–	–	2	–	–	1	–	–	1	–	–	–	–	–	–
1510	80	69	58	60	69	58	52	62	45	8	6	12	–	1	1	20	–	–
1531	–	1	–	–	–	–	–	–	–	–	–	–	–	–	–	–	1	–
1539	–	1	–	–	1	–	–	1	–	–	–	–	–	–	–	–	–	–
1610	367	270	213	281	261	209	248	231	186	26	27	21	7	3	2	86	9	4
1621	33	26	17	14	26	17	13	23	15	1	3	2	–	–	–	19	–	–
1622	21	9	16	17	9	16	15	8	16	2	1	–	–	–	–	4	–	–
1623	1	–	–	–	–	–	–	–	–	–	–	–	–	–	–	1	–	–
1629	18	10	5	13	10	5	13	9	4	–	1	1	–	–	–	5	–	–
1721	–	1	1	–	–	–	–	–	–	–	–	–	–	–	–	–	1	1
1731	2	–	1	2	–	1	–	–	1	2	–	–	–	–	–	–	–	–
1733	1	–	1	–	–	1	–	–	–	–	–	1	–	–	–	1	–	–
1741	1	1	1	1	–	1	1	–	–	–	–	1	–	–	–	–	1	–
1742	3	–	2	1	–	2	1	–	2	–	–	–	–	–	–	2	–	–
1749	–	1	–	–	1	–	–	–	–	–	1	–	–	–	–	–	–	–
1811	3	1	3	2	1	3	1	–	2	1	1	1	–	–	–	1	–	–
1812	–	4	3	–	–	–	–	–	–	–	–	–	–	–	–	–	4	3
1813	7	13	6	5	13	6	1	10	2	4	3	3	–	–	1	2	–	–
1821	1	1	–	–	1	–	–	1	–	–	–	–	–	–	–	1	–	–
1910	–	1	–	–	–	–	–	–	–	–	–	–	–	–	–	–	1	–
1921	1	1	–	1	1	–	–	–	–	1	1	–	–	–	–	–	–	–
1931	175	144	91	161	144	89	159	143	88	2	1	1	–	–	–	14	–	2
1932	35	12	8	31	10	8	28	8	7	2	2	1	1	–	–	4	2	–
2013	23	49	59	21	49	59	17	30	47	4	19	12	–	–	–	2	–	–
2021	–	2	1	–	–	–	–	–	–	–	–	–	–	–	–	–	2	1
2022	–	2	–	–	–	–	–	–	–	–	–	–	–	–	–	–	2	–
2029	4	3	–	4	2	–	4	1	–	–	1	–	–	–	–	–	1	–
2031	–	–	1	–	–	–	–	–	–	–	–	–	–	–	–	–	–	1
2040	–	1	1	–	–	–	–	–	–	–	–	–	–	–	–	–	1	1
2061	–	5	–	–	5	–	–	5	–	–	–	–	–	–	–	–	–	–
2062	5	3	–	4	3	–	3	2	–	1	1	–	–	–	–	1	–	–
2071	1	5	6	1	5	6	1	4	3	–	1	3	–	–	–	–	–	–
2073	1	–	–	1	–	–	–	–	–	1	–	–	–	–	–	–	–	–
2091	–	–	1	–	–	–	–	–	–	–	–	–	–	–	–	–	–	1
2099	1	3	–	1	3	–	1	2	–	–	1	–	–	–	–	–	–	–
2110	1	–	–	–	–	–	–	–	–	–	–	–	–	–	–	1	–	–
2121	–	–	1	–	–	–	–	–	–	–	–	–	–	–	–	–	–	1
2122	1	1	1	1	1	1	1	1	1	–	–	–	–	–	–	–	–	–
2212	16	15	17	14	15	17	13	11	15	1	4	2	–	–	–	2	–	–
2219	6	27	35	3	6	6	2	6	5	1	–	1	–	–	–	3	21	29
2221	9	9	12	9	9	11	8	6	8	1	3	3	–	–	–	–	–	1
2222	28	8	8	18	8	8	11	4	4	6	4	4	1	–	–	10	–	–
2223	3	–	1	3	–	1	2	–	1	1	–	–	–	–	–	–	–	–
2229	13	9	2	9	9	2	7	8	2	2	1	–	–	–	–	4	–	–
2311	14	14	25	8	14	25	6	14	23	1	–	2	1	–	–	6	–	–
2320	9	11	3	9	10	3	9	10	2	–	–	1	–	–	–	–	1	–
2330	92	75	47	69	75	47	55	62	38	14	13	8	–	–	1	23	–	–
2341	3	2	3	2	2	3	–	2	1	2	–	2	–	–	–	1	–	–
2342	90	44	36	69	44	36	51	42	26	18	2	10	–	–	–	21	–	–
2349	3	1	1	1	1	1	–	1	–	1	–	1	–	–	–	2	–	–
2391	8	3	4	4	3	4	1	3	3	3	–	1	–	–	–	4	–	–
2392	1	–	1	1	–	1	–	–	–	1	–	1	–	–	–	–	–	–
2399	2	1	1	2	1	1	2	1	1	–	–	–	–	–	–	–	–	–
2422	50	27	25	49	27	25	46	23	18	3	4	7	–	–	–	1	–	–
2424	6	6	8	4	6	8	4	5	7	–	1	1	–	–	–	2	–	–
2441	4	4	8	4	4	8	4	3	6	–	1	2	–	–	–	–	–	–
2451	–	4	1	–	4	1	–	4	1	–	–	–	–	–	–	–	–	–
2452	–	1	3	–	–	–	–	–	–	–	–	–	–	–	–	–	1	3
2511	97	64	39	85	63	38	74	56	32	11	6	6	–	1	–	12	1	1
2512	18	14	6	10	13	6	8	11	5	2	2	1	–	–	–	8	1	–
2521	1	–	1	–	–	1	–	–	–	–	–	1	–	–	–	1	–	–
2522	–	1	–	–	–	–	–	–	–	–	–	–	–	–	–	–	1	–
2532	3	3	3	3	3	3	3	3	1	–	–	2	–	–	–	–	–	–
2539	17	12	13	16	12	13	13	9	9	3	2	4	–	1	–	1	–	–
2542	3	3	2	1	3	2	1	2	1	–	–	1	–	1	–	2	–	–
2543	1	2	1	1	2	1	1	–	1	–	2	–	–	–	–	–	–	–
2591	6	1	2	6	1	2	3	1	2	3	–	–	–	–	–	–	–	–
2592	2	1	–	1	1	–	1	1	–	–	–	–	–	–	–	1	–	–
2593	1	1	3	1	1	3	1	1	3	–	–	–	–	–	–	–	–	–
2599	13	5	11	12	5	11	10	5	8	2	–	3	–	–	–	1	–	–
2651	–	–	1	–	–	1	–	–	1	–	–	–	–	–	–	–	–	–
2710	21	5	6	10	5	6	7	4	4	3	1	2	–	–	–	11	–	–
2721	–	–	1	–	–	–	–	–	–	–	–	–	–	–	–	–	–	1
2722	–	2	1	–	–	1	–	–	1	–	–	–	–	–	–	–	2	–

Capítulo 26 - Mato Grosso

26.1 - Quantidade de acidentes do trabalho, por situação do registro e motivo, segundo a Classificação Nacional de Atividades Econômicas (CNAE), no estado do Mato Grosso - 2013/2015

(continuação)

CNAE	QUANTIDADE DE ACIDENTES DO TRABALHO																	
	Total			Com CAT Registrada												Sem CAT Registrada		
				Total			Motivo											
							Típico			Trajeto			Doença do Trabalho					
	2013	2014	2015	2013	2014	2015	2013	2014	2015	2013	2014	2015	2013	2014	2015	2013	2014	2015
2731	7	2	2	7	1	2	7	1	1	–	–	1	–	–	–	–	1	–
2751	1	–	–	–	–	–	–	–	–	–	–	–	–	–	–	1	–	–
2790	2	2	2	2	2	2	2	1	2	–	1	–	–	–	–	–	–	–
2811	–	2	3	–	2	1	–	2	1	–	–	–	–	–	–	–	–	2
2821	1	2	–	1	2	–	1	2	–	–	–	–	–	–	–	–	–	–
2822	–	1	–	–	1	–	–	–	–	–	1	–	–	–	–	–	–	–
2823	3	4	–	2	4	–	1	2	–	1	2	–	–	–	–	1	–	–
2824	1	2	–	1	2	–	–	1	–	1	1	–	–	–	–	–	–	–
2825	–	2	–	–	2	–	–	2	–	–	–	–	–	–	–	–	–	–
2829	7	9	5	6	9	5	5	8	5	1	1	–	–	–	–	1	–	–
2831	–	–	1	–	–	–	–	–	–	–	–	–	–	–	–	–	–	1
2833	31	33	41	26	31	41	18	24	39	8	7	2	–	–	–	5	2	–
2840	1	1	–	1	1	–	1	–	–	–	1	–	–	–	–	–	–	–
2852	3	1	–	2	1	–	1	1	–	1	–	–	–	–	–	1	–	–
2854	1	–	–	1	–	–	1	–	–	–	–	–	–	–	–	–	–	–
2862	–	1	–	–	1	–	–	1	–	–	–	–	–	–	–	–	–	–
2869	2	5	3	1	5	3	1	3	1	–	2	2	–	–	–	1	–	–
2920	–	1	1	–	–	–	–	–	–	–	–	–	–	–	–	–	1	1
2930	12	9	2	9	9	2	6	8	2	3	1	–	–	–	–	3	–	–
2941	1	1	–	1	1	–	1	1	–	–	–	–	–	–	–	–	–	–
2944	1	–	–	1	–	–	1	–	–	–	–	–	–	–	–	–	–	–
2949	3	7	4	1	7	4	1	1	2	–	6	2	–	–	–	2	–	–
2950	6	2	2	5	2	2	4	1	2	1	1	–	–	–	–	1	–	–
3011	1	–	–	1	–	–	–	–	–	1	–	–	–	–	–	–	–	–
3012	1	–	3	1	–	3	–	–	1	1	–	2	–	–	–	–	–	–
3099	1	–	–	1	–	–	1	–	–	–	–	–	–	–	–	–	–	–
3101	42	35	48	31	35	48	25	28	37	6	6	9	–	1	2	11	–	–
3102	5	6	5	3	6	5	2	3	5	1	2	–	–	1	–	2	–	–
3103	2	1	1	1	1	1	–	1	1	1	–	–	–	–	–	1	–	–
3104	7	10	10	6	10	10	3	6	5	3	4	5	–	–	–	1	–	–
3211	1	–	–	–	–	–	–	–	–	–	–	–	–	–	–	1	–	–
3230	–	3	9	–	–	–	–	–	–	–	–	–	–	–	–	–	3	9
3240	–	1	–	–	1	–	–	–	–	–	1	–	–	–	–	–	–	–
3250	2	–	1	1	–	1	–	–	–	1	–	1	–	–	–	1	–	–
3291	1	9	5	1	–	–	1	–	–	–	–	–	–	–	–	–	9	5
3299	1	8	3	–	8	3	–	8	–	–	–	3	–	–	–	1	–	–
3311	–	–	1	–	–	1	–	–	1	–	–	–	–	–	–	–	–	–
3312	5	9	1	5	9	1	3	7	1	2	2	–	–	–	–	–	–	–
3313	2	–	3	1	–	3	1	–	1	–	–	2	–	–	–	1	–	–
3314	23	20	12	16	20	12	13	17	11	2	3	–	1	–	1	7	–	–
3319	1	1	–	1	1	–	1	–	–	–	1	–	–	–	–	–	–	–
3321	13	6	5	13	6	5	11	4	2	2	2	3	–	–	–	–	–	–
3329	1	1	–	1	1	–	1	1	–	–	–	–	–	–	–	–	–	–
3511	34	38	44	31	38	44	23	32	36	8	6	5	–	–	3	3	–	–
3512	3	4	4	3	4	3	3	4	2	–	–	1	–	–	–	–	–	1
3513	–	1	1	–	1	1	–	–	–	–	1	1	–	–	–	–	–	–
3514	74	33	36	65	33	36	48	27	31	17	6	5	–	–	–	9	–	–
3520	1	1	–	1	1	–	–	1	–	1	–	–	–	–	–	–	–	–
3600	28	44	50	23	44	50	18	41	43	5	3	7	–	–	–	5	–	–
3702	15	11	6	13	11	6	8	6	3	5	5	3	–	–	–	2	–	–
3811	69	50	66	64	50	66	60	44	44	4	6	9	–	–	13	5	–	–
3812	–	1	1	–	1	1	–	–	1	–	1	–	–	–	–	–	–	–
3822	1	–	–	–	–	–	–	–	–	–	–	–	–	–	–	1	–	–
3831	3	–	–	1	–	–	1	–	–	–	–	–	–	–	–	2	–	–
3832	2	14	4	1	14	4	1	10	3	–	4	1	–	–	–	1	–	–
3839	4	3	–	2	3	–	2	2	–	–	–	–	–	1	–	2	–	–
4110	40	26	26	30	26	26	24	22	23	6	4	3	–	–	–	10	–	–
4120	507	354	266	354	353	266	248	264	204	96	80	58	10	9	4	153	1	–
4211	185	200	76	161	200	76	146	184	70	15	16	5	–	–	1	24	–	–
4212	138	166	92	125	166	92	110	156	87	14	7	5	1	3	–	13	–	–
4213	6	3	3	4	3	3	3	3	3	1	–	–	–	–	–	2	–	–
4221	209	268	284	189	255	271	168	228	260	21	24	11	–	3	–	20	13	13
4222	2	–	1	2	–	1	2	–	–	–	–	1	–	–	–	–	–	–
4223	–	1	–	–	–	–	–	–	–	–	–	–	–	–	–	–	1	–
4292	29	24	16	24	24	16	22	22	15	1	2	1	1	–	–	5	–	–
4299	66	26	16	41	26	16	36	22	12	3	3	4	2	1	–	25	–	–
4311	1	1	3	–	1	3	–	1	3	–	–	–	–	–	–	1	–	–
4312	5	1	–	4	1	–	–	1	–	–	–	–	4	–	–	1	–	–
4313	52	59	36	36	59	36	30	53	29	5	6	7	1	–	–	16	–	–
4319	29	3	6	24	3	6	5	3	6	19	–	–	–	–	–	5	–	–
4321	23	13	21	17	13	21	13	11	17	4	2	4	–	–	–	6	–	–
4322	6	4	3	4	4	3	2	4	2	2	–	–	–	–	1	2	–	–
4329	15	10	14	7	10	14	4	10	13	3	–	1	–	–	–	8	–	–
4330	21	17	10	13	17	10	12	14	6	1	3	4	–	–	–	8	–	–
4391	9	5	1	7	5	1	6	5	1	1	–	–	–	–	–	2	–	–
4399	48	36	38	35	36	38	30	23	34	5	13	4	–	–	–	13	–	–

Capítulo 26 - Mato Grosso

26.1 - Quantidade de acidentes do trabalho, por situação do registro e motivo, segundo a Classificação Nacional de Atividades Econômicas (CNAE), no estado do Mato Grosso - 2013/2015

(continuação)

CNAE	QUANTIDADE DE ACIDENTES DO TRABALHO																	
	Total			Com CAT Registrada												Sem CAT Registrada		
				Total			Motivo											
							Típico			Trajeto			Doença do Trabalho					
	2013	2014	2015	2013	2014	2015	2013	2014	2015	2013	2014	2015	2013	2014	2015	2013	2014	2015
4511	69	48	38	51	48	38	26	22	18	25	26	20	–	–	–	18	–	–
4512	–	–	2	–	–	–	–	–	–	–	–	–	–	–	–	–	–	2
4520	81	62	50	54	62	50	41	37	32	11	25	16	2	–	2	27	–	–
4530	215	166	131	155	166	131	100	102	85	53	61	45	2	3	1	60	–	–
4541	48	26	34	39	22	33	17	6	11	22	16	22	–	–	–	9	4	1
4543	2	2	3	1	2	3	–	1	2	1	1	1	–	–	–	1	–	–
4611	1	1	–	1	1	–	–	–	–	1	1	–	–	–	–	–	–	–
4613	–	1	–	–	1	–	–	1	–	–	–	–	–	–	–	–	–	–
4614	1	–	–	1	–	–	–	–	–	1	–	–	–	–	–	–	–	–
4615	–	–	1	–	–	1	–	–	1	–	–	–	–	–	–	–	–	–
4617	–	1	–	–	1	–	–	–	–	–	1	–	–	–	–	–	–	–
4618	3	–	2	1	–	2	1	–	1	–	–	1	–	–	–	2	–	–
4619	1	–	1	1	–	1	–	–	–	1	–	1	–	–	–	–	–	–
4621	–	–	1	–	–	1	–	–	1	–	–	–	–	–	–	–	–	–
4622	30	39	40	24	39	40	17	26	32	7	13	8	–	–	–	6	–	–
4623	24	24	17	19	24	17	11	20	10	8	4	7	–	–	–	5	–	–
4631	1	–	–	–	–	–	–	–	–	–	–	–	–	–	–	1	–	–
4632	29	23	18	23	23	18	21	19	11	2	4	5	–	–	2	6	–	–
4633	7	7	9	6	7	9	3	3	4	3	3	5	–	1	–	1	–	–
4634	7	2	3	3	2	3	1	2	1	2	–	2	–	–	–	4	–	–
4635	65	53	55	52	53	55	33	32	37	19	20	18	–	1	–	13	–	–
4636	2	1	–	2	1	–	1	1	–	–	–	–	1	–	–	–	–	–
4637	5	3	2	3	3	2	1	1	1	2	2	1	–	–	–	2	–	–
4639	43	37	42	32	37	42	23	25	21	9	12	21	–	–	–	11	–	–
4641	1	–	3	1	–	3	1	–	2	–	–	1	–	–	–	–	–	–
4642	2	–	1	2	–	1	1	–	1	1	–	–	–	–	–	–	–	–
4643	–	–	1	–	–	1	–	–	1	–	–	–	–	–	–	–	–	–
4644	5	1	4	2	1	4	2	–	1	–	1	3	–	–	–	3	–	–
4646	3	3	3	3	3	3	1	2	–	2	1	3	–	–	–	–	–	–
4647	2	–	4	–	–	4	–	–	3	–	–	1	–	–	–	2	–	–
4649	2	3	5	2	3	5	–	1	2	2	2	3	–	–	–	–	–	–
4651	2	–	–	2	–	–	–	–	–	2	–	–	–	–	–	–	–	–
4661	64	67	58	53	67	58	40	52	39	13	15	18	–	–	1	11	–	–
4662	7	5	4	6	5	4	2	2	2	4	3	1	–	–	1	1	–	–
4663	3	–	1	3	–	1	3	–	1	–	–	–	–	–	–	–	–	–
4665	1	1	2	–	1	2	–	1	–	–	–	2	–	–	–	1	–	–
4669	1	3	4	1	3	4	1	2	1	–	1	3	–	–	–	–	–	–
4671	13	9	9	9	9	9	6	8	7	2	1	2	1	–	–	4	–	–
4672	1	2	2	1	2	2	1	2	–	–	–	2	–	–	–	–	–	–
4679	13	28	11	9	28	11	6	23	8	3	4	3	–	1	–	4	–	–
4681	10	16	12	9	16	12	3	10	10	6	6	2	–	–	–	1	–	–
4682	18	13	15	14	13	15	10	10	12	4	3	3	–	–	–	4	–	–
4683	15	16	20	13	16	20	6	10	4	7	6	16	–	–	–	2	–	–
4684	1	2	–	1	2	–	1	2	–	–	–	–	–	–	–	–	–	–
4686	1	2	–	1	2	–	–	–	–	1	1	–	–	1	–	–	–	–
4687	13	16	6	9	16	6	8	12	6	1	4	–	–	–	–	4	–	–
4689	3	–	1	2	–	1	1	–	1	1	–	–	–	–	–	1	–	–
4691	26	28	26	17	28	26	12	17	22	5	11	4	–	–	–	9	–	–
4692	1	3	3	–	3	3	–	1	3	–	1	–	–	1	–	1	–	–
4693	6	4	8	6	4	8	4	–	6	2	4	2	–	–	–	–	–	–
4711	461	400	274	321	400	274	208	290	197	112	109	76	1	1	1	140	–	–
4712	46	17	9	26	17	9	15	13	5	11	2	4	–	2	–	20	–	–
4713	5	1	5	3	1	5	1	1	3	2	–	2	–	–	–	2	–	–
4721	26	7	7	18	7	7	12	5	3	5	1	4	1	1	–	8	–	–
4722	20	8	11	13	8	11	7	7	8	6	1	2	–	–	1	7	–	–
4723	8	9	2	4	9	2	4	5	2	–	4	–	–	–	–	4	–	–
4724	3	2	1	2	2	1	2	–	1	–	2	–	–	–	–	1	–	–
4729	10	6	13	4	6	13	1	5	7	3	1	6	–	–	–	6	–	–
4731	101	52	48	66	52	48	31	20	23	34	28	24	1	4	1	35	–	–
4732	1	1	–	1	1	–	1	1	–	–	–	–	–	–	–	–	–	–
4741	3	8	6	2	8	6	1	4	2	1	4	4	–	–	–	1	–	–
4742	25	18	22	22	18	22	16	15	22	6	3	–	–	–	–	3	–	–
4743	15	14	10	11	14	10	8	10	4	3	4	6	–	–	–	4	–	–
4744	254	184	156	181	184	156	111	127	105	66	54	50	4	3	1	73	–	–
4751	20	24	12	14	24	12	5	11	6	9	12	6	–	1	–	6	–	–
4752	12	5	3	11	5	3	2	2	–	9	3	3	–	–	–	1	–	–
4753	62	57	49	45	57	49	19	22	21	25	35	28	1	–	–	17	–	–
4754	26	20	20	13	20	20	5	8	8	8	12	12	–	–	–	13	–	–
4755	5	3	4	4	3	4	2	1	1	2	2	3	–	–	–	1	–	–
4756	1	1	–	–	1	–	–	1	–	–	–	–	–	–	–	1	–	–
4757	11	5	3	9	5	3	6	4	3	3	1	–	–	–	–	2	–	–
4759	22	6	5	18	6	5	10	4	2	8	2	3	–	–	–	4	–	–
4761	7	4	1	5	4	1	–	1	–	5	3	1	–	–	–	2	–	–
4763	8	8	4	6	8	4	1	6	1	5	2	3	–	–	–	2	–	–
4771	75	41	38	59	41	38	26	27	18	32	14	20	1	–	–	16	–	–
4772	3	4	6	2	4	6	–	1	4	2	3	2	–	–	–	1	–	–
4773	1	1	1	1	1	1	–	–	–	1	1	1	–	–	–	–	–	–

Capítulo 26 - Mato Grosso

26.1 - Quantidade de acidentes do trabalho, por situação do registro e motivo, segundo a Classificação Nacional de Atividades Econômicas (CNAE), no estado do Mato Grosso - 2013/2015

(continuação)

CNAE	QUANTIDADE DE ACIDENTES DO TRABALHO																	
	Total			Com CAT Registrada												Sem CAT Registrada		
				Total			Motivo											
							Típico			Trajeto			Doença do Trabalho					
	2013	2014	2015	2013	2014	2015	2013	2014	2015	2013	2014	2015	2013	2014	2015	2013	2014	2015
4774	5	4	1	3	4	1	1	3	–	1	1	1	1	–	–	2	–	–
4781	63	48	42	40	48	42	13	24	16	27	23	25	–	1	1	23	–	–
4782	14	10	2	13	10	2	3	4	–	10	6	2	–	–	–	1	–	–
4783	1	–	–	1	–	–	1	–	–	–	–	–	–	–	–	–	–	–
4784	20	14	20	12	14	20	7	7	12	5	7	7	–	–	1	8	–	–
4789	44	26	22	30	26	22	15	13	16	15	13	6	–	–	–	14	–	–
4911	11	9	12	11	9	12	9	7	12	2	2	–	–	–	–	–	–	–
4921	78	33	33	36	33	33	18	16	22	18	17	11	–	–	–	42	–	–
4922	38	27	20	26	27	20	13	20	7	13	7	13	–	–	–	12	–	–
4923	3	1	–	3	1	–	3	–	–	–	1	–	–	–	–	–	–	–
4924	4	–	–	3	–	–	1	–	–	2	–	–	–	–	–	1	–	–
4929	9	4	–	5	4	–	4	2	–	1	2	–	–	–	–	4	–	–
4930	453	367	328	358	367	328	247	267	254	105	95	73	6	5	1	95	–	–
5011	1	–	–	1	–	–	1	–	–	–	–	–	–	–	–	–	–	–
5030	–	1	3	–	–	–	–	–	–	–	–	–	–	–	–	–	1	3
5111	8	24	12	6	11	2	2	5	1	4	6	1	–	–	–	2	13	10
5112	1	1	2	–	–	–	–	–	–	–	–	–	–	–	–	1	1	2
5120	–	–	1	–	–	1	–	–	1	–	–	–	–	–	–	–	–	–
5211	57	63	47	48	62	47	37	47	36	11	15	11	–	–	–	9	1	–
5212	13	23	16	9	10	6	9	8	4	–	2	2	–	–	–	4	13	10
5221	9	10	31	8	10	31	5	9	27	3	1	4	–	–	–	1	–	–
5222	–	1	–	–	1	–	–	–	–	–	1	–	–	–	–	–	–	–
5223	–	1	1	–	1	–	–	1	–	–	–	–	–	–	–	–	–	1
5229	3	7	7	3	7	7	2	4	4	1	3	3	–	–	–	–	–	–
5232	–	2	1	–	–	–	–	–	–	–	–	–	–	–	–	–	2	1
5240	9	10	15	7	10	15	4	5	6	3	5	9	–	–	–	2	–	–
5250	–	3	–	–	3	–	–	2	–	–	1	–	–	–	–	–	–	–
5310	194	134	229	174	134	229	161	123	215	13	9	13	–	2	1	20	–	–
5320	11	5	9	10	5	9	7	5	3	3	–	6	–	–	–	1	–	–
5510	48	20	25	31	20	25	18	12	13	12	7	11	1	1	1	17	–	–
5590	1	2	2	–	2	2	–	2	2	–	–	–	–	–	–	1	–	–
5611	113	81	88	65	81	88	43	49	49	22	31	39	–	1	–	48	–	–
5612	–	1	–	–	1	–	–	1	–	–	–	–	–	–	–	–	–	–
5620	47	32	16	33	32	16	26	27	13	7	5	3	–	–	–	14	–	–
5811	–	–	1	–	–	1	–	–	1	–	–	–	–	–	–	–	–	–
5812	1	–	–	1	–	–	–	–	–	1	–	–	–	–	–	–	–	–
5819	–	–	1	–	–	1	–	–	–	–	–	1	–	–	–	–	–	–
5821	–	–	1	–	–	1	–	–	–	–	–	1	–	–	–	–	–	–
5822	–	–	1	–	–	1	–	–	–	–	–	1	–	–	–	–	–	–
5829	4	–	1	2	–	1	–	–	1	2	–	–	–	–	–	2	–	–
5911	1	1	–	1	1	–	–	–	–	1	1	–	–	–	–	–	–	–
5914	4	2	3	3	2	3	3	2	1	–	–	2	–	–	–	1	–	–
5920	1	1	–	–	1	–	–	–	–	–	1	–	–	–	–	1	–	–
6010	–	2	2	–	–	2	–	–	–	–	–	2	–	–	–	–	2	–
6021	8	3	3	7	2	2	5	–	–	2	2	1	–	–	1	1	1	1
6022	1	2	–	1	2	–	1	2	–	–	–	–	–	–	–	–	–	–
6110	5	9	10	4	9	10	4	7	9	–	2	1	–	–	–	1	–	–
6120	6	2	3	4	2	3	4	1	2	–	1	1	–	–	–	2	–	–
6141	–	2	1	–	1	1	–	–	1	–	1	–	–	–	–	–	1	–
6190	4	8	2	3	8	2	3	3	2	–	5	–	–	–	–	1	–	–
6201	4	17	8	3	1	–	2	1	–	1	–	–	–	–	–	1	16	8
6202	3	10	6	3	10	6	–	5	3	3	5	3	–	–	–	–	–	–
6204	–	–	2	–	–	2	–	–	–	–	–	2	–	–	–	–	–	–
6209	2	4	2	2	4	2	–	–	–	2	4	2	–	–	–	–	–	–
6311	1	2	–	1	1	–	–	1	–	1	–	–	–	–	–	–	1	–
6399	2	1	–	1	1	–	1	–	–	–	1	–	–	–	–	1	–	–
6421	5	10	19	2	10	19	1	6	16	–	–	1	1	4	2	3	–	–
6422	61	20	31	43	20	31	17	4	16	4	5	1	22	11	14	18	–	–
6423	2	1	1	2	1	1	1	1	1	–	–	–	1	–	–	–	–	–
6424	5	3	2	3	3	2	3	2	1	–	1	–	–	–	1	2	–	–
6436	–	–	1	–	–	1	–	–	–	–	–	–	–	–	1	–	–	–
6462	3	1	3	2	1	3	–	1	2	2	–	1	–	–	–	1	–	–
6463	4	2	1	4	2	1	3	2	–	1	–	1	–	–	–	–	–	–
6492	–	1	–	–	1	–	–	–	–	–	1	–	–	–	–	–	–	–
6499	–	–	1	–	–	1	–	–	1	–	–	–	–	–	–	–	–	–
6550	9	8	7	6	8	7	2	4	2	4	4	5	–	–	–	3	–	–
6613	–	13	8	–	–	–	–	–	–	–	–	–	–	–	–	–	13	8
6619	–	2	–	–	2	–	–	2	–	–	–	–	–	–	–	–	–	–
6621	–	3	3	–	–	–	–	–	–	–	–	–	–	–	–	–	3	3
6622	3	1	4	3	1	4	1	–	–	2	1	4	–	–	–	–	–	–
6630	–	3	–	–	–	–	–	–	–	–	–	–	–	–	–	–	3	–
6810	4	27	16	2	27	16	1	25	13	1	2	3	–	–	–	2	–	–
6821	1	1	1	1	1	1	1	1	–	–	–	1	–	–	–	–	–	–
6822	3	–	3	2	–	3	2	–	2	–	–	1	–	–	–	1	–	–
6911	2	1	2	1	1	2	1	1	1	–	–	1	–	–	–	1	–	–
6912	2	4	4	1	4	4	–	–	–	1	4	4	–	–	–	1	–	–
6920	24	24	26	18	24	26	5	5	8	12	19	18	1	–	–	6	–	–

Capítulo 26 - Mato Grosso

26.1 - Quantidade de acidentes do trabalho, por situação do registro e motivo, segundo a Classificação Nacional de Atividades Econômicas (CNAE), no estado do Mato Grosso - 2013/2015

(conclusão)

CNAE	QUANTIDADE DE ACIDENTES DO TRABALHO																	
	Total			Com CAT Registrada												Sem CAT Registrada		
				Total			Motivo											
							Típico			Trajeto			Doença do Trabalho					
	2013	2014	2015	2013	2014	2015	2013	2014	2015	2013	2014	2015	2013	2014	2015	2013	2014	2015
7010	1	–	1	1	–	–	–	–	–	1	–	–	–	–	–	–	–	1
7020	4	5	6	3	5	6	1	–	–	2	5	6	–	–	–	1	–	–
7111	2	–	–	2	–	–	2	–	–	–	–	–	–	–	–	–	–	–
7112	99	64	37	89	64	37	81	58	34	8	5	3	–	1	–	10	–	–
7119	7	27	16	6	27	16	2	20	16	4	7	–	–	–	–	1	–	–
7120	11	6	5	11	6	5	6	5	4	5	1	1	–	–	–	–	–	–
7210	15	16	13	14	16	13	12	11	9	2	5	3	–	–	1	1	–	–
7220	–	–	2	–	–	1	–	–	–	–	–	1	–	–	–	–	–	1
7311	3	1	–	1	1	–	1	–	–	–	1	–	–	–	–	2	–	–
7312	2	1	–	–	1	–	–	1	–	–	–	–	–	–	–	2	–	–
7319	7	2	6	4	2	6	4	–	1	–	1	5	–	1	–	3	–	–
7410	1	–	–	1	–	–	1	–	–	–	–	–	–	–	–	–	–	–
7420	–	1	3	–	1	2	–	–	1	–	1	1	–	–	–	–	–	1
7490	14	21	15	10	21	15	8	19	10	2	2	5	–	–	–	4	–	–
7500	1	2	–	1	2	–	–	2	–	1	–	–	–	–	–	–	–	–
7711	7	2	4	4	2	4	2	1	1	2	1	3	–	–	–	3	–	–
7719	2	4	2	–	4	2	–	3	2	–	1	–	–	–	–	2	–	–
7723	1	–	1	–	–	1	–	–	–	–	–	1	–	–	–	1	–	–
7729	2	2	–	1	2	–	–	1	–	1	1	–	–	–	–	1	–	–
7731	10	–	2	8	–	2	8	–	1	–	–	1	–	–	–	2	–	–
7732	13	8	10	7	8	10	5	7	5	2	1	5	–	–	–	6	–	–
7733	–	1	–	–	–	–	–	–	–	–	–	–	–	–	–	–	1	–
7739	4	2	–	1	2	–	–	2	–	1	–	–	–	–	–	3	–	–
7810	–	1	–	–	1	–	–	–	–	–	1	–	–	–	–	–	–	–
7820	14	8	8	6	8	8	3	5	1	3	3	7	–	–	–	8	–	–
7830	17	12	4	14	12	4	9	9	3	5	3	1	–	–	–	3	–	–
7911	4	2	1	4	2	1	3	2	–	1	–	1	–	–	–	–	–	–
8011	51	35	29	38	34	29	10	11	11	28	23	18	–	–	–	13	1	–
8012	43	32	28	36	31	28	9	15	14	27	16	14	–	–	–	7	1	–
8020	4	4	9	4	4	9	3	1	4	1	3	5	–	–	–	–	–	–
8030	–	5	1	–	–	–	–	–	–	–	–	–	–	–	–	–	5	1
8111	21	5	8	8	5	8	2	2	3	6	3	5	–	–	–	13	–	–
8112	49	25	19	33	25	19	20	16	11	12	9	8	1	–	–	16	–	–
8121	90	25	11	38	25	11	15	11	4	22	14	6	1	–	1	52	–	–
8122	5	1	5	4	1	5	1	1	5	3	–	–	–	–	–	1	–	–
8129	10	8	7	6	8	7	5	7	7	–	1	–	1	–	–	4	–	–
8130	6	8	15	4	5	13	2	3	11	1	2	2	1	–	–	2	3	2
8211	22	9	15	16	9	15	8	2	8	8	7	6	–	–	1	6	–	–
8219	2	12	11	1	12	11	1	4	4	–	7	6	–	1	1	1	–	–
8220	8	4	1	5	3	1	1	1	1	4	2	–	–	–	–	3	1	–
8230	9	6	7	6	6	7	4	3	6	2	3	1	–	–	–	3	–	–
8291	3	3	3	3	3	3	2	1	–	1	2	3	–	–	–	–	–	–
8299	40	31	23	32	31	23	26	19	17	6	12	6	–	–	–	8	–	–
8411	302	125	144	148	125	144	99	81	99	48	40	43	1	4	2	154	–	–
8423	–	1	2	–	1	2	–	–	–	–	1	1	–	–	1	–	–	–
8424	2	–	1	2	–	1	1	–	1	–	–	–	1	–	–	–	–	–
8511	1	62	46	1	3	7	–	2	4	–	1	3	1	–	–	–	59	39
8512	3	3	3	1	2	2	1	–	–	–	2	2	–	–	–	2	1	1
8513	22	15	11	14	14	11	9	8	8	4	6	3	1	–	–	8	1	–
8520	12	12	17	11	12	17	9	10	14	2	2	3	–	–	–	1	–	–
8531	15	26	15	11	24	12	8	18	5	3	6	7	–	–	–	4	2	3
8532	17	23	20	12	20	20	9	11	14	3	8	6	–	1	–	5	3	–
8541	1	–	–	–	–	–	–	–	–	–	–	–	–	–	–	1	–	–
8542	1	–	–	1	–	–	1	–	–	–	–	–	–	–	–	–	–	–
8550	1	–	–	–	–	–	–	–	–	–	–	–	–	–	–	1	–	–
8593	–	–	1	–	–	1	–	–	–	–	–	1	–	–	–	–	–	–
8599	40	50	33	30	50	33	16	33	15	13	17	18	1	–	–	10	–	–
8610	692	698	728	616	698	728	510	572	625	99	122	103	7	4	–	76	–	–
8621	1	2	11	–	2	11	–	1	9	–	1	2	–	–	–	1	–	–
8630	10	16	17	7	16	17	2	4	12	5	12	5	–	–	–	3	–	–
8640	79	61	49	71	61	49	47	42	36	24	18	12	–	1	1	8	–	–
8650	7	5	5	7	5	5	3	3	2	4	2	3	–	–	–	–	–	–
8660	12	22	29	10	22	29	7	19	23	3	3	6	–	–	–	2	–	–
8690	1	2	3	1	2	3	1	1	3	–	1	–	–	–	–	–	–	–
8711	1	–	1	–	–	1	–	–	1	–	–	–	–	–	–	1	–	–
8712	3	–	2	1	–	2	1	–	1	–	–	–	–	–	1	2	–	–
8800	40	23	32	36	23	32	19	20	26	17	3	6	–	–	–	4	–	–
9001	–	9	–	–	9	–	–	–	–	–	9	–	–	–	–	–	–	–
9311	–	1	–	–	1	–	–	1	–	–	–	–	–	–	–	–	–	–
9312	8	3	1	6	3	1	5	1	1	1	2	–	–	–	–	2	–	–
9313	4	2	2	3	2	2	1	1	1	2	1	1	–	–	–	1	–	–
9329	23	21	7	18	21	7	14	18	6	4	3	1	–	–	–	5	–	–
9411	19	2	1	18	2	1	12	1	1	6	–	–	–	1	–	1	–	–
9412	–	4	1	–	4	1	–	2	–	–	2	1	–	–	–	–	–	–
9420	10	15	2	7	15	2	4	8	1	2	6	1	1	1	–	3	–	–
9430	29	21	11	20	21	11	17	11	7	2	10	4	1	–	–	9	–	–
9491	11	9	3	7	9	3	5	6	1	2	3	2	–	–	–	4	–	–
9492	–	–	1	–	–	–	–	–	–	–	–	–	–	–	–	–	–	1
9493	1	1	–	1	1	–	–	1	–	1	–	–	–	–	–	–	–	–
9499	5	3	6	2	3	6	–	1	3	2	2	3	–	–	–	3	–	–
9511	6	8	3	5	8	3	2	8	2	3	–	1	–	–	–	1	–	–
9512	5	–	1	2	–	1	–	–	1	2	–	–	–	–	–	3	–	–
9521	3	1	6	1	1	6	–	1	2	1	–	4	–	–	–	2	–	–
9529	–	1	3	–	1	3	–	1	1	–	–	2	–	–	–	–	–	–
9601	15	5	7	8	5	7	7	5	5	1	–	2	–	–	–	7	–	–
9602	5	–	1	4	–	1	1	–	1	3	–	–	–	–	–	1	–	–
9603	7	1	6	4	1	6	3	–	2	1	–	4	–	1	–	3	–	–
9609	2	2	2	1	2	2	1	–	–	–	2	2	–	–	–	1	–	–
9700	1	2	5	1	2	5	1	1	2	–	1	3	–	–	–	–	–	–
Ignorado	657	2.569	2.083	211	207	298	188	182	263	22	23	28	1	2	7	446	2.362	1.785

Fonte: DATAPREV, CAT, SUB.

Nota: Os dados são preliminares, estando sujeitos a correções.

Capítulo 26 - Mato Grosso

26.2 - Quantidade de acidentes do trabalho, por situação do registro e motivo, segundo os grupos de idade e sexo, no estado do Mato Grosso - 2013/2015

GRUPOS DE IDADE E SEXO	QUANTIDADE DE ACIDENTES DO TRABALHO																	
	Total			Com CAT Registrada												Sem CAT Registrada		
				Total			Motivo											
							Típico			Trajeto			Doença do Trabalho					
	2013	2014	2015	2013	2014	2015	2013	2014	2015	2013	2014	2015	2013	2014	2015	2013	2014	2015
TOTAL	**14.015**	**13.895**	**12.160**	**10.747**	**11.067**	**10.010**	**8.429**	**8.814**	**8.005**	**2.169**	**2.111**	**1.887**	**149**	**142**	**118**	**3.268**	**2.828**	**2.150**
Masculino	**10.851**	**10.602**	**9.302**	**8.546**	**8.631**	**7.767**	**6.955**	**7.136**	**6.447**	**1.500**	**1.420**	**1.249**	**91**	**75**	**71**	**2.305**	**1.971**	**1.535**
Feminino	**3.164**	**3.293**	**2.856**	**2.201**	**2.436**	**2.241**	**1.474**	**1.678**	**1.556**	**669**	**691**	**638**	**58**	**67**	**47**	**963**	**857**	**615**
Ignorado	**–**	**–**	**2**	**–**	**–**	**2**	**–**	**–**	**2**	**–**	**–**	**–**	**–**	**–**	**–**	**–**	**–**	**–**
Até 19 anos	572	623	484	481	535	423	354	404	304	126	129	118	1	2	1	91	88	61
Masculino	491	505	405	413	435	357	320	349	270	92	86	86	1	–	1	78	70	48
Feminino	81	118	79	68	100	66	34	55	34	34	43	32	–	2	–	13	18	13
Ignorado	–	–	–	–	–	–	–	–	–	–	–	–	–	–	–	–	–	–
20 a 24 anos	2.370	2.317	1.997	1.975	2.001	1.756	1.556	1.571	1.364	404	419	388	15	11	4	395	316	241
Masculino	1.963	1.881	1.616	1.653	1.652	1.438	1.349	1.351	1.167	295	294	269	9	7	2	310	229	178
Feminino	407	436	381	322	349	318	207	220	197	109	125	119	6	4	2	85	87	63
Ignorado	–	–	–	–	–	–	–	–	–	–	–	–	–	–	–	–	–	–
25 a 29 anos	2.579	2.412	2.041	2.102	2.066	1.755	1.627	1.654	1.414	459	397	319	16	15	22	477	346	286
Masculino	1.987	1.851	1.601	1.661	1.612	1.385	1.357	1.346	1.170	298	257	203	6	9	12	326	239	216
Feminino	592	561	440	441	454	370	270	308	244	161	140	116	10	6	10	151	107	70
Ignorado	–	–	–	–	–	–	–	–	–	–	–	–	–	–	–	–	–	–
30 a 34 anos	2.282	2.303	2.107	1.759	1.902	1.754	1.373	1.495	1.406	370	381	326	16	26	22	523	401	353
Masculino	1.765	1.732	1.599	1.405	1.457	1.352	1.137	1.192	1.129	257	251	210	11	14	13	360	275	247
Feminino	517	571	507	354	445	401	236	303	276	113	130	116	5	12	9	163	126	106
Ignorado	–	–	1	–	–	1	–	–	1	–	–	–	–	–	–	–	–	–
35 a 39 anos	1.916	1.877	1.746	1.480	1.461	1.455	1.188	1.168	1.166	266	264	267	26	29	22	436	416	291
Masculino	1.397	1.368	1.282	1.112	1.090	1.086	917	896	905	181	178	162	14	16	19	285	278	196
Feminino	519	509	463	368	371	368	271	272	260	85	86	105	12	13	3	151	138	95
Ignorado	–	–	1	–	–	1	–	–	1	–	–	–	–	–	–	–	–	–
40 a 44 anos	1.549	1.516	1.342	1.107	1.157	1.067	875	957	862	201	185	185	31	15	20	442	359	275
Masculino	1.105	1.076	932	810	841	751	662	719	624	129	117	121	19	5	6	295	235	181
Feminino	444	440	410	297	316	316	213	238	238	72	68	64	12	10	14	147	124	94
Ignorado	–	–	–	–	–	–	–	–	–	–	–	–	–	–	–	–	–	–
45 a 49 anos	1.150	1.231	1.010	816	871	784	635	706	659	162	144	113	19	21	12	334	360	226
Masculino	838	906	745	626	672	586	505	567	505	107	94	73	14	11	8	212	234	159
Feminino	312	325	265	190	199	198	130	139	154	55	50	40	5	10	4	122	126	67
Ignorado	–	–	–	–	–	–	–	–	–	–	–	–	–	–	–	–	–	–
50 a 54 anos	772	819	754	500	563	552	409	450	440	82	101	104	9	12	8	272	256	202
Masculino	610	607	567	409	427	427	345	351	349	59	71	74	5	5	4	201	180	140
Feminino	162	212	187	91	136	125	64	99	91	23	30	30	4	7	4	71	76	62
Ignorado	–	–	–	–	–	–	–	–	–	–	–	–	–	–	–	–	–	–
55 a 59 anos	564	510	458	349	308	307	269	243	259	65	58	44	15	7	4	215	202	151
Masculino	463	420	361	297	262	243	233	214	207	53	44	32	11	4	4	166	158	118
Feminino	101	90	97	52	46	64	36	29	52	12	14	12	4	3	–	49	44	33
Ignorado	–	–	–	–	–	–	–	–	–	–	–	–	–	–	–	–	–	–
60 a 64 anos	210	230	179	138	157	123	110	129	102	27	25	18	1	3	3	72	73	56
Masculino	185	204	159	123	142	112	98	118	95	24	21	15	1	3	2	62	62	47
Feminino	25	26	20	15	15	11	12	11	7	3	4	3	–	–	1	10	11	9
Ignorado	–	–	–	–	–	–	–	–	–	–	–	–	–	–	–	–	–	–
65 a 69 anos	40	47	34	31	36	27	25	31	22	6	5	5	–	–	–	9	11	7
Masculino	37	45	28	29	34	24	24	30	20	5	4	4	–	–	–	8	11	4
Feminino	3	2	6	2	2	3	1	1	2	1	1	1	–	–	–	1	–	3
Ignorado	–	–	–	–	–	–	–	–	–	–	–	–	–	–	–	–	–	–
70 anos e mais	10	10	7	8	10	6	7	6	6	1	3	–	–	1	–	2	–	1
Masculino	9	7	6	7	7	5	7	3	5	–	3	–	–	1	–	2	–	1
Feminino	1	3	1	1	3	1	–	3	1	1	–	–	–	–	–	–	–	–
Ignorado	–	–	–	–	–	–	–	–	–	–	–	–	–	–	–	–	–	–
Ignorada	1	–	1	1	–	1	1	–	1	–	–	–	–	–	–	–	–	–
Masculino	1	–	1	1	–	1	1	–	1	–	–	–	–	–	–	–	–	–
Feminino	–	–	–	–	–	–	–	–	–	–	–	–	–	–	–	–	–	–
Ignorado	–	–	–	–	–	–	–	–	–	–	–	–	–	–	–	–	–	–

Fonte: DATAPREV, CAT, SUB.
Nota: Os dados são preliminares, estando sujeitos a correções.

Capítulo 26 - Mato Grosso

26.3 - Quantidade mensal de acidentes do trabalho, por situação do registro e motivo, no estado do Mato Grosso - 2013/2015

MESES	QUANTIDADE DE ACIDENTES DO TRABALHO																	
	Total			Com CAT Registrada												Sem CAT Registrada		
				Total			Motivo											
							Típico			Trajeto			Doença do Trabalho					
	2013	2014	2015	2013	2014	2015	2013	2014	2015	2013	2014	2015	2013	2014	2015	2013	2014	2015
TOTAL	**14.015**	**13.895**	**12.160**	**10.747**	**11.067**	**10.010**	**8.429**	**8.814**	**8.005**	**2.169**	**2.111**	**1.887**	**149**	**142**	**118**	**3.268**	**2.828**	**2.150**
Janeiro	1.072	1.121	947	792	900	734	637	718	577	140	177	148	15	5	9	280	221	213
Fevereiro	996	1.076	953	760	821	793	587	645	656	148	170	125	25	6	12	236	255	160
Março	1.125	1.182	1.064	838	936	882	664	731	719	161	196	148	13	9	15	287	246	182
Abril	1.225	1.103	943	932	872	780	719	693	609	205	174	163	8	5	8	293	231	163
Maio	1.243	1.177	1.067	935	962	868	727	782	688	198	168	167	10	12	13	308	215	199
Junho	1.163	1.153	1.054	872	943	866	670	742	683	189	185	170	13	16	13	291	210	188
Julho	1.308	1.334	1.275	993	1.067	1.039	779	853	806	204	200	222	10	14	11	315	267	236
Agosto	1.336	1.307	1.146	1.058	1.011	956	820	808	768	226	186	179	12	17	9	278	296	190
Setembro	1.181	1.246	1.041	948	994	863	758	785	702	176	188	151	14	21	10	233	252	178
Outubro	1.258	1.266	1.031	992	999	847	789	794	704	196	183	138	7	22	5	266	267	184
Novembro	1.164	1.110	866	910	886	725	725	736	570	172	141	147	13	9	8	254	224	141
Dezembro	944	820	773	717	676	657	554	527	523	154	143	129	9	6	5	227	144	116

Fonte: DATAPREV, CAT, SUB.
Nota: Os dados são preliminares, estando sujeitos a correções.

DISTRIBUIÇÃO DE ACIDENTES DO TRABALHO, POR MOTIVO, NO ESTADO DO MATO GROSSO - 2015

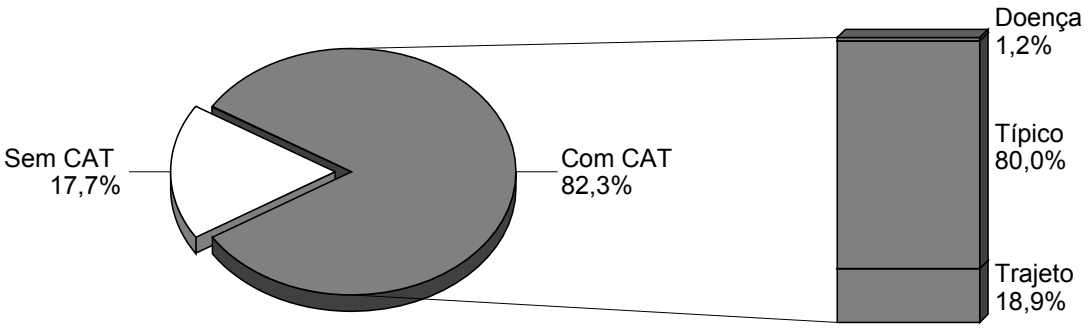

Fonte: DATAPREV, CAT, SUB.

Capítulo 27 - Goiás

27.1 - Quantidade de acidentes do trabalho, por situação do registro e motivo, segundo a Classificação Nacional de Atividades Econômicas (CNAE), no estado de Goiás - 2013/2015

(continua)

CNAE	QUANTIDADE DE ACIDENTES DO TRABALHO																	
	Total			Com CAT Registrada												Sem CAT Registrada		
				Total			Motivo											
							Típico			Trajeto			Doença do Trabalho					
	2013	2014	2015	2013	2014	2015	2013	2014	2015	2013	2014	2015	2013	2014	2015	2013	2014	2015
TOTAL	**17.262**	**17.263**	**15.495**	**14.881**	**15.060**	**13.712**	**10.949**	**11.096**	**10.047**	**3.708**	**3.742**	**3.469**	**224**	**222**	**196**	**2.381**	**2.203**	**1.783**
0111	41	46	55	39	37	41	33	31	30	5	6	11	1	–	–	2	9	14
0112	7	49	44	6	9	4	5	8	4	1	1	–	–	–	–	1	40	40
0113	339	320	154	309	320	154	283	296	150	21	24	4	5	–	–	30	–	–
0115	110	98	86	101	98	86	87	76	77	13	22	9	1	–	–	9	–	–
0116	4	3	–	3	3	–	3	2	–	–	1	–	–	–	–	1	–	–
0119	19	14	18	18	14	18	16	13	16	2	1	2	–	–	–	1	–	–
0121	8	28	26	8	7	6	8	6	3	–	1	3	–	–	–	–	21	20
0122	3	1	2	2	1	2	1	–	2	1	1	–	–	–	–	1	–	–
0131	3	10	12	3	10	12	2	7	11	1	3	–	–	–	1	–	–	–
0132	1	–	1	1	–	1	1	–	–	–	–	1	–	–	–	–	–	–
0133	–	–	1	–	–	1	–	–	1	–	–	–	–	–	–	–	–	–
0134	2	4	8	2	3	3	1	3	3	–	–	–	1	–	–	–	1	5
0139	6	11	11	5	5	1	3	4	–	2	1	1	–	–	–	1	6	10
0141	191	167	206	183	167	206	167	137	181	15	29	23	1	1	2	8	–	–
0142	3	5	5	3	5	5	1	4	5	2	1	–	–	–	–	–	–	–
0151	232	190	133	208	190	133	182	158	122	21	29	10	5	3	1	24	–	–
0152	2	2	2	2	2	2	2	2	2	–	–	–	–	–	–	–	–	–
0153	1	–	–	1	–	–	1	–	–	–	–	–	–	–	–	–	–	–
0154	6	10	5	5	10	5	5	10	5	–	–	–	–	–	–	1	–	–
0155	63	36	44	51	36	44	47	35	41	3	1	3	1	–	–	12	–	–
0159	–	2	1	–	2	1	–	1	1	–	1	–	–	–	–	–	–	–
0161	77	48	54	70	48	54	58	36	45	12	10	9	–	2	–	7	–	–
0162	24	33	28	22	33	28	19	32	21	3	1	7	–	–	–	2	–	–
0163	8	6	5	8	6	5	2	5	4	6	1	1	–	–	–	–	–	–
0210	12	6	7	10	6	7	8	5	6	2	1	1	–	–	–	2	–	–
0220	1	–	–	–	–	–	–	–	–	–	–	–	–	–	–	1	–	–
0230	5	–	2	4	–	2	4	–	2	–	–	–	–	–	–	1	–	–
0311	–	–	1	–	–	1	–	–	–	–	–	1	–	–	–	–	–	–
0312	–	1	–	–	–	–	–	–	–	–	–	–	–	–	–	–	1	–
0710	1	1	2	1	1	2	1	1	2	–	–	–	–	–	–	–	–	–
0721	–	1	–	–	1	–	–	1	–	–	–	–	–	–	–	–	–	–
0723	1	–	–	1	–	–	1	–	–	–	–	–	–	–	–	–	–	–
0724	47	26	50	46	26	50	41	25	44	5	1	6	–	–	–	1	–	–
0729	58	55	30	55	55	30	52	53	30	3	2	–	–	–	–	3	–	–
0810	67	61	44	63	61	44	58	54	40	4	7	4	1	–	–	4	–	–
0891	57	20	22	56	20	22	53	19	19	3	1	–	–	–	3	1	–	–
0893	–	1	–	–	1	–	–	1	–	–	–	–	–	–	–	–	–	–
0899	30	36	15	29	36	15	28	29	13	1	7	2	–	–	–	1	–	–
0990	–	9	4	–	9	4	–	9	4	–	–	–	–	–	–	–	–	–
1011	445	364	536	390	364	536	361	334	497	24	25	30	5	5	9	55	–	–
1012	516	454	468	478	441	456	418	405	415	49	18	24	11	18	17	38	13	12
1013	61	32	26	57	32	26	42	27	18	11	5	7	4	–	1	4	–	–
1020	1	1	1	1	1	1	–	1	–	1	–	1	–	–	–	–	–	–
1031	27	32	53	23	32	53	13	24	42	10	8	11	–	–	–	4	–	–
1032	69	42	63	67	42	63	62	39	57	4	3	6	1	–	–	2	–	–
1033	9	6	5	7	6	5	6	5	4	1	1	1	–	–	–	2	–	–
1041	134	126	80	123	126	80	108	108	71	15	18	9	–	–	–	11	–	–
1042	35	37	33	33	37	33	26	28	28	7	9	5	–	–	–	2	–	–
1043	3	2	4	3	2	4	–	2	4	3	–	–	–	–	–	–	–	–
1051	22	23	17	17	23	17	17	22	16	–	1	1	–	–	–	5	–	–
1052	110	107	89	94	107	89	82	96	69	12	11	19	–	–	1	16	–	–
1053	26	8	17	22	8	17	14	7	11	6	1	6	2	–	–	4	–	–
1061	17	16	23	16	16	23	14	11	14	2	5	9	–	–	–	1	–	–
1062	15	12	19	14	12	19	10	11	13	4	1	6	–	–	–	1	–	–
1063	1	–	–	–	–	–	–	–	–	–	–	–	–	–	–	1	–	–
1064	13	12	5	12	12	5	11	12	4	1	–	1	–	–	–	1	–	–
1065	10	4	8	9	4	8	6	4	5	3	–	3	–	–	–	1	–	–
1066	50	45	49	42	45	49	36	35	38	6	10	11	–	–	–	8	–	–
1069	4	2	–	3	2	–	2	1	–	1	1	–	–	–	–	1	–	–
1071	522	398	354	484	398	354	443	390	340	39	8	13	2	–	1	38	–	–
1072	7	1	2	2	1	2	2	1	2	–	–	–	–	–	–	5	–	–
1081	5	1	2	3	1	2	3	1	1	–	–	1	–	–	–	2	–	–
1091	56	35	54	41	35	54	23	24	32	17	10	20	1	1	2	15	–	–
1092	141	229	137	134	229	137	123	212	124	11	17	13	–	–	–	7	–	–
1093	4	1	–	2	1	–	2	1	–	–	–	–	–	–	–	2	–	–
1094	5	12	5	3	12	5	3	7	1	–	4	4	–	1	–	2	–	–
1095	25	22	28	25	22	28	22	15	24	3	7	4	–	–	–	–	–	–
1096	15	17	13	13	17	13	10	13	9	3	4	4	–	–	–	2	–	–
1099	55	43	41	47	43	41	33	37	29	14	6	12	–	–	–	8	–	–
1111	–	1	2	–	–	1	–	–	1	–	–	–	–	–	–	–	1	1
1112	–	–	2	–	–	1	–	–	1	–	–	–	–	–	–	–	–	1
1113	67	36	29	67	36	29	50	24	21	17	12	8	–	–	–	–	–	–
1121	10	15	10	7	15	10	5	11	9	2	4	1	–	–	–	3	–	–

Capítulo 27 - Goiás

27.1 - Quantidade de acidentes do trabalho, por situação do registro e motivo, segundo a Classificação Nacional de Atividades Econômicas (CNAE), no estado de Goiás - 2013/2015

(continuação)

CNAE	QUANTIDADE DE ACIDENTES DO TRABALHO																	
	Total			Com CAT Registrada												Sem CAT Registrada		
				Total			Motivo											
							Típico			Trajeto			Doença do Trabalho					
	2013	2014	2015	2013	2014	2015	2013	2014	2015	2013	2014	2015	2013	2014	2015	2013	2014	2015
1122	65	77	79	49	77	79	34	52	56	15	25	23	–	–	–	16	–	–
1210	1	–	–	1	–	–	1	–	–	–	–	–	–	–	–	–	–	–
1311	8	7	4	6	7	4	4	7	4	2	–	–	–	–	–	2	–	–
1321	3	4	5	2	4	5	2	3	5	–	1	–	–	–	–	1	–	–
1323	–	–	1	–	–	1	–	–	1	–	–	–	–	–	–	–	–	–
1340	6	7	5	5	7	5	5	7	4	–	–	1	–	–	–	1	–	–
1351	4	6	5	4	6	5	3	1	4	1	4	1	–	1	–	–	–	–
1352	2	3	2	1	3	2	1	2	2	–	1	–	–	–	–	1	–	–
1354	5	2	1	4	2	1	2	2	–	2	–	1	–	–	–	1	–	–
1359	8	3	3	5	3	3	4	2	2	1	–	1	–	1	–	3	–	–
1411	17	13	10	13	13	10	7	3	1	5	10	9	1	–	–	4	–	–
1412	108	63	51	73	63	51	28	24	26	39	38	24	6	1	1	35	–	–
1413	5	5	7	3	5	7	1	2	3	2	3	4	–	–	–	2	–	–
1414	2	4	7	1	3	7	–	3	2	–	–	4	1	–	1	1	1	–
1422	69	41	35	62	41	35	53	30	22	8	11	13	1	–	–	7	–	–
1510	65	48	29	53	48	29	44	45	24	8	3	4	1	–	1	12	–	–
1521	2	1	1	2	1	1	2	1	–	–	–	1	–	–	–	–	–	–
1529	6	4	4	4	4	4	2	1	–	2	3	4	–	–	–	2	–	–
1531	8	2	3	5	2	3	2	–	–	2	2	3	1	–	–	3	–	–
1532	–	3	2	–	–	–	–	–	–	–	–	–	–	–	–	–	3	2
1533	–	1	1	–	1	1	–	–	–	–	1	1	–	–	–	–	–	–
1539	1	–	1	–	–	1	–	–	1	–	–	–	–	–	–	1	–	–
1540	1	6	–	1	6	–	–	2	–	–	3	–	1	1	–	–	–	–
1610	6	14	13	6	4	9	6	3	9	–	1	–	–	–	–	–	10	4
1621	–	1	–	–	1	–	–	1	–	–	–	–	–	–	–	–	–	–
1622	11	8	6	8	8	6	6	6	4	2	2	2	–	–	–	3	–	–
1623	5	5	4	5	5	4	5	5	4	–	–	–	–	–	–	–	–	–
1629	15	20	15	15	20	15	14	19	14	1	1	1	–	–	–	–	–	–
1721	20	21	16	20	21	16	15	18	14	5	3	2	–	–	–	–	–	–
1731	9	14	15	8	14	14	6	11	12	2	3	2	–	–	–	1	–	1
1733	12	2	5	9	2	5	8	–	5	1	2	–	–	–	–	3	–	–
1741	21	22	51	21	21	51	21	19	44	–	2	7	–	–	–	–	1	–
1742	128	164	194	118	164	194	97	137	167	21	27	25	–	–	2	10	–	–
1749	–	12	18	–	12	18	–	4	16	–	7	2	–	1	–	–	–	–
1811	6	4	–	5	2	–	3	–	–	2	2	–	–	–	–	1	2	–
1812	–	3	1	–	–	–	–	–	–	–	–	–	–	–	–	–	3	1
1813	17	14	8	12	14	8	5	9	4	7	4	4	–	1	–	5	–	–
1821	8	5	4	6	5	4	1	4	1	5	1	3	–	–	–	2	–	–
1822	3	3	–	2	3	–	2	2	–	–	1	–	–	–	–	1	–	–
1910	–	1	1	–	–	–	–	–	–	–	–	–	–	–	–	–	1	1
1921	1	–	1	1	–	1	–	–	–	1	–	1	–	–	–	–	–	–
1922	–	1	3	–	1	3	–	1	3	–	–	–	–	–	–	–	–	–
1931	1.157	939	704	1.034	937	703	975	901	676	55	35	25	4	1	2	123	2	1
1932	6	15	12	6	15	12	4	14	12	2	1	–	–	–	–	–	–	–
2012	4	1	2	4	1	2	4	1	2	–	–	–	–	–	–	–	–	–
2013	34	46	44	34	46	44	26	37	37	8	7	7	–	2	–	–	–	–
2014	1	–	–	1	–	–	1	–	–	–	–	–	–	–	–	–	–	–
2019	1	–	–	1	–	–	1	–	–	–	–	–	–	–	–	–	–	–
2021	–	2	1	–	2	1	–	1	–	–	1	1	–	–	–	–	–	–
2022	–	1	–	–	–	–	–	–	–	–	–	–	–	–	–	–	1	–
2029	–	1	–	–	1	–	–	–	–	–	1	–	–	–	–	–	–	–
2031	2	1	–	1	–	–	1	–	–	–	–	–	–	–	–	1	1	–
2033	–	1	–	–	1	–	–	1	–	–	–	–	–	–	–	–	–	–
2040	–	1	1	–	1	1	–	–	1	–	1	–	–	–	–	–	–	–
2051	1	–	1	1	–	1	–	–	–	1	–	1	–	–	–	–	–	–
2052	–	–	2	–	–	2	–	–	1	–	–	1	–	–	–	–	–	–
2061	26	27	19	26	27	19	21	21	16	4	5	3	1	1	–	–	–	–
2062	11	8	9	9	8	9	5	6	6	4	2	3	–	–	–	2	–	–
2063	15	13	12	13	13	12	4	5	10	9	6	2	–	2	–	2	–	–
2071	9	12	11	8	12	11	6	6	4	2	6	7	–	–	–	1	–	–
2073	1	–	5	1	–	5	–	–	3	1	–	2	–	–	–	–	–	–
2091	–	1	2	–	–	1	–	–	1	–	–	–	–	–	–	–	1	1
2092	1	2	–	1	2	–	1	–	–	–	2	–	–	–	–	–	–	–
2099	26	34	17	26	34	17	20	30	14	6	4	2	–	–	1	–	–	–
2110	5	2	3	5	2	3	3	1	2	2	1	1	–	–	–	–	–	–
2121	180	216	184	170	216	184	112	167	157	55	47	26	3	2	1	10	–	–
2122	2	2	2	2	1	1	2	1	1	–	–	–	–	–	–	–	1	1
2211	–	2	1	–	–	1	–	–	1	–	–	–	–	–	–	–	2	–
2212	22	10	9	19	10	9	14	10	7	5	–	2	–	–	–	3	–	–
2219	2	20	13	2	7	2	2	7	2	–	–	–	–	–	–	–	13	11
2221	3	–	3	3	–	3	3	–	2	–	–	1	–	–	–	–	–	–
2222	115	114	87	103	114	87	86	89	68	17	23	18	–	2	1	12	–	–
2223	11	9	15	10	9	15	6	7	13	3	2	2	1	–	–	1	–	–
2229	32	46	30	28	46	30	23	39	25	5	6	4	–	1	1	4	–	–
2311	46	31	19	45	31	19	39	27	17	6	4	2	–	–	–	1	–	–
2319	5	1	2	5	1	2	4	–	1	1	1	1	–	–	–	–	–	–
2320	7	3	7	7	3	7	6	3	7	1	–	–	–	–	–	–	–	–

Capítulo 27 - Goiás

27.1 - Quantidade de acidentes do trabalho, por situação do registro e motivo, segundo a Classificação Nacional de Atividades Econômicas (CNAE), no estado de Goiás - 2013/2015

(continuação)

CNAE	QUANTIDADE DE ACIDENTES DO TRABALHO																	
	Total			Com CAT Registrada												Sem CAT Registrada		
				Total			Motivo											
							Típico			Trajeto			Doença do Trabalho					
	2013	2014	2015	2013	2014	2015	2013	2014	2015	2013	2014	2015	2013	2014	2015	2013	2014	2015
2330	107	104	69	86	104	69	71	90	60	13	10	9	2	4	–	21	–	–
2341	8	6	4	6	6	4	4	5	3	2	1	1	–	–	–	2	–	–
2342	95	100	75	84	100	75	68	86	66	15	12	8	1	2	1	11	–	–
2349	6	11	5	5	11	5	4	10	3	1	1	2	–	–	–	1	–	–
2391	24	21	17	20	21	17	15	18	12	5	2	4	–	1	1	4	–	–
2392	–	2	–	–	2	–	–	1	–	–	1	–	–	–	–	–	–	–
2399	4	3	3	3	3	3	2	2	3	1	1	–	–	–	–	1	–	–
2412	75	66	46	74	66	46	67	63	38	5	3	–	2	–	8	1	–	–
2423	–	–	2	–	–	2	–	–	1	–	–	1	–	–	–	–	–	–
2424	4	3	2	4	3	2	3	3	2	1	–	–	–	–	–	–	–	–
2431	13	6	1	13	6	1	7	4	1	5	2	–	1	–	–	–	–	–
2441	5	6	2	5	6	2	5	4	1	–	1	1	–	1	–	–	–	–
2449	1	–	–	1	–	–	–	–	–	1	–	–	–	–	–	–	–	–
2451	–	–	1	–	–	1	–	–	1	–	–	–	–	–	–	–	–	–
2452	2	5	2	2	1	2	2	–	2	–	1	–	–	–	–	–	4	–
2511	71	65	55	63	63	55	51	51	40	11	11	14	1	1	1	8	2	–
2512	77	48	59	63	48	59	51	37	47	12	11	12	–	–	–	14	–	–
2521	4	8	3	4	8	3	3	6	3	1	2	–	–	–	–	–	–	–
2522	3	5	3	2	1	1	1	1	–	1	–	1	–	–	–	1	4	2
2531	1	–	–	1	–	–	1	–	–	–	–	–	–	–	–	–	–	–
2532	11	11	7	8	11	7	5	8	6	3	3	1	–	–	–	3	–	–
2539	23	13	18	22	13	18	13	10	11	8	3	7	1	–	–	1	–	–
2542	15	17	5	14	17	5	12	16	3	2	1	2	–	–	–	1	–	–
2543	1	2	2	1	2	2	1	1	1	–	1	1	–	–	–	–	–	–
2591	12	15	23	11	15	23	9	13	18	2	2	4	–	–	1	1	–	–
2592	14	19	8	12	19	8	9	18	6	3	1	2	–	–	–	2	–	–
2593	5	2	3	4	2	3	3	2	3	1	–	–	–	–	–	1	–	–
2599	56	38	32	52	38	32	42	30	26	10	7	6	–	1	–	4	–	–
2631	–	–	1	–	–	1	–	–	–	–	–	1	–	–	–	–	–	–
2640	6	2	1	5	2	1	4	2	1	1	–	–	–	–	–	1	–	–
2651	2	1	–	2	1	–	1	1	–	1	–	–	–	–	–	–	–	–
2710	2	5	5	2	5	5	2	5	3	–	–	2	–	–	–	–	–	–
2722	2	–	2	1	–	2	1	–	1	–	–	1	–	–	–	1	–	–
2731	3	22	11	3	21	10	3	18	4	–	3	5	–	–	1	–	1	1
2732	1	2	1	1	2	1	1	2	1	–	–	–	–	–	–	–	–	–
2733	–	5	5	–	5	5	–	5	5	–	–	–	–	–	–	–	–	–
2740	2	2	–	2	2	–	1	2	–	1	–	–	–	–	–	–	–	–
2751	–	–	1	–	–	–	–	–	–	–	–	–	–	–	–	–	–	1
2759	–	1	2	–	1	2	–	1	–	–	–	–	–	–	2	–	–	–
2790	9	8	5	8	8	5	3	4	2	5	4	3	–	–	–	1	–	–
2812	4	1	1	4	1	1	4	1	–	–	–	1	–	–	–	–	–	–
2813	5	2	5	4	2	5	3	1	2	1	1	3	–	–	–	1	–	–
2815	1	–	1	1	–	1	1	–	1	–	–	–	–	–	–	–	–	–
2821	–	–	1	–	–	1	–	–	1	–	–	–	–	–	–	–	–	–
2822	5	10	7	4	10	7	3	10	7	1	–	–	–	–	–	1	–	–
2823	3	1	3	2	1	3	2	–	2	–	1	1	–	–	–	1	–	–
2825	1	1	–	1	1	–	1	1	–	–	–	–	–	–	–	–	–	–
2829	13	5	8	10	5	8	9	2	3	1	3	5	–	–	–	3	–	–
2831	1	–	1	1	–	1	–	–	1	1	–	–	–	–	–	–	–	–
2832	–	–	2	–	–	2	–	–	2	–	–	–	–	–	–	–	–	–
2833	55	46	21	52	46	21	43	38	16	8	1	3	1	7	2	3	–	–
2840	8	11	10	8	11	10	6	7	10	2	4	–	–	–	–	–	–	–
2854	2	4	1	1	4	1	1	3	1	–	1	–	–	–	–	1	–	–
2861	2	1	1	2	1	1	2	1	1	–	–	–	–	–	–	–	–	–
2862	12	3	8	11	3	8	8	2	8	3	1	–	–	–	–	1	–	–
2863	–	1	–	–	1	–	–	1	–	–	–	–	–	–	–	–	–	–
2864	1	–	–	–	–	–	–	–	–	–	–	–	–	–	–	1	–	–
2866	1	2	1	1	2	1	1	2	–	–	–	1	–	–	–	–	–	–
2869	5	2	5	5	2	5	4	2	4	1	–	1	–	–	–	–	–	–
2910	150	163	123	145	163	123	100	121	92	31	24	24	14	18	7	5	–	–
2920	1	–	1	1	–	1	–	–	–	1	–	1	–	–	–	–	–	–
2930	45	34	45	40	34	45	33	29	41	5	4	2	2	1	2	5	–	–
2941	–	2	1	–	2	1	–	1	–	–	1	1	–	–	–	–	–	–
2944	1	–	–	–	–	–	–	–	–	–	–	–	–	–	–	1	–	–
2945	–	1	–	–	1	–	–	–	–	–	1	–	–	–	–	–	–	–
2949	4	2	4	4	2	4	4	–	3	–	1	1	–	1	–	–	–	–
2950	6	5	3	4	5	3	3	2	2	1	3	1	–	–	–	2	–	–
3011	1	–	–	1	–	–	–	–	–	1	–	–	–	–	–	–	–	–
3012	–	2	1	–	2	1	–	1	1	–	1	–	–	–	–	–	–	–
3099	–	1	1	–	1	1	–	1	1	–	–	–	–	–	–	–	–	–
3101	72	72	49	60	72	49	48	47	38	11	25	11	1	–	–	12	–	–
3102	29	12	9	22	12	9	19	9	6	3	3	3	–	–	–	7	–	–
3103	2	2	–	1	2	–	1	1	–	–	1	–	–	–	–	1	–	–
3104	28	26	28	21	26	28	13	23	20	6	3	8	2	–	–	7	–	–
3211	1	1	–	1	1	–	1	1	–	–	–	–	–	–	–	–	–	–
3212	6	4	2	5	4	2	2	–	1	3	4	1	–	–	–	1	–	–
3230	7	4	10	5	3	3	4	1	2	1	2	–	–	–	1	2	1	7
3240	1	2	–	–	2	–	–	1	–	–	1	–	–	–	–	1	–	–

Capítulo 27 - Goiás

27.1 - Quantidade de acidentes do trabalho, por situação do registro e motivo, segundo a Classificação Nacional de Atividades Econômicas (CNAE), no estado de Goiás - 2013/2015

(continuação)

CNAE	QUANTIDADE DE ACIDENTES DO TRABALHO																	
	Total			Com CAT Registrada												Sem CAT Registrada		
				Total			Motivo											
							Típico			Trajeto			Doença do Trabalho					
	2013	2014	2015	2013	2014	2015	2013	2014	2015	2013	2014	2015	2013	2014	2015	2013	2014	2015
3250	6	6	7	4	6	7	2	4	3	2	2	4	–	–	–	2	–	–
3291	2	4	1	2	2	–	1	2	–	1	–	–	–	–	–	–	2	1
3292	–	1	1	–	1	1	–	–	1	–	1	–	–	–	–	–	–	–
3299	21	26	27	18	26	27	15	20	16	3	5	11	–	1	–	3	–	–
3311	8	7	5	6	7	5	5	4	5	1	2	–	–	1	–	2	–	–
3312	1	3	–	1	3	–	1	2	–	–	1	–	–	–	–	–	–	–
3313	4	4	5	4	4	5	3	3	4	1	1	1	–	–	–	–	–	–
3314	29	15	18	27	15	18	17	12	12	10	2	6	–	1	–	2	–	–
3316	2	4	1	1	4	1	–	4	–	1	–	1	–	–	–	1	–	–
3319	2	–	6	1	–	6	–	–	6	1	–	–	–	–	–	1	–	–
3321	9	7	15	8	7	15	7	7	13	1	–	2	–	–	–	1	–	–
3329	7	6	2	6	6	2	3	5	1	3	1	–	–	–	1	1	–	–
3511	38	26	24	38	22	23	32	19	17	6	3	5	–	–	1	–	4	1
3512	3	2	3	3	1	3	2	1	3	1	–	–	–	–	–	–	1	–
3513	4	–	–	4	–	–	2	–	–	2	–	–	–	–	–	–	–	–
3514	61	40	37	59	40	37	51	33	28	7	7	9	1	–	–	2	–	–
3600	54	18	13	36	18	13	21	8	5	13	9	8	2	1	–	18	–	–
3701	–	9	16	–	9	16	–	5	10	–	4	6	–	–	–	–	–	–
3702	37	17	25	32	17	25	25	16	21	6	1	4	1	–	–	5	–	–
3811	235	199	151	203	199	151	120	127	95	83	72	54	–	–	2	32	–	–
3812	4	3	1	4	3	1	4	3	1	–	–	–	–	–	–	–	–	–
3821	5	1	1	5	1	1	4	1	1	1	–	–	–	–	–	–	–	–
3822	5	1	1	4	1	1	3	1	–	1	–	1	–	–	–	1	–	–
3831	22	15	12	17	15	12	15	13	10	2	2	2	–	–	–	5	–	–
3832	4	9	11	3	9	11	2	6	8	1	3	3	–	–	–	1	–	–
3839	7	12	21	6	12	21	5	9	10	1	3	10	–	–	1	1	–	–
3900	1	1	1	1	1	1	1	–	1	–	–	–	–	1	–	–	–	–
4110	171	168	155	150	168	155	105	124	113	43	44	42	2	–	–	21	–	–
4120	528	465	338	465	464	337	342	345	248	115	113	85	8	6	4	63	1	1
4211	192	178	92	162	178	92	147	154	81	14	23	11	1	1	–	30	–	–
4212	52	53	18	49	53	18	42	42	16	7	11	2	–	–	–	3	–	–
4213	2	3	1	2	3	1	1	–	1	1	3	–	–	–	–	–	–	–
4221	144	191	170	136	166	153	120	141	122	16	23	31	–	2	–	8	25	17
4222	41	27	23	37	27	23	29	20	17	8	7	6	–	–	–	4	–	–
4223	–	21	8	–	–	–	–	–	–	–	–	–	–	–	–	–	21	8
4292	49	27	29	43	27	29	36	21	24	7	6	5	–	–	–	6	–	–
4299	71	47	35	62	47	35	52	33	28	9	14	7	1	–	–	9	–	–
4311	4	3	–	2	3	–	1	3	–	1	–	–	–	–	–	2	–	–
4312	8	2	2	8	2	2	4	2	2	4	–	–	–	–	–	–	–	–
4313	37	57	36	29	57	36	22	37	27	7	16	8	–	4	1	8	–	–
4319	7	8	15	6	8	15	5	7	13	–	1	2	1	–	–	1	–	–
4321	29	35	26	24	35	26	18	19	18	6	15	8	–	1	–	5	–	–
4322	13	16	16	10	16	16	5	10	9	4	6	7	1	–	–	3	–	–
4329	23	21	27	21	21	27	16	8	22	5	12	4	–	1	1	2	–	–
4330	37	38	28	26	38	28	14	23	18	8	11	10	4	4	–	11	–	–
4391	11	6	6	9	6	6	6	6	5	3	–	1	–	–	–	2	–	–
4399	90	67	62	78	67	62	53	42	48	24	25	13	1	–	1	12	–	–
4511	91	73	63	82	73	63	43	35	31	37	38	32	2	–	–	9	–	–
4512	1	–	1	1	–	1	1	–	1	–	–	–	–	–	–	–	–	–
4520	79	77	61	61	77	61	42	49	39	19	27	19	–	1	3	18	–	–
4530	194	201	138	164	201	138	93	101	73	69	95	63	2	5	2	30	–	–
4541	40	28	27	33	28	26	14	12	9	19	16	17	–	–	–	7	–	1
4543	2	–	2	1	–	–	–	–	–	1	–	–	–	–	–	1	–	2
4611	–	2	–	–	2	–	–	–	–	–	2	–	–	–	–	–	–	–
4614	1	–	–	–	–	–	–	–	–	–	–	–	–	–	–	1	–	–
4617	2	–	–	2	–	–	–	–	–	2	–	–	–	–	–	–	–	–
4618	1	1	–	1	1	–	–	–	–	1	1	–	–	–	–	–	–	–
4619	1	1	–	1	1	–	–	1	–	1	–	–	–	–	–	–	–	–
4622	2	–	3	2	–	3	2	–	3	–	–	–	–	–	–	–	–	–
4623	60	23	12	52	23	12	46	17	7	5	6	5	1	–	–	8	–	–
4631	7	5	8	6	5	8	2	1	5	4	4	3	–	–	–	1	–	–
4632	11	5	14	11	5	14	8	4	10	3	1	4	–	–	–	–	–	–
4633	12	12	10	12	12	10	6	6	6	6	5	4	–	1	–	–	–	–
4634	11	13	13	11	13	13	6	7	8	5	6	5	–	–	–	–	–	–
4635	82	107	72	73	107	72	36	65	49	37	42	23	–	–	–	9	–	–
4636	2	3	3	2	3	3	2	1	1	–	2	2	–	–	–	–	–	–
4637	12	10	15	9	10	15	5	6	5	2	4	10	2	–	–	3	–	–
4639	40	36	49	31	36	49	21	24	30	10	12	19	–	–	–	9	–	–
4641	5	11	8	5	11	8	2	6	4	3	5	4	–	–	–	–	–	–
4642	12	16	32	10	16	32	3	5	22	7	11	9	–	–	1	2	–	–
4643	2	–	1	2	–	1	1	–	–	1	–	1	–	–	–	–	–	–
4644	25	29	40	20	29	40	7	17	17	13	12	23	–	–	–	5	–	–
4645	4	9	7	4	9	7	1	2	3	3	7	4	–	–	–	–	–	–
4646	15	47	43	11	47	43	4	28	26	7	19	17	–	–	–	4	–	–
4647	4	5	2	3	5	2	2	3	–	1	2	2	–	–	–	1	–	–
4649	22	28	19	21	28	19	14	19	11	7	9	8	–	–	–	1	–	–
4651	2	–	–	2	–	–	–	–	–	2	–	–	–	–	–	–	–	–
4652	2	–	–	2	–	–	–	–	–	2	–	–	–	–	–	–	–	–

Capítulo 27 - Goiás

27.1 - Quantidade de acidentes do trabalho, por situação do registro e motivo, segundo a Classificação Nacional de Atividades Econômicas (CNAE), no estado de Goiás - 2013/2015

(continuação)

CNAE	QUANTIDADE DE ACIDENTES DO TRABALHO																	
	Total			Com CAT Registrada												Sem CAT Registrada		
				Total			Motivo											
							Típico			Trajeto			Doença do Trabalho					
	2013	2014	2015	2013	2014	2015	2013	2014	2015	2013	2014	2015	2013	2014	2015	2013	2014	2015
4661	16	15	9	12	15	9	8	10	4	4	5	5	–	–	–	4	–	–
4662	5	4	8	5	4	8	3	4	8	2	–	–	–	–	–	–	–	–
4663	5	4	5	4	4	5	2	2	3	2	2	2	–	–	–	1	–	–
4664	2	1	1	2	1	1	–	1	1	2	–	–	–	–	–	–	–	–
4665	5	5	2	4	5	2	3	5	–	1	–	2	–	–	–	1	–	–
4669	21	15	11	20	15	11	16	10	5	4	4	6	–	1	–	1	–	–
4671	6	6	4	6	6	4	3	4	3	3	2	1	–	–	–	–	–	–
4672	13	13	2	11	13	2	8	8	2	3	5	–	–	–	–	2	–	–
4673	6	3	4	5	3	4	2	3	3	3	–	1	–	–	–	1	–	–
4674	2	–	1	1	–	1	–	–	1	1	–	–	–	–	–	1	–	–
4679	15	15	16	14	15	16	8	11	6	5	4	9	1	–	1	1	–	–
4681	2	8	4	2	8	4	2	6	1	–	2	3	–	–	–	–	–	–
4682	20	29	27	17	29	27	13	20	19	4	7	7	–	2	1	3	–	–
4683	4	4	7	3	4	7	–	2	1	3	2	6	–	–	–	1	–	–
4684	4	–	–	4	–	–	4	–	–	–	–	–	–	–	–	–	–	–
4685	2	–	3	1	–	3	–	–	1	1	–	2	–	–	–	1	–	–
4686	7	4	2	6	4	2	6	2	2	–	2	–	–	–	–	1	–	–
4687	24	9	11	22	9	11	18	8	10	4	1	1	–	–	–	2	–	–
4689	19	17	20	16	17	20	9	11	14	7	6	6	–	–	–	3	–	–
4691	9	8	10	7	8	10	5	3	8	1	5	2	1	–	–	2	–	–
4692	8	6	7	5	6	7	3	4	4	2	2	3	–	–	–	3	–	–
4693	32	21	18	30	21	18	24	14	8	6	6	10	–	1	–	2	–	–
4711	345	292	307	294	292	307	209	205	219	78	85	85	7	2	3	51	–	–
4712	46	38	37	30	38	37	15	28	22	10	8	13	5	2	2	16	–	–
4713	38	28	17	34	28	17	9	10	12	25	18	5	–	–	–	4	–	–
4721	33	26	15	27	26	15	14	13	6	13	13	8	–	–	1	6	–	–
4722	27	23	14	21	23	14	14	14	10	4	7	4	3	2	–	6	–	–
4723	23	13	21	22	13	21	9	10	13	12	3	8	1	–	–	1	–	–
4724	4	10	3	2	10	3	–	5	2	2	5	1	–	–	–	2	–	–
4729	24	21	25	22	21	25	14	9	11	7	12	14	1	–	–	2	–	–
4731	72	75	89	56	75	89	23	43	41	33	31	48	–	1	–	16	–	–
4732	–	1	1	–	1	1	–	–	1	–	1	–	–	–	–	–	–	–
4741	11	11	11	10	11	11	3	3	6	7	8	5	–	–	–	1	–	–
4742	16	16	15	16	16	15	12	9	9	4	7	6	–	–	–	–	–	–
4743	11	13	7	10	13	7	8	8	4	2	5	3	–	–	–	1	–	–
4744	224	179	140	180	179	140	107	96	91	63	80	42	10	3	7	44	–	–
4751	25	17	20	24	17	20	13	6	7	10	11	13	1	–	–	1	–	–
4752	10	5	13	8	5	13	2	2	–	6	3	13	–	–	–	2	–	–
4753	66	79	52	57	79	52	24	47	26	33	32	25	–	–	1	9	–	–
4754	34	23	33	31	23	33	15	11	15	15	12	18	1	–	–	3	–	–
4755	16	16	17	11	16	17	6	5	5	5	9	11	–	2	1	5	–	–
4756	1	–	1	1	–	1	–	–	1	1	–	–	–	–	–	–	–	–
4757	5	8	7	3	8	7	1	4	4	2	4	3	–	–	–	2	–	–
4759	13	12	12	12	12	12	9	8	4	3	4	8	–	–	–	1	–	–
4761	7	4	4	6	4	4	3	3	1	3	1	3	–	–	–	1	–	–
4763	17	13	5	15	13	5	4	5	–	11	7	5	–	1	–	2	–	–
4771	129	87	86	108	87	86	43	45	36	61	42	49	4	–	1	21	–	–
4772	9	4	12	7	4	12	3	2	3	4	2	9	–	–	–	2	–	–
4773	9	4	4	8	4	4	2	–	1	6	4	3	–	–	–	1	–	–
4774	4	–	2	3	–	2	–	–	1	3	–	1	–	–	–	1	–	–
4781	73	61	47	62	61	47	18	24	24	43	34	23	1	3	–	11	–	–
4782	23	28	33	21	28	33	10	11	13	11	16	19	–	1	1	2	–	–
4783	6	3	5	6	3	5	4	1	1	2	2	3	–	–	1	–	–	–
4784	36	16	24	29	16	24	19	9	11	8	7	13	2	–	–	7	–	–
4785	–	–	1	–	–	1	–	–	–	–	–	1	–	–	–	–	–	–
4789	84	70	63	68	70	63	40	34	30	26	34	33	2	2	–	16	–	–
4911	–	5	1	–	5	1	–	3	1	–	2	–	–	–	–	–	–	–
4921	209	154	132	174	154	132	90	73	64	84	80	66	–	1	2	35	–	–
4922	41	47	22	31	47	22	19	26	18	12	20	4	–	1	–	10	–	–
4923	31	49	24	30	49	24	11	19	4	19	30	20	–	–	–	1	–	–
4924	–	1	1	–	1	1	–	–	1	–	1	–	–	–	–	–	–	–
4929	17	10	15	11	10	15	7	5	8	3	5	6	1	–	1	6	–	–
4930	382	347	303	307	347	301	204	231	211	97	107	85	6	9	5	75	–	2
4940	–	3	2	–	3	2	–	3	1	–	–	1	–	–	–	–	–	–
5021	–	3	1	–	3	1	–	3	1	–	–	–	–	–	–	–	–	–
5030	–	1	–	–	–	–	–	–	–	–	–	–	–	–	–	–	1	–
5111	8	17	27	8	7	6	3	2	1	5	5	5	–	–	–	–	10	21
5112	1	1	1	1	1	1	–	1	–	–	–	1	1	–	–	–	–	–
5120	1	1	–	1	1	–	1	–	–	–	1	–	–	–	–	–	–	–
5211	49	41	30	38	40	30	32	32	23	6	8	7	–	–	–	11	1	–
5212	18	20	8	15	6	4	6	6	2	9	–	2	–	–	–	3	14	4
5221	–	–	18	–	–	17	–	–	16	–	–	1	–	–	–	–	–	1
5223	1	5	6	1	5	6	–	2	–	1	3	6	–	–	–	–	–	–
5229	20	14	12	15	13	12	9	4	5	6	9	7	–	–	–	5	1	–
5240	11	13	13	11	13	13	5	10	10	6	3	3	–	–	–	–	–	–
5250	10	8	3	10	8	3	7	4	–	3	4	3	–	–	–	–	–	–
5310	230	189	160	210	189	160	171	161	137	33	23	14	6	5	9	20	–	–
5320	40	27	24	37	27	24	17	14	15	20	13	9	–	–	–	3	–	–

Capítulo 27 - Goiás

27.1 - Quantidade de acidentes do trabalho, por situação do registro e motivo, segundo a Classificação Nacional de Atividades Econômicas (CNAE), no estado de Goiás - 2013/2015

(continuação)

CNAE	QUANTIDADE DE ACIDENTES DO TRABALHO																	
	Total			Com CAT Registrada												Sem CAT Registrada		
				Total			Motivo											
							Típico			Trajeto			Doença do Trabalho					
	2013	2014	2015	2013	2014	2015	2013	2014	2015	2013	2014	2015	2013	2014	2015	2013	2014	2015
5510	108	103	124	91	103	124	62	64	76	28	39	48	1	–	–	17	–	–
5590	1	1	–	–	1	–	–	1	–	–	–	–	–	–	–	1	–	–
5611	251	207	238	209	207	238	110	109	126	96	93	109	3	5	3	42	–	–
5612	–	1	1	–	1	1	–	1	1	–	–	–	–	–	–	–	–	–
5620	81	54	71	64	54	71	42	48	50	22	6	21	–	–	–	17	–	–
5811	1	–	1	1	–	1	–	–	–	1	–	1	–	–	–	–	–	–
5812	2	–	–	2	–	–	2	–	–	–	–	–	–	–	–	–	–	–
5819	1	–	–	1	–	–	–	–	–	1	–	–	–	–	–	–	–	–
5822	3	6	2	3	6	2	2	5	1	1	1	1	–	–	–	–	–	–
5829	6	3	4	4	3	4	1	2	4	3	1	–	–	–	–	2	–	–
5911	–	1	1	–	1	1	–	1	–	–	–	1	–	–	–	–	–	–
5914	1	–	1	1	–	1	1	–	1	–	–	–	–	–	–	–	–	–
6010	1	–	1	–	–	–	–	–	–	–	–	–	–	–	–	1	–	1
6021	7	12	21	7	12	20	6	7	11	1	4	9	–	1	–	–	–	1
6110	21	19	15	17	19	15	10	14	13	7	5	1	–	–	1	4	–	–
6120	3	–	6	3	–	6	2	–	4	1	–	2	–	–	–	–	–	–
6130	–	–	1	–	–	1	–	–	1	–	–	–	–	–	–	–	–	–
6141	4	4	1	4	4	1	2	2	1	2	2	–	–	–	–	–	–	–
6143	1	–	–	1	–	–	1	–	–	–	–	–	–	–	–	–	–	–
6190	1	1	3	1	1	3	1	1	1	–	–	2	–	–	–	–	–	–
6201	2	18	11	2	3	3	–	2	1	2	1	2	–	–	–	–	15	8
6202	4	4	3	4	4	3	–	2	1	4	2	2	–	–	–	–	–	–
6203	1	–	1	–	–	1	–	–	–	–	–	1	–	–	–	1	–	–
6204	23	4	7	23	4	7	17	1	3	6	3	4	–	–	–	–	–	–
6209	11	5	5	7	5	5	3	2	1	4	3	4	–	–	–	4	–	–
6311	8	6	7	6	4	5	–	1	1	6	3	4	–	–	–	2	2	2
6399	4	2	3	3	2	3	1	–	1	2	2	2	–	–	–	1	–	–
6421	8	3	1	2	3	1	1	1	1	–	–	–	1	2	–	6	–	–
6422	86	54	45	54	54	45	44	24	14	2	6	5	8	24	26	32	–	–
6423	26	13	6	9	13	6	4	6	2	5	7	2	–	–	2	17	–	–
6424	2	2	5	2	2	5	1	–	1	1	2	3	–	–	1	–	–	–
6431	1	–	–	1	–	–	1	–	–	–	–	–	–	–	–	–	–	–
6434	–	1	–	–	1	–	–	–	–	–	1	–	–	–	–	–	–	–
6435	–	–	1	–	–	–	–	–	–	–	–	–	–	–	–	–	–	1
6436	–	–	1	–	–	1	–	–	1	–	–	–	–	–	–	–	–	–
6440	3	1	4	3	1	4	3	1	3	–	–	1	–	–	–	–	–	–
6462	12	14	10	11	14	10	5	8	1	6	6	9	–	–	–	1	–	–
6463	3	3	4	3	3	4	2	3	3	1	–	1	–	–	–	–	–	–
6491	–	1	–	–	1	–	–	1	–	–	–	–	–	–	–	–	–	–
6493	2	1	–	1	1	–	1	–	–	–	1	–	–	–	–	1	–	–
6512	–	1	–	–	1	–	–	–	–	–	1	–	–	–	–	–	–	–
6541	1	3	1	1	3	1	–	–	1	1	3	–	–	–	–	–	–	–
6550	4	11	14	3	11	14	1	6	6	2	5	8	–	–	–	1	–	–
6612	2	1	–	2	1	–	–	–	–	2	1	–	–	–	–	–	–	–
6613	–	3	1	–	1	–	–	1	–	–	–	–	–	–	–	–	2	1
6619	1	3	–	1	3	–	–	1	–	1	2	–	–	–	–	–	–	–
6622	2	2	8	2	2	8	1	1	2	1	1	6	–	–	–	–	–	–
6629	1	1	–	1	1	–	–	1	–	1	–	–	–	–	–	–	–	–
6630	–	4	4	–	–	1	–	–	–	–	–	1	–	–	–	–	4	3
6810	10	39	14	7	39	14	5	36	7	2	2	7	–	1	–	3	–	–
6821	7	4	6	6	4	6	2	1	4	4	3	2	–	–	–	1	–	–
6822	10	14	10	9	14	10	3	9	6	5	5	4	1	–	–	1	–	–
6911	3	2	4	2	2	4	1	1	2	1	1	2	–	–	–	1	–	–
6912	6	1	2	4	1	2	1	–	1	3	1	1	–	–	–	2	–	–
6920	40	46	41	33	46	41	13	17	12	18	28	29	2	1	–	7	–	–
7010	1	–	–	1	–	–	1	–	–	–	–	–	–	–	–	–	–	–
7020	5	5	11	4	5	11	–	2	3	4	3	8	–	–	–	1	–	–
7111	1	1	1	1	1	1	1	1	–	–	–	1	–	–	–	–	–	–
7112	65	62	52	55	62	52	38	37	41	17	25	10	–	–	1	10	–	–
7119	14	6	4	11	6	4	8	5	4	3	1	–	–	–	–	3	–	–
7120	4	6	5	3	6	5	1	4	4	2	2	1	–	–	–	1	–	–
7210	10	16	8	9	16	8	7	9	8	2	7	–	–	–	–	1	–	–
7220	–	–	1	–	–	–	–	–	–	–	–	–	–	–	–	–	–	1
7311	–	1	3	–	1	–	–	–	–	–	1	–	–	–	–	–	–	3
7312	3	6	2	2	6	2	1	2	1	1	4	1	–	–	–	1	–	–
7319	11	6	4	10	6	4	4	3	1	6	3	3	–	–	–	1	–	–
7320	1	5	1	1	2	1	1	1	–	–	1	1	–	–	–	–	3	–
7410	1	–	1	–	–	1	–	–	–	–	–	1	–	–	–	1	–	–
7420	1	2	6	–	2	1	–	2	–	–	–	1	–	–	–	1	–	5
7490	8	9	8	6	9	8	3	4	5	3	5	3	–	–	–	2	–	–
7500	–	3	–	–	3	–	–	3	–	–	–	–	–	–	–	–	–	–
7711	8	2	7	6	2	7	1	1	4	5	1	3	–	–	–	2	–	–
7719	4	8	7	4	8	7	2	7	5	2	1	2	–	–	–	–	–	–
7721	–	–	1	–	–	1	–	–	–	–	–	1	–	–	–	–	–	–
7722	–	1	–	–	1	–	–	1	–	–	–	–	–	–	–	–	–	–
7729	–	1	1	–	1	1	–	1	–	–	–	1	–	–	–	–	–	–
7731	7	3	2	5	3	2	3	2	2	1	1	–	1	–	–	2	–	–
7732	26	19	7	23	19	7	16	15	5	7	4	2	–	–	–	3	–	–

Capítulo 27 - Goiás

27.1 - Quantidade de acidentes do trabalho, por situação do registro e motivo, segundo a Classificação Nacional de Atividades Econômicas (CNAE), no estado de Goiás - 2013/2015

(conclusão)

CNAE	QUANTIDADE DE ACIDENTES DO TRABALHO																	
	Total			Com CAT Registrada												Sem CAT Registrada		
				Total			Motivo											
							Típico			Trajeto			Doença do Trabalho					
	2013	2014	2015	2013	2014	2015	2013	2014	2015	2013	2014	2015	2013	2014	2015	2013	2014	2015
7733	1	1	2	1	1	1	–	1	–	1	–	1	–	–	–	–	–	1
7739	11	9	11	7	9	11	6	5	9	1	3	2	–	1	–	4	–	–
7810	4	5	9	4	5	9	1	–	5	3	5	4	–	–	–	–	–	–
7820	47	53	76	45	53	76	24	39	59	21	14	16	–	–	1	2	–	–
7830	11	4	4	9	4	4	5	1	3	4	3	1	–	–	–	2	–	–
7911	4	3	2	1	3	2	1	1	–	–	2	1	–	–	1	3	–	–
7990	6	1	1	5	1	1	3	1	–	2	–	1	–	–	–	1	–	–
8011	127	133	90	115	132	90	34	42	21	80	89	68	1	1	1	12	1	–
8012	50	54	49	48	51	47	17	36	32	31	15	15	–	–	–	2	3	2
8020	15	11	16	12	11	16	3	7	12	9	4	4	–	–	–	3	–	–
8030	–	–	6	–	–	–	–	–	–	–	–	–	–	–	–	–	–	6
8111	19	14	11	12	14	11	5	3	4	7	11	7	–	–	–	7	–	–
8112	101	68	65	86	68	65	49	44	39	35	24	26	2	–	–	15	–	–
8121	203	118	112	138	118	112	68	58	46	68	60	64	2	–	2	65	–	–
8122	7	10	1	3	10	1	–	3	1	3	7	–	–	–	–	4	–	–
8129	35	33	29	21	33	29	12	10	11	9	13	12	–	10	6	14	–	–
8130	8	7	4	7	4	3	6	3	2	1	1	1	–	–	–	1	3	1
8211	39	33	30	32	32	30	16	17	16	15	15	14	1	–	–	7	1	–
8219	17	19	15	16	19	15	3	7	3	12	12	12	1	–	–	1	–	–
8220	229	148	156	201	148	155	64	30	30	132	115	124	5	3	1	28	–	1
8230	7	6	5	6	6	5	5	3	2	1	3	3	–	–	–	1	–	–
8291	7	8	7	7	8	4	–	1	2	7	6	2	–	1	–	–	–	3
8292	3	–	–	3	–	–	3	–	–	–	–	–	–	–	–	–	–	–
8299	129	110	70	123	110	70	71	70	46	52	38	23	–	2	1	6	–	–
8411	156	81	81	81	81	81	61	55	56	19	26	25	1	–	–	75	–	–
8412	2	–	–	2	–	–	2	–	–	–	–	–	–	–	–	–	–	–
8413	–	3	–	–	3	–	–	3	–	–	–	–	–	–	–	–	–	–
8423	5	8	3	–	8	3	–	6	2	–	2	1	–	–	–	5	–	–
8424	4	9	10	3	9	10	–	4	7	3	5	3	–	–	–	1	–	–
8430	1	1	2	1	1	2	1	–	1	–	1	1	–	–	–	–	–	–
8511	4	42	45	3	4	5	2	–	3	1	4	2	–	–	–	1	38	40
8512	17	11	14	11	11	14	8	6	6	3	5	7	–	–	1	6	–	–
8513	26	21	25	17	21	25	7	15	12	8	6	13	2	–	–	9	–	–
8520	18	22	9	10	22	9	6	7	5	4	14	4	–	1	–	8	–	–
8531	18	19	19	14	16	16	11	12	8	3	4	8	–	–	–	4	3	3
8532	22	17	24	20	16	24	15	11	10	5	5	14	–	–	–	2	1	–
8541	1	2	4	1	2	4	–	1	3	1	1	1	–	–	–	–	–	–
8542	1	1	3	1	1	2	1	1	2	–	–	–	–	–	–	–	–	1
8550	2	2	3	2	2	3	1	1	2	1	1	1	–	–	–	–	–	–
8591	1	–	–	1	–	–	1	–	–	–	–	–	–	–	–	–	–	–
8592	–	1	–	–	1	–	–	–	–	–	1	–	–	–	–	–	–	–
8593	1	2	4	1	2	4	–	–	2	1	2	2	–	–	–	–	–	–
8599	45	47	54	42	47	54	24	21	24	18	26	30	–	–	–	3	–	–
8610	942	939	1.050	889	939	1.050	720	758	877	165	174	165	4	7	8	53	–	–
8630	65	103	67	63	103	67	43	69	49	20	33	17	–	1	1	2	–	–
8640	90	98	104	81	98	104	56	64	53	24	34	51	1	–	–	9	–	–
8650	8	7	6	6	7	6	2	5	3	4	2	3	–	–	–	2	–	–
8660	41	22	6	41	22	6	40	14	4	1	8	2	–	–	–	–	–	–
8690	12	5	8	9	5	8	6	4	5	3	1	3	–	–	–	3	–	–
8711	3	–	5	3	–	5	2	–	2	1	–	3	–	–	–	–	–	–
8720	11	9	9	10	9	9	8	4	7	1	5	1	1	–	1	1	–	–
8730	4	3	1	1	3	1	1	–	1	–	3	–	–	–	–	3	–	–
8800	130	145	123	126	145	123	91	102	86	35	43	36	–	–	1	4	–	–
9001	1	5	2	1	5	2	1	3	2	–	1	–	–	1	–	–	–	–
9311	1	–	–	1	–	–	1	–	–	–	–	–	–	–	–	–	–	–
9312	18	11	9	15	11	9	11	8	6	4	3	3	–	–	–	3	–	–
9313	8	8	8	6	8	8	3	6	5	3	2	3	–	–	–	2	–	–
9319	1	1	–	1	1	–	1	1	–	–	–	–	–	–	–	–	–	–
9321	5	11	6	5	11	6	4	9	2	1	2	3	–	–	1	–	–	–
9329	2	2	1	1	2	1	–	2	–	1	–	1	–	–	–	1	–	–
9411	1	4	3	1	4	3	–	1	1	1	3	2	–	–	–	–	–	–
9412	13	7	16	12	7	16	3	3	5	9	4	11	–	–	–	1	–	–
9420	21	20	20	15	20	20	7	14	14	6	6	6	2	–	–	6	–	–
9430	83	85	121	72	85	121	52	58	83	19	26	38	1	1	–	11	–	–
9491	19	16	18	16	16	18	8	11	10	8	5	8	–	–	–	3	–	–
9492	–	–	2	–	–	1	–	–	–	–	–	1	–	–	–	–	–	1
9493	2	1	–	2	1	–	2	1	–	–	–	–	–	–	–	–	–	–
9499	39	73	100	36	73	100	24	55	75	11	18	25	1	–	–	3	–	–
9511	6	9	6	6	9	6	2	3	3	4	6	2	–	–	1	–	–	–
9512	4	1	1	4	1	1	3	1	–	1	–	1	–	–	–	–	–	–
9521	5	4	2	3	4	2	–	2	–	3	2	2	–	–	–	2	–	–
9529	4	4	7	1	4	7	–	2	2	1	2	5	–	–	–	3	–	–
9601	14	8	8	10	8	8	7	7	6	2	1	2	1	–	–	4	–	–
9602	6	6	4	5	6	4	2	3	1	2	3	2	1	–	1	1	–	–
9603	14	19	14	11	19	14	3	6	9	8	13	5	–	–	–	3	–	–
9609	9	6	6	9	6	6	2	4	1	7	2	5	–	–	–	–	–	–
9700	2	1	3	2	1	3	1	1	1	1	–	2	–	–	–	–	–	–
Ignorado	348	2.044	1.678	155	144	176	122	122	141	28	18	32	5	4	3	193	1.900	1.502

Fonte: DATAPREV, CAT, SUB.
Nota: Os dados são preliminares, estando sujeitos a correções.

Capítulo 27 - Goiás

27.2 - Quantidade de acidentes do trabalho, por situação do registro e motivo, segundo os grupos de idade e sexo, no estado de Goiás - 2013/2015

GRUPOS DE IDADE E SEXO	QUANTIDADE DE ACIDENTES DO TRABALHO																	
	Total			Com CAT Registrada												Sem CAT Registrada		
				Total			Motivo											
							Típico			Trajeto			Doença do Trabalho					
	2013	2014	2015	2013	2014	2015	2013	2014	2015	2013	2014	2015	2013	2014	2015	2013	2014	2015
TOTAL	**17.262**	**17.263**	**15.495**	**14.881**	**15.060**	**13.712**	**10.949**	**11.096**	**10.047**	**3.708**	**3.742**	**3.469**	**224**	**222**	**196**	**2.381**	**2.203**	**1.783**
Masculino	**12.908**	**12.780**	**11.198**	**11.263**	**11.238**	**9.944**	**8.548**	**8.512**	**7.559**	**2.587**	**2.592**	**2.280**	**128**	**134**	**105**	**1.645**	**1.542**	**1.254**
Feminino	**4.354**	**4.481**	**4.297**	**3.618**	**3.820**	**3.768**	**2.401**	**2.582**	**2.488**	**1.121**	**1.150**	**1.189**	**96**	**88**	**91**	**736**	**661**	**529**
Ignorado	**–**	**2**	**–**	**–**	**2**	**–**	**–**	**2**	**–**	**–**	**–**	**–**	**–**	**–**	**–**	**–**	**–**	**–**
Até 19 anos	746	712	581	681	661	541	512	475	380	165	182	158	4	4	3	65	51	40
Masculino	605	566	469	551	521	438	424	379	320	124	139	115	3	3	3	54	45	31
Feminino	141	146	112	130	140	103	88	96	60	41	43	43	1	1	–	11	6	9
Ignorado	–	–	–	–	–	–	–	–	–	–	–	–	–	–	–	–	–	–
20 a 24 anos	2.949	2.901	2.605	2.702	2.663	2.398	1.970	1.950	1.738	713	690	644	19	23	16	247	238	207
Masculino	2.323	2.232	1.976	2.142	2.056	1.819	1.620	1.578	1.394	511	463	418	11	15	7	181	176	157
Feminino	626	668	629	560	606	579	350	371	344	202	227	226	8	8	9	66	62	50
Ignorado	–	1	–	–	1	–	–	1	–	–	–	–	–	–	–	–	–	–
25 a 29 anos	3.033	3.189	2.788	2.723	2.890	2.547	1.973	2.099	1.825	715	758	705	35	33	17	310	299	241
Masculino	2.244	2.337	2.025	2.020	2.130	1.852	1.533	1.610	1.388	469	506	455	18	14	9	224	207	173
Feminino	789	851	763	703	759	695	440	488	437	246	252	250	17	19	8	86	92	68
Ignorado	–	1	–	–	1	–	–	1	–	–	–	–	–	–	–	–	–	–
30 a 34 anos	2.979	2.838	2.604	2.585	2.522	2.365	1.858	1.834	1.738	683	653	594	44	35	33	394	316	239
Masculino	2.176	2.102	1.883	1.914	1.886	1.712	1.426	1.406	1.319	469	455	376	19	25	17	262	216	171
Feminino	803	736	721	671	636	653	432	428	419	214	198	218	25	10	16	132	100	68
Ignorado	–	–	–	–	–	–	–	–	–	–	–	–	–	–	–	–	–	–
35 a 39 anos	2.332	2.324	2.086	1.988	1.979	1.844	1.452	1.464	1.349	504	487	461	32	28	34	344	345	242
Masculino	1.651	1.642	1.448	1.428	1.407	1.276	1.071	1.052	957	340	336	305	17	19	14	223	235	172
Feminino	681	682	638	560	572	568	381	412	392	164	151	156	15	9	20	121	110	70
Ignorado	–	–	–	–	–	–	–	–	–	–	–	–	–	–	–	–	–	–
40 a 44 anos	1.809	1.789	1.612	1.514	1.495	1.396	1.149	1.129	1.038	337	338	328	28	28	30	295	294	216
Masculino	1.298	1.275	1.098	1.117	1.078	955	874	825	722	224	240	216	19	13	17	181	197	143
Feminino	511	514	514	397	417	441	275	304	316	113	98	112	9	15	13	114	97	73
Ignorado	–	–	–	–	–	–	–	–	–	–	–	–	–	–	–	–	–	–
45 a 49 anos	1.398	1.488	1.297	1.119	1.241	1.080	859	918	822	235	293	232	25	30	26	279	247	217
Masculino	1.014	1.067	850	822	907	713	629	679	561	176	210	140	17	18	12	192	160	137
Feminino	384	421	447	297	334	367	230	239	261	59	83	92	8	12	14	87	87	80
Ignorado	–	–	–	–	–	–	–	–	–	–	–	–	–	–	–	–	–	–
50 a 54 anos	992	1.024	970	772	826	790	580	629	598	174	176	173	18	21	19	220	198	180
Masculino	762	742	695	609	613	577	470	479	445	129	121	120	10	13	12	153	129	118
Feminino	230	282	275	163	213	213	110	150	153	45	55	53	8	8	7	67	69	62
Ignorado	–	–	–	–	–	–	–	–	–	–	–	–	–	–	–	–	–	–
55 a 59 anos	677	615	601	521	484	469	383	367	341	126	102	116	12	15	12	156	131	132
Masculino	530	483	458	419	381	363	310	303	271	100	69	83	9	9	9	111	102	95
Feminino	147	132	143	102	103	106	73	64	70	26	33	33	3	6	3	45	29	37
Ignorado	–	–	–	–	–	–	–	–	–	–	–	–	–	–	–	–	–	–
60 a 64 anos	282	302	269	219	232	205	168	185	164	46	42	36	5	5	5	63	70	64
Masculino	251	269	224	192	206	171	152	164	135	37	37	32	3	5	4	59	63	53
Feminino	31	33	45	27	26	34	16	21	29	9	5	4	2	–	1	4	7	11
Ignorado	–	–	–	–	–	–	–	–	–	–	–	–	–	–	–	–	–	–
65 a 69 anos	51	60	65	43	49	60	34	32	45	8	17	14	1	–	1	8	11	5
Masculino	42	50	57	37	40	53	29	26	40	7	14	12	1	–	1	5	10	4
Feminino	9	10	8	6	9	7	5	6	5	1	3	2	–	–	–	3	1	1
Ignorado	–	–	–	–	–	–	–	–	–	–	–	–	–	–	–	–	–	–
70 anos e mais	11	18	16	11	15	16	9	11	8	1	4	8	1	–	–	–	3	–
Masculino	9	14	15	9	12	15	8	10	7	–	2	8	1	–	–	–	2	–
Feminino	2	4	1	2	3	1	1	1	1	1	2	–	–	–	–	–	1	–
Ignorado	–	–	–	–	–	–	–	–	–	–	–	–	–	–	–	–	–	–
Ignorada	3	3	1	3	3	1	2	3	1	1	–	–	–	–	–	–	–	–
Masculino	3	1	–	3	1	–	2	1	–	1	–	–	–	–	–	–	–	–
Feminino	–	2	1	–	2	1	–	2	1	–	–	–	–	–	–	–	–	–
Ignorado	–	–	–	–	–	–	–	–	–	–	–	–	–	–	–	–	–	–

Fonte: DATAPREV, CAT, SUB.
Nota: Os dados são preliminares, estando sujeitos a correções.

Capítulo 27 - Goiás

27.3 - Quantidade mensal de acidentes do trabalho, por situação do registro e motivo, no estado de Goiás - 2013/2015

MESES	QUANTIDADE DE ACIDENTES DO TRABALHO																	
	Total			Com CAT Registrada												Sem CAT Registrada		
				Total			Motivo											
							Típico			Trajeto			Doença do Trabalho					
	2013	2014	2015	2013	2014	2015	2013	2014	2015	2013	2014	2015	2013	2014	2015	2013	2014	2015
TOTAL	**17.262**	**17.263**	**15.495**	**14.881**	**15.060**	**13.712**	**10.949**	**11.096**	**10.047**	**3.708**	**3.742**	**3.469**	**224**	**222**	**196**	**2.381**	**2.203**	**1.783**
Janeiro	1.221	1.340	1.153	1.013	1.163	1.006	748	878	744	249	272	247	16	13	15	208	177	147
Fevereiro	1.226	1.308	1.201	1.023	1.112	1.066	759	831	799	244	267	251	20	14	16	203	196	135
Março	1.328	1.347	1.376	1.131	1.177	1.241	809	891	920	298	272	301	24	14	20	197	170	135
Abril	1.486	1.346	1.231	1.299	1.172	1.104	967	855	805	313	296	269	19	21	30	187	174	127
Maio	1.569	1.561	1.258	1.358	1.392	1.097	1.000	1.013	810	342	359	274	16	20	13	211	169	161
Junho	1.564	1.393	1.269	1.346	1.228	1.098	992	860	798	340	350	289	14	18	11	218	165	171
Julho	1.516	1.560	1.412	1.325	1.372	1.232	996	995	877	305	349	340	24	28	15	191	188	180
Agosto	1.561	1.589	1.464	1.371	1.404	1.260	1.010	1.044	926	339	340	311	22	20	23	190	185	204
Setembro	1.467	1.638	1.450	1.270	1.420	1.291	933	1.056	947	314	349	327	23	15	17	197	218	159
Outubro	1.602	1.645	1.350	1.393	1.421	1.203	1.046	1.046	853	334	354	342	13	21	8	209	224	147
Novembro	1.506	1.338	1.258	1.280	1.156	1.134	913	887	861	354	249	255	13	20	18	226	182	124
Dezembro	1.216	1.198	1.073	1.072	1.043	980	776	740	707	276	285	263	20	18	10	144	155	93

Fonte: DATAPREV, CAT, SUB.
Nota: Os dados são preliminares, estando sujeitos a correções.

DISTRIBUIÇÃO DE ACIDENTES DO TRABALHO, POR MOTIVO, NO ESTADO DE GOIÁS - 2015

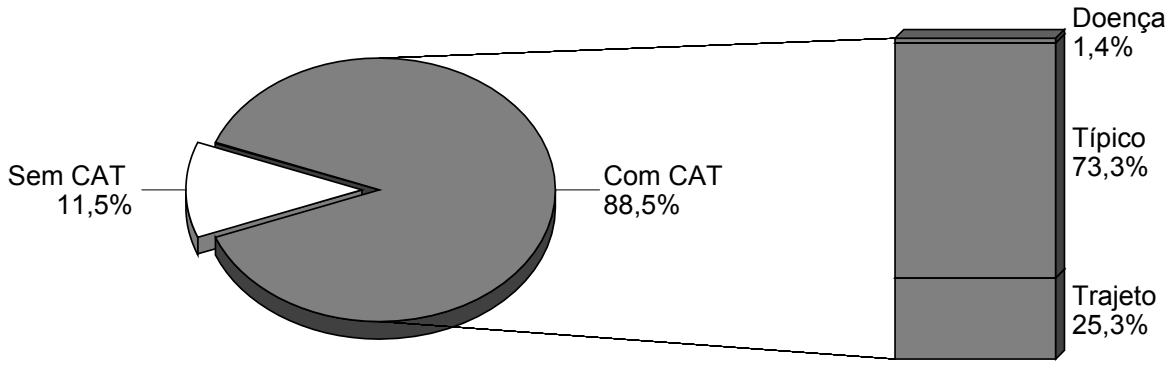

Fonte: DATAPREV, CAT, SUB.

Capítulo 28 - Distrito Federal

28.1 - Quantidade de acidentes do trabalho, por situação do registro e motivo, segundo a Classificação Nacional de Atividades Econômicas (CNAE), no Distrito Federal - 2013/2015

(continua)

CNAE	QUANTIDADE DE ACIDENTES DO TRABALHO																	
	Total			Com CAT Registrada												Sem CAT Registrada		
				Total			Motivo											
							Típico			Trajeto			Doença do Trabalho					
	2013	2014	2015	2013	2014	2015	2013	2014	2015	2013	2014	2015	2013	2014	2015	2013	2014	2015
TOTAL	**9.021**	**8.778**	**7.326**	**6.513**	**6.697**	**6.074**	**4.675**	**4.855**	**4.411**	**1.539**	**1.569**	**1.390**	**299**	**273**	**273**	**2.508**	**2.081**	**1.252**
0111	7	31	21	–	3	1	–	3	1	–	–	–	–	–	–	7	28	20
0112	3	9	3	2	2	–	2	2	–	–	–	–	–	–	–	1	7	3
0113	1	–	–	1	–	–	1	–	–	–	–	–	–	–	–	–	–	–
0115	15	2	5	2	2	5	1	2	5	1	–	–	–	–	–	13	–	–
0116	–	1	1	–	1	1	–	–	1	–	1	–	–	–	–	–	–	–
0119	3	–	–	1	–	–	1	–	–	–	–	–	–	–	–	2	–	–
0121	3	23	12	2	2	2	–	2	1	2	–	1	–	–	–	1	21	10
0122	1	–	1	1	–	1	–	–	1	1	–	–	–	–	–	–	–	–
0133	1	–	–	1	–	–	1	–	–	–	–	–	–	–	–	–	–	–
0134	1	–	1	–	–	1	–	–	1	–	–	–	–	–	–	1	–	–
0139	2	1	–	1	–	–	1	–	–	–	–	–	–	–	–	1	1	–
0141	7	4	–	3	4	–	3	4	–	–	–	–	–	–	–	4	–	–
0142	–	–	1	–	–	1	–	–	1	–	–	–	–	–	–	–	–	–
0151	14	–	–	1	–	–	1	–	–	–	–	–	–	–	–	13	–	–
0152	–	–	1	–	–	1	–	–	1	–	–	–	–	–	–	–	–	–
0154	1	1	2	1	1	2	1	1	2	–	–	–	–	–	–	–	–	–
0155	7	9	8	6	9	8	3	9	6	2	–	2	1	–	–	1	–	–
0161	6	2	2	1	2	2	–	2	2	–	–	–	1	–	–	5	–	–
0162	2	1	–	1	1	–	–	1	–	1	–	–	–	–	–	1	–	–
0163	–	–	1	–	–	1	–	–	1	–	–	–	–	–	–	–	–	–
0210	1	1	–	–	1	–	–	1	–	–	–	–	–	–	–	1	–	–
0230	1	–	–	–	–	–	–	–	–	–	–	–	–	–	–	1	–	–
0724	–	1	–	–	–	–	–	–	–	–	–	–	–	–	–	–	1	–
0810	5	–	2	3	–	2	1	–	1	2	–	1	–	–	–	2	–	–
0891	3	1	–	1	1	–	1	1	–	–	–	–	–	–	–	2	–	–
0899	–	2	1	–	2	1	–	1	–	–	1	–	–	–	1	–	–	–
1011	6	3	3	–	3	3	–	2	3	–	–	–	–	1	–	6	–	–
1012	85	52	37	56	49	34	52	45	30	4	2	4	–	2	–	29	3	3
1013	10	4	1	6	4	1	6	4	–	–	–	1	–	–	–	4	–	–
1020	1	1	2	1	1	2	1	1	1	–	–	1	–	–	–	–	–	–
1032	13	–	–	–	–	–	–	–	–	–	–	–	–	–	–	13	–	–
1033	1	–	1	1	–	1	1	–	1	–	–	–	–	–	–	–	–	–
1051	2	1	–	–	1	–	–	–	–	–	1	–	–	–	–	2	–	–
1053	3	1	–	1	1	–	–	–	–	1	1	–	–	–	–	2	–	–
1061	1	–	–	1	–	–	1	–	–	–	–	–	–	–	–	–	–	–
1062	3	4	–	2	4	–	2	3	–	–	1	–	–	–	–	1	–	–
1064	1	–	–	1	–	–	1	–	–	–	–	–	–	–	–	–	–	–
1066	7	5	32	4	5	32	4	4	32	–	1	–	–	–	–	3	–	–
1069	2	2	–	1	2	–	1	1	–	–	1	–	–	–	–	1	–	–
1071	1	–	–	–	–	–	–	–	–	–	–	–	–	–	–	1	–	–
1072	1	–	–	1	–	–	1	–	–	–	–	–	–	–	–	–	–	–
1081	8	3	5	6	3	5	5	2	5	1	1	–	–	–	–	2	–	–
1091	36	15	34	24	15	34	15	14	27	9	1	6	–	–	1	12	–	–
1092	1	2	2	1	2	2	1	2	2	–	–	–	–	–	–	–	–	–
1093	3	–	–	2	–	–	1	–	–	1	–	–	–	–	–	1	–	–
1094	2	4	2	2	4	2	1	3	2	1	1	–	–	–	–	–	–	–
1095	1	–	–	–	–	–	–	–	–	–	–	–	–	–	–	1	–	–
1096	3	1	–	1	1	–	1	1	–	–	–	–	–	–	–	2	–	–
1099	5	3	4	3	3	4	2	–	2	1	3	2	–	–	–	2	–	–
1111	–	7	4	–	–	–	–	–	–	–	–	–	–	–	–	–	7	4
1113	4	4	1	3	2	1	3	1	1	–	1	–	–	–	–	1	2	–
1121	1	5	3	–	3	3	–	3	3	–	–	–	–	–	–	1	2	–
1122	89	59	47	81	59	47	54	48	37	27	11	10	–	–	–	8	–	–
1340	–	1	–	–	1	–	–	–	–	–	1	–	–	–	–	–	–	–
1351	1	–	–	–	–	–	–	–	–	–	–	–	–	–	–	1	–	–
1354	1	–	1	1	–	1	1	–	1	–	–	–	–	–	–	–	–	–
1412	4	1	1	–	1	1	–	1	1	–	–	–	–	–	–	4	–	–
1413	–	2	–	–	2	–	–	2	–	–	–	–	–	–	–	–	–	–
1533	1	–	–	–	–	–	–	–	–	–	–	–	–	–	–	1	–	–
1539	–	1	–	–	1	–	–	1	–	–	–	–	–	–	–	–	–	–
1540	–	–	1	–	–	1	–	–	1	–	–	–	–	–	–	–	–	–
1610	3	3	–	–	–	–	–	–	–	–	–	–	–	–	–	3	3	–
1621	–	–	1	–	–	1	–	–	1	–	–	–	–	–	–	–	–	–
1622	3	5	4	3	5	4	3	4	4	–	–	–	–	1	–	–	–	–
1629	2	–	–	1	–	–	1	–	–	–	–	–	–	–	–	1	–	–
1731	3	–	2	2	–	1	2	–	1	–	–	–	–	–	–	1	–	1
1742	–	–	1	–	–	1	–	–	1	–	–	–	–	–	–	–	–	–
1811	8	8	6	5	8	6	5	7	6	–	1	–	–	–	–	3	–	–
1812	–	3	4	–	–	–	–	–	–	–	–	–	–	–	–	–	3	4
1813	9	8	4	7	8	4	4	6	3	2	2	1	1	–	–	2	–	–
1821	1	–	–	–	–	–	–	–	–	–	–	–	–	–	–	1	–	–
1822	1	–	3	1	–	3	1	–	3	–	–	–	–	–	–	–	–	–
1921	1	–	–	1	–	–	1	–	–	–	–	–	–	–	–	–	–	–

Capítulo 28 - Distrito Federal

28.1 - Quantidade de acidentes do trabalho, por situação do registro e motivo, segundo a Classificação Nacional de Atividades Econômicas (CNAE), no Distrito Federal - 2013/2015

(continuação)

CNAE	QUANTIDADE DE ACIDENTES DO TRABALHO																	
	Total			Com CAT Registrada												Sem CAT Registrada		
				Total			Motivo											
							Típico			Trajeto			Doença do Trabalho					
	2013	2014	2015	2013	2014	2015	2013	2014	2015	2013	2014	2015	2013	2014	2015	2013	2014	2015
1931	2	1	2	–	–	–	–	–	–	–	–	–	–	–	–	2	1	2
2013	–	1	–	–	1	–	–	1	–	–	–	–	–	–	–	–	–	–
2014	1	–	–	1	–	–	1	–	–	–	–	–	–	–	–	–	–	–
2019	–	1	–	–	1	–	–	–	–	–	1	–	–	–	–	–	–	–
2021	–	–	1	–	–	–	–	–	–	–	–	–	–	–	–	–	–	1
2029	–	–	1	–	–	–	–	–	–	–	–	–	–	–	–	–	–	1
2031	–	2	3	–	–	–	–	–	–	–	–	–	–	–	–	–	2	3
2040	–	7	2	–	–	–	–	–	–	–	–	–	–	–	–	–	7	2
2052	1	1	–	1	1	–	1	–	–	–	1	–	–	–	–	–	–	–
2061	3	–	–	2	–	–	–	–	–	2	–	–	–	–	–	1	–	–
2063	–	2	1	–	2	1	–	2	1	–	–	–	–	–	–	–	–	–
2071	8	3	1	8	3	1	7	3	–	1	–	1	–	–	–	–	–	–
2091	–	3	2	–	–	–	–	–	–	–	–	–	–	–	–	–	3	2
2093	2	–	2	2	–	2	1	–	2	–	–	–	1	–	–	–	–	–
2121	20	9	5	12	8	5	9	5	3	2	3	2	1	–	–	8	1	–
2123	1	1	–	1	1	–	–	1	–	1	–	–	–	–	–	–	–	–
2211	–	3	1	–	–	–	–	–	–	–	–	–	–	–	–	–	3	1
2212	4	1	–	3	1	–	2	–	–	1	1	–	–	–	–	1	–	–
2219	–	8	3	–	–	–	–	–	–	–	–	–	–	–	–	–	8	3
2221	–	1	–	–	1	–	–	1	–	–	–	–	–	–	–	–	–	–
2222	1	4	–	–	3	–	–	3	–	–	–	–	–	–	–	1	1	–
2229	3	2	3	2	1	3	1	1	3	1	–	–	–	–	–	1	1	–
2311	3	1	–	3	1	–	3	1	–	–	–	–	–	–	–	–	–	–
2319	2	1	1	2	1	1	2	1	1	–	–	–	–	–	–	–	–	–
2320	39	35	39	32	34	39	29	31	36	3	3	2	–	–	1	7	1	–
2330	38	16	14	25	16	14	23	12	13	2	3	1	–	1	–	13	–	–
2342	5	1	1	–	1	1	–	1	–	–	–	1	–	–	–	5	–	–
2349	–	–	1	–	–	1	–	–	1	–	–	–	–	–	–	–	–	–
2391	8	5	4	4	5	4	4	5	3	–	–	1	–	–	–	4	–	–
2399	–	–	1	–	–	1	–	–	–	–	–	1	–	–	–	–	–	–
2422	–	2	–	–	1	–	–	1	–	–	–	–	–	–	–	–	1	–
2449	–	–	1	–	–	1	–	–	1	–	–	–	–	–	–	–	–	–
2511	12	6	4	9	5	4	7	5	4	2	–	–	–	–	–	3	1	–
2512	31	18	16	20	16	16	18	15	8	2	1	8	–	–	–	11	2	–
2513	2	1	1	2	1	1	2	1	1	–	–	–	–	–	–	–	–	–
2521	2	1	–	–	1	–	–	1	–	–	–	–	–	–	–	2	–	–
2522	–	1	1	–	–	–	–	–	–	–	–	–	–	–	–	–	1	1
2532	1	–	–	–	–	–	–	–	–	–	–	–	–	–	–	1	–	–
2539	1	1	2	1	1	2	1	1	1	–	–	1	–	–	–	–	–	–
2542	3	4	–	2	4	–	2	4	–	–	–	–	–	–	–	1	–	–
2591	5	6	2	4	6	2	4	6	2	–	–	–	–	–	–	1	–	–
2593	–	–	1	–	–	1	–	–	1	–	–	–	–	–	–	–	–	–
2599	16	16	8	15	16	8	13	15	8	2	1	–	–	–	–	1	–	–
2610	–	1	–	–	1	–	–	1	–	–	–	–	–	–	–	–	–	–
2631	–	–	1	–	–	1	–	–	–	–	–	1	–	–	–	–	–	–
2651	2	1	1	2	1	1	2	1	–	–	–	1	–	–	–	–	–	–
2660	11	12	–	10	12	–	7	2	–	1	1	–	2	9	–	1	–	–
2731	4	2	1	4	2	1	3	1	1	1	1	–	–	–	–	–	–	–
2733	1	1	–	1	1	–	1	1	–	–	–	–	–	–	–	–	–	–
2751	–	–	1	–	–	–	–	–	–	–	–	–	–	–	–	–	–	1
2759	–	1	–	–	1	–	–	1	–	–	–	–	–	–	–	–	–	–
2790	1	–	1	1	–	1	1	–	1	–	–	–	–	–	–	–	–	–
2811	–	1	–	–	–	–	–	–	–	–	–	–	–	–	–	–	1	–
2813	1	–	–	1	–	–	–	–	–	1	–	–	–	–	–	–	–	–
2822	2	1	–	1	1	–	–	1	–	1	–	–	–	–	–	1	–	–
2823	1	–	–	–	–	–	–	–	–	–	–	–	–	–	–	1	–	–
2831	–	1	–	–	–	–	–	–	–	–	–	–	–	–	–	–	1	–
2833	3	–	–	2	–	–	2	–	–	–	–	–	–	–	–	1	–	–
2861	–	1	–	–	1	–	–	–	–	–	1	–	–	–	–	–	–	–
2862	1	2	–	–	2	–	–	1	–	–	1	–	–	–	–	1	–	–
2869	–	3	3	–	3	3	–	3	3	–	–	–	–	–	–	–	–	–
2930	1	–	–	1	–	–	–	–	–	1	–	–	–	–	–	–	–	–
2941	1	–	–	–	–	–	–	–	–	–	–	–	–	–	–	1	–	–
2949	–	1	–	–	1	–	–	1	–	–	–	–	–	–	–	–	–	–
2950	2	–	–	1	–	–	1	–	–	–	–	–	–	–	–	1	–	–
3101	22	12	9	14	12	9	12	7	5	1	4	3	1	1	1	8	–	–
3102	2	3	–	2	3	–	2	2	–	–	1	–	–	–	–	–	–	–
3212	–	1	1	–	–	–	–	–	–	–	–	–	–	–	–	–	1	1
3230	–	2	4	–	–	–	–	–	–	–	–	–	–	–	–	–	2	4
3250	2	10	5	2	10	5	2	4	2	–	1	–	–	5	3	–	–	–
3291	–	4	1	–	–	–	–	–	–	–	–	–	–	–	–	–	4	1
3299	1	1	2	–	1	2	–	–	1	–	1	1	–	–	–	1	–	–
3312	1	1	–	1	1	–	1	–	–	–	–	–	–	1	–	–	–	–
3313	1	–	–	1	–	–	–	–	–	1	–	–	–	–	–	–	–	–
3314	6	1	1	5	1	1	4	1	1	1	–	–	–	–	–	1	–	–

Capítulo 28 - Distrito Federal

28.1 - Quantidade de acidentes do trabalho, por situação do registro e motivo, segundo a Classificação Nacional de Atividades Econômicas (CNAE), no Distrito Federal - 2013/2015

(continuação)

CNAE	QUANTIDADE DE ACIDENTES DO TRABALHO																	
	Total			Com CAT Registrada												Sem CAT Registrada		
				Total			Motivo											
							Típico			Trajeto			Doença do Trabalho					
	2013	2014	2015	2013	2014	2015	2013	2014	2015	2013	2014	2015	2013	2014	2015	2013	2014	2015
3315	–	–	2	–	–	2	–	–	1	–	–	1	–	–	–	–	–	–
3317	–	–	1	–	–	1	–	–	1	–	–	–	–	–	–	–	–	–
3319	–	1	–	–	1	–	–	1	–	–	–	–	–	–	–	–	–	–
3321	–	–	1	–	–	1	–	–	1	–	–	–	–	–	–	–	–	–
3329	6	2	3	2	2	3	1	1	1	1	1	2	–	–	–	4	–	–
3511	13	21	6	11	21	6	6	18	3	5	3	3	–	–	–	2	–	–
3512	–	–	4	–	–	3	–	–	3	–	–	–	–	–	–	–	–	1
3513	1	–	–	1	–	–	1	–	–	–	–	–	–	–	–	–	–	–
3514	17	13	22	14	13	22	11	10	16	3	3	6	–	–	–	3	–	–
3600	49	29	38	30	29	38	25	24	30	5	5	8	–	–	–	19	–	–
3702	–	1	3	–	1	3	–	1	2	–	–	1	–	–	–	–	–	–
3811	259	272	250	234	272	250	214	253	224	20	18	26	–	1	–	25	–	–
3812	5	2	2	5	2	2	5	2	2	–	–	–	–	–	–	–	–	–
3821	–	–	3	–	–	3	–	–	2	–	–	1	–	–	–	–	–	–
3831	2	3	5	2	3	5	1	2	4	1	1	1	–	–	–	–	–	–
3832	1	1	1	–	1	1	–	1	1	–	–	–	–	–	–	1	–	–
3839	79	47	32	46	47	32	36	40	30	9	6	2	1	1	–	33	–	–
4110	233	103	79	189	103	79	163	83	67	26	16	11	–	4	1	44	–	–
4120	570	395	241	410	392	237	351	326	184	51	51	45	8	15	8	160	3	4
4211	89	66	45	74	66	45	61	52	39	12	13	6	1	1	–	15	–	–
4212	1	1	–	–	1	–	–	1	–	–	–	–	–	–	–	1	–	–
4213	34	23	16	29	23	16	25	18	13	3	5	3	1	–	–	5	–	–
4221	59	118	69	50	52	23	41	42	22	8	10	1	1	–	–	9	66	46
4222	9	8	5	5	8	5	5	7	5	–	1	–	–	–	–	4	–	–
4292	–	3	2	–	3	2	–	2	2	–	1	–	–	–	–	–	–	–
4299	84	22	15	68	22	15	57	20	14	11	2	1	–	–	–	16	–	–
4311	1	–	–	–	–	–	–	–	–	–	–	–	–	–	–	1	–	–
4312	2	–	–	2	–	–	2	–	–	–	–	–	–	–	–	–	–	–
4313	15	3	3	10	3	3	10	2	2	–	1	1	–	–	–	5	–	–
4319	5	1	1	3	1	1	2	1	1	1	–	–	–	–	–	2	–	–
4321	73	49	55	60	49	55	41	40	46	18	8	6	1	1	3	13	–	–
4322	18	14	6	14	14	6	10	10	5	3	3	1	1	1	–	4	–	–
4329	19	24	7	14	24	7	10	21	6	4	3	1	–	–	–	5	–	–
4330	43	21	19	27	21	19	20	15	14	4	6	4	3	–	1	16	–	–
4391	18	13	5	17	13	5	16	12	5	1	1	–	–	–	–	1	–	–
4399	62	23	30	43	23	30	37	19	24	3	4	6	3	–	–	19	–	–
4511	62	59	36	39	59	36	20	37	21	19	19	14	–	3	1	23	–	–
4512	–	1	3	–	–	3	–	–	3	–	–	–	–	–	–	–	1	–
4520	34	12	11	15	12	11	9	8	8	5	4	3	1	–	–	19	–	–
4530	109	56	52	88	56	52	32	23	23	56	32	27	–	1	2	21	–	–
4541	12	4	8	8	4	7	3	3	1	5	1	5	–	–	1	4	–	1
4542	–	1	–	–	–	–	–	–	–	–	–	–	–	–	–	–	1	–
4543	–	–	1	–	–	–	–	–	–	–	–	–	–	–	–	–	–	1
4614	1	–	–	–	–	–	–	–	–	–	–	–	–	–	–	1	–	–
4617	–	2	1	–	2	1	–	1	1	–	1	–	–	–	–	–	–	–
4618	3	–	–	1	–	–	1	–	–	–	–	–	–	–	–	2	–	–
4619	–	2	1	–	2	1	–	–	–	–	1	–	–	1	1	–	–	–
4622	1	–	–	–	–	–	–	–	–	–	–	–	–	–	–	1	–	–
4623	3	1	2	1	1	2	1	1	2	–	–	–	–	–	–	2	–	–
4631	5	7	6	4	7	6	1	2	1	3	4	4	–	1	1	1	–	–
4632	1	–	2	–	–	2	–	–	–	–	–	2	–	–	–	1	–	–
4633	9	9	5	6	9	5	3	8	2	3	1	2	–	–	1	3	–	–
4634	14	9	4	12	9	4	4	4	3	2	5	1	6	–	–	2	–	–
4635	49	25	24	39	25	24	19	12	12	20	13	11	–	–	1	10	–	–
4636	3	1	–	1	1	–	1	–	–	–	1	–	–	–	–	2	–	–
4637	14	15	7	12	15	7	10	9	3	2	6	4	–	–	–	2	–	–
4639	39	35	20	34	35	20	22	25	16	11	10	3	1	–	1	5	–	–
4641	–	1	–	–	1	–	–	1	–	–	–	–	–	–	–	–	–	–
4642	–	1	–	–	1	–	–	1	–	–	–	–	–	–	–	–	–	–
4643	1	–	–	1	–	–	–	–	–	1	–	–	–	–	–	–	–	–
4644	4	4	4	1	4	4	–	1	2	1	3	2	–	–	–	3	–	–
4645	4	4	2	3	4	2	1	3	–	2	1	2	–	–	–	1	–	–
4646	4	–	1	2	–	1	–	–	1	2	–	–	–	–	–	2	–	–
4647	–	1	–	–	1	–	–	–	–	–	1	–	–	–	–	–	–	–
4649	13	4	4	12	4	4	7	3	3	4	1	1	1	–	–	1	–	–
4651	5	2	1	4	2	1	2	–	1	2	2	–	–	–	–	1	–	–
4652	2	–	–	2	–	–	–	–	–	2	–	–	–	–	–	–	–	–
4661	1	1	–	1	1	–	1	1	–	–	–	–	–	–	–	–	–	–
4662	1	–	2	1	–	2	1	–	2	–	–	–	–	–	–	–	–	–
4663	1	1	–	1	1	–	1	1	–	–	–	–	–	–	–	–	–	–
4664	2	1	–	2	1	–	2	1	–	–	–	–	–	–	–	–	–	–
4669	5	4	1	5	4	1	4	4	–	1	–	1	–	–	–	–	–	–
4671	1	–	1	–	–	1	–	–	–	–	–	1	–	–	–	1	–	–
4672	9	12	8	9	12	8	6	7	7	3	5	1	–	–	–	–	–	–
4673	6	3	–	6	3	–	6	2	–	–	1	–	–	–	–	–	–	–

Capítulo 28 - Distrito Federal

28.1 - Quantidade de acidentes do trabalho, por situação do registro e motivo, segundo a Classificação Nacional de Atividades Econômicas (CNAE), no Distrito Federal - 2013/2015

(continuação)

CNAE	QUANTIDADE DE ACIDENTES DO TRABALHO																	
	Total			Com CAT Registrada												Sem CAT Registrada		
				Total			Motivo											
							Típico			Trajeto			Doença do Trabalho					
	2013	2014	2015	2013	2014	2015	2013	2014	2015	2013	2014	2015	2013	2014	2015	2013	2014	2015
4679	45	44	37	42	44	37	33	34	32	9	8	4	–	2	1	3	–	–
4681	3	3	3	2	3	3	1	1	3	1	2	–	–	–	–	1	–	–
4682	19	18	10	19	18	10	15	14	4	4	2	6	–	2	–	–	–	–
4686	2	–	–	–	–	–	–	–	–	–	–	–	–	–	–	2	–	–
4687	11	7	3	9	7	3	8	5	3	1	1	–	–	1	–	2	–	–
4689	3	4	4	3	4	4	–	4	4	3	–	–	–	–	–	–	–	–
4691	4	11	13	2	11	13	2	6	10	–	5	3	–	–	–	2	–	–
4692	2	–	–	–	–	–	–	–	–	–	–	–	–	–	–	2	–	–
4693	7	3	6	4	3	6	3	3	3	1	–	3	–	–	–	3	–	–
4711	366	223	262	261	223	262	228	193	234	33	27	27	–	3	1	105	–	–
4712	28	16	13	12	16	13	11	12	10	1	4	2	–	–	1	16	–	–
4713	12	3	2	5	3	2	3	2	1	2	1	1	–	–	–	7	–	–
4721	34	17	27	12	17	27	8	11	23	3	5	4	1	1	–	22	–	–
4722	19	7	9	13	7	9	11	7	7	1	–	1	1	–	1	6	–	–
4723	6	10	6	3	10	6	2	5	3	–	5	2	1	–	1	3	–	–
4724	7	8	3	4	8	3	2	8	3	2	–	–	–	–	–	3	–	–
4729	11	13	13	6	13	13	2	4	9	4	9	3	–	–	1	5	–	–
4731	69	41	35	42	41	35	28	28	24	14	13	11	–	–	–	27	–	–
4732	–	1	1	–	1	1	–	1	–	–	–	1	–	–	–	–	–	–
4741	5	–	3	3	–	3	1	–	3	2	–	–	–	–	–	2	–	–
4742	3	1	–	2	1	–	1	–	–	1	1	–	–	–	–	1	–	–
4743	8	9	8	7	9	8	6	6	5	1	3	3	–	–	–	1	–	–
4744	126	102	71	81	102	71	55	79	55	24	22	13	2	1	3	45	–	–
4751	30	10	9	20	10	9	3	5	6	17	5	3	–	–	–	10	–	–
4752	11	3	3	6	3	3	3	1	2	3	2	1	–	–	–	5	–	–
4753	25	17	8	12	17	8	5	12	6	7	5	2	–	–	–	13	–	–
4754	19	17	6	7	17	6	4	9	2	3	8	4	–	–	–	12	–	–
4755	2	5	4	2	5	4	1	1	2	1	3	2	–	1	–	–	–	–
4757	6	2	1	4	2	1	1	1	1	1	1	–	2	–	–	2	–	–
4759	5	4	3	3	4	3	2	3	1	1	–	2	–	1	–	2	–	–
4761	12	8	8	7	8	8	4	6	6	3	2	–	–	–	2	5	–	–
4763	7	9	6	6	9	6	4	6	3	2	3	3	–	–	–	1	–	–
4771	36	20	25	25	20	25	14	11	12	11	9	12	–	–	1	11	–	–
4772	4	10	6	2	10	6	1	7	5	–	2	1	1	1	–	2	–	–
4773	4	2	–	3	2	–	2	1	–	1	1	–	–	–	–	1	–	–
4774	1	2	5	1	2	5	–	2	–	1	–	5	–	–	–	–	–	–
4781	42	40	30	26	40	30	17	23	23	8	14	7	1	3	–	16	–	–
4782	12	7	5	10	7	5	7	4	2	3	1	3	–	2	–	2	–	–
4783	–	–	1	–	–	1	–	–	1	–	–	–	–	–	–	–	–	–
4784	11	3	7	4	3	7	4	2	4	–	1	3	–	–	–	7	–	–
4785	1	–	–	1	–	–	–	–	–	1	–	–	–	–	–	–	–	–
4789	52	34	22	30	34	22	18	21	16	12	13	6	–	–	–	22	–	–
4912	36	28	25	32	28	25	30	20	21	2	8	3	–	–	1	4	–	–
4921	192	89	89	93	89	89	59	55	63	30	34	26	4	–	–	99	–	–
4922	8	5	–	5	5	–	4	2	–	1	3	–	–	–	–	3	–	–
4923	3	2	4	2	2	4	2	–	1	–	2	3	–	–	–	1	–	–
4924	4	3	1	3	3	1	–	–	1	3	3	–	–	–	–	1	–	–
4929	9	7	4	5	7	4	2	6	2	3	–	2	–	1	–	4	–	–
4930	136	97	69	82	97	69	65	77	47	16	20	20	1	–	2	54	–	–
4940	–	–	1	–	–	1	–	–	1	–	–	–	–	–	–	–	–	–
5030	–	–	2	–	–	–	–	–	–	–	–	–	–	–	–	–	–	2
5111	68	101	78	64	89	65	45	66	38	19	23	27	–	–	–	4	12	13
5112	2	6	1	2	3	–	–	2	–	2	1	–	–	–	–	–	3	1
5211	2	7	7	1	6	4	1	4	3	–	2	1	–	–	–	1	1	3
5212	7	13	5	7	3	–	6	2	–	1	1	–	–	–	–	–	10	5
5221	–	2	–	–	1	–	–	1	–	–	–	–	–	–	–	–	1	–
5223	3	8	2	2	7	2	1	3	–	1	3	2	–	1	–	1	1	–
5229	13	3	2	8	3	2	4	–	1	4	3	1	–	–	–	5	–	–
5232	–	1	–	–	–	–	–	–	–	–	–	–	–	–	–	–	1	–
5240	50	35	28	32	35	28	16	22	17	15	12	9	1	1	2	18	–	–
5250	9	5	15	8	5	15	6	3	14	2	2	1	–	–	–	1	–	–
5310	497	403	459	448	403	459	356	309	350	62	73	66	30	21	43	49	–	–
5320	46	24	21	34	24	21	17	10	9	17	14	12	–	–	–	12	–	–
5510	24	20	14	10	20	14	6	13	12	3	6	2	1	1	–	14	–	–
5590	2	–	1	2	–	1	2	–	1	–	–	–	–	–	–	–	–	–
5611	209	180	153	121	180	153	94	116	101	22	58	45	5	6	7	88	–	–
5612	–	1	1	–	1	1	–	–	–	–	1	–	–	–	1	–	–	–
5620	161	152	135	135	152	135	115	123	120	20	28	15	–	1	–	26	–	–
5811	2	–	–	–	–	–	–	–	–	–	–	–	–	–	–	2	–	–
5812	2	1	1	–	1	1	–	1	1	–	–	–	–	–	–	2	–	–
5821	–	–	1	–	–	1	–	–	–	–	–	1	–	–	–	–	–	–
5822	16	16	14	12	16	14	11	11	8	1	5	6	–	–	–	4	–	–
5823	–	–	1	–	–	1	–	–	1	–	–	–	–	–	–	–	–	–
5829	2	1	1	2	1	1	2	–	1	–	1	–	–	–	–	–	–	–
5911	4	1	–	4	1	–	2	1	–	1	–	–	1	–	–	–	–	–

Capítulo 28 - Distrito Federal

28.1 - Quantidade de acidentes do trabalho, por situação do registro e motivo, segundo a Classificação Nacional de Atividades Econômicas (CNAE), no Distrito Federal - 2013/2015

(continuação)

CNAE	QUANTIDADE DE ACIDENTES DO TRABALHO																	
	Total			Com CAT Registrada												Sem CAT Registrada		
				Total			Motivo											
							Típico			Trajeto			Doença do Trabalho					
	2013	2014	2015	2013	2014	2015	2013	2014	2015	2013	2014	2015	2013	2014	2015	2013	2014	2015
5912	–	–	1	–	–	1	–	–	–	–	–	1	–	–	–	–	–	–
5914	2	1	1	1	1	1	1	1	1	–	–	–	–	–	–	1	–	–
6010	2	2	–	2	1	–	–	1	–	1	–	–	1	–	–	–	1	–
6021	20	24	17	19	24	17	14	11	13	4	12	4	1	1	–	1	–	–
6022	8	2	1	5	1	–	5	1	–	–	–	–	–	–	–	3	1	1
6110	26	14	15	19	14	15	13	11	13	5	3	2	1	–	–	7	–	–
6120	6	14	11	4	14	11	2	7	5	2	7	6	–	–	–	2	–	–
6190	7	3	2	5	3	2	3	1	2	2	2	–	–	–	–	2	–	–
6201	17	34	25	11	8	9	4	1	3	7	7	5	–	–	1	6	26	16
6202	3	–	1	3	–	1	2	–	1	1	–	–	–	–	–	–	–	–
6203	6	12	5	4	12	5	1	3	–	3	9	5	–	–	–	2	–	–
6204	32	26	29	26	26	29	19	17	21	7	8	5	–	1	3	6	–	–
6209	14	16	4	11	16	4	3	5	1	8	11	3	–	–	–	3	–	–
6311	5	3	4	5	1	3	–	–	–	5	1	2	–	–	1	–	2	1
6319	–	1	2	–	1	2	–	–	1	–	1	1	–	–	–	–	–	–
6391	–	–	1	–	–	1	–	–	1	–	–	–	–	–	–	–	–	–
6399	–	4	3	–	4	3	–	3	–	–	1	3	–	–	–	–	–	–
6410	2	3	2	2	3	2	2	3	2	–	–	–	–	–	–	–	–	–
6421	1	1	1	–	1	1	–	–	1	–	–	–	–	1	–	1	–	–
6422	317	211	220	246	211	220	85	109	111	39	26	30	122	76	79	71	–	–
6423	192	255	257	154	255	257	81	192	193	28	25	17	45	38	47	38	–	–
6424	2	1	1	–	1	1	–	–	1	–	–	–	–	1	–	2	–	–
6433	–	1	–	–	1	–	–	1	–	–	–	–	–	–	–	–	–	–
6435	3	3	2	2	3	2	1	2	1	–	1	–	1	–	1	1	–	–
6436	1	2	–	1	2	–	–	1	–	1	1	–	–	–	–	–	–	–
6462	2	2	3	2	2	3	2	2	2	–	–	1	–	–	–	–	–	–
6463	–	1	1	–	1	1	–	1	1	–	–	–	–	–	–	–	–	–
6492	1	–	–	–	–	–	–	–	–	–	–	–	–	–	–	1	–	–
6493	4	–	–	3	–	–	2	–	–	1	–	–	–	–	–	1	–	–
6499	–	1	–	–	1	–	–	1	–	–	–	–	–	–	–	–	–	–
6512	2	1	–	–	1	–	–	–	–	–	–	–	–	1	–	2	–	–
6541	4	6	5	3	6	5	1	5	2	2	1	2	–	–	1	1	–	–
6550	25	22	23	21	22	23	12	4	5	9	17	16	–	1	2	4	–	–
6611	–	–	1	–	–	1	–	–	–	–	–	1	–	–	–	–	–	–
6612	1	1	2	1	1	2	–	1	2	1	–	–	–	–	–	–	–	–
6613	1	1	–	1	–	–	–	–	–	1	–	–	–	–	–	–	1	–
6619	–	–	1	–	–	1	–	–	1	–	–	–	–	–	–	–	–	–
6621	–	2	5	–	–	1	–	–	–	–	–	1	–	–	–	–	2	4
6622	14	3	9	13	3	9	3	–	2	10	3	6	–	–	1	1	–	–
6629	–	2	1	–	2	1	–	–	1	–	2	–	–	–	–	–	–	–
6630	–	1	–	–	–	–	–	–	–	–	–	–	–	–	–	–	1	–
6810	30	17	12	24	17	12	15	13	9	9	4	2	–	–	1	6	–	–
6821	1	2	2	1	2	2	–	2	1	1	–	1	–	–	–	–	–	–
6822	13	5	10	8	5	10	6	4	10	2	1	–	–	–	–	5	–	–
6911	7	3	1	3	3	1	2	1	–	1	1	1	–	1	–	4	–	–
6912	1	4	1	–	4	1	–	–	–	–	4	1	–	–	–	1	–	–
6920	28	20	13	18	20	13	7	7	5	11	11	7	–	2	1	10	–	–
7010	–	2	1	–	–	1	–	–	1	–	–	–	–	–	–	–	2	–
7020	15	11	12	11	11	12	4	6	7	7	5	4	–	–	1	4	–	–
7111	3	1	–	2	1	–	–	1	–	2	–	–	–	–	–	1	–	–
7112	65	50	32	48	50	32	34	36	20	14	14	9	–	–	3	17	–	–
7119	7	6	5	6	6	5	6	4	3	–	2	2	–	–	–	1	–	–
7120	–	2	1	–	2	1	–	1	1	–	1	–	–	–	–	–	–	–
7210	37	25	22	35	25	22	27	20	15	8	4	7	–	1	–	2	–	–
7220	–	1	–	–	–	–	–	–	–	–	–	–	–	–	–	–	1	–
7311	–	1	6	–	1	6	–	–	1	–	1	5	–	–	–	–	–	–
7312	3	2	4	2	2	4	1	1	1	1	1	3	–	–	–	1	–	–
7319	2	6	3	–	6	3	–	1	1	–	5	2	–	–	–	2	–	–
7320	2	1	–	2	1	–	–	1	–	2	–	–	–	–	–	–	–	–
7410	1	–	2	1	–	2	1	–	1	–	–	1	–	–	–	–	–	–
7420	2	1	3	1	1	3	–	–	1	1	1	2	–	–	–	1	–	–
7490	9	6	5	6	6	5	2	2	2	4	3	1	–	1	2	3	–	–
7500	4	–	–	3	–	–	1	–	–	2	–	–	–	–	–	1	–	–
7711	6	10	2	5	10	2	3	7	–	2	3	2	–	–	–	1	–	–
7719	3	–	–	2	–	–	1	–	–	1	–	–	–	–	–	1	–	–
7721	3	–	1	2	–	1	1	–	1	1	–	–	–	–	–	1	–	–
7723	–	–	4	–	–	4	–	–	2	–	–	2	–	–	–	–	–	–
7729	–	1	1	–	1	1	–	1	–	–	–	1	–	–	–	–	–	–
7731	–	1	–	–	1	–	–	1	–	–	–	–	–	–	–	–	–	–
7732	38	20	11	33	20	11	27	16	8	6	4	3	–	–	–	5	–	–
7733	1	4	5	–	2	2	–	2	–	–	–	2	–	–	–	1	2	3
7739	6	7	5	5	7	5	3	4	3	2	3	2	–	–	–	1	–	–
7740	–	–	1	–	–	1	–	–	1	–	–	–	–	–	–	–	–	–
7810	29	14	17	17	14	17	6	4	6	10	9	11	1	1	–	12	–	–
7820	78	41	26	54	41	26	25	21	14	27	16	9	2	4	3	24	–	–

Capítulo 28 - Distrito Federal

28.1 - Quantidade de acidentes do trabalho, por situação do registro e motivo, segundo a Classificação Nacional de Atividades Econômicas (CNAE), no Distrito Federal - 2013/2015

(conclusão)

CNAE	QUANTIDADE DE ACIDENTES DO TRABALHO																	
	Total			Com CAT Registrada												Sem CAT Registrada		
				Total			Motivo											
							Típico			Trajeto			Doença do Trabalho					
	2013	2014	2015	2013	2014	2015	2013	2014	2015	2013	2014	2015	2013	2014	2015	2013	2014	2015
7830	27	16	23	10	16	23	4	9	11	6	7	12	–	–	–	17	–	–
7911	7	1	25	6	1	25	3	–	9	3	1	16	–	–	–	1	–	–
7990	–	–	1	–	–	1	–	–	1	–	–	–	–	–	–	–	–	–
8011	127	72	51	82	72	51	22	20	13	60	52	35	–	–	3	45	–	–
8012	29	41	39	20	33	32	7	23	12	13	10	20	–	–	–	9	8	7
8020	5	1	–	4	1	–	2	1	–	2	–	–	–	–	–	1	–	–
8030	–	9	6	–	–	1	–	–	1	–	–	–	–	–	–	–	9	5
8111	8	2	7	7	2	7	3	2	2	4	–	5	–	–	–	1	–	–
8112	97	93	100	71	93	100	49	70	73	21	21	26	1	2	1	26	–	–
8121	198	120	79	121	120	79	76	78	52	43	41	27	2	1	–	77	–	–
8122	3	2	–	1	–	–	–	–	–	1	–	–	–	–	–	2	2	–
8129	23	16	10	20	16	10	16	11	7	4	5	3	–	–	–	3	–	–
8211	29	28	40	10	26	39	4	9	18	5	16	19	1	1	2	19	2	1
8219	3	7	4	3	7	4	2	2	1	1	5	3	–	–	–	–	–	–
8220	111	62	44	70	62	44	36	31	21	34	30	23	–	1	–	41	–	–
8230	7	11	10	2	11	10	2	5	6	–	5	4	–	1	–	5	–	–
8291	5	5	2	3	5	2	1	1	–	2	4	2	–	–	–	2	–	–
8292	3	1	–	–	1	–	–	–	–	–	–	–	–	1	–	3	–	–
8299	47	29	23	25	29	23	16	12	13	8	16	10	1	1	–	22	–	–
8411	168	85	69	72	85	69	57	61	50	12	23	17	3	1	2	96	–	–
8412	1	–	1	–	–	1	–	–	–	–	–	1	–	–	–	1	–	–
8413	–	–	1	–	–	1	–	–	1	–	–	–	–	–	–	–	–	–
8422	2	4	2	2	4	2	2	4	2	–	–	–	–	–	–	–	–	–
8423	4	1	3	2	1	3	1	1	3	–	–	–	1	–	–	2	–	–
8424	1	1	1	1	1	1	1	1	1	–	–	–	–	–	–	–	–	–
8430	5	1	–	5	1	–	3	1	–	–	–	–	2	–	–	–	–	–
8511	9	65	47	6	10	12	3	8	10	3	2	2	–	–	–	3	55	35
8512	15	11	14	10	11	14	9	5	6	1	4	8	–	2	–	5	–	–
8513	57	58	48	45	58	48	39	51	32	3	5	16	3	2	–	12	–	–
8520	28	18	20	20	18	20	16	12	14	3	4	6	1	2	–	8	–	–
8531	40	46	45	34	44	43	22	27	36	12	16	6	–	1	1	6	2	2
8532	5	3	3	3	1	3	3	1	2	–	–	1	–	–	–	2	2	–
8533	1	2	3	1	2	3	1	2	1	–	–	2	–	–	–	–	–	–
8542	1	1	–	–	1	–	–	1	–	–	–	–	–	–	–	1	–	–
8591	8	3	1	5	3	1	1	2	–	1	1	1	3	–	–	3	–	–
8592	2	–	–	1	–	–	1	–	–	–	–	–	–	–	–	1	–	–
8593	2	3	–	–	3	–	–	2	–	–	1	–	–	–	–	2	–	–
8599	72	52	59	51	52	59	29	35	38	20	16	17	2	1	4	21	–	–
8610	807	827	768	738	827	768	613	686	615	119	133	150	6	8	3	69	–	–
8621	–	1	–	–	1	–	–	–	–	–	1	–	–	–	–	–	–	–
8630	16	15	25	12	15	25	8	9	19	4	6	5	–	–	1	4	–	–
8640	66	80	119	58	80	119	36	55	87	22	24	32	–	1	–	8	–	–
8650	7	10	7	4	10	7	4	7	5	–	2	2	–	1	–	3	–	–
8660	6	34	81	4	34	81	3	30	71	1	3	9	–	1	1	2	–	–
8690	3	5	3	2	5	3	1	3	1	1	2	2	–	–	–	1	–	–
8711	5	1	4	1	1	4	1	–	2	–	1	1	–	–	1	4	–	–
8712	–	3	2	–	3	2	–	–	–	–	2	2	–	1	–	–	–	–
8720	4	1	1	3	1	1	2	1	–	1	–	1	–	–	–	1	–	–
8730	3	1	–	1	1	–	1	1	–	–	–	–	–	–	–	2	–	–
8800	57	53	52	49	53	52	34	33	39	14	20	12	1	–	1	8	–	–
9001	–	1	1	–	1	1	–	1	–	–	–	–	–	–	1	–	–	–
9103	–	–	1	–	–	1	–	–	1	–	–	–	–	–	–	–	–	–
9312	9	2	7	6	2	7	2	2	6	4	–	1	–	–	–	3	–	–
9313	4	6	5	2	6	5	1	2	2	–	4	3	1	–	–	2	–	–
9319	2	4	1	2	4	1	1	2	–	1	2	1	–	–	–	–	–	–
9321	2	4	–	2	4	–	–	4	–	2	–	–	–	–	–	–	–	–
9329	2	5	3	2	5	3	2	3	2	–	–	1	–	2	–	–	–	–
9411	13	4	2	12	4	2	10	3	1	2	1	1	–	–	–	1	–	–
9412	4	5	3	3	5	3	2	2	1	1	3	2	–	–	–	1	–	–
9420	15	7	6	9	7	6	4	2	2	2	3	1	3	2	3	6	–	–
9430	60	37	39	37	37	39	23	28	26	12	6	12	2	3	1	23	–	–
9491	13	13	14	5	13	14	2	8	11	3	4	3	–	1	–	8	–	–
9492	1	–	1	–	–	1	–	–	–	–	–	1	–	–	–	1	–	–
9499	23	20	42	18	20	42	13	14	33	4	5	9	1	1	–	5	–	–
9511	7	7	2	3	7	2	2	2	–	1	5	1	–	–	1	4	–	–
9512	1	5	2	1	5	2	1	3	2	–	2	–	–	–	–	–	–	–
9521	3	3	1	2	3	1	–	1	–	2	1	1	–	1	–	1	–	–
9529	3	2	–	2	2	–	2	1	–	–	1	–	–	–	–	1	–	–
9601	13	8	7	6	8	7	5	4	2	–	2	4	1	2	1	7	–	–
9602	3	3	3	–	3	3	–	1	1	–	2	2	–	–	–	3	–	–
9603	4	2	3	4	2	3	2	2	1	2	–	2	–	–	–	–	–	–
9609	2	3	1	2	3	1	–	1	1	2	2	–	–	–	–	–	–	–
9900	11	5	12	9	5	12	8	3	9	1	2	2	–	–	1	2	–	–
Ignorado	134	1.764	1.049	16	22	17	13	18	16	2	3	–	1	1	1	118	1.742	1.032

Fonte: DATAPREV, CAT, SUB.
Nota: Os dados são preliminares, estando sujeitos a correções.

Capítulo 28 - Distrito Federal

28.2 - Quantidade de acidentes do trabalho, por situação do registro e motivo, segundo os grupos de idade e sexo, no Distrito Federal - 2013/2015

GRUPOS DE IDADE E SEXO	QUANTIDADE DE ACIDENTES DO TRABALHO																	
	Total			Com CAT Registrada												Sem CAT Registrada		
				Total			Motivo											
							Típico			Trajeto			Doença do Trabalho					
	2013	2014	2015	2013	2014	2015	2013	2014	2015	2013	2014	2015	2013	2014	2015	2013	2014	2015
TOTAL	**9.021**	**8.778**	**7.326**	**6.513**	**6.697**	**6.074**	**4.675**	**4.855**	**4.411**	**1.539**	**1.569**	**1.390**	**299**	**273**	**273**	**2.508**	**2.081**	**1.252**
Masculino	**5.808**	**5.454**	**4.349**	**4.242**	**4.146**	**3.551**	**3.110**	**3.040**	**2.608**	**984**	**975**	**812**	**148**	**131**	**131**	**1.566**	**1.308**	**798**
Feminino	**3.212**	**3.321**	**2.976**	**2.270**	**2.548**	**2.522**	**1.564**	**1.812**	**1.802**	**555**	**594**	**578**	**151**	**142**	**142**	**942**	**773**	**454**
Ignorado	**1**	**3**	**1**	**1**	**3**	**1**	**1**	**3**	**1**	**–**	**–**	**–**	**–**	**–**	**–**	**–**	**–**	**–**
Até 19 anos	173	166	134	145	129	124	120	90	89	25	36	34	–	3	1	28	37	10
Masculino	108	112	82	94	87	74	81	67	55	13	20	19	–	–	–	14	25	8
Feminino	65	53	52	51	41	50	39	22	34	12	16	15	–	3	1	14	12	2
Ignorado	–	1	–	–	1	–	–	1	–	–	–	–	–	–	–	–	–	–
20 a 24 anos	1.085	1.039	846	862	857	732	626	627	545	216	222	179	20	8	8	223	182	114
Masculino	790	708	591	632	583	508	473	426	385	149	153	119	10	4	4	158	125	83
Feminino	295	330	254	230	273	223	153	200	159	67	69	60	10	4	4	65	57	31
Ignorado	–	1	1	–	1	1	–	1	1	–	–	–	–	–	–	–	–	–
25 a 29 anos	1.475	1.505	1.186	1.162	1.195	1.023	844	870	729	291	305	270	27	20	24	313	310	163
Masculino	971	972	730	784	758	615	570	539	444	205	207	160	9	12	11	187	214	115
Feminino	504	532	456	378	436	408	274	330	285	86	98	110	18	8	13	126	96	48
Ignorado	–	1	–	–	1	–	–	1	–	–	–	–	–	–	–	–	–	–
30 a 34 anos	1.632	1.537	1.301	1.203	1.230	1.080	863	886	783	289	309	260	51	35	37	429	307	221
Masculino	1.034	924	757	776	752	620	571	538	457	185	193	147	20	21	16	258	172	137
Feminino	597	613	544	426	478	460	291	348	326	104	116	113	31	14	21	171	135	84
Ignorado	1	–	–	1	–	–	1	–	–	–	–	–	–	–	–	–	–	–
35 a 39 anos	1.343	1.350	1.236	962	1.026	1.024	697	758	750	212	220	229	53	48	45	381	324	212
Masculino	829	830	699	613	623	561	438	458	401	146	149	142	29	16	18	216	207	138
Feminino	514	520	537	349	403	463	259	300	349	66	71	87	24	32	27	165	117	74
Ignorado	–	–	–	–	–	–	–	–	–	–	–	–	–	–	–	–	–	–
40 a 44 anos	1.147	1.047	887	779	780	728	551	561	523	197	175	147	31	44	58	368	267	159
Masculino	721	608	510	485	452	413	350	336	301	123	100	86	12	16	26	236	156	97
Feminino	426	439	377	294	328	315	201	225	222	74	75	61	19	28	32	132	111	62
Ignorado	–	–	–	–	–	–	–	–	–	–	–	–	–	–	–	–	–	–
45 a 49 anos	859	866	708	579	606	556	401	426	428	122	125	93	56	55	35	280	260	152
Masculino	518	509	397	352	359	313	249	265	236	75	71	61	28	23	16	166	150	84
Feminino	341	357	311	227	247	243	152	161	192	47	54	32	28	32	19	114	110	68
Ignorado	–	–	–	–	–	–	–	–	–	–	–	–	–	–	–	–	–	–
50 a 54 anos	717	677	529	463	467	403	331	327	285	94	97	86	38	43	32	254	210	126
Masculino	444	411	292	281	283	220	209	211	163	48	45	41	24	27	16	163	128	72
Feminino	273	266	237	182	184	183	122	116	122	46	52	45	14	16	16	91	82	54
Ignorado	–	–	–	–	–	–	–	–	–	–	–	–	–	–	–	–	–	–
55 a 59 anos	394	387	309	237	264	258	156	194	171	66	55	63	15	15	24	157	123	51
Masculino	248	230	170	146	148	138	112	115	98	25	22	24	9	11	16	102	82	32
Feminino	146	157	139	91	116	120	44	79	73	41	33	39	6	4	8	55	41	19
Ignorado	–	–	–	–	–	–	–	–	–	–	–	–	–	–	–	–	–	–
60 a 64 anos	157	160	151	90	105	112	65	84	88	19	19	19	6	2	5	67	55	39
Masculino	115	115	99	57	70	71	40	58	60	12	11	7	5	1	4	58	45	28
Feminino	42	45	52	33	35	41	25	26	28	7	8	12	1	1	1	9	10	11
Ignorado	–	–	–	–	–	–	–	–	–	–	–	–	–	–	–	–	–	–
65 a 69 anos	29	34	30	21	28	25	15	25	14	5	3	7	1	–	4	8	6	5
Masculino	24	27	20	16	23	16	12	22	7	3	1	5	1	–	4	8	4	4
Feminino	5	7	10	5	5	9	3	3	7	2	2	2	–	–	–	–	2	1
Ignorado	–	–	–	–	–	–	–	–	–	–	–	–	–	–	–	–	–	–
70 anos e mais	9	9	9	9	9	9	6	6	6	3	3	3	–	–	–	–	–	–
Masculino	5	7	2	5	7	2	5	4	1	–	3	1	–	–	–	–	–	–
Feminino	4	2	7	4	2	7	1	2	5	3	–	2	–	–	–	–	–	–
Ignorado	–	–	–	–	–	–	–	–	–	–	–	–	–	–	–	–	–	–
Ignorada	1	1	–	1	1	–	–	1	–	–	–	–	1	–	–	–	–	–
Masculino	1	1	–	1	1	–	–	1	–	–	–	–	1	–	–	–	–	–
Feminino	–	–	–	–	–	–	–	–	–	–	–	–	–	–	–	–	–	–
Ignorado	–	–	–	–	–	–	–	–	–	–	–	–	–	–	–	–	–	–

Fonte: DATAPREV, CAT, SUB.
Nota: Os dados são preliminares, estando sujeitos a correções.

Capítulo 28 - Distrito Federal

28.3 - Quantidade mensal de acidentes do trabalho, por situação do registro e motivo, no Distrito Federal - 2013/2015

MESES	QUANTIDADE DE ACIDENTES DO TRABALHO																	
	Total			Com CAT Registrada												Sem CAT Registrada		
				Total			Motivo											
							Típico			Trajeto			Doença do Trabalho					
	2013	2014	2015	2013	2014	2015	2013	2014	2015	2013	2014	2015	2013	2014	2015	2013	2014	2015
TOTAL	**9.021**	**8.778**	**7.326**	**6.513**	**6.697**	**6.074**	**4.675**	**4.855**	**4.411**	**1.539**	**1.569**	**1.390**	**299**	**273**	**273**	**2.508**	**2.081**	**1.252**
Janeiro	677	691	702	468	492	552	329	371	438	110	97	91	29	24	23	209	199	150
Fevereiro	634	769	542	454	588	435	336	413	315	101	154	97	17	21	23	180	181	107
Março	739	800	681	534	617	566	387	449	405	113	137	135	34	31	26	205	183	115
Abril	746	719	622	538	535	544	399	398	398	115	116	130	24	21	16	208	184	78
Maio	746	775	589	570	588	490	395	410	346	146	148	115	29	30	29	176	187	99
Junho	729	673	645	551	511	551	388	369	387	138	126	136	25	16	28	178	162	94
Julho	879	720	678	637	552	541	478	396	397	132	136	124	27	20	20	242	168	137
Agosto	865	765	655	622	571	540	415	394	379	185	150	136	22	27	25	243	194	115
Setembro	803	849	595	548	637	494	392	456	358	134	148	113	22	33	23	255	212	101
Outubro	822	772	604	576	590	494	417	437	359	130	137	118	29	16	17	246	182	110
Novembro	717	648	551	520	528	468	375	386	344	125	127	108	20	15	16	197	120	83
Dezembro	664	597	462	495	488	399	364	376	285	110	93	87	21	19	27	169	109	63

Fonte: DATAPREV, CAT, SUB.
Nota: Os dados são preliminares, estando sujeitos a correções.

DISTRIBUIÇÃO DE ACIDENTES DO TRABALHO, POR MOTIVO, NO DISTRITO FEDERAL - 2015

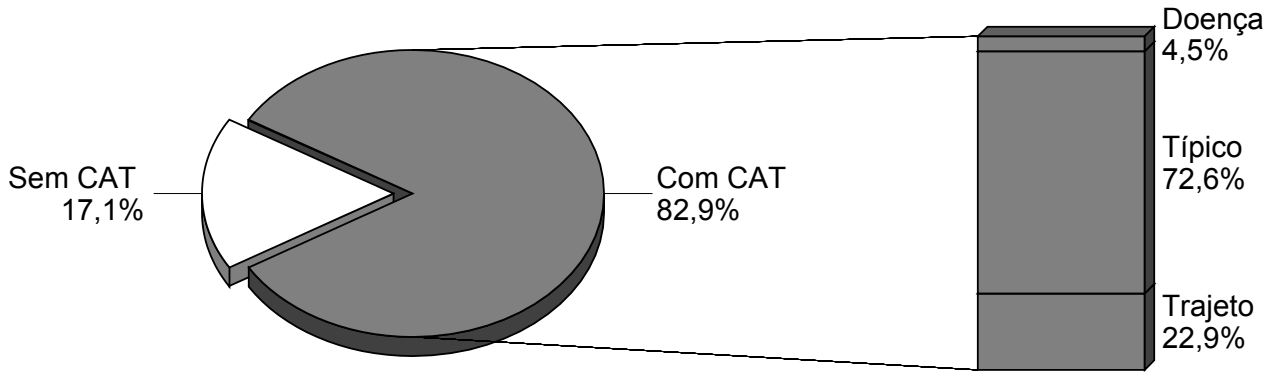

Fonte: DATAPREV, CAT, SUB.

Subseção B - Acidentes do Trabalho Liquidados

Acidentes do trabalho liquidados correspondem aos acidentes cujos processos foram encerrados administrativamente pelo INSS, depois de completado o tratamento e indenizadas as sequelas. As informações apresentadas nesta subseção foram extraídas do Sistema de Comunicação de Acidente do Trabalho e do Sistema Único de Benefícios – SUB. Deve ser ressaltado que a nova metodologia de caracterização de benefícios acidentários não tornou necessário alterar as tabelas dessa subseção, pois as mesmas já consideravam o total de benefícios acidentários concedidos pelo INSS.

Os acidentes liquidados são classificados segundo sua consequência em:

Simples assistência médica – atendimento médico seguido da pronta recuperação do segurado para o exercício da atividade laborativa;

Incapacidade com afastamento inferior a 15 dias – entende-se por incapacidade temporária a interrupção do exercício laboral durante o período de tratamento psicofísico-social por ocasião do acidente do trabalho. Para o segurado empregado o afastamento, quando inferior ou igual a 15 dias, não gera pagamento por parte do INSS, com a cobertura financeira (remuneração salarial) desse período ficando sob responsabilidade do empregador. Para os demais segurados a proteção previdenciária começa desde o primeiro dia de incapacidade;

Incapacidade com afastamento superior a 15 dias – entende-se por incapacidade temporária a interrupção do exercício laboral durante o período de tratamento psicofísico-social por ocasião do acidente do trabalho. Para o segurado empregado, somente o afastamento superior a 15 dias gera direito ao recebimento de benefício acidentário pago pelo INSS;

Incapacidade permanente – refere-se aos segurados que ficaram permanentemente incapacitados para o exercício laboral. A incapacidade permanente pode ser de dois tipos: a) parcial é quando após o devido tratamento psicofísico-social, o segurado apresenta sequela definitiva que implique redução da capacidade laborativa devidamente enquadrada em legislação específica, redução da capacidade laborativa com exigência de maior esforço para o desempenho da mesma atividade que exercia na época do acidente ou em impossibilidade de desempenho da atividade que exercia à época do acidente, permitido, porém, o desempenho de outra após processo de reabilitação profissional, nos casos indicados pela perícia médica do INSS; e b) total é quando o segurado apresenta incapacidade permanente e total para o exercício de qualquer atividade laborativa. No primeiro caso a informação é captada a partir da concessão do benefício auxílio-acidente por acidente do trabalho (espécie de benefício 94), e no segundo o benefício é a aposentadoria por invalidez por acidente do trabalho (espécie de benefício 92);

Óbito – é o falecimento do segurado ocorrido em função do acidente do trabalho durante o exercício laboral. Esta informação é captada a partir do registro da CAT por morte decorrente de acidente do trabalho e da habilitação de pensão por morte por acidente do trabalho em caso de morte de segurado em gozo de benefício acidentário, tendo em vista que

estas pensões são, necessariamente, vinculadas ao óbito decorrente de acidente do trabalho.

Para os acidentes cuja consequência foi simples assistência médica e incapacidade temporária utilizou-se a Data do Acidente – DA como referência temporal na contabilização dos acidentes liquidados a cada ano. Para mensurar o número de acidentes cuja consequência, no ano, foi incapacidade permanente utilizou-se a Data de Início do Benefício – DIB.

A contagem dos óbitos a partir do Sistema Único de Benefícios – SUB envolve algumas particularidades. A correta mensuração deve considerar os óbitos de segurados que possuíam dependentes e, portanto, geraram pensão por morte, mas também os daqueles que morreram e, por não possuírem dependentes, não geraram qualquer tipo de benefício. No primeiro caso, dados completos estão disponíveis no SUB. No segundo caso, só podem ser obtidos dados parciais, já que a rotina de captação do dado indicativo de morte decorrente de acidente do trabalho depende da comunicação do óbito através da CAT.

São apresentadas informações sobre a quantidade de acidentes do trabalho, para os anos de 2013 a 2015, segundo: a) consequência do acidente e CNAE para o Brasil, Grandes Regiões e Unidades da Federação; e b) dados mensais por consequência do acidente por Unidades da Federação.

Capítulo 29 - Brasil e Grandes Regiões

29.1 - Quantidade de acidentes do trabalho liquidados, por consequência, segundo a Classificação Nacional de Atividades Econômicas (CNAE), no Brasil - 2013/2015

(continua)

CNAE	QUANTIDADE DE ACIDENTES DO TRABALHO LIQUIDADOS																	
	Total			Consequência														
				Assistência Médica			Menos de 15 dias			Mais de 15 dias			Incapacidade Permanente			Óbito		
	2013	2014	2015	2013	2014	2015	2013	2014	2015	2013	2014	2015	2013	2014	2015	2013	2014	2015
TOTAL	**746.608**	**732.246**	**627.982**	**109.595**	**108.047**	**100.174**	**335.538**	**343.358**	**358.248**	**281.604**	**262.027**	**156.030**	**17.030**	**15.995**	**11.028**	**2.841**	**2.819**	**2.502**
0111	803	1.597	1.303	15	35	17	372	409	383	369	1.131	889	33	4	4	14	18	10
0112	174	1.243	966	3	1	4	119	138	114	44	1.103	843	4	1	4	4	–	1
0113	4.231	2.679	2.200	665	392	314	2.352	1.623	1.480	1.105	594	351	95	56	40	14	14	15
0114	27	68	63	–	–	–	18	23	21	8	45	41	–	–	1	1	–	–
0115	1.461	1.322	1.174	38	33	36	852	972	1.005	521	282	102	33	8	9	17	27	22
0116	80	75	43	5	2	–	35	63	39	39	9	3	–	–	–	1	1	1
0119	416	275	287	4	19	4	233	184	230	164	67	44	8	3	2	7	2	7
0121	307	1.992	1.484	5	5	6	235	118	106	64	1.867	1.368	3	1	2	–	1	2
0122	134	112	93	7	2	3	80	88	76	40	20	12	4	2	–	3	–	2
0131	1.273	1.009	978	85	124	208	776	626	648	378	239	106	31	14	14	3	6	2
0132	424	452	432	9	5	8	267	349	360	141	83	54	2	4	3	5	11	7
0133	1.166	801	713	58	72	44	550	567	589	516	129	62	35	27	14	7	6	4
0134	1.101	695	492	17	21	19	729	433	358	326	228	107	23	6	6	6	7	2
0135	72	40	46	–	1	–	30	34	41	41	5	3	1	–	1	–	–	1
0139	828	1.171	1.232	165	269	330	478	445	594	173	447	300	9	8	4	3	2	4
0141	1.125	1.036	1.391	52	42	58	652	677	1.089	406	299	232	6	7	2	9	11	10
0142	86	73	76	2	3	3	50	50	59	32	19	13	1	1	1	1	–	–
0151	3.267	2.408	1.831	61	64	53	1.516	1.520	1.458	1.644	775	291	21	17	16	25	32	13
0152	63	54	54	2	4	1	25	33	41	35	16	12	–	–	–	1	1	–
0153	16	10	6	–	–	–	6	4	6	10	5	–	–	–	–	–	1	–
0154	280	223	256	13	15	19	128	159	204	133	42	26	4	6	3	2	1	4
0155	1.667	1.349	1.032	134	110	82	921	933	803	582	262	124	22	32	18	8	12	5
0159	52	42	24	1	–	1	26	29	18	25	12	4	–	1	–	–	–	1
0161	1.508	1.310	1.450	123	87	153	688	872	1.084	630	295	174	46	36	21	21	20	18
0162	360	320	317	1	4	3	153	194	240	181	109	61	20	12	3	5	1	10
0163	105	80	81	8	2	9	29	47	52	66	27	17	2	4	2	–	–	1
0210	1.747	1.203	1.096	291	204	214	799	721	720	614	248	126	36	21	24	7	9	12
0220	140	130	109	18	19	5	54	66	80	61	38	17	7	2	5	–	5	2
0230	1.047	756	659	352	286	234	375	331	330	288	114	63	25	19	23	7	6	9
0311	151	52	57	14	–	4	74	29	39	52	17	12	6	5	2	5	1	–
0312	3	17	9	–	–	1	–	1	–	3	16	8	–	–	–	–	–	–
0321	88	79	78	–	3	6	59	61	60	25	11	12	2	4	–	2	–	–
0322	151	92	75	8	7	5	104	73	62	37	9	8	–	1	–	2	2	–
0500	363	290	256	55	22	21	129	129	114	154	122	112	21	15	9	4	2	–
0600	1.042	943	752	739	722	568	209	187	174	83	31	5	9	3	3	2	–	2
0710	1.228	926	754	769	587	509	265	262	191	178	65	34	6	8	7	10	4	13
0721	92	87	23	67	60	10	12	23	12	10	4	–	2	–	–	1	–	1
0722	92	53	37	52	38	25	26	11	10	12	4	1	–	–	1	2	–	–
0723	7	4	5	2	–	2	3	3	2	2	–	–	–	1	–	–	–	1
0724	452	405	286	260	240	170	92	87	69	90	72	41	7	5	4	3	1	2
0725	53	32	30	37	22	28	8	10	2	8	–	–	–	–	–	–	–	–
0729	345	300	252	191	218	174	63	50	65	81	28	9	6	2	3	4	2	1
0810	1.723	1.538	1.315	119	111	115	742	844	945	779	478	191	56	70	45	27	35	19
0891	199	131	112	61	21	22	92	70	77	43	36	11	3	2	1	–	2	1
0892	100	103	81	3	1	5	62	74	62	31	24	13	4	2	1	–	2	–
0893	29	43	30	6	7	4	13	31	22	8	4	4	2	1	–	–	–	–
0899	310	258	219	64	52	28	133	138	148	100	49	32	9	14	10	4	5	1
0910	1.372	1.146	869	1.029	884	609	169	181	219	165	71	24	5	7	7	4	3	10
0990	37	37	31	11	12	11	11	18	14	13	5	4	2	2	2	–	–	–
1011	6.820	5.484	5.258	1.199	879	1.077	3.302	3.558	3.708	2.231	959	396	76	75	59	12	13	18
1012	10.716	10.958	10.081	2.792	3.077	3.291	4.286	5.197	5.278	3.451	2.509	1.397	166	161	96	21	14	19
1013	2.184	1.793	1.643	184	217	279	1.098	1.120	1.182	851	424	157	46	28	19	5	4	6
1020	674	532	506	57	40	40	369	392	429	234	91	31	12	9	5	2	–	1
1031	391	305	280	13	29	39	147	171	188	219	96	46	9	7	3	3	2	4
1032	267	229	194	27	21	9	135	151	151	99	54	30	6	2	4	–	1	–
1033	568	491	417	134	122	93	266	285	282	158	75	35	8	5	3	2	4	4
1041	646	563	623	92	106	114	318	319	441	216	120	53	17	13	11	3	5	4
1042	157	161	177	33	37	30	76	96	129	46	26	14	1	1	2	1	1	2
1043	86	81	83	33	39	25	39	35	50	13	7	5	1	–	2	–	–	1
1051	413	307	306	32	28	17	211	180	239	163	96	44	6	3	4	1	–	2
1052	1.694	1.565	1.684	200	226	310	752	913	1.177	705	394	174	27	26	17	10	6	6
1053	305	257	247	39	34	26	116	131	177	141	85	41	9	5	2	–	2	1
1061	538	433	390	12	10	12	205	221	270	289	173	88	28	26	15	4	3	5
1062	706	665	601	59	57	59	417	460	480	215	122	53	14	22	6	1	4	3
1063	89	81	50	–	–	1	26	49	32	54	30	13	7	2	3	2	–	1
1064	177	119	90	3	3	5	67	75	70	104	37	10	3	3	4	–	1	1
1065	189	159	187	18	21	32	84	87	135	82	42	17	5	8	1	–	1	2
1066	1.406	1.207	1.297	104	100	135	698	761	973	548	309	152	43	25	22	13	12	15
1069	544	509	391	32	41	49	259	343	295	237	111	38	15	11	7	1	3	2
1071	12.053	9.194	7.733	2.086	2.232	2.207	6.594	5.343	4.834	3.069	1.360	502	250	232	156	54	27	34
1072	203	158	109	1	2	–	134	122	101	63	29	5	4	5	3	1	–	–
1081	365	291	258	14	16	14	212	209	200	127	55	36	10	8	7	2	3	1
1082	109	114	95	29	24	20	71	71	68	9	18	7	–	1	–	–	–	–
1091	2.688	1.994	1.907	95	131	72	1.065	1.142	1.493	1.491	675	302	30	41	37	7	5	3
1092	1.322	1.028	854	421	408	269	481	442	506	391	159	69	26	14	9	3	5	1
1093	1.173	941	764	160	153	171	621	575	503	371	194	76	19	18	13	2	1	1
1094	955	858	886	44	100	159	442	515	610	444	218	104	24	24	12	1	1	1
1095	237	179	150	28	19	17	112	108	112	90	47	19	6	5	2	1	–	–
1096	188	171	145	15	14	17	83	110	110	88	46	17	2	1	1	–	–	–
1099	2.228	1.807	1.603	336	294	223	1.029	1.051	1.163	820	420	190	37	32	23	6	10	4
1111	271	330	253	51	35	14	130	114	114	85	172	121	4	8	4	1	1	–
1112	163	189	138	8	13	9	107	118	98	42	56	29	5	1	2	1	1	–
1113	1.310	914	748	648	377	267	444	381	404	204	143	67	12	7	7	2	6	3

Capítulo 29 - Brasil e Grandes Regiões

29.1 - Quantidade de acidentes do trabalho liquidados, por consequência, segundo a Classificação Nacional de Atividades Econômicas (CNAE), no Brasil - 2013/2015

(continuação)

CNAE	QUANTIDADE DE ACIDENTES DO TRABALHO LIQUIDADOS																	
	Total			Consequência														
				Assistência Médica			Menos de 15 dias			Mais de 15 dias			Incapacidade Permanente			Óbito		
	2013	2014	2015	2013	2014	2015	2013	2014	2015	2013	2014	2015	2013	2014	2015	2013	2014	2015
1121	291	284	277	24	27	17	138	173	201	120	77	53	7	6	5	2	1	1
1122	2.667	2.313	1.797	597	481	341	1.381	1.487	1.295	651	318	137	29	21	18	9	6	6
1210	184	156	151	19	32	20	110	99	122	55	18	9	–	7	–	–	–	–
1220	137	93	90	43	27	32	52	43	42	39	20	14	3	3	1	–	–	1
1311	766	602	477	32	23	19	422	453	390	290	108	51	22	13	14	–	5	3
1312	196	188	114	6	1	2	115	150	99	71	37	9	4	–	4	–	–	–
1313	338	241	184	41	18	20	190	153	140	101	59	21	5	10	3	1	1	–
1314	163	87	65	16	13	7	57	52	44	89	21	11	1	1	3	–	–	–
1321	822	645	522	81	90	76	404	392	394	321	142	42	15	17	6	1	4	4
1322	85	65	45	2	2	–	58	49	42	23	13	1	2	1	2	–	–	–
1323	598	603	415	30	42	35	388	423	344	177	132	32	3	5	3	–	1	1
1330	481	361	270	43	36	20	256	232	209	174	83	32	8	9	7	–	1	2
1340	1.188	937	632	43	130	68	695	600	487	422	185	63	25	21	14	3	1	–
1351	962	727	613	35	45	55	456	516	476	450	143	71	17	21	11	4	2	–
1352	152	101	64	8	9	8	74	62	48	65	29	7	5	1	1	–	–	–
1353	112	97	93	27	18	17	48	68	73	36	6	1	1	5	2	–	–	–
1354	387	358	283	34	33	22	192	208	211	154	104	40	5	13	8	2	–	2
1359	1.233	839	638	101	66	51	722	592	503	392	164	74	18	17	9	–	–	1
1411	967	656	617	33	23	15	504	499	548	416	116	39	11	16	15	3	2	–
1412	5.721	3.262	2.919	163	261	460	2.006	2.147	2.034	3.419	745	325	127	103	90	6	6	10
1413	327	182	150	12	15	18	121	113	119	186	47	9	8	5	2	–	2	2
1414	254	181	131	12	10	7	106	111	101	123	53	22	13	5	1	–	2	–
1421	222	127	138	16	9	31	92	90	98	112	27	8	1	1	1	1	–	–
1422	247	178	99	6	62	18	120	90	68	119	22	9	2	3	4	–	1	–
1510	1.192	976	788	42	77	46	582	626	596	533	240	113	31	31	27	4	2	6
1521	165	157	138	2	7	5	72	69	94	90	77	36	1	4	3	–	–	–
1529	176	97	94	5	6	8	84	52	69	84	35	11	3	4	6	–	–	–
1531	2.083	1.434	1.240	169	161	131	881	880	941	995	362	143	35	29	21	3	2	4
1532	461	202	131	70	37	11	165	108	105	221	56	12	5	1	3	–	–	–
1533	1.694	857	526	27	20	44	939	647	430	709	173	46	14	14	4	5	3	2
1539	726	747	415	238	286	163	211	244	193	257	203	53	19	14	5	1	–	1
1540	336	229	218	13	17	17	122	112	157	191	89	39	9	10	5	1	1	–
1610	3.119	2.411	2.180	125	116	107	1.047	1.064	1.399	1.759	1.073	551	159	135	105	29	23	18
1621	1.379	933	767	110	117	99	441	457	494	742	309	140	79	46	31	7	4	3
1622	989	747	607	20	25	16	287	364	431	614	298	127	67	57	30	1	3	3
1623	766	647	517	36	16	14	421	426	416	289	173	75	20	30	11	–	2	1
1629	803	605	507	20	18	25	313	354	359	434	202	98	35	26	24	1	5	1
1710	703	585	640	374	336	358	204	186	235	114	57	40	6	6	1	5	–	6
1721	1.356	1.304	1.235	289	326	339	587	662	749	443	287	131	34	25	14	3	4	2
1722	139	75	92	5	4	2	42	39	65	88	31	24	4	1	1	–	–	–
1731	642	551	527	29	46	43	307	264	336	282	223	130	21	17	17	3	1	1
1732	174	137	97	2	3	5	101	77	63	70	53	25	1	4	4	–	–	–
1733	1.270	959	842	124	124	112	624	561	602	483	232	104	34	39	23	5	3	1
1741	496	624	495	26	32	23	284	311	340	172	266	124	13	14	7	1	1	1
1742	688	586	575	79	97	85	351	335	441	252	143	40	6	9	8	–	2	1
1749	391	440	392	32	45	60	185	257	260	164	128	66	10	10	6	–	–	–
1811	489	494	370	16	20	14	292	285	290	174	179	59	7	8	7	–	2	–
1812	379	656	477	173	171	113	152	109	160	51	361	199	3	15	5	–	–	–
1813	763	664	525	33	40	27	356	365	411	350	236	78	23	22	8	1	1	1
1821	173	156	134	6	12	8	76	93	96	84	48	22	6	2	8	1	1	–
1822	121	115	82	5	4	3	44	63	61	65	41	17	7	7	1	–	–	–
1830	51	33	16	1	–	2	40	30	11	10	3	3	–	–	–	–	–	–
1910	13	101	75	3	3	2	4	13	10	5	81	61	1	4	2	–	–	–
1921	1.251	1.031	995	756	584	550	371	352	409	116	85	34	6	4	1	2	6	1
1922	132	171	145	22	36	45	82	103	85	26	30	12	2	2	2	–	–	1
1931	6.077	4.967	4.325	1.053	1.068	956	3.468	2.988	2.838	1.436	813	443	99	74	66	21	24	22
1932	131	136	154	23	13	21	85	70	92	20	50	41	2	2	–	1	1	–
2011	49	37	23	18	22	13	20	12	10	10	3	–	1	–	–	–	–	–
2012	46	35	45	22	9	12	11	19	26	11	7	6	2	–	–	–	–	1
2013	1.033	1.035	974	276	268	296	525	611	620	210	137	52	17	13	3	5	6	3
2014	69	72	62	10	9	11	31	47	43	28	14	6	–	–	–	–	2	2
2019	224	206	213	80	65	70	109	106	127	33	32	12	1	2	3	1	1	1
2021	184	211	118	129	125	64	38	30	28	15	52	25	2	4	1	–	–	–
2022	78	96	78	30	27	21	38	23	24	8	44	31	2	2	2	–	–	–
2029	422	385	400	138	153	154	191	170	200	80	54	39	11	6	2	2	2	5
2031	228	205	165	84	59	53	96	81	73	43	63	37	5	1	2	–	1	–
2032	69	65	60	6	5	8	45	48	49	16	11	3	2	–	–	–	1	–
2033	45	40	48	21	14	23	20	21	24	3	5	–	1	–	1	–	–	–
2040	197	270	192	92	100	58	79	85	88	25	82	46	1	2	–	–	1	–
2051	122	97	64	33	32	16	50	43	42	37	19	5	2	3	–	–	–	1
2052	44	38	45	16	15	20	15	12	20	12	11	4	–	–	–	1	–	1
2061	427	427	326	66	62	52	215	279	237	136	72	26	5	10	9	5	4	2
2062	420	430	408	46	45	50	199	295	314	162	83	36	11	6	8	2	1	–
2063	970	840	731	113	111	96	560	572	579	282	136	50	13	18	6	2	3	–
2071	601	597	485	56	80	60	357	416	382	175	88	35	11	13	7	2	–	1
2072	31	26	23	4	1	2	15	16	19	10	8	1	2	1	–	–	–	1
2073	80	94	51	5	14	1	44	62	41	29	17	5	1	1	3	1	–	1
2091	142	183	178	7	13	3	89	92	98	45	76	73	1	2	4	–	–	–
2092	217	177	154	69	57	58	73	90	85	70	21	8	1	4	–	4	5	3
2093	200	191	153	26	26	13	124	129	129	46	34	10	3	2	1	1	–	–
2094	6	5	8	4	3	2	2	2	4	–	–	2	–	–	–	–	–	–
2099	921	891	794	198	218	191	495	539	517	217	116	73	9	15	10	2	3	3
2110	104	103	98	15	6	10	66	75	70	21	18	16	2	3	1	–	1	1
2121	1.412	1.302	1.355	153	205	233	854	860	1.003	390	213	104	12	18	14	3	6	1
2122	145	179	139	34	21	32	80	126	97	27	30	9	3	2	1	1	–	–

Capítulo 29 - Brasil e Grandes Regiões

29.1 - Quantidade de acidentes do trabalho liquidados, por consequência, segundo a Classificação Nacional de Atividades Econômicas (CNAE), no Brasil - 2013/2015

(continuação)

CNAE	QUANTIDADE DE ACIDENTES DO TRABALHO LIQUIDADOS																	
	Total			Consequência														
				Assistência Médica			Menos de 15 dias			Mais de 15 dias			Incapacidade Permanente			Óbito		
	2013	2014	2015	2013	2014	2015	2013	2014	2015	2013	2014	2015	2013	2014	2015	2013	2014	2015
2123	15	15	12	3	4	1	7	10	11	5	1	–	–	–	–	–	–	–
2211	1.280	1.041	781	490	518	372	412	339	322	366	168	68	12	14	15	–	2	4
2212	399	326	305	16	11	21	172	193	228	199	108	48	11	12	8	1	2	–
2219	1.583	1.869	1.395	159	164	99	769	780	686	610	874	572	42	47	33	3	4	5
2221	681	594	546	129	88	116	322	355	357	209	140	63	21	10	7	–	1	3
2222	3.950	3.500	3.064	177	226	251	2.237	2.310	2.395	1.443	890	367	80	69	43	13	5	8
2223	684	606	495	188	219	199	336	303	267	150	74	22	4	7	6	6	3	1
2229	6.273	5.140	3.803	552	664	429	3.524	3.276	2.895	2.060	1.095	386	125	95	82	12	10	11
2311	963	1.004	789	52	77	90	657	703	591	242	215	99	8	4	6	4	5	3
2312	338	224	165	152	76	36	112	106	107	72	36	20	1	6	1	1	–	1
2319	551	434	444	24	45	53	326	275	357	188	104	31	11	9	3	2	1	–
2320	785	748	568	274	301	214	325	332	306	166	93	41	12	18	6	8	4	1
2330	3.889	2.820	2.229	230	205	219	1.659	1.525	1.571	1.845	952	347	127	118	70	28	20	22
2341	272	192	142	81	74	46	68	68	71	107	40	16	14	10	8	2	–	1
2342	3.901	2.825	2.321	314	365	328	1.448	1.498	1.536	2.006	833	359	114	111	78	19	18	20
2349	533	347	334	48	60	48	164	183	244	302	92	30	18	11	12	1	1	–
2391	1.210	984	909	24	38	30	510	582	724	619	335	128	44	23	19	13	6	8
2392	248	229	206	60	48	43	108	128	145	71	41	16	7	9	2	2	3	–
2399	719	601	512	89	71	75	374	388	369	235	126	60	18	12	7	3	4	1
2411	520	430	253	46	62	47	277	240	181	184	118	19	7	9	5	6	1	1
2412	463	326	184	205	151	93	153	113	69	94	56	16	10	5	5	1	1	1
2421	94	101	73	40	46	24	25	33	40	29	19	7	–	2	1	–	1	1
2422	534	556	539	201	238	266	208	222	226	112	86	33	9	8	11	4	2	3
2423	975	943	705	542	524	369	261	301	277	153	94	47	15	23	10	4	1	2
2424	735	601	414	182	123	74	354	346	299	188	117	37	11	14	3	–	1	1
2431	699	617	397	114	136	93	390	371	276	182	97	23	9	11	4	4	2	1
2439	109	132	101	14	36	21	51	68	65	42	24	11	2	4	3	–	–	1
2441	878	586	497	249	140	160	372	318	271	241	110	46	14	18	19	2	–	1
2442	18	13	11	3	1	1	9	5	2	5	7	8	1	–	–	–	–	–
2443	270	170	197	50	46	40	117	71	131	98	42	22	5	10	3	–	1	1
2449	357	300	213	29	36	28	178	176	154	139	73	25	11	13	6	–	2	–
2451	4.678	3.891	2.783	2.040	1.870	1.447	1.647	1.479	1.136	940	507	158	46	33	33	5	2	9
2452	552	527	413	31	36	41	317	307	271	195	170	97	9	13	3	–	1	1
2511	3.027	2.710	1.826	320	476	253	1.600	1.438	1.224	1.022	733	305	74	48	39	11	15	5
2512	1.849	1.456	1.222	46	74	80	898	886	922	859	454	182	39	37	33	7	5	5
2513	682	606	376	95	85	29	366	389	303	205	117	37	9	13	6	7	2	1
2521	447	370	272	16	15	11	272	241	217	152	103	36	7	11	5	–	–	3
2522	120	239	151	3	7	7	69	73	62	48	148	79	–	10	3	–	1	–
2531	408	281	208	48	24	29	242	172	141	113	81	36	4	4	2	1	–	–
2532	1.403	1.136	892	72	60	57	824	761	711	463	295	100	36	17	21	8	3	3
2539	1.945	1.698	1.180	100	149	76	994	1.044	936	820	464	146	27	38	19	4	3	3
2541	240	174	172	56	70	67	106	76	95	75	23	8	3	5	2	–	–	–
2542	967	850	718	29	43	29	483	522	553	435	261	111	18	21	21	2	3	4
2543	625	506	432	93	109	85	313	275	301	210	116	36	9	6	9	–	–	1
2550	443	324	297	74	74	76	287	213	206	81	34	14	1	3	1	–	–	–
2591	783	668	581	141	141	114	455	372	405	172	145	50	13	10	12	2	–	–
2592	961	774	570	83	71	79	487	482	404	372	202	76	17	16	8	2	3	3
2593	615	565	456	20	36	38	269	325	340	306	181	65	20	21	11	–	2	2
2599	3.920	3.233	2.527	337	308	235	2.198	2.118	1.980	1.309	738	261	69	65	48	7	4	3
2610	566	522	397	38	68	44	311	368	324	206	76	21	10	8	7	1	2	1
2621	305	229	145	28	23	18	200	172	118	74	32	8	2	2	1	1	–	–
2622	399	439	380	27	87	76	218	309	285	149	41	16	3	2	3	2	–	–
2631	134	92	77	11	14	15	75	57	54	48	16	5	–	5	–	–	–	3
2632	337	211	143	115	75	44	127	118	91	88	12	1	7	6	7	–	–	–
2640	872	769	607	23	92	125	425	609	457	418	65	18	5	3	7	1	–	–
2651	437	398	279	59	58	42	260	283	218	112	52	18	4	1	–	2	4	1
2652	32	11	10	2	–	–	13	9	10	17	1	–	–	1	–	–	–	–
2660	109	99	62	11	18	5	78	64	54	20	17	3	–	–	–	–	–	–
2670	23	19	23	1	1	2	7	13	19	15	4	2	–	1	–	–	–	–
2680	4	3	–	–	–	–	3	2	–	1	1	–	–	–	–	–	–	–
2710	1.384	1.048	783	208	156	146	831	713	570	333	167	59	8	10	6	4	2	2
2721	76	65	60	5	2	8	44	47	26	26	13	25	1	3	1	–	–	–
2722	259	255	178	9	5	1	106	128	130	139	108	40	5	9	6	–	5	1
2731	776	559	466	113	80	109	439	351	314	206	114	37	11	8	5	7	6	1
2732	272	230	169	40	29	20	137	147	130	91	52	14	3	1	5	1	1	–
2733	796	679	521	117	130	72	413	409	395	255	125	46	7	14	8	4	1	–
2740	381	270	190	53	12	6	170	180	152	150	66	25	6	12	6	2	–	1
2751	1.540	1.267	942	282	150	140	824	832	683	416	272	111	17	12	7	1	1	1
2759	425	302	249	29	23	36	235	208	182	154	63	25	7	8	6	–	–	–
2790	614	529	398	61	61	46	315	345	294	224	115	54	13	7	3	1	1	1
2811	293	354	231	106	72	50	125	160	131	56	114	46	2	8	4	4	–	–
2812	397	419	304	55	44	50	232	262	213	106	105	37	4	7	4	–	1	–
2813	457	346	291	26	21	29	242	226	218	186	87	41	3	10	3	–	2	–
2814	216	250	180	57	81	49	92	123	110	63	42	15	4	4	6	–	–	–
2815	307	274	250	18	27	29	183	181	180	101	62	40	3	4	–	2	–	1
2821	249	260	180	22	12	11	149	176	136	75	67	30	3	5	2	–	–	1
2822	966	840	615	88	75	77	540	529	471	325	216	59	11	15	4	2	5	4
2823	663	591	505	34	24	47	371	424	393	248	131	61	10	10	3	–	2	1
2824	185	216	140	65	68	41	81	121	91	37	23	5	2	3	2	–	1	1
2825	85	72	51	11	7	18	45	50	31	28	13	2	1	1	–	–	1	–
2829	1.943	1.686	1.355	167	206	172	1.122	1.125	1.014	610	320	147	39	31	17	5	4	5
2831	298	267	174	63	59	48	153	152	106	79	52	18	3	1	2	–	3	–
2832	58	60	49	2	–	1	35	48	43	20	12	5	1	–	–	–	–	–
2833	3.219	2.990	2.378	137	195	169	1.879	1.987	1.838	1.157	773	328	41	29	38	5	6	5
2840	674	567	474	81	99	92	394	361	343	186	96	34	12	9	4	1	2	1

Capítulo 29 - Brasil e Grandes Regiões

29.1 - Quantidade de acidentes do trabalho liquidados, por consequência, segundo a Classificação Nacional de Atividades Econômicas (CNAE), no Brasil - 2013/2015

(continuação)

CNAE	QUANTIDADE DE ACIDENTES DO TRABALHO LIQUIDADOS																	
	Total			Consequência														
				Assistência Médica			Menos de 15 dias			Mais de 15 dias			Incapacidade Permanente			Óbito		
	2013	2014	2015	2013	2014	2015	2013	2014	2015	2013	2014	2015	2013	2014	2015	2013	2014	2015
2851	239	409	184	119	171	91	86	215	84	31	21	7	2	2	2	1	–	–
2852	279	219	171	27	30	41	184	157	118	66	28	9	1	4	3	1	–	–
2853	249	182	89	80	74	32	74	82	49	87	22	6	7	4	2	1	–	–
2854	480	290	197	173	100	39	229	136	140	78	49	16	–	5	1	–	–	1
2861	309	237	160	16	23	16	179	140	126	105	65	15	5	7	3	4	2	–
2862	631	596	436	25	35	25	387	423	360	215	127	45	3	10	4	1	1	2
2863	67	44	57	4	3	–	36	26	48	24	13	7	2	2	2	1	–	–
2864	65	55	42	4	1	1	25	41	35	35	12	5	1	1	1	–	–	–
2865	84	53	66	9	11	11	32	28	49	42	12	5	1	2	–	–	–	1
2866	85	72	36	5	1	2	53	53	29	26	16	5	1	2	–	–	–	–
2869	1.680	1.400	1.076	129	117	77	925	954	872	585	300	97	33	25	28	8	4	2
2910	5.651	3.358	1.981	2.473	1.565	992	1.798	1.365	877	1.252	288	69	123	135	36	5	5	7
2920	1.482	831	524	756	324	198	499	338	249	203	129	68	23	35	9	1	5	–
2930	3.293	2.992	2.111	295	331	256	1.878	2.115	1.674	1.082	499	155	34	44	21	4	3	5
2941	1.883	1.346	1.071	255	297	211	987	810	745	597	195	75	42	44	40	2	–	–
2942	610	596	540	144	219	229	273	292	268	181	82	37	9	3	5	3	–	1
2943	620	613	474	93	115	80	339	398	349	176	91	35	10	9	8	2	–	2
2944	744	525	328	196	164	93	266	242	196	256	97	33	26	19	6	–	3	–
2945	757	578	298	47	196	28	355	277	234	346	90	27	7	14	9	2	1	–
2949	6.987	5.129	3.862	1.170	840	668	3.809	3.319	2.818	1.873	846	309	124	111	64	11	13	3
2950	172	120	87	5	8	5	64	67	66	99	39	14	2	5	2	2	1	–
3011	2.784	2.438	1.853	1.507	1.339	877	665	735	823	560	309	119	48	52	30	4	3	4
3012	115	75	62	2	3	5	64	51	43	46	18	11	3	2	2	–	1	1
3031	317	255	146	79	72	47	154	151	84	80	28	13	4	4	1	–	–	1
3032	86	88	87	26	12	5	35	63	71	23	12	10	–	1	1	2	–	–
3041	466	365	308	225	218	219	137	122	85	100	18	3	4	7	1	–	–	–
3042	90	66	50	38	30	14	38	33	35	14	2	1	–	1	–	–	–	–
3091	599	523	456	24	193	239	418	280	193	150	47	16	6	3	8	1	–	–
3092	233	167	138	21	16	14	122	109	106	81	38	13	9	4	4	–	–	1
3099	163	129	102	6	22	33	96	71	58	58	31	7	3	5	3	–	–	1
3101	5.639	4.094	3.451	184	207	178	2.380	2.320	2.601	2.899	1.365	542	164	194	125	12	8	5
3102	1.350	1.053	682	143	161	50	651	641	526	529	224	88	24	24	15	3	3	3
3103	172	136	100	4	8	3	85	79	71	78	45	18	5	4	8	–	–	–
3104	705	583	418	18	28	25	410	407	333	259	132	52	16	13	7	2	3	1
3211	113	68	76	11	6	6	56	39	56	44	19	9	2	3	4	–	1	1
3212	105	92	66	9	7	6	65	45	38	30	38	22	–	1	–	1	1	–
3220	37	49	37	3	5	6	18	34	27	15	9	4	1	1	–	–	–	–
3230	130	515	643	1	4	3	62	71	53	63	438	583	3	2	4	1	–	–
3240	327	263	232	6	11	9	169	192	192	146	54	27	6	6	3	–	–	1
3250	1.018	870	772	61	92	71	566	603	621	374	155	63	14	11	14	3	9	3
3291	204	322	269	13	12	12	120	93	89	68	214	166	3	3	2	–	–	–
3292	321	237	155	28	6	5	164	179	127	119	43	20	8	6	2	2	3	1
3299	740	665	594	37	48	55	392	432	477	293	170	52	14	13	6	4	2	4
3311	141	153	107	8	16	11	75	86	77	54	43	17	2	7	2	2	1	–
3312	88	88	101	8	16	18	44	47	74	35	23	7	–	1	1	1	1	1
3313	222	184	193	20	15	7	121	128	155	77	40	25	4	1	2	–	–	4
3314	1.661	1.316	1.115	364	358	259	672	644	722	563	268	107	51	38	21	11	8	6
3315	48	62	52	8	10	10	28	38	36	9	12	5	3	1	1	–	1	–
3316	373	324	325	108	51	66	221	238	240	40	28	12	1	5	5	3	2	2
3317	154	271	138	29	111	18	68	112	107	55	44	13	1	3	–	1	1	–
3319	140	101	157	21	9	33	63	62	99	54	25	24	2	5	1	–	–	–
3321	400	309	299	69	54	61	157	163	200	157	78	30	13	12	4	4	2	4
3329	245	186	161	7	9	5	101	94	120	128	71	30	8	10	5	1	2	1
3511	883	1.150	1.086	241	256	300	456	516	519	167	354	246	8	15	12	11	9	9
3512	398	210	215	81	69	62	249	98	122	58	35	20	4	4	6	6	4	5
3513	44	36	19	13	12	6	19	19	10	11	4	1	–	–	2	1	1	–
3514	1.844	1.525	1.600	443	348	414	1.005	970	1.070	355	181	82	32	21	21	9	5	13
3520	65	48	40	30	21	11	31	24	26	4	3	1	–	–	2	–	–	–
3530	18	8	12	8	3	2	7	4	9	3	1	1	–	–	–	–	–	–
3600	3.424	2.931	2.658	579	544	519	2.029	1.992	1.966	762	332	141	44	45	21	10	18	11
3701	85	106	123	20	22	20	40	67	98	23	15	5	1	1	–	1	1	–
3702	500	410	351	58	29	25	302	313	301	124	53	17	12	12	7	4	3	1
3811	7.345	6.447	6.205	743	710	703	4.675	4.688	5.104	1.818	928	322	89	92	57	20	29	19
3812	153	138	101	36	46	34	79	68	61	35	22	3	2	2	3	1	–	–
3821	1.906	1.243	744	196	122	95	1.223	938	566	471	164	62	13	18	18	3	1	3
3822	281	308	316	59	69	108	162	204	194	57	31	11	3	2	3	–	2	–
3831	286	242	187	27	24	15	134	148	150	119	61	18	4	9	3	2	–	1
3832	320	248	221	17	8	13	122	138	159	160	95	37	17	7	8	4	–	4
3839	464	404	375	42	37	35	174	239	286	227	106	47	19	18	5	2	4	2
3900	42	40	36	26	20	19	12	17	15	4	3	2	–	–	–	–	–	–
4110	5.688	4.324	4.306	257	191	203	3.062	2.926	3.524	2.243	1.089	479	100	89	75	26	29	25
4120	22.604	16.406	13.090	1.432	1.212	948	9.745	9.912	9.815	10.537	4.418	1.685	746	729	535	144	135	107
4211	5.739	4.841	3.647	879	838	830	2.846	2.844	2.433	1.824	970	269	131	128	84	59	61	31
4212	2.468	1.764	1.397	891	660	531	862	769	731	650	277	96	43	46	27	22	12	12
4213	991	722	610	47	50	46	459	456	475	443	193	66	33	14	19	9	9	4
4221	6.228	8.217	6.947	1.612	1.677	1.125	2.830	2.750	2.886	1.646	3.668	2.836	83	78	60	57	44	40
4222	688	582	576	39	51	94	324	372	412	302	136	54	13	17	13	10	6	3
4223	121	219	125	55	49	27	39	58	36	26	108	57	1	2	2	–	2	3
4291	215	235	124	68	93	22	94	95	79	52	40	16	1	6	6	–	1	1
4292	3.615	2.526	1.589	1.940	1.503	806	673	623	625	930	330	104	61	59	45	11	11	9
4299	3.683	2.892	1.896	742	624	348	1.541	1.560	1.288	1.267	596	170	106	89	81	27	23	9
4311	81	69	66	11	5	6	24	37	44	42	23	6	4	4	9	–	–	1
4312	186	120	106	47	27	18	71	61	74	65	28	13	2	1	1	1	3	–
4313	1.392	1.226	1.038	116	143	126	536	673	718	664	336	134	60	52	42	16	22	18
4319	92	57	66	46	20	23	16	21	25	27	13	13	3	2	4	–	1	1

Capítulo 29 - Brasil e Grandes Regiões

29.1 - Quantidade de acidentes do trabalho liquidados, por consequência, segundo a Classificação Nacional de Atividades Econômicas (CNAE), no Brasil - 2013/2015

(continuação)

CNAE	QUANTIDADE DE ACIDENTES DO TRABALHO LIQUIDADOS																	
	Total			Consequência														
				Assistência Médica			Menos de 15 dias			Mais de 15 dias			Incapacidade Permanente			Óbito		
	2013	2014	2015	2013	2014	2015	2013	2014	2015	2013	2014	2015	2013	2014	2015	2013	2014	2015
4321	2.604	2.158	1.973	222	220	228	1.227	1.273	1.446	1.088	575	228	48	56	46	19	34	25
4322	977	911	735	65	65	56	506	578	574	386	241	90	19	23	10	1	4	5
4329	1.146	901	817	193	212	189	486	465	549	421	189	52	36	25	21	10	10	6
4330	2.294	1.818	1.276	70	106	83	952	998	937	1.169	598	191	86	95	54	17	21	11
4391	911	731	542	103	89	66	428	433	405	347	170	48	29	32	23	4	7	–
4399	3.290	2.471	1.976	261	230	183	1.353	1.358	1.396	1.553	759	298	97	106	77	26	18	22
4511	2.814	2.452	1.973	129	130	116	1.597	1.634	1.565	1.024	610	241	53	65	42	11	13	9
4512	61	348	249	2	2	1	29	24	16	27	321	232	1	1	–	2	–	–
4520	2.564	1.882	1.570	77	82	71	966	983	1.130	1.435	731	307	74	75	45	12	11	17
4530	5.429	4.294	3.639	150	171	148	2.173	2.365	2.708	2.930	1.600	670	145	131	95	31	27	18
4541	948	775	641	23	33	29	346	330	413	553	383	178	22	28	16	4	1	5
4542	2	19	6	–	–	–	2	3	3	–	15	3	–	1	–	–	–	–
4543	48	63	40	–	1	1	21	18	20	27	42	18	–	1	1	–	1	–
4611	199	33	31	2	1	–	143	21	24	50	11	6	4	–	1	–	–	–
4612	34	8	7	7	2	1	16	4	4	8	2	2	3	–	–	–	–	–
4613	19	13	14	1	2	–	6	3	12	10	8	1	2	–	–	–	–	1
4614	25	23	12	2	5	–	15	12	10	8	4	1	–	1	1	–	1	–
4615	8	8	3	–	1	–	–	3	3	8	2	–	–	2	–	–	–	–
4616	14	17	10	1	–	–	4	14	9	9	2	1	–	1	–	–	–	–
4617	73	82	62	2	3	4	32	50	52	37	28	6	2	–	–	–	1	–
4618	41	18	20	1	1	2	13	10	16	22	6	2	5	1	–	–	–	–
4619	94	58	45	5	1	2	32	31	36	48	19	5	8	7	2	1	–	–
4621	219	227	180	10	16	4	129	163	152	77	40	22	3	7	2	–	1	–
4622	238	218	210	13	22	16	111	122	164	93	57	28	15	14	2	6	3	–
4623	1.001	747	686	29	45	59	494	444	522	446	223	75	24	24	12	8	11	18
4631	237	201	191	4	7	8	118	139	150	110	52	30	3	3	3	2	–	–
4632	616	441	409	47	42	44	257	231	290	287	146	59	15	14	14	10	8	2
4633	667	516	535	9	16	20	273	291	407	360	183	80	20	18	16	5	8	12
4634	671	573	478	18	28	28	335	374	383	294	145	55	20	17	9	4	9	3
4635	3.613	2.969	2.727	519	433	373	1.704	1.849	2.082	1.327	628	227	50	49	36	13	10	9
4636	126	87	71	10	16	14	50	45	47	61	23	3	3	2	4	2	1	3
4637	608	558	494	20	15	26	284	348	390	285	179	61	14	13	12	5	3	5
4639	1.919	1.659	1.467	121	82	71	940	1.056	1.192	815	472	176	31	33	16	12	16	12
4641	187	170	122	9	13	13	73	107	93	102	45	14	3	3	2	–	2	–
4642	190	184	174	6	10	11	84	118	139	97	52	20	3	3	3	–	1	1
4643	67	52	44	3	–	1	31	33	36	32	18	5	1	1	2	–	–	–
4644	514	454	477	26	39	40	264	302	378	217	102	57	5	9	–	2	2	2
4645	246	223	235	19	32	34	114	133	176	110	54	22	3	3	2	–	1	1
4646	378	374	422	26	43	55	179	218	306	167	109	53	3	3	5	3	1	3
4647	293	245	197	16	9	11	162	179	160	108	53	21	7	3	5	–	1	–
4649	840	641	665	42	45	51	399	403	522	372	180	75	25	10	14	2	3	3
4651	149	117	95	15	14	11	80	65	70	50	36	13	1	2	1	3	–	–
4652	67	74	53	3	5	2	40	43	46	24	25	5	–	1	–	–	–	–
4661	504	490	438	41	59	32	279	310	361	174	110	39	5	10	4	5	1	2
4662	227	221	160	62	44	33	110	133	112	51	37	14	4	3	1	–	4	–
4663	450	398	321	29	65	30	227	228	242	184	95	39	10	5	6	–	5	4
4664	69	73	39	8	9	4	39	44	31	19	19	2	2	–	1	1	1	1
4665	93	82	63	4	2	5	45	52	52	42	26	5	1	1	1	1	1	–
4669	394	409	306	65	64	26	177	253	234	136	82	43	13	7	1	3	3	2
4671	371	307	252	12	12	6	119	143	190	219	129	37	18	18	14	3	5	5
4672	562	464	394	38	19	30	325	310	309	188	126	46	8	7	6	3	2	3
4673	154	121	121	8	9	11	83	80	90	58	27	20	5	5	–	–	–	–
4674	98	100	84	10	14	5	54	63	65	31	21	13	3	1	1	–	1	–
4679	1.017	874	766	97	104	49	521	539	607	373	202	94	19	21	12	7	8	4
4681	347	305	275	67	50	44	141	174	187	124	68	32	7	9	8	8	4	4
4682	781	714	707	120	109	120	435	461	533	206	126	46	20	16	5	–	2	3
4683	333	285	250	22	21	23	155	185	202	143	72	17	8	4	5	5	3	3
4684	240	219	192	21	14	27	126	158	143	86	44	18	6	2	1	1	1	3
4685	632	443	385	35	42	33	389	282	305	197	111	42	9	7	4	2	1	1
4686	340	292	266	13	13	14	165	186	205	153	87	40	9	4	7	–	2	–
4687	1.372	1.052	901	67	59	49	598	607	669	648	325	143	52	53	37	7	8	3
4689	774	626	525	71	71	74	385	368	361	284	162	72	26	21	14	8	4	4
4691	790	691	714	39	53	40	429	473	588	315	155	74	6	9	6	1	1	6
4692	98	79	88	1	7	4	47	43	70	49	24	13	1	5	–	–	–	1
4693	1.187	985	955	34	45	35	685	699	825	445	218	79	15	20	12	8	3	4
4711	23.287	19.533	18.577	660	845	844	13.739	14.634	15.882	8.644	3.842	1.671	206	169	135	38	43	45
4712	2.350	1.542	1.456	50	55	44	817	856	1.103	1.392	544	263	85	74	36	6	13	10
4713	1.852	1.186	1.138	46	50	78	1.090	856	927	676	248	112	37	27	18	3	5	3
4721	1.985	1.404	1.194	43	45	34	708	771	864	1.155	518	231	75	65	63	4	5	2
4722	1.109	831	781	15	23	17	429	498	619	637	288	123	26	19	21	2	3	1
4723	539	381	369	10	10	20	175	185	237	337	164	94	15	20	14	2	2	4
4724	600	439	431	15	10	23	313	308	353	257	109	45	13	10	9	2	2	1
4729	1.018	928	879	27	60	87	438	530	655	517	315	123	31	20	7	5	3	7
4731	2.892	2.130	2.011	73	66	83	1.063	1.133	1.468	1.657	847	380	76	58	54	23	26	26
4732	47	46	43	2	2	2	15	30	34	26	13	6	2	1	1	2	–	–
4741	412	279	255	6	13	10	139	134	169	252	120	69	13	11	4	2	1	3
4742	614	506	443	21	27	22	263	291	317	309	163	84	18	19	17	3	6	3
4743	769	674	515	15	29	19	341	378	386	383	236	99	26	26	7	4	5	4
4744	8.659	6.628	5.475	234	298	215	3.086	3.563	3.981	4.974	2.453	1.025	315	265	209	50	49	45
4751	842	657	585	39	46	41	331	378	446	455	219	89	13	11	3	4	3	6
4752	422	356	318	19	21	10	142	195	245	251	127	54	7	9	8	3	4	1
4753	2.821	2.159	1.588	61	84	62	1.392	1.332	1.244	1.316	695	249	44	35	22	8	13	11
4754	1.920	1.436	1.243	52	53	57	745	781	918	1.070	534	229	47	60	34	6	8	5
4755	476	408	299	6	17	9	166	243	222	292	130	63	9	12	4	3	6	1
4756	20	24	18	–	2	–	8	8	9	12	12	6	–	1	2	–	1	1

Capítulo 29 - Brasil e Grandes Regiões

29.1 - Quantidade de acidentes do trabalho liquidados, por consequência, segundo a Classificação Nacional de Atividades Econômicas (CNAE), no Brasil - 2013/2015

(continuação)

CNAE	QUANTIDADE DE ACIDENTES DO TRABALHO LIQUIDADOS																	
	Total			Consequência														
				Assistência Médica			Menos de 15 dias			Mais de 15 dias			Incapacidade Permanente			Óbito		
	2013	2014	2015	2013	2014	2015	2013	2014	2015	2013	2014	2015	2013	2014	2015	2013	2014	2015
4757	262	239	185	11	15	10	98	118	132	142	95	37	10	6	5	1	5	1
4759	626	477	487	25	24	27	247	236	351	336	203	94	17	11	14	1	3	1
4761	562	442	371	7	11	21	222	240	270	317	177	70	14	14	10	2	–	–
4762	14	10	3	–	1	–	5	2	3	8	6	–	1	1	–	–	–	–
4763	436	412	359	18	12	11	180	253	299	234	140	44	1	4	4	3	3	1
4771	2.733	2.317	2.139	272	246	269	1.115	1.335	1.526	1.300	702	314	38	30	18	8	4	12
4772	388	315	316	22	18	37	163	185	221	196	105	54	6	7	4	1	–	–
4773	99	86	62	9	4	7	48	59	43	41	21	10	1	2	2	–	–	–
4774	195	175	146	3	7	6	66	96	114	124	66	22	2	6	2	–	–	2
4781	3.169	2.473	2.266	142	193	128	1.368	1.482	1.780	1.601	752	309	52	39	38	6	7	11
4782	1.088	835	854	50	51	53	474	520	672	543	251	120	18	10	8	3	3	1
4783	125	101	84	7	2	4	47	50	66	69	46	12	2	2	2	–	1	–
4784	1.025	702	672	46	54	36	260	280	450	670	317	157	45	42	24	4	9	5
4785	73	58	46	1	1	3	32	31	35	36	25	8	4	1	–	–	–	–
4789	3.729	2.997	2.434	145	158	137	1.565	1.681	1.830	1.887	1.034	379	109	103	78	23	21	10
4911	776	655	553	426	367	273	199	218	255	135	57	17	12	9	6	4	4	2
4912	1.630	1.307	1.312	182	131	91	1.227	1.076	1.171	206	91	47	12	4	–	3	5	3
4921	7.727	5.133	4.873	211	160	129	2.559	3.133	3.852	4.581	1.480	619	352	323	234	24	37	39
4922	1.990	1.270	1.045	60	53	53	689	740	766	1.106	365	145	118	94	61	17	18	20
4923	203	173	121	10	5	15	65	93	85	118	68	18	7	5	3	3	2	–
4924	103	64	45	2	–	3	27	31	28	68	27	11	6	4	3	–	2	–
4929	736	563	487	53	56	71	222	281	315	416	181	70	39	31	22	6	14	9
4930	18.679	14.639	12.713	1.289	1.354	1.155	7.513	7.909	9.027	9.025	4.569	1.839	552	511	398	300	296	294
4940	302	244	209	200	171	141	54	50	56	47	22	8	–	1	2	1	–	2
4950	3	2	2	–	–	–	2	1	2	1	1	–	–	–	–	–	–	–
5011	78	74	66	12	14	19	35	42	41	28	12	3	3	6	3	–	–	–
5012	21	25	17	5	2	2	8	17	12	7	2	2	1	3	1	–	1	–
5021	299	248	237	30	25	20	153	156	189	105	58	16	8	7	6	3	2	6
5022	11	11	26	–	–	2	4	4	20	6	5	3	1	1	1	–	1	–
5030	600	576	495	289	268	239	200	167	173	107	116	72	4	23	11	–	2	–
5091	64	66	52	1	1	6	38	48	39	24	13	7	1	3	–	–	1	–
5099	3	1	1	–	–	–	–	–	–	2	1	1	1	–	–	–	–	–
5111	1.038	1.342	1.080	96	56	36	708	754	673	222	529	367	10	3	2	2	–	2
5112	92	124	98	16	13	6	55	43	31	17	67	58	1	1	1	3	–	2
5120	33	47	39	1	2	3	18	23	25	13	22	9	–	–	1	1	–	1
5211	1.959	1.777	1.652	199	147	196	1.021	1.099	1.161	668	480	245	58	33	33	13	18	17
5212	883	1.209	892	115	120	75	347	354	386	370	697	405	44	36	26	7	2	–
5221	569	614	641	52	62	77	379	440	480	127	100	63	2	8	10	9	4	11
5222	190	164	160	10	5	6	137	131	144	42	25	9	1	2	1	–	1	–
5223	596	453	456	28	20	25	274	247	354	279	173	68	13	10	5	2	3	4
5229	531	454	434	73	43	50	215	240	280	220	144	88	16	19	10	7	8	6
5231	1.096	910	953	242	195	245	611	552	604	215	135	87	19	20	14	9	8	3
5232	76	188	114	13	30	19	36	78	51	26	76	39	–	4	5	1	–	–
5239	97	93	68	7	22	15	66	52	44	22	17	7	2	2	–	–	–	2
5240	1.060	895	771	71	83	99	733	692	608	235	113	60	14	7	2	7	–	2
5250	1.195	923	661	277	187	107	530	556	490	356	160	52	24	15	11	8	5	1
5310	15.404	13.676	14.260	2.380	2.384	2.526	10.596	10.224	11.219	2.352	965	443	71	89	64	5	14	8
5320	1.565	1.161	891	20	23	27	514	526	627	972	569	203	45	33	28	14	10	6
5510	3.194	2.550	2.548	150	170	195	1.404	1.642	1.999	1.572	678	278	57	53	62	11	7	14
5590	124	72	70	6	4	2	36	30	47	79	32	19	3	6	2	–	–	–
5611	11.523	9.177	8.553	312	384	340	5.271	5.845	6.931	5.693	2.702	1.099	223	216	161	24	30	22
5612	66	49	52	2	2	5	25	34	28	36	13	14	3	–	5	–	–	–
5620	6.779	5.178	3.990	1.097	1.061	717	3.375	3.292	2.978	2.213	739	230	82	79	59	12	7	6
5811	62	80	59	6	6	5	28	54	49	28	19	5	–	1	–	–	–	–
5812	106	58	64	4	4	4	61	39	53	37	12	5	3	3	1	1	–	1
5813	20	13	15	–	1	–	10	6	13	10	5	1	–	1	–	–	–	1
5819	26	20	19	–	3	3	9	8	14	15	8	1	2	1	1	–	–	–
5821	222	182	111	14	17	10	150	135	89	51	25	10	6	5	2	1	–	–
5822	373	265	243	13	13	12	223	182	200	122	66	28	14	3	3	1	1	–
5823	55	34	32	6	3	3	32	22	27	16	9	2	1	–	–	–	–	–
5829	242	220	178	8	8	5	111	133	136	116	66	29	6	13	8	1	–	–
5911	46	43	31	1	1	5	24	23	18	21	19	8	–	–	–	–	–	–
5912	6	2	4	–	–	–	4	1	3	2	1	1	–	–	–	–	–	–
5913	4	3	2	1	–	–	1	3	2	2	–	–	–	–	–	–	–	–
5914	125	110	106	7	7	11	72	74	79	46	29	15	–	–	1	–	–	–
5920	7	7	8	–	1	–	1	3	6	6	2	2	–	1	–	–	–	–
6010	92	125	84	5	5	3	42	39	47	42	79	33	3	2	1	–	–	–
6021	632	634	700	50	91	162	363	336	406	211	187	121	7	16	9	1	4	2
6022	30	27	26	1	2	–	8	12	11	20	13	14	–	–	–	1	–	1
6110	646	597	605	47	44	37	364	409	490	224	131	68	9	11	9	2	2	1
6120	445	325	616	13	13	7	232	225	540	197	80	65	3	1	2	–	6	2
6130	2	6	5	–	–	2	1	3	3	1	3	–	–	–	–	–	–	–
6141	354	393	67	12	6	4	222	286	48	119	96	12	1	4	3	–	1	–
6142	3	4	4	–	–	–	1	4	4	2	–	–	–	–	–	–	–	–
6143	31	10	20	–	–	–	14	7	19	17	2	1	–	1	–	–	–	–
6190	659	657	528	16	27	32	305	379	391	305	233	92	24	14	10	9	4	3
6201	366	1.785	1.372	41	32	34	175	213	274	147	1.534	1.060	2	2	2	1	4	2
6202	107	120	121	8	14	10	61	82	97	36	23	13	1	–	–	1	1	1
6203	177	154	165	8	13	20	92	107	134	75	34	10	2	–	1	–	–	–
6204	418	351	327	52	50	28	241	228	267	121	67	28	3	3	3	1	3	1
6209	473	388	357	41	37	27	236	253	287	191	88	40	5	6	2	–	4	1
6311	316	370	305	18	32	24	164	174	181	123	156	94	8	8	4	3	–	2
6319	47	26	38	1	2	2	23	15	29	23	9	6	–	–	1	–	–	–
6391	6	5	4	1	–	–	2	4	4	3	1	–	–	–	–	–	–	–
6399	47	40	31	2	2	2	19	24	21	24	9	5	1	5	3	1	–	–

Capítulo 29 - Brasil e Grandes Regiões

29.1 - Quantidade de acidentes do trabalho liquidados, por consequência, segundo a Classificação Nacional de Atividades Econômicas (CNAE), no Brasil - 2013/2015

(continuação)

CNAE	QUANTIDADE DE ACIDENTES DO TRABALHO LIQUIDADOS																	
	Total			Consequência														
				Assistência Médica			Menos de 15 dias			Mais de 15 dias			Incapacidade Permanente			Óbito		
	2013	2014	2015	2013	2014	2015	2013	2014	2015	2013	2014	2015	2013	2014	2015	2013	2014	2015
6410	8	9	5	1	–	–	5	7	4	2	1	1	–	–	–	–	1	–
6421	1.009	769	782	356	358	328	360	289	400	291	112	45	1	10	7	1	–	2
6422	8.150	5.319	4.739	412	512	521	3.600	3.609	3.669	3.969	1.020	428	157	170	112	12	8	9
6423	787	667	658	51	136	209	329	442	404	389	72	28	17	16	13	1	1	4
6424	133	106	135	4	10	7	61	67	113	65	25	12	2	2	1	1	2	2
6431	9	8	22	–	–	4	7	7	17	2	1	1	–	–	–	–	–	–
6432	4	4	2	2	2	2	1	2	–	1	–	–	–	–	–	–	–	–
6433	59	60	33	27	37	20	26	21	12	6	2	1	–	–	–	–	–	–
6434	10	13	6	3	1	1	6	9	5	1	3	–	–	–	–	–	–	–
6435	7	22	10	–	–	–	5	3	2	1	19	8	1	–	–	–	–	–
6436	72	39	34	7	9	8	41	20	25	24	10	1	–	–	–	–	–	–
6437	1	–	3	–	–	–	–	–	3	1	–	–	–	–	–	–	–	–
6440	3	1	4	–	1	–	3	–	3	–	–	1	–	–	–	–	–	–
6450	8	2	7	–	–	–	5	1	7	3	1	–	–	–	–	–	–	–
6461	–	3	6	–	–	1	–	2	5	–	1	–	–	–	–	–	–	–
6462	303	298	240	22	35	31	188	196	169	87	57	33	2	7	2	4	3	5
6463	79	42	49	2	2	1	37	23	40	38	17	7	1	–	–	1	–	1
6470	6	7	7	1	–	1	5	7	6	–	–	–	–	–	–	–	–	–
6491	15	14	11	–	2	–	5	7	9	8	5	2	2	–	–	–	–	–
6492	4	1	3	–	–	–	2	1	3	2	–	–	–	–	–	–	–	–
6493	84	60	46	3	9	4	48	36	34	28	10	7	4	3	1	1	2	–
6499	42	28	29	8	3	2	20	23	24	12	2	1	2	–	1	–	–	1
6511	67	72	80	8	9	5	38	46	70	20	17	4	–	–	1	1	–	–
6512	147	158	117	10	7	10	78	102	86	57	47	19	1	–	–	1	2	2
6520	45	22	24	2	–	3	32	12	21	11	8	–	–	1	–	–	1	–
6530	12	10	5	8	8	3	3	2	2	1	–	–	–	–	–	–	–	–
6541	57	68	61	13	13	13	33	46	43	8	9	5	3	–	–	–	–	–
6542	27	16	15	6	1	–	16	12	15	5	3	–	–	–	–	–	–	–
6550	1.270	1.220	1.288	321	385	447	719	710	797	218	115	44	12	9	–	–	1	–
6611	2	12	10	–	–	–	–	5	1	2	6	8	–	1	1	–	–	–
6612	37	38	42	3	2	2	24	26	35	8	9	5	1	1	–	1	–	–
6613	29	133	86	–	10	4	10	37	34	19	84	48	–	2	–	–	–	–
6619	129	111	93	5	7	3	59	78	78	62	26	10	3	–	2	–	–	–
6621	16	31	34	–	–	–	11	5	9	5	26	24	–	–	1	–	–	–
6622	122	116	122	14	7	6	57	67	96	51	41	20	–	1	–	–	–	–
6629	41	31	32	–	4	–	20	22	21	19	4	11	2	–	–	–	1	–
6630	25	127	94	–	–	1	7	5	11	18	120	82	–	2	–	–	–	–
6810	884	781	638	41	37	39	453	524	508	353	184	70	27	23	16	10	13	5
6821	274	231	224	15	13	21	128	142	172	124	65	28	7	10	3	–	1	–
6822	368	338	337	19	23	20	185	219	275	159	89	37	4	4	2	1	3	3
6911	245	233	257	13	12	20	110	152	202	121	65	32	–	3	2	1	1	1
6912	111	86	78	2	4	4	56	58	62	52	23	8	–	1	2	1	–	2
6920	1.213	1.189	1.081	57	88	89	601	778	846	536	309	137	18	8	5	1	6	4
7010	12	27	14	2	–	–	9	10	3	1	16	10	–	1	1	–	–	–
7020	587	525	556	54	75	83	330	341	427	191	95	39	11	8	5	1	6	2
7111	78	77	54	10	26	8	31	33	35	33	17	10	3	1	1	1	–	–
7112	3.414	2.969	2.484	598	501	361	1.605	1.780	1.822	1.121	604	223	63	62	52	27	22	26
7119	531	463	273	137	118	57	212	232	182	165	96	23	8	11	7	9	6	4
7120	279	224	213	33	22	28	157	160	162	81	40	18	5	1	4	3	1	1
7210	709	660	569	214	196	159	390	369	366	101	86	41	4	5	2	–	4	1
7220	37	69	40	11	10	2	19	19	15	5	39	23	2	1	–	–	–	–
7311	85	149	126	3	–	–	32	34	48	50	113	78	–	2	–	–	–	–
7312	69	56	59	4	5	7	30	29	45	33	21	7	1	1	–	1	–	–
7319	329	306	341	11	8	11	133	179	273	182	107	50	2	11	5	1	1	2
7320	48	94	68	3	5	–	31	41	45	14	47	22	–	1	–	–	–	1
7410	35	22	37	1	2	2	19	13	32	14	7	1	1	–	2	–	–	–
7420	103	156	143	3	8	–	49	42	53	49	99	82	2	6	8	–	1	–
7490	828	604	579	97	105	130	356	385	383	358	101	51	12	10	11	5	3	4
7500	76	61	52	13	7	8	38	38	40	24	16	4	1	–	–	–	–	–
7711	494	422	396	29	28	29	223	248	290	222	121	68	12	15	7	8	10	2
7719	116	101	68	8	14	7	42	46	41	63	35	16	1	5	2	2	1	2
7721	32	9	11	1	–	–	9	2	10	22	7	1	–	–	–	–	–	–
7722	25	25	31	–	–	1	10	11	25	15	14	5	–	–	–	–	–	–
7723	79	45	60	1	–	3	19	18	42	56	25	11	3	2	4	–	–	–
7729	95	94	75	3	3	7	39	54	55	46	33	11	6	2	2	1	2	–
7731	82	63	45	6	2	5	22	28	25	49	28	9	2	5	3	3	–	3
7732	1.152	867	798	95	59	76	547	537	582	475	236	108	26	30	23	9	5	9
7733	86	98	103	5	7	10	43	46	63	36	44	28	2	1	1	–	–	1
7739	849	680	689	59	75	87	424	408	517	339	174	66	22	17	16	5	6	3
7740	38	29	30	4	7	4	22	15	24	12	7	2	–	–	–	–	–	–
7810	971	625	579	107	51	54	425	398	457	391	138	52	47	32	13	1	6	3
7820	3.476	2.298	1.860	285	211	160	1.591	1.470	1.443	1.458	521	174	129	83	74	13	13	9
7830	981	675	632	117	69	73	406	419	480	433	166	68	21	19	8	4	2	3
7911	193	200	193	2	7	11	73	107	148	107	75	30	10	11	3	1	–	1
7912	11	4	7	–	1	–	8	3	5	3	–	–	–	–	2	–	–	–
7990	17	14	10	–	–	1	8	10	7	9	3	2	–	1	–	–	–	–
8011	4.756	3.572	3.092	176	174	196	1.916	1.912	2.221	2.456	1.295	508	169	147	108	39	44	59
8012	1.971	1.552	1.503	81	87	65	1.168	986	1.198	665	433	205	41	31	23	16	15	12
8020	623	589	589	22	38	53	303	338	430	288	201	83	7	4	15	3	8	8
8030	4	204	171	–	–	1	–	–	–	3	195	168	1	9	2	–	–	–
8111	1.219	982	963	57	77	76	519	600	748	623	283	117	18	18	17	2	4	5
8112	4.160	3.439	3.374	196	204	212	1.952	2.152	2.637	1.884	984	421	116	86	83	12	13	21
8121	7.682	4.873	4.052	684	671	635	2.964	3.012	2.893	3.822	997	369	192	180	143	20	13	12
8122	346	261	264	30	19	36	144	138	161	161	94	59	7	7	5	4	3	3
8129	1.368	1.175	1.037	199	200	223	693	760	722	442	190	67	29	19	13	5	6	12

Capítulo 29 - Brasil e Grandes Regiões

29.1 - Quantidade de acidentes do trabalho liquidados, por consequência, segundo a Classificação Nacional de Atividades Econômicas (CNAE), no Brasil - 2013/2015

(conclusão)

CNAE	QUANTIDADE DE ACIDENTES DO TRABALHO LIQUIDADOS																	
	Total			Consequência														
				Assistência Médica			Menos de 15 dias			Mais de 15 dias			Incapacidade Permanente			Óbito		
	2013	2014	2015	2013	2014	2015	2013	2014	2015	2013	2014	2015	2013	2014	2015	2013	2014	2015
8130	254	310	312	24	15	21	86	120	181	132	162	101	10	8	6	2	5	3
8211	1.859	1.488	1.399	153	156	159	883	807	975	782	490	243	33	24	17	8	11	5
8219	500	514	411	32	40	44	220	325	310	240	134	49	7	14	6	1	1	2
8220	4.222	2.638	2.514	223	129	117	2.119	1.952	2.184	1.842	540	199	27	11	6	11	6	8
8230	321	224	249	10	10	9	117	125	180	184	77	54	9	7	5	1	5	1
8291	411	557	420	21	28	17	170	197	219	214	323	177	5	8	7	1	1	–
8292	263	186	187	9	19	17	144	113	149	103	48	17	5	5	4	2	1	–
8299	3.300	2.650	2.143	327	326	295	1.596	1.628	1.567	1.278	606	210	77	76	55	22	14	16
8411	22.903	14.434	13.526	2.759	2.710	2.707	8.460	9.013	9.519	11.088	2.184	916	542	484	338	54	43	46
8412	445	248	233	73	59	63	136	150	155	233	35	12	3	4	2	–	–	1
8413	107	108	62	11	13	11	72	86	49	22	7	2	1	1	–	1	1	–
8422	92	86	102	20	17	24	48	51	68	23	18	10	1	–	–	–	–	–
8423	122	91	69	1	6	7	55	59	49	66	23	11	–	2	2	–	1	–
8424	145	119	150	12	25	15	59	60	107	70	32	25	3	2	3	1	–	–
8425	1	1	1	–	–	–	1	1	1	–	–	–	–	–	–	–	–	–
8430	60	54	52	4	10	18	40	37	31	16	7	3	–	–	–	–	–	–
8511	523	4.016	3.322	37	44	72	290	344	495	191	3.591	2.730	5	37	24	–	–	1
8512	622	535	574	23	26	35	286	337	445	301	157	87	8	13	7	4	2	–
8513	1.433	1.360	1.271	98	101	116	721	836	948	581	394	195	29	27	9	4	2	3
8520	764	677	641	45	47	46	346	467	531	358	151	55	14	10	8	1	2	1
8531	1.740	1.758	1.606	354	317	287	972	1.047	1.066	392	385	246	20	8	6	2	1	1
8532	1.732	1.592	1.681	468	398	496	928	967	1.067	319	213	105	15	12	13	2	2	–
8533	149	165	184	14	18	33	90	127	137	43	17	12	2	1	2	–	2	–
8541	146	134	127	13	11	4	62	82	106	71	38	13	–	3	2	–	–	2
8542	34	52	48	–	1	1	15	19	20	19	30	27	–	1	–	–	1	–
8550	377	244	242	45	18	26	248	198	202	81	25	14	2	2	–	1	1	–
8591	33	26	18	–	–	1	15	18	13	17	7	4	1	–	–	–	1	–
8592	26	33	31	1	2	2	15	23	25	10	8	3	–	–	1	–	–	–
8593	141	116	122	6	5	5	66	68	96	67	40	21	1	2	–	1	1	–
8599	2.108	1.990	1.946	169	195	187	1.257	1.419	1.596	643	344	143	28	23	12	11	9	8
8610	57.551	55.670	54.178	27.878	28.965	29.005	22.715	24.285	24.092	6.758	2.206	951	184	190	117	16	24	13
8621	192	206	239	45	88	65	106	91	162	40	25	11	1	1	–	–	1	1
8622	51	47	30	8	8	5	29	28	21	13	9	3	–	2	–	1	–	1
8630	3.002	3.012	3.558	1.171	1.245	1.464	1.347	1.527	1.990	472	226	88	11	13	13	1	1	3
8640	3.673	3.764	4.183	1.462	1.520	1.828	1.628	1.894	2.205	564	333	141	15	16	4	4	1	5
8650	474	505	546	109	167	223	221	274	301	136	54	18	8	10	3	–	–	1
8660	739	1.004	1.538	367	615	1.020	267	340	494	101	45	23	2	4	–	2	–	1
8690	2.305	2.418	2.117	953	1.126	1.000	1.081	1.149	1.056	267	130	55	3	11	4	1	2	2
8711	597	463	480	93	90	68	263	276	356	230	89	50	11	7	6	–	1	–
8712	97	108	131	11	18	26	51	70	93	33	18	12	1	2	–	1	–	–
8720	300	275	322	131	125	173	120	130	142	47	18	4	2	1	3	–	1	–
8730	475	453	393	121	117	93	216	265	264	126	64	28	11	7	8	1	–	–
8800	2.099	1.861	1.915	273	229	267	1.374	1.391	1.546	442	230	89	8	10	10	2	1	3
9001	147	123	85	6	6	5	56	70	56	82	42	19	3	3	4	–	2	1
9002	4	3	3	–	–	–	1	2	2	3	1	1	–	–	–	–	–	–
9003	4	7	9	–	1	–	1	3	6	3	2	2	–	1	–	–	–	1
9101	17	25	27	3	1	5	12	22	20	2	2	1	–	–	1	–	–	–
9102	9	12	6	2	3	–	4	6	6	3	3	–	–	–	–	–	–	–
9103	55	76	70	–	3	5	37	63	62	18	10	3	–	–	–	–	–	–
9200	6	10	20	–	–	–	4	6	18	2	3	2	–	1	–	–	–	–
9311	23	27	26	2	4	3	17	14	21	4	7	2	–	2	–	–	–	–
9312	968	781	709	30	37	42	479	486	559	432	232	93	25	24	12	2	2	3
9313	231	192	209	10	12	17	83	107	161	133	67	27	4	4	2	1	2	2
9319	162	114	88	2	5	5	76	67	65	83	40	17	1	2	1	–	–	–
9321	203	241	214	55	72	38	93	116	164	53	50	12	2	3	–	–	–	–
9329	307	238	214	27	26	10	143	155	170	134	53	27	3	2	3	–	2	4
9411	437	327	234	133	105	56	191	191	166	108	28	10	4	3	2	1	–	–
9412	541	390	343	74	98	65	215	209	222	193	57	39	57	24	17	2	2	–
9420	636	415	399	34	23	25	270	273	308	295	101	47	36	18	17	1	–	2
9430	3.780	3.404	3.205	606	802	758	1.724	1.909	2.149	1.368	600	238	77	90	53	5	3	7
9491	999	762	777	70	87	73	412	442	580	477	201	98	37	25	22	3	7	4
9492	8	682	460	–	1	–	1	3	4	7	678	456	–	–	–	–	–	–
9493	39	47	68	2	6	–	17	30	60	17	10	6	3	1	1	–	–	1
9499	844	900	1.080	119	158	216	461	565	770	244	154	77	18	18	15	2	5	2
9511	297	266	199	6	13	11	148	170	150	133	76	30	7	4	5	3	3	3
9512	114	118	87	4	6	8	72	81	71	34	28	7	4	1	1	–	2	–
9521	258	238	177	10	9	4	81	118	129	157	97	36	7	12	6	3	2	2
9529	261	218	148	10	8	4	109	126	101	129	77	35	12	6	8	1	1	–
9601	773	584	495	68	66	51	338	345	379	347	156	48	17	14	14	3	3	3
9602	338	194	184	12	11	10	109	111	141	209	65	26	7	6	7	1	1	–
9603	316	248	263	26	23	21	131	134	191	157	84	44	2	7	4	–	–	3
9609	179	145	117	7	9	2	58	66	92	106	62	18	8	7	5	–	1	–
9700	63	53	58	3	2	2	53	48	54	6	2	–	1	1	2	–	–	–
9900	24	15	20	1	–	1	16	8	19	6	7	–	1	–	–	–	–	–
Ignorado	27.655	128.625	96.480	150	161	162	1.917	2.150	2.486	22.301	122.965	91.693	3.253	3.303	2.096	34	46	43

Fonte: DATAPREV, CAT., SUB.

Nota: Os dados são preliminares, estando sujeitos a correções.

Capítulo 29 - Brasil e Grandes Regiões

29.2 - Quantidade de acidentes do trabalho liquidados, por consequência, segundo a Classificação Nacional de Atividades Econômicas (CNAE), na Região Norte - 2013/2015

(continua)

CNAE	QUANTIDADE DE ACIDENTES DO TRABALHO LIQUIDADOS																	
	Total			Consequência														
				Assistência Médica			Menos de 15 dias			Mais de 15 dias			Incapacidade Permanente			Óbito		
	2013	2014	2015	2013	2014	2015	2013	2014	2015	2013	2014	2015	2013	2014	2015	2013	2014	2015
TOTAL	**32.741**	**32.702**	**28.480**	**5.693**	**5.216**	**4.438**	**13.817**	**14.363**	**14.711**	**12.368**	**12.294**	**8.588**	**672**	**652**	**571**	**191**	**177**	**172**
0111	17	81	60	–	–	–	5	14	14	9	67	46	–	–	–	3	–	–
0112	1	201	165	–	–	–	1	1	1	–	200	164	–	–	–	–	–	–
0113	15	16	14	–	1	–	9	6	4	5	9	10	1	–	–	–	–	–
0114	–	4	5	–	–	–	–	–	–	–	4	5	–	–	–	–	–	–
0115	32	32	27	1	1	–	16	20	22	12	11	5	2	–	–	1	–	–
0119	7	8	6	–	–	–	2	5	4	5	2	2	–	–	–	–	1	–
0121	6	12	8	–	1	–	4	1	4	2	10	4	–	–	–	–	–	–
0122	–	–	1	–	–	–	–	–	1	–	–	–	–	–	–	–	–	–
0131	–	1	3	–	–	–	–	1	2	–	–	1	–	–	–	–	–	–
0133	31	36	36	2	4	2	10	16	28	19	12	6	–	3	–	–	1	–
0134	–	–	2	–	–	–	–	–	1	–	–	1	–	–	–	–	–	–
0135	1	–	–	–	–	–	1	–	–	–	–	–	–	–	–	–	–	–
0139	630	652	843	146	248	325	379	354	496	100	45	19	4	4	2	1	1	1
0141	136	139	165	–	1	–	97	115	145	36	17	18	1	–	–	2	6	2
0142	3	9	15	–	–	–	3	9	14	–	–	1	–	–	–	–	–	–
0151	506	389	310	40	32	25	285	269	250	172	84	28	4	–	2	5	4	5
0152	4	1	2	–	–	–	3	1	2	1	–	–	–	–	–	–	–	–
0153	1	–	–	–	–	–	1	–	–	–	–	–	–	–	–	–	–	–
0154	–	3	1	–	–	–	–	2	–	–	1	–	–	–	1	–	–	–
0155	58	67	60	1	–	–	42	50	54	15	14	5	–	3	1	–	–	–
0159	3	1	1	–	–	–	3	1	1	–	–	–	–	–	–	–	–	–
0161	68	32	42	2	–	6	47	22	34	17	9	–	2	–	1	–	1	1
0162	16	12	17	–	–	–	9	8	13	6	4	3	–	–	–	1	–	1
0163	2	–	–	–	–	–	2	–	–	–	–	–	–	–	–	–	–	–
0210	130	72	48	21	13	10	70	42	33	36	16	3	2	–	2	1	1	–
0220	37	38	48	4	2	3	23	19	36	9	17	7	1	–	2	–	–	–
0230	106	61	23	27	18	3	52	32	16	26	10	2	1	1	1	–	–	1
0311	53	11	6	1	–	–	35	4	4	13	5	2	4	2	–	–	–	–
0312	–	1	–	–	–	–	–	–	–	–	1	–	–	–	–	–	–	–
0321	2	–	–	–	–	–	2	–	–	–	–	–	–	–	–	–	–	–
0322	8	2	4	–	–	–	3	1	4	5	1	–	–	–	–	–	–	–
0600	47	41	16	31	35	14	5	6	2	10	–	–	1	–	–	–	–	–
0710	248	121	172	147	97	140	18	21	27	78	1	4	–	2	–	5	–	1
0721	76	51	13	65	48	8	4	3	5	7	–	–	–	–	–	–	–	–
0722	91	53	37	52	38	25	25	11	10	12	4	1	–	–	1	2	–	–
0723	3	1	1	1	–	1	2	1	–	–	–	–	–	–	–	–	–	–
0724	72	44	17	43	18	7	14	24	8	14	2	1	1	–	–	–	–	1
0729	98	59	60	67	50	45	14	7	13	16	1	1	–	–	–	1	1	1
0810	69	45	39	7	4	3	27	20	29	29	16	3	3	4	2	3	1	2
0891	2	1	–	–	–	–	2	1	–	–	–	–	–	–	–	–	–	–
0893	5	4	3	4	–	1	–	3	2	1	1	–	–	–	–	–	–	–
0899	2	1	2	–	1	1	1	–	–	–	–	1	1	–	–	–	–	–
0910	28	8	16	21	8	12	7	–	2	–	–	–	–	–	1	–	–	1
0990	7	1	1	3	–	–	1	1	1	3	–	–	–	–	–	–	–	–
1011	844	814	857	142	111	236	419	551	556	270	144	55	10	3	6	3	5	4
1012	38	50	57	–	–	2	22	19	31	14	30	23	1	1	1	1	–	–
1013	64	34	18	1	–	–	53	28	15	10	5	2	–	1	–	–	–	1
1020	31	41	37	1	1	–	17	33	34	12	6	2	1	1	1	–	–	–
1031	22	23	20	1	1	1	12	15	16	8	7	3	–	–	–	1	–	–
1032	4	2	1	–	–	–	–	–	1	4	2	–	–	–	–	–	–	–
1033	2	4	6	–	–	1	1	2	4	1	2	–	–	–	1	–	–	–
1041	31	47	119	1	5	22	20	33	95	10	5	2	–	4	–	–	–	–
1042	10	15	20	2	2	2	5	3	14	3	10	4	–	–	–	–	–	–
1051	9	6	8	–	–	–	6	2	5	3	4	2	–	–	1	–	–	–
1052	139	128	102	10	9	19	78	90	69	49	28	13	1	–	1	1	1	–
1053	14	6	7	–	1	–	5	2	6	8	3	1	1	–	–	–	–	–
1061	18	31	29	–	1	1	6	22	24	12	8	3	–	–	1	–	–	–
1062	13	18	39	–	–	–	8	14	38	5	3	1	–	1	–	–	–	–
1064	–	2	2	–	–	–	–	1	1	–	1	1	–	–	–	–	–	–
1066	18	25	24	1	1	–	9	14	15	7	10	6	1	–	1	–	–	2
1069	2	5	3	–	–	–	–	3	2	1	2	1	1	–	–	–	–	–
1081	11	6	5	1	–	–	7	4	5	3	1	–	–	1	–	–	–	–
1091	48	32	56	2	–	2	19	18	44	26	14	9	1	–	1	–	–	–
1092	38	25	15	–	–	–	30	16	15	8	6	–	–	3	–	–	–	–
1093	–	1	1	–	–	–	–	1	1	–	–	–	–	–	–	–	–	–
1094	11	10	6	–	–	–	5	7	5	6	1	1	–	2	–	–	–	–
1095	9	6	4	–	–	–	3	4	1	5	2	3	–	–	–	1	–	–
1096	–	2	–	–	–	–	–	1	–	–	1	–	–	–	–	–	–	–
1099	88	64	63	12	10	8	42	41	48	33	10	6	–	–	1	1	3	–
1111	–	7	7	–	–	–	–	–	–	–	7	7	–	–	–	–	–	–
1112	5	5	3	–	–	–	4	2	3	–	2	–	1	1	–	–	–	–
1113	78	52	42	27	12	11	39	28	23	11	11	8	1	–	–	–	1	–
1121	20	9	12	2	1	1	11	4	10	5	4	1	2	–	–	–	–	–
1122	307	300	221	140	118	63	90	145	141	75	35	16	2	2	1	–	–	–
1210	1	–	–	–	–	–	–	–	–	1	–	–	–	–	–	–	–	–
1220	1	3	–	–	–	–	–	–	–	–	3	–	1	–	–	–	–	–
1312	68	121	58	1	–	–	44	98	56	23	23	1	–	–	1	–	–	–
1321	–	1	2	–	–	–	–	–	–	–	1	2	–	–	–	–	–	–
1322	39	28	11	2	–	–	35	22	10	2	6	1	–	–	–	–	–	–
1340	2	–	–	–	–	–	1	–	–	1	–	–	–	–	–	–	–	–

Capítulo 29 - Brasil e Grandes Regiões

29.2 - Quantidade de acidentes do trabalho liquidados, por consequência, segundo a Classificação Nacional de Atividades Econômicas (CNAE), na Região Norte - 2013/2015

(continuação)

CNAE	QUANTIDADE DE ACIDENTES DO TRABALHO LIQUIDADOS																	
	Total			Consequência														
				Assistência Médica			Menos de 15 dias			Mais de 15 dias			Incapacidade Permanente			Óbito		
	2013	2014	2015	2013	2014	2015	2013	2014	2015	2013	2014	2015	2013	2014	2015	2013	2014	2015
1351	–	1	3	–	–	–	–	–	1	–	1	2	–	–	–	–	–	–
1353	–	–	1	–	–	–	–	–	1	–	–	–	–	–	–	–	–	–
1354	2	–	–	–	–	–	2	–	–	–	–	–	–	–	–	–	–	–
1359	1	4	–	–	–	–	–	2	–	1	2	–	–	–	–	–	–	–
1411	7	1	1	–	–	–	4	–	1	3	1	–	–	–	–	–	–	–
1412	26	8	4	–	–	–	5	5	1	20	3	3	1	–	–	–	–	–
1413	25	8	2	–	–	–	7	2	1	18	5	–	–	1	1	–	–	–
1414	–	2	4	–	–	–	–	–	4	–	2	–	–	–	–	–	–	–
1421	–	–	1	–	–	–	–	–	1	–	–	–	–	–	–	–	–	–
1422	1	–	1	–	–	–	–	–	1	1	–	–	–	–	–	–	–	–
1510	65	47	55	1	4	4	42	38	38	18	5	10	3	–	2	1	–	1
1521	1	3	–	–	–	–	1	–	–	–	3	–	–	–	–	–	–	–
1529	4	1	2	–	–	–	3	–	1	1	1	1	–	–	–	–	–	–
1531	6	4	2	–	1	–	2	1	1	4	2	1	–	–	–	–	–	–
1532	–	1	–	–	–	–	–	–	–	–	1	–	–	–	–	–	–	–
1610	588	443	360	15	19	9	235	218	243	296	179	81	30	16	22	12	11	5
1621	139	102	79	2	2	2	37	47	46	91	48	24	7	5	6	2	–	1
1622	27	17	22	–	1	–	9	6	15	16	3	5	2	6	2	–	1	–
1623	1	2	2	–	–	–	1	2	1	–	–	1	–	–	–	–	–	–
1629	30	26	19	1	–	–	17	17	14	11	7	5	1	2	–	–	–	–
1710	32	24	44	10	2	13	14	21	30	7	–	1	1	1	–	–	–	–
1721	33	40	105	–	–	1	18	30	90	15	10	14	–	–	–	–	–	–
1722	–	–	1	–	–	–	–	–	–	–	–	1	–	–	–	–	–	–
1731	5	–	2	–	–	–	3	–	–	2	–	2	–	–	–	–	–	–
1732	–	1	1	–	–	–	–	–	–	–	1	1	–	–	–	–	–	–
1733	35	22	26	6	7	10	12	13	12	15	2	4	1	–	–	1	–	–
1741	37	55	26	1	1	–	23	40	20	13	14	6	–	–	–	–	–	–
1742	2	2	–	–	–	–	1	1	–	1	1	–	–	–	–	–	–	–
1749	6	7	2	–	1	1	4	5	1	2	1	–	–	–	–	–	–	–
1811	3	2	5	–	–	–	–	1	3	3	–	2	–	1	–	–	–	–
1812	–	7	5	–	–	–	–	–	1	–	7	4	–	–	–	–	–	–
1813	15	18	13	–	–	–	2	8	9	13	8	4	–	2	–	–	–	–
1821	4	2	2	–	–	1	–	1	1	4	1	–	–	–	–	–	–	–
1822	3	2	1	–	–	–	1	2	1	2	–	–	–	–	–	–	–	–
1830	48	31	11	1	–	2	38	28	8	9	3	1	–	–	–	–	–	–
1921	60	40	66	28	9	19	26	27	47	4	3	–	2	–	–	–	1	–
1922	–	3	1	–	–	–	–	3	1	–	–	–	–	–	–	–	–	–
1931	47	40	41	15	15	14	14	11	12	16	14	15	2	–	–	–	–	–
1932	3	11	18	–	1	1	3	7	14	–	1	3	–	1	–	–	1	–
2012	1	1	–	–	1	–	–	–	–	1	–	–	–	–	–	–	–	–
2013	12	20	6	8	6	2	4	9	4	–	5	–	–	–	–	–	–	–
2014	6	11	1	–	3	–	4	8	1	2	–	–	–	–	–	–	–	–
2021	–	5	1	–	–	–	–	–	–	–	5	1	–	–	–	–	–	–
2022	–	2	1	–	–	–	–	–	–	–	2	1	–	–	–	–	–	–
2029	1	2	1	–	–	–	–	–	–	1	2	1	–	–	–	–	–	–
2031	6	10	7	–	1	1	5	7	6	1	2	–	–	–	–	–	–	–
2040	–	2	1	–	–	–	–	–	–	–	2	1	–	–	–	–	–	–
2051	1	–	–	–	–	–	–	–	–	1	–	–	–	–	–	–	–	–
2061	11	8	5	2	1	–	4	3	4	4	4	–	1	–	1	–	–	–
2062	7	10	9	–	–	–	2	7	7	4	3	2	1	–	–	–	–	–
2063	18	13	16	1	–	1	11	9	14	6	3	1	–	–	–	–	1	–
2071	18	16	14	–	–	–	14	15	13	4	1	1	–	–	–	–	–	–
2073	2	–	1	–	–	–	–	–	–	1	–	–	1	–	1	–	–	–
2091	–	2	4	–	–	–	–	–	1	–	2	3	–	–	–	–	–	–
2092	6	5	7	3	3	3	1	–	4	2	2	–	–	–	–	–	–	–
2093	7	3	1	–	–	–	7	3	1	–	–	–	–	–	–	–	–	–
2099	8	18	9	1	3	3	6	13	4	1	2	2	–	–	–	–	–	–
2110	–	1	2	–	–	–	–	–	–	–	–	2	–	1	–	–	–	–
2121	7	7	17	–	–	4	6	3	10	1	3	3	–	1	–	–	–	–
2122	2	2	–	–	–	–	1	2	–	–	–	–	–	–	–	1	–	–
2211	10	14	15	–	1	–	6	10	12	4	2	2	–	–	–	–	1	1
2212	22	16	18	–	–	2	3	11	14	19	5	1	–	–	1	–	–	–
2219	2	112	77	–	–	–	–	1	4	1	109	72	1	2	1	–	–	–
2221	15	9	11	–	–	–	12	7	10	3	2	1	–	–	–	–	–	–
2222	120	147	127	11	10	13	75	106	96	33	29	12	1	2	5	–	–	1
2223	12	11	12	–	1	–	10	9	10	2	1	2	–	–	–	–	–	–
2229	353	222	253	15	17	15	226	172	224	111	31	11	1	2	3	–	–	–
2311	46	43	17	2	–	–	35	36	13	9	7	4	–	–	–	–	–	–
2319	2	7	3	–	–	–	1	5	3	1	2	–	–	–	–	–	–	–
2320	113	111	118	16	15	23	67	79	87	28	15	7	1	2	1	1	–	–
2330	141	127	104	6	14	17	69	60	76	64	45	10	2	4	1	–	4	–
2341	8	5	4	–	–	–	5	3	2	2	1	2	1	1	–	–	–	–
2342	206	138	114	2	1	4	64	63	83	133	63	18	7	10	5	–	1	4
2349	14	3	4	–	–	–	2	–	2	12	3	1	–	–	1	–	–	–
2391	10	15	11	–	–	–	4	6	7	6	9	3	–	–	1	–	–	–
2399	2	3	3	–	–	–	–	1	1	–	1	2	2	1	–	–	–	–
2411	50	28	9	2	3	–	26	15	7	22	8	–	–	2	2	–	–	–
2422	1	7	–	–	–	–	1	–	–	–	7	–	–	–	–	–	–	–
2423	15	9	16	6	2	2	7	6	10	2	1	3	–	–	1	–	–	–
2424	3	–	1	–	–	–	2	–	1	1	–	–	–	–	–	–	–	–
2431	1	–	1	–	–	–	–	–	–	1	–	–	–	–	1	–	–	–

Capítulo 29 - Brasil e Grandes Regiões

29.2 - Quantidade de acidentes do trabalho liquidados, por consequência, segundo a Classificação Nacional de Atividades Econômicas (CNAE), na Região Norte - 2013/2015

(continuação)

CNAE	QUANTIDADE DE ACIDENTES DO TRABALHO LIQUIDADOS																	
	Total			Consequência														
				Assistência Médica			Menos de 15 dias			Mais de 15 dias			Incapacidade Permanente			Óbito		
	2013	2014	2015	2013	2014	2015	2013	2014	2015	2013	2014	2015	2013	2014	2015	2013	2014	2015
2441	173	97	101	142	78	89	14	13	10	15	3	1	2	3	1	–	–	–
2442	4	2	–	1	–	–	2	2	–	1	–	–	–	–	–	–	–	–
2449	28	31	22	1	3	2	21	28	18	5	–	1	1	–	1	–	–	–
2451	2	–	1	–	–	–	2	–	–	–	–	1	–	–	–	–	–	–
2452	10	25	31	3	–	–	6	15	26	1	9	3	–	–	1	–	1	1
2511	161	123	82	13	2	7	86	91	59	56	29	13	4	1	2	2	–	1
2512	14	15	8	–	–	2	8	6	5	6	8	1	–	1	–	–	–	–
2513	17	9	3	11	7	2	3	1	1	3	1	–	–	–	–	–	–	–
2521	5	9	2	–	–	–	2	5	1	3	4	1	–	–	–	–	–	–
2522	–	3	–	–	1	–	–	–	–	–	2	–	–	–	–	–	–	–
2531	–	–	1	–	–	1	–	–	–	–	–	–	–	–	–	–	–	–
2532	68	119	100	2	5	6	40	101	89	23	13	3	3	–	2	–	–	–
2539	34	14	5	6	11	1	2	1	2	26	2	2	–	–	–	–	–	–
2541	18	17	11	–	–	1	7	14	9	11	2	1	–	1	–	–	–	–
2542	3	1	7	–	–	–	–	–	7	3	1	–	–	–	–	–	–	–
2543	–	–	1	–	–	–	–	–	1	–	–	–	–	–	–	–	–	–
2591	14	6	11	7	4	7	3	1	3	4	1	–	–	–	1	–	–	–
2592	2	5	5	–	1	2	1	1	3	1	2	–	–	1	–	–	–	–
2593	4	4	4	–	–	–	3	2	2	1	1	2	–	1	–	–	–	–
2599	32	26	31	3	1	10	17	24	19	12	–	2	–	1	–	–	–	–
2610	185	170	96	5	26	11	89	131	80	88	12	2	3	1	3	–	–	–
2621	67	55	27	–	5	–	48	45	26	19	5	1	–	–	–	–	–	–
2622	141	130	82	10	25	9	54	98	68	76	6	2	1	1	3	–	–	–
2631	12	3	3	–	–	–	3	2	2	9	1	1	–	–	–	–	–	–
2632	135	74	35	45	33	10	27	38	19	59	1	–	4	2	6	–	–	–
2640	708	662	502	12	89	117	351	547	375	341	25	5	3	1	5	1	–	–
2651	10	–	1	–	–	–	3	–	1	7	–	–	–	–	–	–	–	–
2652	21	5	7	2	–	–	7	4	7	12	–	–	–	1	–	–	–	–
2670	3	8	8	–	–	–	–	7	8	3	1	–	–	–	–	–	–	–
2710	38	30	28	1	–	3	23	23	23	14	7	1	–	–	1	–	–	–
2721	15	6	8	1	–	5	8	6	3	6	–	–	–	–	–	–	–	–
2722	–	1	1	–	–	–	–	–	–	–	1	1	–	–	–	–	–	–
2731	115	6	9	10	3	1	64	2	6	35	–	2	2	1	–	4	–	–
2732	24	8	7	–	5	–	17	2	7	7	1	–	–	–	–	–	–	–
2733	30	33	19	1	2	1	12	23	15	17	8	3	–	–	–	–	–	–
2751	–	2	–	–	–	–	–	1	–	–	1	–	–	–	–	–	–	–
2759	13	7	14	–	–	2	4	4	12	6	2	–	3	1	–	–	–	–
2790	67	40	22	11	11	4	28	27	17	28	2	–	–	–	1	–	–	–
2811	8	20	5	2	1	–	4	14	2	2	5	2	–	–	1	–	–	–
2812	–	3	2	–	–	–	–	1	1	–	2	1	–	–	–	–	–	–
2813	–	1	1	–	–	–	–	1	–	–	–	1	–	–	–	–	–	–
2814	1	1	1	–	–	–	–	1	1	1	–	–	–	–	–	–	–	–
2815	5	9	9	–	4	–	5	5	9	–	–	–	–	–	–	–	–	–
2821	–	1	1	–	–	1	–	1	–	–	–	–	–	–	–	–	–	–
2822	28	22	17	11	16	7	11	5	10	6	1	–	–	–	–	–	–	–
2823	12	12	9	–	–	–	9	9	8	3	3	1	–	–	–	–	–	–
2824	93	107	84	31	27	24	39	72	58	23	7	1	–	–	–	–	1	1
2825	3	1	2	1	–	1	1	1	1	1	–	–	–	–	–	–	–	–
2829	16	19	15	3	5	1	7	13	13	6	1	–	–	–	–	–	–	1
2831	1	2	9	–	–	5	–	1	4	1	1	–	–	–	–	–	–	–
2833	1	1	6	–	–	–	–	–	2	1	1	4	–	–	–	–	–	–
2840	1	1	–	–	1	–	1	–	–	–	–	–	–	–	–	–	–	–
2852	–	1	1	–	–	–	–	–	1	–	1	–	–	–	–	–	–	–
2853	4	5	1	3	4	–	–	1	–	1	–	1	–	–	–	–	–	–
2854	–	–	2	–	–	1	–	–	1	–	–	–	–	–	–	–	–	–
2862	2	–	1	–	–	–	–	–	–	2	–	1	–	–	–	–	–	–
2864	–	1	1	–	–	–	–	–	–	–	1	–	–	–	1	–	–	–
2869	2	6	2	–	1	–	–	4	1	2	–	–	–	1	1	–	–	–
2910	4	3	2	–	–	–	3	3	1	1	–	1	–	–	–	–	–	–
2920	–	–	1	–	–	–	–	–	–	–	–	1	–	–	–	–	–	–
2930	27	32	14	–	–	1	14	17	11	13	14	1	–	1	1	–	–	–
2941	10	4	5	1	–	–	3	4	2	6	–	–	–	–	3	–	–	–
2942	14	15	11	1	3	–	9	9	11	4	3	–	–	–	–	–	–	–
2943	18	20	10	–	2	1	9	15	8	9	3	1	–	–	–	–	–	–
2945	21	12	11	–	4	–	6	6	11	15	2	–	–	–	–	–	–	–
2949	30	20	6	–	–	–	13	16	5	17	4	1	–	–	–	–	–	–
2950	7	7	2	–	1	–	–	3	2	7	3	–	–	–	–	–	–	–
3011	123	146	133	1	2	1	80	104	123	39	38	6	2	2	2	1	–	1
3012	–	1	–	–	–	–	–	1	–	–	–	–	–	–	–	–	–	–
3091	537	480	424	20	188	237	396	260	168	116	29	13	5	3	6	–	–	–
3092	28	29	15	–	–	2	19	24	12	9	5	1	–	–	–	–	–	–
3099	50	36	49	1	12	31	38	22	16	9	2	1	2	–	1	–	–	–
3101	69	61	43	1	3	1	22	31	25	41	23	15	5	4	1	–	–	1
3102	5	3	–	–	–	–	1	1	–	4	1	–	–	1	–	–	–	–
3103	3	2	–	–	–	–	1	1	–	2	1	–	–	–	–	–	–	–
3104	38	28	21	–	1	1	23	18	15	14	8	4	1	1	1	–	–	–
3211	3	3	1	–	–	–	2	3	1	1	–	–	–	–	–	–	–	–
3230	24	251	366	–	–	–	15	17	15	9	234	349	–	–	2	–	–	–
3240	22	3	3	–	–	–	2	2	1	20	1	1	–	–	1	–	–	–
3250	31	13	22	2	2	2	11	11	18	17	–	1	1	–	1	–	–	–
3291	1	9	9	–	–	–	–	–	–	1	9	9	–	–	–	–	–	–

Capítulo 29 - Brasil e Grandes Regiões

29.2 - Quantidade de acidentes do trabalho liquidados, por consequência, segundo a Classificação Nacional de Atividades Econômicas (CNAE), na Região Norte - 2013/2015

(continuação)

CNAE	QUANTIDADE DE ACIDENTES DO TRABALHO LIQUIDADOS																	
	Total			Consequência														
				Assistência Médica			Menos de 15 dias			Mais de 15 dias			Incapacidade Permanente			Óbito		
	2013	2014	2015	2013	2014	2015	2013	2014	2015	2013	2014	2015	2013	2014	2015	2013	2014	2015
3292	2	2	–	–	–	–	2	2	–	–	–	–	–	–	–	–	–	–
3299	23	9	2	1	1	1	11	6	–	10	2	1	1	–	–	–	–	–
3311	2	4	2	1	2	1	1	2	1	–	–	–	–	–	–	–	–	–
3312	7	12	4	–	1	–	5	8	2	2	3	2	–	–	–	–	–	–
3313	8	7	8	3	2	–	3	5	8	2	–	–	–	–	–	–	–	–
3314	49	34	39	13	9	12	19	17	22	16	6	3	–	2	1	1	–	1
3316	4	1	–	–	–	–	2	–	–	–	–	–	–	1	–	2	–	–
3317	16	4	2	–	–	–	6	4	2	10	–	–	–	–	–	–	–	–
3319	2	1	1	–	–	–	–	1	1	2	–	–	–	–	–	–	–	–
3321	14	21	38	2	5	14	7	16	21	4	–	2	–	–	–	1	–	1
3329	4	2	–	–	–	–	2	1	–	2	1	–	–	–	–	–	–	–
3511	121	146	172	23	26	53	70	92	97	25	27	17	1	1	2	2	–	3
3512	176	12	16	22	2	2	133	8	10	20	1	3	–	–	–	1	1	1
3514	102	93	129	12	8	29	45	67	93	38	15	3	7	2	3	–	1	1
3520	3	–	2	3	–	–	–	–	2	–	–	–	–	–	–	–	–	–
3530	1	1	1	–	–	–	1	–	1	–	1	–	–	–	–	–	–	–
3600	96	84	86	9	12	5	69	61	78	18	10	2	–	1	–	–	–	1
3702	13	6	2	1	1	–	4	–	2	6	5	–	2	–	–	–	–	–
3811	181	82	155	16	3	8	104	45	130	60	30	10	1	3	4	–	1	3
3812	26	21	13	11	11	9	13	8	4	1	2	–	1	–	–	–	–	–
3821	7	4	3	1	1	–	5	2	1	1	1	2	–	–	–	–	–	–
3822	68	14	11	16	5	1	30	6	9	21	1	–	1	2	1	–	–	–
3831	28	33	16	–	–	1	23	30	13	5	3	2	–	–	–	–	–	–
3832	7	1	2	–	–	–	1	1	2	5	–	–	1	–	–	–	–	–
3839	31	45	28	–	–	–	25	38	24	5	7	4	1	–	–	–	–	–
3900	2	1	1	1	–	–	1	1	1	–	–	–	–	–	–	–	–	–
4110	426	201	190	5	5	6	274	152	164	140	39	17	5	4	3	2	1	–
4120	1.753	1.268	898	170	102	59	861	821	696	678	292	108	29	42	28	15	11	7
4211	439	391	335	97	145	190	152	179	121	177	55	12	10	3	5	3	9	7
4212	396	176	138	273	110	85	67	50	44	44	13	6	10	2	3	2	1	–
4213	39	32	25	2	2	1	23	23	19	14	6	4	–	–	1	–	1	–
4221	1.892	1.882	1.035	1.140	1.252	569	437	427	335	300	190	111	7	9	10	8	4	10
4222	19	9	12	3	1	1	10	5	8	5	3	2	1	–	1	–	–	–
4223	–	4	3	–	2	2	–	2	1	–	–	–	–	–	–	–	–	–
4291	5	3	2	1	–	–	4	2	–	–	1	–	–	–	2	–	–	–
4292	731	403	241	557	321	148	61	57	79	108	21	11	3	–	1	2	4	2
4299	227	149	52	53	23	10	101	82	33	67	32	5	4	8	4	2	4	–
4311	3	–	–	1	–	–	1	–	–	1	–	–	–	–	–	–	–	–
4312	22	7	3	6	2	3	5	2	–	11	2	–	–	–	–	–	1	–
4313	193	145	120	32	17	22	77	103	81	72	19	12	7	3	3	5	3	2
4319	6	2	1	5	1	1	–	–	–	1	–	–	–	1	–	–	–	–
4321	188	277	180	12	23	14	116	182	142	56	56	22	2	6	1	2	10	1
4322	32	30	50	3	6	1	15	21	42	12	1	6	2	2	1	–	–	–
4329	41	52	21	16	34	8	8	13	12	16	4	1	1	1	–	–	–	–
4330	36	29	24	1	–	1	16	20	22	17	9	1	1	–	–	1	–	–
4391	68	66	40	12	14	14	40	40	22	16	8	2	–	4	2	–	–	–
4399	111	128	85	15	13	7	45	73	58	47	39	16	2	1	2	2	2	2
4511	134	101	103	10	7	1	68	67	85	56	25	15	–	2	2	–	–	–
4512	3	5	5	–	–	–	2	1	1	1	4	4	–	–	–	–	–	–
4520	112	65	47	6	1	–	54	43	37	50	18	6	1	2	1	1	1	3
4530	210	174	140	7	2	3	89	94	106	105	71	24	6	4	7	3	3	–
4541	81	65	68	–	–	4	30	27	43	49	36	19	2	2	2	–	–	–
4542	–	2	1	–	–	–	–	–	–	–	2	1	–	–	–	–	–	–
4543	2	7	5	–	–	1	2	2	3	–	5	1	–	–	–	–	–	–
4611	–	–	1	–	–	–	–	–	1	–	–	–	–	–	–	–	–	–
4613	2	1	3	–	–	–	1	–	2	1	1	–	–	–	–	–	–	1
4614	2	4	2	–	–	–	1	3	2	1	1	–	–	–	–	–	–	–
4615	–	1	1	–	–	–	–	–	1	–	–	–	–	1	–	–	–	–
4616	–	–	1	–	–	–	–	–	1	–	–	–	–	–	–	–	–	–
4617	2	4	–	–	–	–	–	2	–	2	2	–	–	–	–	–	–	–
4618	1	–	–	–	–	–	–	–	–	1	–	–	–	–	–	–	–	–
4619	5	6	7	–	–	–	4	3	6	1	3	1	–	–	–	–	–	–
4621	4	4	–	–	–	–	–	–	–	4	2	–	–	2	–	–	–	–
4622	2	4	4	–	–	–	1	2	3	1	1	1	–	1	–	–	–	–
4623	26	21	15	–	–	–	11	11	12	15	10	2	–	–	1	–	–	–
4631	6	11	5	–	1	–	6	9	3	–	1	2	–	–	–	–	–	–
4632	16	12	13	–	–	1	5	6	12	11	6	–	–	–	–	–	–	–
4633	21	23	10	–	2	1	11	14	7	10	6	–	–	–	–	–	1	2
4634	48	43	32	–	–	–	29	30	29	19	11	3	–	1	–	–	1	–
4635	187	156	162	18	19	13	98	105	140	68	30	7	2	2	1	1	–	1
4636	2	4	–	–	1	–	1	1	–	–	2	–	–	–	–	1	–	–
4637	37	30	18	1	–	1	8	14	11	28	15	5	–	1	–	–	–	1
4639	135	120	72	1	1	–	68	81	62	66	36	8	–	2	2	–	–	–
4641	1	4	2	–	–	–	–	3	1	1	1	1	–	–	–	–	–	–
4642	4	2	1	–	–	–	–	2	1	4	–	–	–	–	–	–	–	–
4643	1	1	1	–	–	–	–	–	–	1	1	–	–	–	1	–	–	–
4644	60	74	54	4	3	1	40	53	46	16	17	6	–	1	–	–	–	1
4645	7	6	5	1	3	1	2	3	3	4	–	1	–	–	–	–	–	–
4646	14	17	23	–	–	3	8	9	18	6	8	1	–	–	1	–	–	–
4647	2	3	3	–	–	–	–	3	3	2	–	–	–	–	–	–	–	–
4649	37	24	19	2	1	–	19	13	15	16	10	2	–	–	2	–	–	–

Capítulo 29 - Brasil e Grandes Regiões

29.2 - Quantidade de acidentes do trabalho liquidados, por consequência, segundo a Classificação Nacional de Atividades Econômicas (CNAE), na Região Norte - 2013/2015

(continuação)

CNAE	QUANTIDADE DE ACIDENTES DO TRABALHO LIQUIDADOS																	
	Total			Consequência														
				Assistência Médica			Menos de 15 dias			Mais de 15 dias			Incapacidade Permanente			Óbito		
	2013	2014	2015	2013	2014	2015	2013	2014	2015	2013	2014	2015	2013	2014	2015	2013	2014	2015
4651	3	2	–	–	–	–	3	1	–	–	1	–	–	–	–	–	–	–
4652	–	–	1	–	–	–	–	–	1	–	–	–	–	–	–	–	–	–
4661	20	12	17	1	1	2	11	3	15	7	8	–	–	–	–	1	–	–
4662	25	28	35	10	13	13	10	12	19	3	3	3	2	–	–	–	–	–
4663	3	9	4	–	–	–	2	7	4	1	2	–	–	–	–	–	–	–
4664	3	6	3	–	–	–	2	4	2	1	2	–	–	–	–	–	–	1
4665	3	4	2	–	–	–	2	4	2	1	–	–	–	–	–	–	–	–
4669	21	14	7	1	1	–	10	10	4	9	3	3	1	–	–	–	–	–
4671	25	32	24	–	–	–	4	11	18	19	18	5	2	1	1	–	2	–
4672	12	9	12	1	–	–	6	5	11	5	4	1	–	–	–	–	–	–
4673	10	8	7	–	–	–	7	4	7	2	3	–	1	1	–	–	–	–
4674	15	13	7	2	–	–	6	11	6	6	2	1	1	–	–	–	–	–
4679	60	40	41	5	3	7	33	21	28	21	13	5	1	2	1	–	1	–
4681	21	12	13	1	2	2	11	9	7	6	1	2	–	–	2	3	–	–
4682	109	107	73	8	6	7	80	88	62	21	13	4	–	–	–	–	–	–
4683	7	1	7	–	–	–	1	–	4	5	1	2	–	–	–	1	–	1
4684	4	8	2	1	1	–	3	6	2	–	1	–	–	–	–	–	–	–
4685	–	2	1	–	1	–	–	1	1	–	–	–	–	–	–	–	–	–
4686	3	2	3	–	–	–	1	1	2	2	1	–	–	–	1	–	–	–
4687	15	6	7	–	–	–	2	4	5	12	2	2	1	–	–	–	–	–
4689	3	10	12	–	–	–	2	8	10	–	2	1	1	–	–	–	–	1
4691	39	24	35	–	2	–	13	16	28	26	6	7	–	–	–	–	–	–
4692	5	1	1	–	–	–	4	–	–	1	1	1	–	–	–	–	–	–
4693	54	29	43	2	–	–	29	25	34	23	3	7	–	1	2	–	–	–
4711	748	759	827	8	20	11	448	582	729	285	148	76	5	4	6	2	5	5
4712	111	71	82	2	–	1	34	41	68	72	27	10	2	3	2	1	–	1
4713	52	65	58	2	1	2	35	53	52	15	10	3	–	–	–	–	1	1
4721	45	30	22	1	1	1	17	15	16	26	13	5	–	1	–	1	–	–
4722	34	28	27	–	1	–	10	15	21	24	11	4	–	1	2	–	–	–
4723	37	31	28	1	2	2	14	20	18	21	8	8	–	1	–	1	–	–
4724	6	3	5	–	–	1	–	1	3	6	2	1	–	–	–	–	–	–
4729	47	38	31	2	–	2	18	23	22	26	14	4	1	1	2	–	–	1
4731	110	102	87	2	3	2	42	47	63	62	44	14	4	4	6	–	4	2
4732	2	6	–	–	–	–	–	5	–	2	1	–	–	–	–	–	–	–
4741	19	7	11	–	1	2	5	4	5	13	2	3	1	–	1	–	–	–
4742	16	14	15	1	1	1	6	10	10	8	3	3	1	–	1	–	–	–
4743	32	13	12	–	–	–	11	6	7	20	7	5	1	–	–	–	–	–
4744	376	273	207	13	15	12	143	150	150	205	95	33	12	10	9	3	3	3
4751	46	26	24	1	–	2	22	16	17	22	9	5	–	–	–	1	1	–
4752	14	11	17	2	1	–	2	6	13	10	4	3	–	–	1	–	–	–
4753	68	62	58	3	3	–	33	35	52	30	19	6	1	3	–	1	2	–
4754	224	152	145	2	1	1	119	104	121	101	45	19	1	1	4	1	1	–
4755	28	33	18	1	–	–	6	22	14	21	8	4	–	2	–	–	1	–
4756	1	1	–	–	–	–	1	–	–	–	1	–	–	–	–	–	–	–
4757	12	5	6	–	–	–	4	1	6	7	4	–	1	–	–	–	–	–
4759	14	10	11	–	–	–	5	7	11	9	2	–	–	1	–	–	–	–
4761	20	11	16	–	1	1	4	5	6	13	4	8	3	1	1	–	–	–
4763	12	10	5	–	2	–	3	5	5	9	3	–	–	–	–	–	–	–
4771	111	105	77	3	5	2	47	64	57	59	31	17	2	5	–	–	–	1
4772	23	12	13	–	–	–	11	9	11	12	3	2	–	–	–	–	–	–
4773	1	–	1	1	–	–	–	–	–	–	–	1	–	–	–	–	–	–
4774	10	13	9	–	–	–	4	7	6	6	3	3	–	3	–	–	–	–
4781	123	91	85	3	13	2	42	45	65	76	30	16	2	3	1	–	–	1
4782	19	15	13	–	–	1	4	6	9	15	9	3	–	–	–	–	–	–
4783	3	6	–	–	1	–	2	3	–	1	2	–	–	–	–	–	–	–
4784	62	42	24	1	1	–	21	17	19	39	22	4	–	1	1	1	1	–
4785	–	1	–	–	–	–	–	1	–	–	–	–	–	–	–	–	–	–
4789	79	62	49	2	5	2	35	34	34	39	19	11	1	3	2	2	1	–
4911	5	8	6	1	7	4	3	1	2	1	–	–	–	–	–	–	–	–
4921	508	360	386	9	7	7	234	256	324	235	73	34	27	20	18	3	4	3
4922	74	72	34	1	5	1	28	42	28	36	21	2	9	4	2	–	–	1
4923	13	9	3	3	3	–	2	4	3	8	1	–	–	1	–	–	–	–
4924	6	4	2	–	–	–	2	2	1	4	1	–	–	–	1	–	1	–
4929	44	30	25	3	2	–	23	21	23	15	7	–	3	–	1	–	–	1
4930	788	666	547	96	85	73	385	405	399	286	152	51	8	13	10	13	11	14
4940	8	5	5	–	3	3	3	2	2	5	–	–	–	–	–	–	–	–
5011	4	–	2	–	–	1	2	–	1	2	–	–	–	–	–	–	–	–
5012	1	2	–	1	–	–	–	2	–	–	–	–	–	–	–	–	–	–
5021	208	185	191	21	19	10	116	123	158	62	40	14	7	2	5	2	1	4
5022	2	6	7	–	–	–	2	2	5	–	3	1	–	–	1	–	1	–
5030	2	6	7	–	2	1	–	2	2	2	2	4	–	–	–	–	–	–
5091	11	10	6	–	–	1	4	5	3	6	3	2	1	1	–	–	1	–
5111	42	67	31	1	2	2	30	34	19	11	31	10	–	–	–	–	–	–
5112	13	7	6	2	1	1	5	2	2	3	4	2	1	–	–	2	–	1
5120	1	2	6	–	–	–	1	1	5	–	1	–	–	–	–	–	–	1
5211	67	72	58	2	–	2	42	55	49	22	16	7	–	1	–	1	–	–
5212	23	27	21	3	1	–	6	4	5	13	21	15	1	1	1	–	–	–
5221	–	1	1	–	–	–	–	–	–	–	1	1	–	–	–	–	–	–
5222	–	1	–	–	–	–	–	–	–	–	1	–	–	–	–	–	–	–
5223	3	–	4	1	–	–	1	–	3	1	–	1	–	–	–	–	–	–
5229	4	7	3	–	–	–	1	1	1	2	4	2	1	1	–	–	1	–

Capítulo 29 - Brasil e Grandes Regiões

29.2 - Quantidade de acidentes do trabalho liquidados, por consequência, segundo a Classificação Nacional de Atividades Econômicas (CNAE), na Região Norte - 2013/2015

(continuação)

CNAE	QUANTIDADE DE ACIDENTES DO TRABALHO LIQUIDADOS																	
	Total			Consequência														
				Assistência Médica			Menos de 15 dias			Mais de 15 dias			Incapacidade Permanente			Óbito		
	2013	2014	2015	2013	2014	2015	2013	2014	2015	2013	2014	2015	2013	2014	2015	2013	2014	2015
5231	32	40	66	9	7	32	12	24	27	9	8	7	–	–	–	2	1	–
5232	1	2	3	–	–	–	–	–	–	1	2	3	–	–	–	–	–	–
5239	7	4	–	1	–	–	4	1	–	2	3	–	–	–	–	–	–	–
5240	53	48	43	8	6	5	35	37	35	9	5	3	1	–	–	–	–	–
5250	45	38	45	–	1	7	25	22	37	18	15	1	1	–	–	1	–	–
5310	554	464	455	110	103	61	350	331	374	93	24	16	1	6	4	–	–	–
5320	20	13	15	–	–	–	5	8	10	15	5	4	–	–	–	–	–	1
5510	110	88	52	9	3	4	49	54	37	49	30	9	3	1	2	–	–	–
5590	2	3	2	–	–	–	1	2	2	1	1	–	–	–	–	–	–	–
5611	280	208	204	6	11	12	123	124	147	147	66	34	4	5	9	–	2	2
5612	–	1	–	–	–	–	–	1	–	–	–	–	–	–	–	–	–	–
5620	261	182	127	84	55	35	102	111	80	70	13	11	4	3	–	1	–	1
5811	4	1	–	–	–	–	1	–	–	3	1	–	–	–	–	–	–	–
5812	6	1	3	–	–	–	4	1	3	2	–	–	–	–	–	–	–	–
5821	–	2	–	–	–	–	–	1	–	–	1	–	–	–	–	–	–	–
5822	14	7	5	–	–	–	5	6	4	8	1	1	–	–	–	1	–	–
5823	–	–	1	–	–	–	–	–	1	–	–	–	–	–	–	–	–	–
5829	3	3	1	–	–	–	–	2	1	3	1	–	–	–	–	–	–	–
5911	1	1	1	–	1	–	–	–	–	1	–	1	–	–	–	–	–	–
5913	1	–	–	–	–	–	1	–	–	–	–	–	–	–	–	–	–	–
5914	11	–	4	–	–	–	9	–	3	2	–	1	–	–	–	–	–	–
5920	1	–	1	–	–	–	–	–	1	1	–	–	–	–	–	–	–	–
6010	10	7	5	–	–	–	4	4	2	6	3	2	–	–	1	–	–	–
6021	17	9	23	2	–	1	5	6	15	9	3	7	–	–	–	1	–	–
6022	–	–	1	–	–	–	–	–	–	–	–	1	–	–	–	–	–	–
6110	19	10	11	2	–	–	9	6	8	8	3	2	–	1	1	–	–	–
6120	9	14	10	1	–	–	6	10	10	2	4	–	–	–	–	–	–	–
6130	–	1	–	–	–	–	–	1	–	–	–	–	–	–	–	–	–	–
6141	6	12	1	–	1	–	6	9	1	–	2	–	–	–	–	–	–	–
6190	15	12	20	–	1	2	7	6	16	7	5	2	1	–	–	–	–	–
6201	–	61	52	–	–	–	–	–	–	–	61	52	–	–	–	–	–	–
6202	1	–	1	–	–	–	1	–	–	–	–	1	–	–	–	–	–	–
6203	3	2	1	–	1	–	3	1	1	–	–	–	–	–	–	–	–	–
6204	20	3	8	–	–	2	17	2	5	2	1	1	–	–	–	1	–	–
6209	9	11	7	1	2	1	4	7	6	4	2	–	–	–	–	–	–	–
6311	9	16	15	–	–	1	6	6	3	3	10	11	–	–	–	–	–	–
6319	1	1	–	–	–	–	1	–	–	–	1	–	–	–	–	–	–	–
6399	4	1	1	–	–	–	3	1	1	–	–	–	–	–	–	1	–	–
6410	1	–	–	–	–	–	–	–	–	1	–	–	–	–	–	–	–	–
6421	64	46	59	8	5	7	33	32	46	23	8	6	–	1	–	–	–	–
6422	142	99	146	7	4	16	74	66	107	61	22	18	–	7	5	–	–	–
6423	10	11	13	–	–	1	2	11	10	7	–	2	1	–	–	–	–	–
6424	5	8	5	–	1	–	1	5	5	4	2	–	–	–	–	–	–	–
6434	2	–	–	–	–	–	1	–	–	1	–	–	–	–	–	–	–	–
6435	–	1	1	–	–	–	–	–	–	–	1	1	–	–	–	–	–	–
6437	–	–	3	–	–	–	–	–	3	–	–	–	–	–	–	–	–	–
6462	2	9	6	–	–	2	1	8	1	1	1	3	–	–	–	–	–	–
6463	1	2	2	1	1	–	–	–	2	–	1	–	–	–	–	–	–	–
6491	3	2	6	–	–	–	1	2	5	2	–	1	–	–	–	–	–	–
6493	1	1	2	–	–	–	–	1	2	1	–	–	–	–	–	–	–	–
6499	1	–	–	–	–	–	–	–	–	1	–	–	–	–	–	–	–	–
6511	–	1	–	–	–	–	–	1	–	–	–	–	–	–	–	–	–	–
6512	–	1	–	–	–	–	–	1	–	–	–	–	–	–	–	–	–	–
6541	1	–	–	–	–	–	–	–	–	1	–	–	–	–	–	–	–	–
6550	43	29	38	13	15	16	21	13	20	9	1	2	–	–	–	–	–	–
6613	–	4	1	–	–	–	–	–	–	–	4	1	–	–	–	–	–	–
6619	1	4	4	–	–	–	1	3	4	–	1	–	–	–	–	–	–	–
6621	1	2	1	–	–	–	–	–	–	1	2	1	–	–	–	–	–	–
6622	1	1	2	–	–	–	1	–	2	–	1	–	–	–	–	–	–	–
6630	–	5	1	–	–	–	–	–	–	–	5	1	–	–	–	–	–	–
6810	36	38	36	1	3	1	14	24	32	19	10	1	2	1	1	–	–	1
6821	7	8	10	–	–	–	2	2	7	5	5	3	–	1	–	–	–	–
6822	25	28	20	–	2	–	19	22	15	6	4	5	–	–	–	–	–	–
6911	7	–	2	–	–	–	3	–	2	4	–	–	–	–	–	–	–	–
6912	13	4	5	–	–	–	6	3	4	7	1	1	–	–	–	–	–	–
6920	44	44	41	2	1	2	21	30	33	21	12	4	–	–	1	–	1	1
7020	29	14	29	1	2	7	13	9	20	15	3	2	–	–	–	–	–	–
7111	3	4	3	–	3	1	2	1	1	1	–	1	–	–	–	–	–	–
7112	269	195	111	97	57	24	111	111	72	53	24	11	5	2	2	3	1	2
7119	97	28	18	47	7	5	28	13	8	21	8	4	1	–	1	–	–	–
7120	4	2	2	–	–	–	2	–	2	1	2	–	–	–	–	1	–	–
7210	42	41	57	6	9	8	32	10	37	4	22	12	–	–	–	–	–	–
7220	5	7	4	1	1	–	1	–	2	2	6	2	1	–	–	–	–	–
7311	–	2	–	–	–	–	–	2	–	–	–	–	–	–	–	–	–	–
7312	1	2	–	–	1	–	–	1	–	1	–	–	–	–	–	–	–	–
7319	4	6	8	–	–	–	3	6	6	1	–	2	–	–	–	–	–	–
7320	2	2	–	1	–	–	1	–	–	–	2	–	–	–	–	–	–	–
7410	–	1	–	–	–	–	–	–	–	–	1	–	–	–	–	–	–	–
7420	1	6	6	–	–	–	–	–	3	1	6	3	–	–	–	–	–	–
7490	29	26	49	3	3	14	15	18	29	10	5	4	1	–	–	–	–	2
7500	–	–	3	–	–	–	–	–	3	–	–	–	–	–	–	–	–	–

Capítulo 29 - Brasil e Grandes Regiões

29.2 - Quantidade de acidentes do trabalho liquidados, por consequência, segundo a Classificação Nacional de Atividades Econômicas (CNAE), na Região Norte - 2013/2015

(conclusão)

CNAE	QUANTIDADE DE ACIDENTES DO TRABALHO LIQUIDADOS																	
	Total			Consequência														
				Assistência Médica			Menos de 15 dias			Mais de 15 dias			Incapacidade Permanente			Óbito		
	2013	2014	2015	2013	2014	2015	2013	2014	2015	2013	2014	2015	2013	2014	2015	2013	2014	2015
7711	35	16	22	7	1	5	18	11	15	10	4	2	–	–	–	–	–	–
7719	4	1	3	–	1	1	2	–	2	2	–	–	–	–	–	–	–	–
7721	2	–	1	–	–	–	1	–	1	1	–	–	–	–	–	–	–	–
7722	1	2	–	–	–	–	–	–	–	1	2	–	–	–	–	–	–	–
7723	1	–	–	–	–	–	–	–	–	1	–	–	–	–	–	–	–	–
7729	–	–	1	–	–	1	–	–	–	–	–	–	–	–	–	–	–	–
7731	3	4	2	–	–	–	–	3	1	3	–	–	–	1	–	–	–	1
7732	49	27	30	3	3	2	17	13	19	28	10	7	–	1	–	1	–	2
7733	–	1	2	–	–	–	–	–	2	–	1	–	–	–	–	–	–	–
7739	32	19	30	8	4	7	18	13	22	6	1	1	–	1	–	–	–	–
7740	–	1	–	–	1	–	–	–	–	–	–	–	–	–	–	–	–	–
7810	30	8	7	1	–	–	11	6	5	18	1	–	–	1	1	–	–	1
7820	95	58	66	25	14	18	28	34	40	38	9	5	4	–	3	–	1	–
7830	32	14	6	7	4	2	14	6	3	10	3	1	1	1	–	–	–	–
7911	6	7	8	–	–	–	4	2	6	2	5	2	–	–	–	–	–	–
7912	4	2	3	–	1	–	3	1	3	1	–	–	–	–	–	–	–	–
8011	285	199	145	7	5	5	129	124	100	139	60	28	8	7	8	2	3	4
8012	181	96	104	11	20	18	124	53	70	43	23	14	1	–	2	2	–	–
8020	19	16	30	1	–	2	8	5	22	10	10	5	–	–	1	–	1	–
8030	–	9	8	–	–	–	–	–	–	–	9	8	–	–	–	–	–	–
8111	8	16	14	1	1	1	3	14	10	4	1	3	–	–	–	–	–	–
8112	93	80	55	1	3	1	48	55	42	41	19	9	3	2	2	–	1	1
8121	443	225	173	89	52	47	155	116	107	196	47	13	1	9	6	2	1	–
8122	6	6	2	–	1	–	3	1	2	2	4	–	–	–	–	1	–	–
8129	23	8	26	–	5	6	10	1	15	11	1	5	1	1	–	1	–	–
8130	5	5	7	1	–	–	1	1	3	2	4	3	1	–	1	–	–	–
8211	42	27	28	5	6	2	18	18	26	19	3	–	–	–	–	–	–	–
8219	4	7	4	–	–	–	–	6	4	4	1	–	–	–	–	–	–	–
8220	13	23	17	–	2	1	9	13	15	4	8	–	–	–	–	–	–	1
8230	7	6	3	–	1	–	3	3	2	3	2	1	–	–	–	1	–	–
8291	14	13	13	–	–	–	4	5	4	9	8	8	1	–	1	–	–	–
8292	1	2	3	–	–	–	–	–	2	1	2	1	–	–	–	–	–	–
8299	113	100	82	2	4	6	71	75	69	36	20	4	3	–	3	1	1	–
8411	564	190	193	16	12	31	90	101	121	430	47	22	24	28	13	4	2	6
8412	8	2	6	–	–	–	4	2	5	4	–	1	–	–	–	–	–	–
8413	–	1	–	–	–	–	–	–	–	–	–	–	–	1	–	–	–	–
8422	15	20	12	1	2	–	11	15	12	2	3	–	1	–	–	–	–	–
8423	2	1	–	–	–	–	–	–	–	2	–	–	–	1	–	–	–	–
8424	55	17	62	1	–	–	20	10	50	32	7	10	2	–	2	–	–	–
8430	10	4	2	–	–	–	2	4	1	8	–	1	–	–	–	–	–	–
8511	4	114	100	–	–	–	1	5	6	3	108	94	–	1	–	–	–	–
8512	28	13	10	–	–	–	7	9	7	21	4	2	–	–	1	–	–	–
8513	45	46	38	5	2	1	12	16	28	26	27	8	2	1	–	–	–	1
8520	40	31	33	5	5	2	19	23	29	14	3	2	2	–	–	–	–	–
8531	44	49	34	3	1	3	30	35	27	10	13	4	1	–	–	–	–	–
8532	55	40	51	3	2	2	34	32	40	16	6	9	2	–	–	–	–	–
8533	–	2	1	–	–	–	–	1	1	–	–	–	–	–	–	–	1	–
8541	10	9	4	1	–	–	4	4	4	5	5	–	–	–	–	–	–	–
8542	1	2	–	–	–	–	–	1	–	1	1	–	–	–	–	–	–	–
8550	23	7	10	9	1	3	10	4	6	4	2	1	–	–	–	–	–	–
8592	–	1	1	–	–	–	–	1	–	–	–	–	–	–	1	–	–	–
8593	3	4	–	1	–	–	1	3	–	1	1	–	–	–	–	–	–	–
8599	119	135	105	14	13	9	64	106	89	38	15	7	1	–	–	2	1	–
8610	1.065	1.019	1.119	524	521	589	403	435	513	133	58	13	3	3	2	2	2	2
8621	–	–	1	–	–	–	–	–	1	–	–	–	–	–	–	–	–	–
8630	22	42	30	2	15	7	10	14	20	10	12	2	–	1	–	–	–	1
8640	78	97	92	29	34	33	31	52	50	18	11	8	–	–	–	–	–	1
8650	6	10	16	–	3	4	3	6	11	3	1	1	–	–	–	–	–	–
8660	47	52	66	31	29	51	9	21	15	7	2	–	–	–	–	–	–	–
8690	28	14	11	1	2	4	16	7	5	11	4	2	–	1	–	–	–	–
8712	3	–	1	–	–	–	1	–	–	2	–	1	–	–	–	–	–	–
8730	–	–	1	–	–	–	–	–	1	–	–	–	–	–	–	–	–	–
8800	61	35	40	9	3	3	41	27	35	11	5	1	–	–	1	–	–	–
9001	5	5	3	–	1	–	–	4	1	5	–	1	–	–	–	–	–	1
9003	2	–	1	–	–	–	–	–	1	2	–	–	–	–	–	–	–	–
9102	–	1	–	–	–	–	–	–	–	–	1	–	–	–	–	–	–	–
9103	–	–	1	–	–	–	–	–	–	–	–	1	–	–	–	–	–	–
9312	10	2	4	1	–	–	4	1	2	5	1	2	–	–	–	–	–	–
9313	4	8	5	–	–	–	–	7	2	4	1	2	–	–	1	–	–	–
9319	2	2	–	–	–	–	–	2	–	2	–	–	–	–	–	–	–	–
9321	2	3	1	–	–	–	–	2	1	2	1	–	–	–	–	–	–	–
9329	27	17	33	1	–	5	19	13	23	7	4	3	–	–	1	–	–	1
9411	4	5	3	1	1	–	2	3	2	1	1	1	–	–	–	–	–	–
9412	46	26	19	10	11	5	10	8	11	23	5	3	2	2	–	1	–	–
9420	26	21	10	–	3	–	6	15	6	19	2	3	1	1	1	–	–	–
9430	138	100	56	39	30	14	54	56	34	43	12	6	2	2	2	–	–	–
9491	38	14	21	1	–	1	11	6	12	24	5	7	2	3	1	–	–	–
9492	1	8	9	–	–	–	–	–	–	1	8	9	–	–	–	–	–	–
9493	–	1	1	–	–	–	–	1	1	–	–	–	–	–	–	–	–	–
9499	5	5	9	–	1	1	5	4	6	–	–	1	–	–	1	–	–	–
9511	5	3	8	–	–	1	2	1	7	3	–	–	–	1	–	–	1	–
9512	7	13	5	–	1	–	6	6	4	1	5	–	–	–	1	–	1	–
9521	8	7	2	–	–	–	2	2	1	5	4	1	1	1	–	–	–	–
9529	5	3	4	1	–	–	1	2	3	3	1	1	–	–	–	–	–	–
9601	11	3	6	1	–	–	2	1	6	8	2	–	–	–	–	–	–	–
9602	8	2	4	1	–	–	1	–	3	6	2	1	–	–	–	–	–	–
9603	7	8	9	–	1	–	2	4	5	5	2	4	–	1	–	–	–	–
9609	5	5	2	–	–	–	4	5	2	1	–	–	–	–	–	–	–	–
9700	2	2	2	–	–	–	2	2	2	–	–	–	–	–	–	–	–	–
Ignorado	1.948	7.098	6.043	24	11	7	101	195	198	1.624	6.685	5.671	196	204	165	3	3	2

Fonte: DATAPREV, CAT, SUB.

Nota: Os dados são preliminares, estando sujeitos a correções.

Capítulo 29 - Brasil e Grandes Regiões

29.3 - Quantidade de acidentes do trabalho liquidados, por consequência, segundo a Classificação Nacional de Atividades Econômicas (CNAE), na Região Nordeste -2013/2015

(continua)

CNAE	QUANTIDADE DE ACIDENTES DO TRABALHO LIQUIDADOS																	
	Total			Consequência														
				Assistência Médica			Menos de 15 dias			Mais de 15 dias			Incapacidade Permanente			Óbito		
	2013	2014	2015	2013	2014	2015	2013	2014	2015	2013	2014	2015	2013	2014	2015	2013	2014	2015
TOTAL	**91.388**	**90.777**	**74.770**	**10.231**	**10.315**	**9.491**	**34.631**	**35.652**	**37.589**	**43.010**	**41.597**	**25.271**	**3.063**	**2.800**	**2.075**	**453**	**413**	**344**
0111	38	241	199	–	–	–	24	28	39	14	210	158	–	1	–	–	2	2
0112	44	88	58	1	–	1	29	41	30	11	47	25	1	–	2	2	–	–
0113	475	333	223	6	9	3	324	238	174	127	67	39	16	14	7	2	5	–
0114	25	48	43	–	–	–	16	23	20	8	25	22	–	–	1	1	–	–
0115	179	127	119	2	1	4	90	100	102	80	19	6	6	2	3	1	5	4
0116	7	2	3	–	–	–	2	1	1	5	1	2	–	–	–	–	–	–
0119	140	65	117	–	–	1	86	47	89	50	17	22	4	1	2	–	–	3
0121	18	58	62	1	–	–	2	3	10	14	55	51	1	–	1	–	–	–
0122	19	5	3	–	–	–	8	2	2	9	3	1	–	–	–	2	–	–
0131	17	4	5	–	–	–	8	4	5	7	–	–	2	–	–	–	–	–
0132	209	197	137	4	1	–	128	165	128	74	27	5	2	4	2	1	–	2
0133	474	399	297	35	40	8	289	297	263	138	51	17	8	9	8	4	2	1
0134	78	43	29	6	4	–	29	23	20	39	14	7	4	1	2	–	1	–
0135	68	35	43	–	1	–	26	29	38	41	5	3	1	–	1	–	–	1
0139	51	50	27	15	16	–	14	12	19	21	21	8	1	1	–	–	–	–
0141	35	32	62	–	2	12	24	23	41	11	6	8	–	1	1	–	–	–
0142	11	5	5	–	–	–	2	2	4	7	3	1	1	–	–	1	–	–
0151	239	114	76	–	2	–	104	81	68	127	24	5	4	4	3	4	3	–
0152	6	2	2	–	–	–	1	2	2	5	–	–	–	–	–	–	–	–
0153	4	–	3	–	–	–	–	–	3	4	–	–	–	–	–	–	–	–
0154	5	2	1	–	–	–	1	1	1	4	1	–	–	–	–	–	–	–
0155	304	216	178	16	14	11	165	153	134	118	39	25	2	8	6	3	2	2
0159	10	8	3	1	–	–	6	6	3	3	1	–	–	1	–	–	–	–
0161	101	80	79	6	10	13	33	46	51	55	17	11	6	7	2	1	–	2
0162	28	22	19	–	–	–	9	14	17	17	3	1	2	4	1	–	1	–
0163	6	7	2	1	–	–	1	3	2	4	3	–	–	1	–	–	–	–
0210	323	254	240	32	12	34	240	214	192	44	23	7	5	5	6	2	–	1
0220	30	11	3	10	10	–	1	–	1	16	–	1	3	1	1	–	–	–
0230	202	149	140	76	63	74	69	60	57	53	21	6	2	2	2	2	3	1
0311	15	7	30	–	–	2	4	3	19	10	3	9	1	1	–	–	–	–
0312	1	2	1	–	–	1	–	1	–	1	1	–	–	–	–	–	–	–
0321	80	72	74	–	3	6	53	57	58	23	8	10	2	4	–	2	–	–
0322	36	24	28	4	4	3	19	17	22	12	1	3	–	1	–	1	1	–
0500	6	1	–	–	–	–	2	1	–	2	–	–	1	–	–	1	–	–
0600	319	278	188	204	193	136	84	76	50	25	8	–	5	1	1	1	–	1
0710	29	17	17	14	6	12	8	9	5	5	2	–	2	–	–	–	–	–
0724	106	167	68	70	109	37	18	18	10	15	37	19	1	3	2	2	–	–
0725	46	28	27	33	22	26	5	6	1	8	–	–	–	–	–	–	–	–
0729	97	102	90	33	52	50	22	33	35	36	17	4	4	–	1	2	–	–
0810	193	155	115	11	7	10	74	96	90	93	41	11	9	7	3	6	4	1
0891	35	17	11	9	5	2	18	8	7	8	4	2	–	–	–	–	–	–
0892	82	88	71	2	1	5	53	66	56	23	17	9	4	2	1	–	2	–
0893	–	6	7	–	4	3	–	1	3	–	1	1	–	–	–	–	–	–
0899	46	48	33	10	17	12	14	17	12	20	12	6	1	2	3	1	–	–
0910	174	140	97	105	85	62	19	33	29	49	14	3	1	7	3	–	1	–
0990	8	3	5	4	1	2	2	1	2	1	1	–	1	–	1	–	–	–
1011	97	87	90	1	1	12	32	56	73	56	27	4	8	3	1	–	–	–
1012	226	184	153	26	11	13	105	57	76	90	110	61	3	4	2	2	2	1
1013	120	120	84	15	25	25	72	76	55	32	18	4	1	1	–	–	–	–
1020	43	23	28	1	–	–	23	16	24	17	6	4	2	1	–	–	–	–
1031	125	59	59	1	1	6	39	36	42	76	18	5	7	3	2	2	1	4
1032	3	4	–	1	1	–	1	1	–	1	2	–	–	–	–	–	–	–
1033	92	61	40	1	3	1	55	46	33	33	10	6	3	1	–	–	1	–
1041	35	34	27	8	13	4	17	11	20	9	7	1	1	1	2	–	2	–
1042	18	14	13	1	1	1	8	11	11	9	2	1	–	–	–	–	–	–
1043	15	23	24	2	8	3	13	15	18	–	–	2	–	–	–	–	–	1
1051	17	18	24	–	–	–	4	16	21	13	2	3	–	–	–	–	–	–
1052	114	91	80	11	6	5	50	57	59	49	26	10	3	1	4	1	1	2
1053	77	59	57	16	15	14	23	21	36	34	22	5	4	1	1	–	–	1
1061	18	19	16	–	–	2	10	14	11	8	5	2	–	–	1	–	–	–
1062	146	158	137	11	10	22	91	120	102	42	21	11	2	7	2	–	–	–
1063	3	1	–	–	–	–	1	–	–	2	1	–	–	–	–	–	–	–
1064	66	37	31	3	3	–	25	27	25	37	6	3	1	1	2	–	–	1
1065	10	9	11	3	4	4	4	5	7	3	–	–	–	–	–	–	–	–
1066	125	89	117	14	7	10	49	57	95	56	24	5	5	–	2	1	1	5
1069	145	139	108	3	2	2	82	111	96	58	23	8	2	3	2	–	–	–
1071	3.992	3.033	2.576	162	153	181	2.668	2.355	2.174	1.025	414	148	124	102	64	13	9	9
1072	75	98	66	–	–	–	39	77	61	31	18	3	4	3	2	1	–	–
1081	134	112	100	1	2	4	90	94	83	38	15	11	4	1	2	1	–	–
1091	340	178	141	2	2	1	52	73	92	273	93	39	11	9	7	2	1	2
1092	231	170	128	65	63	16	60	84	100	98	21	11	8	1	1	–	1	–
1093	118	139	175	19	39	62	76	80	111	21	16	1	2	4	1	–	–	–
1094	194	206	200	2	14	19	107	150	165	79	36	15	6	5	1	–	1	–
1095	3	7	8	–	–	–	–	4	7	3	3	–	–	–	1	–	–	–
1096	26	14	12	–	2	4	13	10	8	13	2	–	–	–	–	–	–	–
1099	228	156	147	8	13	9	99	99	115	117	39	22	4	5	1	–	–	–
1111	111	86	79	4	5	4	62	33	38	45	41	36	–	6	1	–	1	–
1112	23	10	6	2	–	–	16	7	4	4	3	2	1	–	–	–	–	–

Capítulo 29 - Brasil e Grandes Regiões

29.3 - Quantidade de acidentes do trabalho liquidados, por consequência, segundo a Classificação Nacional de Atividades Econômicas (CNAE), na Região Nordeste - 2013/2015

(continuação)

CNAE	QUANTIDADE DE ACIDENTES DO TRABALHO LIQUIDADOS																	
	Total			Consequência														
				Assistência Médica			Menos de 15 dias			Mais de 15 dias			Incapacidade Permanente			Óbito		
	2013	2014	2015	2013	2014	2015	2013	2014	2015	2013	2014	2015	2013	2014	2015	2013	2014	2015
1113	385	227	184	204	101	73	112	92	95	64	31	12	4	3	3	1	–	1
1121	93	92	82	2	1	1	45	59	58	42	27	20	3	5	3	1	–	–
1122	707	625	554	107	75	68	385	477	438	202	64	35	10	8	12	3	1	1
1210	4	–	–	–	–	–	1	–	–	3	–	–	–	–	–	–	–	–
1220	11	2	3	–	–	–	3	–	1	7	–	1	1	2	1	–	–	–
1311	172	118	97	3	–	–	81	81	80	79	31	9	9	5	6	–	1	2
1312	46	24	19	3	–	2	23	17	12	17	7	3	3	–	2	–	–	–
1313	21	16	13	1	–	–	10	7	12	10	9	–	–	–	1	–	–	–
1314	25	12	15	7	5	5	4	5	9	14	1	–	–	1	1	–	–	–
1321	215	199	138	3	12	8	116	147	119	95	33	9	1	5	1	–	2	1
1322	14	15	13	–	1	–	8	10	13	6	3	–	–	1	–	–	–	–
1323	63	42	35	–	–	1	49	30	31	13	11	2	1	1	1	–	–	–
1330	61	41	47	2	2	–	44	25	43	14	11	2	1	2	–	–	1	2
1340	43	63	15	2	40	1	13	12	12	24	9	2	4	2	–	–	–	–
1351	76	53	47	1	1	–	29	20	29	44	31	15	2	1	3	–	–	–
1352	3	3	4	–	–	2	–	–	2	2	3	–	1	–	–	–	–	–
1353	2	–	2	–	–	–	–	–	2	2	–	–	–	–	–	–	–	–
1354	47	36	28	6	1	1	23	24	22	18	10	5	–	1	–	–	–	–
1359	61	35	17	–	1	–	36	25	16	24	7	1	1	2	–	–	–	–
1411	119	59	48	1	1	–	30	35	42	87	18	3	1	4	3	–	1	–
1412	1.451	865	936	73	139	289	594	620	595	762	82	38	21	24	14	1	–	–
1413	25	14	6	–	1	–	2	5	5	21	7	1	2	1	–	–	–	–
1414	32	15	11	–	–	1	7	8	7	20	4	3	5	2	–	–	1	–
1421	65	25	13	1	–	1	23	21	11	39	3	1	1	1	–	1	–	–
1422	12	4	3	–	2	–	1	1	1	11	1	–	–	–	2	–	–	–
1510	144	119	76	5	12	3	69	79	60	63	28	8	6	–	5	1	–	–
1521	12	18	8	–	–	–	2	3	2	10	15	6	–	–	–	–	–	–
1529	6	3	2	–	–	–	1	1	1	4	2	–	1	–	1	–	–	–
1531	728	598	591	100	133	94	321	390	465	294	68	28	11	6	2	2	1	2
1532	227	66	32	66	31	4	12	24	22	146	10	3	3	1	3	–	–	–
1533	1.169	444	148	7	6	7	600	363	128	550	64	9	8	8	2	4	3	2
1539	432	493	248	204	230	137	62	103	72	155	151	34	11	9	5	–	–	–
1540	29	20	15	–	–	–	11	10	10	17	9	3	1	1	2	–	–	–
1610	37	65	36	–	3	5	6	22	12	26	32	16	5	8	2	–	–	1
1621	7	3	3	–	–	–	–	1	2	4	1	–	3	1	1	–	–	–
1622	88	50	33	–	2	–	13	16	20	69	29	8	6	3	5	–	–	–
1623	28	10	9	–	–	–	10	2	6	16	5	2	2	3	–	–	–	1
1629	16	8	8	–	–	–	4	4	7	10	2	1	2	2	–	–	–	–
1710	198	97	67	81	52	44	73	30	20	40	11	3	2	4	–	2	–	–
1721	155	165	130	4	5	17	105	116	96	40	42	13	4	2	4	2	–	–
1722	1	–	3	–	–	–	1	–	–	–	–	3	–	–	–	–	–	–
1731	97	86	55	5	4	4	63	53	34	25	27	13	3	2	4	1	–	–
1732	8	3	–	–	–	–	4	3	–	4	–	–	–	–	–	–	–	–
1733	55	37	41	7	9	1	20	17	32	25	10	5	2	1	3	1	–	–
1741	27	40	22	–	–	–	12	15	13	14	22	9	1	3	–	–	–	–
1742	39	30	14	1	3	2	10	19	11	26	5	–	2	2	1	–	1	–
1749	18	11	16	–	–	–	2	3	4	16	8	12	–	–	–	–	–	–
1811	50	49	19	2	3	2	21	21	10	26	24	4	1	1	3	–	–	–
1812	18	53	33	–	–	–	8	3	7	9	46	24	1	4	2	–	–	–
1813	53	28	36	–	1	2	19	16	29	31	10	5	3	1	–	–	–	–
1821	7	3	9	–	–	–	4	2	9	3	1	–	–	–	–	–	–	–
1822	10	7	8	1	–	–	1	3	6	6	3	2	2	1	–	–	–	–
1910	–	15	16	–	–	–	–	–	–	–	14	16	–	1	–	–	–	–
1921	206	123	179	89	56	63	77	45	109	38	21	7	2	1	–	–	–	–
1922	–	2	–	–	–	–	–	2	–	–	–	–	–	–	–	–	–	–
1931	745	728	637	38	38	43	488	533	506	194	145	71	23	9	12	2	3	5
1932	32	40	46	10	3	15	18	17	13	4	20	18	–	–	–	–	–	–
2011	22	17	7	10	11	3	8	4	4	4	2	–	–	–	–	–	–	–
2012	1	–	1	1	–	–	–	–	1	–	–	–	–	–	–	–	–	–
2013	176	104	97	76	47	30	77	48	60	20	9	5	3	–	2	–	–	–
2014	12	10	15	1	1	1	7	7	12	4	2	1	–	–	–	–	–	1
2019	30	22	30	24	14	21	4	8	8	2	–	1	–	–	–	–	–	–
2021	60	48	28	48	37	23	10	5	4	2	6	1	–	–	–	–	–	–
2022	30	33	30	17	16	19	10	7	7	1	9	4	2	1	–	–	–	–
2029	37	21	24	16	10	16	15	3	3	5	7	5	1	1	–	–	–	–
2031	41	36	26	28	15	13	8	6	9	4	14	3	1	–	1	–	1	–
2032	–	1	–	–	–	–	–	1	–	–	–	–	–	–	–	–	–	–
2033	25	27	18	17	10	12	8	14	5	–	3	–	–	–	1	–	–	–
2040	45	69	32	31	39	16	9	17	9	5	13	7	–	–	–	–	–	–
2051	8	4	5	7	3	2	1	1	2	–	–	1	–	–	–	–	–	–
2052	3	1	3	1	–	–	–	1	3	2	–	–	–	–	–	–	–	–
2061	68	69	55	16	13	8	31	44	40	18	6	7	1	4	–	2	2	–
2062	112	85	103	11	18	19	49	51	75	50	15	6	2	1	3	–	–	–
2063	45	37	39	1	4	4	25	27	31	19	6	3	–	–	1	–	–	–
2071	105	68	44	8	11	9	57	44	30	37	12	3	2	1	2	1	–	–
2072	–	1	–	–	–	–	–	–	–	–	1	–	–	–	–	–	–	–
2073	10	10	8	1	–	1	7	8	5	2	1	1	–	1	–	–	–	1
2091	3	7	11	–	–	–	1	1	2	2	6	9	–	–	–	–	–	–
2092	11	1	–	4	1	–	2	–	–	3	–	–	–	–	–	2	–	–
2093	5	6	2	–	–	–	3	4	2	2	2	–	–	–	–	–	–	–

Capítulo 29 - Brasil e Grandes Regiões

29.3 - Quantidade de acidentes do trabalho liquidados, por consequência, segundo a Classificação Nacional de Atividades Econômicas (CNAE), na Região Nordeste - 2013/2015

(continuação)

CNAE	QUANTIDADE DE ACIDENTES DO TRABALHO LIQUIDADOS																	
	Total			Consequência														
				Assistência Médica			Menos de 15 dias			Mais de 15 dias			Incapacidade Permanente			Óbito		
	2013	2014	2015	2013	2014	2015	2013	2014	2015	2013	2014	2015	2013	2014	2015	2013	2014	2015
2099	69	55	65	28	28	28	26	24	33	15	2	3	–	1	1	–	–	–
2110	5	6	3	–	–	–	5	4	2	–	–	1	–	2	–	–	–	–
2121	75	60	58	1	–	–	38	43	47	32	15	8	4	2	3	–	–	–
2122	6	2	–	1	–	–	3	1	–	2	1	–	–	–	–	–	–	–
2123	1	1	–	–	–	–	1	1	–	–	–	–	–	–	–	–	–	–
2211	274	151	143	70	82	81	94	42	49	109	26	12	1	1	1	–	–	–
2212	27	13	19	–	–	–	5	5	14	22	5	4	–	3	1	–	–	–
2219	90	228	169	12	19	2	38	37	26	37	167	139	3	4	1	–	1	1
2221	65	55	40	14	5	6	28	28	30	22	20	3	1	2	1	–	–	–
2222	318	243	195	9	3	12	150	169	142	149	60	34	8	10	7	2	1	–
2223	72	87	46	14	23	16	39	57	25	18	7	4	1	–	1	–	–	–
2229	348	251	231	19	28	32	161	144	174	156	73	18	12	6	6	–	–	1
2311	45	61	61	1	4	2	23	27	36	20	30	20	1	–	1	–	–	2
2312	49	24	25	12	2	2	24	17	22	13	4	1	–	1	–	–	–	–
2319	31	31	25	–	–	2	11	16	19	19	12	4	1	3	–	–	–	–
2320	205	224	148	73	96	51	93	101	90	34	19	5	1	6	2	4	2	–
2330	473	282	226	40	36	40	185	142	145	233	89	27	14	14	13	1	1	1
2341	19	5	7	–	–	–	3	1	3	13	3	2	3	1	1	–	–	1
2342	666	349	283	6	5	1	228	200	226	400	111	38	26	25	13	6	8	5
2349	101	55	59	4	7	1	23	31	52	71	15	4	3	2	2	–	–	–
2391	75	33	33	–	–	–	20	15	27	51	16	3	2	2	3	2	–	–
2392	58	44	50	7	3	3	20	29	46	29	9	1	2	3	–	–	–	–
2399	54	24	41	2	–	2	19	14	26	29	10	10	3	–	3	1	–	–
2411	115	71	46	6	3	4	84	43	37	23	23	5	1	2	–	1	–	–
2412	89	62	42	54	45	29	19	8	10	15	7	2	1	2	1	–	–	–
2421	5	8	24	3	4	7	2	2	16	–	2	1	–	–	–	–	–	–
2422	4	8	20	–	–	1	–	6	18	4	2	1	–	–	–	–	–	–
2423	95	72	77	46	28	31	26	32	43	23	10	2	–	2	1	–	–	–
2424	46	34	30	2	–	1	24	27	25	20	6	4	–	1	–	–	–	–
2431	153	170	101	31	51	36	97	99	60	24	20	5	1	–	–	–	–	–
2439	1	2	6	–	–	1	–	1	5	1	1	–	–	–	–	–	–	–
2441	64	71	58	13	15	18	18	46	30	28	7	5	5	3	4	–	–	1
2442	1	2	3	–	–	–	–	–	–	1	2	3	–	–	–	–	–	–
2443	46	40	54	26	27	34	7	9	19	12	3	1	1	1	–	–	–	–
2449	17	19	4	1	–	1	5	5	2	9	14	1	2	–	–	–	–	–
2451	43	27	14	2	3	2	27	14	10	11	7	2	3	3	–	–	–	–
2452	5	14	9	–	–	–	–	–	–	5	14	8	–	–	1	–	–	–
2511	307	309	199	47	98	59	165	151	108	87	54	28	8	5	4	–	1	–
2512	142	97	74	2	1	5	48	55	59	82	35	4	8	6	6	2	–	–
2513	42	40	16	19	17	5	10	18	9	12	4	2	1	1	–	–	–	–
2521	21	20	17	–	–	–	12	12	16	8	7	–	1	1	1	–	–	–
2522	–	16	8	–	–	–	–	–	–	–	15	7	–	1	1	–	–	–
2531	4	3	21	–	–	11	3	1	9	1	2	–	–	–	1	–	–	–
2532	13	20	28	–	1	1	3	15	25	9	3	1	1	1	1	–	–	–
2539	61	50	27	1	8	1	30	23	22	25	17	2	4	2	2	1	–	–
2541	1	1	–	–	–	–	–	–	–	1	1	–	–	–	–	–	–	–
2542	102	82	36	2	10	3	71	56	27	26	15	3	2	1	3	1	–	–
2543	7	3	1	–	1	–	4	2	1	3	–	–	–	–	–	–	–	–
2591	49	62	47	13	17	16	26	36	27	9	8	3	1	1	1	–	–	–
2592	22	13	3	–	–	–	7	7	3	13	5	–	2	1	–	–	–	–
2593	33	21	24	–	–	–	6	12	18	24	9	4	3	–	2	–	–	–
2599	117	95	62	21	23	9	43	42	49	50	26	4	2	4	–	1	–	–
2610	5	–	3	4	–	–	–	–	1	1	–	–	–	–	1	–	–	1
2621	16	15	3	1	–	–	7	11	3	8	4	–	–	–	–	–	–	–
2622	18	9	10	7	1	1	5	6	9	6	2	–	–	–	–	–	–	–
2631	1	2	3	–	–	–	–	2	3	1	–	–	–	–	–	–	–	–
2640	2	4	2	–	–	–	–	4	2	2	–	–	–	–	–	–	–	–
2651	5	9	5	–	1	2	–	7	3	3	1	–	2	–	–	–	–	–
2660	–	1	–	–	–	–	–	1	–	–	–	–	–	–	–	–	–	–
2670	2	–	1	–	–	1	2	–	–	–	–	–	–	–	–	–	–	–
2680	2	1	–	–	–	–	2	–	–	–	1	–	–	–	–	–	–	–
2710	77	73	94	6	12	33	48	52	58	22	8	3	–	1	–	1	–	–
2721	20	15	14	1	–	2	9	14	7	10	1	4	–	–	1	–	–	–
2722	28	39	29	–	–	–	7	9	18	21	27	9	–	2	2	–	1	–
2731	23	40	24	8	16	13	10	14	10	4	9	1	–	–	–	1	1	–
2732	1	1	1	–	–	1	–	–	–	1	1	–	–	–	–	–	–	–
2733	26	20	18	1	–	–	11	15	17	13	5	–	1	–	1	–	–	–
2740	15	7	7	–	–	1	2	4	3	13	2	1	–	1	2	–	–	–
2751	217	217	183	7	2	8	181	187	166	29	28	9	–	–	–	–	–	–
2759	60	41	23	2	–	1	39	27	22	18	11	–	1	3	–	–	–	–
2790	31	21	14	4	4	2	10	10	10	16	7	2	1	–	–	–	–	–
2811	8	18	33	–	1	10	2	2	17	5	15	6	–	–	–	1	–	–
2812	4	8	5	–	–	–	2	4	2	2	4	2	–	–	1	–	–	–
2813	27	10	12	2	–	–	12	7	7	13	2	3	–	1	2	–	–	–
2821	14	14	4	–	3	–	10	6	2	4	4	2	–	1	–	–	–	–
2822	22	24	15	2	5	3	14	14	11	5	4	1	–	–	–	1	1	–
2823	42	65	71	1	1	13	22	55	56	18	8	2	1	1	–	–	–	–
2824	–	1	–	–	–	–	–	–	–	–	1	–	–	–	–	–	–	–
2825	4	–	1	1	–	–	2	–	1	1	–	–	–	–	–	–	–	–

Capítulo 29 - Brasil e Grandes Regiões

29.3 - Quantidade de acidentes do trabalho liquidados, por consequência, segundo a Classificação Nacional de Atividades Econômicas (CNAE), na Região Nordeste - 2013/2015

(continuação)

CNAE	QUANTIDADE DE ACIDENTES DO TRABALHO LIQUIDADOS																	
	Total			Consequência														
				Assistência Médica			Menos de 15 dias			Mais de 15 dias			Incapacidade Permanente			Óbito		
	2013	2014	2015	2013	2014	2015	2013	2014	2015	2013	2014	2015	2013	2014	2015	2013	2014	2015
2829	37	30	21	1	2	8	15	17	7	19	11	5	2	–	1	–	–	–
2831	–	–	1	–	–	–	–	–	–	–	–	1	–	–	–	–	–	–
2832	5	–	1	–	–	–	3	–	1	2	–	–	–	–	–	–	–	–
2833	17	12	11	1	–	–	2	1	6	13	10	5	1	1	–	–	–	–
2840	7	2	4	1	–	–	1	1	4	5	1	–	–	–	–	–	–	–
2851	13	19	12	4	8	2	7	9	9	2	1	1	–	1	–	–	–	–
2852	1	2	2	–	1	–	–	1	2	1	–	–	–	–	–	–	–	–
2853	–	–	1	–	–	–	–	–	1	–	–	–	–	–	–	–	–	–
2861	8	3	2	–	–	–	6	1	2	2	1	–	–	1	–	–	–	–
2862	11	3	3	–	–	–	2	2	2	9	1	–	–	–	–	–	–	1
2863	5	3	1	1	1	–	1	1	–	2	1	1	1	–	–	–	–	–
2865	–	–	2	–	–	–	–	–	2	–	–	–	–	–	–	–	–	–
2866	1	1	–	–	–	–	–	1	–	–	–	–	1	–	–	–	–	–
2869	112	73	47	26	13	7	43	41	35	40	15	2	2	3	2	1	1	1
2910	145	112	135	63	50	67	27	34	55	51	24	9	4	4	3	–	–	1
2920	1	4	3	1	–	–	–	–	–	–	4	3	–	–	–	–	–	–
2930	85	53	46	–	–	1	36	29	39	49	19	4	–	4	2	–	1	–
2941	23	15	19	1	4	2	4	9	15	16	–	–	2	2	2	–	–	–
2942	23	18	14	9	9	1	7	8	11	7	1	1	–	–	–	–	–	1
2943	20	8	15	–	–	1	8	4	9	12	4	4	–	–	–	–	–	1
2944	3	1	–	–	–	–	2	1	–	1	–	–	–	–	–	–	–	–
2945	87	179	14	1	152	3	42	22	10	44	2	1	–	3	–	–	–	–
2949	137	102	161	49	34	62	52	56	96	33	11	3	3	–	–	–	1	–
2950	10	3	4	–	–	–	2	–	4	7	2	–	1	1	–	–	–	–
3011	405	481	401	281	327	230	83	136	163	40	17	6	1	1	2	–	–	–
3012	7	7	3	1	–	–	3	4	3	3	2	–	–	1	–	–	–	–
3031	6	1	2	–	–	–	6	–	2	–	1	–	–	–	–	–	–	–
3032	1	–	1	–	–	–	–	–	1	1	–	–	–	–	–	–	–	–
3041	–	–	1	–	–	–	–	–	1	–	–	–	–	–	–	–	–	–
3042	–	–	1	–	–	–	–	–	1	–	–	–	–	–	–	–	–	–
3091	6	4	6	–	1	–	4	2	6	1	1	–	1	–	–	–	–	–
3092	21	10	8	–	–	–	8	5	7	13	5	–	–	–	–	–	–	1
3099	3	2	1	–	–	–	–	1	1	3	1	–	–	–	–	–	–	–
3101	273	118	120	5	1	3	76	58	84	181	49	22	11	10	11	–	–	–
3102	92	47	54	1	1	1	37	31	43	50	14	5	3	1	4	1	–	1
3103	13	13	11	–	–	–	5	6	4	7	6	4	1	1	3	–	–	–
3104	110	61	47	–	1	1	52	43	38	55	15	7	3	1	1	–	1	–
3211	1	–	–	–	–	–	1	–	–	–	–	–	–	–	–	–	–	–
3212	1	7	5	–	–	–	–	2	–	1	5	5	–	–	–	–	–	–
3220	2	2	1	–	–	–	–	2	1	2	–	–	–	–	–	–	–	–
3230	4	48	49	–	–	–	–	–	–	3	47	49	1	1	–	–	–	–
3240	4	2	3	–	–	–	2	1	–	2	–	3	–	1	–	–	–	–
3250	18	19	16	–	2	–	5	10	11	12	7	4	1	–	1	–	–	–
3291	7	31	23	–	–	–	1	4	1	6	27	22	–	–	–	–	–	–
3292	19	9	1	–	–	–	10	5	1	8	3	–	1	1	–	–	–	–
3299	52	33	37	3	–	–	22	22	36	22	11	1	3	–	–	2	–	–
3311	22	21	15	–	–	2	15	15	12	7	4	1	–	2	–	–	–	–
3312	19	5	5	2	–	4	12	4	1	5	1	–	–	–	–	–	–	–
3313	25	30	43	3	–	1	10	23	37	12	6	3	–	1	1	–	–	1
3314	108	112	99	16	24	27	43	59	66	36	21	3	13	8	2	–	–	1
3315	3	1	7	–	1	–	1	–	7	1	–	–	1	–	–	–	–	–
3316	–	–	1	–	–	–	–	–	1	–	–	–	–	–	–	–	–	–
3317	5	12	3	5	2	1	–	4	1	–	6	1	–	–	–	–	–	–
3319	15	8	4	2	3	1	6	3	–	6	–	3	1	2	–	–	–	–
3321	29	42	26	11	11	9	7	20	12	10	9	2	1	1	2	–	1	1
3329	28	19	21	1	1	–	6	8	17	15	8	4	6	2	–	–	–	–
3511	210	249	249	70	90	88	110	113	137	27	45	24	1	–	–	2	1	–
3512	28	24	52	1	8	7	7	12	39	14	1	1	4	2	4	2	1	1
3514	366	287	268	62	42	46	219	208	203	78	32	13	5	5	5	2	–	1
3520	12	13	12	–	5	–	12	8	11	–	–	–	–	–	1	–	–	–
3530	9	1	–	7	1	–	2	–	–	–	–	–	–	–	–	–	–	–
3600	418	342	343	49	89	91	221	206	230	138	36	12	9	9	5	1	2	5
3701	3	17	19	1	7	7	1	6	11	1	3	1	–	1	–	–	–	–
3702	134	153	93	2	2	4	98	129	84	30	15	2	3	5	3	1	2	–
3811	964	858	963	71	82	76	507	619	834	360	134	33	22	19	14	4	4	6
3812	31	20	23	6	1	8	12	13	13	13	6	–	–	–	2	–	–	–
3821	29	18	19	1	2	1	19	15	16	7	1	1	2	–	–	–	–	1
3822	15	57	54	5	7	4	8	44	49	1	6	1	1	–	–	–	–	–
3831	6	2	5	1	–	–	2	1	5	3	1	–	–	–	–	–	–	–
3832	28	11	14	–	–	1	11	3	8	12	7	2	1	1	2	4	–	1
3839	30	14	24	1	–	6	10	7	18	19	4	–	–	3	–	–	–	–
4110	1.162	748	557	99	14	9	464	524	451	567	186	72	26	18	22	6	6	3
4120	5.071	3.080	2.338	219	188	174	1.811	1.891	1.747	2.825	769	242	184	193	148	32	39	27
4211	569	500	487	90	122	229	212	246	213	242	102	25	19	22	17	6	8	3
4212	502	216	84	206	119	58	76	63	15	206	20	4	10	12	7	4	2	–
4213	88	37	43	3	2	10	25	22	28	55	12	3	4	1	2	1	–	–
4221	795	1.571	1.499	29	26	25	404	427	553	320	1.082	900	26	21	14	16	15	7
4222	129	135	144	11	22	37	46	85	95	65	21	9	4	2	3	3	5	–
4223	31	9	10	19	5	3	6	–	1	5	3	6	1	1	–	–	–	–
4291	56	92	19	16	45	2	22	26	14	17	19	2	1	2	1	–	–	–

Capítulo 29 - Brasil e Grandes Regiões

29.3 - Quantidade de acidentes do trabalho liquidados, por consequência, segundo a Classificação Nacional de Atividades Econômicas (CNAE), na Região Nordeste - 2013/2015

(continuação)

CNAE	QUANTIDADE DE ACIDENTES DO TRABALHO LIQUIDADOS																	
	Total			Consequência														
				Assistência Médica			Menos de 15 dias			Mais de 15 dias			Incapacidade Permanente			Óbito		
	2013	2014	2015	2013	2014	2015	2013	2014	2015	2013	2014	2015	2013	2014	2015	2013	2014	2015
4292	464	210	148	167	89	63	111	76	58	171	27	10	12	17	17	3	1	–
4299	874	544	326	244	174	67	283	259	214	303	90	28	37	19	16	7	2	1
4311	9	6	10	1	–	2	1	2	7	7	2	–	–	2	1	–	–	–
4312	23	19	16	3	3	1	8	12	13	10	3	1	2	–	1	–	1	–
4313	220	123	95	17	24	6	74	61	70	111	25	8	15	10	9	3	3	2
4319	10	11	2	4	5	–	5	4	2	1	2	–	–	–	–	–	–	–
4321	471	321	313	46	19	26	222	211	243	187	80	28	11	4	11	5	7	5
4322	90	79	69	5	5	3	36	51	60	46	18	4	3	5	1	–	–	1
4329	166	87	73	27	24	16	68	39	50	59	14	5	8	6	1	4	4	1
4330	184	94	70	2	2	2	49	47	49	122	38	11	8	6	8	3	1	–
4391	106	48	33	7	8	4	31	24	21	61	5	3	6	10	5	1	1	–
4399	420	223	197	42	42	34	141	111	130	225	51	19	12	17	7	–	2	7
4511	352	274	207	6	9	12	191	183	165	145	71	19	9	8	9	1	3	2
4512	9	14	9	–	–	–	4	1	2	4	13	7	–	–	–	1	–	–
4520	207	122	87	4	4	6	55	60	59	135	48	17	10	8	5	3	2	–
4530	400	266	255	2	7	9	103	135	185	267	102	47	25	17	11	3	5	3
4541	204	109	93	3	5	2	62	40	64	134	59	22	5	4	5	–	1	–
4542	–	3	–	–	–	–	–	–	–	–	3	–	–	–	–	–	–	–
4543	9	6	5	–	–	–	2	3	4	7	2	1	–	–	–	–	1	–
4611	–	–	1	–	–	–	–	–	1	–	–	–	–	–	–	–	–	–
4612	1	3	2	–	2	–	–	1	1	–	–	1	1	–	–	–	–	–
4613	5	4	2	–	1	–	–	1	2	4	2	–	1	–	–	–	–	–
4614	–	3	–	–	–	–	–	2	–	–	1	–	–	–	–	–	–	–
4615	4	1	1	–	–	–	–	–	1	4	1	–	–	–	–	–	–	–
4616	–	2	–	–	–	–	–	1	–	–	–	–	–	1	–	–	–	–
4617	15	33	25	–	–	–	6	23	23	8	9	2	1	–	–	–	1	–
4618	5	2	1	–	–	–	2	1	1	2	1	–	1	–	–	–	–	–
4619	11	11	2	–	–	–	–	5	1	6	3	1	5	3	–	–	–	–
4621	–	1	3	–	–	–	–	1	3	–	–	–	–	–	–	–	–	–
4622	4	4	1	–	–	–	1	3	1	3	–	–	–	1	–	–	–	–
4623	40	17	16	–	–	–	14	6	15	22	10	1	2	1	–	2	–	–
4631	28	26	21	–	1	1	7	19	14	19	4	4	1	2	2	1	–	–
4632	75	49	47	–	1	–	29	28	44	43	16	3	2	3	–	1	1	–
4633	45	34	30	–	–	–	9	20	17	34	13	8	1	–	4	1	1	1
4634	85	62	64	2	–	3	36	34	48	43	23	11	4	4	2	–	1	–
4635	983	766	729	68	61	54	444	514	620	454	170	39	14	17	14	3	4	2
4636	30	18	15	–	1	1	9	11	10	19	5	1	2	–	2	–	1	1
4637	69	56	45	–	1	1	27	31	35	36	21	6	2	2	2	4	1	1
4639	375	318	261	7	15	12	138	187	211	219	105	32	10	6	3	1	5	3
4641	42	17	13	1	–	2	8	12	7	33	4	4	–	1	–	–	–	–
4642	13	11	6	–	–	–	5	7	4	7	4	1	1	–	–	–	–	1
4643	12	8	7	–	–	–	4	6	6	8	2	1	–	–	–	–	–	–
4644	75	52	37	3	1	4	22	35	29	48	14	4	1	2	–	1	–	–
4645	9	13	18	–	2	2	1	5	13	8	6	3	–	–	–	–	–	–
4646	79	39	40	3	5	3	29	26	28	44	8	6	1	–	2	2	–	1
4647	18	12	12	1	–	–	6	6	10	10	5	–	1	1	2	–	–	–
4649	119	98	90	–	3	2	42	61	77	72	32	8	4	1	3	1	1	–
4651	18	11	5	1	–	–	10	5	4	6	6	1	–	–	–	1	–	–
4652	4	11	9	–	–	–	2	7	8	2	4	1	–	–	–	–	–	–
4661	22	18	15	1	2	3	9	11	11	11	2	1	1	3	–	–	–	–
4662	63	53	15	26	14	3	25	33	11	12	5	1	–	–	–	–	1	–
4663	29	53	5	8	32	–	8	17	3	12	3	1	1	1	1	–	–	–
4664	2	5	2	–	–	–	–	4	2	1	1	–	1	–	–	–	–	–
4665	7	13	5	–	–	–	2	11	2	5	2	2	–	–	1	–	–	–
4669	57	67	18	23	35	2	13	24	12	17	7	4	3	1	–	1	–	–
4671	26	15	15	–	–	–	6	9	11	17	6	3	3	–	1	–	–	–
4672	57	52	75	2	3	3	33	29	60	20	16	11	2	3	–	–	1	1
4673	15	12	15	1	4	2	6	5	9	7	2	4	1	1	–	–	–	–
4674	16	11	9	–	–	1	9	6	6	6	4	2	1	–	–	–	1	–
4679	153	133	57	24	45	1	46	51	49	79	32	7	2	3	–	2	2	–
4681	50	31	30	8	4	3	14	22	23	27	3	3	–	1	1	1	1	–
4682	58	45	53	9	11	7	31	26	43	15	7	2	3	1	–	–	–	1
4683	15	10	5	–	–	–	5	9	4	9	1	–	1	–	1	–	–	–
4684	21	11	14	1	3	4	8	6	9	12	2	1	–	–	–	–	–	–
4685	19	17	15	3	3	2	11	11	12	5	3	–	–	–	–	–	–	1
4686	14	3	6	–	–	–	3	–	3	10	3	3	1	–	–	–	–	–
4687	78	26	35	–	1	–	18	10	26	53	12	6	7	3	3	–	–	–
4689	63	41	71	20	16	41	14	19	25	25	6	4	4	–	–	–	–	1
4691	132	141	115	5	2	8	58	106	95	66	32	10	2	1	1	1	–	1
4692	6	4	5	–	–	–	–	1	5	5	2	–	1	1	–	–	–	–
4693	242	152	157	2	6	5	114	96	135	121	44	12	2	6	3	3	–	2
4711	2.553	1.602	1.562	49	50	58	1.207	1.185	1.361	1.260	335	114	32	25	22	5	7	7
4712	394	182	157	1	2	2	77	84	109	295	70	35	20	22	9	1	4	2
4713	223	101	115	6	7	20	104	70	83	106	20	10	7	4	2	–	–	–
4721	138	58	52	–	1	2	20	22	35	110	24	7	8	10	8	–	1	–
4722	116	52	61	–	–	–	22	21	47	88	26	10	5	5	4	1	–	–
4723	88	51	50	–	–	–	24	26	34	63	22	13	1	2	3	–	1	–
4724	53	14	24	–	–	–	5	6	17	45	6	4	3	1	3	–	1	–
4729	87	44	23	–	–	1	22	21	18	60	22	3	3	1	–	2	–	1
4731	358	202	172	1	4	4	84	103	114	251	83	33	15	9	13	7	3	8

Capítulo 29 - Brasil e Grandes Regiões

29.3 - Quantidade de acidentes do trabalho liquidados, por consequência, segundo a Classificação Nacional de Atividades Econômicas (CNAE), na Região Nordeste - 2013/2015

(continuação)

CNAE	QUANTIDADE DE ACIDENTES DO TRABALHO LIQUIDADOS																	
	Total			Consequência														
				Assistência Médica			Menos de 15 dias			Mais de 15 dias			Incapacidade Permanente			Óbito		
	2013	2014	2015	2013	2014	2015	2013	2014	2015	2013	2014	2015	2013	2014	2015	2013	2014	2015
4732	3	2	6	–	–	–	–	1	3	3	–	2	–	1	1	–	–	–
4741	21	11	13	1	–	1	7	6	10	13	5	2	–	–	–	–	–	–
4742	53	38	25	2	2	–	22	21	18	26	13	1	2	2	6	1	–	–
4743	64	39	37	–	–	–	16	16	26	44	17	10	4	6	1	–	–	–
4744	954	511	422	32	43	9	196	248	281	667	173	85	53	42	37	6	5	10
4751	92	58	45	1	3	3	25	26	33	63	25	8	2	4	–	1	–	1
4752	56	37	24	–	1	–	16	27	17	36	7	7	4	2	–	–	–	–
4753	201	133	113	2	1	2	73	91	92	118	38	15	6	3	2	2	–	2
4754	297	169	151	2	3	–	83	83	112	199	67	31	11	15	7	2	1	1
4755	92	45	25	–	2	1	20	22	14	68	16	9	2	3	1	2	2	–
4756	2	2	2	–	–	–	–	–	1	2	2	1	–	–	–	–	–	–
4757	15	20	12	–	–	–	3	11	7	12	8	3	–	1	2	–	–	–
4759	63	44	20	2	1	2	15	18	14	42	21	3	3	3	1	1	1	–
4761	57	37	24	–	–	1	15	19	16	41	16	6	1	2	1	–	–	–
4762	–	1	–	–	–	–	–	–	–	–	–	–	–	1	–	–	–	–
4763	56	42	30	3	–	–	17	30	26	36	11	4	–	1	–	–	–	–
4771	226	156	112	1	3	2	52	83	88	165	64	17	6	3	5	2	3	–
4772	54	57	22	2	2	–	13	28	14	38	25	7	1	2	1	–	–	–
4773	7	3	7	–	–	1	2	2	5	5	1	–	–	–	1	–	–	–
4774	44	29	22	–	1	–	7	13	17	36	14	4	1	1	1	–	–	–
4781	390	244	263	10	18	10	125	157	220	241	66	23	14	3	8	–	–	2
4782	163	116	113	2	3	2	61	82	98	95	29	10	4	1	3	1	1	–
4783	16	4	3	–	–	–	3	1	1	13	3	2	–	–	–	–	–	–
4784	227	143	129	9	10	3	48	62	83	161	54	36	9	15	7	–	2	–
4785	6	4	1	–	–	–	–	2	1	4	1	–	2	1	–	–	–	–
4789	252	144	99	3	6	1	50	65	70	187	61	17	8	10	10	4	2	1
4911	135	122	101	91	80	44	23	37	50	18	4	3	3	1	3	–	–	1
4912	112	121	119	4	4	6	78	105	107	25	10	6	4	2	–	1	–	–
4921	1.443	559	485	6	9	10	298	262	344	1.032	191	66	102	88	61	5	9	4
4922	330	144	123	22	14	22	52	60	68	232	44	13	21	23	17	3	3	3
4923	43	26	11	1	1	1	9	12	9	31	12	1	2	1	–	–	–	–
4924	10	6	3	1	–	–	1	2	2	8	3	1	–	1	–	–	–	–
4929	77	54	39	4	7	2	20	23	23	48	18	11	4	3	3	1	3	–
4930	1.528	1.124	934	139	153	116	480	566	670	821	318	89	57	49	35	31	38	24
4940	37	21	29	16	13	23	7	6	4	14	1	1	–	1	1	–	–	–
5011	15	2	3	1	–	1	3	2	1	8	–	1	3	–	–	–	–	–
5012	5	2	1	–	–	–	1	1	–	4	–	–	–	1	1	–	–	–
5021	1	–	–	–	–	–	–	–	–	1	–	–	–	–	–	–	–	–
5022	5	2	17	–	–	2	1	1	13	3	–	2	1	1	–	–	–	–
5030	63	48	48	11	4	3	25	17	25	26	21	15	1	6	5	–	–	–
5091	9	9	10	–	–	3	2	7	7	7	2	–	–	–	–	–	–	–
5099	1	–	–	–	–	–	–	–	–	1	–	–	–	–	–	–	–	–
5111	126	156	141	3	7	2	87	49	72	35	100	67	1	–	–	–	–	–
5112	3	10	5	2	–	–	–	4	1	1	6	4	–	–	–	–	–	–
5120	3	3	5	–	–	–	2	1	4	–	2	1	–	–	–	1	–	–
5211	133	129	96	14	13	9	62	69	63	52	42	21	5	3	2	–	2	1
5212	74	173	119	9	7	5	33	36	35	26	127	75	5	3	4	1	–	–
5221	40	40	26	3	1	1	29	27	22	7	12	3	–	–	–	1	–	–
5222	6	6	10	–	–	1	3	3	9	3	1	–	–	1	–	–	1	–
5223	37	23	29	–	1	3	21	11	18	15	11	8	1	–	–	–	–	–
5229	23	35	47	–	1	1	4	16	29	18	13	15	1	4	1	–	1	1
5231	117	86	116	14	9	17	60	60	82	41	13	13	1	3	4	1	1	–
5232	4	21	10	–	1	1	2	6	3	2	13	3	–	1	3	–	–	–
5239	27	25	23	4	13	8	14	9	11	8	2	3	1	1	–	–	–	1
5240	137	96	66	8	8	7	87	74	55	37	14	3	5	–	1	–	–	–
5250	130	82	60	3	6	8	53	54	43	64	16	5	5	5	4	5	1	–
5310	2.295	1.664	1.970	362	260	279	1.379	1.187	1.575	532	173	86	21	37	25	1	7	5
5320	95	67	66	–	–	1	25	29	48	65	38	13	5	–	4	–	–	–
5510	742	522	466	25	27	12	314	377	402	386	105	40	13	12	12	4	1	–
5590	14	4	10	–	–	–	–	2	8	12	–	1	2	2	1	–	–	–
5611	1.135	655	595	7	19	17	259	396	462	830	203	91	36	32	24	3	5	1
5612	4	3	2	–	–	–	–	1	1	4	2	–	–	–	1	–	–	–
5620	462	348	290	73	55	49	197	232	218	178	55	17	10	6	6	4	–	–
5811	1	3	5	–	–	–	–	3	5	1	–	–	–	–	–	–	–	–
5812	12	8	10	1	–	–	10	7	10	–	1	–	1	–	–	–	–	–
5819	4	–	2	–	–	–	1	–	1	3	–	–	–	–	1	–	–	–
5821	9	2	1	–	–	–	3	–	–	5	2	1	1	–	–	–	–	–
5822	44	37	23	1	–	–	25	27	20	17	9	2	1	1	1	–	–	–
5823	1	–	–	–	–	–	–	–	–	1	–	–	–	–	–	–	–	–
5829	11	9	3	–	–	1	1	5	2	10	4	–	–	–	–	–	–	–
5911	4	6	2	–	–	1	–	3	1	4	3	–	–	–	–	–	–	–
5913	1	1	–	–	–	–	–	1	–	1	–	–	–	–	–	–	–	–
5914	14	13	8	–	1	–	6	8	8	8	4	–	–	–	–	–	–	–
5920	1	1	–	–	–	–	–	–	–	1	–	–	–	1	–	–	–	–
6010	16	19	9	–	–	1	3	11	4	12	8	4	1	–	–	–	–	–
6021	56	68	62	6	8	18	20	29	30	29	28	12	1	3	2	–	–	–
6022	6	8	3	–	1	–	1	4	2	5	3	1	–	–	–	–	–	–
6110	114	95	105	21	22	14	51	53	77	38	17	10	4	2	4	–	1	–
6120	78	34	49	–	3	1	29	25	41	48	4	6	1	1	1	–	1	–
6130	1	–	–	–	–	–	–	–	–	1	–	–	–	–	–	–	–	–

Capítulo 29 - Brasil e Grandes Regiões

29.3 - Quantidade de acidentes do trabalho liquidados, por consequência, segundo a Classificação Nacional de Atividades Econômicas (CNAE), na Região Nordeste - 2013/2015

(continuação)

CNAE	QUANTIDADE DE ACIDENTES DO TRABALHO LIQUIDADOS																	
	Total			Consequência														
				Assistência Médica			Menos de 15 dias			Mais de 15 dias			Incapacidade Permanente			Óbito		
	2013	2014	2015	2013	2014	2015	2013	2014	2015	2013	2014	2015	2013	2014	2015	2013	2014	2015
6141	28	20	26	1	–	2	16	14	21	11	6	3	–	–	–	–	–	–
6143	–	–	1	–	–	–	–	–	1	–	–	–	–	–	–	–	–	–
6190	102	59	42	1	1	1	44	37	30	51	20	6	3	1	3	3	–	2
6201	36	172	124	2	2	1	13	10	11	21	160	112	–	–	–	–	–	–
6202	4	8	7	–	1	–	2	5	5	2	2	2	–	–	–	–	–	–
6203	6	12	8	–	–	2	4	9	6	2	3	–	–	–	–	–	–	–
6204	42	37	15	7	8	3	18	23	9	16	5	2	1	1	1	–	–	–
6209	78	40	23	4	3	3	38	27	15	35	9	4	1	1	1	–	–	–
6311	13	24	26	1	–	–	6	10	14	5	13	11	1	1	1	–	–	–
6319	4	–	3	–	–	–	2	–	2	2	–	–	–	–	1	–	–	–
6399	3	4	2	–	–	–	–	2	1	3	1	–	–	1	1	–	–	–
6410	1	1	–	–	–	–	1	–	–	–	1	–	–	–	–	–	–	–
6421	349	224	241	116	96	63	135	101	159	98	21	14	–	6	5	–	–	–
6422	1.658	864	691	45	68	47	471	555	540	1.081	171	50	58	69	53	3	1	1
6423	127	79	72	2	16	22	21	46	40	94	10	3	10	7	6	–	–	1
6424	5	6	13	–	1	–	2	3	13	3	2	–	–	–	–	–	–	–
6431	–	–	1	–	–	–	–	–	1	–	–	–	–	–	–	–	–	–
6433	–	1	–	–	–	–	–	1	–	–	–	–	–	–	–	–	–	–
6434	–	3	1	–	–	–	–	3	1	–	–	–	–	–	–	–	–	–
6435	–	12	4	–	–	–	–	–	1	–	12	3	–	–	–	–	–	–
6436	9	8	8	–	–	–	2	4	7	7	4	1	–	–	–	–	–	–
6450	1	–	–	–	–	–	–	–	–	1	–	–	–	–	–	–	–	–
6462	41	26	11	1	1	3	24	15	7	15	8	–	–	2	1	1	–	–
6463	4	5	4	–	–	–	2	3	2	2	2	2	–	–	–	–	–	–
6470	2	–	–	–	–	–	2	–	–	–	–	–	–	–	–	–	–	–
6491	6	4	2	–	–	–	2	1	1	4	3	1	–	–	–	–	–	–
6493	8	5	1	–	–	–	6	3	–	2	2	1	–	–	–	–	–	–
6499	16	6	4	–	–	–	7	5	3	8	1	–	1	–	1	–	–	–
6511	5	1	5	–	–	–	2	–	5	3	1	–	–	–	–	–	–	–
6512	4	5	1	–	–	–	2	2	1	2	3	–	–	–	–	–	–	–
6520	–	–	1	–	–	1	–	–	–	–	–	–	–	–	–	–	–	–
6541	4	2	5	1	–	1	2	2	4	1	–	–	–	–	–	–	–	–
6550	137	106	94	23	12	21	75	81	71	36	10	2	3	3	–	–	–	–
6611	–	1	1	–	–	–	–	–	–	–	1	1	–	–	–	–	–	–
6612	3	3	2	–	–	–	2	3	1	1	–	1	–	–	–	–	–	–
6613	6	33	21	–	7	1	1	11	15	5	14	5	–	1	–	–	–	–
6619	28	7	1	–	1	–	10	4	1	18	2	–	–	–	–	–	–	–
6621	1	4	–	–	–	–	1	1	–	–	3	–	–	–	–	–	–	–
6622	8	9	11	–	–	–	3	5	8	5	4	3	–	–	–	–	–	–
6629	3	–	–	–	–	–	1	–	–	2	–	–	–	–	–	–	–	–
6630	2	27	8	–	–	–	–	1	–	2	25	8	–	1	–	–	–	–
6810	163	176	95	6	1	3	75	145	81	73	25	7	5	3	3	4	2	1
6821	23	11	10	–	1	–	9	10	8	13	–	2	1	–	–	–	–	–
6822	48	50	61	1	1	1	21	40	53	25	9	6	1	–	–	–	–	1
6911	43	25	12	–	–	–	15	17	10	28	7	2	–	1	–	–	–	–
6912	12	5	3	–	–	–	3	2	3	9	2	–	–	1	–	–	–	–
6920	101	85	66	2	4	4	31	55	52	65	25	9	2	1	–	1	–	1
7010	–	5	3	–	–	–	–	1	1	–	4	2	–	–	–	–	–	–
7020	61	75	67	1	7	5	28	52	57	32	15	4	–	–	1	–	1	–
7111	12	5	12	2	–	–	5	3	10	5	2	2	–	–	–	–	–	–
7112	560	387	386	82	86	63	237	212	274	220	76	29	13	11	10	8	2	10
7119	91	100	28	13	38	11	31	40	11	43	18	2	2	1	4	2	3	–
7120	24	17	19	2	4	7	13	11	10	9	2	2	–	–	–	–	–	–
7210	40	36	34	5	5	5	25	20	26	10	9	3	–	–	–	–	2	–
7220	8	7	1	1	–	–	4	2	–	2	5	1	1	–	–	–	–	–
7311	14	23	15	1	–	–	5	4	6	8	17	9	–	2	–	–	–	–
7312	8	3	1	–	–	–	2	1	1	6	1	–	–	1	–	–	–	–
7319	37	33	30	–	–	–	16	23	28	21	8	1	–	2	–	–	–	1
7320	6	10	10	–	–	–	2	5	8	4	5	1	–	–	–	–	–	1
7410	1	1	2	–	–	–	–	1	2	1	–	–	–	–	–	–	–	–
7420	8	19	21	–	–	–	1	3	2	6	15	18	1	1	1	–	–	–
7490	318	171	117	13	9	10	85	126	87	210	29	15	9	7	4	1	–	1
7500	27	18	9	10	6	2	16	11	7	1	1	–	–	–	–	–	–	–
7711	122	90	74	6	7	2	44	41	53	62	34	18	9	6	–	1	2	1
7719	16	5	5	–	1	–	3	–	3	13	2	1	–	2	1	–	–	–
7721	6	2	–	–	–	–	1	–	–	5	2	–	–	–	–	–	–	–
7722	2	6	1	–	–	–	–	3	1	2	3	–	–	–	–	–	–	–
7723	13	5	3	–	–	–	3	1	2	10	4	1	–	–	–	–	–	–
7729	16	8	4	2	1	1	1	3	3	11	3	–	2	–	–	–	1	–
7731	20	10	7	–	–	2	5	5	2	13	4	3	–	1	–	2	–	–
7732	197	143	124	12	5	8	92	84	91	83	42	19	7	10	5	3	2	1
7733	16	19	13	–	–	2	7	7	6	9	12	4	–	–	–	–	–	1
7739	165	87	97	7	10	12	97	53	73	54	21	7	6	1	3	1	2	2
7740	5	–	2	–	–	–	2	–	2	3	–	–	–	–	–	–	–	–
7810	199	84	90	8	–	4	66	50	68	113	27	12	12	6	6	–	1	–
7820	518	272	246	29	21	9	206	166	198	259	67	25	22	14	14	2	4	–
7830	192	118	113	29	8	5	87	70	97	70	38	9	6	1	1	–	1	1
7911	35	35	18	–	1	2	10	15	14	21	15	1	3	4	1	1	–	–
7990	2	2	–	–	–	–	–	1	–	2	–	–	–	1	–	–	–	–
8011	830	603	570	23	18	31	366	340	415	398	205	85	31	30	24	12	10	15

Capítulo 29 - Brasil e Grandes Regiões

29.3 - Quantidade de acidentes do trabalho liquidados, por consequência, segundo a Classificação Nacional de Atividades Econômicas (CNAE), na Região Nordeste - 2013/2015

(conclusão)

CNAE	QUANTIDADE DE ACIDENTES DO TRABALHO LIQUIDADOS																	
	Total			Consequência														
				Assistência Médica			Menos de 15 dias			Mais de 15 dias			Incapacidade Permanente			Óbito		
	2013	2014	2015	2013	2014	2015	2013	2014	2015	2013	2014	2015	2013	2014	2015	2013	2014	2015
8012	416	261	282	8	3	2	228	139	238	166	104	36	12	9	6	2	6	–
8020	91	68	64	2	–	2	29	37	49	59	30	8	1	–	3	–	1	2
8030	–	28	28	–	–	–	–	–	–	–	28	28	–	–	–	–	–	–
8111	83	53	64	1	2	1	37	28	54	43	20	9	2	3	–	–	–	–
8112	497	344	400	7	10	21	188	224	305	283	95	50	17	12	21	2	3	3
8121	524	301	289	27	38	59	150	180	183	332	64	27	12	17	17	3	2	3
8122	63	51	54	11	10	18	14	27	21	34	14	14	3	–	–	1	–	1
8129	86	74	53	28	23	4	21	31	42	31	17	6	5	2	1	1	1	–
8130	23	30	22	2	2	–	5	7	7	16	21	15	–	–	–	–	–	–
8211	148	111	82	11	8	5	64	67	61	71	31	15	1	5	1	1	–	–
8219	50	37	31	–	2	1	13	23	26	34	9	4	3	3	–	–	–	–
8220	1.157	562	664	77	20	16	502	438	597	571	103	46	6	1	2	1	–	3
8230	44	12	18	–	–	1	7	5	11	35	6	5	2	1	–	–	–	1
8291	64	47	29	1	1	2	25	20	20	37	26	5	1	–	2	–	–	–
8292	26	17	15	–	–	–	12	11	12	13	6	3	–	–	–	1	–	–
8299	308	219	193	10	26	15	123	122	153	157	56	15	17	13	6	1	2	4
8411	2.428	569	459	109	110	112	239	237	230	1.959	124	41	114	93	72	7	5	4
8412	44	40	22	9	9	11	15	29	11	20	1	–	–	1	–	–	–	–
8413	4	4	4	–	–	–	1	4	4	3	–	–	–	–	–	–	–	–
8422	6	1	5	–	–	2	4	–	3	2	1	–	–	–	–	–	–	–
8423	48	19	15	–	1	–	17	13	10	31	4	4	–	1	1	–	–	–
8424	17	39	12	6	23	4	7	14	5	4	1	2	–	1	1	–	–	–
8430	3	3	2	–	–	–	2	3	2	1	–	–	–	–	–	–	–	–
8511	19	602	423	–	1	–	9	7	13	10	589	405	–	5	5	–	–	–
8512	111	69	64	1	2	3	39	42	51	68	21	10	1	4	–	2	–	–
8513	217	144	130	10	13	20	58	79	81	143	46	25	4	6	3	2	–	1
8520	105	61	66	5	3	7	44	42	50	52	12	6	4	4	2	–	–	1
8531	90	105	133	11	4	20	28	37	56	47	64	56	3	–	1	1	–	–
8532	123	121	100	17	14	23	60	80	65	46	25	10	–	2	2	–	–	–
8533	5	3	4	–	–	–	3	2	4	2	–	–	–	–	–	–	1	–
8541	14	17	13	–	2	1	6	10	8	8	4	3	–	1	–	–	–	1
8542	7	9	6	–	–	–	1	6	6	6	1	–	–	1	–	–	1	–
8550	6	3	8	2	–	–	3	2	8	1	1	–	–	–	–	–	–	–
8591	–	4	1	–	–	–	–	2	–	–	2	1	–	–	–	–	–	–
8592	2	1	–	–	–	–	2	1	–	–	–	–	–	–	–	–	–	–
8593	14	13	10	1	1	–	2	8	10	10	4	–	1	–	–	–	–	–
8599	252	206	185	8	10	13	128	158	155	109	31	17	5	5	–	2	2	–
8610	5.975	5.368	5.048	2.491	2.488	2.480	2.490	2.615	2.479	953	225	68	36	33	15	5	7	6
8621	3	–	4	–	–	–	1	–	3	1	–	1	1	–	–	–	–	–
8622	3	4	–	–	1	–	1	1	–	2	2	–	–	–	–	–	–	–
8630	252	283	286	95	131	158	89	123	117	66	24	7	2	5	4	–	–	–
8640	334	274	371	114	115	166	112	126	190	105	30	13	3	3	2	–	–	–
8650	61	38	52	9	12	17	19	20	33	32	4	–	1	2	1	–	–	1
8660	267	451	672	133	306	496	94	128	170	40	17	6	–	–	–	–	–	–
8690	78	49	55	12	12	21	35	34	33	30	2	–	1	–	–	–	1	1
8711	38	17	7	–	1	–	28	15	6	10	1	–	–	–	1	–	–	–
8712	36	35	45	5	5	13	19	23	31	12	6	1	–	1	–	–	–	–
8720	3	6	3	–	1	1	2	3	2	1	2	–	–	–	–	–	–	–
8730	15	11	16	–	1	2	3	6	12	12	4	–	–	–	2	–	–	–
8800	174	170	180	12	22	14	103	133	161	56	13	3	3	2	2	–	–	–
9001	19	10	13	–	–	–	7	4	10	12	6	3	–	–	–	–	–	–
9002	2	–	–	–	–	–	–	–	–	2	–	–	–	–	–	–	–	–
9003	–	1	2	–	–	–	–	–	2	–	–	–	–	1	–	–	–	–
9101	2	3	3	–	–	–	2	2	2	–	1	1	–	–	–	–	–	–
9102	1	1	1	–	–	–	–	1	1	1	–	–	–	–	–	–	–	–
9103	1	3	–	–	1	–	–	1	–	1	1	–	–	–	–	–	–	–
9200	–	–	2	–	–	–	–	–	1	–	–	1	–	–	–	–	–	–
9311	2	5	2	–	–	–	2	3	2	–	2	–	–	–	–	–	–	–
9312	69	35	22	1	1	1	14	17	17	52	15	1	2	2	3	–	–	–
9313	22	9	17	–	–	–	4	6	14	16	3	3	2	–	–	–	–	–
9319	15	8	2	–	–	–	3	3	2	12	5	–	–	–	–	–	–	–
9321	40	35	34	2	1	1	29	23	31	9	8	2	–	3	–	–	–	–
9329	15	7	8	1	–	–	4	5	6	10	2	–	–	–	–	–	–	2
9411	20	7	14	1	–	–	9	6	12	9	1	2	1	–	–	–	–	–
9412	36	24	21	1	–	–	13	16	16	19	5	2	3	3	3	–	–	–
9420	59	31	34	–	–	1	15	16	26	34	9	4	10	6	3	–	–	–
9430	489	437	266	165	204	106	135	173	127	172	49	22	12	11	10	5	–	1
9491	147	65	53	2	3	3	38	36	39	99	20	4	7	5	7	1	1	–
9492	1	39	34	–	–	–	–	–	–	1	39	34	–	–	–	–	–	–
9493	–	2	6	–	–	–	–	1	3	–	1	2	–	–	1	–	–	–
9499	121	148	201	2	3	16	78	109	166	38	33	14	3	3	4	–	–	1
9511	51	55	38	1	1	1	18	38	26	30	16	10	2	–	–	–	–	1
9512	18	7	10	2	–	4	8	7	6	8	–	–	–	–	–	–	–	–
9521	43	31	18	–	1	–	12	16	16	29	12	2	2	1	–	–	1	–
9529	25	9	3	–	–	1	6	1	2	15	6	–	4	2	–	–	–	–
9601	85	53	47	8	3	3	31	33	37	44	17	3	2	–	2	–	–	2
9602	86	18	22	1	–	–	14	10	15	69	6	5	2	2	2	–	–	–
9603	84	55	48	7	2	4	28	31	37	48	20	6	1	2	1	–	–	–
9609	15	9	4	5	4	–	2	2	2	6	3	1	2	–	1	–	–	–
9700	2	5	1	–	1	–	1	3	1	–	1	–	1	–	–	–	–	–
9900	1	–	1	–	–	–	–	–	1	–	–	–	1	–	–	–	–	–
Ignorado	5.368	27.422	19.133	3	11	7	129	149	161	4.523	26.555	18.463	709	704	498	4	3	4

Fonte: DATAPREV, CAT, SUB.
Nota: Os dados são preliminares, estando sujeitos a correções.

Capítulo 29 - Brasil e Grandes Regiões

29.4 - Quantidade de acidentes do trabalho liquidados, por consequência, segundo a Classificação Nacional de Atividades Econômicas (CNAE), na Região Sudeste - 2013/2015

(continua)

CNAE	QUANTIDADE DE ACIDENTES DO TRABALHO LIQUIDADOS																	
	Total			Consequência														
				Assistência Médica			Menos de 15 dias			Mais de 15 dias			Incapacidade Permanente			Óbito		
	2013	2014	2015	2013	2014	2015	2013	2014	2015	2013	2014	2015	2013	2014	2015	2013	2014	2015
TOTAL	**404.813**	**392.436**	**337.248**	**63.998**	**61.543**	**57.245**	**199.264**	**200.810**	**205.442**	**132.483**	**121.448**	**68.638**	**7.720**	**7.320**	**4.717**	**1.348**	**1.315**	**1.206**
0111	220	598	484	9	7	8	107	113	102	91	472	371	9	2	1	4	4	2
0112	23	276	187	1	–	–	10	12	15	11	264	172	1	–	–	–	–	–
0113	2.553	1.722	1.491	587	297	270	1.207	1.002	956	704	393	238	45	24	18	10	6	9
0114	–	14	8	–	–	–	–	–	–	–	14	8	–	–	–	–	–	–
0115	131	125	98	3	7	4	83	90	85	42	26	7	2	–	–	1	2	2
0116	32	37	29	2	–	–	19	34	27	11	3	1	–	–	–	–	–	1
0119	178	140	106	4	18	2	99	87	86	68	32	16	4	2	–	3	1	2
0121	250	422	321	3	3	6	212	79	66	34	339	246	1	1	1	–	–	2
0122	96	94	77	6	2	3	63	78	66	24	14	7	3	–	–	–	–	1
0131	1.240	981	951	85	124	208	763	608	625	362	229	102	27	14	14	3	6	2
0132	208	252	289	5	4	8	136	182	227	64	55	48	–	–	1	3	11	5
0133	232	175	172	3	4	8	133	144	148	89	24	13	5	2	–	2	1	3
0134	1.004	612	426	11	17	19	695	406	326	276	180	75	16	3	4	6	6	2
0135	3	5	3	–	–	–	3	5	3	–	–	–	–	–	–	–	–	–
0139	96	271	200	3	5	5	61	52	55	29	212	139	2	1	–	1	1	1
0141	296	283	406	26	17	25	173	185	311	95	79	67	2	2	1	–	–	2
0142	61	51	44	2	3	3	38	34	33	21	13	7	–	1	1	–	–	–
0151	1.035	779	560	11	17	13	471	476	453	536	269	87	7	9	4	10	8	3
0152	34	36	35	2	4	1	13	21	26	19	11	8	–	–	–	–	–	–
0153	9	6	2	–	–	–	3	3	2	6	3	–	–	–	–	–	–	–
0154	81	59	85	2	3	4	41	41	64	37	12	14	–	2	–	1	1	3
0155	574	514	370	28	30	15	335	356	304	201	116	47	7	9	3	3	3	1
0159	25	25	12	–	–	1	13	20	9	12	5	2	–	–	–	–	–	–
0161	826	630	661	64	55	122	402	404	430	328	151	93	20	13	7	12	7	9
0162	121	113	123	–	2	3	51	72	87	63	38	29	5	1	–	2	–	4
0163	11	21	19	1	–	–	5	10	13	5	9	6	–	2	–	–	–	–
0210	595	462	389	108	89	81	259	261	244	219	101	53	7	6	8	2	5	3
0220	29	30	27	1	5	2	20	15	21	7	9	4	1	–	–	–	1	–
0230	409	334	232	154	144	91	150	148	106	89	31	21	14	9	10	2	2	4
0311	22	14	4	–	–	–	12	8	3	8	4	1	1	2	–	1	–	–
0312	2	6	7	–	–	–	–	–	–	2	6	7	–	–	–	–	–	–
0321	6	6	3	–	–	–	4	3	2	2	3	1	–	–	–	–	–	–
0322	92	55	27	4	3	2	77	46	23	11	6	2	–	–	–	–	–	–
0500	1	–	–	–	–	–	1	–	–	–	–	–	–	–	–	–	–	–
0600	663	616	546	496	488	417	120	103	121	44	23	5	2	2	2	1	–	1
0710	923	767	549	591	469	345	235	230	156	89	61	29	4	3	7	4	4	12
0721	16	35	10	2	12	2	8	19	7	3	4	–	2	–	–	1	–	1
0722	1	–	–	–	–	–	1	–	–	–	–	–	–	–	–	–	–	–
0723	3	1	1	1	–	1	1	1	–	1	–	–	–	–	–	–	–	–
0724	162	124	123	89	77	75	39	29	32	31	17	14	3	–	1	–	1	1
0725	7	4	3	4	–	2	3	4	1	–	–	–	–	–	–	–	–	–
0729	86	83	70	51	65	51	14	8	15	20	7	2	1	2	2	–	1	–
0810	1.019	925	788	78	77	83	478	522	550	425	273	111	25	36	30	13	17	14
0891	41	26	31	13	8	12	21	9	15	6	8	4	1	–	–	–	1	–
0892	9	10	7	1	–	–	6	5	5	2	5	2	–	–	–	–	–	–
0893	23	32	20	2	3	–	13	26	17	6	2	3	2	1	–	–	–	–
0899	172	110	115	27	14	4	83	63	86	53	22	19	6	10	6	3	1	–
0910	1.150	983	751	896	779	531	141	145	188	107	57	21	3	–	2	3	2	9
0990	12	16	12	4	5	3	5	9	5	2	2	4	1	–	–	–	–	–
1011	2.197	1.704	1.509	260	149	161	1.258	1.214	1.185	658	322	139	17	18	19	4	1	5
1012	2.192	2.445	2.212	514	625	683	943	1.122	1.090	701	675	417	29	20	18	5	3	4
1013	1.196	947	993	119	119	165	577	602	725	467	209	87	30	15	13	3	2	3
1020	126	128	175	15	21	37	60	83	128	46	22	9	4	2	1	1	–	–
1031	163	158	111	7	11	5	77	91	83	77	52	22	2	4	1	–	–	–
1032	92	80	53	5	3	4	59	59	45	27	17	3	1	–	1	–	1	–
1033	418	369	333	133	112	85	184	202	217	97	48	26	3	4	1	1	3	4
1041	109	82	91	17	19	21	48	40	57	41	22	10	3	1	2	–	–	1
1042	66	67	78	15	19	12	30	44	60	21	3	6	–	–	–	–	1	–
1043	49	39	27	26	24	13	14	14	13	8	1	1	1	–	–	–	–	–
1051	180	137	120	12	10	4	92	79	99	74	46	17	2	2	–	–	–	–
1052	881	764	876	139	135	173	386	438	606	331	179	89	17	10	5	8	2	3
1053	140	144	124	23	15	10	61	81	91	54	42	22	2	4	1	–	2	–
1061	76	49	44	3	2	–	22	21	35	47	21	4	2	4	4	2	1	1
1062	259	277	221	13	20	7	179	202	196	62	46	16	5	5	1	–	4	1
1063	22	20	15	–	–	–	6	5	8	15	13	7	1	2	–	–	–	–
1064	31	28	32	–	–	2	10	16	26	21	11	3	–	–	1	–	1	–
1065	68	62	65	9	10	21	35	35	39	22	15	5	2	2	–	–	–	–
1066	620	564	544	53	43	53	320	369	410	229	135	72	12	13	6	6	4	3
1069	225	194	131	19	25	31	107	126	80	93	40	20	5	3	–	1	–	–
1071	6.161	4.956	3.948	1.758	1.908	1.763	2.838	2.244	1.830	1.439	706	276	94	85	57	32	13	22
1072	41	31	23	1	2	–	29	25	22	11	4	1	–	–	–	–	–	–
1081	163	150	131	11	12	10	95	99	95	56	33	22	1	4	3	–	2	1
1082	30	39	30	2	1	–	24	31	26	4	7	4	–	–	–	–	–	–
1091	1.467	1.197	1.177	60	81	45	715	737	954	682	354	155	6	22	22	4	3	1
1092	541	393	391	104	65	81	244	235	270	186	87	35	4	3	4	3	3	1
1093	692	557	422	102	98	94	382	354	280	194	97	42	12	8	6	2	–	–
1094	508	483	500	26	61	95	252	286	333	222	127	61	7	9	10	1	–	1
1095	159	126	102	7	7	7	93	85	82	53	31	12	6	3	1	–	–	–
1096	75	55	55	6	4	3	28	30	47	40	21	5	1	–	–	–	–	–
1099	1.182	1.053	971	158	178	150	599	616	697	405	241	108	18	14	13	2	4	3
1111	151	198	132	47	30	10	67	76	65	32	90	55	4	2	2	1	–	–
1112	49	62	41	1	2	2	37	38	25	10	22	14	1	–	–	–	–	–

Capítulo 29 - Brasil e Grandes Regiões

29.4 - Quantidade de acidentes do trabalho liquidados, por consequência, segundo a Classificação Nacional de Atividades Econômicas (CNAE), na Região Sudeste -2013/2015

(continuação)

CNAE	QUANTIDADE DE ACIDENTES DO TRABALHO LIQUIDADOS																	
	Total			Consequência														
				Assistência Médica			Menos de 15 dias			Mais de 15 dias			Incapacidade Permanente			Óbito		
	2013	2014	2015	2013	2014	2015	2013	2014	2015	2013	2014	2015	2013	2014	2015	2013	2014	2015
1113	550	412	324	269	170	119	199	178	177	76	60	24	5	2	4	1	2	–
1121	112	115	119	17	22	13	54	63	85	39	29	19	1	–	2	1	1	–
1122	909	716	515	244	176	122	441	417	339	212	114	48	8	7	3	4	2	3
1210	1	2	–	–	–	–	1	2	–	–	–	–	–	–	–	–	–	–
1220	39	22	36	20	5	15	10	7	13	9	10	8	–	–	–	–	–	–
1311	322	274	210	22	16	15	210	216	179	86	36	14	4	5	2	–	1	–
1312	46	29	25	2	–	–	28	26	22	15	3	3	1	–	–	–	–	–
1313	227	162	121	38	18	17	136	110	94	52	29	9	1	4	1	–	1	–
1314	76	49	33	9	6	2	34	27	24	32	16	6	1	–	1	–	–	–
1321	427	345	317	60	51	48	206	212	243	153	78	23	7	3	–	1	1	3
1322	26	19	18	–	1	–	15	17	18	10	1	–	1	–	–	–	–	–
1323	477	493	320	29	40	28	313	353	266	134	96	24	1	3	1	–	1	1
1330	184	164	101	11	11	4	114	115	85	57	37	10	2	1	2	–	–	–
1340	485	403	268	11	18	22	326	297	225	139	84	18	8	4	3	1	–	–
1351	462	362	321	23	30	35	226	246	249	202	70	34	7	15	3	4	1	–
1352	117	80	40	8	5	4	59	52	29	47	23	6	3	–	1	–	–	–
1353	43	51	59	4	–	4	30	44	55	9	5	–	–	2	–	–	–	–
1354	246	238	177	27	27	16	120	140	131	94	62	25	4	9	3	1	–	2
1359	986	660	511	95	58	47	601	468	399	275	122	56	15	12	8	–	–	1
1411	638	500	497	26	11	12	413	418	453	193	64	23	3	6	9	3	1	–
1412	2.071	1.316	942	52	64	72	810	847	701	1.167	370	133	40	33	33	2	2	3
1413	171	118	105	8	11	12	82	80	85	79	23	5	2	3	1	–	1	2
1414	116	88	65	5	6	3	60	59	51	51	22	10	–	1	1	–	–	–
1421	146	97	123	15	9	30	67	67	85	64	21	7	–	–	1	–	–	–
1422	40	19	12	–	–	–	6	8	11	34	10	1	–	1	–	–	–	–
1510	409	333	309	8	33	17	227	209	248	169	79	36	5	12	8	–	–	–
1521	99	80	78	2	2	1	44	37	53	52	39	21	1	2	3	–	–	–
1529	118	62	60	4	4	6	67	38	50	46	19	3	1	1	1	–	–	–
1531	534	310	187	17	9	7	213	186	135	294	107	40	10	8	5	–	–	–
1532	183	109	76	3	2	5	126	74	65	52	33	6	2	–	–	–	–	–
1533	235	174	120	7	5	2	152	106	103	72	60	14	4	3	1	–	–	–
1539	212	210	133	33	54	23	104	111	94	66	41	15	8	4	–	1	–	1
1540	147	79	93	12	10	11	44	32	68	86	34	14	5	3	–	–	–	–
1610	585	544	581	11	8	9	256	278	392	290	229	161	22	26	17	6	3	2
1621	166	186	145	28	35	29	92	99	95	44	47	20	2	5	–	–	–	1
1622	230	213	159	5	9	3	88	115	113	125	79	39	12	9	3	–	1	1
1623	514	455	380	24	11	10	322	320	319	160	106	47	8	17	4	–	1	–
1629	388	315	252	17	14	13	204	205	191	159	86	38	8	8	9	–	2	1
1710	261	234	218	191	168	142	51	52	63	19	14	9	–	–	–	–	–	4
1721	580	506	408	181	167	138	222	224	217	162	108	47	14	7	5	1	–	1
1722	46	38	48	5	2	2	13	22	36	26	13	9	2	1	1	–	–	–
1731	287	283	287	10	6	11	135	138	193	131	136	77	10	2	6	1	1	–
1732	150	110	72	1	2	3	91	69	47	57	36	19	1	3	3	–	–	–
1733	898	695	603	98	86	77	460	419	445	311	159	67	26	28	13	3	3	1
1741	238	270	227	10	11	10	141	150	166	82	98	47	5	10	4	–	1	–
1742	374	311	280	68	74	68	193	159	189	109	75	19	4	2	4	–	1	–
1749	232	269	235	17	25	49	119	159	157	92	77	27	4	8	2	–	–	–
1811	368	353	283	14	15	7	236	230	227	112	101	45	6	5	4	–	2	–
1812	344	430	351	172	170	112	133	102	142	37	152	95	2	6	2	–	–	–
1813	434	402	326	23	16	13	214	225	257	188	147	51	8	13	4	1	1	1
1821	122	113	98	5	7	5	58	73	70	54	30	16	4	2	7	1	1	–
1822	75	80	58	4	3	3	32	44	41	37	29	13	2	4	1	–	–	–
1830	3	1	3	–	–	–	2	1	2	1	–	1	–	–	–	–	–	–
1910	3	33	22	3	3	2	–	–	1	–	28	18	–	2	1	–	–	–
1921	858	740	664	580	470	423	217	221	214	57	42	25	2	3	1	2	4	1
1922	115	147	126	22	36	45	73	85	70	19	25	9	1	1	1	–	–	1
1931	3.315	2.556	2.314	741	722	662	1.873	1.465	1.431	649	332	185	46	27	25	6	10	11
1932	16	12	15	5	1	1	8	4	7	2	7	7	1	–	–	–	–	–
2011	19	18	14	8	11	10	7	6	4	4	1	–	–	–	–	–	–	–
2012	37	33	41	16	7	9	9	19	25	10	7	6	2	–	–	–	–	1
2013	494	430	426	133	80	137	250	277	256	101	64	31	6	8	1	4	1	1
2014	43	43	34	7	5	9	16	25	23	20	11	2	–	–	–	–	2	–
2019	162	165	164	47	46	48	87	90	105	26	27	7	1	2	3	1	–	1
2021	91	90	53	55	49	28	22	22	19	12	17	5	2	2	1	–	–	–
2022	27	26	20	11	11	1	10	7	8	6	7	10	–	1	1	–	–	–
2029	308	270	284	109	126	120	137	113	140	52	25	19	8	4	2	2	2	3
2031	140	112	104	35	21	26	73	61	52	31	29	25	1	1	1	–	–	–
2032	52	55	53	5	5	8	30	40	42	15	10	3	2	–	–	–	–	–
2033	12	7	25	2	–	11	6	5	14	3	2	–	1	–	–	–	–	–
2040	144	170	143	61	61	42	67	63	72	15	43	29	1	2	–	–	1	–
2051	75	66	45	21	28	11	41	31	30	11	7	3	2	–	–	–	–	1
2052	28	29	36	14	15	20	10	6	12	4	8	3	–	–	–	–	–	1
2061	251	260	184	31	31	37	127	177	129	87	45	13	3	5	4	3	2	1
2062	249	300	269	34	25	30	124	218	211	84	53	24	7	3	4	–	1	–
2063	781	701	609	103	100	84	440	480	480	225	102	40	12	17	5	1	2	–
2071	322	331	285	42	55	47	182	218	215	89	49	20	8	9	3	1	–	–
2072	27	20	21	3	1	1	13	11	18	9	7	1	2	1	–	–	–	1
2073	57	63	34	4	13	–	31	38	28	22	12	4	–	–	2	–	–	–
2091	103	130	124	7	10	2	68	72	77	27	46	44	1	2	1	–	–	–
2092	146	113	102	56	47	50	39	49	44	48	9	6	1	3	–	2	5	2
2093	162	157	136	22	26	13	107	108	114	29	22	9	3	1	–	1	–	–
2094	6	4	5	4	3	2	2	1	1	–	–	2	–	–	–	–	–	–
2099	639	601	536	137	139	120	358	366	353	137	83	55	5	11	5	2	2	3
2110	82	84	81	13	6	10	50	66	59	17	12	10	2	–	1	–	–	1

Capítulo 29 - Brasil e Grandes Regiões

29.4 - Quantidade de acidentes do trabalho liquidados, por consequência, segundo a Classificação Nacional de Atividades Econômicas (CNAE), na Região Sudeste -2013/2015

(continuação)

CNAE	QUANTIDADE DE ACIDENTES DO TRABALHO LIQUIDADOS																	
	Total			Consequência														
				Assistência Médica			Menos de 15 dias			Mais de 15 dias			Incapacidade Permanente			Óbito		
	2013	2014	2015	2013	2014	2015	2013	2014	2015	2013	2014	2015	2013	2014	2015	2013	2014	2015
2121	1.017	889	919	143	195	212	615	562	648	251	122	53	6	7	5	2	3	1
2122	118	159	108	29	21	29	66	112	73	23	25	6	–	1	–	–	–	–
2123	8	10	11	2	2	1	3	7	10	3	1	–	–	–	–	–	–	–
2211	787	720	497	368	376	238	232	235	208	176	96	39	11	12	10	–	1	2
2212	203	195	166	11	8	14	111	130	128	74	53	20	7	2	4	–	2	–
2219	1.145	1.062	807	99	106	73	548	526	501	465	396	204	30	32	28	3	2	1
2221	472	409	367	113	81	108	218	243	225	124	77	30	17	7	3	–	1	1
2222	2.232	2.048	1.769	102	137	149	1.358	1.327	1.390	727	549	199	39	33	25	6	2	6
2223	386	341	285	107	142	136	194	156	137	78	38	10	3	3	1	4	2	1
2229	4.018	3.336	2.393	414	516	333	2.327	2.130	1.795	1.194	630	217	77	53	44	6	7	4
2311	590	592	497	45	55	68	408	427	374	127	106	50	6	3	4	4	1	1
2312	288	196	138	140	74	34	88	88	83	58	29	19	1	5	1	1	–	1
2319	330	263	300	22	33	47	203	169	232	96	56	18	8	4	3	1	1	–
2320	310	282	187	112	131	91	108	101	75	78	43	19	9	6	2	3	1	–
2330	1.848	1.355	1.068	130	98	91	914	796	778	744	408	162	41	47	28	19	6	9
2341	200	154	109	81	70	46	57	55	52	56	25	7	6	4	4	–	–	–
2342	1.658	1.221	1.023	27	31	37	693	753	773	884	386	169	48	47	36	6	4	8
2349	316	223	193	44	52	45	100	117	128	159	45	14	13	8	6	–	1	–
2391	903	786	719	21	36	27	418	477	578	419	254	95	35	14	14	10	5	5
2392	164	152	135	53	45	40	72	74	82	32	26	12	5	5	1	2	2	–
2399	589	518	427	80	67	72	320	337	305	177	100	46	10	10	3	2	4	1
2411	338	311	188	38	56	43	160	172	129	130	79	14	5	3	2	5	1	–
2412	297	192	94	94	49	27	122	99	52	72	40	10	8	3	4	1	1	1
2421	84	87	43	34	39	17	22	31	19	28	15	6	–	1	1	–	1	–
2422	474	501	486	193	233	255	166	189	187	102	69	30	9	8	11	4	2	3
2423	738	748	540	407	423	298	200	235	194	114	69	39	14	20	7	3	1	2
2424	633	511	344	179	121	71	308	290	246	136	88	23	10	11	3	–	1	1
2431	405	336	202	71	69	45	216	204	140	109	54	13	6	9	3	3	–	1
2439	89	93	67	14	35	19	43	36	38	31	19	8	1	3	2	–	–	–
2441	517	334	268	90	42	52	264	201	171	156	80	33	5	11	12	2	–	–
2442	11	9	7	2	1	1	7	3	2	2	5	4	–	–	–	–	–	–
2443	213	125	125	24	19	3	100	60	99	85	36	20	4	9	3	–	1	–
2449	235	183	148	23	30	25	119	102	106	88	41	13	5	10	4	–	–	–
2451	1.713	1.449	983	418	379	259	809	793	629	465	260	76	19	17	14	2	–	5
2452	428	378	278	24	34	35	259	231	179	137	105	63	8	8	1	–	–	–
2511	1.603	1.373	941	157	155	79	938	799	684	467	388	160	35	22	14	6	9	4
2512	1.021	871	683	31	43	41	590	582	532	386	228	94	13	14	13	1	4	3
2513	572	516	317	60	57	20	327	342	263	171	103	29	8	12	4	6	2	1
2521	320	266	186	16	13	9	214	189	155	88	57	19	2	7	3	–	–	–
2522	100	147	80	3	6	6	61	59	40	36	75	32	–	6	2	–	1	–
2531	220	150	85	32	13	9	122	92	65	64	41	10	1	4	1	1	–	–
2532	1.071	774	549	64	32	37	671	514	425	306	213	72	25	12	14	5	3	1
2539	1.320	1.125	819	67	81	59	716	726	675	517	290	71	17	25	11	3	3	3
2541	25	17	8	–	2	–	13	10	8	11	3	–	1	2	–	–	–	–
2542	650	602	517	26	28	20	340	372	408	275	186	73	8	14	12	1	2	4
2543	329	249	190	29	20	23	194	166	150	102	58	14	4	5	3	–	–	–
2550	146	143	157	32	45	58	78	85	91	36	12	7	–	1	1	–	–	–
2591	505	401	355	30	46	42	331	243	269	133	103	36	10	9	8	1	–	–
2592	719	567	426	77	61	66	366	350	299	262	145	56	13	11	5	1	–	–
2593	357	351	279	14	29	29	175	214	216	162	98	30	6	9	4	–	1	–
2599	2.678	2.274	1.784	214	215	148	1.623	1.545	1.435	790	474	171	45	36	29	6	4	1
2610	219	219	180	18	37	22	118	141	142	75	36	14	7	5	2	1	–	–
2621	146	99	73	14	12	10	98	73	56	32	12	7	1	2	–	1	–	–
2622	214	268	232	9	59	65	147	181	155	54	27	12	2	1	–	2	–	–
2631	108	78	56	11	13	11	64	46	39	33	14	3	–	5	–	–	–	3
2632	165	103	69	64	37	24	77	56	45	23	8	–	1	2	–	–	–	–
2640	52	45	43	2	1	4	20	29	34	28	14	4	2	1	1	–	–	–
2651	274	267	182	48	51	35	159	188	136	63	26	10	2	1	–	2	1	1
2652	10	5	1	–	–	–	6	4	1	4	1	–	–	–	–	–	–	–
2660	87	75	57	9	15	4	64	47	51	14	13	2	–	–	–	–	–	–
2670	9	7	13	1	1	1	3	3	10	5	2	2	–	1	–	–	–	–
2680	1	1	–	–	–	–	–	1	–	1	–	–	–	–	–	–	–	–
2710	726	534	380	177	125	97	427	335	254	117	68	25	4	5	2	1	1	2
2721	41	37	32	3	2	1	27	25	15	10	7	16	1	3	–	–	–	–
2722	114	96	48	5	3	–	49	50	34	59	39	12	1	4	2	–	–	–
2731	421	340	321	49	24	69	278	253	225	90	57	23	3	5	3	1	1	1
2732	166	142	109	33	17	17	68	84	78	62	39	10	3	1	4	–	1	–
2733	655	530	404	107	118	63	348	306	299	191	95	37	6	10	5	3	1	–
2740	294	221	141	53	8	4	146	147	114	87	57	19	6	9	3	2	–	1
2751	713	576	452	134	58	61	337	381	323	233	131	62	8	6	5	1	–	1
2759	246	186	145	24	12	14	130	127	108	90	43	20	2	4	3	–	–	–
2790	402	340	277	41	37	30	221	226	202	132	71	43	7	5	1	1	1	1
2811	260	273	164	104	70	38	109	133	100	43	63	23	2	7	3	2	–	–
2812	290	319	215	36	25	27	186	224	167	66	65	19	2	4	2	–	1	–
2813	332	273	215	20	18	25	180	176	164	130	70	26	2	8	–	–	1	–
2814	82	66	50	–	–	2	47	46	41	32	19	7	3	1	–	–	–	–
2815	244	210	196	14	17	28	161	149	143	66	41	25	2	3	–	1	–	–
2821	186	189	147	20	5	9	108	139	118	56	42	17	2	3	2	–	–	1
2822	565	523	358	42	29	30	337	361	288	182	121	34	3	9	4	1	3	2
2823	329	294	229	25	18	19	208	214	182	93	57	27	3	5	1	–	–	–
2824	29	38	15	4	3	1	18	28	10	6	6	2	1	1	2	–	–	–
2825	43	53	36	8	6	15	24	41	20	10	4	1	1	1	–	–	1	–
2829	1.464	1.258	1.014	137	150	137	888	862	771	405	218	94	29	24	9	5	4	3
2831	91	89	84	11	5	7	59	60	65	19	23	11	2	–	1	–	1	–

Capítulo 29 - Brasil e Grandes Regiões

29.4 - Quantidade de acidentes do trabalho liquidados, por consequência, segundo a Classificação Nacional de Atividades Econômicas (CNAE), na Região Sudeste - 2013/2015

(continuação)

CNAE	QUANTIDADE DE ACIDENTES DO TRABALHO LIQUIDADOS																	
	Total			Consequência														
				Assistência Médica			Menos de 15 dias			Mais de 15 dias			Incapacidade Permanente			Óbito		
	2013	2014	2015	2013	2014	2015	2013	2014	2015	2013	2014	2015	2013	2014	2015	2013	2014	2015
2832	50	57	41	2	–	1	30	47	36	17	10	4	1	–	–	–	–	–
2833	1.332	1.264	1.120	32	52	67	834	871	894	455	328	148	8	11	10	3	2	1
2840	469	369	283	48	42	38	298	254	220	116	65	21	6	7	3	1	1	1
2851	139	116	81	56	69	35	57	34	42	23	12	3	2	1	1	1	–	–
2852	262	210	162	27	29	40	178	152	111	56	25	9	–	4	2	1	–	–
2853	218	155	71	68	64	29	64	71	38	78	16	2	7	4	2	1	–	–
2854	442	242	148	168	96	33	211	110	105	63	34	9	–	2	–	–	–	1
2861	197	166	113	12	20	11	118	99	91	61	41	8	3	4	3	3	2	–
2862	364	357	258	16	24	14	247	263	214	101	66	26	–	4	3	–	–	1
2863	30	17	29	1	2	–	17	8	25	10	6	2	1	1	2	1	–	–
2864	20	21	17	2	1	1	10	14	15	7	5	1	1	1	–	–	–	–
2865	39	28	21	4	8	2	21	16	17	13	4	1	1	–	–	–	–	1
2866	46	40	24	5	1	1	26	29	21	15	9	2	–	1	–	–	–	–
2869	1.053	911	658	72	74	44	625	650	556	330	176	47	22	10	10	4	1	1
2910	4.450	2.530	1.358	1.779	1.124	606	1.436	1.074	666	1.120	210	50	111	119	30	4	3	6
2920	1.210	615	394	611	223	134	396	265	205	180	90	48	22	35	7	1	2	–
2930	1.544	1.572	950	160	231	161	925	1.112	709	446	209	74	12	19	5	1	1	1
2941	1.315	765	623	182	123	104	656	486	438	441	121	50	36	35	31	–	–	–
2942	345	270	268	64	61	99	167	169	149	103	38	16	8	2	4	3	–	–
2943	364	274	210	85	53	46	163	163	141	105	51	14	9	7	8	2	–	1
2944	631	454	278	190	156	90	217	199	156	200	79	27	24	18	5	–	2	–
2945	456	318	219	34	31	22	236	209	174	177	67	18	7	11	5	2	–	–
2949	5.809	4.217	3.133	989	700	534	3.213	2.701	2.288	1.498	703	250	102	104	58	7	9	3
2950	88	71	50	4	4	2	44	44	38	40	22	9	–	1	1	–	–	–
3011	1.427	1.135	801	696	563	371	332	332	335	355	194	69	44	44	25	–	2	1
3012	15	12	15	–	2	–	6	6	9	8	4	5	1	–	–	–	–	1
3031	311	252	138	79	72	46	148	149	79	80	27	11	4	4	1	–	–	1
3032	68	68	73	25	8	5	23	50	59	19	9	8	–	1	1	1	–	–
3041	466	365	307	225	218	219	137	122	84	100	18	3	4	7	1	–	–	–
3042	90	66	49	38	30	14	38	33	34	14	2	1	–	1	–	–	–	–
3091	35	28	20	4	3	2	11	16	16	20	9	2	–	–	–	–	–	–
3092	139	97	80	18	16	6	73	55	61	42	22	10	6	4	3	–	–	–
3099	79	67	35	5	9	1	50	40	29	23	17	3	1	1	2	–	–	–
3101	2.685	2.180	1.756	111	107	84	1.362	1.334	1.366	1.148	658	259	58	75	47	6	6	–
3102	889	657	399	125	148	29	432	386	306	316	107	57	14	13	6	2	3	1
3103	68	65	34	2	5	–	39	40	24	24	20	9	3	–	1	–	–	–
3104	315	280	212	16	16	20	195	195	169	97	63	21	6	5	2	1	1	–
3211	77	50	58	9	4	4	46	30	46	22	14	5	–	2	3	–	–	–
3212	96	69	50	9	7	6	60	39	34	26	21	10	–	1	–	1	1	–
3220	31	47	34	3	5	6	17	32	25	10	9	3	1	1	–	–	–	–
3230	66	115	116	1	2	3	30	36	26	33	77	85	1	–	2	1	–	–
3240	256	199	188	5	11	6	149	149	162	98	34	17	4	5	2	–	–	1
3250	735	689	584	39	74	54	454	484	472	237	116	47	4	6	9	1	9	2
3291	73	154	142	3	5	4	42	21	40	27	127	96	1	1	2	–	–	–
3292	209	146	102	26	6	3	114	116	86	64	23	12	5	–	–	–	1	1
3299	409	406	347	18	25	22	233	273	288	153	98	33	4	9	3	1	1	1
3311	85	82	54	6	8	1	46	43	41	30	26	11	1	4	1	2	1	–
3312	37	33	72	4	7	9	19	19	57	14	6	4	–	1	1	–	–	1
3313	162	122	112	13	10	4	99	86	91	47	26	14	3	–	1	–	–	2
3314	1.112	898	755	268	262	186	467	452	482	339	160	72	31	22	12	7	2	3
3315	35	48	33	7	5	7	20	34	21	6	7	4	2	1	1	–	1	–
3316	241	212	195	74	44	42	135	144	144	31	19	8	–	3	–	1	2	1
3317	93	167	93	17	57	14	43	77	69	33	29	10	–	3	–	–	1	–
3319	96	64	99	19	6	20	48	40	68	28	16	10	1	2	1	–	–	–
3321	224	183	158	38	31	33	98	91	109	79	51	13	8	10	1	1	–	2
3329	161	130	113	5	7	3	73	69	85	82	48	20	1	4	4	–	2	1
3511	286	355	322	97	75	85	131	130	125	50	139	103	5	9	7	3	2	2
3512	149	98	93	49	48	41	82	39	43	15	11	8	–	–	–	3	–	1
3513	37	34	18	9	11	5	17	19	10	10	3	1	–	–	2	1	1	–
3514	666	573	587	213	179	202	338	320	340	98	67	37	13	5	4	4	2	4
3520	43	25	19	25	12	8	15	11	10	3	2	1	–	–	–	–	–	–
3530	7	6	10	1	2	2	4	4	7	2	–	1	–	–	–	–	–	–
3600	1.740	1.441	1.270	298	199	224	1.032	1.037	958	373	174	72	31	19	12	6	12	4
3701	60	67	66	11	15	13	34	43	52	13	8	1	1	–	–	1	1	–
3702	220	177	191	29	16	12	139	142	171	46	16	7	4	3	1	2	–	–
3811	3.742	3.273	2.998	437	456	516	2.441	2.306	2.294	807	454	161	49	42	21	8	15	6
3812	52	76	50	12	31	16	30	35	33	9	8	1	–	2	–	1	–	–
3821	1.793	1.169	651	185	115	83	1.151	882	497	444	155	54	10	16	16	3	1	1
3822	164	206	223	31	50	93	105	134	122	28	20	7	–	–	1	–	2	–
3831	156	119	97	26	19	14	73	69	74	52	26	8	3	5	1	2	–	–
3832	155	119	120	9	7	7	71	69	92	70	41	18	5	2	2	–	–	1
3839	177	178	178	10	4	6	83	120	141	83	48	26	1	5	3	–	1	2
3900	34	34	30	23	19	16	9	14	13	2	1	1	–	–	–	–	–	–
4110	2.635	2.333	2.455	104	136	143	1.674	1.633	2.051	813	523	233	33	28	19	11	13	9
4120	9.559	7.542	6.247	743	669	534	4.659	4.676	4.742	3.811	1.904	758	284	240	171	62	53	42
4211	3.215	2.728	1.942	550	447	294	1.661	1.651	1.446	920	536	147	58	65	43	26	29	12
4212	1.163	939	905	318	291	275	525	434	541	290	181	69	16	25	12	14	8	8
4213	671	542	462	34	42	33	338	335	367	272	147	49	22	10	10	5	8	3
4221	2.225	3.205	3.008	307	287	364	1.231	1.161	1.293	639	1.717	1.315	32	31	24	16	9	12
4222	380	317	294	21	16	40	199	211	213	152	78	32	2	11	6	6	1	3
4223	88	102	56	36	34	20	32	34	19	20	31	13	–	1	1	–	2	3
4291	134	130	88	50	45	18	54	64	59	30	16	10	–	4	–	–	1	1
4292	1.989	1.534	887	1.072	948	472	390	361	339	490	189	49	34	31	21	3	5	6
4299	2.056	1.816	1.313	390	357	248	929	1.028	896	673	376	114	52	45	47	12	10	8

Capítulo 29 - Brasil e Grandes Regiões

29.4 - Quantidade de acidentes do trabalho liquidados, por consequência, segundo a Classificação Nacional de Atividades Econômicas (CNAE), na Região Sudeste - 2013/2015

(continuação)

CNAE	QUANTIDADE DE ACIDENTES DO TRABALHO LIQUIDADOS																	
	Total			Consequência														
				Assistência Médica			Menos de 15 dias			Mais de 15 dias			Incapacidade Permanente			Óbito		
	2013	2014	2015	2013	2014	2015	2013	2014	2015	2013	2014	2015	2013	2014	2015	2013	2014	2015
4311	54	46	41	7	5	2	21	26	25	23	13	5	3	2	8	–	–	1
4312	103	82	77	24	21	14	48	39	54	30	20	9	–	1	–	1	1	–
4313	619	604	581	51	72	86	272	320	411	276	184	62	16	19	16	4	9	6
4319	24	27	34	7	5	4	6	14	19	11	7	8	–	–	2	–	1	1
4321	1.292	996	991	114	116	136	636	586	716	514	263	111	20	23	17	8	8	11
4322	618	633	485	39	48	49	346	400	362	223	171	66	9	13	6	1	1	2
4329	693	584	566	125	138	153	290	302	361	255	127	32	21	14	16	2	3	4
4330	1.493	1.261	847	48	81	54	695	717	644	689	390	116	52	60	28	9	13	5
4391	521	471	350	68	62	43	258	274	267	177	120	32	15	12	8	3	3	–
4399	1.809	1.438	1.129	154	141	115	822	805	814	768	441	154	50	41	36	15	10	10
4511	1.439	1.275	1.028	67	84	62	879	842	833	457	318	110	28	28	20	8	3	3
4512	39	180	125	2	2	1	18	17	8	18	161	116	1	–	–	–	–	–
4520	1.318	1.062	884	35	49	42	571	594	634	677	377	172	30	36	26	5	6	10
4530	2.998	2.451	2.111	106	114	94	1.364	1.431	1.599	1.454	842	370	62	56	38	12	8	10
4541	407	398	312	18	25	19	172	180	195	203	181	87	11	12	6	3	–	5
4542	2	10	5	–	–	–	2	3	3	–	7	2	–	–	–	–	–	–
4543	23	36	17	–	1	–	10	10	6	13	24	10	–	1	1	–	–	–
4611	11	6	12	–	–	–	3	5	8	8	1	3	–	–	1	–	–	–
4612	29	2	2	7	–	1	15	2	1	7	–	–	–	–	–	–	–	–
4613	10	6	8	1	1	–	5	2	7	4	3	1	–	–	–	–	–	–
4614	16	9	3	1	–	–	13	5	3	2	2	–	–	1	–	–	1	–
4615	3	4	–	–	1	–	–	2	–	3	1	–	–	–	–	–	–	–
4616	7	14	4	1	–	–	3	13	3	3	1	1	–	–	–	–	–	–
4617	44	31	29	2	1	2	21	19	23	20	11	4	1	–	–	–	–	–
4618	22	10	10	–	–	1	8	6	8	11	4	1	3	–	–	–	–	–
4619	51	21	26	5	–	–	23	13	23	21	6	2	1	2	1	1	–	–
4621	212	221	173	10	16	4	128	162	146	71	37	21	3	5	2	–	1	–
4622	13	29	31	–	5	3	9	17	25	3	7	3	1	–	–	–	–	–
4623	212	144	175	5	5	13	92	81	129	110	49	23	4	6	1	1	3	9
4631	161	128	124	4	3	6	88	89	103	67	35	15	1	1	–	1	–	–
4632	127	110	92	5	2	4	50	65	67	68	40	19	3	2	2	1	1	–
4633	431	344	371	7	12	14	205	202	293	205	113	52	11	13	6	3	4	6
4634	335	326	250	11	24	20	181	211	204	136	79	22	5	7	3	2	5	1
4635	1.584	1.344	1.235	317	274	226	729	793	881	510	258	111	21	15	12	7	4	5
4636	55	43	38	3	7	7	21	21	27	30	13	–	1	2	2	–	–	2
4637	334	326	304	12	9	16	172	209	245	143	100	33	6	7	7	1	1	3
4639	999	896	832	97	58	42	563	604	696	316	213	82	15	15	6	8	6	6
4641	109	95	75	6	12	9	50	58	57	51	22	7	2	2	2	–	1	–
4642	119	99	88	4	4	8	59	68	70	54	25	7	2	2	3	–	–	–
4643	39	35	20	1	–	1	21	26	16	17	8	3	–	1	–	–	–	–
4644	221	219	236	10	31	24	134	147	186	74	36	25	2	3	–	1	2	1
4645	187	158	161	16	24	24	100	95	123	69	36	12	2	2	1	–	1	1
4646	222	243	282	18	34	41	115	143	206	87	62	32	2	3	2	–	1	1
4647	241	192	148	13	6	10	144	144	121	78	41	16	6	1	1	–	–	–
4649	485	367	414	29	22	40	238	241	324	201	98	42	16	6	8	1	–	–
4651	97	86	72	12	14	10	49	50	52	33	20	9	1	2	1	2	–	–
4652	49	46	31	3	5	2	29	23	27	17	17	2	–	1	–	–	–	–
4661	211	204	202	30	35	14	111	121	165	67	43	23	1	5	–	2	–	–
4662	110	102	86	22	17	13	62	64	65	26	18	7	–	2	1	–	1	–
4663	319	269	217	20	26	25	167	163	166	125	73	20	7	3	3	–	4	3
4664	47	47	23	7	6	2	27	26	18	13	14	2	–	–	1	–	1	–
4665	54	36	34	2	2	4	26	21	28	24	12	2	1	1	–	1	–	–
4669	233	265	220	31	21	20	115	184	178	79	54	19	6	3	1	2	3	2
4671	153	148	94	8	10	3	59	77	78	85	56	11	1	4	1	–	1	1
4672	365	256	220	23	7	20	223	181	170	112	67	24	5	1	4	2	–	2
4673	76	72	72	4	5	8	36	49	52	34	17	12	2	1	–	–	–	–
4674	61	71	61	6	9	3	37	46	50	17	15	8	1	1	–	–	–	–
4679	527	447	448	24	36	30	311	298	353	178	99	54	9	10	7	5	4	4
4681	188	182	153	47	36	30	81	103	104	54	36	13	3	5	3	3	2	3
4682	426	389	400	70	53	57	234	243	311	110	78	26	12	13	5	–	2	1
4683	136	138	127	18	15	14	69	91	103	46	30	7	1	1	2	2	1	1
4684	126	123	111	16	9	21	62	84	78	45	29	10	3	1	–	–	–	2
4685	487	344	281	23	21	22	306	229	226	148	91	29	8	2	4	2	1	–
4686	259	236	216	12	11	9	147	160	174	97	63	28	3	2	5	–	–	–
4687	934	770	665	51	39	35	440	460	518	407	229	90	32	38	22	4	4	–
4689	459	369	265	28	30	12	233	215	196	176	106	45	17	14	11	5	4	1
4691	432	343	364	27	16	19	255	240	306	147	81	32	3	6	4	–	–	3
4692	22	26	30	–	5	4	10	16	22	12	4	4	–	1	–	–	–	–
4693	646	591	567	27	31	22	398	429	490	208	119	48	11	10	6	2	2	1
4711	13.446	11.942	10.865	429	407	489	8.513	9.219	9.326	4.382	2.207	974	101	84	57	21	25	19
4712	1.193	920	876	40	43	30	526	561	684	599	289	148	25	23	9	3	4	5
4713	1.260	783	782	25	35	46	794	571	649	412	157	71	27	19	14	2	1	2
4721	1.359	1.011	857	40	34	26	547	579	636	716	369	164	54	28	29	2	1	2
4722	765	626	571	14	18	14	334	393	469	401	201	79	15	11	8	1	3	1
4723	267	201	201	8	4	16	101	95	121	150	92	55	7	9	7	1	1	2
4724	468	365	352	14	10	20	291	268	299	157	79	29	5	7	4	1	1	–
4729	600	606	600	17	52	73	298	360	454	270	179	69	13	12	1	2	3	3
4731	1.411	1.118	1.044	47	44	51	615	630	764	713	409	197	27	23	22	9	12	10
4732	28	26	26	1	2	2	9	15	21	15	9	3	1	–	–	2	–	–
4741	234	184	146	4	10	5	90	87	92	131	80	45	9	6	3	–	1	1
4742	341	290	243	13	19	13	148	176	170	172	85	54	8	8	6	–	2	–
4743	478	432	319	11	21	13	252	261	254	201	136	47	12	11	4	2	3	1
4744	4.856	4.030	3.319	142	167	117	1.967	2.271	2.518	2.562	1.432	562	160	133	103	25	27	19
4751	462	413	377	25	36	33	208	251	290	221	120	52	7	6	–	1	–	2

Capítulo 29 - Brasil e Grandes Regiões

29.4 - Quantidade de acidentes do trabalho liquidados, por consequência, segundo a Classificação Nacional de Atividades Econômicas (CNAE), na Região Sudeste - 2013/2015

(continuação)

CNAE	QUANTIDADE DE ACIDENTES DO TRABALHO LIQUIDADOS																	
	Total			Consequência														
				Assistência Médica			Menos de 15 dias			Mais de 15 dias			Incapacidade Permanente			Óbito		
	2013	2014	2015	2013	2014	2015	2013	2014	2015	2013	2014	2015	2013	2014	2015	2013	2014	2015
4752	242	223	188	12	15	9	98	125	153	127	80	22	3	2	3	2	1	1
4753	1.990	1.439	1.038	40	58	42	1.057	902	815	864	453	161	26	22	14	3	4	6
4754	902	759	627	34	42	44	369	417	459	477	267	111	21	28	10	1	5	3
4755	245	241	191	4	12	7	114	154	146	121	67	35	5	6	2	1	2	1
4756	12	17	11	–	2	–	5	6	7	7	7	3	–	1	1	–	1	–
4757	132	133	95	1	7	5	59	74	70	65	48	19	6	2	–	1	2	1
4759	330	261	298	14	14	17	142	132	212	166	111	61	8	3	7	–	1	1
4761	343	291	235	7	8	17	159	171	174	168	106	39	8	6	5	1	–	–
4762	6	7	3	–	1	–	3	2	3	2	4	–	1	–	–	–	–	–
4763	251	247	236	12	7	11	122	158	196	114	81	28	1	1	1	2	–	–
4771	1.577	1.421	1.312	157	179	144	721	835	961	676	396	192	20	11	8	3	–	7
4772	237	181	202	15	12	32	107	114	136	113	53	33	2	2	1	–	–	–
4773	48	50	31	3	1	3	22	31	24	22	17	4	1	1	–	–	–	–
4774	102	101	85	2	5	3	45	63	70	54	31	9	1	2	1	–	–	2
4781	1.836	1.547	1.365	95	110	81	946	977	1.092	775	438	169	17	16	15	3	6	8
4782	649	516	521	40	38	40	321	338	407	279	133	71	7	5	3	2	2	–
4783	67	64	58	3	1	3	32	34	47	32	27	7	–	2	1	–	–	–
4784	460	355	338	32	37	25	130	140	229	271	157	74	25	18	8	2	3	2
4785	43	42	39	–	1	3	20	21	30	21	20	6	2	–	–	–	–	–
4789	2.372	1.997	1.649	112	106	92	1.109	1.167	1.257	1.077	656	246	64	57	45	10	11	9
4911	416	302	268	256	163	134	79	99	120	71	30	12	7	8	2	3	2	–
4912	1.410	1.104	1.103	155	115	73	1.077	907	991	168	75	36	8	2	–	2	5	3
4921	4.049	2.764	2.350	172	111	81	1.278	1.584	1.753	2.427	906	379	161	144	112	11	19	25
4922	1.202	758	684	26	25	24	481	470	524	624	208	96	60	48	27	11	7	13
4923	86	60	63	6	1	11	24	26	39	48	30	10	5	2	3	3	1	–
4924	54	33	24	1	–	1	16	18	17	32	14	5	5	1	1	–	–	–
4929	478	387	333	41	43	59	155	197	215	251	118	41	26	19	12	5	10	6
4930	10.480	8.346	7.170	785	723	639	4.525	4.699	5.179	4.750	2.509	986	276	271	207	144	144	159
4940	226	189	151	158	129	95	41	39	46	26	21	7	–	–	1	1	–	2
4950	1	2	2	–	–	–	–	1	2	1	1	–	–	–	–	–	–	–
5011	55	71	59	10	14	17	30	40	38	15	11	2	–	6	2	–	–	–
5012	10	21	13	2	2	2	5	14	9	3	2	2	–	2	–	–	1	–
5021	44	23	16	2	3	5	18	13	11	23	4	–	1	3	–	–	–	–
5022	3	2	–	–	–	–	–	1	–	3	1	–	–	–	–	–	–	–
5030	503	482	407	276	260	235	156	142	134	69	68	33	2	10	5	–	2	–
5091	37	38	32	1	1	2	27	30	27	9	6	3	–	1	–	–	–	–
5099	1	–	–	–	–	–	–	–	–	–	–	–	1	–	–	–	–	–
5111	685	777	652	80	39	25	465	502	468	131	235	157	7	1	2	2	–	–
5112	68	79	70	11	11	5	45	32	26	11	35	38	–	1	–	1	–	1
5120	18	34	16	1	1	1	8	14	7	9	19	7	–	–	1	–	–	–
5211	1.168	1.014	1.009	125	78	148	607	636	691	391	266	140	40	21	19	5	13	11
5212	489	675	529	84	98	62	227	235	269	156	322	188	17	18	10	5	2	–
5221	382	399	400	32	34	41	244	292	310	97	65	34	2	7	9	7	1	6
5222	172	154	145	10	5	5	131	128	131	30	20	8	1	1	1	–	–	–
5223	434	326	326	16	10	16	194	173	253	212	132	50	10	8	3	2	3	4
5229	388	300	295	69	41	46	168	165	187	139	81	49	7	9	9	5	4	4
5231	666	513	542	159	134	153	357	273	326	128	87	51	18	15	10	4	4	2
5232	53	118	56	10	28	15	26	54	28	16	34	13	–	2	–	1	–	–
5239	55	55	42	2	6	7	42	38	30	11	10	4	–	1	–	–	–	1
5240	682	592	532	40	56	78	500	459	415	132	73	36	6	4	1	4	–	2
5250	695	594	445	129	103	64	337	378	341	214	103	35	13	8	5	2	2	–
5310	9.124	8.693	8.621	1.059	1.210	1.411	6.932	6.892	6.943	1.107	561	243	24	25	22	2	5	2
5320	1.050	799	584	18	13	21	366	382	405	634	372	136	22	24	19	10	8	3
5510	1.491	1.275	1.310	68	78	95	767	830	1.036	630	345	139	22	18	32	4	4	8
5590	70	48	37	2	3	2	22	20	25	45	23	9	1	2	1	–	–	–
5611	7.170	6.042	5.773	235	277	256	3.754	3.973	4.788	3.057	1.669	651	109	107	67	15	16	11
5612	43	27	37	2	1	4	20	22	20	19	4	10	2	–	3	–	–	–
5620	4.222	3.347	2.562	700	742	492	2.166	2.074	1.891	1.301	480	140	49	47	35	6	4	4
5811	42	70	45	1	2	3	24	50	39	17	17	3	–	1	–	–	–	–
5812	52	33	36	3	3	3	30	20	29	18	8	2	1	2	1	–	–	1
5813	17	10	10	–	–	–	8	4	10	9	5	–	–	1	–	–	–	–
5819	15	11	5	–	–	1	5	4	3	9	6	1	1	1	–	–	–	–
5821	158	129	81	9	14	8	104	93	64	42	18	8	2	4	1	1	–	–
5822	149	120	127	4	7	5	93	77	105	46	34	15	6	1	2	–	1	–
5823	45	29	27	6	3	3	27	18	22	11	8	2	1	–	–	–	–	–
5829	131	144	109	2	6	3	68	87	79	56	46	22	4	5	5	1	–	–
5911	30	28	24	–	–	3	16	14	15	14	14	6	–	–	–	–	–	–
5912	4	2	2	–	–	–	3	1	1	1	1	1	–	–	–	–	–	–
5913	2	2	2	1	–	–	–	2	2	1	–	–	–	–	–	–	–	–
5914	73	79	76	7	5	8	43	51	56	23	23	12	–	–	–	–	–	–
5920	3	5	7	–	–	–	1	3	5	2	2	2	–	–	–	–	–	–
6010	44	61	39	3	1	1	26	16	24	14	42	14	1	2	–	–	–	–
6021	460	467	497	33	78	134	272	242	279	149	133	77	6	10	5	–	4	2
6022	12	12	14	–	1	–	4	6	9	7	5	4	–	–	–	1	–	1
6110	276	285	264	13	13	14	180	201	206	82	66	43	–	5	–	1	–	1
6120	290	221	441	9	7	4	158	151	386	123	59	49	–	–	1	–	4	1
6130	1	5	3	–	–	1	1	2	2	–	3	–	–	–	–	–	–	–
6141	253	280	31	10	4	1	156	207	21	86	66	6	1	2	3	–	1	–
6142	1	4	2	–	–	–	1	4	2	–	–	–	–	–	–	–	–	–
6143	29	9	19	–	–	–	13	7	18	16	2	1	–	–	–	–	–	–
6190	474	515	392	14	22	23	224	301	296	217	178	66	15	11	7	4	3	–
6201	255	1.072	838	36	27	30	130	164	214	89	877	591	–	2	1	–	2	2
6202	63	74	74	7	7	6	35	54	59	20	12	8	–	–	–	1	1	1
6203	110	91	101	3	7	6	56	64	87	49	20	8	2	–	–	–	–	–

Capítulo 29 - Brasil e Grandes Regiões

29.4 - Quantidade de acidentes do trabalho liquidados, por consequência, segundo a Classificação Nacional de Atividades Econômicas (CNAE), na Região Sudeste - 2013/2015

(continuação)

CNAE	QUANTIDADE DE ACIDENTES DO TRABALHO LIQUIDADOS																	
	Total			Consequência														
				Assistência Médica			Menos de 15 dias			Mais de 15 dias			Incapacidade Permanente			Óbito		
	2013	2014	2015	2013	2014	2015	2013	2014	2015	2013	2014	2015	2013	2014	2015	2013	2014	2015
6204	266	245	241	36	30	18	145	158	197	84	55	23	1	1	2	–	1	1
6209	276	241	230	19	23	16	147	154	189	107	57	25	3	4	–	–	3	–
6311	203	210	191	10	18	12	106	105	127	81	83	50	3	4	1	3	–	1
6319	37	22	32	1	1	2	19	14	25	17	7	5	–	–	–	–	–	–
6391	4	5	2	1	–	–	2	4	2	1	1	–	–	–	–	–	–	–
6399	27	24	21	1	1	2	11	13	13	14	6	4	1	4	2	–	–	–
6410	4	5	3	–	–	–	3	4	2	1	–	1	–	–	–	–	1	–
6421	313	235	264	131	128	118	113	84	131	67	22	13	1	1	1	1	–	1
6422	4.750	3.171	2.800	230	274	266	2.255	2.210	2.224	2.197	623	271	59	60	33	9	4	6
6423	318	232	229	11	24	47	127	162	159	177	43	14	3	3	7	–	–	2
6424	59	45	63	1	5	7	36	31	51	22	8	4	–	1	1	–	–	–
6431	6	6	13	–	–	–	5	5	13	1	1	–	–	–	–	–	–	–
6432	4	4	2	2	2	2	1	2	–	1	–	–	–	–	–	–	–	–
6433	59	57	32	27	36	20	26	19	11	6	2	1	–	–	–	–	–	–
6434	6	7	4	1	1	1	5	4	3	–	2	–	–	–	–	–	–	–
6435	3	4	1	–	–	–	3	–	–	–	4	1	–	–	–	–	–	–
6436	46	18	12	6	3	2	29	11	10	11	4	–	–	–	–	–	–	–
6437	1	–	–	–	–	–	–	–	–	1	–	–	–	–	–	–	–	–
6450	7	2	5	–	–	–	5	1	5	2	1	–	–	–	–	–	–	–
6461	–	1	–	–	–	–	–	1	–	–	–	–	–	–	–	–	–	–
6462	164	169	169	15	25	22	101	111	123	43	28	20	2	4	1	3	1	3
6463	58	28	32	1	1	–	28	14	28	27	13	3	1	–	–	1	–	1
6470	4	7	5	1	–	–	3	7	5	–	–	–	–	–	–	–	–	–
6491	4	5	3	–	1	–	1	2	3	2	2	–	1	–	–	–	–	–
6492	1	–	–	–	–	–	–	–	–	1	–	–	–	–	–	–	–	–
6493	59	46	37	3	9	3	36	29	28	16	6	5	3	–	1	1	2	–
6499	21	14	21	8	–	2	11	13	19	1	1	–	1	–	–	–	–	–
6511	28	52	62	3	4	5	16	35	53	9	13	3	–	–	1	–	–	–
6512	136	146	108	10	7	9	73	96	80	51	41	17	1	–	–	1	2	2
6520	42	20	23	2	–	2	29	11	21	11	8	–	–	1	–	–	–	–
6530	12	10	5	8	8	3	3	2	2	1	–	–	–	–	–	–	–	–
6541	44	56	44	12	13	12	28	38	30	3	5	2	1	–	–	–	–	–
6542	22	16	15	4	1	–	14	12	15	4	3	–	–	–	–	–	–	–
6550	865	858	947	246	309	354	478	462	561	136	81	32	5	5	–	–	1	–
6611	2	11	7	–	–	–	–	5	1	2	5	5	–	1	1	–	–	–
6612	27	28	32	3	2	2	15	16	28	7	9	2	1	1	–	1	–	–
6613	18	49	33	–	1	2	8	22	16	10	25	15	–	1	–	–	–	–
6619	93	88	82	4	5	3	48	63	70	38	20	7	3	–	2	–	–	–
6621	14	18	20	–	–	–	10	4	7	4	14	12	–	–	1	–	–	–
6622	76	90	72	2	4	3	44	54	57	30	31	12	–	1	–	–	–	–
6629	34	21	27	–	3	–	17	17	18	15	–	9	2	–	–	–	1	–
6630	19	50	56	–	–	1	5	2	10	14	47	45	–	1	–	–	–	–
6810	492	391	374	26	20	23	286	245	300	168	106	42	8	11	7	4	9	2
6821	175	143	130	12	10	12	90	90	103	72	37	14	1	5	1	–	1	–
6822	215	186	188	12	14	14	116	112	159	85	58	14	2	1	–	–	1	1
6911	145	150	172	12	9	18	68	96	132	64	44	20	–	–	1	1	1	1
6912	46	50	42	1	2	3	31	34	33	14	14	4	–	–	1	–	–	1
6920	745	779	702	37	69	63	416	529	551	284	172	83	8	6	3	–	3	2
7010	8	14	8	2	–	–	5	7	1	1	7	6	–	–	1	–	–	–
7020	391	349	368	46	54	58	226	228	280	108	59	25	11	7	4	–	1	1
7111	40	54	27	6	23	7	18	23	17	14	8	3	1	–	–	1	–	–
7112	1.883	1.818	1.497	307	278	235	944	1.145	1.106	588	345	122	34	32	23	10	18	11
7119	279	261	184	65	47	37	132	154	128	73	53	16	4	4	1	5	3	2
7120	203	159	150	29	16	20	112	113	115	57	28	12	4	1	2	1	1	1
7210	459	405	336	163	142	97	243	227	219	51	33	17	2	3	2	–	–	1
7220	18	28	18	6	3	1	11	9	9	1	16	8	–	–	–	–	–	–
7311	54	76	69	2	–	–	19	22	33	33	54	36	–	–	–	–	–	–
7312	32	22	25	3	2	3	19	13	20	9	7	2	–	–	–	1	–	–
7319	181	184	215	8	6	8	74	100	172	98	72	29	–	5	5	1	1	1
7320	21	66	48	–	5	–	16	30	33	5	30	15	–	1	–	–	–	–
7410	26	12	26	1	1	2	15	7	22	10	4	–	–	–	2	–	–	–
7420	71	89	68	2	5	–	42	31	30	26	51	36	1	2	2	–	–	–
7490	371	326	329	70	85	94	207	193	214	89	43	17	2	2	3	3	3	1
7500	33	29	28	2	–	4	13	20	21	18	9	3	–	–	–	–	–	–
7711	263	248	237	13	14	17	130	154	174	111	70	41	3	5	4	6	5	1
7719	71	78	43	7	12	5	29	36	26	33	27	9	1	3	1	1	–	2
7721	18	4	7	1	–	–	5	1	6	12	3	1	–	–	–	–	–	–
7722	17	15	28	–	–	–	8	8	23	9	7	5	–	–	–	–	–	–
7723	36	22	24	–	–	1	10	10	17	24	12	6	2	–	–	–	–	–
7729	65	64	57	1	2	5	35	41	44	24	20	8	4	–	–	1	1	–
7731	33	41	26	2	1	3	10	18	15	18	19	5	2	3	2	1	–	1
7732	698	542	530	57	43	60	342	340	394	282	142	59	13	15	13	4	2	4
7733	62	61	68	4	6	8	32	33	48	24	21	12	2	1	–	–	–	–
7739	517	457	434	37	46	60	253	281	322	213	116	41	13	11	10	1	3	1
7740	19	19	23	2	2	4	12	11	17	5	6	2	–	–	–	–	–	–
7810	603	452	418	96	51	48	294	293	333	184	88	30	28	17	5	1	3	2
7820	2.149	1.471	1.068	181	122	93	1.074	962	829	815	330	99	73	54	42	6	3	5
7830	589	420	400	66	47	59	236	259	290	272	101	46	11	12	3	4	1	2
7911	96	115	105	2	4	4	35	68	84	55	39	16	4	4	1	–	–	–
7912	5	1	2	–	–	–	4	1	1	1	–	–	–	–	1	–	–	–
7990	3	7	4	–	–	1	2	6	1	1	1	2	–	–	–	–	–	–
8011	2.282	1.757	1.500	92	106	117	896	910	1.070	1.192	651	232	82	71	51	20	19	30
8012	871	723	674	32	34	28	477	459	533	333	206	93	23	20	12	6	4	8

Capítulo 29 - Brasil e Grandes Regiões

29.4 - Quantidade de acidentes do trabalho liquidados, por consequência, segundo a Classificação Nacional de Atividades Econômicas (CNAE), na Região Sudeste - 2013/2015

(conclusão)

CNAE	QUANTIDADE DE ACIDENTES DO TRABALHO LIQUIDADOS																	
	Total			Consequência														
				Assistência Médica			Menos de 15 dias			Mais de 15 dias			Incapacidade Permanente			Óbito		
	2013	2014	2015	2013	2014	2015	2013	2014	2015	2013	2014	2015	2013	2014	2015	2013	2014	2015
8020	314	309	292	15	23	40	178	181	201	116	98	41	3	2	7	2	5	3
8030	2	76	75	–	–	–	–	–	–	1	72	73	1	4	2	–	–	–
8111	862	730	699	46	69	59	398	455	550	404	188	74	13	14	12	1	4	4
8112	2.579	2.285	2.211	134	144	147	1.321	1.439	1.736	1.055	645	275	63	50	40	6	7	13
8121	4.674	3.176	2.675	418	416	392	1.869	2.026	1.965	2.263	632	233	117	94	76	7	8	9
8122	235	145	168	17	8	17	113	93	121	104	37	26	1	5	3	–	2	1
8129	912	807	695	133	130	166	519	551	484	244	114	30	14	8	5	2	4	10
8130	167	175	203	20	13	15	64	82	140	75	72	44	7	5	3	1	3	1
8211	1.132	974	937	100	83	116	537	521	622	473	353	186	17	10	11	5	7	2
8219	334	334	265	27	31	34	153	213	197	150	87	28	3	2	4	1	1	2
8220	2.362	1.575	1.380	119	99	90	1.218	1.145	1.166	999	318	118	18	8	3	8	5	3
8230	192	134	167	10	7	5	81	75	127	98	47	31	3	2	4	–	3	–
8291	247	343	245	16	21	11	111	127	137	117	189	97	2	5	–	1	1	–
8292	199	151	143	9	18	17	114	90	111	73	37	12	2	5	3	1	1	–
8299	2.094	1.769	1.391	246	222	202	1.049	1.109	1.010	744	388	137	39	40	35	16	10	7
8411	15.207	10.971	10.338	2.087	2.041	1.997	6.676	7.121	7.524	6.170	1.566	645	242	220	152	32	23	20
8412	173	140	155	50	35	48	89	88	98	33	17	9	1	–	–	–	–	–
8413	102	92	53	11	13	11	71	72	41	19	6	1	–	–	–	1	1	–
8422	64	55	75	16	13	22	31	31	47	17	11	6	–	–	–	–	–	–
8423	42	48	30	1	3	4	27	30	21	14	15	4	–	–	1	–	–	–
8424	48	35	51	3	2	7	25	19	36	18	14	8	1	–	–	1	–	–
8425	1	–	1	–	–	–	1	–	1	–	–	–	–	–	–	–	–	–
8430	31	35	40	3	9	18	24	22	21	4	4	1	–	–	–	–	–	–
8511	399	1.992	1.673	36	34	63	233	269	375	127	1.672	1.222	3	17	12	–	–	1
8512	373	348	372	20	19	22	191	220	290	156	102	54	4	6	6	2	1	–
8513	835	848	765	57	60	61	487	524	590	279	251	113	10	12	1	2	1	–
8520	289	261	261	21	11	19	153	186	212	112	62	27	3	2	3	–	–	–
8531	889	882	787	127	129	103	537	554	564	215	193	116	9	6	3	1	–	1
8532	1.201	1.039	1.143	412	343	419	625	578	674	153	112	44	10	4	6	1	2	–
8533	91	98	117	5	5	16	55	78	91	29	14	10	2	1	–	–	–	–
8541	98	79	80	12	6	2	43	51	66	43	20	9	–	2	2	–	–	1
8542	16	25	23	–	–	–	11	5	11	5	20	12	–	–	–	–	–	–
8550	324	220	208	30	17	23	223	181	173	69	19	12	1	2	–	1	1	–
8591	16	13	11	–	–	1	8	10	9	8	2	1	–	–	–	–	1	–
8592	18	30	27	1	2	2	10	21	22	7	7	3	–	–	–	–	–	–
8593	102	73	85	4	3	3	54	43	65	43	25	17	–	1	–	1	1	–
8599	1.240	1.167	1.178	95	102	97	814	840	986	310	211	84	17	10	4	4	4	7
8610	34.714	33.140	32.061	16.336	16.665	16.689	14.385	15.038	14.718	3.890	1.325	587	97	104	65	6	8	2
8621	90	78	128	14	15	20	49	46	100	27	15	7	–	1	–	–	1	1
8622	39	35	25	3	6	5	25	22	16	10	7	3	–	–	–	1	–	1
8630	2.146	2.121	2.670	903	892	1.072	963	1.084	1.531	274	139	59	5	5	6	1	1	2
8640	2.444	2.512	2.767	972	988	1.148	1.159	1.303	1.528	304	214	87	6	7	1	3	–	3
8650	343	348	366	89	112	139	169	193	213	80	36	13	5	7	1	–	–	–
8660	311	377	530	162	213	307	108	140	212	39	22	11	1	2	–	1	–	–
8690	1.841	2.020	1.777	736	912	813	924	991	912	179	108	47	1	8	4	1	1	1
8711	437	379	396	86	86	62	193	215	288	151	73	42	7	4	4	–	1	–
8712	49	62	76	5	9	11	29	43	55	14	9	10	1	1	–	–	–	–
8720	259	247	286	116	117	165	102	114	116	41	14	3	–	1	2	–	1	–
8730	343	331	266	111	100	70	151	186	177	75	39	15	6	6	4	–	–	–
8800	1.238	1.087	1.104	113	116	146	856	819	894	263	146	58	4	6	4	2	–	2
9001	105	75	59	6	3	5	45	44	42	52	24	9	2	3	3	–	1	–
9002	2	2	3	–	–	–	1	1	2	1	1	1	–	–	–	–	–	–
9003	2	5	6	–	1	–	1	3	3	1	1	2	–	–	–	–	–	1
9101	1	3	5	–	–	–	–	2	4	1	1	–	–	–	1	–	–	–
9102	8	8	3	2	3	–	4	3	3	2	2	–	–	–	–	–	–	–
9103	38	46	37	–	1	1	27	37	34	11	8	2	–	–	–	–	–	–
9200	5	8	18	–	–	–	4	6	17	1	2	1	–	–	–	–	–	–
9311	16	14	20	–	4	1	13	7	18	3	2	1	–	1	–	–	–	–
9312	623	582	528	24	33	28	345	374	425	241	153	67	13	20	5	–	2	3
9313	146	129	133	5	8	11	60	70	103	79	47	17	2	2	–	–	2	2
9319	110	87	56	2	5	4	65	57	46	42	23	6	1	2	–	–	–	–
9321	126	157	115	50	66	33	53	71	77	22	20	5	1	–	–	–	–	–
9329	174	154	130	17	21	5	93	101	108	62	31	16	2	1	1	–	–	–
9411	108	91	68	16	11	5	58	66	58	33	12	5	1	2	–	–	–	–
9412	224	177	150	34	53	32	80	87	98	69	20	8	40	16	12	1	1	–
9420	339	186	212	27	10	18	152	117	164	146	50	21	14	9	7	–	–	2
9430	2.260	2.212	2.196	319	473	541	1.204	1.319	1.491	703	375	138	34	42	23	–	3	3
9491	553	461	483	28	50	33	266	276	372	237	122	64	21	8	10	1	5	4
9492	2	540	354	–	1	–	1	3	2	1	536	352	–	–	–	–	–	–
9493	33	39	57	2	6	–	15	27	52	14	5	4	2	1	–	–	–	1
9499	488	450	518	53	54	98	286	307	382	138	79	32	10	7	6	1	3	–
9511	185	147	121	4	8	8	104	94	89	70	41	18	4	2	5	3	2	1
9512	70	74	60	2	4	4	48	56	52	17	13	4	3	–	–	–	1	–
9521	137	147	110	8	5	4	46	82	82	78	52	19	3	7	3	2	1	2
9529	174	161	96	6	6	2	83	101	66	80	49	22	4	4	6	1	1	–
9601	487	402	317	50	54	41	237	247	235	189	93	31	9	6	10	2	2	–
9602	191	143	129	9	8	9	80	87	99	98	44	17	3	3	4	1	1	–
9603	139	116	126	16	13	9	64	59	92	58	40	23	1	4	1	–	–	1
9609	105	92	73	2	4	1	39	45	62	59	39	7	5	3	3	–	1	–
9700	32	26	30	2	1	1	28	23	28	2	1	–	–	1	1	–	–	–
9900	11	8	7	1	–	1	6	4	6	4	4	–	–	–	–	–	–	–
Ignorado	6.406	50.429	37.884	105	115	128	1.039	1.161	1.214	3.998	47.815	35.838	1.252	1.315	685	12	23	19

Fonte: DATAPREV, CAT, SUB.

Nota: Os dados são preliminares, estando sujeitos a correções.

Capítulo 29 - Brasil e Grandes Regiões

29.5 - Quantidade de acidentes do trabalho liquidados, por consequência, segundo a Classificação Nacional de Atividades Econômicas (CNAE), na Região Sul - 2013/2015

(continua)

CNAE	QUANTIDADE DE ACIDENTES DO TRABALHO LIQUIDADOS																	
	Total			Consequência														
				Assistência Médica			Menos de 15 dias			Mais de 15 dias			Incapacidade Permanente			Óbito		
	2013	2014	2015	2013	2014	2015	2013	2014	2015	2013	2014	2015	2013	2014	2015	2013	2014	2015
TOTAL	**164.451**	**163.958**	**141.527**	**22.858**	**24.279**	**22.366**	**64.219**	**67.870**	**73.217**	**72.241**	**67.012**	**42.556**	**4.581**	**4.243**	**2.883**	**552**	**554**	**505**
0111	375	467	389	2	25	3	140	152	137	207	282	245	22	1	2	4	7	2
0112	8	228	207	–	–	–	6	3	5	2	225	202	–	–	–	–	–	–
0113	644	140	176	9	3	–	490	80	123	118	48	41	27	8	9	–	1	3
0114	1	2	7	–	–	–	1	–	1	–	2	6	–	–	–	–	–	–
0115	179	135	116	1	1	2	80	82	90	88	47	18	8	1	2	2	4	4
0116	23	14	5	–	–	–	6	10	5	16	4	–	–	–	–	1	–	–
0119	57	33	31	–	–	–	21	22	28	33	11	3	–	–	–	3	–	–
0121	21	1.254	915	–	1	–	9	27	17	11	1.225	898	1	–	–	–	1	–
0122	9	12	8	–	–	–	4	7	5	4	3	3	1	2	–	–	–	–
0131	13	13	7	–	–	–	4	7	4	7	6	3	2	–	–	–	–	–
0132	6	2	5	–	–	–	3	2	4	2	–	1	–	–	–	1	–	–
0133	426	189	206	17	23	26	118	109	148	268	42	26	22	13	6	1	2	–
0134	14	29	23	–	–	–	3	3	5	8	24	18	3	2	–	–	–	–
0139	27	156	130	1	–	–	12	21	14	12	133	114	2	2	1	–	–	1
0141	106	104	140	6	10	5	44	58	100	52	36	35	3	–	–	1	–	–
0142	6	3	6	–	–	–	2	1	2	4	2	4	–	–	–	–	–	–
0151	261	158	94	1	–	1	91	95	61	168	60	27	1	–	4	–	3	1
0152	13	9	10	–	–	–	6	6	6	7	3	4	–	–	–	–	–	–
0153	1	–	–	–	–	–	1	–	–	–	–	–	–	–	–	–	–	–
0154	161	118	131	9	9	15	67	86	107	80	19	8	4	4	1	1	–	–
0155	623	448	336	78	56	48	315	300	245	218	76	35	11	11	7	1	5	1
0159	10	2	3	–	–	–	2	–	2	8	2	1	–	–	–	–	–	–
0161	265	400	375	5	5	4	96	312	324	142	68	40	16	11	6	6	4	1
0162	100	90	82	1	1	–	33	50	66	56	34	13	10	5	–	–	–	3
0163	68	33	42	4	1	8	12	23	23	50	8	8	2	1	2	–	–	1
0210	554	308	306	66	59	36	193	152	199	274	85	58	20	10	7	1	2	6
0220	7	4	7	–	–	–	–	4	4	6	–	1	1	–	–	–	–	2
0230	204	152	206	30	50	55	73	58	110	91	38	29	8	6	9	2	–	3
0311	61	20	16	13	–	2	23	14	12	21	5	–	–	–	2	4	1	–
0312	–	7	1	–	–	–	–	–	–	–	7	1	–	–	–	–	–	–
0321	–	1	1	–	–	–	–	1	–	–	–	1	–	–	–	–	–	–
0322	4	4	2	–	–	–	–	4	1	4	–	1	–	–	–	–	–	–
0500	356	289	256	55	22	21	126	128	114	152	122	112	20	15	9	3	2	–
0600	12	6	2	8	4	1	–	2	1	4	–	–	–	–	–	–	–	–
0724	8	8	6	–	–	–	2	1	2	5	6	4	1	1	–	–	–	–
0810	300	279	267	20	17	19	100	141	187	162	92	52	16	18	8	2	11	1
0891	20	24	20	1	1	–	11	16	17	6	6	2	2	1	1	–	–	–
0892	9	5	3	–	–	–	3	3	1	6	2	2	–	–	–	–	–	–
0899	39	27	36	5	2	2	17	17	28	17	7	4	–	1	1	–	–	1
0910	20	12	4	7	9	3	2	3	–	9	–	–	1	–	1	1	–	–
0990	10	8	9	–	–	2	3	5	6	7	1	–	–	2	1	–	–	–
1011	1.039	831	768	74	87	88	515	538	589	422	176	76	26	28	14	2	2	1
1012	6.537	6.797	6.365	1.416	1.547	1.877	2.738	3.598	3.609	2.251	1.519	799	122	126	71	10	7	9
1013	636	594	484	23	69	87	328	354	336	269	163	53	15	8	6	1	–	2
1020	437	331	258	37	18	3	249	253	235	145	55	16	5	5	3	1	–	1
1031	53	32	36	–	1	2	9	15	24	44	15	10	–	–	–	–	1	–
1032	69	88	70	11	5	3	35	69	60	23	12	6	–	2	1	–	–	–
1033	44	50	32	–	7	6	20	30	22	21	13	3	2	–	1	1	–	–
1041	272	192	244	33	23	36	137	118	176	89	44	28	10	6	3	3	1	1
1042	6	6	5	1	–	–	3	3	4	2	3	1	–	–	–	–	–	–
1043	19	17	28	5	7	9	9	5	16	5	5	1	–	–	2	–	–	–
1051	181	119	136	20	18	13	95	65	102	61	35	16	4	1	3	1	–	2
1052	376	403	413	31	53	59	143	243	308	197	97	39	5	10	6	–	–	1
1053	42	33	40	–	3	2	8	17	27	32	13	11	2	–	–	–	–	–
1061	380	296	267	9	6	8	145	149	176	199	122	70	26	18	9	1	1	4
1062	262	175	174	33	26	29	131	103	118	90	37	22	7	9	3	1	–	2
1063	56	58	33	–	–	1	19	43	23	29	15	6	6	–	2	2	–	1
1064	66	40	20	–	–	3	26	24	14	38	14	2	2	2	1	–	–	–
1065	86	69	92	6	7	7	37	37	74	40	20	8	3	4	1	–	1	2
1066	508	409	457	23	38	64	269	252	327	191	105	53	20	10	10	5	4	3
1069	149	155	123	10	13	15	61	95	96	73	39	5	5	5	5	–	3	2
1071	879	484	396	13	1	3	416	289	330	420	158	36	26	34	25	4	2	2
1072	79	28	18	–	–	–	64	19	17	15	7	–	–	2	1	–	–	–
1081	33	11	9	–	1	–	10	5	7	20	5	–	2	–	2	1	–	–
1082	79	75	65	27	23	20	47	40	42	5	11	3	–	1	–	–	–	–
1091	668	473	393	29	43	23	213	244	287	415	176	78	10	9	5	1	1	–
1092	215	143	162	8	29	36	118	67	102	75	40	21	14	6	3	–	1	–
1093	356	243	164	39	16	15	160	140	110	152	80	33	5	6	5	–	1	1
1094	232	141	170	16	24	44	72	60	102	134	49	23	10	8	1	–	–	–
1095	35	12	7	7	–	–	9	5	5	19	5	2	–	2	–	–	–	–
1096	67	76	63	9	8	10	34	53	43	23	14	9	1	1	1	–	–	–
1099	649	465	370	158	92	55	249	255	264	225	104	42	14	11	8	3	3	1
1111	9	25	24	–	–	–	1	5	6	8	20	17	–	–	1	–	–	–
1112	86	111	86	5	11	7	50	71	65	28	28	12	2	–	2	1	1	–
1113	161	140	133	84	63	49	41	48	65	34	27	18	2	1	–	–	1	1
1121	43	31	20	3	1	2	16	21	14	23	8	4	1	1	–	–	–	–
1122	450	429	296	79	76	60	284	285	212	78	65	23	8	3	–	1	–	1
1210	177	154	151	19	32	20	108	97	122	50	18	9	–	7	–	–	–	–
1220	86	64	51	23	22	17	39	35	28	23	7	5	1	–	–	–	–	1

Capítulo 29 - Brasil e Grandes Regiões

29.5 - Quantidade de acidentes do trabalho liquidados, por consequência, segundo a Classificação Nacional de Atividades Econômicas (CNAE), na Região Sul - 2013/2015

(continuação)

CNAE	QUANTIDADE DE ACIDENTES DO TRABALHO LIQUIDADOS																	
	Total			Consequência														
				Assistência Médica			Menos de 15 dias			Mais de 15 dias			Incapacidade Permanente			Óbito		
	2013	2014	2015	2013	2014	2015	2013	2014	2015	2013	2014	2015	2013	2014	2015	2013	2014	2015
1311	223	155	126	7	6	3	110	114	97	102	31	19	4	3	6	–	1	1
1312	34	14	12	–	1	–	20	9	9	14	4	2	–	–	1	–	–	–
1313	90	62	50	2	–	3	44	36	34	39	21	12	4	5	1	1	–	–
1314	62	26	17	–	2	–	19	20	11	43	4	5	–	–	1	–	–	–
1321	139	87	60	16	27	20	56	25	27	60	25	8	7	9	5	–	1	–
1322	6	3	3	–	–	–	–	–	1	5	3	–	1	–	2	–	–	–
1323	50	54	45	1	2	4	22	29	36	27	22	5	–	1	–	–	–	–
1330	236	156	122	30	23	16	98	92	81	103	35	20	5	6	5	–	–	–
1340	650	463	344	30	72	45	349	285	245	257	90	43	12	15	11	2	1	–
1351	408	288	219	11	14	20	197	242	180	192	26	14	8	5	5	–	1	–
1352	27	12	17	–	3	2	14	7	14	12	1	1	1	1	–	–	–	–
1353	67	46	31	23	18	13	18	24	15	25	1	1	1	3	2	–	–	–
1354	85	81	71	1	5	5	44	44	53	38	29	9	1	3	4	1	–	–
1359	156	116	94	6	7	4	67	77	76	83	29	14	–	3	–	–	–	–
1411	149	69	48	6	11	3	37	34	34	100	19	8	6	5	3	–	–	–
1412	1.971	976	955	36	57	98	527	621	678	1.344	250	134	61	44	40	3	4	5
1413	60	24	26	2	1	4	22	17	20	34	6	2	2	–	–	–	–	–
1414	97	67	38	7	4	2	34	41	29	48	19	7	8	2	–	–	1	–
1421	11	5	1	–	–	–	2	2	1	9	3	–	–	–	–	–	–	–
1422	125	113	46	6	58	13	53	43	26	64	9	5	2	2	2	–	1	–
1510	356	314	210	4	9	2	154	200	151	183	87	44	13	17	11	2	1	2
1521	48	52	51	–	4	4	22	29	38	26	17	9	–	2	–	–	–	–
1529	41	27	25	1	2	–	12	11	17	27	11	4	1	3	4	–	–	–
1531	803	518	454	52	18	30	341	302	334	396	182	74	13	15	14	1	1	2
1532	43	19	21	1	4	2	21	7	18	21	8	1	–	–	–	–	–	–
1533	275	228	244	13	9	35	181	174	189	78	43	19	2	2	1	1	–	–
1539	65	37	31	1	2	3	32	24	24	32	10	4	–	1	–	–	–	–
1540	159	124	109	1	7	6	67	66	78	87	44	22	3	6	3	1	1	–
1610	1.481	1.032	944	83	79	74	423	408	571	889	460	242	78	78	50	8	7	7
1621	1.016	609	517	80	79	68	304	292	330	561	199	94	66	35	24	5	4	1
1622	603	441	366	15	13	12	162	215	259	382	176	73	43	36	20	1	1	2
1623	213	166	117	12	5	4	86	99	86	106	51	21	9	10	6	–	1	–
1629	329	224	208	2	2	10	74	114	131	231	92	52	22	14	15	–	2	–
1710	107	120	196	23	55	97	46	49	80	35	15	18	2	1	–	1	–	1
1721	547	548	560	89	134	168	226	277	331	218	117	55	14	16	5	–	4	1
1722	92	37	40	–	2	–	28	17	29	62	18	11	2	–	–	–	–	–
1731	239	167	165	14	36	28	102	62	94	114	56	35	8	13	7	1	–	1
1732	16	23	24	1	1	2	6	5	16	9	16	5	–	1	1	–	–	–
1733	269	203	164	9	20	21	128	112	109	127	61	27	5	10	7	–	–	–
1741	168	234	162	14	19	12	93	97	90	53	117	58	7	1	2	1	–	–
1742	138	78	84	10	19	9	74	41	60	54	13	11	–	5	3	–	–	1
1749	116	90	94	14	16	9	45	42	61	51	31	20	6	1	4	–	–	–
1811	48	74	52	–	2	4	25	26	41	23	45	7	–	1	–	–	–	–
1812	17	148	78	1	1	1	11	4	10	5	138	66	–	5	1	–	–	–
1813	218	176	128	10	22	11	105	97	101	94	51	14	9	6	2	–	–	–
1821	29	31	19	1	5	2	10	14	12	16	12	4	2	–	1	–	–	–
1822	28	21	12	–	–	–	9	10	10	17	9	2	2	2	–	–	–	–
1830	–	1	2	–	–	–	–	1	1	–	–	1	–	–	–	–	–	–
1910	10	51	35	–	–	–	4	13	9	5	37	25	1	1	1	–	–	–
1921	118	121	84	54	46	44	48	57	38	16	18	2	–	–	–	–	–	–
1922	17	18	14	–	–	–	9	12	12	7	5	1	1	1	1	–	–	–
1931	289	242	216	2	1	1	137	113	137	132	107	63	16	18	12	2	3	3
1932	37	38	51	4	3	4	26	23	36	5	12	11	1	–	–	1	–	–
2011	8	2	2	–	–	–	5	2	2	2	–	–	1	–	–	–	–	–
2012	3	–	1	2	–	1	1	–	–	–	–	–	–	–	–	–	–	–
2013	280	369	333	54	130	113	152	191	207	68	40	11	5	5	–	1	3	2
2014	6	8	12	2	–	1	3	7	7	1	1	3	–	–	–	–	–	1
2019	21	13	19	1	–	1	16	8	14	4	4	4	–	–	–	–	1	–
2021	33	64	33	26	39	13	6	3	4	1	20	16	–	2	–	–	–	–
2022	21	32	26	2	–	1	18	9	9	1	23	15	–	–	1	–	–	–
2029	71	87	89	13	17	18	36	54	56	20	15	13	2	1	–	–	–	2
2031	39	42	24	21	22	13	10	7	6	5	13	5	3	–	–	–	–	–
2032	17	9	7	1	–	–	15	7	7	1	1	–	–	–	–	–	1	–
2033	8	5	5	2	4	–	6	1	5	–	–	–	–	–	–	–	–	–
2040	8	20	12	–	–	–	3	5	7	5	15	5	–	–	–	–	–	–
2051	37	27	13	5	1	3	7	11	9	25	12	1	–	3	–	–	–	–
2052	12	7	4	1	–	–	4	4	3	6	3	1	–	–	–	1	–	–
2061	67	54	60	3	3	2	43	35	51	21	15	4	–	1	2	–	–	1
2062	32	22	17	1	1	1	16	12	14	14	8	2	1	1	–	–	–	–
2063	110	73	54	8	6	7	77	47	44	24	19	3	1	1	–	–	–	–
2071	132	157	122	6	14	4	90	123	106	35	17	9	1	3	2	–	–	1
2072	4	5	2	1	–	1	2	5	1	1	–	–	–	–	–	–	–	–
2073	8	21	3	–	1	–	5	16	3	3	4	–	–	–	–	–	–	–
2091	36	40	34	–	3	1	20	19	18	16	18	12	–	–	3	–	–	–
2092	53	56	45	6	6	5	30	40	37	17	9	2	–	1	–	–	–	1
2093	20	25	8	2	–	–	3	14	7	15	10	–	–	1	1	–	–	–
2094	–	1	3	–	–	–	–	1	3	–	–	–	–	–	–	–	–	–
2099	176	177	161	16	28	33	98	121	115	58	25	11	4	3	2	–	–	–
2110	11	8	8	2	–	–	7	4	6	2	4	2	–	–	–	–	–	–
2121	108	116	169	5	7	13	48	74	134	53	29	17	2	5	5	–	1	–
2122	15	12	26	4	–	2	8	8	21	1	3	2	2	1	1	–	–	–

Capítulo 29 - Brasil e Grandes Regiões

29.5 - Quantidade de acidentes do trabalho liquidados, por consequência, segundo a Classificação Nacional de Atividades Econômicas (CNAE), na Região Sul - 2013/2015

(continuação)

CNAE	QUANTIDADE DE ACIDENTES DO TRABALHO LIQUIDADOS																	
	Total			Consequência														
				Assistência Médica			Menos de 15 dias			Mais de 15 dias			Incapacidade Permanente			Óbito		
	2013	2014	2015	2013	2014	2015	2013	2014	2015	2013	2014	2015	2013	2014	2015	2013	2014	2015
2123	5	3	1	1	2	–	2	1	1	2	–	–	–	–	–	–	–	–
2211	209	149	123	52	59	53	80	52	52	77	37	14	–	1	4	–	–	–
2212	94	70	74	2	2	5	36	28	56	51	36	11	4	4	2	1	–	–
2219	338	403	275	48	39	23	179	206	148	103	148	98	8	9	3	–	1	3
2221	115	105	107	2	2	2	54	65	76	56	37	26	3	1	1	–	–	2
2222	1.078	879	830	46	66	69	561	590	653	436	202	105	30	21	3	5	–	–
2223	197	157	136	63	52	47	84	74	81	49	26	4	–	4	4	1	1	–
2229	1.470	1.248	874	104	100	47	765	789	657	563	323	136	33	33	28	5	3	6
2311	199	240	154	4	17	18	133	166	118	62	54	18	–	–	–	–	3	–
2312	1	4	2	–	–	–	–	1	2	1	3	–	–	–	–	–	–	–
2319	181	131	112	2	12	3	108	84	100	68	33	9	2	2	–	1	–	–
2320	92	76	62	56	44	32	22	21	23	14	10	7	–	1	–	–	–	–
2330	1.117	804	666	42	51	59	376	393	445	633	313	128	61	43	24	5	4	10
2341	32	19	15	–	4	–	3	7	11	24	4	1	3	4	3	2	–	–
2342	1.128	951	768	269	326	276	351	389	364	475	206	111	28	25	16	5	5	1
2349	92	50	70	–	1	2	37	28	58	52	20	7	2	1	3	1	–	–
2391	177	119	118	3	1	3	52	69	92	114	41	19	7	7	1	1	1	3
2392	25	31	18	–	–	–	15	23	15	10	6	2	–	1	1	–	1	–
2399	68	50	35	4	3	–	34	32	32	27	14	2	3	1	1	–	–	–
2412	1	3	1	–	–	–	–	1	–	1	2	1	–	–	–	–	–	–
2421	5	5	6	3	3	–	1	–	5	1	2	–	–	–	–	–	–	1
2422	5	10	8	2	3	3	1	2	4	2	5	1	–	–	–	–	–	–
2423	100	101	62	62	64	32	24	24	27	12	12	2	1	1	1	1	–	–
2424	37	40	26	1	1	2	14	23	18	21	14	6	1	2	–	–	–	–
2431	126	104	92	11	14	12	67	64	75	45	22	5	2	2	–	1	2	–
2439	18	37	28	–	1	1	8	31	22	9	4	3	1	1	1	–	–	1
2441	114	74	60	4	5	1	69	52	51	39	16	6	2	1	2	–	–	–
2442	1	–	1	–	–	–	–	–	–	1	–	1	–	–	–	–	–	–
2443	5	1	13	–	–	3	5	1	8	–	–	1	–	–	–	–	–	1
2449	76	67	37	4	3	–	32	41	28	37	18	8	3	3	1	–	2	–
2451	2.911	2.410	1.781	1.620	1.488	1.185	809	669	494	455	239	79	24	12	19	3	2	4
2452	107	104	90	4	2	6	51	60	64	51	37	20	1	5	–	–	–	–
2511	739	737	489	90	216	103	304	301	291	321	201	80	21	15	15	3	4	–
2512	521	379	358	11	23	11	194	202	260	300	138	71	13	15	14	3	1	2
2513	47	40	39	5	4	2	23	28	29	18	8	6	–	–	2	1	–	–
2521	93	64	61	–	2	2	41	31	40	49	28	15	3	3	1	–	–	3
2522	17	65	59	–	–	1	8	12	21	9	50	37	–	3	–	–	–	–
2531	183	128	101	16	11	8	116	79	67	48	38	26	3	–	–	–	–	–
2532	223	197	196	5	22	13	100	118	155	108	53	22	7	4	4	3	–	2
2539	481	473	287	24	47	14	225	280	209	226	136	60	6	10	4	–	–	–
2541	196	139	153	56	68	66	86	52	78	52	17	7	2	2	2	–	–	–
2542	184	132	145	1	4	6	66	79	101	111	44	32	6	4	6	–	1	–
2543	278	245	236	64	87	62	113	103	145	97	54	22	4	1	6	–	–	1
2550	297	181	140	42	29	18	209	128	115	45	22	7	1	2	–	–	–	–
2591	191	177	140	85	67	45	81	78	83	22	32	10	2	–	2	1	–	–
2592	198	167	124	6	9	10	103	109	92	87	43	18	2	3	1	–	3	3
2593	211	186	141	6	7	9	80	95	98	114	72	28	11	11	5	–	1	1
2599	995	771	590	93	68	65	471	471	434	412	208	73	19	24	16	–	–	2
2610	157	132	117	11	5	11	104	96	100	42	27	5	–	2	1	–	2	–
2621	76	60	42	13	6	8	47	43	33	15	11	–	1	–	1	–	–	–
2622	26	32	56	1	2	1	12	24	53	13	6	2	–	–	–	–	–	–
2631	13	9	13	–	1	4	8	7	8	5	1	1	–	–	–	–	–	–
2632	37	34	39	6	5	10	23	24	27	6	3	1	2	2	1	–	–	–
2640	104	56	59	9	2	4	51	28	46	44	25	8	–	1	1	–	–	–
2651	144	120	89	11	6	5	97	87	76	36	24	8	–	–	–	–	3	–
2652	1	1	2	–	–	–	–	1	2	1	–	–	–	–	–	–	–	–
2660	11	11	5	2	2	1	4	8	3	5	1	1	–	–	–	–	–	–
2670	9	4	1	–	–	–	2	3	1	7	1	–	–	–	–	–	–	–
2680	1	1	–	–	–	–	1	1	–	–	–	–	–	–	–	–	–	–
2710	514	399	264	24	19	12	320	293	222	164	82	28	4	4	2	2	1	–
2721	–	6	4	–	–	–	–	2	1	–	4	3	–	–	–	–	–	–
2722	115	117	97	3	2	1	50	69	75	58	39	18	4	3	2	–	4	1
2731	203	145	95	44	36	26	78	62	61	74	42	7	6	2	1	1	3	–
2732	80	77	50	7	7	2	51	60	43	21	10	4	–	–	1	1	–	–
2733	73	86	73	8	10	8	37	59	57	27	14	6	–	3	2	1	–	–
2740	70	40	40	–	4	1	20	28	33	50	6	5	–	2	1	–	–	–
2751	491	416	245	77	84	48	270	226	159	136	100	36	8	5	2	–	1	–
2759	105	66	64	3	11	19	62	48	37	39	7	5	1	–	3	–	–	–
2790	103	117	76	4	9	9	50	76	58	44	31	8	5	1	1	–	–	–
2811	17	37	25	–	–	2	10	11	10	6	26	13	–	–	–	1	–	–
2812	99	87	80	19	19	23	43	33	43	35	33	14	2	2	–	–	–	–
2813	92	59	57	4	3	4	48	39	42	39	15	10	1	1	1	–	1	–
2814	133	183	129	57	81	47	45	76	68	30	23	8	1	3	6	–	–	–
2815	57	55	44	4	6	1	17	27	28	34	21	14	1	1	–	1	–	1
2821	48	54	27	2	4	1	31	28	15	14	21	11	1	1	–	–	–	–
2822	344	258	218	33	25	37	174	137	155	129	89	24	8	6	–	–	1	2
2823	268	215	193	8	5	15	129	144	145	126	60	30	5	4	2	–	2	1
2824	62	68	41	30	38	16	24	20	23	7	8	2	1	2	–	–	–	–
2825	34	15	12	1	1	2	18	7	9	15	7	1	–	–	–	–	–	–
2829	400	359	288	25	48	25	201	224	212	166	82	43	8	5	7	–	–	1
2831	205	175	78	52	54	36	94	91	37	58	27	4	1	1	1	–	2	–

Capítulo 29 - Brasil e Grandes Regiões

29.5 - Quantidade de acidentes do trabalho liquidados, por consequência, segundo a Classificação Nacional de Atividades Econômicas (CNAE), na Região Sul - 2013/2015

(continuação)

CNAE	QUANTIDADE DE ACIDENTES DO TRABALHO LIQUIDADOS																	
	Total			Consequência														
				Assistência Médica			Menos de 15 dias			Mais de 15 dias			Incapacidade Permanente			Óbito		
	2013	2014	2015	2013	2014	2015	2013	2014	2015	2013	2014	2015	2013	2014	2015	2013	2014	2015
2832	3	3	5	–	–	–	2	1	4	1	2	1	–	–	–	–	–	–
2833	1.759	1.620	1.159	78	118	90	995	1.075	875	654	407	165	30	17	26	2	3	3
2840	185	179	174	30	56	52	89	95	108	60	26	13	6	2	1	–	–	–
2851	87	274	91	59	94	54	22	172	33	6	8	3	–	–	1	–	–	–
2852	13	5	6	–	–	1	4	4	4	8	1	–	1	–	1	–	–	–
2853	27	22	16	9	6	3	10	10	10	8	6	3	–	–	–	–	–	–
2854	35	44	46	5	4	5	17	23	33	13	14	7	–	3	1	–	–	–
2861	102	66	44	4	3	5	54	39	32	41	22	7	2	2	–	1	–	–
2862	241	230	166	8	11	11	131	155	139	98	57	15	3	6	1	1	1	–
2863	32	23	27	2	–	–	18	17	23	12	5	4	–	1	–	–	–	–
2864	44	33	24	2	–	–	15	27	20	27	6	4	–	–	–	–	–	–
2865	44	23	39	4	1	6	11	12	29	29	8	4	–	2	–	–	–	–
2866	37	29	11	–	–	1	26	22	7	11	6	3	–	1	–	–	–	–
2869	503	394	357	31	26	24	251	253	270	209	103	48	9	10	15	3	2	–
2910	897	550	363	577	323	251	249	176	104	63	37	5	8	12	3	–	2	–
2920	270	211	124	144	101	64	102	73	43	23	34	15	1	–	2	–	3	–
2930	1.561	1.277	1.051	131	94	88	873	925	875	534	237	71	21	20	13	2	1	4
2941	533	559	423	71	170	105	324	309	289	132	73	25	4	7	4	2	–	–
2942	228	293	247	70	146	129	90	106	97	67	40	20	1	1	1	–	–	–
2943	218	311	239	8	60	32	159	216	191	50	33	16	1	2	–	–	–	–
2944	108	69	50	6	8	3	47	42	40	53	18	6	2	–	1	–	1	–
2945	193	68	54	12	9	3	71	40	39	110	18	8	–	–	4	–	1	–
2949	1.002	778	553	132	105	72	527	540	422	321	124	53	18	7	6	4	2	–
2950	47	29	25	1	2	3	14	18	19	31	6	2	1	2	1	–	1	–
3011	827	675	518	529	447	275	169	163	202	125	59	38	1	5	1	3	1	2
3012	92	53	40	1	1	5	54	39	30	35	11	3	2	1	2	–	1	–
3031	–	2	6	–	–	1	–	2	3	–	–	2	–	–	–	–	–	–
3032	17	20	13	1	4	–	12	13	11	3	3	2	–	–	–	1	–	–
3091	21	11	6	–	1	–	7	2	3	13	8	1	–	–	2	1	–	–
3092	44	31	35	3	–	6	22	25	26	16	6	2	3	–	1	–	–	–
3099	30	23	16	–	1	1	8	7	11	22	11	3	–	4	–	–	–	1
3101	2.452	1.587	1.412	66	91	88	870	827	1.035	1.427	569	222	84	99	63	5	1	4
3102	307	298	194	13	10	19	160	188	148	128	92	22	6	8	4	–	–	1
3103	84	53	54	2	3	3	39	31	43	42	16	4	1	3	4	–	–	–
3104	176	151	82	2	7	3	100	109	62	67	29	13	6	5	3	1	1	1
3211	30	14	17	2	2	2	6	5	9	20	5	4	2	1	1	–	1	1
3212	2	11	8	–	–	–	1	2	2	1	9	6	–	–	–	–	–	–
3220	4	–	2	–	–	–	1	–	1	3	–	1	–	–	–	–	–	–
3230	29	91	86	–	2	–	14	18	9	14	70	77	1	1	–	–	–	–
3240	39	46	32	1	–	3	15	32	25	21	14	4	2	–	–	–	–	–
3250	220	131	137	19	14	15	93	87	107	99	26	11	7	4	3	2	–	1
3291	120	110	87	10	7	8	76	68	48	32	33	31	2	2	–	–	–	–
3292	88	76	50	2	–	2	38	56	39	44	13	7	2	5	2	2	2	–
3299	231	179	173	15	21	29	118	105	127	91	48	13	6	4	2	1	1	2
3311	22	38	21	1	4	2	6	21	14	14	12	4	1	1	1	–	–	–
3312	18	24	17	2	8	5	3	7	11	12	8	1	–	–	–	1	1	–
3313	18	20	21	1	2	2	6	12	11	10	6	8	1	–	–	–	–	–
3314	314	213	179	53	53	32	112	95	119	140	59	23	7	4	5	2	2	–
3315	10	13	10	1	4	3	7	4	6	2	5	1	–	–	–	–	–	–
3316	126	106	126	34	7	24	83	93	94	8	5	4	1	1	3	–	–	1
3317	40	88	39	7	52	3	19	27	35	12	9	1	1	–	–	1	–	–
3319	23	26	47	–	–	10	8	16	27	15	9	10	–	1	–	–	–	–
3321	106	48	54	15	4	5	36	28	38	52	15	10	3	–	1	–	1	–
3329	36	24	19	1	1	2	14	12	12	20	8	5	1	3	–	–	–	–
3511	171	298	254	39	37	63	86	126	94	44	126	92	1	5	2	1	4	3
3512	37	62	40	7	9	12	22	35	20	8	16	5	–	2	2	–	–	1
3513	1	1	–	1	–	–	–	–	–	–	1	–	–	–	–	–	–	–
3514	501	415	450	107	85	118	274	275	299	113	48	22	4	7	6	3	–	5
3520	6	9	6	2	3	3	3	5	2	1	1	–	–	–	1	–	–	–
3530	1	–	1	–	–	–	–	–	1	1	–	–	–	–	–	–	–	–
3600	957	888	793	218	234	179	597	556	566	136	83	44	4	13	4	2	2	–
3701	22	13	21	8	–	–	5	9	19	9	4	2	–	–	–	–	–	–
3702	77	38	27	22	9	4	30	16	17	21	9	5	3	3	1	1	1	–
3811	1.684	1.574	1.467	166	135	84	1.163	1.246	1.291	337	167	74	14	21	15	4	5	3
3812	35	15	9	5	2	1	17	8	6	12	5	1	1	–	1	–	–	–
3821	71	51	66	8	4	10	46	38	49	16	7	4	1	2	2	–	–	1
3822	24	27	27	7	7	10	15	17	13	1	3	3	1	–	1	–	–	–
3831	69	67	51	–	5	–	23	36	42	45	24	7	1	2	1	–	–	1
3832	122	87	63	8	–	3	37	46	40	67	37	16	10	4	4	–	–	–
3839	131	100	89	31	32	23	30	33	57	57	25	8	12	10	1	1	–	–
3900	5	4	4	2	1	2	1	2	1	2	1	1	–	–	–	–	–	–
4110	973	713	818	35	29	36	392	406	624	515	242	125	26	30	22	5	6	11
4120	4.310	3.038	2.544	221	198	132	1.560	1.626	1.820	2.298	995	436	204	200	137	27	19	19
4211	960	669	625	74	66	86	530	431	456	308	140	63	30	24	13	18	8	7
4212	204	204	155	72	82	61	77	88	72	51	31	14	4	3	4	–	–	4
4213	148	75	58	6	4	2	46	50	41	88	20	8	6	1	6	2	–	1
4221	799	904	803	124	82	38	427	382	375	229	420	374	12	11	9	7	9	7
4222	99	82	92	4	11	12	40	54	69	50	14	10	4	3	1	1	–	–
4223	2	77	46	–	5	2	1	20	13	1	52	30	–	–	1	–	–	–
4291	20	10	15	1	3	2	14	3	6	5	4	4	–	–	3	–	–	–
4292	251	286	249	56	119	106	79	92	115	107	67	24	9	7	4	–	1	–

Capítulo 29 - Brasil e Grandes Regiões

29.5 - Quantidade de acidentes do trabalho liquidados, por consequência, segundo a Classificação Nacional de Atividades Econômicas (CNAE), na Região Sul - 2013/2015

(continuação)

CNAE	QUANTIDADE DE ACIDENTES DO TRABALHO LIQUIDADOS																	
	Total			Consequência														
				Assistência Médica			Menos de 15 dias			Mais de 15 dias			Incapacidade Permanente			Óbito		
	2013	2014	2015	2013	2014	2015	2013	2014	2015	2013	2014	2015	2013	2014	2015	2013	2014	2015
4299	260	210	117	30	26	14	104	117	82	113	53	15	7	11	6	6	3	–
4311	9	12	12	1	–	2	1	6	9	6	6	1	1	–	–	–	–	–
4312	15	8	8	3	1	–	6	4	5	6	3	3	–	–	–	–	–	–
4313	211	191	134	9	13	5	63	100	77	120	61	33	17	13	11	2	4	8
4319	9	5	6	–	–	–	3	1	–	5	3	5	1	1	1	–	–	–
4321	474	433	355	34	48	38	166	228	238	256	134	56	14	20	17	4	3	6
4322	173	128	101	15	4	3	75	78	85	78	41	9	5	3	2	–	2	2
4329	182	108	100	17	16	12	97	58	78	59	30	9	6	2	1	3	2	–
4330	442	335	258	16	19	23	147	151	172	256	133	44	21	26	15	2	6	4
4391	173	116	100	14	5	5	76	79	80	76	25	9	7	5	6	–	2	–
4399	701	518	399	37	26	16	246	280	265	382	173	88	28	37	28	8	2	2
4511	627	578	468	38	24	36	342	397	344	235	131	75	10	21	9	2	5	4
4512	7	146	102	–	–	–	4	4	2	3	141	100	–	1	–	–	–	–
4520	669	430	380	20	19	19	212	202	269	406	189	83	28	19	8	3	1	1
4530	1.193	873	718	25	32	30	414	430	501	709	366	158	37	39	26	8	6	3
4541	133	125	88	2	2	3	40	49	52	88	66	31	2	8	2	1	–	–
4542	–	3	–	–	–	–	–	–	–	–	2	–	–	1	–	–	–	–
4543	10	11	7	–	–	–	5	3	4	5	8	3	–	–	–	–	–	–
4611	24	22	17	1	1	–	7	12	14	12	9	3	4	–	–	–	–	–
4612	4	3	3	–	–	–	1	1	2	1	2	1	2	–	–	–	–	–
4613	2	1	1	–	–	–	–	–	1	1	1	–	1	–	–	–	–	–
4614	4	7	7	1	5	–	1	2	5	2	–	1	–	–	1	–	–	–
4615	1	2	–	–	–	–	–	1	–	1	–	–	–	1	–	–	–	–
4616	7	1	5	–	–	–	1	–	5	6	1	–	–	–	–	–	–	–
4617	10	10	7	–	2	2	5	4	5	5	4	–	–	–	–	–	–	–
4618	6	5	6	1	1	1	1	2	5	3	1	–	1	1	–	–	–	–
4619	23	17	7	–	1	2	2	8	3	19	6	1	2	2	1	–	–	–
4621	3	1	3	–	–	–	1	–	2	2	1	1	–	–	–	–	–	–
4622	171	131	124	10	10	8	77	72	95	69	38	19	12	9	2	3	2	–
4623	580	469	411	19	35	42	297	292	315	244	121	37	15	16	9	5	5	8
4631	28	22	26	–	1	1	9	13	16	18	8	8	1	–	1	–	–	–
4632	336	235	217	40	35	38	145	109	135	138	78	32	9	7	10	4	6	2
4633	131	77	90	2	1	5	37	41	63	83	29	16	8	5	5	1	1	1
4634	160	113	105	4	4	5	71	82	79	74	21	16	9	4	3	2	2	2
4635	623	480	419	95	67	66	316	289	300	200	112	45	11	11	7	1	1	1
4636	32	16	15	7	5	6	16	8	7	8	3	2	–	–	–	1	–	–
4637	128	111	98	6	4	8	58	70	74	59	33	13	5	3	3	–	1	–
4639	280	199	177	12	6	12	106	109	123	154	73	36	5	7	3	3	4	3
4641	29	41	21	2	1	2	11	30	19	15	10	–	1	–	–	–	–	–
4642	40	54	46	2	5	–	16	27	35	22	20	11	–	1	–	–	1	–
4643	11	8	14	2	–	–	4	1	12	5	7	1	–	–	1	–	–	–
4644	122	68	96	9	4	6	55	42	73	56	20	17	2	2	–	–	–	–
4645	33	32	39	2	2	5	9	20	30	21	9	3	1	1	1	–	–	–
4646	41	25	28	4	4	5	19	12	17	17	9	5	–	–	–	1	–	1
4647	26	31	27	2	3	1	11	23	22	13	4	3	–	–	1	–	1	–
4649	161	115	108	9	11	7	77	67	83	71	32	15	4	3	1	–	2	2
4651	21	16	17	2	–	1	11	8	13	8	8	3	–	–	–	–	–	–
4652	10	17	11	–	–	–	6	13	10	4	4	1	–	–	–	–	–	–
4661	156	155	120	5	16	12	97	109	100	50	28	7	3	1	1	1	1	–
4662	11	19	7	2	–	1	4	13	5	4	5	1	1	1	–	–	–	–
4663	90	60	85	1	7	4	44	38	62	43	15	17	2	–	2	–	–	–
4664	12	13	10	1	3	2	6	8	8	4	2	–	1	–	–	–	–	–
4665	21	21	17	–	–	–	11	13	16	10	8	1	–	–	–	–	–	–
4669	49	38	42	3	–	2	25	27	26	18	9	14	3	2	–	–	–	–
4671	132	90	103	3	2	3	40	37	71	79	37	15	9	13	10	1	1	4
4672	104	118	74	8	4	6	50	78	56	44	32	10	1	3	2	1	1	–
4673	40	23	23	3	–	1	25	18	18	12	3	4	–	2	–	–	–	–
4674	4	5	5	2	5	1	1	–	2	1	–	2	–	–	–	–	–	–
4679	194	157	146	40	13	7	82	97	116	67	40	19	5	6	4	–	1	–
4681	59	40	52	10	6	5	21	21	37	26	11	8	2	1	1	–	1	1
4682	119	105	111	30	31	46	50	56	52	35	17	13	4	1	–	–	–	–
4683	145	101	81	3	6	9	70	65	64	68	29	7	3	1	1	1	–	–
4684	82	73	63	3	1	2	48	60	53	27	10	7	3	1	–	1	1	1
4685	123	80	85	8	17	9	72	41	63	42	17	13	1	5	–	–	–	–
4686	53	45	35	1	2	5	10	23	22	37	16	7	5	2	1	–	2	–
4687	281	201	164	5	10	12	120	111	100	144	66	38	11	10	11	1	4	3
4689	220	181	149	23	25	21	120	109	108	73	42	17	3	5	3	1	–	–
4691	143	132	147	6	30	12	87	78	113	49	21	21	1	2	–	–	1	1
4692	54	38	40	1	1	–	31	22	33	22	13	7	–	2	–	–	–	–
4693	174	162	149	3	7	7	100	112	131	68	40	10	2	2	–	1	1	1
4711	5.119	4.074	4.216	155	338	270	2.804	2.811	3.499	2.095	873	397	58	48	40	7	4	10
4712	484	271	249	7	9	9	130	124	175	316	114	51	30	22	13	1	2	1
4713	222	177	143	8	5	8	104	118	109	107	50	24	2	2	2	1	2	–
4721	324	224	193	2	8	4	82	115	132	229	78	39	11	22	18	–	1	–
4722	112	71	76	1	4	2	33	40	52	73	25	16	5	2	6	–	–	–
4723	91	60	52	1	–	2	19	24	39	67	28	8	4	8	3	–	–	–
4724	52	30	37	–	–	2	9	15	23	39	13	10	3	2	2	1	–	–
4729	203	166	142	8	7	9	73	90	106	109	64	25	12	5	2	1	–	–
4731	702	481	490	12	10	15	221	237	366	439	214	95	25	17	10	5	3	4
4732	12	9	9	1	–	–	5	7	9	6	2	–	–	–	–	–	–	–
4741	115	54	62	–	2	1	28	24	49	82	23	10	3	5	–	2	–	2

Capítulo 29 - Brasil e Grandes Regiões

29.5 - Quantidade de acidentes do trabalho liquidados, por consequência, segundo a Classificação Nacional de Atividades Econômicas (CNAE), na Região Sul - 2013/2015

(continuação)

CNAE	QUANTIDADE DE ACIDENTES DO TRABALHO LIQUIDADOS																	
	Total			Consequência														
				Assistência Médica			Menos de 15 dias			Mais de 15 dias			Incapacidade Permanente			Óbito		
	2013	2014	2015	2013	2014	2015	2013	2014	2015	2013	2014	2015	2013	2014	2015	2013	2014	2015
4742	148	117	107	4	5	6	56	59	76	80	41	21	7	8	2	1	4	2
4743	148	137	108	1	6	6	50	66	74	90	57	25	6	8	1	1	–	2
4744	1.676	1.223	1.031	39	60	66	477	581	671	1.072	505	244	75	67	44	13	10	6
4751	140	99	88	5	5	2	46	52	63	86	39	20	3	1	2	–	2	1
4752	63	59	66	5	4	1	14	27	45	43	24	16	–	1	4	1	3	–
4753	380	334	247	13	14	13	158	178	179	202	131	49	7	5	3	–	6	3
4754	396	276	249	12	6	10	141	146	176	228	110	51	13	14	12	2	–	–
4755	78	56	32	–	3	1	16	31	22	61	22	8	1	–	1	–	–	–
4756	3	3	3	–	–	–	2	2	1	1	1	–	–	–	1	–	–	1
4757	74	62	54	8	7	5	23	25	39	40	25	9	3	3	1	–	2	–
4759	168	128	131	7	7	7	61	66	94	94	53	24	6	2	6	–	–	–
4761	104	75	80	–	1	2	32	35	61	70	35	15	2	4	2	–	–	–
4762	8	2	–	–	–	–	2	–	–	6	2	–	–	–	–	–	–	–
4763	82	76	66	2	3	–	22	36	53	57	34	9	–	2	3	1	1	1
4771	530	448	462	103	50	108	195	264	298	221	130	47	10	4	5	1	–	4
4772	55	42	53	5	2	4	26	22	42	21	15	6	2	3	1	1	–	–
4773	29	26	18	5	3	3	17	22	11	7	–	3	–	1	1	–	–	–
4774	29	24	17	–	1	1	6	10	14	23	13	2	–	–	–	–	–	–
4781	581	402	394	22	41	27	172	208	280	367	139	78	18	13	9	2	1	–
4782	184	133	158	7	7	6	60	67	123	111	55	26	6	4	2	–	–	1
4783	32	21	16	4	–	–	7	10	12	19	11	3	2	–	1	–	–	–
4784	177	112	109	4	5	7	35	44	69	127	54	26	10	7	5	1	2	2
4785	21	11	5	1	–	–	11	7	3	9	4	2	–	–	–	–	–	–
4789	772	600	480	22	36	33	286	317	349	432	217	78	28	27	20	4	3	–
4911	183	182	154	68	102	79	78	63	73	35	17	1	2	–	–	–	–	1
4912	72	54	65	18	12	9	46	37	52	8	5	4	–	–	–	–	–	–
4921	1.193	1.135	1.378	23	25	26	529	829	1.204	596	228	111	42	50	31	3	3	6
4922	266	194	146	8	4	3	90	113	105	152	59	24	15	13	11	1	5	3
4923	21	22	16	–	–	3	10	16	11	11	6	2	–	–	–	–	–	–
4924	21	12	10	–	–	1	5	5	5	16	6	3	–	1	1	–	–	–
4929	87	59	63	2	2	5	17	29	38	65	24	14	3	4	4	–	–	2
4930	4.556	3.394	3.088	217	298	223	1.673	1.739	2.150	2.430	1.155	540	168	137	110	68	65	65
4940	30	24	21	25	22	17	3	2	4	2	–	–	–	–	–	–	–	–
4950	2	–	–	–	–	–	2	–	–	–	–	–	–	–	–	–	–	–
5011	3	1	2	1	–	–	–	–	1	2	1	–	–	–	1	–	–	–
5012	5	–	3	2	–	–	2	–	3	–	–	–	1	–	–	–	–	–
5021	37	29	20	5	3	3	18	16	13	13	7	2	–	2	1	1	1	1
5022	1	1	2	–	–	–	1	–	2	–	1	–	–	–	–	–	–	–
5030	32	35	28	2	2	–	19	6	12	10	22	15	1	5	1	–	–	–
5091	7	9	4	–	–	–	5	6	2	2	2	2	–	1	–	–	–	–
5099	1	1	–	–	–	–	–	–	–	1	1	–	–	–	–	–	–	–
5111	93	192	132	9	2	4	56	76	47	27	112	79	1	2	–	–	–	2
5112	4	20	11	1	–	–	2	2	1	1	18	10	–	–	–	–	–	–
5120	6	7	10	–	1	2	5	6	7	1	–	1	–	–	–	–	–	–
5211	460	432	386	51	54	33	250	265	288	147	104	53	9	7	9	3	2	3
5212	249	270	187	14	13	8	63	67	66	152	178	105	19	12	8	1	–	–
5221	138	155	147	17	23	12	99	110	112	21	18	19	–	1	1	1	3	3
5222	11	2	3	–	–	–	2	–	2	9	2	1	–	–	–	–	–	–
5223	116	87	85	11	7	5	56	55	72	47	24	6	2	1	2	–	–	–
5229	73	84	68	2	1	3	29	46	47	36	31	17	5	4	–	1	2	1
5231	281	270	227	60	44	43	182	195	168	37	27	15	–	2	–	2	2	1
5232	17	43	44	3	1	3	8	18	20	6	24	19	–	–	2	–	–	–
5239	8	9	3	–	3	–	6	4	3	1	2	–	1	–	–	–	–	–
5240	108	90	68	11	5	7	71	69	53	25	15	8	–	1	–	1	–	–
5250	297	191	92	140	75	27	99	88	52	54	24	10	4	2	2	–	2	1
5310	2.296	1.965	2.239	657	677	618	1.199	1.125	1.535	417	150	78	21	11	8	2	2	–
5320	287	209	154	2	10	3	73	78	109	195	114	38	14	6	3	3	1	1
5510	623	484	523	40	55	71	203	291	373	362	121	62	16	16	15	2	1	2
5590	33	12	16	4	1	–	11	3	9	18	6	7	–	2	–	–	–	–
5611	2.220	1.699	1.372	50	61	43	838	1.000	1.057	1.270	573	223	59	61	46	3	4	3
5612	18	10	7	–	1	–	5	5	4	13	4	2	–	–	1	–	–	–
5620	1.482	1.005	750	208	183	124	703	639	565	553	158	43	18	23	17	–	2	1
5811	12	5	6	5	4	1	3	–	3	4	1	2	–	–	–	–	–	–
5812	31	14	14	–	1	1	15	9	10	14	3	3	1	1	–	1	–	–
5813	3	3	5	–	1	–	2	2	3	1	–	1	–	–	–	–	–	1
5819	6	9	11	–	3	2	3	4	9	2	2	–	1	–	–	–	–	–
5821	55	48	25	5	3	2	43	41	22	4	3	1	3	1	–	–	–	–
5822	143	77	68	8	4	6	88	54	54	42	18	8	5	1	–	–	–	–
5823	9	5	3	–	–	–	5	4	3	4	1	–	–	–	–	–	–	–
5829	80	59	56	6	1	1	40	37	47	32	14	6	2	7	2	–	–	–
5911	6	4	3	1	–	1	4	3	1	1	1	1	–	–	–	–	–	–
5912	2	–	1	–	–	–	1	–	1	1	–	–	–	–	–	–	–	–
5914	15	12	11	–	1	2	6	9	7	9	2	2	–	–	–	–	–	–
5920	1	–	–	–	–	–	–	–	–	1	–	–	–	–	–	–	–	–
6010	15	34	25	2	4	–	6	8	14	6	22	11	1	–	–	–	–	–
6021	58	43	68	6	2	4	33	22	43	19	16	19	–	3	2	–	–	–
6022	3	3	7	1	–	–	1	–	–	1	3	7	–	–	–	–	–	–
6110	171	157	176	11	8	8	90	119	157	65	28	8	5	2	3	–	–	–
6120	49	37	88	2	2	2	28	23	77	17	11	8	2	–	–	–	1	1
6130	–	–	1	–	–	–	–	–	1	–	–	–	–	–	–	–	–	–
6141	55	69	7	1	1	1	36	49	4	18	18	2	–	1	–	–	–	–

Capítulo 29 - Brasil e Grandes Regiões

29.5 - Quantidade de acidentes do trabalho liquidados, por consequência, segundo a Classificação Nacional de Atividades Econômicas (CNAE), na Região Sul - 2013/2015

(continuação)

CNAE	QUANTIDADE DE ACIDENTES DO TRABALHO LIQUIDADOS																	
	Total			Consequência														
				Assistência Médica			Menos de 15 dias			Mais de 15 dias			Incapacidade Permanente			Óbito		
	2013	2014	2015	2013	2014	2015	2013	2014	2015	2013	2014	2015	2013	2014	2015	2013	2014	2015
6142	–	–	2	–	–	–	–	–	2	–	–	–	–	–	–	–	–	–
6190	52	57	63	1	3	6	22	29	43	23	22	13	5	2	–	1	1	1
6201	51	399	301	1	2	3	21	30	36	26	365	261	2	–	1	1	2	–
6202	28	24	29	1	3	3	16	16	24	11	5	2	–	–	–	–	–	–
6203	47	36	48	4	4	11	26	24	35	17	8	1	–	–	1	–	–	–
6204	33	30	23	2	8	2	23	21	20	8	1	1	–	–	–	–	–	–
6209	78	65	77	16	7	5	35	50	63	27	8	7	–	–	1	–	–	1
6311	73	109	60	7	14	11	39	50	28	25	42	19	2	3	2	–	–	–
6319	4	2	1	–	1	–	1	–	–	3	1	1	–	–	–	–	–	–
6391	2	–	1	–	–	–	–	–	1	2	–	–	–	–	–	–	–	–
6399	5	4	–	1	1	–	1	1	–	3	2	–	–	–	–	–	–	–
6421	263	246	195	101	125	125	71	64	57	91	56	11	–	1	1	–	–	1
6422	1.062	834	750	98	128	139	483	501	513	454	181	80	27	23	17	–	1	1
6423	103	63	76	7	10	20	52	46	53	41	4	3	2	2	–	1	1	–
6424	54	41	45	3	3	–	21	24	36	27	11	7	2	1	–	1	2	2
6431	2	2	8	–	–	4	2	2	3	–	–	1	–	–	–	–	–	–
6433	–	1	1	–	–	–	–	1	1	–	–	–	–	–	–	–	–	–
6434	2	2	1	2	–	–	–	1	1	–	1	–	–	–	–	–	–	–
6435	–	2	1	–	–	–	–	–	–	–	2	1	–	–	–	–	–	–
6436	16	10	11	1	5	6	9	3	5	6	2	–	–	–	–	–	–	–
6450	–	–	2	–	–	–	–	–	2	–	–	–	–	–	–	–	–	–
6461	–	2	6	–	–	1	–	1	5	–	1	–	–	–	–	–	–	–
6462	79	75	37	5	5	4	55	54	26	19	14	6	–	1	–	–	1	1
6463	8	1	4	–	–	1	4	–	2	4	1	1	–	–	–	–	–	–
6470	–	–	2	–	–	1	–	–	1	–	–	–	–	–	–	–	–	–
6491	1	1	–	–	1	–	1	–	–	–	–	–	–	–	–	–	–	–
6492	2	–	3	–	–	–	2	–	3	–	–	–	–	–	–	–	–	–
6493	10	6	5	–	–	1	3	3	3	6	1	1	1	2	–	–	–	–
6499	4	7	2	–	3	–	2	4	1	2	–	1	–	–	–	–	–	–
6511	33	17	13	5	5	–	19	9	12	8	3	1	–	–	–	1	–	–
6512	5	4	8	–	–	1	3	2	5	2	2	2	–	–	–	–	–	–
6520	3	2	–	–	–	–	3	1	–	–	–	–	–	–	–	–	1	–
6541	2	1	6	–	–	–	1	–	4	–	1	2	1	–	–	–	–	–
6542	5	–	–	2	–	–	2	–	–	1	–	–	–	–	–	–	–	–
6550	168	172	156	35	36	50	107	121	100	23	14	6	3	1	–	–	–	–
6611	–	–	1	–	–	–	–	–	–	–	–	1	–	–	–	–	–	–
6612	4	5	6	–	–	–	4	5	4	–	–	2	–	–	–	–	–	–
6613	4	27	22	–	2	1	1	1	3	3	24	18	–	–	–	–	–	–
6619	5	6	4	1	1	–	–	4	2	4	1	2	–	–	–	–	–	–
6621	–	2	4	–	–	–	–	–	1	–	2	3	–	–	–	–	–	–
6622	15	10	16	5	1	2	2	6	10	8	3	4	–	–	–	–	–	–
6629	3	7	3	–	1	–	1	4	2	2	2	1	–	–	–	–	–	–
6630	3	35	23	–	–	–	2	2	–	1	33	23	–	–	–	–	–	–
6810	138	85	83	5	6	8	53	49	57	69	23	13	9	6	5	2	1	–
6821	57	60	63	1	2	7	25	34	47	26	20	8	5	4	1	–	–	–
6822	46	48	41	5	3	3	17	29	26	23	14	9	1	2	2	–	–	1
6911	31	47	60	–	3	2	15	33	49	16	10	8	–	1	1	–	–	–
6912	30	16	17	1	2	1	12	10	13	16	4	2	–	–	1	1	–	–
6920	211	169	173	15	7	13	87	104	133	103	57	27	6	–	–	–	1	–
7010	2	5	1	–	–	–	2	2	–	–	3	1	–	–	–	–	–	–
7020	71	59	53	4	7	9	45	40	40	21	9	3	–	–	–	1	3	1
7111	15	12	7	1	–	–	2	5	5	11	6	1	1	1	1	–	–	–
7112	433	354	338	81	43	19	177	193	257	161	103	45	9	14	14	5	1	3
7119	28	20	13	2	5	2	8	5	9	17	6	–	–	4	1	1	–	1
7120	33	31	27	2	1	–	21	25	24	8	5	2	1	–	1	1	–	–
7210	83	88	73	18	21	24	43	50	40	21	15	9	1	1	–	–	1	–
7220	6	26	14	3	6	1	3	8	3	–	11	10	–	1	–	–	–	–
7311	12	42	32	–	–	–	7	4	2	5	38	30	–	–	–	–	–	–
7312	20	20	24	1	2	4	8	9	16	10	9	4	1	–	–	–	–	–
7319	81	63	69	3	2	3	34	39	53	43	18	13	1	4	–	–	–	–
7320	14	10	9	2	–	–	8	4	3	4	6	6	–	–	–	–	–	–
7410	5	6	6	–	1	–	2	5	5	2	–	1	1	–	–	–	–	–
7420	19	37	35	1	3	–	6	8	13	12	23	18	–	3	4	–	–	–
7490	68	41	45	5	7	8	26	23	28	36	10	6	–	1	3	1	–	–
7500	10	7	12	1	1	2	6	3	9	2	3	1	1	–	–	–	–	–
7711	43	44	41	1	3	3	16	27	35	25	10	2	–	3	1	1	1	–
7719	14	5	8	1	–	–	2	3	6	10	2	2	–	–	–	1	–	–
7721	3	3	1	–	–	–	1	1	1	2	2	–	–	–	–	–	–	–
7722	4	1	1	–	–	–	2	–	1	2	1	–	–	–	–	–	–	–
7723	26	18	25	1	–	1	5	7	17	19	9	3	1	2	4	–	–	–
7729	10	15	9	–	–	–	2	9	7	8	4	1	–	2	1	–	–	–
7731	7	2	3	–	–	–	1	1	1	6	1	1	–	–	1	–	–	–
7732	115	81	75	12	2	1	58	56	55	39	21	13	5	2	4	1	–	2
7733	6	11	11	1	–	–	4	5	3	1	6	7	–	–	1	–	–	–
7739	109	94	102	7	13	8	47	54	77	49	23	14	3	4	3	3	–	–
7740	14	9	4	2	4	–	8	4	4	4	1	–	–	–	–	–	–	–
7810	94	57	34	1	–	–	38	32	26	49	17	7	6	6	1	–	2	–
7820	539	379	358	27	37	28	221	234	280	263	90	34	23	14	14	5	4	2
7830	107	87	78	15	6	5	43	61	64	46	17	6	3	3	3	–	–	–
7911	33	32	30	–	2	1	13	17	20	18	11	8	2	2	1	–	–	–
7912	2	1	1	–	–	–	1	1	1	1	–	–	–	–	–	–	–	–

Capítulo 29 - Brasil e Grandes Regiões

29.5 - Quantidade de acidentes do trabalho liquidados, por consequência, segundo a Classificação Nacional de Atividades Econômicas (CNAE), na Região Sul - 2013/2015

(conclusão)

CNAE	QUANTIDADE DE ACIDENTES DO TRABALHO LIQUIDADOS																	
	Total			Consequência														
				Assistência Médica			Menos de 15 dias			Mais de 15 dias			Incapacidade Permanente			Óbito		
	2013	2014	2015	2013	2014	2015	2013	2014	2015	2013	2014	2015	2013	2014	2015	2013	2014	2015
7990	4	3	3	–	–	–	1	2	3	3	1	–	–	–	–	–	–	–
8011	1.001	747	676	47	39	39	393	392	485	519	274	126	37	31	20	5	11	6
8012	328	314	314	20	21	5	237	221	260	68	69	45	2	2	1	1	1	3
8020	155	166	164	3	14	9	71	102	127	78	48	24	2	1	3	1	1	1
8030	1	71	45	–	–	–	–	–	–	1	67	45	–	4	–	–	–	–
8111	209	156	157	9	5	15	63	89	109	134	61	28	3	1	5	–	–	–
8112	681	518	475	43	36	28	251	296	366	355	163	64	29	21	16	3	2	1
8121	1.467	849	681	122	143	123	573	495	455	717	169	63	52	41	40	3	1	–
8122	22	39	33	1	–	–	10	10	12	9	27	18	2	1	2	–	1	1
8129	233	209	193	19	27	41	91	131	127	115	44	18	7	7	7	1	–	–
8130	43	81	56	1	–	–	10	24	20	31	52	33	1	3	2	–	2	1
8211	401	294	257	32	54	31	216	162	191	141	66	28	12	8	4	–	4	3
8219	79	78	72	5	3	3	36	46	56	37	24	11	1	5	2	–	–	–
8220	233	167	156	21	6	8	107	108	138	102	51	10	3	2	–	–	–	–
8230	50	44	34	–	2	2	20	25	20	27	14	11	3	3	1	–	–	–
8291	64	128	112	3	6	4	24	30	44	37	89	60	–	3	4	–	–	–
8292	31	14	26	–	1	–	16	10	24	12	3	1	3	–	1	–	–	–
8299	523	341	341	58	50	65	212	186	224	235	87	39	14	17	8	4	1	5
8411	3.794	2.260	2.119	462	455	485	1.211	1.310	1.360	1.985	359	173	127	124	89	9	12	12
8412	216	63	47	13	15	4	28	30	38	174	16	2	1	2	2	–	–	1
8413	1	8	3	–	–	–	–	7	2	–	1	1	1	–	–	–	–	–
8422	4	4	6	1	–	–	1	3	4	2	1	2	–	–	–	–	–	–
8423	21	12	16	–	2	1	9	8	13	12	1	2	–	–	–	–	1	–
8424	18	18	13	1	–	4	4	12	6	13	5	3	–	1	–	–	–	–
8425	–	1	–	–	–	–	–	1	–	–	–	–	–	–	–	–	–	–
8430	10	10	6	1	1	–	7	8	5	2	1	1	–	–	–	–	–	–
8511	67	1.048	902	1	7	7	24	37	51	40	992	837	2	12	7	–	–	–
8512	69	76	91	1	5	8	33	47	69	33	21	14	2	2	–	–	1	–
8513	221	214	241	25	23	28	103	140	173	82	45	34	11	6	5	–	–	1
8520	232	240	212	8	24	17	80	154	177	138	59	15	5	3	3	1	–	–
8531	637	624	565	205	179	153	339	352	358	88	91	54	5	1	–	–	1	–
8532	293	325	321	35	36	51	181	230	229	73	54	37	3	5	4	1	–	–
8533	32	36	41	9	12	15	14	23	22	9	1	2	–	–	2	–	–	–
8541	22	26	25	–	3	1	9	16	23	13	7	1	–	–	–	–	–	–
8542	7	14	16	–	1	1	3	6	1	4	7	14	–	–	–	–	–	–
8550	21	12	12	4	–	–	11	10	11	5	2	1	1	–	–	–	–	–
8591	7	6	4	–	–	–	1	4	2	5	2	2	1	–	–	–	–	–
8592	4	–	3	–	–	–	2	–	3	2	–	–	–	–	–	–	–	–
8593	19	19	21	–	1	2	9	11	17	10	7	2	–	–	–	–	–	–
8599	298	308	313	44	60	54	134	175	224	114	63	27	5	8	7	1	2	1
8610	12.493	12.874	12.668	6.948	7.683	7.508	4.116	4.703	4.892	1.386	442	238	41	43	27	2	3	3
8621	98	125	95	31	72	41	56	44	51	11	9	3	–	–	–	–	–	–
8622	9	8	5	5	1	–	3	5	5	1	–	–	–	2	–	–	–	–
8630	462	395	445	141	158	180	234	211	250	84	24	14	3	2	1	–	–	–
8640	542	577	573	261	273	319	194	254	234	83	45	20	4	5	–	–	–	–
8650	38	62	69	6	14	37	18	39	30	12	8	2	2	1	–	–	–	–
8660	54	35	80	30	19	39	15	12	35	7	3	5	1	1	–	1	–	1
8690	325	302	241	193	183	152	96	103	83	35	14	6	1	2	–	–	–	–
8711	102	64	62	7	3	4	35	44	52	56	14	5	4	3	1	–	–	–
8712	3	7	4	1	4	1	–	1	3	2	2	–	–	–	–	–	–	–
8720	21	12	21	9	6	6	9	4	14	1	2	1	2	–	–	–	–	–
8730	105	107	109	10	16	21	59	71	73	30	19	13	5	1	2	1	–	–
8800	364	326	360	117	61	78	176	224	264	71	40	15	–	–	3	–	1	–
9001	16	16	7	–	1	–	4	10	1	12	5	5	–	–	1	–	–	–
9101	14	19	19	3	1	5	10	18	14	1	–	–	–	–	–	–	–	–
9102	–	2	2	–	–	–	–	2	2	–	–	–	–	–	–	–	–	–
9103	16	27	31	–	1	4	10	25	27	6	1	–	–	–	–	–	–	–
9200	1	2	–	–	–	–	–	–	–	1	1	–	–	1	–	–	–	–
9311	4	6	3	2	–	2	2	4	1	–	2	–	–	–	–	–	–	–
9312	221	139	135	4	3	13	100	87	99	107	47	20	9	2	3	1	–	–
9313	41	27	35	4	4	3	14	10	28	22	11	3	–	2	1	1	–	–
9319	28	10	27	–	–	1	6	3	16	22	7	9	–	–	1	–	–	–
9321	28	30	57	1	4	4	8	11	48	18	15	5	1	–	–	–	–	–
9329	57	30	31	6	2	–	12	16	23	38	9	6	1	1	1	–	2	1
9411	262	200	143	111	89	50	90	99	90	58	11	1	2	1	2	1	–	–
9412	215	143	127	28	34	28	103	83	74	72	22	23	12	3	2	–	1	–
9420	151	128	105	6	9	5	73	89	82	64	28	15	7	2	3	1	–	–
9430	671	480	480	69	75	55	231	259	358	347	116	48	24	30	18	–	–	1
9491	206	174	179	39	30	35	78	97	121	84	39	20	5	7	3	–	1	–
9492	2	95	59	–	–	–	–	–	–	2	95	59	–	–	–	–	–	–
9493	2	2	4	–	–	–	–	1	4	1	1	–	1	–	–	–	–	–
9499	161	195	194	43	57	49	61	96	123	51	33	19	5	7	2	1	2	1
9511	32	29	16	1	2	–	16	16	15	14	10	1	1	1	–	–	–	–
9512	8	16	8	–	–	–	5	7	5	2	9	3	1	–	–	–	–	–
9521	52	39	37	2	3	–	17	14	22	31	19	13	1	3	2	1	–	–
9529	48	36	30	3	2	1	17	18	21	25	16	6	3	–	2	–	–	–
9601	139	100	99	6	8	7	54	54	78	73	31	11	5	6	2	1	1	1
9602	31	19	16	1	3	1	8	8	12	20	8	2	2	–	1	–	–	–
9603	39	34	38	1	6	3	19	20	28	19	8	6	–	–	1	–	–	–
9609	38	27	28	–	–	1	11	9	19	26	15	7	1	3	1	–	–	–
9700	20	15	14	1	–	1	16	15	13	3	–	–	–	–	–	–	–	–
9900	1	1	–	–	–	–	1	–	–	–	1	–	–	–	–	–	–	–
Ignorado	12.174	35.169	26.761	11	17	12	308	313	375	10.981	33.979	25.837	862	852	531	12	8	6

Fonte: DATAPREV, CAT, SUB.

Nota: Os dados são preliminares, estando sujeitos a correções.

Capítulo 29 - Brasil e Grandes Regiões

29.6 - Quantidade de acidentes do trabalho liquidados, por consequência, segundo a Classificação Nacional de Atividades Econômicas (CNAE), na Região Centro-Oeste - 2013/2015

(continua)

CNAE	QUANTIDADE DE ACIDENTES DO TRABALHO LIQUIDADOS																	
	Total			Consequência														
				Assistência Médica			Menos de 15 dias			Mais de 15 dias			Incapacidade Permanente			Óbito		
	2013	2014	2015	2013	2014	2015	2013	2014	2015	2013	2014	2015	2013	2014	2015	2013	2014	2015
TOTAL	**53.215**	**52.373**	**45.957**	**6.815**	**6.694**	**6.634**	**23.607**	**24.663**	**27.289**	**21.502**	**19.676**	**10.977**	**994**	**980**	**782**	**297**	**360**	**275**
0111	153	210	171	4	3	6	96	102	91	48	100	69	2	–	1	3	5	4
0112	98	450	349	1	1	3	73	81	63	20	367	280	2	1	2	2	–	1
0113	544	468	296	63	82	41	322	297	223	151	77	23	6	10	6	2	2	3
0114	1	–	–	–	–	–	1	–	–	–	–	–	–	–	–	–	–	–
0115	940	903	814	31	23	26	583	680	706	299	179	66	15	5	4	12	16	12
0116	18	22	6	3	2	–	8	18	6	7	1	–	–	–	–	–	1	–
0119	34	29	27	–	1	1	25	23	23	8	5	1	–	–	–	1	–	2
0121	12	246	178	1	–	–	8	8	9	3	238	169	–	–	–	–	–	–
0122	10	1	4	1	–	–	5	1	2	3	–	1	–	–	–	1	–	1
0131	3	10	12	–	–	–	1	6	12	2	4	–	–	–	–	–	–	–
0132	1	1	1	–	–	–	–	–	1	1	1	–	–	–	–	–	–	–
0133	3	2	2	1	1	–	–	1	2	2	–	–	–	–	–	–	–	–
0134	5	11	12	–	–	–	2	1	6	3	10	6	–	–	–	–	–	–
0139	24	42	32	–	–	–	12	6	10	11	36	20	–	–	1	1	–	1
0141	552	478	618	20	12	16	314	296	492	212	161	104	–	4	–	6	5	6
0142	5	5	6	–	–	–	5	4	6	–	1	–	–	–	–	–	–	–
0151	1.226	968	791	9	13	14	565	599	626	641	338	144	5	4	3	6	14	4
0152	6	6	5	–	–	–	2	3	5	3	2	–	–	–	–	1	1	–
0153	1	4	1	–	–	–	1	1	1	–	2	–	–	–	–	–	1	–
0154	33	41	38	2	3	–	19	29	32	12	9	4	–	–	1	–	–	1
0155	108	104	88	11	10	8	64	74	66	30	17	12	2	1	1	1	2	1
0159	4	6	5	–	–	–	2	2	3	2	4	1	–	–	–	–	–	1
0161	248	168	293	46	17	8	110	88	245	88	50	30	2	5	5	2	8	5
0162	95	83	76	–	1	–	51	50	57	39	30	15	3	2	2	2	–	2
0163	18	19	18	2	1	1	9	11	14	7	7	3	–	–	–	–	–	–
0210	145	107	113	64	31	53	37	52	52	41	23	5	2	–	1	1	1	2
0220	37	47	24	3	2	–	10	28	18	23	12	4	1	1	2	–	4	–
0230	126	60	58	65	11	11	31	33	41	29	14	5	–	1	1	1	1	–
0311	–	–	1	–	–	–	–	–	1	–	–	–	–	–	–	–	–	–
0312	–	1	–	–	–	–	–	–	–	–	1	–	–	–	–	–	–	–
0322	11	7	14	–	–	–	5	5	12	5	1	2	–	–	–	1	1	–
0600	1	2	–	–	2	–	–	–	–	–	–	–	1	–	–	–	–	–
0710	28	21	16	17	15	12	4	2	3	6	1	1	–	3	–	1	–	–
0721	–	1	–	–	–	–	–	1	–	–	–	–	–	–	–	–	–	–
0723	1	2	3	–	–	–	–	1	2	1	–	–	–	1	–	–	–	1
0724	104	62	72	58	36	51	19	15	17	25	10	3	1	1	1	1	–	–
0729	64	56	32	40	51	28	13	2	2	9	3	2	1	–	–	1	–	–
0810	142	134	106	3	6	–	63	65	89	70	56	14	3	5	2	3	2	1
0891	101	63	50	38	7	8	40	36	38	23	18	3	–	1	–	–	1	1
0893	1	1	–	–	–	–	–	1	–	1	–	–	–	–	–	–	–	–
0899	51	72	33	22	18	9	18	41	22	10	8	2	1	1	–	–	4	–
0910	–	3	1	–	3	1	–	–	–	–	–	–	–	–	–	–	–	–
0990	–	9	4	–	6	4	–	2	–	–	1	–	–	–	–	–	–	–
1011	2.643	2.048	2.034	722	531	580	1.078	1.199	1.305	825	290	122	15	23	19	3	5	8
1012	1.723	1.482	1.294	836	894	716	478	401	472	395	175	97	11	10	4	3	2	5
1013	168	98	64	26	4	2	68	60	51	73	29	11	–	3	–	1	2	–
1020	37	9	8	3	–	–	20	7	8	14	2	–	–	–	–	–	–	–
1031	28	33	54	4	15	25	10	14	23	14	4	6	–	–	–	–	–	–
1032	99	55	70	10	12	2	40	22	45	44	21	21	5	–	2	–	–	–
1033	12	7	6	–	–	–	6	5	6	6	2	–	–	–	–	–	–	–
1041	199	208	142	33	46	31	96	117	93	67	42	12	3	1	4	–	2	2
1042	57	59	61	14	15	15	30	35	40	11	8	2	1	1	2	1	–	2
1043	3	2	4	–	–	–	3	1	3	–	1	1	–	–	–	–	–	–
1051	26	27	18	–	–	–	14	18	12	12	9	6	–	–	–	–	–	–
1052	184	179	213	9	23	54	95	85	135	79	64	23	1	5	1	–	2	–
1053	32	15	19	–	–	–	19	10	17	13	5	2	–	–	–	–	–	–
1061	46	38	34	–	1	1	22	15	24	23	17	9	–	4	–	1	1	–
1062	26	37	30	2	1	1	8	21	26	16	15	3	–	–	–	–	–	–
1063	8	2	2	–	–	–	–	1	1	8	1	–	–	–	1	–	–	–
1064	14	12	5	–	–	–	6	7	4	8	5	1	–	–	–	–	–	–
1065	25	19	19	–	–	–	8	10	15	17	7	4	–	2	–	–	–	–
1066	135	120	155	13	11	8	51	69	126	65	35	16	5	2	3	1	3	2
1069	23	16	26	–	1	1	9	8	21	12	7	4	2	–	–	–	–	–
1071	1.021	721	813	153	170	260	672	455	500	185	82	42	6	11	10	5	3	1
1072	8	1	2	–	–	–	2	1	1	6	–	1	–	–	–	–	–	–
1081	24	12	13	1	1	–	10	7	10	10	1	3	3	2	–	–	1	–
1091	165	114	140	2	5	1	66	70	116	95	38	21	2	1	2	–	–	–
1092	297	297	158	244	251	136	29	40	19	24	5	2	–	1	1	–	–	–
1093	7	1	2	–	–	–	3	–	1	4	1	–	–	–	1	–	–	–
1094	10	18	10	–	1	1	6	12	5	3	5	4	1	–	–	–	–	–
1095	31	28	29	14	12	10	7	10	17	10	6	2	–	–	–	–	–	–
1096	20	24	15	–	–	–	8	16	12	12	8	3	–	–	–	–	–	–
1099	81	69	52	–	1	1	40	40	39	40	26	12	1	2	–	–	–	–

Capítulo 29 - Brasil e Grandes Regiões

29.6 - Quantidade de acidentes do trabalho liquidados, por consequência, segundo a Classificação Nacional de Atividades Econômicas (CNAE), na Região Centro-Oeste - 2013/2015

(continuação)

CNAE	QUANTIDADE DE ACIDENTES DO TRABALHO LIQUIDADOS																	
	Total			Consequência														
				Assistência Médica			Menos de 15 dias			Mais de 15 dias			Incapacidade Permanente			Óbito		
	2013	2014	2015	2013	2014	2015	2013	2014	2015	2013	2014	2015	2013	2014	2015	2013	2014	2015
1111	–	14	11	–	–	–	–	–	5	–	14	6	–	–	–	–	–	–
1112	–	1	2	–	–	–	–	–	1	–	1	1	–	–	–	–	–	–
1113	136	83	65	64	31	15	53	35	44	19	14	5	–	1	–	–	2	1
1121	23	37	44	–	2	–	12	26	34	11	9	9	–	–	–	–	–	1
1122	294	243	211	27	36	28	181	163	165	84	40	15	1	1	2	1	3	1
1210	1	–	–	–	–	–	–	–	–	1	–	–	–	–	–	–	–	–
1220	–	2	–	–	–	–	–	1	–	–	–	–	–	1	–	–	–	–
1311	49	55	44	–	1	1	21	42	34	23	10	9	5	–	–	–	2	–
1312	2	–	–	–	–	–	–	–	–	2	–	–	–	–	–	–	–	–
1313	–	1	–	–	–	–	–	–	–	–	–	–	–	1	–	–	–	–
1321	41	13	5	2	–	–	26	8	5	13	5	–	–	–	–	–	–	–
1323	8	14	15	–	–	2	4	11	11	3	3	1	1	–	1	–	–	–
1340	8	8	5	–	–	–	6	6	5	1	2	–	1	–	–	–	–	–
1351	16	23	23	–	–	–	4	8	17	12	15	6	–	–	–	–	–	–
1352	5	6	3	–	1	–	1	3	3	4	2	–	–	–	–	–	–	–
1354	7	3	7	–	–	–	3	–	5	4	3	1	–	–	1	–	–	–
1359	29	24	16	–	–	–	18	20	12	9	4	3	2	–	1	–	–	–
1411	54	27	23	–	–	–	20	12	18	33	14	5	1	1	–	–	–	–
1412	202	97	82	2	1	1	70	54	59	126	40	17	4	2	3	–	–	2
1413	46	18	11	2	2	2	8	9	8	34	6	1	2	–	–	–	1	–
1414	9	9	13	–	–	1	5	3	10	4	6	2	–	–	–	–	–	–
1422	69	42	37	–	2	5	60	38	29	9	2	3	–	–	–	–	–	–
1510	218	163	138	24	19	20	90	100	99	100	41	15	4	2	1	–	1	3
1521	5	4	1	–	1	–	3	–	1	2	3	–	–	–	–	–	–	–
1529	7	4	5	–	–	2	1	2	–	6	2	3	–	–	–	–	–	–
1531	12	4	6	–	–	–	4	1	6	7	3	–	1	–	–	–	–	–
1532	8	7	2	–	–	–	6	3	–	2	4	2	–	–	–	–	–	–
1533	15	11	14	–	–	–	6	4	10	9	6	4	–	1	–	–	–	–
1539	17	7	3	–	–	–	13	6	3	4	1	–	–	–	–	–	–	–
1540	1	6	1	–	–	–	–	4	1	1	2	–	–	–	–	–	–	–
1610	428	327	259	16	7	10	127	138	181	258	173	51	24	7	14	3	2	3
1621	51	33	23	–	1	–	8	18	21	42	14	2	1	–	–	–	–	–
1622	41	26	27	–	–	1	15	12	24	22	11	2	4	3	–	–	–	–
1623	10	14	9	–	–	–	2	3	4	7	11	4	1	–	1	–	–	–
1629	40	32	20	–	2	2	14	14	16	23	15	2	2	–	–	1	1	–
1710	105	110	115	69	59	62	20	34	42	13	17	9	1	–	1	2	–	1
1721	41	45	32	15	20	15	16	15	15	8	10	2	2	–	–	–	–	–
1731	14	15	18	–	–	–	4	11	15	10	4	3	–	–	–	–	–	–
1733	13	2	8	4	2	3	4	–	4	5	–	1	–	–	–	–	–	–
1741	26	25	58	1	1	1	15	9	51	10	15	4	–	–	1	–	–	1
1742	135	165	197	–	1	6	73	115	181	62	49	10	–	–	–	–	–	–
1749	19	63	45	1	3	1	15	48	37	3	11	7	–	1	–	–	–	–
1811	20	16	11	–	–	1	10	7	9	10	9	1	–	–	–	–	–	–
1812	–	18	10	–	–	–	–	–	–	–	18	10	–	–	–	–	–	–
1813	43	40	22	–	1	1	16	19	15	24	20	4	3	–	2	–	–	–
1821	11	7	6	–	–	–	4	3	4	7	4	2	–	–	–	–	–	–
1822	5	5	3	–	1	–	1	4	3	3	–	–	1	–	–	–	–	–
1910	–	2	2	–	–	–	–	–	–	–	2	2	–	–	–	–	–	–
1921	9	7	2	5	3	1	3	2	1	1	1	–	–	–	–	–	1	–
1922	–	1	4	–	–	–	–	1	2	–	–	2	–	–	–	–	–	–
1931	1.681	1.401	1.117	257	292	236	956	866	752	445	215	109	12	20	17	11	8	3
1932	43	35	24	4	5	–	30	19	22	9	10	2	–	1	–	–	–	–
2012	4	1	2	3	1	2	1	–	–	–	–	–	–	–	–	–	–	–
2013	71	112	112	5	5	14	42	86	93	21	19	5	3	–	–	–	2	–
2014	2	–	–	–	–	–	1	–	–	1	–	–	–	–	–	–	–	–
2019	11	6	–	8	5	–	2	–	–	1	1	–	–	–	–	–	–	–
2021	–	4	3	–	–	–	–	–	1	–	4	2	–	–	–	–	–	–
2022	–	3	1	–	–	–	–	–	–	–	3	1	–	–	–	–	–	–
2029	5	5	2	–	–	–	3	–	1	2	5	1	–	–	–	–	–	–
2031	2	5	4	–	–	–	–	–	–	2	5	4	–	–	–	–	–	–
2033	–	1	–	–	–	–	–	1	–	–	–	–	–	–	–	–	–	–
2040	–	9	4	–	–	–	–	–	–	–	9	4	–	–	–	–	–	–
2051	1	–	1	–	–	–	1	–	1	–	–	–	–	–	–	–	–	–
2052	1	1	2	–	–	–	1	1	2	–	–	–	–	–	–	–	–	–
2061	30	36	22	14	14	5	10	20	13	6	2	2	–	–	2	–	–	–
2062	20	13	10	–	1	–	8	7	7	10	4	2	–	1	1	2	–	–
2063	16	16	13	–	1	–	7	9	10	8	6	3	–	–	–	1	–	–
2071	24	25	20	–	–	–	14	16	18	10	9	2	–	–	–	–	–	–
2073	3	–	5	–	–	–	1	–	5	1	–	–	–	–	–	1	–	–
2091	–	4	5	–	–	–	–	–	–	–	4	5	–	–	–	–	–	–
2092	1	2	–	–	–	–	1	1	–	–	1	–	–	–	–	–	–	–
2093	6	–	6	2	–	–	4	–	5	–	–	1	–	–	–	–	–	–
2099	29	40	23	16	20	7	7	15	12	6	4	2	–	–	2	–	1	–
2110	6	4	4	–	–	–	4	1	3	2	2	1	–	–	–	–	1	–
2121	205	230	192	4	3	4	147	178	164	53	44	23	–	3	1	1	2	–

Capítulo 29 - Brasil e Grandes Regiões

29.6 - Quantidade de acidentes do trabalho liquidados, por consequência, segundo a Classificação Nacional de Atividades Econômicas (CNAE), na Região Centro-Oeste - 2013/2015

(continuação)

CNAE	QUANTIDADE DE ACIDENTES DO TRABALHO LIQUIDADOS																	
	Total			Consequência														
				Assistência Médica			Menos de 15 dias			Mais de 15 dias			Incapacidade Permanente			Óbito		
	2013	2014	2015	2013	2014	2015	2013	2014	2015	2013	2014	2015	2013	2014	2015	2013	2014	2015
2122	4	4	5	–	–	1	2	3	3	1	1	1	1	–	–	–	–	–
2123	1	1	–	–	–	–	1	1	–	–	–	–	–	–	–	–	–	–
2211	–	7	3	–	–	–	–	–	1	–	7	1	–	–	–	–	–	1
2212	53	32	28	3	1	–	17	19	16	33	9	12	–	3	–	–	–	–
2219	8	64	67	–	–	1	4	10	7	4	54	59	–	–	–	–	–	–
2221	14	16	21	–	–	–	10	12	16	4	4	3	–	–	2	–	–	–
2222	202	183	143	9	10	8	93	118	114	98	50	17	2	3	3	–	2	1
2223	17	10	16	4	1	–	9	7	14	3	2	2	–	–	–	1	–	–
2229	84	83	52	–	3	2	45	41	45	36	38	4	2	1	1	1	–	–
2311	83	68	60	–	1	2	58	47	50	24	18	7	1	1	1	–	1	–
2319	7	2	4	–	–	1	3	1	3	4	1	–	–	–	–	–	–	–
2320	65	55	53	17	15	17	35	30	31	12	6	3	1	3	1	–	1	1
2330	310	252	165	12	6	12	115	134	127	171	97	20	9	10	4	3	5	2
2341	13	9	7	–	–	–	–	2	3	12	7	4	1	–	–	–	–	–
2342	243	166	133	10	2	10	112	93	90	114	67	23	5	4	8	2	–	2
2349	10	16	8	–	–	–	2	7	4	8	9	4	–	–	–	–	–	–
2391	45	31	28	–	1	–	16	15	20	29	15	8	–	–	–	–	–	–
2392	1	2	3	–	–	–	1	2	2	–	–	1	–	–	–	–	–	–
2399	6	6	6	3	1	1	1	4	5	2	1	–	–	–	–	–	–	–
2411	17	20	10	–	–	–	7	10	8	9	8	–	1	2	1	–	–	1
2412	76	69	47	57	57	37	12	5	7	6	7	3	1	–	–	–	–	–
2421	–	1	–	–	–	–	–	–	–	–	–	–	–	1	–	–	–	–
2422	50	30	25	6	2	7	40	25	17	4	3	1	–	–	–	–	–	–
2423	27	13	10	21	7	6	4	4	3	2	2	1	–	–	–	–	–	–
2424	16	16	13	–	1	–	6	6	9	10	9	4	–	–	–	–	–	–
2431	14	7	1	1	2	–	10	4	1	3	1	–	–	–	–	–	–	–
2439	1	–	–	–	–	–	–	–	–	1	–	–	–	–	–	–	–	–
2441	10	10	10	–	–	–	7	6	9	3	4	1	–	–	–	–	–	–
2442	1	–	–	–	–	–	–	–	–	–	–	–	1	–	–	–	–	–
2443	6	4	5	–	–	–	5	1	5	1	3	–	–	–	–	–	–	–
2449	1	–	2	–	–	–	1	–	–	–	–	2	–	–	–	–	–	–
2451	9	5	4	–	–	1	–	3	3	9	1	–	–	1	–	–	–	–
2452	2	6	5	–	–	–	1	1	2	1	5	3	–	–	–	–	–	–
2511	217	168	115	13	5	5	107	96	82	91	61	24	6	5	4	–	1	–
2512	151	94	99	2	7	21	58	41	66	85	45	12	5	1	–	1	–	–
2513	4	1	1	–	–	–	3	–	1	1	1	–	–	–	–	–	–	–
2521	8	11	6	–	–	–	3	4	5	4	7	1	1	–	–	–	–	–
2522	3	8	4	–	–	–	–	2	1	3	6	3	–	–	–	–	–	–
2531	1	–	–	–	–	–	1	–	–	–	–	–	–	–	–	–	–	–
2532	28	26	19	1	–	–	10	13	17	17	13	2	–	–	–	–	–	–
2539	49	36	42	2	2	1	21	14	28	26	19	11	–	1	2	–	–	–
2542	28	33	13	–	1	–	6	15	10	20	15	3	2	2	–	–	–	–
2543	11	9	4	–	1	–	2	4	4	8	4	–	1	–	–	–	–	–
2591	24	22	28	6	7	4	14	14	23	4	1	1	–	–	–	–	–	–
2592	20	22	12	–	–	1	10	15	7	9	7	2	–	–	2	1	–	–
2593	10	3	8	–	–	–	5	2	6	5	1	1	–	–	–	–	–	1
2599	98	67	60	6	1	3	44	36	43	45	30	11	3	–	3	–	–	–
2610	–	1	1	–	–	–	–	–	1	–	1	–	–	–	–	–	–	–
2631	–	–	2	–	–	–	–	–	2	–	–	–	–	–	–	–	–	–
2640	6	2	1	–	–	–	3	1	–	3	1	1	–	–	–	–	–	–
2651	4	2	2	–	–	–	1	1	2	3	1	–	–	–	–	–	–	–
2660	11	12	–	–	1	–	10	8	–	1	3	–	–	–	–	–	–	–
2710	29	12	17	–	–	1	13	10	13	16	2	2	–	–	1	–	–	–
2721	–	1	2	–	–	–	–	–	–	–	1	2	–	–	–	–	–	–
2722	2	2	3	1	–	–	–	–	3	1	2	–	–	–	–	–	–	–
2731	14	28	17	2	1	–	9	20	12	3	6	4	–	–	1	–	1	–
2732	1	2	2	–	–	–	1	1	2	–	1	–	–	–	–	–	–	–
2733	12	10	7	–	–	–	5	6	7	7	3	–	–	1	–	–	–	–
2740	2	2	2	–	–	–	2	1	2	–	1	–	–	–	–	–	–	–
2751	119	56	62	64	6	23	36	37	35	18	12	4	1	1	–	–	–	–
2759	1	2	3	–	–	–	–	2	3	1	–	–	–	–	–	–	–	–
2790	11	11	9	1	–	1	6	6	7	4	4	1	–	1	–	–	–	–
2811	–	6	4	–	–	–	–	–	2	–	5	2	–	1	–	–	–	–
2812	4	2	2	–	–	–	1	–	–	3	1	1	–	1	1	–	–	–
2813	6	3	6	–	–	–	2	3	5	4	–	1	–	–	–	–	–	–
2815	1	–	1	–	–	–	–	–	–	1	–	1	–	–	–	–	–	–
2821	1	2	1	–	–	–	–	2	1	1	–	–	–	–	–	–	–	–
2822	7	13	7	–	–	–	4	12	7	3	1	–	–	–	–	–	–	–
2823	12	5	3	–	–	–	3	2	2	8	3	1	1	–	–	–	–	–
2824	1	2	–	–	–	–	–	1	–	1	1	–	–	–	–	–	–	–
2825	1	3	–	–	–	–	–	1	–	1	2	–	–	–	–	–	–	–
2829	26	20	17	1	1	1	11	9	11	14	8	5	–	2	–	–	–	–
2831	1	1	2	–	–	–	–	–	–	1	1	2	–	–	–	–	–	–
2832	–	–	2	–	–	–	–	–	2	–	–	–	–	–	–	–	–	–
2833	110	93	82	26	25	12	48	40	61	34	27	6	2	–	2	–	1	1

Capítulo 29 - Brasil e Grandes Regiões

29.6 - Quantidade de acidentes do trabalho liquidados, por consequência, segundo a Classificação Nacional de Atividades Econômicas (CNAE), na Região Centro-Oeste - 2013/2015

(continuação)

CNAE	QUANTIDADE DE ACIDENTES DO TRABALHO LIQUIDADOS																	
	Total			Consequência														
				Assistência Médica			Menos de 15 dias			Mais de 15 dias			Incapacidade Permanente			Óbito		
	2013	2014	2015	2013	2014	2015	2013	2014	2015	2013	2014	2015	2013	2014	2015	2013	2014	2015
2840	12	16	13	2	–	2	5	11	11	5	4	–	–	–	–	–	1	–
2852	3	1	–	–	–	–	2	–	–	1	1	–	–	–	–	–	–	–
2854	3	4	1	–	–	–	1	3	1	2	1	–	–	–	–	–	–	–
2861	2	2	1	–	–	–	1	1	1	1	1	–	–	–	–	–	–	–
2862	13	6	8	1	–	–	7	3	5	5	3	3	–	–	–	–	–	–
2863	–	1	–	–	–	–	–	–	–	–	1	–	–	–	–	–	–	–
2864	1	–	–	–	–	–	–	–	–	1	–	–	–	–	–	–	–	–
2865	1	2	4	1	2	3	–	–	1	–	–	–	–	–	–	–	–	–
2866	1	2	1	–	–	–	1	1	1	–	1	–	–	–	–	–	–	–
2869	10	16	12	–	3	2	6	6	10	4	6	–	–	1	–	–	–	–
2910	155	163	123	54	68	68	83	78	51	17	17	4	–	–	–	1	–	–
2920	1	1	2	–	–	–	1	–	1	–	1	1	–	–	–	–	–	–
2930	76	58	50	4	6	5	30	32	40	40	20	5	1	–	–	1	–	–
2941	2	3	1	–	–	–	–	2	1	2	1	–	–	–	–	–	–	–
2944	2	1	–	–	–	–	–	–	–	2	–	–	–	1	–	–	–	–
2945	–	1	–	–	–	–	–	–	–	–	1	–	–	–	–	–	–	–
2949	9	12	9	–	1	–	4	6	7	4	4	2	1	–	–	–	1	–
2950	20	10	6	–	1	–	4	2	3	14	6	3	–	1	–	2	–	–
3011	2	1	–	–	–	–	1	–	–	1	1	–	–	–	–	–	–	–
3012	1	2	4	–	–	–	1	1	1	–	1	3	–	–	–	–	–	–
3092	1	–	–	–	–	–	–	–	–	1	–	–	–	–	–	–	–	–
3099	1	1	1	–	–	–	–	1	1	1	–	–	–	–	–	–	–	–
3101	160	148	120	1	5	2	50	70	91	102	66	24	6	6	3	1	1	–
3102	57	48	35	4	2	1	21	35	29	31	10	4	1	1	1	–	–	–
3103	4	3	1	–	–	–	1	1	–	3	2	1	–	–	–	–	–	–
3104	66	63	56	–	3	–	40	42	49	26	17	7	–	1	–	–	–	–
3211	2	1	–	–	–	–	1	1	–	1	–	–	–	–	–	–	–	–
3212	6	5	3	–	–	–	4	2	2	2	3	1	–	–	–	–	–	–
3230	7	10	26	–	–	–	3	–	3	4	10	23	–	–	–	–	–	–
3240	6	13	6	–	–	–	1	8	4	5	5	2	–	–	–	–	–	–
3250	14	18	13	1	–	–	3	11	13	9	6	–	1	1	–	–	–	–
3291	3	18	8	–	–	–	1	–	–	2	18	8	–	–	–	–	–	–
3292	3	4	2	–	–	–	–	–	1	3	4	1	–	–	–	–	–	–
3299	25	38	35	–	1	3	8	26	26	17	11	4	–	–	1	–	–	1
3311	10	8	15	–	2	5	7	5	9	3	1	1	–	–	–	–	–	–
3312	7	14	3	–	–	–	5	9	3	2	5	–	–	–	–	–	–	–
3313	9	5	9	–	1	–	3	2	8	6	2	–	–	–	–	–	–	1
3314	78	59	43	14	10	2	31	21	33	32	22	6	–	2	1	1	4	1
3315	–	–	2	–	–	–	–	–	2	–	–	–	–	–	–	–	–	–
3316	2	5	3	–	–	–	1	1	1	1	4	–	–	–	2	–	–	–
3317	–	–	1	–	–	–	–	–	–	–	–	1	–	–	–	–	–	–
3319	4	2	6	–	–	2	1	2	3	3	–	1	–	–	–	–	–	–
3321	27	15	23	3	3	–	9	8	20	12	3	3	1	1	–	2	–	–
3329	16	11	8	–	–	–	6	4	6	9	6	1	–	1	1	1	–	–
3511	95	102	89	12	28	11	59	55	66	21	17	10	–	–	1	3	2	1
3512	8	14	14	2	2	–	5	4	10	1	6	3	–	–	–	–	2	1
3513	6	1	1	3	1	1	2	–	–	1	–	–	–	–	–	–	–	–
3514	209	157	166	49	34	19	129	100	135	28	19	7	3	2	3	–	2	2
3520	1	1	1	–	1	–	1	–	1	–	–	–	–	–	–	–	–	–
3600	213	176	166	5	10	20	110	132	134	97	29	11	–	3	–	1	2	1
3701	–	9	17	–	–	–	–	9	16	–	–	1	–	–	–	–	–	–
3702	56	36	38	4	1	5	31	26	27	21	8	3	–	1	2	–	–	1
3811	774	660	622	53	34	19	460	472	555	254	143	44	3	7	3	4	4	1
3812	9	6	6	2	1	–	7	4	5	–	1	1	–	–	–	–	–	–
3821	6	1	5	1	–	1	2	1	3	3	–	1	–	–	–	–	–	–
3822	10	4	1	–	–	–	4	3	1	6	1	–	–	–	–	–	–	–
3831	27	21	18	–	–	–	13	12	16	14	7	1	–	2	1	–	–	–
3832	8	30	22	–	1	2	2	19	17	6	10	1	–	–	–	–	–	2
3839	95	67	56	–	1	–	26	41	46	63	22	9	5	–	1	1	3	–
3900	1	1	1	–	–	1	1	–	–	–	1	–	–	–	–	–	–	–
4110	492	329	286	14	7	9	258	211	234	208	99	32	10	9	9	2	3	2
4120	1.911	1.478	1.063	79	55	49	854	898	810	925	458	141	45	54	51	8	13	12
4211	556	553	258	68	58	31	291	337	197	177	137	22	14	14	6	6	7	2
4212	203	229	115	22	58	52	117	134	59	59	32	3	3	4	1	2	1	–
4213	45	36	22	2	–	–	27	26	20	14	8	2	1	2	–	1	–	–
4221	517	655	602	12	30	129	331	353	330	158	259	136	6	6	3	10	7	4
4222	61	39	34	–	1	4	29	17	27	30	20	1	2	1	2	–	–	–
4223	–	27	10	–	3	–	–	2	2	–	22	8	–	–	–	–	–	–
4292	180	93	64	88	26	17	32	37	34	54	26	10	3	4	2	3	–	1
4299	266	173	88	25	44	9	124	74	63	111	45	8	6	6	8	–	4	–
4311	6	5	3	1	–	–	–	3	3	5	2	–	–	–	–	–	–	–
4312	23	4	2	11	–	–	4	4	2	8	–	–	–	–	–	–	–	–
4313	149	163	108	7	17	7	50	89	79	85	47	19	5	7	3	2	3	–
4319	43	12	23	30	9	18	2	2	4	9	1	–	2	–	1	–	–	–
4321	179	131	134	16	14	14	87	66	107	75	42	11	1	3	–	–	6	2

Capítulo 29 - Brasil e Grandes Regiões

29.6 - Quantidade de acidentes do trabalho liquidados, por consequência, segundo a Classificação Nacional de Atividades Econômicas (CNAE), na Região Centro-Oeste - 2013/2015

(continuação)

CNAE	QUANTIDADE DE ACIDENTES DO TRABALHO LIQUIDADOS																	
	Total			Consequência														
				Assistência Médica			Menos de 15 dias			Mais de 15 dias			Incapacidade Permanente			Óbito		
	2013	2014	2015	2013	2014	2015	2013	2014	2015	2013	2014	2015	2013	2014	2015	2013	2014	2015
4322	64	41	30	3	2	–	34	28	25	27	10	5	–	–	–	–	1	–
4329	64	70	57	8	–	–	23	53	48	32	14	5	–	2	3	1	1	1
4330	139	99	77	3	4	3	45	63	50	85	28	19	4	3	3	2	1	2
4391	43	30	19	2	–	–	23	16	15	17	12	2	1	1	2	–	1	–
4399	249	164	166	13	8	11	99	89	129	131	55	21	5	10	4	1	2	1
4511	262	224	167	8	6	5	117	145	138	131	65	22	6	6	2	–	2	–
4512	3	3	8	–	–	–	1	1	3	1	2	5	–	–	–	1	–	–
4520	258	203	172	12	9	4	74	84	131	167	99	29	5	10	5	–	1	3
4530	628	530	415	10	16	12	203	275	317	395	219	71	15	15	13	5	5	2
4541	123	78	80	–	1	1	42	34	59	79	41	19	2	2	1	–	–	–
4542	–	1	–	–	–	–	–	–	–	–	1	–	–	–	–	–	–	–
4543	4	3	6	–	–	–	2	–	3	2	3	3	–	–	–	–	–	–
4611	164	5	–	1	–	–	133	4	–	30	1	–	–	–	–	–	–	–
4613	–	1	–	–	–	–	–	–	–	–	1	–	–	–	–	–	–	–
4614	3	–	–	–	–	–	–	–	–	3	–	–	–	–	–	–	–	–
4615	–	–	1	–	–	–	–	–	1	–	–	–	–	–	–	–	–	–
4617	2	4	1	–	–	–	–	2	1	2	2	–	–	–	–	–	–	–
4618	7	1	3	–	–	–	2	1	2	5	–	1	–	–	–	–	–	–
4619	4	3	3	–	–	–	3	2	3	1	1	–	–	–	–	–	–	–
4621	–	–	1	–	–	–	–	–	1	–	–	–	–	–	–	–	–	–
4622	48	50	50	3	7	5	23	28	40	17	11	5	2	3	–	3	1	–
4623	143	96	69	5	5	4	80	54	51	55	33	12	3	1	1	–	3	1
4631	14	14	15	–	1	–	8	9	14	6	4	1	–	–	–	–	–	–
4632	62	35	40	2	4	1	28	23	32	27	6	5	1	2	2	4	–	–
4633	39	38	34	–	1	–	11	14	27	28	22	4	–	–	1	–	1	2
4634	43	29	27	1	–	–	18	17	23	22	11	3	2	1	1	–	–	–
4635	236	223	182	21	12	14	117	148	141	95	58	25	2	4	2	1	1	–
4636	7	6	3	–	2	–	3	4	3	4	–	–	–	–	–	–	–	–
4637	40	35	29	1	1	–	19	24	25	19	10	4	1	–	–	–	–	–
4639	130	126	125	4	2	5	65	75	100	60	45	18	1	3	2	–	1	–
4641	6	13	11	–	–	–	4	4	9	2	8	2	–	–	–	–	1	–
4642	14	18	33	–	1	3	4	14	29	10	3	1	–	–	–	–	–	–
4643	4	–	2	–	–	–	2	–	2	1	–	–	1	–	–	–	–	–
4644	36	41	54	–	–	5	13	25	44	23	15	5	–	1	–	–	–	–
4645	10	14	12	–	1	2	2	10	7	8	3	3	–	–	–	–	–	–
4646	22	50	49	1	–	3	8	28	37	13	22	9	–	–	–	–	–	–
4647	6	7	7	–	–	–	1	3	4	5	3	2	–	1	1	–	–	–
4649	38	37	34	2	8	2	23	21	23	12	8	8	1	–	–	–	–	1
4651	10	2	1	–	–	–	7	1	1	3	1	–	–	–	–	–	–	–
4652	4	–	1	–	–	–	3	–	–	1	–	1	–	–	–	–	–	–
4661	95	101	84	4	5	1	51	66	70	39	29	8	–	1	3	1	–	2
4662	18	19	17	2	–	3	9	11	12	6	6	2	1	–	–	–	2	–
4663	9	7	10	–	–	1	6	3	7	3	2	1	–	1	–	–	1	1
4664	5	2	1	–	–	–	4	2	1	–	–	–	–	–	–	1	–	–
4665	8	8	5	2	–	1	4	3	4	2	4	–	–	–	–	–	1	–
4669	34	25	19	7	7	2	14	8	14	13	9	3	–	1	–	–	–	–
4671	35	22	16	1	–	–	10	9	12	19	12	3	3	–	1	2	1	–
4672	24	29	13	4	5	1	13	17	12	7	7	–	–	–	–	–	–	–
4673	13	6	4	–	–	–	9	4	4	3	2	–	1	–	–	–	–	–
4674	2	–	2	–	–	–	1	–	1	1	–	–	–	–	1	–	–	–
4679	83	97	74	4	7	4	49	72	61	28	18	9	2	–	–	–	–	–
4681	29	40	27	1	2	4	14	19	16	11	17	6	2	2	1	1	–	–
4682	69	68	70	3	8	3	40	48	65	25	11	1	1	1	–	–	–	1
4683	30	35	30	1	–	–	10	20	27	15	11	1	3	2	1	1	2	1
4684	7	4	2	–	–	–	5	2	1	2	2	–	–	–	1	–	–	–
4685	3	–	3	1	–	–	–	–	3	2	–	–	–	–	–	–	–	–
4686	11	6	6	–	–	–	4	2	4	7	4	2	–	–	–	–	–	–
4687	64	49	30	11	9	2	18	22	20	32	16	7	1	2	1	2	–	–
4689	29	25	28	–	–	–	16	17	22	10	6	5	1	2	–	2	–	1
4691	44	51	53	1	3	1	16	33	46	27	15	4	–	–	1	–	–	1
4692	11	10	12	–	1	–	2	4	10	9	4	1	–	1	–	–	–	1
4693	71	51	39	–	1	1	44	37	35	25	12	2	–	1	1	2	–	–
4711	1.421	1.156	1.107	19	30	16	767	837	967	622	279	110	10	8	10	3	2	4
4712	168	98	92	–	1	2	50	46	67	110	44	19	8	4	3	–	3	1
4713	95	60	40	5	2	2	53	44	34	36	11	4	1	2	–	–	1	–
4721	119	81	70	–	1	1	42	40	45	74	34	16	2	4	8	1	2	–
4722	82	54	46	–	–	1	30	29	30	51	25	14	1	–	1	–	–	–
4723	56	38	38	–	4	–	17	20	25	36	14	10	3	–	1	–	–	2
4724	21	27	13	1	–	–	8	18	11	10	9	1	2	–	–	–	–	1
4729	81	74	83	–	1	2	27	36	55	52	36	22	2	1	2	–	–	2
4731	311	227	218	11	5	11	101	116	161	192	97	41	5	5	3	2	4	2
4732	2	3	2	–	–	–	1	2	1	–	1	1	1	–	–	–	–	–
4741	23	23	23	1	–	1	9	13	13	13	10	9	–	–	–	–	–	–
4742	56	47	53	1	–	2	31	25	43	23	21	5	–	1	2	1	–	1
4743	47	53	39	3	2	–	12	29	25	28	19	12	3	1	1	1	2	1

Capítulo 29 - Brasil e Grandes Regiões

29.6 - Quantidade de acidentes do trabalho liquidados, por consequência, segundo a Classificação Nacional de Atividades Econômicas (CNAE), na Região Centro-Oeste - 2013/2015

(continuação)

CNAE	QUANTIDADE DE ACIDENTES DO TRABALHO LIQUIDADOS																	
	Total			Consequência														
				Assistência Médica			Menos de 15 dias			Mais de 15 dias			Incapacidade Permanente			Óbito		
	2013	2014	2015	2013	2014	2015	2013	2014	2015	2013	2014	2015	2013	2014	2015	2013	2014	2015
4744	797	591	496	8	13	11	303	313	361	468	248	101	15	13	16	3	4	7
4751	102	61	51	7	2	1	30	33	43	63	26	4	1	–	1	1	–	2
4752	47	26	23	–	–	–	12	10	17	35	12	6	–	4	–	–	–	–
4753	182	191	132	3	8	5	71	126	106	102	54	18	4	2	3	2	1	–
4754	101	80	71	2	1	2	33	31	50	65	45	17	1	2	1	–	1	1
4755	33	33	33	1	–	–	10	14	26	21	17	7	1	1	–	–	1	–
4756	2	1	2	–	–	–	–	–	–	2	1	2	–	–	–	–	–	–
4757	29	19	18	2	1	–	9	7	10	18	10	6	–	–	2	–	1	–
4759	51	34	27	2	2	1	24	13	20	25	16	6	–	2	–	–	1	–
4761	38	28	16	–	1	–	12	10	13	25	16	2	–	1	1	1	–	–
4763	35	37	22	1	–	–	16	24	19	18	11	3	–	–	–	–	2	–
4771	289	187	176	8	9	13	100	89	122	179	81	41	–	7	–	2	1	–
4772	19	23	26	–	2	1	6	12	18	12	9	6	1	–	1	–	–	–
4773	14	7	5	–	–	–	7	4	3	7	3	2	–	–	–	–	–	–
4774	10	8	13	1	–	2	4	3	7	5	5	4	–	–	–	–	–	–
4781	239	189	159	12	11	8	83	95	123	142	79	23	1	4	5	1	–	–
4782	73	55	49	1	3	4	28	27	35	43	25	10	1	–	–	–	–	–
4783	7	6	7	–	–	1	3	2	6	4	3	–	–	–	–	–	1	–
4784	99	50	72	–	1	1	26	17	50	72	30	17	1	1	3	–	1	1
4785	3	–	1	–	–	–	1	–	1	2	–	–	–	–	–	–	–	–
4789	254	194	157	6	5	9	85	98	120	152	81	27	8	6	1	3	4	–
4911	37	41	24	10	15	12	16	18	10	10	6	1	–	–	1	1	2	–
4912	36	28	25	5	–	3	26	27	21	5	1	1	–	–	–	–	–	–
4921	534	315	274	1	8	5	220	202	227	291	82	29	20	21	12	2	2	1
4922	118	102	58	3	5	3	38	55	41	62	33	10	13	6	4	2	3	–
4923	40	56	28	–	–	–	20	35	23	20	19	5	–	1	–	–	1	–
4924	12	9	6	–	–	1	3	4	3	8	3	2	1	1	–	–	1	–
4929	50	33	27	3	2	5	7	11	16	37	14	4	3	5	2	–	1	–
4930	1.327	1.109	974	52	95	104	450	500	629	738	435	173	43	41	36	44	38	32
4940	1	5	3	1	4	3	–	1	–	–	–	–	–	–	–	–	–	–
5011	1	–	–	–	–	–	–	–	–	1	–	–	–	–	–	–	–	–
5021	9	11	10	2	–	2	1	4	7	6	7	–	–	–	–	–	–	1
5030	–	5	5	–	–	–	–	–	–	–	3	5	–	2	–	–	–	–
5099	–	–	1	–	–	–	–	–	–	–	–	1	–	–	–	–	–	–
5111	92	150	124	3	6	3	70	93	67	18	51	54	1	–	–	–	–	–
5112	4	8	6	–	1	–	3	3	1	1	4	4	–	–	1	–	–	–
5120	5	1	2	–	–	–	2	1	2	3	–	–	–	–	–	–	–	–
5211	131	130	103	7	2	4	60	74	70	56	52	24	4	1	3	4	1	2
5212	48	64	36	5	1	–	18	12	11	23	49	22	2	2	3	–	–	–
5221	9	19	67	–	4	23	7	11	36	2	4	6	–	–	–	–	–	2
5222	1	1	2	–	–	–	1	–	2	–	1	–	–	–	–	–	–	–
5223	6	17	12	–	2	1	2	8	8	4	6	3	–	1	–	–	–	–
5229	43	28	21	2	–	–	13	12	16	25	15	5	2	1	–	1	–	–
5231	–	1	2	–	1	–	–	–	1	–	–	1	–	–	–	–	–	–
5232	1	4	1	–	–	–	–	–	–	1	3	1	–	1	–	–	–	–
5240	80	69	62	4	8	2	40	53	50	32	6	10	2	2	–	2	–	–
5250	28	18	19	5	2	1	16	14	17	6	2	1	1	–	–	–	–	–
5310	1.135	890	975	192	134	157	736	689	792	203	57	20	4	10	5	–	–	1
5320	113	73	72	–	–	2	45	29	55	63	40	12	4	3	2	1	1	1
5510	228	181	197	8	7	13	71	90	151	145	77	28	3	6	1	1	1	4
5590	5	5	5	–	–	–	2	3	3	3	2	2	–	–	–	–	–	–
5611	718	573	609	14	16	12	297	352	477	389	191	100	15	11	15	3	3	5
5612	1	8	6	–	–	1	–	5	3	–	3	2	1	–	–	–	–	–
5620	352	296	261	32	26	17	207	236	224	111	33	19	1	–	1	1	1	–
5811	3	1	3	–	–	1	–	1	2	3	–	–	–	–	–	–	–	–
5812	5	2	1	–	–	–	2	2	1	3	–	–	–	–	–	–	–	–
5819	1	–	1	–	–	–	–	–	1	1	–	–	–	–	–	–	–	–
5821	–	1	4	–	–	–	–	–	3	–	1	–	–	–	1	–	–	–
5822	23	24	20	–	2	1	12	18	17	9	4	2	2	–	–	–	–	–
5823	–	–	1	–	–	–	–	–	1	–	–	–	–	–	–	–	–	–
5829	17	5	9	–	1	–	2	2	7	15	1	1	–	1	1	–	–	–
5911	5	4	1	–	–	–	4	3	1	1	1	–	–	–	–	–	–	–
5912	–	–	1	–	–	–	–	–	1	–	–	–	–	–	–	–	–	–
5914	12	6	7	–	–	1	8	6	5	4	–	–	–	–	1	–	–	–
5920	1	1	–	–	1	–	–	–	–	1	–	–	–	–	–	–	–	–
6010	7	4	6	–	–	1	3	–	3	4	4	2	–	–	–	–	–	–
6021	41	47	50	3	3	5	33	37	39	5	7	6	–	–	–	–	–	–
6022	9	4	1	–	–	–	2	2	–	7	2	1	–	–	–	–	–	–
6110	66	50	49	–	1	1	34	30	42	31	17	5	–	1	1	1	1	–
6120	19	19	28	1	1	–	11	16	26	7	2	2	–	–	–	–	–	–
6130	–	–	1	–	–	1	–	–	–	–	–	–	–	–	–	–	–	–
6141	12	12	2	–	–	–	8	7	1	4	4	1	–	1	–	–	–	–
6142	2	–	–	–	–	–	–	–	–	2	–	–	–	–	–	–	–	–
6143	2	1	–	–	–	–	1	–	–	1	–	–	–	1	–	–	–	–
6190	16	14	11	–	–	–	8	6	6	7	8	5	–	–	–	1	–	–

Capítulo 29 - Brasil e Grandes Regiões

29.6 - Quantidade de acidentes do trabalho liquidados, por consequência, segundo a Classificação Nacional de Atividades Econômicas (CNAE), na Região Centro-Oeste - 2013/2015

(continuação)

CNAE	QUANTIDADE DE ACIDENTES DO TRABALHO LIQUIDADOS																	
	Total			Consequência														
				Assistência Médica			Menos de 15 dias			Mais de 15 dias			Incapacidade Permanente			Óbito		
	2013	2014	2015	2013	2014	2015	2013	2014	2015	2013	2014	2015	2013	2014	2015	2013	2014	2015
6201	24	81	57	2	1	–	11	9	13	11	71	44	–	–	–	–	–	–
6202	11	14	10	–	3	1	7	7	9	3	4	–	1	–	–	–	–	–
6203	11	13	7	1	1	1	3	9	5	7	3	1	–	–	–	–	–	–
6204	57	36	40	7	4	3	38	24	36	11	5	1	1	1	–	–	2	–
6209	32	31	20	1	2	2	12	15	14	18	12	4	1	1	–	–	1	–
6311	18	11	13	–	–	–	7	3	9	9	8	3	2	–	–	–	–	1
6319	1	1	2	–	–	–	–	1	2	1	–	–	–	–	–	–	–	–
6391	–	–	1	–	–	–	–	–	1	–	–	–	–	–	–	–	–	–
6399	8	7	7	–	–	–	4	7	6	4	–	1	–	–	–	–	–	–
6410	2	3	2	1	–	–	1	3	2	–	–	–	–	–	–	–	–	–
6421	20	18	23	–	4	15	8	8	7	12	5	1	–	1	–	–	–	–
6422	538	351	352	32	38	53	317	277	285	176	23	9	13	11	4	–	2	1
6423	229	282	268	31	86	119	127	177	142	70	15	6	1	4	–	–	–	1
6424	10	6	9	–	–	–	1	4	8	9	2	1	–	–	–	–	–	–
6431	1	–	–	–	–	–	–	–	–	1	–	–	–	–	–	–	–	–
6433	–	1	–	–	1	–	–	–	–	–	–	–	–	–	–	–	–	–
6434	–	1	–	–	–	–	–	1	–	–	–	–	–	–	–	–	–	–
6435	4	3	3	–	–	–	2	3	1	1	–	2	1	–	–	–	–	–
6436	1	3	3	–	1	–	1	2	3	–	–	–	–	–	–	–	–	–
6440	3	1	4	–	1	–	3	–	3	–	–	1	–	–	–	–	–	–
6462	17	19	17	1	4	–	7	8	12	9	6	4	–	–	–	–	1	1
6463	8	6	7	–	–	–	3	6	6	5	–	1	–	–	–	–	–	–
6491	1	2	–	–	–	–	–	2	–	–	–	–	1	–	–	–	–	–
6492	1	1	–	–	–	–	–	1	–	1	–	–	–	–	–	–	–	–
6493	6	2	1	–	–	–	3	–	1	3	1	–	–	1	–	–	–	–
6499	–	1	2	–	–	–	–	1	1	–	–	–	–	–	–	–	–	1
6511	1	1	–	–	–	–	1	1	–	–	–	–	–	–	–	–	–	–
6512	2	2	–	–	–	–	–	1	–	2	1	–	–	–	–	–	–	–
6541	6	9	6	–	–	–	2	6	5	3	3	1	1	–	–	–	–	–
6550	57	55	53	4	13	6	38	33	45	14	9	2	1	–	–	–	–	–
6611	–	–	1	–	–	–	–	–	–	–	–	1	–	–	–	–	–	–
6612	3	2	2	–	–	–	3	2	2	–	–	–	–	–	–	–	–	–
6613	1	20	9	–	–	–	–	3	–	1	17	9	–	–	–	–	–	–
6619	2	6	2	–	–	–	–	4	1	2	2	1	–	–	–	–	–	–
6621	–	5	9	–	–	–	–	–	1	–	5	8	–	–	–	–	–	–
6622	22	6	21	7	2	1	7	2	19	8	2	1	–	–	–	–	–	–
6629	1	3	2	–	–	–	1	1	1	–	2	1	–	–	–	–	–	–
6630	1	10	6	–	–	–	–	–	1	1	10	5	–	–	–	–	–	–
6810	55	91	50	3	7	4	25	61	38	24	20	7	3	2	–	–	1	1
6821	12	9	11	2	–	2	2	6	7	8	3	1	–	–	1	–	–	–
6822	34	26	27	1	3	2	12	16	22	20	4	3	–	1	–	1	2	–
6911	19	11	11	1	–	–	9	6	9	9	4	2	–	1	–	–	–	–
6912	10	11	11	–	–	–	4	9	9	6	2	1	–	–	–	–	–	1
6920	112	112	99	1	7	7	46	60	77	63	43	14	2	1	1	–	1	–
7010	2	3	2	–	–	–	2	–	1	–	2	1	–	1	–	–	–	–
7020	35	28	39	2	5	4	18	12	30	15	9	5	–	1	–	–	1	–
7111	8	2	5	1	–	–	4	1	2	2	1	3	1	–	–	–	–	–
7112	269	215	152	31	37	20	136	119	113	99	56	16	2	3	3	1	–	–
7119	36	54	30	10	21	2	13	20	26	11	11	1	1	2	–	1	–	1
7120	15	15	15	–	1	1	9	11	11	6	3	2	–	–	1	–	–	–
7210	85	90	69	22	19	25	47	62	44	15	7	–	1	1	–	–	1	–
7220	–	1	3	–	–	–	–	–	1	–	1	2	–	–	–	–	–	–
7311	5	6	10	–	–	–	1	2	7	4	4	3	–	–	–	–	–	–
7312	8	9	9	–	–	–	1	5	8	7	4	1	–	–	–	–	–	–
7319	26	20	19	–	–	–	6	11	14	19	9	5	1	–	–	–	–	–
7320	5	6	1	–	–	–	4	2	1	1	4	–	–	–	–	–	–	–
7410	3	2	3	–	–	–	2	–	3	1	2	–	–	–	–	–	–	–
7420	4	5	13	–	–	–	–	–	5	4	4	7	–	–	1	–	1	–
7490	42	40	39	6	1	4	23	25	25	13	14	9	–	–	1	–	–	–
7500	6	7	–	–	–	–	3	4	–	3	3	–	–	–	–	–	–	–
7711	31	24	22	2	3	2	15	15	13	14	3	5	–	1	2	–	2	–
7719	11	12	9	–	–	1	6	7	4	5	4	4	–	–	–	–	1	–
7721	3	–	2	–	–	–	1	–	2	2	–	–	–	–	–	–	–	–
7722	1	1	1	–	–	1	–	–	–	1	1	–	–	–	–	–	–	–
7723	3	–	8	–	–	1	1	–	6	2	–	1	–	–	–	–	–	–
7729	4	7	4	–	–	–	1	1	1	3	6	2	–	–	1	–	–	–
7731	19	6	7	4	1	–	6	1	6	9	4	–	–	–	–	–	–	1
7732	93	74	39	11	6	5	38	44	23	43	21	10	1	2	1	–	1	–
7733	2	6	9	–	1	–	–	1	4	2	4	5	–	–	–	–	–	–
7739	26	23	26	–	2	–	9	7	23	17	13	3	–	–	–	–	1	–
7740	–	–	1	–	–	–	–	–	1	–	–	–	–	–	–	–	–	–
7810	45	24	30	1	–	2	16	17	25	27	5	3	1	2	–	–	–	–
7820	175	118	122	23	17	12	62	74	96	83	25	11	7	1	1	–	1	2
7830	61	36	35	–	4	2	26	23	26	35	7	6	–	2	1	–	–	–
7911	23	11	32	–	–	4	11	5	24	11	5	3	1	1	–	–	–	1

Capítulo 29 - Brasil e Grandes Regiões

29.6 - Quantidade de acidentes do trabalho liquidados, por consequência, segundo a Classificação Nacional de Atividades Econômicas (CNAE), na Região Centro-Oeste - 2013/2015

(conclusão)

CNAE	QUANTIDADE DE ACIDENTES DO TRABALHO LIQUIDADOS																	
	Total			Consequência														
				Assistência Médica			Menos de 15 dias			Mais de 15 dias			Incapacidade Permanente			Óbito		
	2013	2014	2015	2013	2014	2015	2013	2014	2015	2013	2014	2015	2013	2014	2015	2013	2014	2015
7912	–	–	1	–	–	–	–	–	–	–	–	–	–	–	1	–	–	–
7990	8	2	3	–	–	–	5	1	3	3	1	–	–	–	–	–	–	–
8011	358	266	201	7	6	4	132	146	151	208	105	37	11	8	5	–	1	4
8012	175	158	129	10	9	12	102	114	97	55	31	17	3	–	2	5	4	1
8020	44	30	39	1	1	–	17	13	31	25	15	5	1	1	1	–	–	2
8030	1	20	15	–	–	1	–	–	–	1	19	14	–	1	–	–	–	–
8111	57	27	29	–	–	–	18	14	25	38	13	3	–	–	–	1	–	1
8112	310	212	233	11	11	15	144	138	188	150	62	23	4	1	4	1	–	3
8121	574	322	234	28	22	14	217	195	183	314	85	33	10	19	4	5	1	–
8122	20	20	7	1	–	1	4	7	5	12	12	1	1	1	–	2	–	–
8129	114	77	70	19	15	6	52	46	54	41	14	8	2	1	–	–	1	2
8130	16	19	24	–	–	6	6	6	11	8	13	6	1	–	–	1	–	1
8211	136	82	95	5	5	5	48	39	75	78	37	14	3	1	1	2	–	–
8219	33	58	39	–	4	6	18	37	27	15	13	6	–	4	–	–	–	–
8220	457	311	297	6	2	2	283	248	268	166	60	25	–	–	1	2	1	1
8230	28	28	27	–	–	1	6	17	20	21	8	6	1	1	–	–	2	–
8291	22	26	21	1	–	–	6	15	14	14	11	7	1	–	–	–	–	–
8292	6	2	–	–	–	–	2	2	–	4	–	–	–	–	–	–	–	–
8299	262	221	136	11	24	7	141	136	111	106	55	15	4	6	3	–	–	–
8411	910	444	417	85	92	82	244	244	284	544	88	35	35	19	12	2	1	4
8412	4	3	3	1	–	–	–	1	3	2	1	–	1	1	–	–	–	–
8413	–	3	2	–	–	–	–	3	2	–	–	–	–	–	–	–	–	–
8422	3	6	4	2	2	–	1	2	2	–	2	2	–	–	–	–	–	–
8423	9	11	8	–	–	2	2	8	5	7	3	1	–	–	–	–	–	–
8424	7	10	12	1	–	–	3	5	10	3	5	2	–	–	–	–	–	–
8430	6	2	2	–	–	–	5	–	2	1	2	–	–	–	–	–	–	–
8511	34	260	224	–	2	2	23	26	50	11	230	172	–	2	–	–	–	–
8512	41	29	37	1	–	2	16	19	28	23	9	7	1	1	–	–	–	–
8513	115	108	97	1	3	6	61	77	76	51	25	15	2	2	–	–	1	–
8520	98	84	69	6	4	1	50	62	63	42	15	5	–	1	–	–	2	–
8531	80	98	87	8	4	8	38	69	61	32	24	16	2	1	2	–	–	–
8532	60	67	66	1	3	1	28	47	59	31	16	5	–	1	1	–	–	–
8533	21	26	21	–	1	2	18	23	19	3	2	–	–	–	–	–	–	–
8541	2	3	5	–	–	–	–	1	5	2	2	–	–	–	–	–	–	–
8542	3	2	3	–	–	–	–	1	2	3	1	1	–	–	–	–	–	–
8550	3	2	4	–	–	–	1	1	4	2	1	–	–	–	–	–	–	–
8591	10	3	2	–	–	–	6	2	2	4	1	–	–	–	–	–	–	–
8592	2	1	–	–	–	–	1	–	–	1	1	–	–	–	–	–	–	–
8593	3	7	6	–	–	–	–	3	4	3	3	2	–	1	–	–	–	–
8599	199	174	165	8	10	14	117	140	142	72	24	8	–	–	1	2	–	–
8610	3.304	3.269	3.282	1.579	1.608	1.739	1.321	1.494	1.490	396	156	45	7	7	8	1	4	–
8621	1	3	11	–	1	4	–	1	7	1	1	–	–	–	–	–	–	–
8630	120	171	127	30	49	47	51	95	72	38	27	6	1	–	2	–	–	–
8640	275	304	380	86	110	162	132	159	203	54	33	13	2	1	1	1	1	1
8650	26	47	43	5	26	26	12	16	14	9	5	2	–	–	1	–	–	–
8660	60	89	190	11	48	127	41	39	62	8	1	1	–	1	–	–	–	–
8690	33	33	33	11	17	10	10	14	23	12	2	–	–	–	–	–	–	–
8711	20	3	15	–	–	2	7	2	10	13	1	3	–	–	–	–	–	–
8712	6	4	5	–	–	1	2	3	4	3	1	–	–	–	–	1	–	–
8720	17	10	12	6	1	1	7	9	10	4	–	–	–	–	1	–	–	–
8730	12	4	1	–	–	–	3	2	1	9	2	–	–	–	–	–	–	–
8800	262	243	231	22	27	26	198	188	192	41	26	12	1	2	–	–	–	1
9001	2	17	3	–	1	–	–	8	2	1	7	1	1	–	–	–	1	–
9002	–	1	–	–	–	–	–	1	–	–	–	–	–	–	–	–	–	–
9003	–	1	–	–	–	–	–	–	–	–	1	–	–	–	–	–	–	–
9103	–	–	1	–	–	–	–	–	1	–	–	–	–	–	–	–	–	–
9311	1	2	1	–	–	–	–	–	–	1	1	1	–	1	–	–	–	–
9312	45	23	20	–	–	–	16	7	16	27	16	3	1	–	1	1	–	–
9313	18	19	19	1	–	3	5	14	14	12	5	2	–	–	–	–	–	–
9319	7	7	3	–	–	–	2	2	1	5	5	2	–	–	–	–	–	–
9321	7	16	7	2	1	–	3	9	7	2	6	–	–	–	–	–	–	–
9329	34	30	12	2	3	–	15	20	10	17	7	2	–	–	–	–	–	–
9411	43	24	6	4	4	1	32	17	4	7	3	1	–	–	–	–	–	–
9412	20	20	26	1	–	–	9	15	23	10	5	3	–	–	–	–	–	–
9420	61	49	38	1	1	1	24	36	30	32	12	4	4	–	3	–	–	–
9430	222	175	207	14	20	42	100	102	139	103	48	24	5	5	–	–	–	2
9491	55	48	41	–	4	1	19	27	36	33	15	3	2	2	1	1	–	–
9492	2	–	4	–	–	–	–	–	2	2	–	2	–	–	–	–	–	–
9493	4	3	–	–	–	–	2	–	–	2	3	–	–	–	–	–	–	–
9499	69	102	158	21	43	52	31	49	93	17	9	11	–	1	2	–	–	–
9511	24	32	16	–	2	1	8	21	13	16	9	1	–	–	–	–	–	1
9512	11	8	4	–	1	–	5	5	4	6	1	–	–	1	–	–	–	–
9521	18	14	10	–	–	–	4	4	8	14	10	1	–	–	1	–	–	–
9529	9	9	15	–	–	–	2	4	9	6	5	6	1	–	–	–	–	–
9601	51	26	26	3	1	–	14	10	23	33	13	3	1	2	–	–	–	–
9602	22	12	13	–	–	–	6	6	12	16	5	1	–	1	–	–	–	–
9603	47	35	42	2	1	5	18	20	29	27	14	5	–	–	1	–	–	2
9609	16	12	10	–	1	–	2	5	7	14	5	3	–	1	–	–	–	–
9700	7	5	11	–	–	–	6	5	10	1	–	–	–	–	1	–	–	–
9900	11	6	12	–	–	–	9	4	12	2	2	–	–	–	–	–	–	–
Ignorado	1.759	8.507	6.659	7	7	8	340	332	538	1.175	7.931	5.884	234	228	217	3	9	12

Fonte: DATAPREV, CAT, SUB.

Nota: Os dados são preliminares, estando sujeitos a correções.

Capítulo 29 - Brasil e Grandes Regiões

29.7 - Quantidade mensal de acidentes do trabalho liquidados, por consequência, no Brasil - 2013/2015

MESES	QUANTIDADE DE ACIDENTES DO TRABALHO LIQUIDADOS																	
	Total			Consequência														
				Assistência Médica			Menos de 15 dias			Mais de 15 dias			Incapacidade Permanente			Óbito		
	2013	2014	2015	2013	2014	2015	2013	2014	2015	2013	2014	2015	2013	2014	2015	2013	2014	2015
TOTAL	**746.608**	**732.246**	**627.982**	**109.595**	**108.047**	**100.174**	**335.538**	**343.358**	**358.248**	**281.604**	**262.027**	**156.030**	**17.030**	**15.995**	**11.028**	**2.841**	**2.819**	**2.502**
Janeiro	59.920	61.043	54.217	8.956	8.922	8.241	28.379	27.433	27.627	20.946	23.073	16.998	1.416	1.411	1.155	223	204	196
Fevereiro	56.332	60.590	51.301	8.441	8.681	7.974	24.806	28.020	27.363	21.462	22.094	14.653	1.387	1.558	1.117	236	237	194
Março	62.168	61.182	58.550	9.391	8.937	9.313	26.964	28.364	33.787	24.009	22.300	13.795	1.567	1.338	1.422	237	243	233
Abril	65.632	59.732	51.296	9.669	8.952	8.480	29.026	27.385	28.233	25.116	21.840	13.148	1.584	1.324	1.215	237	231	220
Maio	63.283	63.748	53.003	9.339	9.334	8.505	27.907	29.150	30.397	24.339	23.584	12.602	1.451	1.417	1.254	247	263	245
Junho	61.248	56.177	52.609	9.084	8.425	8.354	27.175	25.396	30.401	23.339	20.978	12.441	1.436	1.151	1.226	214	227	187
Julho	65.669	64.178	56.210	9.464	9.462	8.711	29.121	29.404	32.425	25.451	23.708	13.925	1.338	1.368	935	295	236	214
Agosto	67.622	64.227	55.704	9.733	9.540	8.737	29.972	29.660	32.588	26.158	23.291	13.407	1.524	1.477	764	235	259	208
Setembro	64.743	66.083	52.784	9.239	9.704	8.448	29.611	32.057	31.098	24.187	22.640	12.458	1.472	1.436	577	234	246	203
Outubro	68.468	67.109	52.040	9.751	9.643	8.328	31.371	32.652	30.880	25.660	23.233	12.122	1.448	1.363	495	238	218	215
Novembro	59.958	58.044	48.067	8.684	8.725	7.863	27.524	28.445	28.685	22.284	19.402	10.833	1.229	1.231	476	237	241	210
Dezembro	51.565	50.133	42.201	7.844	7.722	7.220	23.682	25.392	24.764	18.653	15.884	9.648	1.178	921	392	208	214	177

Fonte: DATAPREV, CAT, SUB.
Nota: Os dados são preliminares, estando sujeitos a correções.

DISTRIBUIÇÃO DE ACIDENTES DO TRABALHO LIQUIDADOS, POR CONSEQUÊNCIA, NO BRASIL - 2015

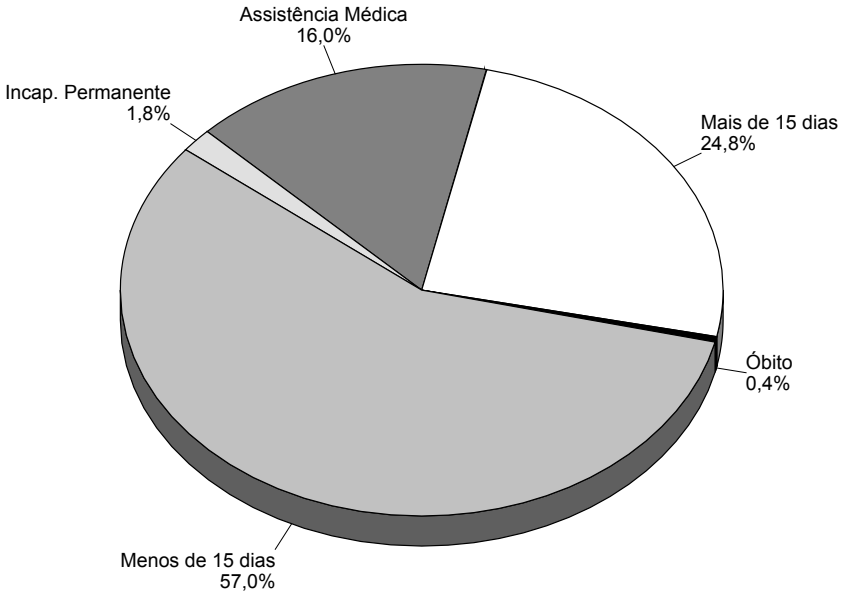

Fonte: DATAPREV, CAT, SUB.

Capítulo 30 - Rondônia

30.1 - Quantidade de acidentes do trabalho liquidados, por consequência, segundo a Classificação Nacional de Atividades Econômicas (CNAE), no estado de Rondônia - 2013/2015

(continua)

CNAE	QUANTIDADE DE ACIDENTES DO TRABALHO LIQUIDADOS																	
	Total			Consequência														
				Assistência Médica			Menos de 15 dias			Mais de 15 dias			Incapacidade Permanente			Óbito		
	2013	2014	2015	2013	2014	2015	2013	2014	2015	2013	2014	2015	2013	2014	2015	2013	2014	2015
TOTAL	**6.486**	**5.784**	**4.862**	**1.637**	**909**	**689**	**2.083**	**2.211**	**2.120**	**2.594**	**2.511**	**1.928**	**134**	**113**	**95**	**38**	**40**	**30**
0111	2	7	8	–	–	–	1	1	1	1	6	7	–	–	–	–	–	–
0112	1	99	83	–	–	–	1	1	1	–	98	82	–	–	–	–	–	–
0115	5	5	7	–	–	–	4	2	5	1	3	2	–	–	–	–	–	–
0119	1	1	1	–	–	–	–	1	–	1	–	1	–	–	–	–	–	–
0121	–	3	3	–	1	–	–	1	1	–	1	2	–	–	–	–	–	–
0131	–	–	1	–	–	–	–	–	–	–	–	1	–	–	–	–	–	–
0134	–	–	2	–	–	–	–	–	1	–	–	1	–	–	–	–	–	–
0139	–	1	5	–	–	–	–	–	–	–	1	5	–	–	–	–	–	–
0141	36	35	53	–	1	–	22	24	43	14	8	10	–	–	–	–	2	–
0142	–	–	1	–	–	–	–	–	–	–	–	1	–	–	–	–	–	–
0151	124	76	69	–	–	1	76	45	56	44	31	11	1	–	–	3	–	1
0152	1	–	–	–	–	–	1	–	–	–	–	–	–	–	–	–	–	–
0153	1	–	–	–	–	–	1	–	–	–	–	–	–	–	–	–	–	–
0154	–	2	–	–	–	–	–	2	–	–	–	–	–	–	–	–	–	–
0155	2	3	2	–	–	–	1	–	2	1	3	–	–	–	–	–	–	–
0161	8	–	1	–	–	–	3	–	1	4	–	–	1	–	–	–	–	–
0162	3	5	6	–	–	–	2	3	5	–	2	1	–	–	–	1	–	–
0210	1	9	1	–	–	–	–	7	–	1	2	1	–	–	–	–	–	–
0220	5	3	–	1	–	–	2	2	–	2	1	–	–	–	–	–	–	–
0230	9	3	4	–	–	–	9	3	4	–	–	–	–	–	–	–	–	–
0322	5	2	2	–	–	–	2	1	2	3	1	–	–	–	–	–	–	–
0710	1	1	4	–	–	–	–	1	2	1	–	1	–	–	–	–	–	1
0722	33	13	8	7	–	–	18	11	7	6	2	1	–	–	–	2	–	–
0729	1	3	–	–	–	–	1	1	–	–	1	–	–	–	–	–	1	–
0810	17	7	9	–	1	–	8	1	8	9	3	–	–	2	1	–	–	–
0899	1	–	–	–	–	–	–	–	–	–	–	–	1	–	–	–	–	–
1011	438	374	416	114	77	156	190	233	230	130	58	27	3	3	2	1	3	1
1012	10	16	18	–	–	–	7	7	7	3	9	10	–	–	1	–	–	–
1013	5	6	6	–	–	–	2	6	4	3	–	2	–	–	–	–	–	–
1020	3	9	5	–	–	–	2	8	4	1	1	1	–	–	–	–	–	–
1041	2	–	–	–	–	–	–	–	–	2	–	–	–	–	–	–	–	–
1042	3	2	2	–	–	–	1	–	2	2	2	–	–	–	–	–	–	–
1051	5	2	4	–	–	–	3	–	2	2	2	2	–	–	–	–	–	–
1052	98	84	69	9	9	19	52	57	41	35	18	8	1	–	1	1	–	–
1053	3	1	–	–	1	–	1	–	–	2	–	–	–	–	–	–	–	–
1061	7	16	6	–	–	–	1	11	5	6	5	1	–	–	–	–	–	–
1064	–	–	2	–	–	–	–	–	1	–	–	1	–	–	–	–	–	–
1066	12	12	12	–	1	–	7	6	7	4	5	4	1	–	–	–	–	1
1069	–	–	2	–	–	–	–	–	1	–	–	1	–	–	–	–	–	–
1081	3	2	1	–	–	–	2	1	1	1	–	–	–	1	–	–	–	–
1091	9	7	19	–	–	–	5	4	17	4	3	2	–	–	–	–	–	–
1099	5	6	4	–	–	–	3	3	4	2	2	–	–	–	–	–	1	–
1111	–	–	1	–	–	–	–	–	–	–	–	1	–	–	–	–	–	–
1113	–	2	2	–	–	–	–	1	–	–	1	2	–	–	–	–	–	–
1121	3	1	1	–	–	–	2	1	1	–	–	–	1	–	–	–	–	–
1122	28	20	15	3	–	–	10	15	12	15	5	3	–	–	–	–	–	–
1220	–	1	–	–	–	–	–	–	–	–	1	–	–	–	–	–	–	–
1354	1	–	–	–	–	–	1	–	–	–	–	–	–	–	–	–	–	–
1411	6	–	1	–	–	–	3	–	1	3	–	–	–	–	–	–	–	–
1412	13	8	4	–	–	–	3	5	1	10	3	3	–	–	–	–	–	–
1413	3	2	–	–	–	–	2	–	–	1	2	–	–	–	–	–	–	–
1414	–	1	–	–	–	–	–	–	–	–	1	–	–	–	–	–	–	–
1422	1	–	–	–	–	–	–	–	–	1	–	–	–	–	–	–	–	–
1510	26	16	30	–	4	4	18	10	23	5	2	2	3	–	–	–	–	1
1521	–	1	–	–	–	–	–	–	–	–	1	–	–	–	–	–	–	–
1531	1	1	1	–	1	–	–	–	–	1	–	1	–	–	–	–	–	–
1610	162	127	135	3	4	5	60	70	95	89	45	25	8	4	8	2	4	2
1621	48	46	30	2	–	1	12	29	19	30	14	7	3	3	2	1	–	1
1622	8	11	8	–	–	–	1	5	4	6	3	3	1	3	1	–	–	–
1629	8	6	6	–	–	–	3	2	4	4	3	2	1	1	–	–	–	–
1721	2	–	1	–	–	–	1	–	–	1	–	1	–	–	–	–	–	–
1722	–	–	1	–	–	–	–	–	–	–	–	1	–	–	–	–	–	–
1731	–	–	1	–	–	–	–	–	–	–	–	1	–	–	–	–	–	–
1732	–	1	–	–	–	–	–	–	–	–	1	–	–	–	–	–	–	–
1741	1	2	3	–	–	–	1	1	2	–	1	1	–	–	–	–	–	–
1749	2	1	1	–	1	1	1	–	–	1	–	–	–	–	–	–	–	–
1812	–	3	3	–	–	–	–	–	–	–	3	3	–	–	–	–	–	–
1813	5	2	4	–	–	–	–	1	2	5	1	2	–	–	–	–	–	–
1821	2	–	–	–	–	–	–	–	–	2	–	–	–	–	–	–	–	–
1931	1	–	3	–	–	–	–	–	–	1	–	3	–	–	–	–	–	–
1932	–	4	–	–	–	–	–	2	–	–	–	–	–	1	–	–	1	–
2013	–	–	1	–	–	–	–	–	1	–	–	–	–	–	–	–	–	–
2051	1	–	–	–	–	–	–	–	–	1	–	–	–	–	–	–	–	–

Capítulo 30 - Rondônia

30.1 - Quantidade de acidentes do trabalho liquidados, por consequência, segundo a Classificação Nacional de Atividades Econômicas (CNAE), no estado de Rondônia - 2013/2015

(continuação)

CNAE	QUANTIDADE DE ACIDENTES DO TRABALHO LIQUIDADOS																	
	Total			Consequência														
				Assistência Médica			Menos de 15 dias			Mais de 15 dias			Incapacidade Permanente			Óbito		
	2013	2014	2015	2013	2014	2015	2013	2014	2015	2013	2014	2015	2013	2014	2015	2013	2014	2015
2061	–	1	–	–	–	–	–	–	–	–	1	–	–	–	–	–	–	–
2062	3	1	1	–	–	–	2	1	–	1	–	1	–	–	–	–	–	–
2073	2	–	–	–	–	–	–	–	–	1	–	–	1	–	–	–	–	–
2212	6	7	2	–	–	–	–	3	2	6	4	–	–	–	–	–	–	–
2219	–	42	18	–	–	–	–	–	–	–	42	18	–	–	–	–	–	–
2221	2	–	1	–	–	–	1	–	1	1	–	–	–	–	–	–	–	–
2222	–	4	–	–	–	–	–	3	–	–	1	–	–	–	–	–	–	–
2223	–	1	–	–	–	–	–	–	–	–	1	–	–	–	–	–	–	–
2229	1	–	1	–	–	–	–	–	1	1	–	–	–	–	–	–	–	–
2311	24	23	7	–	–	–	19	22	5	5	1	2	–	–	–	–	–	–
2320	2	2	2	2	1	2	–	1	–	–	–	–	–	–	–	–	–	–
2330	33	22	14	–	–	–	16	13	12	16	8	2	1	1	–	–	–	–
2341	–	–	1	–	–	–	–	–	–	–	–	1	–	–	–	–	–	–
2342	62	49	29	1	1	1	20	28	23	39	18	5	2	2	–	–	–	–
2349	12	3	4	–	–	–	2	–	2	10	3	1	–	–	1	–	–	–
2391	3	6	5	–	–	–	1	3	3	2	3	1	–	–	1	–	–	–
2399	1	–	–	–	–	–	–	–	–	–	–	–	1	–	–	–	–	–
2424	1	–	–	–	–	–	1	–	–	–	–	–	–	–	–	–	–	–
2449	11	8	9	–	–	–	9	8	9	2	–	–	–	–	–	–	–	–
2451	1	–	1	–	–	–	1	–	–	–	–	1	–	–	–	–	–	–
2452	1	5	3	–	–	–	1	2	–	–	3	2	–	–	1	–	–	–
2511	5	6	10	–	–	1	2	1	4	3	5	4	–	–	1	–	–	–
2512	2	8	4	–	–	–	1	2	3	1	5	1	–	1	–	–	–	–
2513	1	–	–	–	–	–	–	–	–	1	–	–	–	–	–	–	–	–
2521	4	4	2	–	–	–	2	2	1	2	2	1	–	–	–	–	–	–
2532	–	1	–	–	–	–	–	1	–	–	–	–	–	–	–	–	–	–
2539	4	1	1	1	–	–	–	–	–	3	1	1	–	–	–	–	–	–
2542	3	1	1	–	–	–	–	–	1	3	1	–	–	–	–	–	–	–
2543	–	–	1	–	–	–	–	–	1	–	–	–	–	–	–	–	–	–
2592	–	1	1	–	–	–	–	–	1	–	1	–	–	–	–	–	–	–
2593	1	–	1	–	–	–	1	–	1	–	–	–	–	–	–	–	–	–
2599	2	–	1	–	–	–	–	–	1	2	–	–	–	–	–	–	–	–
2710	–	–	1	–	–	1	–	–	–	–	–	–	–	–	–	–	–	–
2722	–	–	1	–	–	–	–	–	–	–	–	1	–	–	–	–	–	–
2731	86	1	–	8	–	–	60	–	–	14	–	–	–	1	–	4	–	–
2790	–	–	1	–	–	–	–	–	1	–	–	–	–	–	–	–	–	–
2811	–	2	–	–	–	–	–	1	–	–	1	–	–	–	–	–	–	–
2812	–	1	1	–	–	–	–	–	–	–	1	1	–	–	–	–	–	–
2814	1	1	1	–	–	–	–	1	1	1	–	–	–	–	–	–	–	–
2822	19	20	14	7	14	7	8	5	7	4	1	–	–	–	–	–	–	–
2823	2	1	–	–	–	–	–	1	–	2	–	–	–	–	–	–	–	–
2829	–	1	–	–	–	–	–	1	–	–	–	–	–	–	–	–	–	–
2833	–	–	1	–	–	–	–	–	–	–	–	1	–	–	–	–	–	–
2852	–	1	–	–	–	–	–	–	–	–	1	–	–	–	–	–	–	–
2864	–	1	1	–	–	–	–	–	–	–	1	–	–	–	1	–	–	–
2920	–	–	1	–	–	–	–	–	–	–	–	1	–	–	–	–	–	–
2930	13	9	6	–	–	–	6	4	5	7	4	1	–	1	–	–	–	–
2949	1	–	–	–	–	–	–	–	–	1	–	–	–	–	–	–	–	–
2950	4	2	2	–	–	–	–	2	2	4	–	–	–	–	–	–	–	–
3092	2	6	1	–	–	–	–	3	1	2	3	–	–	–	–	–	–	–
3101	23	20	9	–	–	–	7	8	3	13	8	5	3	4	1	–	–	–
3102	1	–	–	–	–	–	–	–	–	1	–	–	–	–	–	–	–	–
3104	7	9	7	–	–	–	2	5	2	4	4	4	1	–	1	–	–	–
3230	–	6	7	–	–	–	–	–	–	–	6	7	–	–	–	–	–	–
3240	1	–	2	–	–	–	–	–	–	1	–	1	–	–	1	–	–	–
3291	–	1	–	–	–	–	–	–	–	–	1	–	–	–	–	–	–	–
3292	2	2	–	–	–	–	2	2	–	–	–	–	–	–	–	–	–	–
3299	–	3	–	–	1	–	–	2	–	–	–	–	–	–	–	–	–	–
3312	–	–	1	–	–	–	–	–	1	–	–	–	–	–	–	–	–	–
3313	3	5	4	2	1	–	1	4	4	–	–	–	–	–	–	–	–	–
3314	3	6	1	–	5	–	2	–	1	1	1	–	–	–	–	–	–	–
3317	–	–	1	–	–	–	–	–	1	–	–	–	–	–	–	–	–	–
3321	–	4	1	–	2	–	–	2	–	–	–	1	–	–	–	–	–	–
3329	–	1	–	–	–	–	–	–	–	–	1	–	–	–	–	–	–	–
3511	23	39	88	3	6	40	11	26	43	9	7	4	–	–	1	–	–	–
3512	3	1	8	1	–	1	2	1	4	–	–	3	–	–	–	–	–	–
3514	13	7	6	2	–	–	6	5	5	5	2	1	–	–	–	–	–	–
3600	18	17	20	2	2	–	12	13	19	4	2	1	–	–	–	–	–	–
3811	29	23	28	1	1	2	22	17	24	6	5	–	–	–	–	–	–	2
3812	14	12	12	5	4	9	8	7	3	1	1	–	–	–	–	–	–	–
3821	–	–	2	–	–	–	–	–	1	–	–	1	–	–	–	–	–	–
3822	–	1	–	–	1	–	–	–	–	–	–	–	–	–	–	–	–	–
3831	–	–	1	–	–	–	–	–	–	–	–	1	–	–	–	–	–	–
3832	3	–	1	–	–	–	–	–	1	2	–	–	1	–	–	–	–	–
3839	–	1	2	–	–	–	–	–	2	–	1	–	–	–	–	–	–	–

Capítulo 30 - Rondônia

30.1 - Quantidade de acidentes do trabalho liquidados, por consequência, segundo a Classificação Nacional de Atividades Econômicas (CNAE), no estado de Rondônia - 2013/2015

(continuação)

CNAE	QUANTIDADE DE ACIDENTES DO TRABALHO LIQUIDADOS																	
	Total			Consequência														
				Assistência Médica			Menos de 15 dias			Mais de 15 dias			Incapacidade Permanente			Óbito		
	2013	2014	2015	2013	2014	2015	2013	2014	2015	2013	2014	2015	2013	2014	2015	2013	2014	2015
4110	15	6	–	1	1	–	5	4	–	9	1	–	–	–	–	–	–	–
4120	199	172	113	9	18	5	96	97	92	88	50	13	4	5	2	2	2	1
4211	33	110	153	2	52	107	7	44	40	19	11	3	5	–	–	–	3	3
4212	365	140	108	270	96	83	63	35	21	27	8	3	4	–	1	1	1	–
4213	–	–	1	–	–	–	–	–	1	–	–	–	–	–	–	–	–	–
4221	999	416	180	593	181	61	255	170	75	146	63	41	2	2	2	3	–	1
4222	6	6	2	1	1	–	4	3	2	1	2	–	–	–	–	–	–	–
4292	436	249	90	382	222	62	28	15	22	26	11	4	–	–	–	–	1	2
4299	22	44	10	–	8	3	15	24	4	5	9	2	1	–	1	1	3	–
4311	1	–	–	1	–	–	–	–	–	–	–	–	–	–	–	–	–	–
4313	26	14	12	1	–	–	14	10	7	11	4	4	–	–	1	–	–	–
4321	30	93	26	–	14	–	18	60	21	12	11	5	–	2	–	–	6	–
4322	7	–	2	–	–	–	5	–	2	2	–	–	–	–	–	–	–	–
4329	2	1	2	–	–	–	–	1	2	2	–	–	–	–	–	–	–	–
4330	6	7	1	–	–	–	4	7	1	1	–	–	–	–	–	1	–	–
4391	1	2	–	–	–	–	–	2	–	1	–	–	–	–	–	–	–	–
4399	31	29	16	7	9	1	15	15	10	7	4	5	2	–	–	–	1	–
4511	24	22	25	1	1	–	9	17	19	14	4	6	–	–	–	–	–	–
4512	–	1	–	–	–	–	–	1	–	–	–	–	–	–	–	–	–	–
4520	38	16	21	3	–	–	15	10	16	19	6	5	1	–	–	–	–	–
4530	63	68	48	3	2	1	22	39	36	35	23	11	2	2	–	1	2	–
4541	32	24	17	–	–	2	11	13	12	20	9	3	1	2	–	–	–	–
4543	2	4	2	–	–	1	2	2	1	–	2	–	–	–	–	–	–	–
4611	–	–	1	–	–	–	–	–	1	–	–	–	–	–	–	–	–	–
4613	1	–	1	–	–	–	–	–	1	1	–	–	–	–	–	–	–	–
4614	–	1	1	–	–	–	–	1	1	–	–	–	–	–	–	–	–	–
4618	1	–	–	–	–	–	–	–	–	1	–	–	–	–	–	–	–	–
4619	–	1	–	–	–	–	–	–	–	–	1	–	–	–	–	–	–	–
4621	3	4	–	–	–	–	–	–	–	3	2	–	–	2	–	–	–	–
4622	1	2	2	–	–	–	–	–	1	1	1	1	–	1	–	–	–	–
4623	2	3	1	–	–	–	–	1	1	2	2	–	–	–	–	–	–	–
4631	1	–	–	–	–	–	1	–	–	–	–	–	–	–	–	–	–	–
4632	5	2	4	–	–	–	2	1	4	3	1	–	–	–	–	–	–	–
4633	2	1	–	–	–	–	–	1	–	2	–	–	–	–	–	–	–	–
4634	1	1	2	–	–	–	1	1	2	–	–	–	–	–	–	–	–	–
4635	20	25	13	1	2	–	9	15	12	10	8	1	–	–	–	–	–	–
4637	18	16	7	–	–	1	4	5	6	14	11	–	–	–	–	–	–	–
4639	15	11	5	–	–	–	7	8	4	8	3	1	–	–	–	–	–	–
4644	8	6	9	1	1	1	4	2	7	3	2	1	–	1	–	–	–	–
4645	2	–	1	–	–	–	1	–	–	1	–	1	–	–	–	–	–	–
4646	1	–	–	–	–	–	1	–	–	–	–	–	–	–	–	–	–	–
4647	–	1	1	–	–	–	–	1	1	–	–	–	–	–	–	–	–	–
4649	7	6	7	–	–	–	3	3	4	4	3	2	–	–	1	–	–	–
4661	10	1	4	–	–	–	7	–	4	2	1	–	–	–	–	1	–	–
4662	2	1	1	–	–	–	2	1	1	–	–	–	–	–	–	–	–	–
4665	–	1	–	–	–	–	–	1	–	–	–	–	–	–	–	–	–	–
4669	2	2	1	–	–	–	–	2	–	1	–	1	1	–	–	–	–	–
4671	11	19	11	–	–	–	2	8	10	8	9	–	1	–	1	–	2	–
4672	2	1	2	–	–	–	1	1	2	1	–	–	–	–	–	–	–	–
4673	2	–	–	–	–	–	1	–	–	1	–	–	–	–	–	–	–	–
4674	3	–	1	–	–	–	2	–	–	1	–	1	–	–	–	–	–	–
4679	9	5	4	1	1	2	3	2	1	4	2	1	1	–	–	–	–	–
4681	–	3	–	–	1	–	–	1	–	–	1	–	–	–	–	–	–	–
4682	20	25	23	–	1	3	16	23	18	4	1	2	–	–	–	–	–	–
4683	1	–	1	–	–	–	–	–	–	1	–	1	–	–	–	–	–	–
4684	–	6	1	–	–	–	–	5	1	–	1	–	–	–	–	–	–	–
4687	3	2	4	–	–	–	–	1	2	3	1	2	–	–	–	–	–	–
4689	1	1	1	–	–	–	–	–	–	–	1	1	1	–	–	–	–	–
4691	8	3	7	–	1	–	1	2	5	7	–	2	–	–	–	–	–	–
4692	5	1	1	–	–	–	4	–	–	1	1	1	–	–	–	–	–	–
4693	6	3	6	–	–	–	4	3	6	2	–	–	–	–	–	–	–	–
4711	135	109	124	4	6	1	54	75	101	75	26	20	2	1	1	–	1	1
4712	27	17	18	1	–	–	7	12	14	18	5	4	–	–	–	1	–	–
4713	3	13	2	–	–	–	3	9	2	–	4	–	–	–	–	–	–	–
4721	13	5	4	–	–	–	6	2	3	6	2	1	–	1	–	1	–	–
4722	2	5	1	–	1	–	1	2	1	1	2	–	–	–	–	–	–	–
4723	2	8	3	–	–	–	–	5	1	2	3	2	–	–	–	–	–	–
4724	1	–	–	–	–	–	–	–	–	1	–	–	–	–	–	–	–	–
4729	6	2	3	–	–	–	2	–	1	4	2	1	–	–	1	–	–	–
4731	21	21	22	–	–	–	8	10	13	11	11	6	2	–	2	–	–	1
4741	6	3	8	–	1	2	1	1	3	5	1	3	–	–	–	–	–	–
4742	3	3	2	–	–	–	1	2	2	2	1	–	–	–	–	–	–	–
4743	6	6	4	–	–	–	2	1	1	4	5	3	–	–	–	–	–	–
4744	96	84	48	4	3	2	33	48	33	57	27	9	1	4	4	1	2	–
4751	10	3	4	–	–	–	4	–	4	6	3	–	–	–	–	–	–	–

Capítulo 30 - Rondônia

30.1 - Quantidade de acidentes do trabalho liquidados, por consequência, segundo a Classificação Nacional de Atividades Econômicas (CNAE), no estado de Rondônia - 2013/2015

(continuação)

CNAE	QUANTIDADE DE ACIDENTES DO TRABALHO LIQUIDADOS																	
	Total			Consequência														
				Assistência Médica			Menos de 15 dias			Mais de 15 dias			Incapacidade Permanente			Óbito		
	2013	2014	2015	2013	2014	2015	2013	2014	2015	2013	2014	2015	2013	2014	2015	2013	2014	2015
4752	2	3	5	–	–	–	–	1	4	2	2	1	–	–	–	–	–	–
4753	16	21	18	1	1	–	6	14	15	9	5	3	–	1	–	–	–	–
4754	15	13	10	2	–	–	3	7	6	10	6	2	–	–	2	–	–	–
4755	6	9	5	1	–	–	2	2	4	3	5	1	–	2	–	–	–	–
4756	1	–	–	–	–	–	1	–	–	–	–	–	–	–	–	–	–	–
4757	2	1	3	–	–	–	–	–	3	1	1	–	1	–	–	–	–	–
4759	3	4	3	–	–	–	1	4	3	2	–	–	–	–	–	–	–	–
4761	2	3	8	–	–	–	1	1	2	–	1	6	1	1	–	–	–	–
4763	1	–	–	–	–	–	–	–	–	1	–	–	–	–	–	–	–	–
4771	28	22	23	–	–	1	11	9	14	17	12	8	–	1	–	–	–	–
4772	5	2	1	–	–	–	2	1	1	3	1	–	–	–	–	–	–	–
4774	–	2	2	–	–	–	–	2	–	–	–	2	–	–	–	–	–	–
4781	41	30	31	2	4	2	18	10	21	20	15	7	1	1	1	–	–	–
4782	3	5	3	–	–	–	1	1	2	2	4	1	–	–	–	–	–	–
4783	1	2	–	–	1	–	1	–	–	–	1	–	–	–	–	–	–	–
4784	9	8	2	–	–	–	3	2	2	5	6	–	–	–	–	1	–	–
4789	22	15	7	–	–	–	10	8	3	10	6	4	–	1	–	2	–	–
4921	28	26	23	–	–	–	3	21	21	25	4	1	–	1	–	–	–	1
4922	23	24	11	–	3	1	11	17	9	11	2	–	1	2	–	–	–	1
4923	1	–	1	1	–	–	–	–	1	–	–	–	–	–	–	–	–	–
4924	4	2	–	–	–	–	2	1	–	2	–	–	–	–	–	–	1	–
4929	2	1	1	–	–	–	1	1	1	1	–	–	–	–	–	–	–	–
4930	99	56	48	1	6	2	36	25	34	59	23	7	1	2	2	2	–	3
5021	16	21	17	–	1	–	11	15	17	4	5	–	–	–	–	1	–	–
5022	–	1	2	–	–	–	–	1	2	–	–	–	–	–	–	–	–	–
5091	4	3	–	–	–	–	2	2	–	2	–	–	–	–	–	–	1	–
5111	4	15	6	–	–	–	4	4	1	–	11	5	–	–	–	–	–	–
5112	–	1	2	–	–	–	–	–	2	–	1	–	–	–	–	–	–	–
5120	–	–	2	–	–	–	–	–	2	–	–	–	–	–	–	–	–	–
5211	5	4	3	–	–	–	1	1	–	4	3	3	–	–	–	–	–	–
5212	2	7	6	–	–	–	1	2	–	1	5	6	–	–	–	–	–	–
5223	–	–	1	–	–	–	–	–	1	–	–	–	–	–	–	–	–	–
5229	–	2	–	–	–	–	–	–	–	–	2	–	–	–	–	–	–	–
5231	3	4	8	1	–	–	2	3	4	–	1	4	–	–	–	–	–	–
5232	–	1	1	–	–	–	–	–	–	–	1	1	–	–	–	–	–	–
5240	5	1	4	–	–	–	4	1	3	–	–	1	1	–	–	–	–	–
5250	3	1	2	–	–	1	1	–	1	2	1	–	–	–	–	–	–	–
5310	162	171	84	59	71	11	83	92	67	20	7	6	–	1	–	–	–	–
5320	–	–	3	–	–	–	–	–	3	–	–	–	–	–	–	–	–	–
5510	20	21	8	–	–	1	6	14	6	12	6	1	2	1	–	–	–	–
5611	53	30	29	–	1	–	12	15	17	40	14	10	1	–	2	–	–	–
5612	–	1	–	–	–	–	–	1	–	–	–	–	–	–	–	–	–	–
5620	21	22	13	–	1	3	11	19	9	10	1	1	–	1	–	–	–	–
5812	2	–	–	–	–	–	2	–	–	–	–	–	–	–	–	–	–	–
5822	2	1	1	–	–	–	–	1	1	2	–	–	–	–	–	–	–	–
5914	–	–	2	–	–	–	–	–	2	–	–	–	–	–	–	–	–	–
6010	3	3	–	–	–	–	1	2	–	2	1	–	–	–	–	–	–	–
6021	1	1	3	–	–	–	–	–	2	1	1	1	–	–	–	–	–	–
6110	5	2	4	2	–	–	–	2	3	3	–	1	–	–	–	–	–	–
6120	–	5	2	–	–	–	–	3	2	–	2	–	–	–	–	–	–	–
6190	3	–	2	–	–	–	–	–	1	3	–	1	–	–	–	–	–	–
6201	–	6	7	–	–	–	–	–	–	–	6	7	–	–	–	–	–	–
6202	1	–	1	–	–	–	1	–	–	–	–	1	–	–	–	–	–	–
6209	–	–	1	–	–	–	–	–	1	–	–	–	–	–	–	–	–	–
6311	–	3	2	–	–	–	–	–	–	–	3	2	–	–	–	–	–	–
6319	–	1	–	–	–	–	–	–	–	–	1	–	–	–	–	–	–	–
6399	4	–	–	–	–	–	3	–	–	–	–	–	–	–	–	1	–	–
6421	17	8	3	–	–	–	7	5	3	10	2	–	–	1	–	–	–	–
6422	55	15	29	–	1	–	20	6	20	35	7	7	–	1	2	–	–	–
6423	2	4	1	–	–	–	–	4	1	1	–	–	1	–	–	–	–	–
6424	4	6	5	–	–	–	1	4	5	3	2	–	–	–	–	–	–	–
6462	–	3	3	–	–	1	–	2	–	–	1	2	–	–	–	–	–	–
6463	–	–	1	–	–	–	–	–	1	–	–	–	–	–	–	–	–	–
6550	4	1	4	4	–	2	–	1	2	–	–	–	–	–	–	–	–	–
6613	–	–	1	–	–	–	–	–	–	–	–	1	–	–	–	–	–	–
6619	–	1	1	–	–	–	–	–	1	–	1	–	–	–	–	–	–	–
6622	1	–	1	–	–	–	1	–	1	–	–	–	–	–	–	–	–	–
6810	4	–	5	–	–	–	–	–	5	4	–	–	–	–	–	–	–	–
6821	1	1	3	–	–	–	1	1	2	–	–	1	–	–	–	–	–	–
6822	12	8	1	–	–	–	9	7	1	3	1	–	–	–	–	–	–	–
6911	2	–	1	–	–	–	1	–	1	1	–	–	–	–	–	–	–	–
6912	5	1	1	–	–	–	2	1	1	3	–	–	–	–	–	–	–	–
6920	10	13	12	–	–	–	3	9	10	7	4	2	–	–	–	–	–	–
7020	–	2	–	–	–	–	–	–	–	–	2	–	–	–	–	–	–	–
7111	1	–	–	–	–	–	1	–	–	–	–	–	–	–	–	–	–	–

Capítulo 30 - Rondônia

30.1 - Quantidade de acidentes do trabalho liquidados, por consequência, segundo a Classificação Nacional de Atividades Econômicas (CNAE), no estado de Rondônia - 2013/2015

(conclusão)

CNAE	QUANTIDADE DE ACIDENTES DO TRABALHO LIQUIDADOS																	
	Total			Consequência														
				Assistência Médica			Menos de 15 dias			Mais de 15 dias			Incapacidade Permanente			Óbito		
	2013	2014	2015	2013	2014	2015	2013	2014	2015	2013	2014	2015	2013	2014	2015	2013	2014	2015
7112	28	17	7	10	–	2	12	12	4	5	5	–	–	–	–	1	–	1
7119	3	1	1	1	–	–	2	–	–	–	1	1	–	–	–	–	–	–
7120	2	–	–	–	–	–	1	–	–	1	–	–	–	–	–	–	–	–
7210	4	3	2	–	1	–	4	2	2	–	–	–	–	–	–	–	–	–
7220	–	2	–	–	–	–	–	–	–	–	2	–	–	–	–	–	–	–
7312	–	1	–	–	1	–	–	–	–	–	–	–	–	–	–	–	–	–
7319	–	2	1	–	–	–	–	2	1	–	–	–	–	–	–	–	–	–
7420	–	1	–	–	–	–	–	–	–	–	1	–	–	–	–	–	–	–
7490	2	–	16	–	–	5	–	–	11	1	–	–	1	–	–	–	–	–
7711	3	3	3	–	–	–	1	3	3	2	–	–	–	–	–	–	–	–
7722	–	1	–	–	–	–	–	–	–	–	1	–	–	–	–	–	–	–
7732	7	7	3	1	1	–	3	5	2	3	1	1	–	–	–	–	–	–
7739	–	3	2	–	–	–	–	3	2	–	–	–	–	–	–	–	–	–
7810	5	–	4	–	–	–	2	–	3	3	–	–	–	–	–	–	–	1
7820	1	1	2	–	–	–	1	1	2	–	–	–	–	–	–	–	–	–
7911	2	1	2	–	–	–	1	–	2	1	1	–	–	–	–	–	–	–
8011	32	16	18	–	–	–	7	9	12	24	7	3	1	–	–	–	–	3
8012	17	12	13	–	2	1	11	5	10	6	5	2	–	–	–	–	–	–
8020	3	2	5	–	–	–	2	1	3	1	–	2	–	–	–	–	1	–
8030	–	2	2	–	–	–	–	–	–	–	2	2	–	–	–	–	–	–
8111	1	3	2	–	–	–	1	3	2	–	–	–	–	–	–	–	–	–
8112	18	12	5	–	–	–	9	8	5	8	4	–	1	–	–	–	–	–
8121	19	12	15	–	–	2	9	11	12	10	1	–	–	–	1	–	–	–
8122	–	2	–	–	–	–	–	1	–	–	1	–	–	–	–	–	–	–
8129	–	1	1	–	–	–	–	1	–	–	–	1	–	–	–	–	–	–
8130	–	1	1	–	–	–	–	1	1	–	–	–	–	–	–	–	–	–
8211	4	2	2	–	–	–	2	1	2	2	1	–	–	–	–	–	–	–
8219	3	2	1	–	–	–	–	2	1	3	–	–	–	–	–	–	–	–
8220	–	2	1	–	–	–	–	–	1	–	2	–	–	–	–	–	–	–
8230	2	2	–	–	–	–	2	1	–	–	1	–	–	–	–	–	–	–
8291	1	2	1	–	–	–	1	1	1	–	1	–	–	–	–	–	–	–
8292	1	–	1	–	–	–	–	–	1	1	–	–	–	–	–	–	–	–
8299	6	11	5	–	1	–	2	6	5	4	3	–	–	–	–	–	1	–
8411	114	53	53	6	2	8	21	30	36	85	18	7	2	3	1	–	–	1
8412	–	–	1	–	–	–	–	–	–	–	–	1	–	–	–	–	–	–
8423	1	–	–	–	–	–	–	–	–	1	–	–	–	–	–	–	–	–
8511	1	23	28	–	–	–	–	–	1	1	23	27	–	–	–	–	–	–
8512	1	–	1	–	–	–	–	–	1	1	–	–	–	–	–	–	–	–
8513	5	6	2	–	–	–	–	3	1	5	3	1	–	–	–	–	–	–
8520	1	1	2	–	–	–	–	–	2	1	1	–	–	–	–	–	–	–
8531	3	4	4	–	–	–	1	1	3	2	3	1	–	–	–	–	–	–
8532	14	15	19	–	2	1	6	12	12	7	1	6	1	–	–	–	–	–
8533	–	–	1	–	–	–	–	–	1	–	–	–	–	–	–	–	–	–
8541	1	–	–	–	–	–	–	–	–	1	–	–	–	–	–	–	–	–
8550	–	1	–	–	–	–	–	1	–	–	–	–	–	–	–	–	–	–
8599	27	29	31	1	5	4	14	18	25	11	6	2	1	–	–	–	–	–
8610	141	58	96	74	30	45	47	26	50	19	2	1	–	–	–	1	–	–
8621	–	–	1	–	–	–	–	–	1	–	–	–	–	–	–	–	–	–
8630	8	9	8	–	1	1	2	4	7	6	3	–	–	1	–	–	–	–
8640	16	24	19	3	7	3	6	11	13	7	6	3	–	–	–	–	–	–
8650	2	2	–	–	1	–	1	1	–	1	–	–	–	–	–	–	–	–
8660	1	–	–	–	–	–	–	–	–	1	–	–	–	–	–	–	–	–
8690	3	–	–	–	–	–	1	–	–	2	–	–	–	–	–	–	–	–
8730	–	–	1	–	–	–	–	–	1	–	–	–	–	–	–	–	–	–
8800	5	6	4	3	1	1	–	3	3	2	2	–	–	–	–	–	–	–
9001	1	–	–	–	–	–	–	–	–	1	–	–	–	–	–	–	–	–
9312	–	–	1	–	–	–	–	–	1	–	–	–	–	–	–	–	–	–
9313	–	1	1	–	–	–	–	1	–	–	–	1	–	–	–	–	–	–
9321	1	–	–	–	–	–	–	–	–	1	–	–	–	–	–	–	–	–
9329	–	2	–	–	–	–	–	2	–	–	–	–	–	–	–	–	–	–
9411	3	1	–	1	–	–	1	–	–	1	1	–	–	–	–	–	–	–
9412	7	2	2	1	–	1	1	1	1	5	1	–	–	–	–	–	–	–
9420	2	2	–	–	–	–	1	1	–	1	1	–	–	–	–	–	–	–
9430	46	27	10	2	–	1	27	24	6	17	3	2	–	–	1	–	–	–
9491	10	4	7	–	–	–	1	2	3	9	1	4	–	1	–	–	–	–
9499	–	1	3	–	–	–	–	1	2	–	–	1	–	–	–	–	–	–
9512	1	–	–	–	–	–	–	–	–	1	–	–	–	–	–	–	–	–
9521	2	1	1	–	–	–	1	–	–	1	1	1	–	–	–	–	–	–
9529	1	–	2	–	–	–	–	–	2	1	–	–	–	–	–	–	–	–
9601	3	–	1	–	–	–	–	–	1	3	–	–	–	–	–	–	–	–
9602	1	1	1	–	–	–	–	–	–	1	1	1	–	–	–	–	–	–
9609	–	1	–	–	–	–	–	1	–	–	–	–	–	–	–	–	–	–
9700	1	2	–	–	–	–	1	2	–	–	–	–	–	–	–	–	–	–
Ignorado	666	1.413	1.318	–	1	–	14	32	22	600	1.340	1.255	51	40	41	1	–	–

Fonte: DATAPREV, CAT, SUB.

Nota: Os dados são preliminares, estando sujeitos a correções.

Capítulo 30 - Rondônia

30.2 - Quantidade mensal de acidentes do trabalho liquidados, por consequência, no estado de Rondônia - 2013/2015

MESES	QUANTIDADE DE ACIDENTES DO TRABALHO LIQUIDADOS																	
	Total			Consequência														
				Assistência Médica			Menos de 15 dias			Mais de 15 dias			Incapacidade Permanente			Óbito		
	2013	2014	2015	2013	2014	2015	2013	2014	2015	2013	2014	2015	2013	2014	2015	2013	2014	2015
TOTAL	**6.486**	**5.784**	**4.862**	**1.637**	**909**	**689**	**2.083**	**2.211**	**2.120**	**2.594**	**2.511**	**1.928**	**134**	**113**	**95**	**38**	**40**	**30**
Janeiro	532	487	342	198	124	52	153	165	125	166	183	157	13	13	8	2	2	–
Fevereiro	519	491	373	190	82	60	134	171	146	183	231	153	6	7	12	6	–	2
Março	586	473	455	155	81	73	187	168	202	233	211	170	10	9	5	1	4	5
Abril	524	467	417	103	78	76	195	175	170	212	197	159	10	13	12	4	4	–
Maio	515	560	401	142	98	59	159	209	175	207	245	156	6	6	10	1	2	1
Junho	541	483	440	130	71	64	169	179	198	226	219	160	14	12	12	2	2	6
Julho	607	532	476	142	74	47	217	201	219	238	238	198	7	8	6	3	11	6
Agosto	591	510	451	136	69	52	211	210	212	229	219	172	13	8	15	2	4	–
Setembro	621	480	415	139	50	53	172	217	183	288	201	176	13	6	2	9	6	1
Outubro	583	463	432	106	62	78	193	201	184	262	182	159	18	15	6	4	3	5
Novembro	476	410	366	102	56	38	165	153	179	193	188	144	13	11	2	3	2	3
Dezembro	391	428	294	94	64	37	128	162	127	157	197	124	11	5	5	1	–	1

Fonte: DATAPREV, CAT, SUB.
Nota: Os dados são preliminares, estando sujeitos a correções.

DISTRIBUIÇÃO DE ACIDENTES DO TRABALHO LIQUIDADOS, POR CONSEQUÊNCIA, NO ESTADO DE RONDÔNIA - 2015

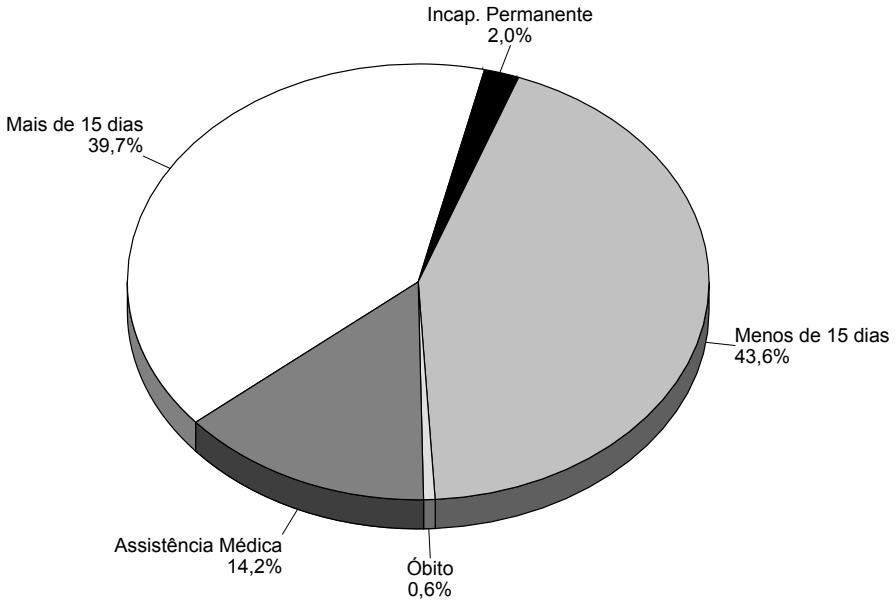

Fonte: DATAPREV, CAT, SUB.

Capítulo 31 - Acre

31.1 - Quantidade de acidentes do trabalho liquidados, por consequência, segundo a Classificação Nacional de Atividades Econômicas (CNAE), no estado do Acre - 2013/2015

(continua)

CNAE	QUANTIDADE DE ACIDENTES DO TRABALHO LIQUIDADOS																	
	Total			Consequência														
				Assistência Médica			Menos de 15 dias			Mais de 15 dias			Incapacidade Permanente			Óbito		
	2013	2014	2015	2013	2014	2015	2013	2014	2015	2013	2014	2015	2013	2014	2015	2013	2014	2015
TOTAL	**1.222**	**1.254**	**1.028**	**87**	**68**	**69**	**328**	**313**	**420**	**736**	**784**	**492**	**62**	**83**	**46**	**9**	**6**	**1**
0111	–	2	3	–	–	–	–	–	–	–	2	3	–	–	–	–	–	–
0112	–	6	6	–	–	–	–	–	–	–	6	6	–	–	–	–	–	–
0121	2	5	2	–	–	–	1	–	2	1	5	–	–	–	–	–	–	–
0139	–	–	1	–	–	–	–	–	–	–	–	1	–	–	–	–	–	–
0141	2	4	11	–	–	–	1	4	9	1	–	2	–	–	–	–	–	–
0151	28	20	8	–	–	–	9	9	6	17	11	1	2	–	1	–	–	–
0155	1	–	–	–	–	–	–	–	–	1	–	–	–	–	–	–	–	–
0220	–	1	10	–	–	–	–	1	9	–	–	1	–	–	–	–	–	–
0322	–	–	1	–	–	–	–	–	1	–	–	–	–	–	–	–	–	–
0810	3	1	3	–	–	–	1	1	2	1	–	1	–	–	–	1	–	–
1011	25	26	18	2	1	1	12	20	14	10	5	3	1	–	–	–	–	–
1012	3	10	6	–	–	–	1	2	6	2	8	–	–	–	–	–	–	–
1031	–	–	1	–	–	–	–	–	–	–	–	1	–	–	–	–	–	–
1033	–	1	–	–	–	–	–	–	–	–	1	–	–	–	–	–	–	–
1052	–	1	–	–	–	–	–	1	–	–	–	–	–	–	–	–	–	–
1053	–	1	–	–	–	–	–	–	–	–	1	–	–	–	–	–	–	–
1061	1	–	–	–	–	–	–	–	–	1	–	–	–	–	–	–	–	–
1066	–	2	–	–	–	–	–	1	–	–	1	–	–	–	–	–	–	–
1069	1	1	–	–	–	–	–	–	–	1	1	–	–	–	–	–	–	–
1081	1	–	–	–	–	–	–	–	–	1	–	–	–	–	–	–	–	–
1091	3	3	–	–	–	–	3	3	–	–	–	–	–	–	–	–	–	–
1099	1	–	–	–	–	–	–	–	–	1	–	–	–	–	–	–	–	–
1121	2	2	–	–	1	–	–	–	–	2	1	–	–	–	–	–	–	–
1122	11	20	16	–	–	–	1	16	14	10	3	2	–	1	–	–	–	–
1220	–	1	–	–	–	–	–	–	–	–	1	–	–	–	–	–	–	–
1412	1	–	–	–	–	–	–	–	–	1	–	–	–	–	–	–	–	–
1529	4	1	2	–	–	–	3	–	1	1	1	1	–	–	–	–	–	–
1531	1	–	–	–	–	–	1	–	–	–	–	–	–	–	–	–	–	–
1532	–	1	–	–	–	–	–	–	–	–	1	–	–	–	–	–	–	–
1610	30	11	5	1	1	–	5	3	–	21	5	3	1	2	2	2	–	–
1621	8	2	3	–	–	–	–	2	2	6	–	–	2	–	1	–	–	–
1622	2	2	2	–	–	–	1	–	–	1	–	2	–	1	–	–	1	–
1629	–	1	–	–	–	–	–	–	–	–	–	–	–	1	–	–	–	–
1811	1	–	–	–	–	–	–	–	–	1	–	–	–	–	–	–	–	–
1813	1	2	–	–	–	–	–	–	–	1	1	–	–	1	–	–	–	–
1821	–	1	–	–	–	–	–	–	–	–	1	–	–	–	–	–	–	–
1931	10	1	3	–	–	–	6	1	3	4	–	–	–	–	–	–	–	–
2071	1	–	–	–	–	–	–	–	–	1	–	–	–	–	–	–	–	–
2121	1	–	–	–	–	–	1	–	–	–	–	–	–	–	–	–	–	–
2212	1	–	–	–	–	–	–	–	–	1	–	–	–	–	–	–	–	–
2219	–	10	5	–	–	–	–	–	–	–	9	5	–	1	–	–	–	–
2222	3	2	2	–	–	–	–	–	2	3	2	–	–	–	–	–	–	–
2229	–	1	–	–	–	–	–	1	–	–	–	–	–	–	–	–	–	–
2311	–	2	–	–	–	–	–	2	–	–	–	–	–	–	–	–	–	–
2330	25	20	11	–	–	1	11	11	10	13	8	–	1	–	–	–	1	–
2342	13	10	9	–	–	–	5	3	7	8	7	2	–	–	–	–	–	–
2391	1	2	2	–	–	–	1	–	2	–	2	–	–	–	–	–	–	–
2422	1	–	–	–	–	–	1	–	–	–	–	–	–	–	–	–	–	–
2511	3	1	–	–	–	–	1	–	–	2	1	–	–	–	–	–	–	–
2512	2	–	–	–	–	–	2	–	–	–	–	–	–	–	–	–	–	–
2521	–	1	–	–	–	–	–	–	–	–	1	–	–	–	–	–	–	–
2539	1	–	–	–	–	–	–	–	–	1	–	–	–	–	–	–	–	–
2542	–	–	1	–	–	–	–	–	1	–	–	–	–	–	–	–	–	–
2751	–	1	–	–	–	–	–	–	–	–	1	–	–	–	–	–	–	–
2823	–	2	1	–	–	–	–	–	–	–	2	1	–	–	–	–	–	–
2930	–	1	–	–	–	–	–	1	–	–	–	–	–	–	–	–	–	–
3092	–	1	1	–	–	–	–	1	–	–	–	1	–	–	–	–	–	–
3101	5	2	3	–	–	–	1	1	1	4	1	2	–	–	–	–	–	–
3230	–	2	1	–	–	–	–	–	–	–	2	1	–	–	–	–	–	–
3250	–	–	1	–	–	–	–	–	1	–	–	–	–	–	–	–	–	–
3291	–	1	1	–	–	–	–	–	–	–	1	1	–	–	–	–	–	–
3511	9	10	12	–	2	2	4	5	8	4	3	2	–	–	–	1	–	–
3514	–	1	–	–	–	–	–	1	–	–	–	–	–	–	–	–	–	–
3811	29	8	7	11	–	1	10	5	5	8	3	1	–	–	–	–	–	–
3812	–	1	–	–	1	–	–	–	–	–	–	–	–	–	–	–	–	–
3839	–	–	1	–	–	–	–	–	1	–	–	–	–	–	–	–	–	–
4110	–	–	2	–	–	–	–	–	2	–	–	–	–	–	–	–	–	–
4120	74	36	46	1	–	1	24	13	32	42	19	9	3	4	4	4	–	–
4211	26	4	3	3	–	–	2	2	1	20	1	2	1	1	–	–	–	–
4212	2	–	1	–	–	–	–	–	–	1	–	–	1	–	1	–	–	–
4213	13	17	10	–	1	–	7	12	9	6	4	–	–	–	1	–	–	–
4221	13	5	32	–	–	–	3	2	26	10	3	4	–	–	1	–	–	1

Capítulo 31 - Acre

31.1 - Quantidade de acidentes do trabalho liquidados, por consequência, segundo a Classificação Nacional de Atividades Econômicas (CNAE), no estado do Acre - 2013/2015

(continuação)

CNAE	QUANTIDADE DE ACIDENTES DO TRABALHO LIQUIDADOS																	
	Total			Consequência														
				Assistência Médica			Menos de 15 dias			Mais de 15 dias			Incapacidade Permanente			Óbito		
	2013	2014	2015	2013	2014	2015	2013	2014	2015	2013	2014	2015	2013	2014	2015	2013	2014	2015
4292	2	–	–	1	–	–	–	–	–	1	–	–	–	–	–	–	–	–
4299	7	3	–	5	–	–	1	1	–	1	1	–	–	1	–	–	–	–
4313	6	3	–	–	–	–	2	1	–	4	1	–	–	1	–	–	–	–
4321	14	8	6	–	–	–	7	5	6	6	3	–	1	–	–	–	–	–
4329	1	–	–	–	–	–	1	–	–	–	–	–	–	–	–	–	–	–
4330	–	2	–	–	–	–	–	–	–	–	2	–	–	–	–	–	–	–
4391	2	2	1	–	–	–	–	1	–	2	–	–	–	1	1	–	–	–
4399	3	–	2	–	–	–	1	–	2	2	–	–	–	–	–	–	–	–
4511	7	2	4	–	–	–	–	–	2	7	1	2	–	1	–	–	–	–
4520	4	1	3	–	–	–	1	1	3	3	–	–	–	–	–	–	–	–
4530	8	9	9	–	–	–	1	5	7	7	3	1	–	–	1	–	1	–
4541	1	1	4	–	–	–	–	–	4	1	1	–	–	–	–	–	–	–
4617	1	–	–	–	–	–	–	–	–	1	–	–	–	–	–	–	–	–
4634	5	1	–	–	–	–	4	–	–	1	1	–	–	–	–	–	–	–
4635	6	1	8	–	–	–	3	1	8	3	–	–	–	–	–	–	–	–
4637	–	2	–	–	–	–	–	1	–	–	1	–	–	–	–	–	–	–
4639	8	5	3	–	–	–	6	3	3	2	2	–	–	–	–	–	–	–
4641	1	–	–	–	–	–	–	–	–	1	–	–	–	–	–	–	–	–
4642	1	–	–	–	–	–	–	–	–	1	–	–	–	–	–	–	–	–
4644	–	1	1	–	–	–	–	1	1	–	–	–	–	–	–	–	–	–
4661	1	–	–	–	–	–	1	–	–	–	–	–	–	–	–	–	–	–
4662	–	1	–	–	–	–	–	1	–	–	–	–	–	–	–	–	–	–
4669	–	1	–	–	–	–	–	1	–	–	–	–	–	–	–	–	–	–
4679	1	–	–	–	–	–	–	–	–	1	–	–	–	–	–	–	–	–
4682	10	4	2	–	–	–	5	2	2	5	2	–	–	–	–	–	–	–
4685	–	2	1	–	1	–	–	1	1	–	–	–	–	–	–	–	–	–
4687	–	2	–	–	–	–	–	2	–	–	–	–	–	–	–	–	–	–
4691	4	5	6	–	1	–	2	2	4	2	2	2	–	–	–	–	–	–
4693	4	–	1	–	–	–	3	–	–	1	–	1	–	–	–	–	–	–
4711	38	43	37	2	5	2	14	30	25	22	8	10	–	–	–	–	–	–
4712	8	8	4	–	–	–	2	4	3	5	3	–	1	1	1	–	–	–
4713	1	–	1	–	–	–	–	–	1	1	–	–	–	–	–	–	–	–
4721	1	1	3	–	–	–	–	1	3	1	–	–	–	–	–	–	–	–
4722	8	7	5	–	–	–	6	5	5	2	2	–	–	–	–	–	–	–
4723	8	1	1	–	–	–	1	–	1	7	1	–	–	–	–	–	–	–
4724	–	–	1	–	–	1	–	–	–	–	–	–	–	–	–	–	–	–
4729	1	–	–	–	–	–	–	–	–	1	–	–	–	–	–	–	–	–
4731	7	3	7	–	–	1	1	–	4	5	2	1	1	1	1	–	–	–
4732	1	–	–	–	–	–	–	–	–	1	–	–	–	–	–	–	–	–
4742	2	1	–	–	–	–	1	1	–	1	–	–	–	–	–	–	–	–
4743	3	–	–	–	–	–	1	–	–	2	–	–	–	–	–	–	–	–
4744	29	24	21	–	–	1	7	12	17	19	10	3	2	2	–	1	–	–
4751	4	–	1	–	–	–	4	–	–	–	–	1	–	–	–	–	–	–
4752	1	–	1	–	–	–	–	–	1	1	–	–	–	–	–	–	–	–
4753	8	–	8	–	–	–	3	–	7	4	–	1	1	–	–	–	–	–
4754	1	1	1	–	–	–	–	–	1	1	1	–	–	–	–	–	–	–
4755	1	2	2	–	–	–	–	2	1	1	–	1	–	–	–	–	–	–
4759	–	1	–	–	–	–	–	1	–	–	–	–	–	–	–	–	–	–
4761	1	1	–	–	1	–	–	–	–	1	–	–	–	–	–	–	–	–
4763	1	–	–	–	–	–	–	–	–	1	–	–	–	–	–	–	–	–
4771	4	3	2	–	–	–	–	1	1	4	2	1	–	–	–	–	–	–
4772	1	3	1	–	–	–	1	2	1	–	1	–	–	–	–	–	–	–
4781	5	–	2	–	–	–	2	–	1	3	–	1	–	–	–	–	–	–
4782	4	2	1	–	–	–	–	1	1	4	1	–	–	–	–	–	–	–
4783	2	1	–	–	–	–	1	1	–	1	–	–	–	–	–	–	–	–
4784	1	–	–	–	–	–	–	–	–	1	–	–	–	–	–	–	–	–
4789	3	5	3	–	1	–	–	1	3	3	2	–	–	1	–	–	–	–
4921	29	8	2	–	–	–	8	3	1	21	4	1	–	–	–	–	1	–
4922	6	1	1	–	–	–	3	1	1	3	–	–	–	–	–	–	–	–
4923	2	–	–	–	–	–	1	–	–	1	–	–	–	–	–	–	–	–
4929	1	–	–	–	–	–	1	–	–	–	–	–	–	–	–	–	–	–
4930	26	15	10	1	3	1	4	8	8	19	4	1	2	–	–	–	–	–
5111	–	3	–	–	–	–	–	–	–	–	3	–	–	–	–	–	–	–
5211	4	2	7	–	–	2	3	1	4	1	1	1	–	–	–	–	–	–
5212	–	3	–	–	–	–	–	–	–	–	3	–	–	–	–	–	–	–
5229	–	2	1	–	–	–	–	–	–	–	1	1	–	–	–	–	1	–
5231	–	1	1	–	–	–	–	–	–	–	1	1	–	–	–	–	–	–
5240	4	2	1	–	–	–	2	1	1	2	1	–	–	–	–	–	–	–
5310	22	17	21	1	1	3	20	16	18	1	–	–	–	–	–	–	–	–
5320	–	–	2	–	–	–	–	–	–	–	–	2	–	–	–	–	–	–
5510	6	1	1	–	–	–	–	1	–	6	–	1	–	–	–	–	–	–
5611	12	7	8	–	–	–	3	2	3	9	4	3	–	–	2	–	1	–
5620	4	1	1	–	–	–	1	–	–	3	1	1	–	–	–	–	–	–
5829	2	–	–	–	–	–	–	–	–	2	–	–	–	–	–	–	–	–
5914	2	–	–	–	–	–	1	–	–	1	–	–	–	–	–	–	–	–

Capítulo 31 - Acre

31.1 - Quantidade de acidentes do trabalho liquidados, por consequência, segundo a Classificação Nacional de Atividades Econômicas (CNAE), no estado do Acre - 2013/2015

(conclusão)

CNAE	QUANTIDADE DE ACIDENTES DO TRABALHO LIQUIDADOS																	
	Total			Consequência														
				Assistência Médica			Menos de 15 dias			Mais de 15 dias			Incapacidade Permanente			Óbito		
	2013	2014	2015	2013	2014	2015	2013	2014	2015	2013	2014	2015	2013	2014	2015	2013	2014	2015
6010	–	–	1	–	–	–	–	–	1	–	–	–	–	–	–	–	–	–
6021	1	1	1	–	–	–	–	1	1	1	–	–	–	–	–	–	–	–
6110	–	2	–	–	–	–	–	–	–	–	1	–	–	1	–	–	–	–
6120	–	–	1	–	–	–	–	–	1	–	–	–	–	–	–	–	–	–
6190	–	1	–	–	–	–	–	–	–	–	1	–	–	–	–	–	–	–
6203	–	1	–	–	–	–	–	1	–	–	–	–	–	–	–	–	–	–
6421	2	–	1	–	–	–	1	–	1	1	–	–	–	–	–	–	–	–
6422	3	–	3	–	–	–	1	–	2	2	–	1	–	–	–	–	–	–
6423	–	–	2	–	–	–	–	–	2	–	–	–	–	–	–	–	–	–
6462	–	–	1	–	–	–	–	–	–	–	–	1	–	–	–	–	–	–
6550	1	–	1	–	–	–	1	–	1	–	–	–	–	–	–	–	–	–
6613	–	2	–	–	–	–	–	–	–	–	2	–	–	–	–	–	–	–
6619	–	–	1	–	–	–	–	–	1	–	–	–	–	–	–	–	–	–
6810	1	2	4	–	1	–	–	–	4	1	1	–	–	–	–	–	–	–
6911	1	–	–	–	–	–	–	–	–	1	–	–	–	–	–	–	–	–
6912	–	–	1	–	–	–	–	–	–	–	–	1	–	–	–	–	–	–
6920	2	9	2	1	–	–	1	7	–	–	2	1	–	–	1	–	–	–
7111	–	–	1	–	–	–	–	–	1	–	–	–	–	–	–	–	–	–
7112	8	5	4	–	–	1	6	4	3	2	1	–	–	–	–	–	–	–
7119	2	2	–	–	–	–	–	1	–	2	1	–	–	–	–	–	–	–
7210	5	–	5	–	–	1	4	–	4	1	–	–	–	–	–	–	–	–
7220	–	1	–	–	–	–	–	–	–	–	1	–	–	–	–	–	–	–
7320	1	–	–	1	–	–	–	–	–	–	–	–	–	–	–	–	–	–
7420	–	–	1	–	–	–	–	–	–	–	–	1	–	–	–	–	–	–
7490	–	1	2	–	–	–	–	–	2	–	1	–	–	–	–	–	–	–
7711	1	–	1	–	–	–	1	–	1	–	–	–	–	–	–	–	–	–
7731	1	1	–	–	–	–	–	–	–	1	–	–	–	1	–	–	–	–
7732	5	7	2	–	1	–	1	1	2	4	5	–	–	–	–	–	–	–
7739	1	–	–	–	–	–	–	–	–	1	–	–	–	–	–	–	–	–
7810	1	1	–	–	–	–	–	–	–	1	–	–	–	1	–	–	–	–
7820	–	–	1	–	–	–	–	–	–	–	–	1	–	–	–	–	–	–
7911	2	1	–	–	–	–	1	–	–	1	1	–	–	–	–	–	–	–
8011	23	14	9	–	2	–	9	9	9	13	3	–	1	–	–	–	–	–
8012	12	11	6	1	8	5	9	2	1	2	1	–	–	–	–	–	–	–
8030	–	1	1	–	–	–	–	–	–	–	1	1	–	–	–	–	–	–
8112	–	4	1	–	–	–	–	3	1	–	–	–	–	1	–	–	–	–
8121	32	15	4	–	2	2	10	6	1	22	5	1	–	2	–	–	–	–
8122	1	–	–	–	–	–	–	–	–	1	–	–	–	–	–	–	–	–
8129	2	1	–	–	–	–	–	–	–	1	–	–	1	1	–	–	–	–
8130	1	–	–	–	–	–	–	–	–	1	–	–	–	–	–	–	–	–
8211	1	–	–	–	–	–	1	–	–	–	–	–	–	–	–	–	–	–
8219	–	–	1	–	–	–	–	–	1	–	–	–	–	–	–	–	–	–
8220	1	1	2	–	–	–	–	–	2	1	1	–	–	–	–	–	–	–
8230	1	–	–	–	–	–	–	–	–	1	–	–	–	–	–	–	–	–
8291	–	1	–	–	–	–	–	1	–	–	–	–	–	–	–	–	–	–
8292	–	–	1	–	–	–	–	–	1	–	–	–	–	–	–	–	–	–
8299	4	2	1	–	–	–	1	–	1	3	2	–	–	–	–	–	–	–
8411	23	7	13	–	–	1	3	5	8	17	1	2	3	1	2	–	–	–
8412	–	–	1	–	–	–	–	–	1	–	–	–	–	–	–	–	–	–
8511	–	10	2	–	–	–	–	–	–	–	10	2	–	–	–	–	–	–
8512	1	1	1	–	–	–	–	–	–	1	1	1	–	–	–	–	–	–
8513	1	2	2	–	–	–	–	1	2	1	1	–	–	–	–	–	–	–
8520	2	1	–	–	–	–	–	1	–	2	–	–	–	–	–	–	–	–
8531	3	4	4	–	–	–	2	3	3	1	1	1	–	–	–	–	–	–
8532	6	3	1	1	–	–	4	–	–	1	3	1	–	–	–	–	–	–
8541	1	–	–	–	–	–	–	–	–	1	–	–	–	–	–	–	–	–
8599	2	3	4	–	–	–	1	2	4	1	1	–	–	–	–	–	–	–
8610	76	46	50	54	33	38	12	9	11	10	3	1	–	1	–	–	–	–
8630	1	3	–	–	–	–	–	–	–	1	3	–	–	–	–	–	–	–
8640	–	1	5	–	–	1	–	–	3	–	1	1	–	–	–	–	–	–
8690	12	4	5	–	–	2	6	1	1	6	2	2	–	1	–	–	–	–
8800	3	3	3	1	–	–	–	2	2	2	1	–	–	–	1	–	–	–
9312	1	–	–	–	–	–	–	–	–	1	–	–	–	–	–	–	–	–
9313	–	–	1	–	–	–	–	–	1	–	–	–	–	–	–	–	–	–
9329	1	–	1	–	–	–	–	–	–	1	–	1	–	–	–	–	–	–
9412	–	1	–	–	–	–	–	1	–	–	–	–	–	–	–	–	–	–
9420	3	–	1	–	–	–	–	–	1	3	–	–	–	–	–	–	–	–
9430	3	2	2	–	–	–	1	2	2	2	–	–	–	–	–	–	–	–
9491	3	1	1	–	–	1	–	–	–	3	–	–	–	1	–	–	–	–
9511	1	–	–	–	–	–	1	–	–	–	–	–	–	–	–	–	–	–
9512	–	1	–	–	1	–	–	–	–	–	–	–	–	–	–	–	–	–
Ignorado	237	578	407	–	–	–	4	2	5	196	525	377	37	51	25	–	–	–

Fonte: DATAPREV, CAT, SUB.
Nota: Os dados são preliminares, estando sujeitos a correções.

Capítulo 31 - Acre

31.2 - Quantidade mensal de acidentes do trabalho liquidados, por consequência, no estado do Acre - 2013/2015

MESES	QUANTIDADE DE ACIDENTES DO TRABALHO LIQUIDADOS																	
	Total			Consequência														
				Assistência Médica			Menos de 15 dias			Mais de 15 dias			Incapacidade Permanente			Óbito		
	2013	2014	2015	2013	2014	2015	2013	2014	2015	2013	2014	2015	2013	2014	2015	2013	2014	2015
TOTAL	**1.222**	**1.254**	**1.028**	**87**	**68**	**69**	**328**	**313**	**420**	**736**	**784**	**492**	**62**	**83**	**46**	**9**	**6**	**1**
Janeiro	88	102	94	4	3	5	32	20	34	47	68	48	5	10	7	–	1	–
Fevereiro	90	80	81	7	5	3	28	20	26	51	48	45	4	7	7	–	–	–
Março	86	88	78	5	5	6	20	24	33	55	55	35	6	4	4	–	–	–
Abril	101	96	89	6	2	4	24	16	31	65	71	46	6	7	8	–	–	–
Maio	104	119	77	9	4	9	32	27	31	58	83	32	4	5	5	1	–	–
Junho	111	97	110	15	6	12	24	23	44	62	60	46	10	7	7	–	1	1
Julho	126	141	95	14	5	8	25	33	41	83	91	41	3	10	5	1	2	–
Agosto	119	111	82	2	5	4	39	25	43	69	72	35	5	9	–	4	–	–
Setembro	101	105	92	9	6	6	27	29	46	57	64	40	7	6	–	1	–	–
Outubro	112	107	96	7	12	5	32	37	41	66	52	49	7	6	1	–	–	–
Novembro	94	113	68	4	7	3	26	33	23	58	64	41	5	9	1	1	–	–
Dezembro	90	95	66	5	8	4	19	26	27	65	56	34	–	3	1	1	2	–

Fonte: DATAPREV, CAT, SUB.
Nota: Os dados são preliminares, estando sujeitos a correções.

DISTRIBUIÇÃO DE ACIDENTES DO TRABALHO LIQUIDADOS, POR CONSEQUÊNCIA, NO ESTADO DO ACRE - 2015

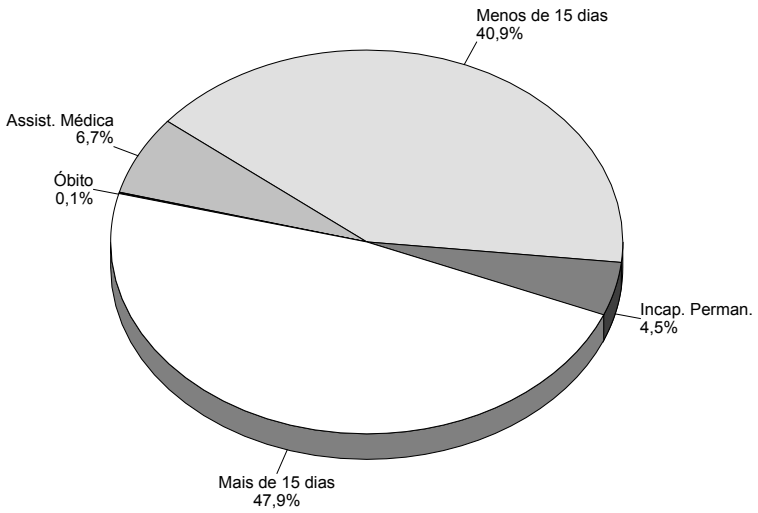

Fonte: DATAPREV, CAT, SUB.

Capítulo 32 - Amazonas

32.1 - Quantidade de acidentes do trabalho liquidados, por consequência, segundo a Classificação Nacional de Atividades Econômicas (CNAE), no estado do Amazonas - 2013/2015

(continua)

CNAE	QUANTIDADE DE ACIDENTES DO TRABALHO LIQUIDADOS																	
	Total			Consequência														
				Assistência Médica			Menos de 15 dias			Mais de 15 dias			Incapacidade Permanente			Óbito		
	2013	2014	2015	2013	2014	2015	2013	2014	2015	2013	2014	2015	2013	2014	2015	2013	2014	2015
TOTAL	8.917	9.080	8.412	957	1.004	959	4.892	5.024	4.682	2.915	2.899	2.584	123	119	157	30	34	30
0111	–	12	20	–	–	–	–	–	–	–	12	20	–	–	–	–	–	–
0112	–	1	1	–	–	–	–	–	–	–	1	1	–	–	–	–	–	–
0113	12	14	11	–	1	–	9	6	4	2	7	7	1	–	–	–	–	–
0114	–	–	1	–	–	–	–	–	–	–	–	1	–	–	–	–	–	–
0121	–	–	1	–	–	–	–	–	1	–	–	–	–	–	–	–	–	–
0131	–	1	–	–	–	–	–	1	–	–	–	–	–	–	–	–	–	–
0133	1	–	–	1	–	–	–	–	–	–	–	–	–	–	–	–	–	–
0141	1	–	–	–	–	–	1	–	–	–	–	–	–	–	–	–	–	–
0151	1	3	2	–	–	–	–	3	2	1	–	–	–	–	–	–	–	–
0159	3	1	1	–	–	–	3	1	1	–	–	–	–	–	–	–	–	–
0161	–	1	–	–	–	–	–	1	–	–	–	–	–	–	–	–	–	–
0210	1	2	–	–	–	–	1	1	–	–	1	–	–	–	–	–	–	–
0220	–	–	3	–	–	–	–	–	1	–	–	2	–	–	–	–	–	–
0311	1	–	–	–	–	–	–	–	–	1	–	–	–	–	–	–	–	–
0312	–	1	–	–	–	–	–	–	–	–	1	–	–	–	–	–	–	–
0322	–	–	1	–	–	–	–	–	1	–	–	–	–	–	–	–	–	–
0600	46	40	16	30	35	14	5	5	2	10	–	–	1	–	–	–	–	–
0722	58	40	29	45	38	25	7	–	3	6	2	–	–	–	1	–	–	–
0810	2	1	–	–	–	–	1	–	–	1	1	–	–	–	–	–	–	–
0893	–	1	2	–	–	–	–	1	2	–	–	–	–	–	–	–	–	–
0910	28	8	15	21	8	11	7	–	2	–	–	–	–	–	1	–	–	1
1011	4	4	3	–	–	–	3	3	1	–	1	2	1	–	–	–	–	–
1012	–	1	–	–	–	–	–	–	–	–	1	–	–	–	–	–	–	–
1013	1	–	–	–	–	–	1	–	–	–	–	–	–	–	–	–	–	–
1020	1	–	2	–	–	–	–	–	1	1	–	–	–	–	1	–	–	–
1031	–	–	2	–	–	1	–	–	–	–	–	1	–	–	–	–	–	–
1033	2	1	4	–	–	1	1	1	3	1	–	–	–	–	–	–	–	–
1041	1	–	–	–	–	–	–	–	–	1	–	–	–	–	–	–	–	–
1052	2	1	–	–	–	–	1	–	–	1	1	–	–	–	–	–	–	–
1053	2	2	1	–	–	–	1	1	1	1	1	–	–	–	–	–	–	–
1062	5	3	–	–	–	–	2	2	–	3	1	–	–	–	–	–	–	–
1066	–	–	1	–	–	–	–	–	–	–	–	–	–	–	–	–	–	1
1069	–	2	1	–	–	–	–	2	1	–	–	–	–	–	–	–	–	–
1081	6	3	2	1	–	–	4	2	2	1	1	–	–	–	–	–	–	–
1091	17	7	12	2	–	1	4	5	11	11	2	–	–	–	–	–	–	–
1093	–	1	–	–	–	–	–	1	–	–	–	–	–	–	–	–	–	–
1094	6	5	3	–	–	–	4	5	3	2	–	–	–	–	–	–	–	–
1096	–	2	–	–	–	–	–	1	–	–	1	–	–	–	–	–	–	–
1099	53	33	37	12	8	6	22	21	29	18	4	2	–	–	–	1	–	–
1111	–	5	1	–	–	–	–	–	–	–	5	1	–	–	–	–	–	–
1113	36	18	12	25	11	8	6	7	3	4	–	1	1	–	–	–	–	–
1121	2	–	3	–	–	1	1	–	2	1	–	–	–	–	–	–	–	–
1122	171	171	123	88	67	42	58	88	75	25	15	6	–	1	–	–	–	–
1312	9	7	1	–	–	–	2	3	1	7	4	–	–	–	–	–	–	–
1322	39	28	11	2	–	–	35	22	10	2	6	1	–	–	–	–	–	–
1351	–	–	1	–	–	–	–	–	–	–	–	1	–	–	–	–	–	–
1359	1	4	–	–	–	–	–	2	–	1	2	–	–	–	–	–	–	–
1412	1	–	–	–	–	–	–	–	–	–	–	–	1	–	–	–	–	–
1413	17	5	1	–	–	–	3	2	1	14	2	–	–	1	–	–	–	–
1414	–	1	–	–	–	–	–	–	–	–	1	–	–	–	–	–	–	–
1610	39	29	14	–	–	–	24	18	11	14	10	2	1	1	1	–	–	–
1621	1	–	–	–	–	–	–	–	–	–	–	–	1	–	–	–	–	–
1622	5	–	1	–	–	–	3	–	–	2	–	–	–	–	1	–	–	–
1623	1	2	1	–	–	–	1	2	1	–	–	–	–	–	–	–	–	–
1629	14	12	7	1	–	–	11	9	4	2	3	3	–	–	–	–	–	–
1721	–	2	5	–	–	–	–	1	3	–	1	2	–	–	–	–	–	–
1731	4	–	–	–	–	–	2	–	–	2	–	–	–	–	–	–	–	–
1732	–	–	1	–	–	–	–	–	–	–	–	1	–	–	–	–	–	–
1733	34	21	26	6	7	10	12	12	12	14	2	4	1	–	–	1	–	–
1741	36	52	19	1	1	–	22	39	17	13	12	2	–	–	–	–	–	–
1742	1	2	–	–	–	–	–	1	–	1	1	–	–	–	–	–	–	–
1749	4	6	–	–	–	–	3	5	–	1	1	–	–	–	–	–	–	–
1811	2	1	4	–	–	–	–	1	3	2	–	1	–	–	–	–	–	–
1812	–	–	1	–	–	–	–	–	1	–	–	–	–	–	–	–	–	–
1813	3	8	2	–	–	–	1	5	1	2	3	1	–	–	–	–	–	–
1821	1	1	2	–	–	1	–	1	1	1	–	–	–	–	–	–	–	–
1822	1	1	–	–	–	–	–	1	–	1	–	–	–	–	–	–	–	–
1830	48	31	11	1	–	2	38	28	8	9	3	1	–	–	–	–	–	–
1921	34	18	19	27	8	15	3	6	4	4	3	–	–	–	–	–	1	–
1922	–	3	1	–	–	–	–	3	1	–	–	–	–	–	–	–	–	–
1931	–	–	3	–	–	–	–	–	–	–	–	3	–	–	–	–	–	–
1932	–	1	–	–	1	–	–	–	–	–	–	–	–	–	–	–	–	–
2014	3	8	1	–	1	–	2	7	1	1	–	–	–	–	–	–	–	–
2022	–	1	1	–	–	–	–	–	–	–	1	1	–	–	–	–	–	–
2031	6	10	7	–	1	1	5	7	6	1	2	–	–	–	–	–	–	–
2040	–	–	1	–	–	–	–	–	–	–	–	1	–	–	–	–	–	–
2061	6	2	1	2	1	–	3	1	1	1	–	–	–	–	–	–	–	–
2062	–	–	2	–	–	–	–	–	1	–	–	1	–	–	–	–	–	–
2063	1	–	2	1	–	–	–	–	2	–	–	–	–	–	–	–	–	–
2071	–	2	1	–	–	–	–	2	1	–	–	–	–	–	–	–	–	–
2073	–	–	1	–	–	–	–	–	–	–	–	–	–	–	1	–	–	–
2091	–	–	1	–	–	–	–	–	–	–	–	1	–	–	–	–	–	–

Capítulo 32 - Amazonas

32.1 - Quantidade de acidentes do trabalho liquidados, por consequência, segundo a Classificação Nacional de Atividades Econômicas (CNAE), no estado do Amazonas - 2013/2015

(continuação)

CNAE	QUANTIDADE DE ACIDENTES DO TRABALHO LIQUIDADOS																	
	Total			Consequência														
				Assistência Médica			Menos de 15 dias			Mais de 15 dias			Incapacidade Permanente			Óbito		
	2013	2014	2015	2013	2014	2015	2013	2014	2015	2013	2014	2015	2013	2014	2015	2013	2014	2015
2092	–	1	–	–	1	–	–	–	–	–	–	–	–	–	–	–	–	–
2093	7	3	1	–	–	–	7	3	1	–	–	–	–	–	–	–	–	–
2099	5	18	3	1	3	1	3	13	1	1	2	1	–	–	–	–	–	–
2110	–	–	1	–	–	–	–	–	–	–	–	1	–	–	–	–	–	–
2121	6	5	14	–	–	4	5	3	9	1	2	1	–	–	–	–	–	–
2211	10	13	15	–	1	–	6	10	12	4	1	2	–	–	–	–	1	1
2212	1	–	1	–	–	–	–	–	1	1	–	–	–	–	–	–	–	–
2219	2	10	11	–	–	–	–	–	–	1	10	10	1	–	1	–	–	–
2221	13	9	9	–	–	–	11	7	8	2	2	1	–	–	–	–	–	–
2222	96	122	104	10	9	12	63	93	78	22	18	8	1	2	5	–	–	1
2223	5	4	5	–	1	–	4	3	5	1	–	–	–	–	–	–	–	–
2229	344	219	248	14	17	15	224	171	220	105	30	10	1	1	3	–	–	–
2311	2	5	2	1	–	–	1	4	1	–	1	1	–	–	–	–	–	–
2319	2	6	3	–	–	–	1	5	3	1	1	–	–	–	–	–	–	–
2320	58	63	70	1	–	–	40	55	65	17	6	4	–	2	1	–	–	–
2330	10	17	14	–	2	–	7	9	10	3	2	4	–	2	–	–	2	–
2341	1	3	–	–	–	–	–	2	–	–	–	–	1	1	–	–	–	–
2342	20	14	13	–	–	1	6	10	8	13	2	1	1	1	2	–	1	1
2391	1	–	–	–	–	–	–	–	–	1	–	–	–	–	–	–	–	–
2399	1	3	2	–	–	–	–	1	1	–	1	1	1	1	–	–	–	–
2424	1	–	1	–	–	–	–	–	1	1	–	–	–	–	–	–	–	–
2431	1	–	1	–	–	–	–	–	–	1	–	–	–	–	1	–	–	–
2441	8	1	1	–	–	–	3	–	1	5	–	–	–	1	–	–	–	–
2442	4	2	–	1	–	–	2	2	–	1	–	–	–	–	–	–	–	–
2449	10	20	5	–	–	–	9	20	3	1	–	1	–	–	1	–	–	–
2452	9	19	27	3	–	–	5	13	26	1	5	–	–	–	–	–	1	1
2511	107	93	58	1	–	1	69	78	50	32	14	6	3	1	–	2	–	1
2512	6	2	3	–	–	1	4	2	2	2	–	–	–	–	–	–	–	–
2522	–	1	–	–	–	–	–	–	–	–	1	–	–	–	–	–	–	–
2531	–	–	1	–	–	1	–	–	–	–	–	–	–	–	–	–	–	–
2532	67	118	99	2	5	6	40	100	89	22	13	3	3	–	1	–	–	–
2539	2	–	1	–	–	–	1	–	1	1	–	–	–	–	–	–	–	–
2541	18	17	11	–	–	1	7	14	9	11	2	1	–	1	–	–	–	–
2542	–	–	3	–	–	–	–	–	3	–	–	–	–	–	–	–	–	–
2591	12	6	11	7	4	7	2	1	3	3	1	–	–	–	1	–	–	–
2592	–	–	1	–	–	–	–	–	1	–	–	–	–	–	–	–	–	–
2593	2	–	–	–	–	–	2	–	–	–	–	–	–	–	–	–	–	–
2599	23	21	15	–	–	–	14	20	14	9	–	1	–	1	–	–	–	–
2610	185	170	96	5	26	11	89	131	80	88	12	2	3	1	3	–	–	–
2621	67	55	27	–	5	–	48	45	26	19	5	1	–	–	–	–	–	–
2622	140	130	82	10	25	9	54	98	68	75	6	2	1	1	3	–	–	–
2631	11	3	3	–	–	–	2	2	2	9	1	1	–	–	–	–	–	–
2632	135	73	35	45	32	10	27	38	19	59	1	–	4	2	6	–	–	–
2640	708	662	502	12	89	117	351	547	375	341	25	5	3	1	5	1	–	–
2651	10	–	1	–	–	–	3	–	1	7	–	–	–	–	–	–	–	–
2652	21	5	7	2	–	–	7	4	7	12	–	–	–	1	–	–	–	–
2670	3	8	8	–	–	–	–	7	8	3	1	–	–	–	–	–	–	–
2710	37	30	27	1	–	2	22	23	23	14	7	1	–	–	1	–	–	–
2721	15	6	8	1	–	5	8	6	3	6	–	–	–	–	–	–	–	–
2722	–	1	–	–	–	–	–	–	–	–	1	–	–	–	–	–	–	–
2731	26	5	9	2	3	1	4	2	6	20	–	2	–	–	–	–	–	–
2732	24	8	7	–	5	–	17	2	7	7	1	–	–	–	–	–	–	–
2733	23	28	15	–	–	–	9	21	12	14	7	3	–	–	–	–	–	–
2751	–	1	–	–	–	–	–	1	–	–	–	–	–	–	–	–	–	–
2759	12	6	14	–	–	2	4	4	12	6	1	–	2	1	–	–	–	–
2790	67	39	18	11	10	4	28	27	13	28	2	–	–	–	1	–	–	–
2811	3	4	4	2	1	–	–	2	1	1	1	2	–	–	1	–	–	–
2815	5	9	9	–	4	–	5	5	9	–	–	–	–	–	–	–	–	–
2821	–	1	–	–	–	–	–	1	–	–	–	–	–	–	–	–	–	–
2822	3	–	–	–	–	–	2	–	–	1	–	–	–	–	–	–	–	–
2823	10	9	7	–	–	–	9	8	7	1	1	–	–	–	–	–	–	–
2824	93	107	84	31	27	24	39	72	58	23	7	1	–	–	–	–	1	1
2825	1	1	–	–	–	–	1	1	–	–	–	–	–	–	–	–	–	–
2829	10	13	8	–	2	–	4	10	8	6	1	–	–	–	–	–	–	–
2833	–	1	2	–	–	–	–	–	–	–	1	2	–	–	–	–	–	–
2869	–	–	1	–	–	–	–	–	–	–	–	–	–	–	1	–	–	–
2910	4	3	1	–	–	–	3	3	1	1	–	–	–	–	–	–	–	–
2930	12	7	6	–	–	1	7	7	5	5	–	–	–	–	–	–	–	–
2941	10	4	5	1	–	–	3	4	2	6	–	–	–	–	3	–	–	–
2942	13	15	11	1	3	–	9	9	11	3	3	–	–	–	–	–	–	–
2943	18	20	10	–	2	1	9	15	8	9	3	1	–	–	–	–	–	–
2945	21	12	11	–	4	–	6	6	11	15	2	–	–	–	–	–	–	–
2949	29	20	6	–	–	–	13	16	5	16	4	1	–	–	–	–	–	–
2950	–	2	–	–	1	–	–	–	–	–	1	–	–	–	–	–	–	–
3011	87	110	107	–	1	1	61	85	100	25	23	4	–	1	1	1	–	1
3091	537	480	424	20	188	237	396	260	168	116	29	13	5	3	6	–	–	–
3092	26	22	13	–	–	2	19	20	11	7	2	–	–	–	–	–	–	–
3099	50	36	49	1	12	31	38	22	16	9	2	1	2	–	1	–	–	–
3101	3	1	2	–	–	–	–	–	1	2	1	1	1	–	–	–	–	–
3102	3	2	–	–	–	–	1	1	–	2	1	–	–	–	–	–	–	–
3104	10	10	3	–	–	–	7	9	3	3	–	–	–	1	–	–	–	–
3211	2	2	–	–	–	–	2	2	–	–	–	–	–	–	–	–	–	–
3230	24	239	352	–	–	–	15	17	15	9	222	335	–	–	2	–	–	–
3240	21	3	1	–	–	–	2	2	1	19	1	–	–	–	–	–	–	–

Capítulo 32 - Amazonas

32.1 - Quantidade de acidentes do trabalho liquidados, por consequência, segundo a Classificação Nacional de Atividades Econômicas (CNAE), no estado do Amazonas - 2013/2015

(continuação)

CNAE	QUANTIDADE DE ACIDENTES DO TRABALHO LIQUIDADOS																	
	Total			Consequência														
				Assistência Médica			Menos de 15 dias			Mais de 15 dias			Incapacidade Permanente			Óbito		
	2013	2014	2015	2013	2014	2015	2013	2014	2015	2013	2014	2015	2013	2014	2015	2013	2014	2015
3250	29	10	18	2	2	2	11	8	14	15	–	1	1	–	1	–	–	–
3291	–	1	2	–	–	–	–	–	–	–	1	2	–	–	–	–	–	–
3299	13	3	1	1	–	1	6	3	–	6	–	–	–	–	–	–	–	–
3312	1	–	–	–	–	–	–	–	–	1	–	–	–	–	–	–	–	–
3313	3	1	3	1	–	–	2	1	3	–	–	–	–	–	–	–	–	–
3314	12	11	11	3	2	3	3	8	8	6	1	–	–	–	–	–	–	–
3316	4	–	–	–	–	–	2	–	–	–	–	–	–	–	–	2	–	–
3317	9	2	–	–	–	–	3	2	–	6	–	–	–	–	–	–	–	–
3319	2	–	–	–	–	–	–	–	–	2	–	–	–	–	–	–	–	–
3321	2	3	1	–	1	1	–	2	–	2	–	–	–	–	–	–	–	–
3329	2	–	–	–	–	–	1	–	–	1	–	–	–	–	–	–	–	–
3511	38	31	34	4	–	4	28	22	22	6	8	6	–	1	1	–	–	1
3512	5	3	2	–	–	–	3	2	2	1	1	–	–	–	–	1	–	–
3514	7	6	11	1	–	–	3	6	10	2	–	–	1	–	–	–	–	1
3520	3	–	2	3	–	–	–	–	2	–	–	–	–	–	–	–	–	–
3530	1	1	–	–	–	–	1	–	–	–	1	–	–	–	–	–	–	–
3600	21	34	21	3	4	1	16	27	20	2	3	–	–	–	–	–	–	–
3702	1	–	–	1	–	–	–	–	–	–	–	–	–	–	–	–	–	–
3811	89	25	93	–	–	3	62	12	82	26	11	7	1	2	1	–	–	–
3812	1	–	–	–	–	–	1	–	–	–	–	–	–	–	–	–	–	–
3822	–	–	1	–	–	–	–	–	1	–	–	–	–	–	–	–	–	–
3831	27	33	15	–	–	1	23	30	13	4	3	1	–	–	–	–	–	–
3832	2	1	1	–	–	–	–	1	1	2	–	–	–	–	–	–	–	–
3839	31	41	18	–	–	–	25	36	17	5	5	1	1	–	–	–	–	–
3900	2	1	1	1	–	–	1	1	1	–	–	–	–	–	–	–	–	–
4110	239	71	65	1	1	2	191	59	61	44	10	1	3	1	1	–	–	–
4120	432	211	146	28	13	12	274	142	116	122	42	8	2	11	9	6	3	1
4211	126	38	55	63	8	14	46	19	34	14	10	2	2	1	2	1	–	3
4212	1	7	1	–	–	–	–	5	–	–	1	–	1	1	1	–	–	–
4213	1	2	–	–	–	–	1	1	–	–	–	–	–	–	–	–	1	–
4221	65	54	52	22	7	6	28	32	27	13	14	16	2	–	1	–	1	2
4223	–	4	1	–	2	1	–	2	–	–	–	–	–	–	–	–	–	–
4291	5	1	1	1	–	–	4	1	–	–	–	–	–	–	1	–	–	–
4292	10	16	13	3	3	–	5	10	12	2	3	1	–	–	–	–	–	–
4299	56	28	7	2	2	–	41	19	6	12	4	1	–	2	–	1	1	–
4312	7	1	–	1	–	–	3	–	–	3	1	–	–	–	–	–	–	–
4313	18	18	15	1	1	1	8	14	12	7	3	–	1	–	2	1	–	–
4319	3	1	1	3	1	1	–	–	–	–	–	–	–	–	–	–	–	–
4321	41	51	51	1	2	3	29	31	44	9	15	3	1	1	1	1	2	–
4322	13	20	31	3	1	–	8	18	30	2	–	1	–	1	–	–	–	–
4329	7	7	7	–	–	–	3	6	7	4	–	–	–	1	–	–	–	–
4330	17	11	15	–	–	–	10	9	15	7	2	–	–	–	–	–	–	–
4391	17	24	28	6	9	13	5	12	15	6	2	–	–	1	–	–	–	–
4399	35	41	43	3	1	6	14	32	30	18	7	4	–	–	1	–	1	2
4511	22	11	15	4	–	1	13	9	13	5	2	–	–	–	1	–	–	–
4512	1	1	4	–	–	–	1	–	–	–	1	4	–	–	–	–	–	–
4520	5	2	4	–	–	–	4	1	4	1	1	–	–	–	–	–	–	–
4530	30	24	16	1	–	–	16	19	15	13	5	–	–	–	1	–	–	–
4541	8	–	5	–	–	1	3	–	3	5	–	–	–	–	1	–	–	–
4542	–	2	1	–	–	–	–	–	–	–	2	1	–	–	–	–	–	–
4543	–	–	1	–	–	–	–	–	–	–	–	1	–	–	–	–	–	–
4613	1	1	2	–	–	–	1	–	1	–	1	–	–	–	–	–	–	1
4614	1	3	1	–	–	–	1	2	1	–	1	–	–	–	–	–	–	–
4615	–	–	1	–	–	–	–	–	1	–	–	–	–	–	–	–	–	–
4617	–	1	–	–	–	–	–	1	–	–	–	–	–	–	–	–	–	–
4621	1	–	–	–	–	–	–	–	–	1	–	–	–	–	–	–	–	–
4623	–	3	1	–	–	–	–	1	1	–	2	–	–	–	–	–	–	–
4631	4	8	3	–	1	–	4	6	3	–	1	–	–	–	–	–	–	–
4632	1	–	1	–	–	–	–	–	1	1	–	–	–	–	–	–	–	–
4633	1	3	–	–	–	–	1	3	–	–	–	–	–	–	–	–	–	–
4634	29	27	21	–	–	–	18	24	21	11	3	–	–	–	–	–	–	–
4635	26	19	17	6	3	3	7	14	13	13	2	1	–	–	–	–	–	–
4636	–	2	–	–	1	–	–	1	–	–	–	–	–	–	–	–	–	–
4637	3	3	2	–	–	–	2	3	2	1	–	–	–	–	–	–	–	–
4639	19	14	14	–	–	–	8	11	13	11	3	1	–	–	–	–	–	–
4641	–	–	1	–	–	–	–	–	–	–	–	1	–	–	–	–	–	–
4642	–	1	–	–	–	–	–	1	–	–	–	–	–	–	–	–	–	–
4643	1	1	–	–	–	–	–	–	–	1	1	–	–	–	–	–	–	–
4644	19	22	7	2	1	–	14	15	7	3	6	–	–	–	–	–	–	–
4645	1	6	3	1	3	1	–	3	2	–	–	–	–	–	–	–	–	–
4646	2	3	4	–	–	2	–	2	2	2	1	–	–	–	–	–	–	–
4647	1	1	1	–	–	–	–	1	1	1	–	–	–	–	–	–	–	–
4649	16	7	4	–	–	–	11	3	3	5	4	–	–	–	1	–	–	–
4651	2	1	–	–	–	–	2	1	–	–	–	–	–	–	–	–	–	–
4662	3	1	5	1	–	1	–	1	3	1	–	1	1	–	–	–	–	–
4663	1	–	–	–	–	–	1	–	–	–	–	–	–	–	–	–	–	–
4665	3	2	2	–	–	–	2	2	2	1	–	–	–	–	–	–	–	–
4669	14	7	5	1	–	–	10	5	3	3	2	2	–	–	–	–	–	–
4672	3	–	1	–	–	–	2	–	1	1	–	–	–	–	–	–	–	–
4673	6	6	5	–	–	–	6	3	5	–	2	–	–	1	–	–	–	–
4674	–	1	2	–	–	–	–	1	2	–	–	–	–	–	–	–	–	–
4679	5	4	4	1	–	–	2	2	3	2	2	–	–	–	1	–	–	–
4681	3	3	4	1	1	1	1	2	2	1	–	–	–	–	1	–	–	–
4682	63	63	33	1	1	2	53	57	29	9	5	2	–	–	–	–	–	–
4683	–	–	1	–	–	–	–	–	1	–	–	–	–	–	–	–	–	–

Capítulo 32 - Amazonas

32.1 - Quantidade de acidentes do trabalho liquidados, por consequência, segundo a Classificação Nacional de Atividades Econômicas (CNAE), no estado do Amazonas - 2013/2015

(continuação)

CNAE	QUANTIDADE DE ACIDENTES DO TRABALHO LIQUIDADOS																	
	Total			Consequência														
				Assistência Médica			Menos de 15 dias			Mais de 15 dias			Incapacidade Permanente			Óbito		
	2013	2014	2015	2013	2014	2015	2013	2014	2015	2013	2014	2015	2013	2014	2015	2013	2014	2015
4684	3	1	–	1	1	–	2	–	–	–	–	–	–	–	–	–	–	–
4687	1	–	2	–	–	–	1	–	2	–	–	–	–	–	–	–	–	–
4689	2	4	6	–	–	–	2	4	6	–	–	–	–	–	–	–	–	–
4691	15	7	3	–	–	–	8	6	3	7	1	–	–	–	–	–	–	–
4693	18	13	23	–	–	–	10	10	20	8	2	1	–	1	2	–	–	–
4711	131	179	213	–	–	–	98	156	205	33	20	6	–	1	1	–	2	1
4712	24	12	20	–	–	–	11	6	18	13	5	2	–	1	–	–	–	–
4713	27	29	26	2	1	1	22	24	22	3	3	3	–	–	–	–	1	–
4721	10	11	7	–	1	–	5	5	5	5	5	2	–	–	–	–	–	–
4722	1	7	3	–	–	–	1	5	2	–	2	1	–	–	–	–	–	–
4723	18	9	17	–	–	1	12	8	13	6	1	3	–	–	–	–	–	–
4724	2	–	–	–	–	–	–	–	–	2	–	–	–	–	–	–	–	–
4729	12	11	14	1	–	2	5	9	11	5	2	1	1	–	–	–	–	–
4731	29	18	14	1	2	–	12	12	11	15	4	2	1	–	1	–	–	–
4732	–	2	–	–	–	–	–	2	–	–	–	–	–	–	–	–	–	–
4741	4	–	1	–	–	–	1	–	1	3	–	–	–	–	–	–	–	–
4742	2	1	4	–	–	–	–	1	2	1	–	1	1	–	1	–	–	–
4743	5	3	–	–	–	–	4	3	–	1	–	–	–	–	–	–	–	–
4744	78	42	40	2	7	1	32	23	34	40	11	2	4	1	2	–	–	1
4751	21	11	6	1	–	2	11	8	4	9	2	–	–	–	–	–	1	–
4752	2	–	–	–	–	–	–	–	–	2	–	–	–	–	–	–	–	–
4753	10	11	12	–	1	–	5	5	11	5	4	1	–	–	–	–	1	–
4754	15	16	14	–	–	–	4	9	10	10	7	2	1	–	2	–	–	–
4755	7	5	3	–	–	–	2	5	3	5	–	–	–	–	–	–	–	–
4757	2	2	2	–	–	–	–	1	2	2	1	–	–	–	–	–	–	–
4759	4	1	3	–	–	–	1	1	3	3	–	–	–	–	–	–	–	–
4761	7	3	2	–	–	–	–	2	–	6	1	1	1	–	1	–	–	–
4763	5	3	1	–	2	–	3	1	1	2	–	–	–	–	–	–	–	–
4771	33	35	7	1	4	–	16	19	5	14	8	2	2	4	–	–	–	–
4772	6	6	7	–	–	–	5	6	7	1	–	–	–	–	–	–	–	–
4773	1	–	–	1	–	–	–	–	–	–	–	–	–	–	–	–	–	–
4774	4	7	3	–	–	–	1	5	3	3	–	–	–	2	–	–	–	–
4781	16	10	13	1	1	–	5	7	12	10	2	1	–	–	–	–	–	–
4782	4	1	4	–	–	1	1	–	3	3	1	–	–	–	–	–	–	–
4783	–	2	–	–	–	–	–	1	–	–	1	–	–	–	–	–	–	–
4784	9	8	11	–	1	–	7	6	11	2	1	–	–	–	–	–	–	–
4789	9	8	9	–	–	–	4	6	8	5	2	–	–	–	1	–	–	–
4921	316	231	282	2	3	4	195	179	254	107	35	14	10	12	10	2	2	–
4922	10	5	4	–	–	–	2	2	4	3	1	–	5	2	–	–	–	–
4923	4	4	1	–	2	–	–	1	1	4	–	–	–	1	–	–	–	–
4929	18	13	9	1	1	–	11	8	8	5	4	–	1	–	1	–	–	–
4930	343	325	213	42	32	24	230	252	183	68	34	2	1	3	4	2	4	–
4940	4	3	5	–	3	3	3	–	2	1	–	–	–	–	–	–	–	–
5011	2	–	2	–	–	1	1	–	1	1	–	–	–	–	–	–	–	–
5012	1	2	–	1	–	–	–	2	–	–	–	–	–	–	–	–	–	–
5021	133	130	134	17	18	9	84	92	113	31	18	9	1	2	1	–	–	2
5022	1	3	1	–	–	–	1	1	1	–	1	–	–	–	–	–	1	–
5111	22	25	13	1	–	1	16	22	10	5	3	2	–	–	–	–	–	–
5112	4	5	2	2	1	1	2	2	–	–	2	1	–	–	–	–	–	–
5211	44	50	36	2	–	–	30	43	35	11	7	1	–	–	–	1	–	–
5212	8	4	4	–	1	–	–	–	–	7	3	3	1	–	1	–	–	–
5221	–	1	–	–	–	–	–	–	–	–	1	–	–	–	–	–	–	–
5223	1	–	2	–	–	–	–	–	2	1	–	–	–	–	–	–	–	–
5229	–	–	1	–	–	–	–	–	1	–	–	–	–	–	–	–	–	–
5231	10	6	3	–	1	–	4	1	2	6	4	1	–	–	–	–	–	–
5232	–	1	–	–	–	–	–	–	–	–	1	–	–	–	–	–	–	–
5240	14	12	16	1	2	2	9	9	13	4	1	1	–	–	–	–	–	–
5250	14	19	25	–	–	3	6	12	21	7	7	1	1	–	–	–	–	–
5310	94	55	89	15	5	5	65	44	82	14	5	–	–	1	2	–	–	–
5320	6	8	1	–	–	–	2	6	1	4	2	–	–	–	–	–	–	–
5510	30	15	11	3	1	1	21	12	10	6	2	–	–	–	–	–	–	–
5590	1	3	–	–	–	–	1	2	–	–	1	–	–	–	–	–	–	–
5611	84	73	86	1	4	5	57	61	74	26	8	3	–	–	4	–	–	–
5620	100	80	54	7	7	2	66	66	46	26	6	5	1	1	–	–	–	1
5811	1	–	–	–	–	–	–	–	–	1	–	–	–	–	–	–	–	–
5812	1	–	–	–	–	–	–	–	–	1	–	–	–	–	–	–	–	–
5822	2	3	–	–	–	–	1	3	–	–	–	–	–	–	–	1	–	–
5829	–	3	1	–	–	–	–	2	1	–	1	–	–	–	–	–	–	–
5911	–	1	–	–	1	–	–	–	–	–	–	–	–	–	–	–	–	–
5914	–	–	1	–	–	–	–	–	1	–	–	–	–	–	–	–	–	–
5920	1	–	1	–	–	–	–	–	1	1	–	–	–	–	–	–	–	–
6010	2	1	1	–	–	–	1	1	–	1	–	1	–	–	–	–	–	–
6021	3	1	5	–	–	–	–	1	4	3	–	1	–	–	–	–	–	–
6022	–	–	1	–	–	–	–	–	–	–	–	1	–	–	–	–	–	–
6110	5	–	1	–	–	–	4	–	1	1	–	–	–	–	–	–	–	–
6120	1	2	2	–	–	–	1	2	2	–	–	–	–	–	–	–	–	–
6141	5	11	–	–	1	–	5	9	–	–	1	–	–	–	–	–	–	–
6190	1	2	–	–	–	–	–	1	–	1	1	–	–	–	–	–	–	–
6201	–	32	27	–	–	–	–	–	–	–	32	27	–	–	–	–	–	–
6203	2	1	1	–	1	–	2	–	1	–	–	–	–	–	–	–	–	–
6204	–	–	4	–	–	2	–	–	1	–	–	1	–	–	–	–	–	–
6209	1	2	1	–	–	–	–	1	1	1	1	–	–	–	–	–	–	–
6311	3	10	11	–	–	–	3	3	2	–	7	9	–	–	–	–	–	–
6399	–	1	1	–	–	–	–	1	1	–	–	–	–	–	–	–	–	–

Capítulo 32 - Amazonas

32.1 - Quantidade de acidentes do trabalho liquidados, por consequência, segundo a Classificação Nacional de Atividades Econômicas (CNAE), no estado do Amazonas - 2013/2015

(conclusão)

CNAE	QUANTIDADE DE ACIDENTES DO TRABALHO LIQUIDADOS																	
	Total			Consequência														
				Assistência Médica			Menos de 15 dias			Mais de 15 dias			Incapacidade Permanente			Óbito		
	2013	2014	2015	2013	2014	2015	2013	2014	2015	2013	2014	2015	2013	2014	2015	2013	2014	2015
6421	2	4	7	–	1	–	2	3	6	–	–	1	–	–	–	–	–	–
6422	16	8	27	–	–	8	8	7	17	8	–	2	–	1	–	–	–	–
6423	1	3	3	–	–	–	1	3	2	–	–	1	–	–	–	–	–	–
6434	2	–	–	–	–	–	1	–	–	1	–	–	–	–	–	–	–	–
6435	–	–	1	–	–	–	–	–	–	–	–	1	–	–	–	–	–	–
6437	–	–	3	–	–	–	–	–	3	–	–	–	–	–	–	–	–	–
6462	–	2	–	–	–	–	–	2	–	–	–	–	–	–	–	–	–	–
6491	1	–	2	–	–	–	–	–	1	1	–	1	–	–	–	–	–	–
6550	9	6	5	–	1	–	7	4	5	2	1	–	–	–	–	–	–	–
6619	1	1	2	–	–	–	1	1	2	–	–	–	–	–	–	–	–	–
6621	1	–	–	–	–	–	–	–	–	1	–	–	–	–	–	–	–	–
6622	–	–	1	–	–	–	–	–	1	–	–	–	–	–	–	–	–	–
6630	–	1	1	–	–	–	–	–	–	–	1	1	–	–	–	–	–	–
6810	6	5	5	–	–	–	2	4	5	3	1	–	1	–	–	–	–	–
6821	–	–	1	–	–	–	–	1	1	–	–	–	–	–	–	–	–	–
6822	2	10	5	–	2	–	1	8	4	1	–	1	–	–	–	–	–	–
6912	3	1	–	–	–	–	1	1	–	2	–	–	–	–	–	–	–	–
6920	8	7	9	–	1	1	4	4	8	4	1	–	–	–	–	–	1	–
7020	17	4	15	–	–	5	5	3	10	12	1	–	–	–	–	–	–	–
7111	2	–	–	–	–	–	1	–	–	1	–	–	–	–	–	–	–	–
7112	35	25	14	17	13	1	12	8	10	4	3	3	2	1	–	–	–	–
7119	51	3	–	32	2	–	12	1	–	7	–	–	–	–	–	–	–	–
7120	1	–	1	–	–	–	–	–	1	–	–	–	–	–	–	1	–	–
7210	19	26	29	1	2	3	16	6	15	2	18	11	–	–	–	–	–	–
7220	–	–	1	–	–	–	–	–	–	–	–	1	–	–	–	–	–	–
7311	–	2	–	–	–	–	–	2	–	–	–	–	–	–	–	–	–	–
7312	–	1	–	–	–	–	–	1	–	–	–	–	–	–	–	–	–	–
7319	–	3	3	–	–	–	–	3	3	–	–	–	–	–	–	–	–	–
7320	1	1	–	–	–	–	1	–	–	–	1	–	–	–	–	–	–	–
7490	3	3	6	–	1	4	2	1	2	1	1	–	–	–	–	–	–	–
7711	16	2	7	4	–	1	10	1	6	2	1	–	–	–	–	–	–	–
7719	–	–	1	–	–	1	–	–	–	–	–	–	–	–	–	–	–	–
7732	6	6	9	–	–	–	3	4	5	3	2	3	–	–	–	–	–	1
7733	–	–	1	–	–	–	–	–	1	–	–	–	–	–	–	–	–	–
7739	4	–	7	–	–	1	4	–	6	–	–	–	–	–	–	–	–	–
7810	17	3	1	–	–	–	7	3	–	10	–	–	–	–	1	–	–	–
7820	37	20	37	2	2	4	18	14	28	16	4	2	1	–	3	–	–	–
7830	7	4	1	2	3	1	4	1	–	1	–	–	–	–	–	–	–	–
7911	1	1	2	–	–	–	1	1	1	–	–	1	–	–	–	–	–	–
7912	4	2	2	–	1	–	3	1	2	1	–	–	–	–	–	–	–	–
8011	80	58	46	–	1	3	44	36	34	32	19	6	3	1	3	1	1	–
8012	32	32	30	1	1	3	22	25	24	9	6	1	–	–	2	–	–	–
8020	5	6	5	–	–	–	3	1	4	2	5	–	–	–	1	–	–	–
8030	–	4	2	–	–	–	–	–	–	–	4	2	–	–	–	–	–	–
8111	5	5	6	–	–	–	1	5	4	4	–	2	–	–	–	–	–	–
8112	36	30	27	1	2	1	21	22	22	13	5	3	1	–	1	–	1	–
8121	217	88	86	62	31	28	83	40	48	70	11	6	1	5	4	1	1	–
8122	3	1	1	–	–	–	1	–	1	1	1	–	–	–	–	1	–	–
8129	–	–	4	–	–	–	–	–	3	–	–	1	–	–	–	–	–	–
8130	1	–	3	–	–	–	1	–	–	–	–	2	–	–	1	–	–	–
8211	10	12	9	3	2	–	3	9	9	4	1	–	–	–	–	–	–	–
8219	–	2	–	–	–	–	–	1	–	–	1	–	–	–	–	–	–	–
8220	–	3	1	–	–	–	–	–	1	–	3	–	–	–	–	–	–	–
8230	–	2	–	–	1	–	–	–	–	–	1	–	–	–	–	–	–	–
8291	3	4	6	–	–	–	–	–	1	3	4	5	–	–	–	–	–	–
8292	–	1	–	–	–	–	–	–	–	–	1	–	–	–	–	–	–	–
8299	61	47	63	–	–	4	45	42	55	15	5	3	1	–	1	–	–	–
8411	63	16	11	1	–	1	6	9	5	52	3	–	3	4	3	1	–	2
8412	–	–	4	–	–	–	–	–	4	–	–	–	–	–	–	–	–	–
8413	–	1	–	–	–	–	–	–	–	–	–	–	–	1	–	–	–	–
8422	3	3	–	–	–	–	1	3	–	2	–	–	–	–	–	–	–	–
8424	–	–	1	–	–	–	–	–	1	–	–	–	–	–	–	–	–	–
8430	–	3	–	–	–	–	–	3	–	–	–	–	–	–	–	–	–	–
8511	–	20	13	–	–	–	–	1	1	–	18	12	–	1	–	–	–	–
8512	5	4	5	–	–	–	1	4	4	4	–	–	–	–	1	–	–	–
8513	17	18	18	–	–	–	4	3	10	12	15	7	1	–	–	–	–	1
8520	6	5	10	1	1	1	2	4	8	3	–	1	–	–	–	–	–	–
8531	10	13	7	2	–	1	5	12	6	2	1	–	1	–	–	–	–	–
8532	12	13	18	2	–	–	6	13	17	4	–	1	–	–	–	–	–	–
8542	1	–	–	–	–	–	–	–	–	1	–	–	–	–	–	–	–	–
8550	21	5	10	9	1	3	10	3	6	2	1	1	–	–	–	–	–	–
8593	1	–	–	–	–	–	1	–	–	–	–	–	–	–	–	–	–	–
8599	34	37	27	4	2	–	19	32	27	11	3	–	–	–	–	–	–	–
8610	238	229	186	70	79	62	137	143	121	30	5	2	1	1	–	–	1	1
8630	3	4	5	1	1	–	2	3	5	–	–	–	–	–	–	–	–	–
8640	12	13	8	7	4	4	3	7	4	2	2	–	–	–	–	–	–	–
8650	2	1	13	–	–	4	1	1	8	1	–	1	–	–	–	–	–	–
8660	2	6	19	–	1	8	1	3	11	1	2	–	–	–	–	–	–	–
8690	1	2	1	–	–	–	–	2	1	1	–	–	–	–	–	–	–	–
8712	2	–	–	–	–	–	–	–	–	2	–	–	–	–	–	–	–	–
8800	2	2	4	–	–	–	1	1	3	1	1	1	–	–	–	–	–	–
9001	1	–	–	–	–	–	–	–	–	1	–	–	–	–	–	–	–	–
9003	2	–	1	–	–	–	–	–	1	2	–	–	–	–	–	–	–	–
9312	–	–	1	–	–	–	–	–	1	–	–	–	–	–	–	–	–	–
9313	–	3	1	–	–	–	–	2	–	–	1	–	–	–	1	–	–	–
9319	–	1	–	–	–	–	–	1	–	–	–	–	–	–	–	–	–	–
9329	1	–	1	–	–	–	–	–	–	1	–	–	–	–	1	–	–	–
9411	–	–	1	–	–	–	–	–	1	–	–	–	–	–	–	–	–	–
9420	1	–	1	–	–	–	–	–	1	1	–	–	–	–	–	–	–	–
9430	16	13	13	–	1	1	4	9	11	12	2	–	–	1	1	–	–	–
9491	4	4	4	–	–	–	1	2	4	3	1	–	–	1	–	–	–	–
9492	–	8	9	–	–	–	–	–	–	–	8	9	–	–	–	–	–	–
9493	–	1	–	–	–	–	–	1	–	–	–	–	–	–	–	–	–	–
9499	1	–	–	–	–	–	1	–	–	–	–	–	–	–	–	–	–	–
9511	2	1	4	–	–	–	–	1	4	2	–	–	–	–	–	–	–	–
9512	–	3	2	–	–	–	–	2	1	–	–	–	–	–	1	–	1	–
9521	2	1	1	–	–	–	–	1	1	1	–	–	1	–	–	–	–	–
9601	3	1	1	–	–	–	–	–	1	3	1	–	–	–	–	–	–	–
9602	2	–	–	–	–	–	–	–	–	2	–	–	–	–	–	–	–	–
9603	–	1	1	–	–	–	–	1	1	–	–	–	–	–	–	–	–	–
9609	1	–	–	–	–	–	1	–	–	–	–	–	–	–	–	–	–	–
9700	1	–	–	–	–	–	1	–	–	–	–	–	–	–	–	–	–	–
Ignorado	90	1.690	1.825	–	–	–	3	14	10	71	1.659	1.801	16	17	14	–	–	–

Fonte: DATAPREV, CAT, SUB
Nota: Os dados são preliminares, estando sujeitos a correções.

Capítulo 32 - Amazonas

32.2 - Quantidade mensal de acidentes do trabalho liquidados, por consequência, no estado do Amazonas - 2013/2015

MESES	QUANTIDADE DE ACIDENTES DO TRABALHO LIQUIDADOS																	
	Total			Consequência														
				Assistência Médica			Menos de 15 dias			Mais de 15 dias			Incapacidade Permanente			Óbito		
	2013	2014	2015	2013	2014	2015	2013	2014	2015	2013	2014	2015	2013	2014	2015	2013	2014	2015
TOTAL	**8.917**	**9.080**	**8.412**	**957**	**1.004**	**959**	**4.892**	**5.024**	**4.682**	**2.915**	**2.899**	**2.584**	**123**	**119**	**157**	**30**	**34**	**30**
Janeiro	714	776	703	75	59	67	427	455	403	207	246	222	3	15	10	2	1	1
Fevereiro	658	685	660	78	74	77	346	390	394	218	210	172	15	9	15	1	2	2
Março	803	775	777	78	77	73	448	397	454	258	288	230	15	12	17	4	1	3
Abril	761	758	700	105	77	88	408	425	393	238	245	197	8	9	18	2	2	4
Maio	797	841	719	75	113	105	433	435	408	270	275	193	18	14	9	1	4	4
Junho	695	684	697	76	79	74	391	369	372	211	224	233	13	10	16	4	2	2
Julho	795	802	791	94	96	96	436	414	392	251	283	287	10	7	15	4	2	1
Agosto	884	857	785	101	105	95	462	451	401	306	285	273	12	9	11	3	7	5
Setembro	739	820	779	70	102	81	375	454	402	287	253	272	7	9	22	–	2	2
Outubro	774	759	701	77	75	81	421	449	400	258	226	211	13	6	9	5	3	–
Novembro	691	740	655	64	71	82	401	435	381	219	213	175	5	14	13	2	7	4
Dezembro	606	583	445	64	76	40	344	350	282	192	151	119	4	5	2	2	1	2

Fonte: DATAPREV, CAT, SUB.
Nota: Os dados são preliminares, estando sujeitos a correções.

DISTRIBUIÇÃO DE ACIDENTES DO TRABALHO LIQUIDADOS, POR CONSEQUÊNCIA, NO ESTADO DO AMAZONAS - 2015

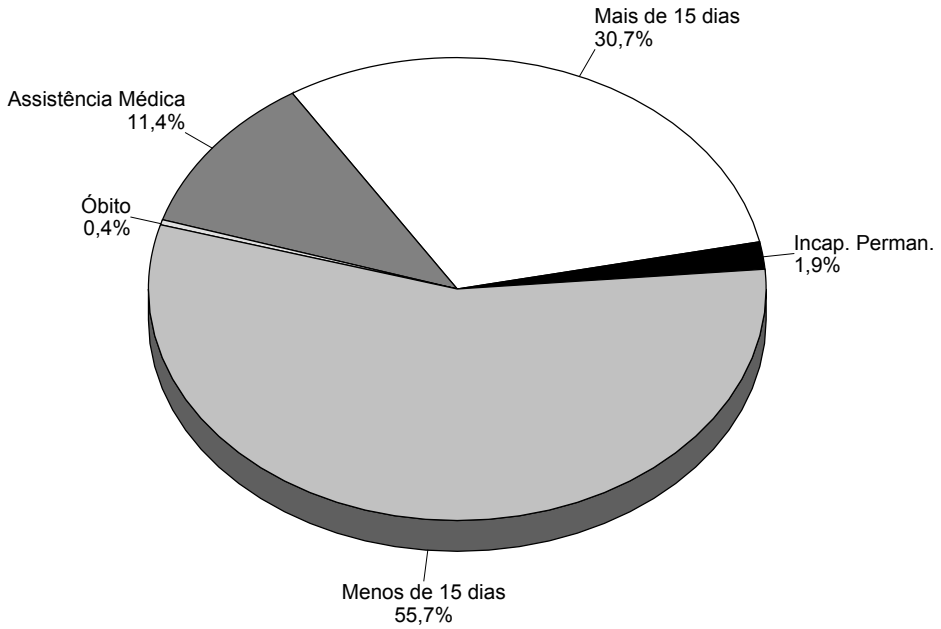

Fonte: DATAPREV, CAT, SUB.

Capítulo 33 - Roraima

33.1 - Quantidade de acidentes do trabalho liquidados, por consequência, segundo a Classificação Nacional de Atividades Econômicas (CNAE), no estado de Roraima - 2013/2015

(continua)

CNAE	QUANTIDADE DE ACIDENTES DO TRABALHO LIQUIDADOS																	
	Total			Consequência														
				Assistência Médica			Menos de 15 dias			Mais de 15 dias			Incapacidade Permanente			Óbito		
	2013	2014	2015	2013	2014	2015	2013	2014	2015	2013	2014	2015	2013	2014	2015	2013	2014	2015
TOTAL	**754**	**844**	**614**	**52**	**116**	**53**	**327**	**403**	**347**	**363**	**311**	**203**	**11**	**6**	**7**	**1**	**8**	**4**
0111	1	7	3	–	–	–	–	1	1	1	6	2	–	–	–	–	–	–
0112	–	2	–	–	–	–	–	–	–	–	2	–	–	–	–	–	–	–
0115	–	3	3	–	1	–	–	2	2	–	–	1	–	–	–	–	–	–
0119	–	–	1	–	–	–	–	–	1	–	–	–	–	–	–	–	–	–
0121	1	–	–	–	–	–	1	–	–	–	–	–	–	–	–	–	–	–
0133	1	–	–	–	–	–	1	–	–	–	–	–	–	–	–	–	–	–
0139	–	2	2	–	–	–	–	1	2	–	1	–	–	–	–	–	–	–
0141	1	–	1	–	–	–	–	–	1	1	–	–	–	–	–	–	–	–
0151	2	–	1	–	–	–	1	–	–	1	–	1	–	–	–	–	–	–
0162	1	–	1	–	–	–	–	–	1	1	–	–	–	–	–	–	–	–
0210	24	5	2	2	–	–	19	4	1	3	1	1	–	–	–	–	–	–
0810	1	3	2	–	–	–	1	1	–	–	2	1	–	–	1	–	–	–
1011	3	4	–	–	–	–	–	4	–	3	–	–	–	–	–	–	–	–
1052	1	–	–	–	–	–	–	–	–	1	–	–	–	–	–	–	–	–
1061	1	2	3	–	–	–	1	2	2	–	–	–	–	–	1	–	–	–
1066	–	–	1	–	–	–	–	–	1	–	–	–	–	–	–	–	–	–
1091	1	1	1	–	–	–	–	–	–	1	1	1	–	–	–	–	–	–
1095	2	–	–	–	–	–	1	–	–	1	–	–	–	–	–	–	–	–
1113	–	2	–	–	–	–	–	1	–	–	–	–	–	–	–	–	1	–
1121	–	1	1	–	–	–	–	1	1	–	–	–	–	–	–	–	–	–
1122	4	2	–	–	1	–	–	–	–	4	1	–	–	–	–	–	–	–
1510	–	–	3	–	–	–	–	–	1	–	–	2	–	–	–	–	–	–
1610	20	8	11	–	–	–	8	1	10	10	7	–	1	–	1	1	–	–
1622	1	–	–	–	–	–	–	–	–	1	–	–	–	–	–	–	–	–
1741	–	–	1	–	–	–	–	–	1	–	–	–	–	–	–	–	–	–
1813	–	1	–	–	–	–	–	–	–	–	1	–	–	–	–	–	–	–
1822	–	–	1	–	–	–	–	–	1	–	–	–	–	–	–	–	–	–
2212	1	–	–	–	–	–	–	–	–	1	–	–	–	–	–	–	–	–
2219	–	2	1	–	–	–	–	–	–	–	2	1	–	–	–	–	–	–
2311	1	5	4	–	–	–	–	3	4	1	2	–	–	–	–	–	–	–
2330	4	7	5	–	–	–	2	5	5	2	2	–	–	–	–	–	–	–
2341	2	–	1	–	–	–	2	–	–	–	–	1	–	–	–	–	–	–
2342	3	4	1	–	–	–	1	–	1	2	4	–	–	–	–	–	–	–
2391	1	1	1	–	–	–	–	–	1	1	1	–	–	–	–	–	–	–
2593	–	–	1	–	–	–	–	–	1	–	–	–	–	–	–	–	–	–
2869	–	1	–	–	–	–	–	1	–	–	–	–	–	–	–	–	–	–
2930	–	1	–	–	–	–	–	–	–	–	1	–	–	–	–	–	–	–
3101	1	–	1	–	–	–	–	–	–	1	–	1	–	–	–	–	–	–
3230	–	–	1	–	–	–	–	–	–	–	–	1	–	–	–	–	–	–
3291	–	1	–	–	–	–	–	–	–	–	1	–	–	–	–	–	–	–
3299	6	1	–	–	–	–	3	1	–	3	–	–	–	–	–	–	–	–
3312	–	–	3	–	–	–	–	–	1	–	–	2	–	–	–	–	–	–
3314	–	–	1	–	–	–	–	–	1	–	–	–	–	–	–	–	–	–
3511	15	21	13	2	6	1	6	10	10	6	5	2	1	–	–	–	–	–
3514	2	1	3	–	–	–	1	–	3	1	–	–	–	1	–	–	–	–
3600	1	4	3	–	3	1	1	1	2	–	–	–	–	–	–	–	–	–
3811	1	–	–	–	–	–	–	–	–	1	–	–	–	–	–	–	–	–
4110	–	1	–	–	–	–	–	1	–	–	–	–	–	–	–	–	–	–
4120	54	72	35	1	2	1	25	60	26	27	9	8	1	1	–	–	–	–
4211	30	12	4	1	1	–	20	11	3	9	–	1	–	–	–	–	–	–
4213	11	5	2	–	–	–	5	3	2	6	2	–	–	–	–	–	–	–
4221	7	24	16	–	2	1	4	17	12	3	5	2	–	–	1	–	–	–
4222	2	1	–	–	–	–	2	–	–	–	1	–	–	–	–	–	–	–
4292	1	6	–	–	–	–	1	5	–	–	–	–	–	–	–	–	1	–
4299	2	2	3	–	–	–	1	1	3	1	1	–	–	–	–	–	–	–
4313	18	13	13	1	–	–	12	12	13	5	–	–	–	1	–	–	–	–
4321	5	8	6	–	–	–	2	5	5	3	2	1	–	–	–	–	1	–
4322	–	1	5	–	–	–	–	1	5	–	–	–	–	–	–	–	–	–
4329	1	11	2	1	6	–	–	5	2	–	–	–	–	–	–	–	–	–
4391	–	1	–	–	–	–	–	–	–	–	1	–	–	–	–	–	–	–
4399	–	1	1	–	–	–	–	1	1	–	–	–	–	–	–	–	–	–
4511	4	2	6	–	–	–	2	2	6	2	–	–	–	–	–	–	–	–
4520	5	1	2	–	–	–	–	–	1	5	1	–	–	–	–	–	–	1

Capítulo 33 - Roraima

33.1 - Quantidade de acidentes do trabalho liquidados, por consequência, segundo a Classificação Nacional de Atividades Econômicas (CNAE), no estado de Roraima - 2013/2015

(continuação)

CNAE	QUANTIDADE DE ACIDENTES DO TRABALHO LIQUIDADOS																	
	Total			Consequência														
				Assistência Médica			Menos de 15 dias			Mais de 15 dias			Incapacidade Permanente			Óbito		
	2013	2014	2015	2013	2014	2015	2013	2014	2015	2013	2014	2015	2013	2014	2015	2013	2014	2015
4530	6	4	1	–	–	–	2	2	1	3	2	–	1	–	–	–	–	–
4541	6	4	3	–	–	–	3	3	3	3	1	–	–	–	–	–	–	–
4617	1	1	–	–	–	–	–	–	–	1	1	–	–	–	–	–	–	–
4623	1	2	–	–	–	–	1	–	–	–	2	–	–	–	–	–	–	–
4632	1	–	–	–	–	–	–	–	–	1	–	–	–	–	–	–	–	–
4634	2	3	1	–	–	–	2	1	–	–	2	1	–	–	–	–	–	–
4635	15	12	11	6	3	2	8	7	8	1	2	1	–	–	–	–	–	–
4637	1	–	–	–	–	–	–	–	–	1	–	–	–	–	–	–	–	–
4639	1	1	1	–	–	–	–	–	1	1	1	–	–	–	–	–	–	–
4644	1	–	–	–	–	–	–	–	–	1	–	–	–	–	–	–	–	–
4646	1	–	1	–	–	1	–	–	–	1	–	–	–	–	–	–	–	–
4649	2	1	1	–	–	–	–	–	1	2	1	–	–	–	–	–	–	–
4661	1	1	–	–	–	–	1	1	–	–	–	–	–	–	–	–	–	–
4662	–	–	1	–	–	–	–	–	1	–	–	–	–	–	–	–	–	–
4664	3	6	3	–	–	–	2	4	2	1	2	–	–	–	–	–	–	1
4672	–	1	2	–	–	–	–	–	2	–	1	–	–	–	–	–	–	–
4674	3	4	1	2	–	–	1	2	1	–	2	–	–	–	–	–	–	–
4679	2	–	3	–	–	–	–	–	–	2	–	3	–	–	–	–	–	–
4682	2	2	2	–	–	–	2	–	2	–	2	–	–	–	–	–	–	–
4686	–	–	1	–	–	–	–	–	1	–	–	–	–	–	–	–	–	–
4691	2	–	–	–	–	–	–	–	–	2	–	–	–	–	–	–	–	–
4711	26	35	16	1	1	–	11	25	14	14	8	2	–	–	–	–	1	–
4712	5	13	7	1	–	–	2	9	5	2	4	1	–	–	1	–	–	–
4713	–	–	1	–	–	–	–	–	1	–	–	–	–	–	–	–	–	–
4721	5	–	–	–	–	–	–	–	–	5	–	–	–	–	–	–	–	–
4722	–	–	2	–	–	–	–	–	1	–	–	1	–	–	–	–	–	–
4723	2	5	2	1	2	1	–	3	1	1	–	–	–	–	–	–	–	–
4729	1	–	2	–	–	–	–	–	2	1	–	–	–	–	–	–	–	–
4731	10	7	1	–	–	–	–	3	1	10	2	–	–	–	–	–	2	–
4741	3	–	–	–	–	–	–	–	–	2	–	–	1	–	–	–	–	–
4742	1	–	1	–	–	–	–	–	1	1	–	–	–	–	–	–	–	–
4743	4	2	3	–	–	–	2	2	2	2	–	1	–	–	–	–	–	–
4744	38	30	19	6	3	2	21	22	16	11	5	1	–	–	–	–	–	–
4751	2	–	1	–	–	–	–	–	1	2	–	–	–	–	–	–	–	–
4753	3	–	–	–	–	–	1	–	–	2	–	–	–	–	–	–	–	–
4754	2	3	–	–	–	–	–	1	–	2	1	–	–	–	–	–	1	–
4755	–	2	3	–	–	–	–	2	3	–	–	–	–	–	–	–	–	–
4761	1	–	1	–	–	–	–	–	1	1	–	–	–	–	–	–	–	–
4763	2	–	–	–	–	–	–	–	–	2	–	–	–	–	–	–	–	–
4771	8	4	5	–	–	–	3	3	4	5	1	1	–	–	–	–	–	–
4772	2	–	–	–	–	–	–	–	–	2	–	–	–	–	–	–	–	–
4774	1	–	–	–	–	–	1	–	–	–	–	–	–	–	–	–	–	–
4781	10	8	3	–	1	–	2	6	2	8	1	1	–	–	–	–	–	–
4782	1	–	–	–	–	–	–	–	–	1	–	–	–	–	–	–	–	–
4784	3	2	1	–	–	–	1	–	–	2	2	1	–	–	–	–	–	–
4789	2	1	2	–	–	–	1	1	2	1	–	–	–	–	–	–	–	–
4921	8	1	1	–	–	–	4	1	–	3	–	1	1	–	–	–	–	–
4922	1	2	3	–	–	–	–	–	3	1	2	–	–	–	–	–	–	–
4924	1	1	–	–	–	–	–	1	–	1	–	–	–	–	–	–	–	–
4929	–	–	1	–	–	–	–	–	1	–	–	–	–	–	–	–	–	–
4930	11	11	3	4	4	1	4	4	1	3	3	1	–	–	–	–	–	–
5111	4	–	1	–	–	–	2	–	1	2	–	–	–	–	–	–	–	–
5112	1	–	–	–	–	–	–	–	–	–	–	–	1	–	–	–	–	–
5211	–	1	5	–	–	–	–	1	5	–	–	–	–	–	–	–	–	–
5212	–	–	1	–	–	–	–	–	–	–	–	1	–	–	–	–	–	–
5240	–	4	1	–	–	–	–	4	1	–	–	–	–	–	–	–	–	–
5250	2	–	–	–	–	–	–	–	–	2	–	–	–	–	–	–	–	–
5310	29	26	18	5	15	7	18	10	9	6	1	2	–	–	–	–	–	–
5320	1	–	1	–	–	–	–	–	–	1	–	–	–	–	–	–	–	1
5510	5	6	1	–	–	–	1	3	–	4	3	1	–	–	–	–	–	–
5611	17	13	6	–	–	1	5	7	3	12	6	2	–	–	–	–	–	–
5620	3	3	6	–	–	–	1	2	4	2	1	2	–	–	–	–	–	–
5822	1	–	–	–	–	–	–	–	–	1	–	–	–	–	–	–	–	–
6010	1	–	1	–	–	–	–	–	–	1	–	–	–	–	1	–	–	–
6021	2	–	1	–	–	–	–	–	–	2	–	1	–	–	–	–	–	–

Capítulo 33 - Roraima

33.1 - Quantidade de acidentes do trabalho liquidados, por consequência, segundo a Classificação Nacional de Atividades Econômicas (CNAE), no estado de Roraima - 2013/2015

(conclusão)

CNAE	QUANTIDADE DE ACIDENTES DO TRABALHO LIQUIDADOS																	
	Total			Consequência														
				Assistência Médica			Menos de 15 dias			Mais de 15 dias			Incapacidade Permanente			Óbito		
	2013	2014	2015	2013	2014	2015	2013	2014	2015	2013	2014	2015	2013	2014	2015	2013	2014	2015
6110	–	–	1	–	–	–	–	–	1	–	–	–	–	–	–	–	–	–
6120	–	–	1	–	–	–	–	–	1	–	–	–	–	–	–	–	–	–
6201	–	1	1	–	–	–	–	–	–	–	1	1	–	–	–	–	–	–
6421	–	4	1	–	2	1	–	1	–	–	1	–	–	–	–	–	–	–
6422	1	–	–	–	–	–	1	–	–	–	–	–	–	–	–	–	–	–
6423	1	–	–	–	–	–	–	–	–	1	–	–	–	–	–	–	–	–
6550	–	–	1	–	–	1	–	–	–	–	–	–	–	–	–	–	–	–
6810	1	4	2	–	–	–	1	4	2	–	–	–	–	–	–	–	–	–
6912	1	–	–	–	–	–	1	–	–	–	–	–	–	–	–	–	–	–
6920	2	2	1	–	–	–	–	2	1	2	–	–	–	–	–	–	–	–
7020	–	1	1	–	–	–	–	1	1	–	–	–	–	–	–	–	–	–
7112	22	24	28	–	–	2	18	21	23	4	3	3	–	–	–	–	–	–
7119	1	2	1	–	–	–	1	1	–	–	1	1	–	–	–	–	–	–
7210	2	2	4	1	2	1	–	–	3	1	–	–	–	–	–	–	–	–
7420	–	1	–	–	–	–	–	–	–	–	1	–	–	–	–	–	–	–
7500	–	–	1	–	–	–	–	–	1	–	–	–	–	–	–	–	–	–
7711	–	1	3	–	–	–	–	1	2	–	–	1	–	–	–	–	–	–
7722	–	1	–	–	–	–	–	–	–	–	1	–	–	–	–	–	–	–
7731	–	1	–	–	–	–	–	1	–	–	–	–	–	–	–	–	–	–
7732	1	1	1	1	–	–	–	–	1	–	1	–	–	–	–	–	–	–
7739	–	–	3	–	–	–	–	–	3	–	–	–	–	–	–	–	–	–
7810	–	2	–	–	–	–	–	2	–	–	–	–	–	–	–	–	–	–
7820	6	1	2	–	–	–	–	–	2	5	1	–	1	–	–	–	–	–
7830	1	–	–	–	–	–	–	–	–	1	–	–	–	–	–	–	–	–
7911	–	–	1	–	–	–	–	–	–	–	–	1	–	–	–	–	–	–
8011	15	14	6	–	1	–	6	12	4	9	1	2	–	–	–	–	–	–
8012	–	–	4	–	–	–	–	–	2	–	–	2	–	–	–	–	–	–
8112	–	–	1	–	–	–	–	–	–	–	–	1	–	–	–	–	–	–
8121	49	17	10	6	–	1	18	9	8	25	8	1	–	–	–	–	–	–
8122	–	–	1	–	–	–	–	–	1	–	–	–	–	–	–	–	–	–
8129	–	–	4	–	–	–	–	–	4	–	–	–	–	–	–	–	–	–
8211	2	–	–	–	–	–	1	–	–	1	–	–	–	–	–	–	–	–
8219	1	–	1	–	–	–	–	–	1	1	–	–	–	–	–	–	–	–
8220	–	–	2	–	–	–	–	–	2	–	–	–	–	–	–	–	–	–
8291	2	–	–	–	–	–	–	–	–	2	–	–	–	–	–	–	–	–
8299	1	2	1	–	–	–	–	2	1	1	–	–	–	–	–	–	–	–
8411	27	3	5	–	–	–	7	1	2	20	–	1	–	2	1	–	–	1
8412	1	–	–	–	–	–	–	–	–	1	–	–	–	–	–	–	–	–
8511	1	12	12	–	–	–	1	1	1	–	11	11	–	–	–	–	–	–
8512	4	–	–	–	–	–	1	–	–	3	–	–	–	–	–	–	–	–
8513	2	1	–	–	–	–	–	–	–	2	1	–	–	–	–	–	–	–
8520	2	1	1	–	–	–	1	1	1	1	–	–	–	–	–	–	–	–
8531	4	2	–	–	–	–	3	1	–	1	1	–	–	–	–	–	–	–
8532	2	–	1	–	–	–	1	–	1	1	–	–	–	–	–	–	–	–
8541	1	1	–	–	–	–	–	1	–	1	–	–	–	–	–	–	–	–
8599	17	22	13	4	3	2	10	19	9	3	–	2	–	–	–	–	–	–
8610	26	81	48	4	52	25	16	24	22	6	4	1	–	–	–	–	1	–
8640	1	1	2	–	1	1	–	–	1	1	–	–	–	–	–	–	–	–
8660	1	–	–	–	–	–	–	–	–	1	–	–	–	–	–	–	–	–
8712	–	–	1	–	–	–	–	–	–	–	–	1	–	–	–	–	–	–
8800	1	1	–	1	–	–	–	1	–	–	–	–	–	–	–	–	–	–
9420	1	4	1	–	3	–	–	1	1	1	–	–	–	–	–	–	–	–
9430	1	–	1	–	–	–	1	–	1	–	–	–	–	–	–	–	–	–
9491	1	–	1	–	–	–	–	–	1	1	–	–	–	–	–	–	–	–
9521	2	–	–	–	–	–	–	–	–	2	–	–	–	–	–	–	–	–
9529	1	–	–	–	–	–	–	–	–	1	–	–	–	–	–	–	–	–
9601	1	–	–	–	–	–	–	–	–	1	–	–	–	–	–	–	–	–
9602	1	–	–	–	–	–	–	–	–	1	–	–	–	–	–	–	–	–
Ignorado	34	159	121	1	1	–	14	3	1	16	154	120	3	1	–	–	–	–

Fonte: DATAPREV, CAT, SUB.
Nota: Os dados são preliminares, estando sujeitos a correções.

Capítulo 33 - Roraima

33.2 - Quantidade mensal de acidentes do trabalho liquidados, por consequência, no estado de Roraima - 2013/2015

MESES	QUANTIDADE DE ACIDENTES DO TRABALHO LIQUIDADOS																	
	Total			Consequência														
				Assistência Médica			Menos de 15 dias			Mais de 15 dias			Incapacidade Permanente			Óbito		
	2013	2014	2015	2013	2014	2015	2013	2014	2015	2013	2014	2015	2013	2014	2015	2013	2014	2015
TOTAL	**754**	**844**	**614**	**52**	**116**	**53**	**327**	**403**	**347**	**363**	**311**	**203**	**11**	**6**	**7**	**1**	**8**	**4**
Janeiro	62	83	54	9	6	11	23	44	24	29	30	17	1	1	1	–	2	1
Fevereiro	47	60	46	3	10	–	23	25	28	21	24	17	–	–	1	–	1	–
Março	64	65	46	2	12	4	23	27	26	37	25	13	2	–	3	–	1	–
Abril	74	62	43	4	13	5	34	22	22	35	26	15	–	1	–	1	–	1
Maio	58	91	53	5	12	3	22	41	34	31	34	15	–	2	–	–	2	1
Junho	66	73	47	2	12	2	29	34	23	35	26	22	–	1	–	–	–	–
Julho	59	70	57	5	8	6	23	38	35	28	24	16	3	–	–	–	–	–
Agosto	66	72	49	7	11	9	28	34	24	30	25	15	1	1	1	–	1	–
Setembro	61	74	51	2	15	4	24	34	25	33	25	22	2	–	–	–	–	–
Outubro	67	63	53	3	9	3	29	32	33	34	22	17	1	–	–	–	–	–
Novembro	65	64	52	7	4	2	33	40	33	25	19	17	–	–	–	–	1	–
Dezembro	65	67	63	3	4	4	36	32	40	25	31	17	1	–	1	–	–	1

Fonte: DATAPREV, CAT, SUB.
Nota: Os dados são preliminares, estando sujeitos a correções.

DISTRIBUIÇÃO DE ACIDENTES DO TRABALHO LIQUIDADOS, POR CONSEQUÊNCIA, NO ESTADO DE RORAIMA - 2015

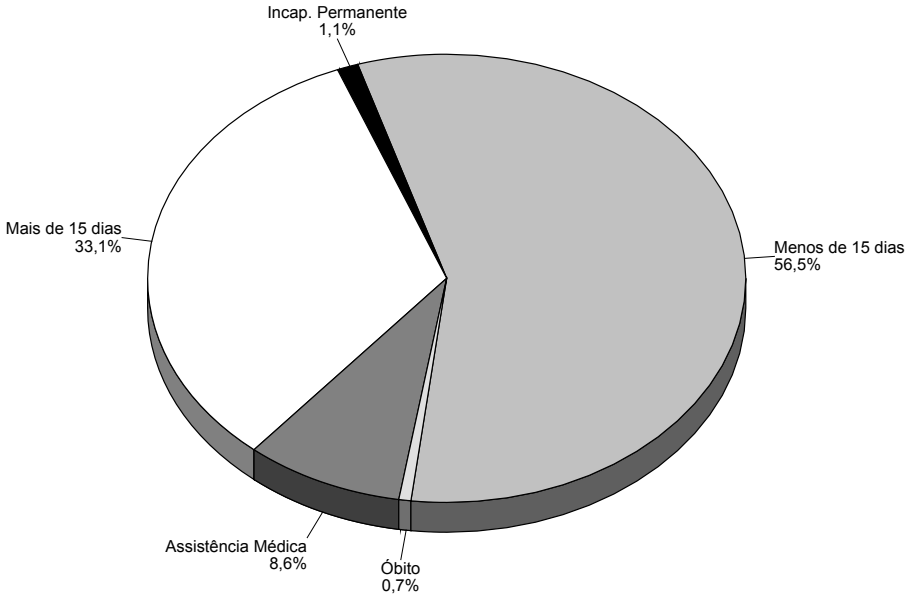

Fonte: DATAPREV, CAT, SUB.

Capítulo 34 - Pará

34.1 - Quantidade de acidentes do trabalho liquidados, por consequência, segundo a Classificação Nacional de Atividades Econômicas (CNAE), no estado do Pará - 2013/2015

(continua)

CNAE	QUANTIDADE DE ACIDENTES DO TRABALHO LIQUIDADOS																	
	Total			Consequência														
				Assistência Médica			Menos de 15 dias			Mais de 15 dias			Incapacidade Permanente			Óbito		
	2013	2014	2015	2013	2014	2015	2013	2014	2015	2013	2014	2015	2013	2014	2015	2013	2014	2015
TOTAL	**12.722**	**13.313**	**11.507**	**2.703**	**2.941**	**2.437**	**5.036**	**5.327**	**5.933**	**4.630**	**4.713**	**2.840**	**283**	**265**	**217**	**70**	**67**	**80**
0111	1	19	15	–	–	–	–	1	7	1	18	8	–	–	–	–	–	–
0112	–	83	67	–	–	–	–	–	–	–	83	67	–	–	–	–	–	–
0113	–	2	3	–	–	–	–	–	–	–	2	3	–	–	–	–	–	–
0114	–	4	4	–	–	–	–	–	–	–	4	4	–	–	–	–	–	–
0115	5	6	3	–	–	–	2	3	2	1	3	1	1	–	–	1	–	–
0119	4	4	2	–	–	–	1	3	2	3	1	–	–	–	–	–	–	–
0121	1	1	–	–	–	–	–	–	–	1	1	–	–	–	–	–	–	–
0122	–	–	1	–	–	–	–	–	1	–	–	–	–	–	–	–	–	–
0131	–	–	1	–	–	–	–	–	1	–	–	–	–	–	–	–	–	–
0133	26	36	34	1	4	2	7	16	26	18	12	6	–	3	–	–	1	–
0135	1	–	–	–	–	–	1	–	–	–	–	–	–	–	–	–	–	–
0139	629	648	832	146	248	325	378	353	493	100	42	12	4	4	2	1	1	–
0141	73	71	78	–	–	–	59	63	73	13	5	3	–	–	–	1	3	2
0142	3	9	14	–	–	–	3	9	14	–	–	–	–	–	–	–	–	–
0151	267	234	191	39	32	23	153	169	154	74	29	11	–	–	–	1	4	3
0152	2	1	–	–	–	–	2	1	–	–	–	–	–	–	–	–	–	–
0154	–	1	1	–	–	–	–	–	–	–	1	–	–	–	1	–	–	–
0155	49	58	49	1	–	–	37	46	45	11	9	3	–	3	1	–	–	–
0161	52	27	32	2	–	6	38	18	24	11	8	–	1	–	1	–	1	1
0162	6	4	9	–	–	–	4	2	6	2	2	2	–	–	–	–	–	1
0210	65	37	29	7	5	1	39	22	26	18	10	1	1	–	1	–	–	–
0220	31	31	33	3	2	3	21	15	24	6	14	4	1	–	2	–	–	–
0230	68	52	16	27	17	2	26	24	11	15	10	2	–	1	1	–	–	–
0311	52	11	6	1	–	–	35	4	4	12	5	2	4	2	–	–	–	–
0321	2	–	–	–	–	–	2	–	–	–	–	–	–	–	–	–	–	–
0600	1	1	–	1	–	–	–	1	–	–	–	–	–	–	–	–	–	–
0710	222	115	165	139	96	140	13	17	22	69	1	3	–	1	–	1	–	–
0721	76	51	13	65	48	8	4	3	5	7	–	–	–	–	–	–	–	–
0723	3	1	1	1	–	1	2	1	–	–	–	–	–	–	–	–	–	–
0724	51	30	10	30	10	3	12	19	6	8	1	–	1	–	–	–	–	1
0729	97	56	60	67	50	45	13	6	13	16	–	1	–	–	–	1	–	1
0810	24	17	12	7	2	3	6	6	9	9	8	–	2	1	–	–	–	–
0893	5	1	1	4	–	1	–	1	–	1	–	–	–	–	–	–	–	–
0899	–	1	1	–	1	–	–	–	–	–	–	1	–	–	–	–	–	–
0910	–	–	1	–	–	1	–	–	–	–	–	–	–	–	–	–	–	–
0990	1	–	1	–	–	–	1	–	1	–	–	–	–	–	–	–	–	–
1011	290	324	338	26	33	73	164	249	243	96	41	16	4	–	4	–	1	2
1012	7	13	7	–	–	–	4	5	4	3	7	3	–	1	–	–	–	–
1013	54	27	9	1	–	–	48	21	8	5	5	–	–	1	–	–	–	1
1020	26	29	30	1	–	–	14	25	29	10	4	1	1	–	–	–	–	–
1031	22	23	16	1	1	–	12	15	15	8	7	1	–	–	–	1	–	–
1032	3	2	1	–	–	–	–	–	1	3	2	–	–	–	–	–	–	–
1033	–	2	2	–	–	–	–	1	1	–	1	–	–	–	1	–	–	–
1041	28	46	118	1	5	22	20	33	95	7	5	1	–	3	–	–	–	–
1042	7	13	18	2	2	2	4	3	12	1	8	4	–	–	–	–	–	–
1051	3	3	3	–	–	–	2	2	3	1	1	–	–	–	–	–	–	–
1052	36	34	29	1	–	–	25	29	24	10	4	5	–	–	–	–	1	–
1053	6	1	2	–	–	–	2	–	2	3	1	–	1	–	–	–	–	–
1061	4	–	1	–	–	–	1	–	1	3	–	–	–	–	–	–	–	–
1062	8	14	39	–	–	–	6	12	38	2	1	1	–	1	–	–	–	–
1064	–	1	–	–	–	–	–	1	–	–	–	–	–	–	–	–	–	–
1066	4	3	3	1	–	–	1	2	2	2	1	–	–	–	1	–	–	–
1069	1	–	–	–	–	–	–	–	–	–	–	–	1	–	–	–	–	–
1081	1	1	2	–	–	–	1	1	2	–	–	–	–	–	–	–	–	–
1091	12	9	13	–	–	1	4	4	7	7	5	5	1	–	–	–	–	–
1092	38	25	15	–	–	–	30	16	15	8	6	–	–	3	–	–	–	–
1093	–	–	1	–	–	–	–	–	1	–	–	–	–	–	–	–	–	–
1094	4	5	3	–	–	–	1	2	2	3	1	1	–	2	–	–	–	–
1095	7	6	4	–	–	–	2	4	1	4	2	3	–	–	–	1	–	–
1099	25	19	21	–	2	2	14	12	14	11	4	4	–	–	1	–	1	–
1111	–	1	5	–	–	–	–	–	–	–	1	5	–	–	–	–	–	–
1112	5	4	3	–	–	–	4	2	3	–	1	–	1	1	–	–	–	–
1113	41	25	27	2	1	3	32	19	20	7	5	4	–	–	–	–	–	–
1121	13	4	6	2	–	–	8	2	5	2	2	1	1	–	–	–	–	–
1122	85	76	64	49	50	21	14	20	37	20	6	5	2	–	1	–	–	–
1312	59	114	57	1	–	–	42	95	55	16	19	1	–	–	1	–	–	–
1321	–	1	2	–	–	–	–	–	–	–	1	2	–	–	–	–	–	–
1340	1	–	–	–	–	–	1	–	–	–	–	–	–	–	–	–	–	–
1351	–	1	2	–	–	–	–	–	1	–	1	1	–	–	–	–	–	–
1354	1	–	–	–	–	–	1	–	–	–	–	–	–	–	–	–	–	–
1412	5	–	–	–	–	–	1	–	–	4	–	–	–	–	–	–	–	–
1413	5	1	1	–	–	–	2	–	–	3	1	–	–	–	1	–	–	–
1414	–	–	3	–	–	–	–	–	3	–	–	–	–	–	–	–	–	–
1421	–	–	1	–	–	–	–	–	1	–	–	–	–	–	–	–	–	–
1422	–	–	1	–	–	–	–	–	1	–	–	–	–	–	–	–	–	–

Capítulo 34 - Pará

34.1 - Quantidade de acidentes do trabalho liquidados, por consequência, segundo a Classificação Nacional de Atividades Econômicas (CNAE), no estado do Pará - 2013/2015

(continuação)

CNAE	QUANTIDADE DE ACIDENTES DO TRABALHO LIQUIDADOS																	
	Total			Consequência														
				Assistência Médica			Menos de 15 dias			Mais de 15 dias			Incapacidade Permanente			Óbito		
	2013	2014	2015	2013	2014	2015	2013	2014	2015	2013	2014	2015	2013	2014	2015	2013	2014	2015
1510	32	18	18	1	–	–	19	16	11	11	2	6	–	–	1	1	–	–
1521	–	2	–	–	–	–	–	–	–	–	2	–	–	–	–	–	–	–
1531	3	3	1	–	–	–	1	1	1	2	2	–	–	–	–	–	–	–
1610	321	255	186	8	10	2	131	124	122	156	106	51	19	8	8	7	7	3
1621	82	54	46	–	2	1	25	16	25	55	34	17	1	2	3	1	–	–
1622	11	4	11	–	1	–	4	1	11	6	–	–	1	2	–	–	–	–
1623	–	–	1	–	–	–	–	–	–	–	–	1	–	–	–	–	–	–
1629	8	7	6	–	–	–	3	6	6	5	1	–	–	–	–	–	–	–
1710	30	22	41	10	2	13	13	20	28	6	–	–	1	–	–	–	–	–
1721	31	38	99	–	–	1	17	29	87	14	9	11	–	–	–	–	–	–
1733	1	1	–	–	–	–	–	1	–	1	–	–	–	–	–	–	–	–
1741	–	1	3	–	–	–	–	–	–	–	1	3	–	–	–	–	–	–
1742	1	–	–	–	–	–	1	–	–	–	–	–	–	–	–	–	–	–
1749	–	–	1	–	–	–	–	–	1	–	–	–	–	–	–	–	–	–
1811	–	1	1	–	–	–	–	–	–	–	–	1	–	1	–	–	–	–
1812	–	4	1	–	–	–	–	–	–	–	4	1	–	–	–	–	–	–
1813	4	4	3	–	–	–	1	1	3	3	2	–	–	1	–	–	–	–
1821	1	–	–	–	–	–	–	–	–	1	–	–	–	–	–	–	–	–
1822	2	–	–	–	–	–	1	–	–	1	–	–	–	–	–	–	–	–
1921	26	22	47	1	1	4	23	21	43	–	–	–	2	–	–	–	–	–
1931	15	22	16	–	–	–	6	9	7	9	13	9	–	–	–	–	–	–
1932	1	1	–	–	–	–	1	–	–	–	1	–	–	–	–	–	–	–
2012	1	1	–	–	1	–	–	–	–	1	–	–	–	–	–	–	–	–
2013	1	3	4	1	2	2	–	1	2	–	–	–	–	–	–	–	–	–
2014	3	3	–	–	2	–	2	1	–	1	–	–	–	–	–	–	–	–
2021	–	5	1	–	–	–	–	–	–	–	5	1	–	–	–	–	–	–
2029	1	2	1	–	–	–	–	–	–	1	2	1	–	–	–	–	–	–
2040	–	2	–	–	–	–	–	–	–	–	2	–	–	–	–	–	–	–
2061	4	4	3	–	–	–	1	2	3	2	2	–	1	–	–	–	–	–
2062	4	9	6	–	–	–	–	6	6	3	3	–	1	–	–	–	–	–
2063	17	13	14	–	–	1	11	9	12	6	3	1	–	–	–	–	1	–
2071	7	2	4	–	–	–	7	1	3	–	1	1	–	–	–	–	–	–
2091	–	1	3	–	–	–	–	–	1	–	1	2	–	–	–	–	–	–
2092	3	2	4	1	2	3	1	–	1	1	–	–	–	–	–	–	–	–
2099	3	–	6	–	–	2	3	–	3	–	–	1	–	–	–	–	–	–
2110	–	–	1	–	–	–	–	–	–	–	–	1	–	–	–	–	–	–
2121	–	2	3	–	–	–	–	–	1	–	1	2	–	1	–	–	–	–
2122	–	2	–	–	–	–	–	2	–	–	–	–	–	–	–	–	–	–
2211	–	1	–	–	–	–	–	–	–	–	1	–	–	–	–	–	–	–
2212	10	4	9	–	–	1	2	3	7	8	1	1	–	–	–	–	–	–
2219	–	43	37	–	–	–	–	1	4	–	41	33	–	1	–	–	–	–
2221	–	–	1	–	–	–	–	–	1	–	–	–	–	–	–	–	–	–
2222	20	17	19	1	1	1	11	8	15	8	8	3	–	–	–	–	–	–
2223	7	6	7	–	–	–	6	6	5	1	–	2	–	–	–	–	–	–
2229	8	2	3	1	–	–	2	–	2	5	1	1	–	1	–	–	–	–
2311	12	5	2	–	–	–	11	3	2	1	2	–	–	–	–	–	–	–
2319	–	1	–	–	–	–	–	–	–	–	1	–	–	–	–	–	–	–
2320	48	44	43	13	12	18	23	23	22	11	9	3	1	–	–	–	–	–
2330	53	51	50	6	12	16	25	17	30	22	20	3	–	1	1	–	1	–
2341	1	–	–	–	–	–	1	–	–	–	–	–	–	–	–	–	–	–
2342	74	39	41	–	–	–	19	12	29	52	21	6	3	6	3	–	–	3
2391	3	5	1	–	–	–	2	2	1	1	3	–	–	–	–	–	–	–
2399	–	–	1	–	–	–	–	–	–	–	–	1	–	–	–	–	–	–
2411	50	28	9	2	3	–	26	15	7	22	8	–	–	2	2	–	–	–
2422	–	7	–	–	–	–	–	–	–	–	7	–	–	–	–	–	–	–
2423	15	9	16	6	2	2	7	6	10	2	1	3	–	–	1	–	–	–
2424	1	–	–	–	–	–	1	–	–	–	–	–	–	–	–	–	–	–
2441	165	96	100	142	78	89	11	13	9	10	3	1	2	2	1	–	–	–
2449	7	3	8	1	3	2	3	–	6	2	–	–	1	–	–	–	–	–
2451	1	–	–	–	–	–	1	–	–	–	–	–	–	–	–	–	–	–
2452	–	–	1	–	–	–	–	–	–	–	–	1	–	–	–	–	–	–
2511	37	18	12	12	2	4	12	10	5	13	6	2	–	–	1	–	–	–
2512	2	4	1	–	–	1	1	1	–	1	3	–	–	–	–	–	–	–
2513	16	9	2	11	7	2	3	1	–	2	1	–	–	–	–	–	–	–
2521	–	2	–	–	–	–	–	2	–	–	–	–	–	–	–	–	–	–
2522	–	2	–	–	1	–	–	–	–	–	1	–	–	–	–	–	–	–
2532	1	–	1	–	–	–	–	–	–	1	–	–	–	–	1	–	–	–
2539	26	13	2	5	11	1	1	1	1	20	1	–	–	–	–	–	–	–
2542	–	–	2	–	–	–	–	–	2	–	–	–	–	–	–	–	–	–
2591	2	–	–	–	–	–	1	–	–	1	–	–	–	–	–	–	–	–
2592	2	4	3	–	1	2	1	1	1	1	1	–	–	1	–	–	–	–
2593	1	4	2	–	–	–	–	2	–	1	1	2	–	1	–	–	–	–
2599	6	4	14	3	1	10	2	3	3	1	–	1	–	–	–	–	–	–
2622	1	–	–	–	–	–	–	–	–	1	–	–	–	–	–	–	–	–
2631	1	–	–	–	–	–	1	–	–	–	–	–	–	–	–	–	–	–
2710	1	–	–	–	–	–	1	–	–	–	–	–	–	–	–	–	–	–
2731	2	–	–	–	–	–	–	–	–	–	–	–	2	–	–	–	–	–

Capítulo 34 - Pará

34.1 - Quantidade de acidentes do trabalho liquidados, por consequência, segundo a Classificação Nacional de Atividades Econômicas (CNAE), no estado do Pará - 2013/2015

(continuação)

CNAE	QUANTIDADE DE ACIDENTES DO TRABALHO LIQUIDADOS																	
	Total			Consequência														
				Assistência Médica			Menos de 15 dias			Mais de 15 dias			Incapacidade Permanente			Óbito		
	2013	2014	2015	2013	2014	2015	2013	2014	2015	2013	2014	2015	2013	2014	2015	2013	2014	2015
2733	7	5	4	1	2	1	3	2	3	3	1	–	–	–	–	–	–	–
2759	1	1	–	–	–	–	–	–	–	–	1	–	1	–	–	–	–	–
2811	3	5	1	–	–	–	2	4	1	1	1	–	–	–	–	–	–	–
2812	–	2	–	–	–	–	–	1	–	–	1	–	–	–	–	–	–	–
2813	–	1	1	–	–	–	–	1	–	–	–	1	–	–	–	–	–	–
2821	–	–	1	–	–	1	–	–	–	–	–	–	–	–	–	–	–	–
2822	6	2	3	4	2	–	1	–	3	1	–	–	–	–	–	–	–	–
2823	–	–	1	–	–	–	–	–	1	–	–	–	–	–	–	–	–	–
2825	2	–	2	1	–	1	–	–	1	1	–	–	–	–	–	–	–	–
2829	5	5	2	2	3	1	3	2	1	–	–	–	–	–	–	–	–	–
2831	1	2	9	–	–	5	–	1	4	1	1	–	–	–	–	–	–	–
2833	1	–	3	–	–	–	–	–	2	1	–	1	–	–	–	–	–	–
2840	1	1	–	–	1	–	1	–	–	–	–	–	–	–	–	–	–	–
2852	–	–	1	–	–	–	–	–	1	–	–	–	–	–	–	–	–	–
2853	4	5	1	3	4	–	–	1	–	1	–	1	–	–	–	–	–	–
2854	–	–	2	–	–	1	–	–	1	–	–	–	–	–	–	–	–	–
2862	2	–	1	–	–	–	–	–	–	2	–	1	–	–	–	–	–	–
2869	2	3	1	–	1	–	–	1	1	2	–	–	–	1	–	–	–	–
2910	–	–	1	–	–	–	–	–	–	–	–	1	–	–	–	–	–	–
2930	2	10	2	–	–	–	1	2	1	1	8	–	–	–	1	–	–	–
2942	1	–	–	–	–	–	–	–	–	1	–	–	–	–	–	–	–	–
2950	2	1	–	–	–	–	–	–	–	2	1	–	–	–	–	–	–	–
3011	35	34	26	1	1	–	19	18	23	13	14	2	2	1	1	–	–	–
3012	–	1	–	–	–	–	–	1	–	–	–	–	–	–	–	–	–	–
3101	32	35	24	1	2	–	14	20	18	16	13	5	1	–	–	–	–	1
3102	1	1	–	–	–	–	–	–	–	1	–	–	–	1	–	–	–	–
3103	3	2	–	–	–	–	1	1	–	2	1	–	–	–	–	–	–	–
3104	17	8	11	–	1	1	12	3	10	5	4	–	–	–	–	–	–	–
3230	–	1	3	–	–	–	–	–	–	–	1	3	–	–	–	–	–	–
3250	–	2	2	–	–	–	–	2	2	–	–	–	–	–	–	–	–	–
3291	1	5	6	–	–	–	–	–	–	1	5	6	–	–	–	–	–	–
3299	2	2	1	–	–	–	1	–	–	–	2	1	1	–	–	–	–	–
3311	2	4	2	1	2	1	1	2	1	–	–	–	–	–	–	–	–	–
3312	6	12	–	–	1	–	5	8	–	1	3	–	–	–	–	–	–	–
3313	2	1	1	–	1	–	–	–	1	2	–	–	–	–	–	–	–	–
3314	29	6	17	7	–	9	12	2	7	9	3	–	–	1	–	1	–	1
3317	7	2	1	–	–	–	3	2	1	4	–	–	–	–	–	–	–	–
3319	–	1	1	–	–	–	–	1	1	–	–	–	–	–	–	–	–	–
3321	11	14	31	2	2	13	6	12	17	2	–	1	–	–	–	1	–	–
3329	1	1	–	–	–	–	–	1	–	1	–	–	–	–	–	–	–	–
3511	20	29	18	8	7	4	11	19	10	–	3	3	–	–	–	1	–	1
3512	70	3	3	19	–	–	42	2	3	9	–	–	–	–	–	–	1	–
3514	61	53	51	5	3	5	24	35	41	26	13	2	6	1	3	–	1	–
3530	–	–	1	–	–	–	–	–	1	–	–	–	–	–	–	–	–	–
3600	35	24	24	3	2	3	28	19	20	4	3	1	–	–	–	–	–	–
3702	10	6	2	–	1	–	4	–	2	5	5	–	1	–	–	–	–	–
3811	19	21	21	1	2	2	6	7	13	12	10	2	–	1	3	–	1	1
3812	11	7	1	6	6	–	4	1	1	–	–	–	1	–	–	–	–	–
3821	7	4	1	1	1	–	5	2	–	1	1	1	–	–	–	–	–	–
3822	68	13	9	16	4	1	30	6	7	21	1	–	1	2	1	–	–	–
3832	1	–	–	–	–	–	1	–	–	–	–	–	–	–	–	–	–	–
3839	–	2	3	–	–	–	–	2	3	–	–	–	–	–	–	–	–	–
4110	156	112	109	2	2	3	71	79	89	80	27	15	1	3	2	2	1	–
4120	782	646	473	104	62	37	367	423	360	294	139	63	16	16	10	1	6	3
4211	187	192	99	25	84	65	56	76	28	105	26	4	1	1	1	–	5	1
4212	16	24	26	2	14	2	–	7	22	11	3	2	3	–	–	–	–	–
4213	14	8	12	2	1	1	10	7	7	2	–	4	–	–	–	–	–	–
4221	759	1.327	696	522	1.058	497	129	173	149	101	89	41	2	5	4	5	2	5
4222	6	1	7	2	–	–	1	1	4	2	–	2	1	–	1	–	–	–
4223	–	–	2	–	–	1	–	–	1	–	–	–	–	–	–	–	–	–
4291	–	2	1	–	–	–	–	1	–	–	1	–	–	–	1	–	–	–
4292	274	129	135	170	95	86	25	25	42	75	7	6	3	–	1	1	2	–
4299	136	65	29	44	13	7	42	33	17	47	17	2	3	2	3	–	–	–
4311	1	–	–	–	–	–	1	–	–	–	–	–	–	–	–	–	–	–
4312	12	3	3	4	2	3	1	–	–	7	1	–	–	–	–	–	–	–
4313	107	85	69	29	16	21	28	57	42	41	8	5	5	1	–	4	3	1
4319	3	–	–	2	–	–	–	–	–	1	–	–	–	–	–	–	–	–
4321	72	97	75	11	7	11	42	70	54	19	18	9	–	1	–	–	1	1
4322	11	9	9	–	5	1	1	2	4	8	1	3	2	1	1	–	–	–
4329	28	30	10	15	28	8	3	–	1	9	2	1	1	–	–	–	–	–
4330	9	5	8	1	–	1	2	2	6	6	3	1	–	–	–	–	–	–
4391	41	34	10	4	5	1	31	22	7	6	5	2	–	2	–	–	–	–
4399	32	52	21	4	3	–	13	22	13	13	26	7	–	1	1	2	–	–
4511	62	50	45	5	6	–	37	32	39	20	11	5	–	1	1	–	–	–
4512	1	2	1	–	–	–	–	–	1	1	2	–	–	–	–	–	–	–
4520	56	40	12	3	1	–	34	28	9	18	9	1	–	2	1	1	–	1
4530	84	52	55	3	–	2	39	22	37	38	28	11	2	2	5	2	–	–

Capítulo 34 - Pará

34.1 - Quantidade de acidentes do trabalho liquidados, por consequência, segundo a Classificação Nacional de Atividades Econômicas (CNAE), no estado do Pará - 2013/2015

(continuação)

CNAE	QUANTIDADE DE ACIDENTES DO TRABALHO LIQUIDADOS																	
	Total			Consequência														
				Assistência Médica			Menos de 15 dias			Mais de 15 dias			Incapacidade Permanente			Óbito		
	2013	2014	2015	2013	2014	2015	2013	2014	2015	2013	2014	2015	2013	2014	2015	2013	2014	2015
4541	23	31	34	–	–	1	9	10	16	14	21	16	–	–	1	–	–	–
4543	–	1	1	–	–	–	–	–	1	–	1	–	–	–	–	–	–	–
4614	1	–	–	–	–	–	–	–	–	1	–	–	–	–	–	–	–	–
4615	–	1	–	–	–	–	–	–	–	–	–	–	–	1	–	–	–	–
4616	–	–	1	–	–	–	–	–	1	–	–	–	–	–	–	–	–	–
4617	–	2	–	–	–	–	–	1	–	–	1	–	–	–	–	–	–	–
4619	5	3	7	–	–	–	4	3	6	1	–	1	–	–	–	–	–	–
4622	–	–	1	–	–	–	–	–	1	–	–	–	–	–	–	–	–	–
4623	21	12	13	–	–	–	9	8	10	12	4	2	–	–	1	–	–	–
4631	1	1	1	–	–	–	1	1	–	–	–	1	–	–	–	–	–	–
4632	7	9	7	–	–	1	1	4	6	6	5	–	–	–	–	–	–	–
4633	16	15	10	–	2	1	10	9	7	6	4	–	–	–	–	–	–	2
4634	6	7	2	–	–	–	2	2	2	4	3	–	–	1	–	–	1	–
4635	92	80	91	5	11	8	58	53	80	27	14	2	2	2	–	–	–	1
4636	2	2	–	–	–	–	1	–	–	–	2	–	–	–	–	1	–	–
4637	11	6	8	1	–	–	–	3	3	10	2	4	–	1	–	–	–	1
4639	77	65	46	1	1	–	42	41	38	34	22	6	–	1	2	–	–	–
4641	–	3	1	–	–	–	–	3	1	–	–	–	–	–	–	–	–	–
4642	2	–	1	–	–	–	–	–	1	2	–	–	–	–	–	–	–	–
4643	–	–	1	–	–	–	–	–	–	–	–	–	–	–	1	–	–	–
4644	28	44	34	1	1	–	19	34	28	8	9	5	–	–	–	–	–	1
4645	3	–	1	–	–	–	1	–	1	2	–	–	–	–	–	–	–	–
4646	9	14	18	–	–	–	6	7	16	3	7	1	–	–	1	–	–	–
4647	–	–	1	–	–	–	–	–	1	–	–	–	–	–	–	–	–	–
4649	6	6	4	–	–	–	2	4	4	4	2	–	–	–	–	–	–	–
4651	1	–	–	–	–	–	1	–	–	–	–	–	–	–	–	–	–	–
4652	–	–	1	–	–	–	–	–	1	–	–	–	–	–	–	–	–	–
4661	8	7	13	1	1	2	2	1	11	5	5	–	–	–	–	–	–	–
4662	20	24	28	9	13	12	8	9	14	2	2	2	1	–	–	–	–	–
4663	2	8	4	–	–	–	1	6	4	1	2	–	–	–	–	–	–	–
4665	–	1	–	–	–	–	–	1	–	–	–	–	–	–	–	–	–	–
4669	4	4	1	–	1	–	–	2	1	4	1	–	–	–	–	–	–	–
4671	10	10	12	–	–	–	1	–	7	8	9	5	1	1	–	–	–	–
4672	3	7	4	1	–	–	1	4	4	1	3	–	–	–	–	–	–	–
4673	2	2	2	–	–	–	–	1	2	1	1	–	1	–	–	–	–	–
4674	6	5	3	–	–	–	1	5	3	4	–	–	1	–	–	–	–	–
4679	37	25	23	–	–	4	26	14	18	11	8	1	–	2	–	–	1	–
4681	12	6	6	–	–	1	6	6	3	5	–	1	–	–	1	1	–	–
4682	11	10	7	7	3	2	3	6	5	1	1	–	–	–	–	–	–	–
4683	2	1	4	–	–	–	–	–	2	2	1	1	–	–	–	–	–	1
4684	1	1	1	–	–	–	1	1	1	–	–	–	–	–	–	–	–	–
4686	2	2	1	–	–	–	–	1	–	2	1	–	–	–	1	–	–	–
4687	9	2	1	–	–	–	1	1	1	8	1	–	–	–	–	–	–	–
4689	–	5	5	–	–	–	–	4	4	–	1	–	–	–	–	–	–	1
4691	4	8	10	–	–	–	1	5	7	3	3	3	–	–	–	–	–	–
4693	4	4	6	–	–	–	1	4	6	3	–	–	–	–	–	–	–	–
4711	368	355	391	1	8	8	253	269	342	110	76	36	2	1	3	2	1	2
4712	34	19	26	–	–	1	9	9	22	24	10	2	1	–	–	–	–	1
4713	13	22	24	–	–	1	8	20	23	5	2	–	–	–	–	–	–	–
4721	16	11	6	1	–	1	6	7	4	9	4	1	–	–	–	–	–	–
4722	18	9	16	–	–	–	2	3	12	16	5	2	–	1	2	–	–	–
4723	5	5	3	–	–	–	1	2	–	4	2	3	–	1	–	–	–	–
4724	2	2	3	–	–	–	–	1	2	2	1	1	–	–	–	–	–	–
4729	20	23	9	–	–	–	8	12	6	12	10	1	–	1	1	–	–	1
4731	24	35	23	1	–	–	12	16	17	11	15	5	–	3	–	–	1	1
4741	5	3	1	–	–	–	2	2	–	3	1	–	–	–	1	–	–	–
4742	5	6	4	–	1	–	3	4	2	2	1	2	–	–	–	–	–	–
4743	11	2	2	–	–	–	1	–	2	10	2	–	–	–	–	–	–	–
4744	98	65	58	1	2	5	35	34	33	56	27	15	5	2	3	1	–	2
4751	6	11	9	–	–	–	2	7	5	3	4	4	–	–	–	1	–	–
4752	4	4	9	2	1	–	–	2	6	2	1	2	–	–	1	–	–	–
4753	11	13	6	–	1	–	7	6	6	4	5	–	–	–	–	–	1	–
4754	175	109	101	–	1	1	104	80	90	70	27	10	–	1	–	1	–	–
4755	11	6	2	–	–	–	2	5	1	9	1	1	–	–	–	–	–	–
4756	–	1	–	–	–	–	–	–	–	–	1	–	–	–	–	–	–	–
4757	2	2	–	–	–	–	–	–	–	2	2	–	–	–	–	–	–	–
4759	6	3	4	–	–	–	3	1	4	3	1	–	–	1	–	–	–	–
4761	7	3	5	–	–	1	3	2	3	4	1	1	–	–	–	–	–	–
4763	3	7	4	–	–	–	–	4	4	3	3	–	–	–	–	–	–	–
4771	31	35	34	2	1	–	14	28	29	15	6	4	–	–	–	–	–	1
4772	8	1	1	–	–	–	2	–	–	6	1	1	–	–	–	–	–	–
4773	–	–	1	–	–	–	–	–	–	–	–	1	–	–	–	–	–	–
4774	5	4	3	–	–	–	2	–	2	3	3	1	–	1	–	–	–	–
4781	41	36	34	–	7	–	10	20	27	30	8	6	1	1	–	–	–	1
4782	6	6	4	–	–	–	1	3	2	5	3	2	–	–	–	–	–	–
4783	–	1	–	–	–	–	–	1	–	–	–	–	–	–	–	–	–	–
4784	32	20	8	1	–	–	9	7	5	22	11	3	–	1	–	–	1	–

Capítulo 34 - Pará

34.1 - Quantidade de acidentes do trabalho liquidados, por consequência, segundo a Classificação Nacional de Atividades Econômicas (CNAE), no estado do Pará - 2013/2015

(continuação)

CNAE	QUANTIDADE DE ACIDENTES DO TRABALHO LIQUIDADOS																	
	Total			Consequência														
				Assistência Médica			Menos de 15 dias			Mais de 15 dias			Incapacidade Permanente			Óbito		
	2013	2014	2015	2013	2014	2015	2013	2014	2015	2013	2014	2015	2013	2014	2015	2013	2014	2015
4785	–	1	–	–	–	–	–	1	–	–	–	–	–	–	–	–	–	–
4789	32	23	18	1	3	2	16	13	11	14	6	4	1	1	1	–	–	–
4911	1	5	3	–	5	3	1	–	–	–	–	–	–	–	–	–	–	–
4921	113	87	72	7	4	3	23	47	43	67	28	16	15	7	8	1	1	2
4922	28	33	14	1	2	–	11	19	10	14	12	2	2	–	2	–	–	–
4923	5	4	1	2	1	–	1	3	1	2	–	–	–	–	–	–	–	–
4924	1	1	2	–	–	–	–	–	1	1	1	–	–	–	1	–	–	–
4929	21	13	9	2	1	–	10	9	8	7	3	–	2	–	–	–	–	1
4930	249	208	214	43	37	39	90	90	136	109	70	29	3	7	3	4	4	7
4940	4	2	–	–	–	–	–	2	–	4	–	–	–	–	–	–	–	–
5011	2	–	–	–	–	–	1	–	–	1	–	–	–	–	–	–	–	–
5021	54	32	39	4	–	1	19	15	27	25	16	5	5	–	4	1	1	2
5022	1	2	4	–	–	–	1	–	2	–	2	1	–	–	1	–	–	–
5030	1	6	6	–	2	1	–	2	2	1	2	3	–	–	–	–	–	–
5091	7	7	6	–	–	1	2	3	3	4	3	2	1	1	–	–	–	–
5111	6	17	4	–	2	1	4	4	3	2	11	–	–	–	–	–	–	–
5112	8	1	2	–	–	–	3	–	–	3	1	1	–	–	–	2	–	1
5120	1	2	4	–	–	–	1	1	3	–	1	–	–	–	–	–	–	1
5211	6	8	5	–	–	–	3	5	3	3	2	2	–	1	–	–	–	–
5212	11	11	9	3	–	–	3	1	5	5	9	4	–	1	–	–	–	–
5221	–	–	1	–	–	–	–	–	–	–	–	1	–	–	–	–	–	–
5222	–	1	–	–	–	–	–	–	–	–	1	–	–	–	–	–	–	–
5223	1	–	1	1	–	–	–	–	–	–	–	1	–	–	–	–	–	–
5229	3	2	–	–	–	–	–	–	–	2	1	–	1	1	–	–	–	–
5231	19	29	54	8	6	32	6	20	21	3	2	1	–	–	–	2	1	–
5232	1	–	1	–	–	–	–	–	–	1	–	1	–	–	–	–	–	–
5239	5	3	–	1	–	–	3	1	–	1	2	–	–	–	–	–	–	–
5240	28	21	18	7	4	3	18	14	14	3	3	1	–	–	–	–	–	–
5250	23	18	18	–	1	3	16	10	15	6	7	–	–	–	–	1	–	–
5310	173	146	194	20	9	30	122	130	159	30	5	3	1	2	2	–	–	–
5320	12	2	4	–	–	–	3	1	2	9	1	2	–	–	–	–	–	–
5510	39	35	28	6	2	2	18	19	19	14	14	5	1	–	2	–	–	–
5590	1	–	1	–	–	–	–	–	1	1	–	–	–	–	–	–	–	–
5611	82	71	55	3	6	4	32	31	38	44	29	11	3	4	1	–	1	1
5620	129	74	47	77	47	30	20	22	15	28	4	2	3	1	–	1	–	–
5811	3	–	–	–	–	–	1	–	–	2	–	–	–	–	–	–	–	–
5812	3	1	3	–	–	–	2	1	3	1	–	–	–	–	–	–	–	–
5821	–	2	–	–	–	–	–	1	–	–	1	–	–	–	–	–	–	–
5822	9	1	4	–	–	–	4	1	3	5	–	1	–	–	–	–	–	–
5823	–	–	1	–	–	–	–	–	1	–	–	–	–	–	–	–	–	–
5911	1	–	–	–	–	–	–	–	–	1	–	–	–	–	–	–	–	–
5913	1	–	–	–	–	–	1	–	–	–	–	–	–	–	–	–	–	–
5914	8	–	1	–	–	–	7	–	–	1	–	1	–	–	–	–	–	–
6010	3	3	1	–	–	–	2	1	1	1	2	–	–	–	–	–	–	–
6021	9	6	11	2	–	1	5	4	6	1	2	4	–	–	–	1	–	–
6110	6	6	2	–	–	–	3	4	1	3	2	–	–	–	1	–	–	–
6120	8	6	2	1	–	–	5	5	2	2	1	–	–	–	–	–	–	–
6130	–	1	–	–	–	–	–	1	–	–	–	–	–	–	–	–	–	–
6141	1	1	1	–	–	–	1	–	1	–	1	–	–	–	–	–	–	–
6190	9	6	12	–	1	2	5	2	10	3	3	–	1	–	–	–	–	–
6201	–	21	16	–	–	–	–	–	–	–	21	16	–	–	–	–	–	–
6203	1	–	–	–	–	–	1	–	–	–	–	–	–	–	–	–	–	–
6204	19	3	3	–	–	–	16	2	3	2	1	–	–	–	–	1	–	–
6209	6	6	4	1	2	1	3	4	3	2	–	–	–	–	–	–	–	–
6311	6	2	2	–	–	1	3	2	1	3	–	–	–	–	–	–	–	–
6319	1	–	–	–	–	–	1	–	–	–	–	–	–	–	–	–	–	–
6410	1	–	–	–	–	–	–	–	–	1	–	–	–	–	–	–	–	–
6421	31	28	46	4	2	6	21	21	35	6	5	5	–	–	–	–	–	–
6422	60	62	80	7	1	6	39	45	65	14	13	7	–	3	2	–	–	–
6423	5	3	7	–	–	1	–	3	5	5	–	1	–	–	–	–	–	–
6424	1	2	–	–	1	–	–	1	–	1	–	–	–	–	–	–	–	–
6435	–	1	–	–	–	–	–	–	–	–	1	–	–	–	–	–	–	–
6462	1	1	1	–	–	1	–	1	–	1	–	–	–	–	–	–	–	–
6463	1	2	1	1	1	–	–	–	1	–	1	–	–	–	–	–	–	–
6491	2	2	4	–	–	–	1	2	4	1	–	–	–	–	–	–	–	–
6493	1	1	1	–	–	–	–	1	1	1	–	–	–	–	–	–	–	–
6499	1	–	–	–	–	–	–	–	–	1	–	–	–	–	–	–	–	–
6511	–	1	–	–	–	–	–	1	–	–	–	–	–	–	–	–	–	–
6512	–	1	–	–	–	–	–	1	–	–	–	–	–	–	–	–	–	–
6541	1	–	–	–	–	–	–	–	–	1	–	–	–	–	–	–	–	–
6550	14	2	6	1	–	–	7	2	5	6	–	1	–	–	–	–	–	–
6613	–	2	–	–	–	–	–	–	–	–	2	–	–	–	–	–	–	–
6619	–	2	–	–	–	–	–	2	–	–	–	–	–	–	–	–	–	–
6621	–	2	1	–	–	–	–	–	–	–	2	1	–	–	–	–	–	–
6622	–	1	–	–	–	–	–	–	–	–	1	–	–	–	–	–	–	–
6630	–	2	–	–	–	–	–	–	–	–	2	–	–	–	–	–	–	–
6810	23	26	19	1	1	1	10	16	15	11	8	1	1	1	1	–	–	1

Capítulo 34 - Pará

34.1 - Quantidade de acidentes do trabalho liquidados, por consequência, segundo a Classificação Nacional de Atividades Econômicas (CNAE), no estado do Pará - 2013/2015

(conclusão)

CNAE	QUANTIDADE DE ACIDENTES DO TRABALHO LIQUIDADOS																	
	Total			Consequência														
				Assistência Médica			Menos de 15 dias			Mais de 15 dias			Incapacidade Permanente			Óbito		
	2013	2014	2015	2013	2014	2015	2013	2014	2015	2013	2014	2015	2013	2014	2015	2013	2014	2015
6821	5	5	6	–	–	–	–	–	4	5	4	2	–	1	–	–	–	–
6822	1	4	13	–	–	–	–	1	10	1	3	3	–	–	–	–	–	–
6911	2	–	1	–	–	–	2	–	1	–	–	–	–	–	–	–	–	–
6912	4	2	2	–	–	–	2	1	2	2	1	–	–	–	–	–	–	–
6920	17	10	14	1	–	1	11	7	12	5	3	–	–	–	–	–	–	1
7020	9	6	10	1	2	1	7	4	7	1	–	2	–	–	–	–	–	–
7111	–	4	2	–	3	1	–	1	–	–	–	1	–	–	–	–	–	–
7112	115	107	53	53	43	17	33	52	29	24	10	5	3	1	2	2	1	–
7119	29	11	7	14	5	4	6	3	2	8	3	–	1	–	1	–	–	–
7120	1	2	1	–	–	–	1	–	1	–	2	–	–	–	–	–	–	–
7210	11	5	8	3	1	1	8	2	6	–	2	1	–	–	–	–	–	–
7220	5	4	3	1	1	–	1	–	2	2	3	1	1	–	–	–	–	–
7312	1	–	–	–	–	–	–	–	–	1	–	–	–	–	–	–	–	–
7319	2	1	4	–	–	–	2	1	2	–	–	2	–	–	–	–	–	–
7320	–	1	–	–	–	–	–	–	–	–	1	–	–	–	–	–	–	–
7410	–	1	–	–	–	–	–	–	–	–	1	–	–	–	–	–	–	–
7420	1	4	4	–	–	–	–	–	2	1	4	2	–	–	–	–	–	–
7490	23	20	18	3	2	4	12	15	10	8	3	2	–	–	–	–	–	2
7500	–	–	1	–	–	–	–	–	1	–	–	–	–	–	–	–	–	–
7711	12	8	5	3	1	3	5	6	2	4	1	–	–	–	–	–	–	–
7719	2	1	2	–	1	–	1	–	2	1	–	–	–	–	–	–	–	–
7721	1	–	1	–	–	–	1	–	1	–	–	–	–	–	–	–	–	–
7723	1	–	–	–	–	–	–	–	–	1	–	–	–	–	–	–	–	–
7729	–	–	1	–	–	1	–	–	–	–	–	–	–	–	–	–	–	–
7731	2	1	–	–	–	–	–	1	–	2	–	–	–	–	–	–	–	–
7732	23	6	12	1	1	1	7	3	8	14	1	2	–	1	–	1	–	1
7733	–	1	1	–	–	–	–	–	1	–	1	–	–	–	–	–	–	–
7739	23	15	15	8	4	6	12	9	8	3	1	1	–	1	–	–	–	–
7740	–	1	–	–	1	–	–	–	–	–	–	–	–	–	–	–	–	–
7810	3	–	–	1	–	–	1	–	–	1	–	–	–	–	–	–	–	–
7820	42	32	24	21	12	14	8	17	8	11	2	2	2	–	–	–	1	–
7830	21	9	5	4	1	1	9	4	3	7	3	1	1	1	–	–	–	–
7911	1	3	3	–	–	–	1	1	3	–	2	–	–	–	–	–	–	–
7912	–	–	1	–	–	–	–	–	1	–	–	–	–	–	–	–	–	–
8011	97	70	50	7	1	2	47	39	30	40	23	13	3	5	4	–	2	1
8012	110	39	43	9	9	9	75	19	25	23	11	9	1	–	–	2	–	–
8020	10	8	14	1	–	–	3	3	11	6	5	3	–	–	–	–	–	–
8030	–	1	3	–	–	–	–	–	–	–	1	3	–	–	–	–	–	–
8111	2	8	6	1	1	1	1	6	4	–	1	1	–	–	–	–	–	–
8112	35	32	20	–	1	–	17	22	13	17	9	5	1	–	1	–	–	1
8121	113	83	50	21	19	12	28	44	33	64	18	5	–	2	–	–	–	–
8122	1	2	–	–	1	–	1	–	–	–	1	–	–	–	–	–	–	–
8129	10	5	15	–	5	6	4	–	6	6	–	3	–	–	–	–	–	–
8130	2	1	2	–	–	–	–	–	1	1	1	1	1	–	–	–	–	–
8211	18	12	17	2	4	2	10	7	15	6	1	–	–	–	–	–	–	–
8219	–	3	1	–	–	–	–	3	1	–	–	–	–	–	–	–	–	–
8220	12	17	4	–	2	1	9	13	2	3	2	–	–	–	–	–	–	1
8230	4	2	3	–	–	–	1	2	2	2	–	1	–	–	–	1	–	–
8291	5	5	6	–	–	–	2	2	2	2	3	3	1	–	1	–	–	–
8292	–	1	1	–	–	–	–	–	–	–	1	1	–	–	–	–	–	–
8299	32	37	9	2	3	2	19	24	5	10	10	1	1	–	1	–	–	–
8411	246	84	85	8	8	16	32	43	54	194	23	9	10	10	5	2	–	1
8412	4	2	–	–	–	–	3	2	–	1	–	–	–	–	–	–	–	–
8422	12	17	12	1	2	–	10	12	12	–	3	–	1	–	–	–	–	–
8423	1	1	–	–	–	–	–	–	–	1	–	–	–	1	–	–	–	–
8424	52	17	61	1	–	–	19	10	49	30	7	10	2	–	2	–	–	–
8430	9	1	2	–	–	–	1	1	1	8	–	1	–	–	–	–	–	–
8511	1	43	41	–	–	–	–	3	3	1	40	38	–	–	–	–	–	–
8512	13	4	3	–	–	–	4	1	2	9	3	1	–	–	–	–	–	–
8513	14	17	10	3	1	1	4	8	9	6	7	–	1	1	–	–	–	–
8520	11	12	3	2	3	1	5	8	2	2	1	–	2	–	–	–	–	–
8531	24	26	18	1	1	2	19	18	14	4	7	2	–	–	–	–	–	–
8532	15	7	4	–	–	–	13	6	3	1	1	1	1	–	–	–	–	–
8533	–	2	–	–	–	–	–	1	–	–	–	–	–	–	–	–	1	–
8541	6	6	3	1	–	–	4	2	3	1	4	–	–	–	–	–	–	–
8542	–	2	–	–	–	–	–	1	–	–	1	–	–	–	–	–	–	–
8550	–	1	–	–	–	–	–	–	–	–	1	–	–	–	–	–	–	–
8592	–	1	1	–	–	–	–	1	–	–	–	–	–	–	1	–	–	–
8593	1	4	–	1	–	–	–	3	–	–	1	–	–	–	–	–	–	–
8599	14	13	19	2	2	3	7	8	14	5	2	2	–	–	–	–	1	–
8610	503	502	606	280	274	338	159	189	257	62	38	8	1	1	2	1	–	1
8630	6	23	15	–	12	6	4	6	6	2	5	2	–	–	–	–	–	1
8640	34	42	45	16	15	17	13	25	24	5	2	3	–	–	–	–	–	1
8650	1	4	3	–	2	–	–	2	3	1	–	–	–	–	–	–	–	–
8660	43	46	47	31	28	43	8	18	4	4	–	–	–	–	–	–	–	–
8690	11	8	5	1	2	2	8	4	3	2	2	–	–	–	–	–	–	–
8712	1	–	–	–	–	–	1	–	–	–	–	–	–	–	–	–	–	–
8800	41	20	22	4	2	2	33	17	20	4	1	–	–	–	–	–	–	–
9001	3	3	3	–	–	–	–	3	1	3	–	1	–	–	–	–	–	1
9102	–	1	–	–	–	–	–	–	–	–	1	–	–	–	–	–	–	–
9312	8	2	2	1	–	–	4	1	–	3	1	2	–	–	–	–	–	–
9313	3	4	1	–	–	–	–	4	–	3	–	1	–	–	–	–	–	–
9319	2	1	–	–	–	–	–	1	–	2	–	–	–	–	–	–	–	–
9321	1	2	1	–	–	–	–	1	1	1	1	–	–	–	–	–	–	–
9329	25	13	31	1	–	5	19	11	23	5	2	2	–	–	–	–	–	1
9411	1	4	2	–	1	–	1	3	1	–	–	1	–	–	–	–	–	–
9412	32	22	17	8	11	4	5	6	10	17	3	3	2	2	–	–	–	–
9420	11	13	6	–	–	–	4	11	3	6	1	2	1	1	1	–	–	–
9430	64	52	27	37	29	12	18	20	12	8	3	3	1	–	–	–	–	–
9491	14	5	8	1	–	–	8	2	4	3	3	3	2	–	1	–	–	–
9493	–	–	1	–	–	–	–	–	1	–	–	–	–	–	–	–	–	–
9499	2	3	5	–	1	1	2	2	3	–	–	–	–	–	1	–	–	–
9511	–	1	2	–	–	–	–	–	2	–	–	–	–	1	–	–	–	–
9512	5	8	2	–	–	–	5	4	2	–	4	–	–	–	–	–	–	–
9521	2	2	–	–	–	–	1	1	–	1	1	–	–	–	–	–	–	–
9529	3	3	–	1	–	–	1	2	–	1	1	–	–	–	–	–	–	–
9601	4	2	3	1	–	–	2	1	3	1	1	–	–	–	–	–	–	–
9602	3	–	3	1	–	–	–	–	3	2	–	–	–	–	–	–	–	–
9603	6	6	8	–	1	–	1	3	4	5	1	4	–	1	–	–	–	–
9609	4	3	2	–	–	–	3	3	2	1	–	–	–	–	–	–	–	–
9700	–	–	2	–	–	–	–	–	2	–	–	–	–	–	–	–	–	–
Ignorado	796	2.672	1.993	14	9	7	48	123	133	660	2.459	1.788	72	79	64	2	2	1

Fonte: DATAPREV, CAT, SUB.

Nota: Os dados são preliminares, estando sujeitos a correções.

Capítulo 34 - Pará

34.2 - Quantidade mensal de acidentes do trabalho liquidados, por consequência, no estado do Pará - 2013/2015

MESES	QUANTIDADE DE ACIDENTES DO TRABALHO LIQUIDADOS																	
	Total			Consequência														
				Assistência Médica			Menos de 15 dias			Mais de 15 dias			Incapacidade Permanente			Óbito		
	2013	2014	2015	2013	2014	2015	2013	2014	2015	2013	2014	2015	2013	2014	2015	2013	2014	2015
TOTAL	**12.722**	**13.313**	**11.507**	**2.703**	**2.941**	**2.437**	**5.036**	**5.327**	**5.933**	**4.630**	**4.713**	**2.840**	**283**	**265**	**217**	**70**	**67**	**80**
Janeiro	1.065	995	1.014	247	185	244	428	384	467	361	401	274	19	20	22	10	5	7
Fevereiro	990	1.087	1.000	191	237	209	392	451	488	379	371	270	22	21	27	6	7	6
Março	1.012	1.058	1.052	222	255	208	374	407	534	381	368	287	29	21	19	6	7	4
Abril	1.101	1.149	1.039	238	251	282	392	450	466	444	418	257	26	27	28	1	3	6
Maio	1.010	1.149	993	204	252	192	380	461	510	397	409	251	23	24	28	6	3	12
Junho	1.111	1.060	1.040	230	195	244	436	437	537	418	400	226	22	25	23	5	3	10
Julho	1.100	1.291	1.053	224	266	236	469	553	550	388	452	241	16	13	19	3	7	7
Agosto	1.127	1.180	959	243	290	172	445	429	519	409	427	250	26	29	12	4	5	6
Setembro	1.137	1.160	951	230	273	214	471	463	485	399	385	231	26	29	13	11	10	8
Outubro	1.182	1.257	859	256	295	145	479	501	472	416	434	228	26	22	9	5	5	5
Novembro	1.046	1.097	835	230	252	157	418	433	488	367	383	178	25	19	7	6	10	5
Dezembro	841	830	712	188	190	134	352	358	417	271	265	147	23	15	10	7	2	4

Fonte: DATAPREV, CAT, SUB.
Nota: Os dados são preliminares, estando sujeitos a correções.

DISTRIBUIÇÃO DE ACIDENTES DO TRABALHO LIQUIDADOS, POR CONSEQUÊNCIA, NO ESTADO DO PARÁ - 2015

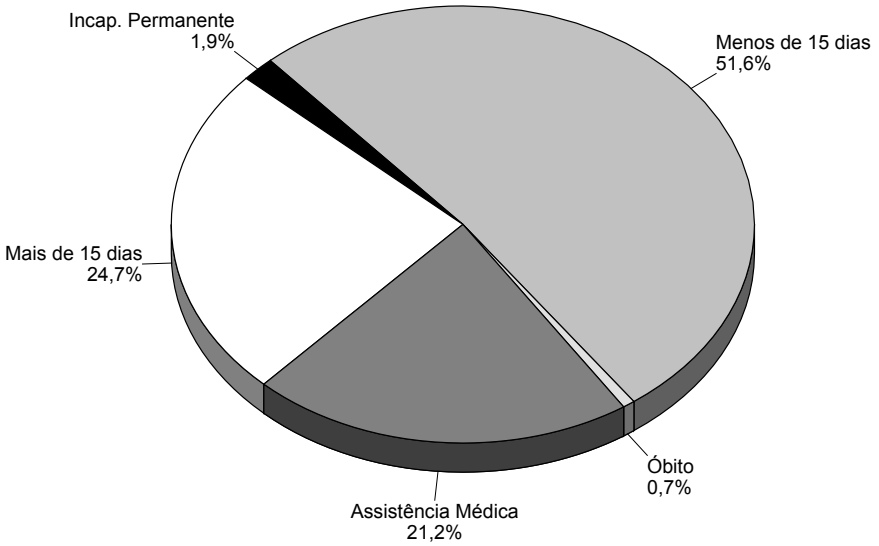

Fonte: DATAPREV, CAT, SUB.

Capítulo 35 - Amapá

35.1 - Quantidade de acidentes do trabalho liquidados, por consequência, segundo a Classificação Nacional de Atividades Econômicas (CNAE), no estado do Amapá - 2013/2015

(continua)

CNAE	QUANTIDADE DE ACIDENTES DO TRABALHO LIQUIDADOS																	
	Total			Consequência														
				Assistência Médica			Menos de 15 dias			Mais de 15 dias			Incapacidade Permanente			Óbito		
	2013	2014	2015	2013	2014	2015	2013	2014	2015	2013	2014	2015	2013	2014	2015	2013	2014	2015
TOTAL	**1.075**	**818**	**629**	**153**	**70**	**83**	**447**	**323**	**300**	**455**	**405**	**225**	**10**	**16**	**14**	**10**	**4**	**7**
0111	–	15	4	–	–	–	–	–	–	–	15	4	–	–	–	–	–	–
0151	1	–	–	–	–	–	–	–	–	1	–	–	–	–	–	–	–	–
0152	1	–	1	–	–	–	–	–	1	1	–	–	–	–	–	–	–	–
0161	–	–	1	–	–	–	–	–	1	–	–	–	–	–	–	–	–	–
0210	36	13	12	12	8	9	10	4	2	12	–	–	1	–	1	1	1	–
0230	8	–	3	–	–	1	3	–	1	4	–	–	1	–	–	–	–	1
0710	23	5	2	8	1	–	5	3	2	6	–	–	–	1	–	4	–	–
0724	20	13	7	13	8	4	2	4	2	5	1	1	–	–	–	–	–	–
0810	5	–	2	–	–	–	1	–	1	3	–	–	–	–	–	1	–	1
0899	–	–	1	–	–	1	–	–	–	–	–	–	–	–	–	–	–	–
0990	6	1	–	3	–	–	–	1	–	3	–	–	–	–	–	–	–	–
1011	2	–	–	–	–	–	–	–	–	2	–	–	–	–	–	–	–	–
1012	–	2	–	–	–	–	–	–	–	–	2	–	–	–	–	–	–	–
1020	–	1	–	–	–	–	–	–	–	–	–	–	–	1	–	–	–	–
1031	–	–	1	–	–	–	–	–	1	–	–	–	–	–	–	–	–	–
1032	1	–	–	–	–	–	–	–	–	1	–	–	–	–	–	–	–	–
1053	2	1	3	–	–	–	1	1	2	1	–	1	–	–	–	–	–	–
1062	–	1	–	–	–	–	–	–	–	–	1	–	–	–	–	–	–	–
1091	2	2	3	–	–	–	–	–	2	2	2	–	–	–	1	–	–	–
1094	1	–	–	–	–	–	–	–	–	1	–	–	–	–	–	–	–	–
1111	–	1	–	–	–	–	–	–	–	–	1	–	–	–	–	–	–	–
1112	–	1	–	–	–	–	–	–	–	–	1	–	–	–	–	–	–	–
1113	–	1	–	–	–	–	–	–	–	–	1	–	–	–	–	–	–	–
1122	8	11	2	–	–	–	7	6	2	1	5	–	–	–	–	–	–	–
1340	1	–	–	–	–	–	–	–	–	1	–	–	–	–	–	–	–	–
1610	11	7	8	3	4	2	3	2	5	5	1	–	–	–	1	–	–	–
1710	2	2	3	–	–	–	1	1	2	1	–	1	–	1	–	–	–	–
1813	2	1	1	–	–	–	–	1	1	2	–	–	–	–	–	–	–	–
2022	–	1	–	–	–	–	–	–	–	–	1	–	–	–	–	–	–	–
2061	1	1	1	–	–	–	–	–	–	1	1	–	–	–	1	–	–	–
2091	–	1	–	–	–	–	–	–	–	–	1	–	–	–	–	–	–	–
2110	–	1	–	–	–	–	–	–	–	–	–	–	–	1	–	–	–	–
2212	2	1	2	–	–	–	1	1	1	1	–	–	–	–	1	–	–	–
2219	–	2	4	–	–	–	–	–	–	–	2	4	–	–	–	–	–	–
2311	5	–	–	1	–	–	4	–	–	–	–	–	–	–	–	–	–	–
2330	4	2	1	–	–	–	2	2	1	2	–	–	–	–	–	–	–	–
2342	7	7	12	–	–	2	3	3	7	4	3	3	–	1	–	–	–	–
2391	1	–	1	–	–	–	–	–	–	1	–	1	–	–	–	–	–	–
2511	2	–	–	–	–	–	1	–	–	1	–	–	–	–	–	–	–	–
2539	1	–	–	–	–	–	–	–	–	1	–	–	–	–	–	–	–	–
2599	1	–	–	–	–	–	1	–	–	–	–	–	–	–	–	–	–	–
2632	–	1	–	–	1	–	–	–	–	–	–	–	–	–	–	–	–	–
2790	–	1	–	–	1	–	–	–	–	–	–	–	–	–	–	–	–	–
2811	2	7	–	–	–	–	2	7	–	–	–	–	–	–	–	–	–	–
3101	2	3	2	–	1	–	–	2	1	2	–	1	–	–	–	–	–	–
3104	4	1	–	–	–	–	2	1	–	2	–	–	–	–	–	–	–	–
3230	–	1	–	–	–	–	–	–	–	–	1	–	–	–	–	–	–	–
3314	4	2	–	3	2	–	1	–	–	–	–	–	–	–	–	–	–	–
3321	1	–	–	–	–	–	1	–	–	–	–	–	–	–	–	–	–	–
3511	13	11	5	5	2	2	8	8	3	–	1	–	–	–	–	–	–	–
3512	98	–	–	2	–	–	86	–	–	10	–	–	–	–	–	–	–	–
3600	2	1	3	–	1	–	1	–	3	1	–	–	–	–	–	–	–	–
3702	1	–	–	–	–	–	–	–	–	1	–	–	–	–	–	–	–	–
3811	1	3	–	–	–	–	–	2	–	1	1	–	–	–	–	–	–	–
3812	–	1	–	–	–	–	–	–	–	–	1	–	–	–	–	–	–	–
3831	1	–	–	–	–	–	–	–	–	1	–	–	–	–	–	–	–	–
4110	1	4	1	–	–	–	1	4	1	–	–	–	–	–	–	–	–	–
4120	112	39	24	24	2	1	36	30	17	50	6	2	2	1	2	–	–	2
4211	14	19	5	–	–	–	7	16	5	7	3	–	–	–	–	–	–	–
4212	6	2	2	–	–	–	2	1	1	4	1	1	–	–	–	–	–	–
4221	24	11	6	2	1	–	5	7	3	17	3	3	–	–	–	–	–	–
4222	1	1	–	–	–	–	–	1	–	1	–	–	–	–	–	–	–	–
4292	1	–	–	1	–	–	–	–	–	–	–	–	–	–	–	–	–	–
4299	–	–	1	–	–	–	–	–	1	–	–	–	–	–	–	–	–	–
4311	1	–	–	–	–	–	–	–	–	1	–	–	–	–	–	–	–	–
4312	3	–	–	1	–	–	1	–	–	1	–	–	–	–	–	–	–	–
4313	15	8	5	–	–	–	12	8	3	3	–	2	–	–	–	–	–	–
4321	–	–	2	–	–	–	–	–	1	–	–	1	–	–	–	–	–	–
4322	–	–	1	–	–	–	–	–	–	–	–	1	–	–	–	–	–	–
4329	1	–	–	–	–	–	–	–	–	1	–	–	–	–	–	–	–	–
4330	3	1	–	–	–	–	–	–	–	2	1	–	1	–	–	–	–	–

Capítulo 35 - Amapá

35.1 - Quantidade de acidentes do trabalho liquidados, por consequência, segundo a Classificação Nacional de Atividades Econômicas (CNAE), no estado do Amapá - 2013/2015

(continuação)

CNAE	QUANTIDADE DE ACIDENTES DO TRABALHO LIQUIDADOS																	
	Total			Consequência														
				Assistência Médica			Menos de 15 dias			Mais de 15 dias			Incapacidade Permanente			Óbito		
	2013	2014	2015	2013	2014	2015	2013	2014	2015	2013	2014	2015	2013	2014	2015	2013	2014	2015
4391	7	1	1	2	–	–	4	1	–	1	–	–	–	–	1	–	–	–
4399	8	2	1	1	–	–	2	1	1	5	1	–	–	–	–	–	–	–
4511	6	1	2	–	–	–	3	–	–	3	1	2	–	–	–	–	–	–
4512	1	1	–	–	–	–	1	–	–	–	1	–	–	–	–	–	–	–
4520	–	1	–	–	–	–	–	1	–	–	–	–	–	–	–	–	–	–
4530	6	5	2	–	–	–	3	3	2	3	2	–	–	–	–	–	–	–
4541	6	2	1	–	–	–	2	1	1	4	1	–	–	–	–	–	–	–
4543	–	1	–	–	–	–	–	–	–	–	1	–	–	–	–	–	–	–
4619	–	2	–	–	–	–	–	–	–	–	2	–	–	–	–	–	–	–
4632	–	–	1	–	–	–	–	–	1	–	–	–	–	–	–	–	–	–
4633	1	–	–	–	–	–	–	–	–	1	–	–	–	–	–	–	–	–
4634	4	2	4	–	–	–	2	1	4	2	1	–	–	–	–	–	–	–
4635	8	4	8	–	–	–	2	2	7	6	2	1	–	–	–	–	–	–
4639	6	1	–	–	–	–	1	–	–	5	1	–	–	–	–	–	–	–
4644	1	1	–	–	–	–	–	1	–	1	–	–	–	–	–	–	–	–
4649	2	–	–	–	–	–	1	–	–	1	–	–	–	–	–	–	–	–
4662	–	1	–	–	–	–	–	–	–	–	1	–	–	–	–	–	–	–
4663	–	1	–	–	–	–	–	1	–	–	–	–	–	–	–	–	–	–
4669	1	–	–	–	–	–	–	–	–	1	–	–	–	–	–	–	–	–
4671	2	3	–	–	–	–	1	3	–	1	–	–	–	–	–	–	–	–
4674	2	3	–	–	–	–	1	3	–	1	–	–	–	–	–	–	–	–
4679	–	4	4	–	1	–	–	3	4	–	–	–	–	–	–	–	–	–
4681	2	–	2	–	–	–	2	–	1	–	–	1	–	–	–	–	–	–
4682	2	1	3	–	–	–	–	–	3	2	1	–	–	–	–	–	–	–
4686	–	–	1	–	–	–	–	–	1	–	–	–	–	–	–	–	–	–
4687	1	–	–	–	–	–	–	–	–	1	–	–	–	–	–	–	–	–
4691	4	1	7	–	–	–	–	1	7	4	–	–	–	–	–	–	–	–
4693	21	8	7	1	–	–	11	7	2	9	1	5	–	–	–	–	–	–
4711	18	10	24	–	–	–	7	7	22	10	2	1	1	1	–	–	–	1
4712	11	–	4	–	–	–	3	–	3	8	–	1	–	–	–	–	–	–
4713	3	–	–	–	–	–	–	–	–	3	–	–	–	–	–	–	–	–
4721	–	–	1	–	–	–	–	–	1	–	–	–	–	–	–	–	–	–
4722	3	–	–	–	–	–	–	–	–	3	–	–	–	–	–	–	–	–
4723	1	–	–	–	–	–	–	–	–	1	–	–	–	–	–	–	–	–
4724	–	–	1	–	–	–	–	–	1	–	–	–	–	–	–	–	–	–
4729	4	1	–	–	–	–	3	1	–	1	–	–	–	–	–	–	–	–
4731	3	1	6	–	–	–	1	1	5	2	–	–	–	–	1	–	–	–
4732	1	4	–	–	–	–	–	3	–	1	1	–	–	–	–	–	–	–
4742	1	1	–	1	–	–	–	1	–	–	–	–	–	–	–	–	–	–
4743	–	–	1	–	–	–	–	–	–	–	–	1	–	–	–	–	–	–
4744	22	14	16	–	–	–	9	6	13	13	7	3	–	1	–	–	–	–
4751	1	1	–	–	–	–	1	1	–	–	–	–	–	–	–	–	–	–
4752	4	3	2	–	–	–	2	3	2	2	–	–	–	–	–	–	–	–
4753	15	11	12	2	–	–	9	6	11	3	4	1	–	1	–	1	–	–
4754	4	8	15	–	–	–	3	5	10	1	3	5	–	–	–	–	–	–
4755	1	4	–	–	–	–	–	3	–	1	–	–	–	–	–	–	1	–
4757	2	–	–	–	–	–	1	–	–	1	–	–	–	–	–	–	–	–
4759	–	1	–	–	–	–	–	–	–	–	1	–	–	–	–	–	–	–
4761	1	–	–	–	–	–	–	–	–	1	–	–	–	–	–	–	–	–
4771	2	3	2	–	–	–	–	2	2	2	1	–	–	–	–	–	–	–
4772	1	–	1	–	–	–	1	–	–	–	–	1	–	–	–	–	–	–
4781	7	1	1	–	–	–	3	–	1	4	–	–	–	1	–	–	–	–
4784	2	1	1	–	–	–	–	–	1	2	1	–	–	–	–	–	–	–
4789	4	4	2	–	–	–	1	2	1	3	1	1	–	–	–	–	1	–
4911	1	1	–	1	–	–	–	1	–	–	–	–	–	–	–	–	–	–
4921	9	6	4	–	–	–	1	4	4	8	2	–	–	–	–	–	–	–
4922	1	1	–	–	–	–	–	–	–	1	1	–	–	–	–	–	–	–
4923	1	–	–	–	–	–	–	–	–	1	–	–	–	–	–	–	–	–
4929	–	–	3	–	–	–	–	–	3	–	–	–	–	–	–	–	–	–
4930	13	10	12	–	1	3	4	5	7	9	3	2	–	–	–	–	1	–
5021	5	2	1	–	–	–	2	1	1	2	1	–	1	–	–	–	–	–
5111	2	3	2	–	–	–	2	3	1	–	–	1	–	–	–	–	–	–
5211	4	2	–	–	–	–	2	2	–	2	–	–	–	–	–	–	–	–
5212	1	–	–	–	–	–	1	–	–	–	–	–	–	–	–	–	–	–
5229	–	–	1	–	–	–	–	–	–	–	–	1	–	–	–	–	–	–
5239	2	1	–	–	–	–	1	–	–	1	1	–	–	–	–	–	–	–
5240	1	3	–	–	–	–	1	3	–	–	–	–	–	–	–	–	–	–
5250	3	–	–	–	–	–	2	–	–	1	–	–	–	–	–	–	–	–

Capítulo 35 - Amapá

35.1 - Quantidade de acidentes do trabalho liquidados, por consequência, segundo a Classificação Nacional de Atividades Econômicas (CNAE), no estado do Amapá - 2013/2015

(conclusão)

CNAE	QUANTIDADE DE ACIDENTES DO TRABALHO LIQUIDADOS																	
	Total			Consequência														
				Assistência Médica			Menos de 15 dias			Mais de 15 dias			Incapacidade Permanente			Óbito		
	2013	2014	2015	2013	2014	2015	2013	2014	2015	2013	2014	2015	2013	2014	2015	2013	2014	2015
5310	5	–	–	–	–	–	1	–	–	4	–	–	–	–	–	–	–	–
5320	–	1	–	–	–	–	–	–	–	–	1	–	–	–	–	–	–	–
5510	5	1	1	–	–	–	–	–	1	5	1	–	–	–	–	–	–	–
5590	–	–	1	–	–	–	–	–	1	–	–	–	–	–	–	–	–	–
5611	13	3	7	2	–	1	4	3	4	7	–	1	–	–	–	–	–	1
5620	4	2	4	–	–	–	3	2	4	1	–	–	–	–	–	–	–	–
5914	1	–	–	–	–	–	1	–	–	–	–	–	–	–	–	–	–	–
6190	2	3	6	–	–	–	2	3	5	–	–	1	–	–	–	–	–	–
6201	–	1	1	–	–	–	–	–	–	–	1	1	–	–	–	–	–	–
6421	3	1	1	–	–	–	1	1	1	2	–	–	–	–	–	–	–	–
6422	1	2	1	–	–	–	–	2	–	1	–	1	–	–	–	–	–	–
6423	1	1	–	–	–	–	1	1	–	–	–	–	–	–	–	–	–	–
6462	1	–	–	–	–	–	1	–	–	–	–	–	–	–	–	–	–	–
6550	15	18	20	8	12	12	6	6	7	1	–	1	–	–	–	–	–	–
6630	–	2	–	–	–	–	–	–	–	–	2	–	–	–	–	–	–	–
6822	10	5	–	–	–	–	9	5	–	1	–	–	–	–	–	–	–	–
6911	1	–	–	–	–	–	–	–	–	1	–	–	–	–	–	–	–	–
6912	–	–	1	–	–	–	–	–	1	–	–	–	–	–	–	–	–	–
6920	1	2	–	–	–	–	–	1	–	1	1	–	–	–	–	–	–	–
7112	57	11	2	17	1	–	28	10	1	12	–	–	–	–	–	–	–	1
7119	8	7	8	–	–	1	6	6	5	2	1	2	–	–	–	–	–	–
7210	–	–	4	–	–	2	–	–	2	–	–	–	–	–	–	–	–	–
7711	–	1	1	–	–	1	–	–	–	–	1	–	–	–	–	–	–	–
7721	1	–	–	–	–	–	–	–	–	1	–	–	–	–	–	–	–	–
7732	3	–	2	–	–	1	1	–	1	2	–	–	–	–	–	–	–	–
7739	3	1	1	–	–	–	1	1	1	2	–	–	–	–	–	–	–	–
7810	3	1	2	–	–	–	–	–	2	3	1	–	–	–	–	–	–	–
7820	9	3	–	2	–	–	1	1	–	6	2	–	–	–	–	–	–	–
7830	2	1	–	1	–	–	1	1	–	–	–	–	–	–	–	–	–	–
8011	27	22	12	–	–	–	8	17	9	18	5	3	–	–	–	1	–	–
8012	6	1	7	–	–	–	4	1	7	2	–	–	–	–	–	–	–	–
8112	–	1	–	–	–	–	–	–	–	–	1	–	–	–	–	–	–	–
8121	6	2	3	–	–	2	4	–	–	2	2	–	–	–	1	–	–	–
8122	1	–	–	–	–	–	1	–	–	–	–	–	–	–	–	–	–	–
8129	6	1	–	–	–	–	4	–	–	2	1	–	–	–	–	–	–	–
8130	1	–	1	1	–	–	–	–	1	–	–	–	–	–	–	–	–	–
8291	–	1	–	–	–	–	–	1	–	–	–	–	–	–	–	–	–	–
8299	3	1	2	–	–	–	2	1	1	1	–	–	–	–	1	–	–	–
8411	31	11	14	1	2	5	14	6	8	15	2	1	–	1	–	1	–	–
8412	1	–	–	–	–	–	–	–	–	1	–	–	–	–	–	–	–	–
8424	1	–	–	–	–	–	1	–	–	–	–	–	–	–	–	–	–	–
8430	1	–	–	–	–	–	1	–	–	–	–	–	–	–	–	–	–	–
8511	–	1	1	–	–	–	–	–	–	–	1	1	–	–	–	–	–	–
8512	2	3	–	–	–	–	1	3	–	1	–	–	–	–	–	–	–	–
8520	3	–	2	–	–	–	1	–	1	2	–	1	–	–	–	–	–	–
8532	1	–	–	–	–	–	–	–	–	1	–	–	–	–	–	–	–	–
8550	2	–	–	–	–	–	–	–	–	2	–	–	–	–	–	–	–	–
8593	1	–	–	–	–	–	–	–	–	1	–	–	–	–	–	–	–	–
8599	8	5	2	2	–	–	1	4	2	5	1	–	–	–	–	–	–	–
8610	41	58	59	23	20	31	13	33	28	4	5	–	1	–	–	–	–	–
8630	1	–	–	–	–	–	1	–	–	–	–	–	–	–	–	–	–	–
8640	3	1	1	1	–	1	1	1	–	1	–	–	–	–	–	–	–	–
8650	1	2	–	–	–	–	1	2	–	–	–	–	–	–	–	–	–	–
8800	6	2	5	–	–	–	4	2	5	2	–	–	–	–	–	–	–	–
9001	–	1	–	–	1	–	–	–	–	–	–	–	–	–	–	–	–	–
9103	–	–	1	–	–	–	–	–	–	–	–	1	–	–	–	–	–	–
9313	–	–	1	–	–	–	–	–	1	–	–	–	–	–	–	–	–	–
9321	–	1	–	–	–	–	–	1	–	–	–	–	–	–	–	–	–	–
9329	–	1	–	–	–	–	–	–	–	–	1	–	–	–	–	–	–	–
9412	6	1	–	1	–	–	3	–	–	1	1	–	–	–	–	1	–	–
9420	8	–	–	–	–	–	1	–	–	7	–	–	–	–	–	–	–	–
9430	6	5	1	–	–	–	2	1	1	3	3	–	1	1	–	–	–	–
9491	6	–	–	–	–	–	1	–	–	5	–	–	–	–	–	–	–	–
9492	1	–	–	–	–	–	–	–	–	1	–	–	–	–	–	–	–	–
9499	2	–	–	–	–	–	2	–	–	–	–	–	–	–	–	–	–	–
9511	–	–	1	–	–	1	–	–	–	–	–	–	–	–	–	–	–	–
9512	1	1	1	–	–	–	1	–	1	–	1	–	–	–	–	–	–	–
9601	–	–	1	–	–	–	–	–	1	–	–	–	–	–	–	–	–	–
Ignorado	31	275	163	8	–	–	2	2	2	20	269	158	1	4	3	–	–	–

Fonte: DATAPREV, CAT, SUB.
Nota: Os dados são preliminares, estando sujeitos a correções.

Capítulo 35 - Amapá

35.2 - Quantidade mensal de acidentes do trabalho liquidados, por consequência, no estado do Amapá - 2013/2015

MESES	QUANTIDADE DE ACIDENTES DO TRABALHO LIQUIDADOS																	
	Total			Consequência														
				Assistência Médica			Menos de 15 dias			Mais de 15 dias			Incapacidade Permanente			Óbito		
	2013	2014	2015	2013	2014	2015	2013	2014	2015	2013	2014	2015	2013	2014	2015	2013	2014	2015
TOTAL	**1.075**	**818**	**629**	**153**	**70**	**83**	**447**	**323**	**300**	**455**	**405**	**225**	**10**	**16**	**14**	**10**	**4**	**7**
Janeiro	61	62	51	17	4	5	18	28	22	25	28	23	1	2	1	–	–	–
Fevereiro	69	73	45	11	3	5	30	27	23	28	38	15	–	5	1	–	–	1
Março	107	53	53	15	6	7	49	23	25	35	23	20	1	1	1	7	–	–
Abril	98	69	44	14	5	4	44	23	21	38	38	17	1	3	2	1	–	–
Maio	78	70	30	18	8	9	26	24	12	34	37	7	–	–	1	–	1	1
Junho	109	66	58	19	6	11	45	30	27	44	29	17	1	–	1	–	1	2
Julho	93	73	54	10	8	5	43	25	24	39	39	22	1	1	3	–	–	–
Agosto	107	77	60	12	7	7	40	40	27	52	29	24	3	1	1	–	–	1
Setembro	108	75	56	13	5	9	55	28	24	40	42	23	–	–	–	–	–	–
Outubro	90	82	54	14	5	9	38	36	26	37	37	17	–	3	2	1	1	–
Novembro	72	71	65	4	11	6	31	23	37	36	36	20	1	–	1	–	1	1
Dezembro	83	47	59	6	2	6	28	16	32	47	29	20	1	–	–	1	–	1

Fonte: DATAPREV, CAT, SUB.
Nota: Os dados são preliminares, estando sujeitos a correções.

DISTRIBUIÇÃO DE ACIDENTES DO TRABALHO LIQUIDADOS, POR CONSEQUÊNCIA, NO ESTADO DO AMAPÁ - 2015

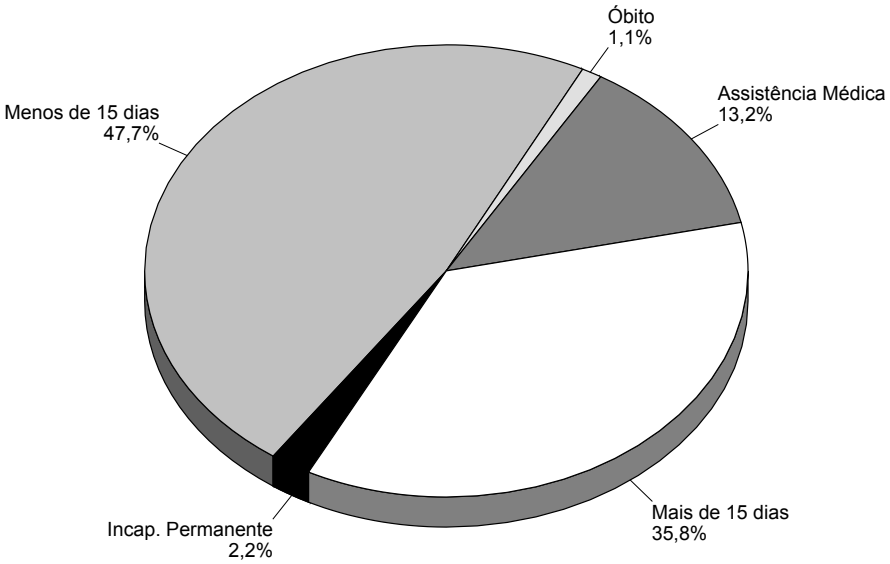

Fonte: DATAPREV, CAT, SUB.

Capítulo 36 - Tocantins

36.1 - Quantidade de acidentes do trabalho liquidados, por consequência, segundo a Classificação Nacional de Atividades Econômicas (CNAE), no estado de Tocantins - 2013/2015

(continua)

CNAE	QUANTIDADE DE ACIDENTES DO TRABALHO LIQUIDADOS																	
	Total			Consequência														
				Assistência Médica			Menos de 15 dias			Mais de 15 dias			Incapacidade Permanente			Óbito		
	2013	2014	2015	2013	2014	2015	2013	2014	2015	2013	2014	2015	2013	2014	2015	2013	2014	2015
TOTAL	**1.565**	**1.609**	**1.428**	**104**	**108**	**148**	**704**	**762**	**909**	**675**	**671**	**316**	**49**	**50**	**35**	**33**	**18**	**20**
0111	13	19	7	–	–	–	4	11	5	6	8	2	–	–	–	3	–	–
0112	–	10	8	–	–	–	–	–	–	–	10	8	–	–	–	–	–	–
0113	3	–	–	–	–	–	–	–	–	3	–	–	–	–	–	–	–	–
0115	22	18	14	1	–	–	10	13	13	10	5	1	1	–	–	–	–	–
0119	2	3	2	–	–	–	1	1	1	1	1	1	–	–	–	–	1	–
0121	2	3	2	–	–	–	2	–	–	–	3	2	–	–	–	–	–	–
0131	–	–	1	–	–	–	–	–	1	–	–	–	–	–	–	–	–	–
0133	3	–	2	–	–	–	2	–	2	1	–	–	–	–	–	–	–	–
0139	1	1	3	–	–	–	1	–	1	–	1	1	–	–	–	–	–	1
0141	23	29	22	–	–	–	14	24	19	7	4	3	1	–	–	1	1	–
0151	83	56	39	1	–	1	46	43	32	34	13	4	1	–	1	1	–	1
0152	–	–	1	–	–	–	–	–	1	–	–	–	–	–	–	–	–	–
0155	6	6	9	–	–	–	4	4	7	2	2	2	–	–	–	–	–	–
0161	8	4	8	–	–	–	6	3	8	2	1	–	–	–	–	–	–	–
0162	6	3	1	–	–	–	3	3	1	3	–	–	–	–	–	–	–	–
0163	2	–	–	–	–	–	2	–	–	–	–	–	–	–	–	–	–	–
0210	3	6	4	–	–	–	1	4	4	2	2	–	–	–	–	–	–	–
0220	1	3	2	–	–	–	–	1	2	1	2	–	–	–	–	–	–	–
0230	21	6	–	–	1	–	14	5	–	7	–	–	–	–	–	–	–	–
0322	3	–	–	–	–	–	1	–	–	2	–	–	–	–	–	–	–	–
0710	2	–	1	–	–	–	–	–	1	2	–	–	–	–	–	–	–	–
0724	1	1	–	–	–	–	–	1	–	1	–	–	–	–	–	–	–	–
0810	17	16	11	–	1	–	9	11	9	6	2	1	1	1	–	1	1	1
0891	2	1	–	–	–	–	2	1	–	–	–	–	–	–	–	–	–	–
0893	–	2	–	–	–	–	–	1	–	–	1	–	–	–	–	–	–	–
0899	1	–	–	–	–	–	1	–	–	–	–	–	–	–	–	–	–	–
1011	82	82	82	–	–	6	50	42	68	29	39	7	1	–	–	2	1	1
1012	18	8	26	–	–	2	10	5	14	6	3	10	1	–	–	1	–	–
1013	4	1	3	–	–	–	2	1	3	2	–	–	–	–	–	–	–	–
1020	1	2	–	–	1	–	1	–	–	–	1	–	–	–	–	–	–	–
1041	–	1	1	–	–	–	–	–	–	–	–	1	–	1	–	–	–	–
1051	1	1	1	–	–	–	1	–	–	–	1	–	–	–	1	–	–	–
1052	2	8	4	–	–	–	–	3	4	2	5	–	–	–	–	–	–	–
1053	1	–	1	–	–	–	–	–	1	1	–	–	–	–	–	–	–	–
1061	5	13	19	–	1	1	3	9	16	2	3	2	–	–	–	–	–	–
1064	–	1	–	–	–	–	–	–	–	–	1	–	–	–	–	–	–	–
1066	2	8	7	–	–	–	1	5	5	1	3	2	–	–	–	–	–	–
1069	–	2	–	–	–	–	–	1	–	–	1	–	–	–	–	–	–	–
1091	4	3	8	–	–	–	3	2	7	1	1	1	–	–	–	–	–	–
1099	4	6	1	–	–	–	3	5	1	1	–	–	–	–	–	–	1	–
1113	1	4	1	–	–	–	1	–	–	–	4	1	–	–	–	–	–	–
1121	–	1	1	–	–	–	–	–	1	–	1	–	–	–	–	–	–	–
1122	–	–	1	–	–	–	–	–	1	–	–	–	–	–	–	–	–	–
1210	1	–	–	–	–	–	–	–	–	1	–	–	–	–	–	–	–	–
1220	1	1	–	–	–	–	–	–	–	–	1	–	1	–	–	–	–	–
1353	–	–	1	–	–	–	–	–	1	–	–	–	–	–	–	–	–	–
1411	1	1	–	–	–	–	1	–	–	–	1	–	–	–	–	–	–	–
1412	6	–	–	–	–	–	1	–	–	5	–	–	–	–	–	–	–	–
1414	–	–	1	–	–	–	–	–	1	–	–	–	–	–	–	–	–	–
1510	7	13	4	–	–	–	5	12	3	2	1	–	–	–	1	–	–	–
1521	1	–	–	–	–	–	1	–	–	–	–	–	–	–	–	–	–	–
1531	1	–	–	–	–	–	–	–	–	1	–	–	–	–	–	–	–	–
1610	5	6	1	–	–	–	4	–	–	1	5	–	–	1	1	–	–	–
1731	1	–	1	–	–	–	1	–	–	–	–	1	–	–	–	–	–	–
1813	–	–	3	–	–	–	–	–	2	–	–	1	–	–	–	–	–	–
1822	–	1	–	–	–	–	–	1	–	–	–	–	–	–	–	–	–	–
1931	21	17	16	15	15	14	2	1	2	2	1	–	2	–	–	–	–	–
1932	2	5	18	–	–	1	2	5	14	–	–	3	–	–	–	–	–	–
2013	11	17	1	7	4	–	4	8	1	–	5	–	–	–	–	–	–	–
2071	10	12	9	–	–	–	7	12	9	3	–	–	–	–	–	–	–	–
2092	3	2	3	2	–	–	–	–	3	1	2	–	–	–	–	–	–	–
2122	2	–	–	–	–	–	1	–	–	–	–	–	–	–	–	1	–	–
2212	1	4	4	–	–	1	–	4	3	1	–	–	–	–	–	–	–	–
2219	–	3	1	–	–	–	–	–	–	–	3	1	–	–	–	–	–	–
2222	1	2	2	–	–	–	1	2	1	–	–	1	–	–	–	–	–	–
2229	–	–	1	–	–	–	–	–	1	–	–	–	–	–	–	–	–	–
2311	2	3	2	–	–	–	–	2	1	2	1	1	–	–	–	–	–	–
2320	5	2	3	–	2	3	4	–	–	–	–	–	–	–	–	1	–	–
2330	12	8	9	–	–	–	6	3	8	6	5	1	–	–	–	–	–	–
2341	4	2	2	–	–	–	2	1	2	2	1	–	–	–	–	–	–	–
2342	27	15	9	1	–	–	10	7	8	15	8	1	1	–	–	–	–	–

Capítulo 36 - Tocantins

36.1 - Quantidade de acidentes do trabalho liquidados, por consequência, segundo a Classificação Nacional de Atividades Econômicas (CNAE), no estado de Tocantins - 2013/2015

(continuação)

CNAE	QUANTIDADE DE ACIDENTES DO TRABALHO LIQUIDADOS																	
	Total			Consequência														
				Assistência Médica			Menos de 15 dias			Mais de 15 dias			Incapacidade Permanente			Óbito		
	2013	2014	2015	2013	2014	2015	2013	2014	2015	2013	2014	2015	2013	2014	2015	2013	2014	2015
2349	2	–	–	–	–	–	–	–	–	2	–	–	–	–	–	–	–	–
2391	–	1	1	–	–	–	–	1	–	–	–	1	–	–	–	–	–	–
2452	–	1	–	–	–	–	–	–	–	–	1	–	–	–	–	–	–	–
2511	7	5	2	–	–	1	1	2	–	5	3	1	1	–	–	–	–	–
2512	2	1	–	–	–	–	–	1	–	2	–	–	–	–	–	–	–	–
2513	–	–	1	–	–	–	–	–	1	–	–	–	–	–	–	–	–	–
2521	1	2	–	–	–	–	–	1	–	1	1	–	–	–	–	–	–	–
2539	–	–	1	–	–	–	–	–	–	–	–	1	–	–	–	–	–	–
2599	–	1	1	–	–	–	–	1	1	–	–	–	–	–	–	–	–	–
2731	1	–	–	–	–	–	–	–	–	1	–	–	–	–	–	–	–	–
2790	–	–	3	–	–	–	–	–	3	–	–	–	–	–	–	–	–	–
2811	–	2	–	–	–	–	–	–	–	–	2	–	–	–	–	–	–	–
2812	–	–	1	–	–	–	–	–	1	–	–	–	–	–	–	–	–	–
2829	1	–	5	1	–	–	–	–	4	–	–	–	–	–	–	–	–	1
2869	–	2	–	–	–	–	–	2	–	–	–	–	–	–	–	–	–	–
2930	–	4	–	–	–	–	–	3	–	–	1	–	–	–	–	–	–	–
2950	1	2	–	–	–	–	–	1	–	1	1	–	–	–	–	–	–	–
3011	1	2	–	–	–	–	–	1	–	1	1	–	–	–	–	–	–	–
3101	3	–	2	–	–	1	–	–	1	3	–	–	–	–	–	–	–	–
3211	1	1	1	–	–	–	–	1	1	1	–	–	–	–	–	–	–	–
3230	–	2	2	–	–	–	–	–	–	–	2	2	–	–	–	–	–	–
3250	2	1	1	–	–	–	–	1	1	2	–	–	–	–	–	–	–	–
3299	2	–	–	–	–	–	1	–	–	1	–	–	–	–	–	–	–	–
3314	1	9	9	–	–	–	1	7	5	–	1	3	–	1	1	–	–	–
3316	–	1	–	–	–	–	–	–	–	–	–	–	–	1	–	–	–	–
3321	–	–	5	–	–	–	–	–	4	–	–	–	–	–	–	–	–	1
3329	1	–	–	–	–	–	1	–	–	–	–	–	–	–	–	–	–	–
3511	3	5	2	1	3	–	2	2	1	–	–	–	–	–	–	–	–	1
3512	–	5	3	–	2	1	–	3	1	–	–	–	–	–	–	–	–	1
3514	19	25	58	4	5	24	11	20	34	4	–	–	–	–	–	–	–	–
3600	19	4	15	1	–	–	11	1	14	7	2	–	–	1	–	–	–	1
3702	1	–	–	–	–	–	–	–	–	–	–	–	1	–	–	–	–	–
3811	13	2	6	3	–	–	4	2	6	6	–	–	–	–	–	–	–	–
3822	–	–	1	–	–	–	–	–	1	–	–	–	–	–	–	–	–	–
3832	1	–	–	–	–	–	–	–	–	1	–	–	–	–	–	–	–	–
3839	–	1	4	–	–	–	–	–	1	–	1	3	–	–	–	–	–	–
4110	15	7	13	1	1	1	6	5	11	7	1	1	1	–	–	–	–	–
4120	100	92	61	3	5	2	39	56	53	55	27	5	1	4	1	2	–	–
4211	23	16	16	3	–	4	14	11	10	3	4	–	1	–	2	2	1	–
4212	6	3	–	1	–	–	2	2	–	1	–	–	1	1	–	1	–	–
4221	25	45	53	1	3	4	13	26	43	10	13	4	1	2	1	–	1	1
4222	4	–	3	–	–	1	3	–	2	1	–	–	–	–	–	–	–	–
4292	7	3	3	–	1	–	2	2	3	4	–	–	–	–	–	1	–	–
4299	4	7	2	2	–	–	1	4	2	1	–	–	–	3	–	–	–	–
4312	–	3	–	–	–	–	–	2	–	–	–	–	–	–	–	–	1	–
4313	3	4	6	–	–	–	1	1	4	1	3	1	1	–	–	–	–	1
4319	–	1	–	–	–	–	–	–	–	–	–	–	–	1	–	–	–	–
4321	26	20	14	–	–	–	18	11	11	7	7	3	–	2	–	1	–	–
4322	1	–	2	–	–	–	1	–	1	–	–	1	–	–	–	–	–	–
4329	1	3	–	–	–	–	1	1	–	–	2	–	–	–	–	–	–	–
4330	1	3	–	–	–	–	–	2	–	1	1	–	–	–	–	–	–	–
4391	–	2	–	–	–	–	–	2	–	–	–	–	–	–	–	–	–	–
4399	2	3	1	–	–	–	–	2	1	2	1	–	–	–	–	–	–	–
4511	9	13	6	–	–	–	4	7	6	5	6	–	–	–	–	–	–	–
4520	4	4	5	–	–	–	–	2	4	4	1	–	–	–	–	–	1	1
4530	13	12	9	–	–	–	6	4	8	6	8	1	1	–	–	–	–	–
4541	5	3	4	–	–	–	2	–	4	2	3	–	1	–	–	–	–	–
4543	–	1	1	–	–	–	–	–	1	–	1	–	–	–	–	–	–	–
4622	1	2	1	–	–	–	1	2	1	–	–	–	–	–	–	–	–	–
4623	2	1	–	–	–	–	1	1	–	1	–	–	–	–	–	–	–	–
4631	–	2	1	–	–	–	–	2	–	–	–	1	–	–	–	–	–	–
4632	2	1	–	–	–	–	2	1	–	–	–	–	–	–	–	–	–	–
4633	1	4	–	–	–	–	–	1	–	1	2	–	–	–	–	–	1	–
4634	1	2	2	–	–	–	–	1	–	1	1	2	–	–	–	–	–	–
4635	20	15	14	–	–	–	11	13	12	8	2	1	–	–	1	1	–	–
4637	4	3	1	–	–	–	2	2	–	2	1	1	–	–	–	–	–	–
4639	9	23	3	–	–	–	4	18	3	5	4	–	–	1	–	–	–	–
4641	–	1	–	–	–	–	–	–	–	–	1	–	–	–	–	–	–	–
4642	1	1	–	–	–	–	–	1	–	1	–	–	–	–	–	–	–	–
4644	3	–	3	–	–	–	3	–	3	–	–	–	–	–	–	–	–	–
4645	1	–	–	–	–	–	–	–	–	1	–	–	–	–	–	–	–	–
4646	1	–	–	–	–	–	1	–	–	–	–	–	–	–	–	–	–	–
4647	1	1	–	–	–	–	–	1	–	1	–	–	–	–	–	–	–	–
4649	4	4	3	2	1	–	2	3	3	–	–	–	–	–	–	–	–	–
4651	–	1	–	–	–	–	–	–	–	–	1	–	–	–	–	–	–	–
4661	–	3	–	–	–	–	–	1	–	–	2	–	–	–	–	–	–	–
4671	2	–	1	–	–	–	–	–	1	2	–	–	–	–	–	–	–	–

Capítulo 36 - Tocantins

36.1 - Quantidade de acidentes do trabalho liquidados, por consequência, segundo a Classificação Nacional de Atividades Econômicas (CNAE), no estado de Tocantins - 2013/2015

(continuação)

CNAE	QUANTIDADE DE ACIDENTES DO TRABALHO LIQUIDADOS																	
	Total			Consequência														
				Assistência Médica			Menos de 15 dias			Mais de 15 dias			Incapacidade Permanente			Óbito		
	2013	2014	2015	2013	2014	2015	2013	2014	2015	2013	2014	2015	2013	2014	2015	2013	2014	2015
4672	4	–	3	–	–	–	2	–	2	2	–	1	–	–	–	–	–	–
4674	1	–	–	–	–	–	1	–	–	–	–	–	–	–	–	–	–	–
4679	6	2	3	3	1	1	2	–	2	1	1	–	–	–	–	–	–	–
4681	4	–	1	–	–	–	2	–	1	–	–	–	–	–	–	2	–	–
4682	1	2	3	–	1	–	1	–	3	–	1	–	–	–	–	–	–	–
4683	4	–	1	–	–	–	1	–	1	2	–	–	–	–	–	1	–	–
4686	1	–	–	–	–	–	1	–	–	–	–	–	–	–	–	–	–	–
4687	1	–	–	–	–	–	–	–	–	–	–	–	1	–	–	–	–	–
4691	2	–	2	–	–	–	1	–	2	1	–	–	–	–	–	–	–	–
4693	1	1	–	1	–	–	–	1	–	–	–	–	–	–	–	–	–	–
4711	32	28	22	–	–	–	11	20	20	21	8	1	–	–	1	–	–	–
4712	2	2	3	–	–	–	–	1	3	2	–	–	–	1	–	–	–	–
4713	5	1	4	–	–	–	2	–	3	3	1	–	–	–	–	–	–	1
4721	–	2	1	–	–	–	–	–	–	–	2	1	–	–	–	–	–	–
4722	2	–	–	–	–	–	–	–	–	2	–	–	–	–	–	–	–	–
4723	1	3	2	–	–	–	–	2	2	–	1	–	–	–	–	1	–	–
4724	1	1	–	–	–	–	–	–	–	1	1	–	–	–	–	–	–	–
4729	3	1	3	1	–	–	–	1	2	2	–	1	–	–	–	–	–	–
4731	16	17	14	–	1	1	8	5	12	8	10	–	–	–	1	–	1	–
4741	1	1	1	–	–	–	1	1	1	–	–	–	–	–	–	–	–	–
4742	2	2	4	–	–	1	1	1	3	1	1	–	–	–	–	–	–	–
4743	3	–	2	–	–	–	1	–	2	1	–	–	1	–	–	–	–	–
4744	15	14	5	–	–	1	6	5	4	9	8	–	–	–	–	–	1	–
4751	2	–	3	–	–	–	–	–	3	2	–	–	–	–	–	–	–	–
4752	1	1	–	–	–	–	–	–	–	1	1	–	–	–	–	–	–	–
4753	5	6	2	–	–	–	2	4	2	3	1	–	–	1	–	–	–	–
4754	12	2	4	–	–	–	5	2	4	7	–	–	–	–	–	–	–	–
4755	2	5	3	–	–	–	–	3	2	2	2	1	–	–	–	–	–	–
4757	4	–	1	–	–	–	3	–	1	1	–	–	–	–	–	–	–	–
4759	1	–	1	–	–	–	–	–	1	1	–	–	–	–	–	–	–	–
4761	1	1	–	–	–	–	–	–	–	–	1	–	1	–	–	–	–	–
4771	5	3	4	–	–	1	3	2	2	2	1	1	–	–	–	–	–	–
4772	–	–	2	–	–	–	–	–	2	–	–	–	–	–	–	–	–	–
4774	–	–	1	–	–	–	–	–	1	–	–	–	–	–	–	–	–	–
4781	3	6	1	–	–	–	2	2	1	1	4	–	–	–	–	–	–	–
4782	1	1	1	–	–	–	1	1	1	–	–	–	–	–	–	–	–	–
4784	6	3	1	–	–	–	1	2	–	5	1	–	–	–	1	–	–	–
4789	7	6	8	1	1	–	3	3	6	3	2	2	–	–	–	–	–	–
4911	3	2	3	–	2	1	2	–	2	1	–	–	–	–	–	–	–	–
4921	5	1	2	–	–	–	–	1	1	4	–	1	1	–	–	–	–	–
4922	5	6	1	–	–	–	1	3	1	3	3	–	1	–	–	–	–	–
4923	–	1	–	–	–	–	–	–	–	–	1	–	–	–	–	–	–	–
4929	2	3	2	–	–	–	–	3	2	2	–	–	–	–	–	–	–	–
4930	47	41	47	5	2	3	17	21	30	19	15	9	1	1	1	5	2	4
5030	1	–	1	–	–	–	–	–	–	1	–	1	–	–	–	–	–	–
5111	4	4	5	–	–	–	2	1	3	2	3	2	–	–	–	–	–	–
5211	4	5	2	–	–	–	3	2	2	1	3	–	–	–	–	–	–	–
5212	1	2	1	–	–	–	1	1	–	–	1	1	–	–	–	–	–	–
5223	1	–	–	–	–	–	1	–	–	–	–	–	–	–	–	–	–	–
5229	1	1	–	–	–	–	1	1	–	–	–	–	–	–	–	–	–	–
5232	–	–	1	–	–	–	–	–	–	–	–	1	–	–	–	–	–	–
5240	1	5	3	–	–	–	1	5	3	–	–	–	–	–	–	–	–	–
5310	69	49	49	10	2	5	41	39	39	18	6	5	–	2	–	–	–	–
5320	1	2	4	–	–	–	–	1	4	1	1	–	–	–	–	–	–	–
5510	5	9	2	–	–	–	3	5	1	2	4	1	–	–	–	–	–	–
5611	19	11	13	–	–	1	10	5	8	9	5	4	–	1	–	–	–	–
5620	–	–	2	–	–	–	–	–	2	–	–	–	–	–	–	–	–	–
5811	–	1	–	–	–	–	–	–	–	–	1	–	–	–	–	–	–	–
5822	–	2	–	–	–	–	–	1	–	–	1	–	–	–	–	–	–	–
5829	1	–	–	–	–	–	–	–	–	1	–	–	–	–	–	–	–	–
5911	–	–	1	–	–	–	–	–	–	–	–	1	–	–	–	–	–	–
6010	1	–	1	–	–	–	–	–	–	1	–	1	–	–	–	–	–	–
6021	1	–	2	–	–	–	–	–	2	1	–	–	–	–	–	–	–	–
6110	3	–	3	–	–	–	2	–	2	1	–	1	–	–	–	–	–	–
6120	–	1	2	–	–	–	–	–	2	–	1	–	–	–	–	–	–	–
6204	1	–	1	–	–	–	1	–	1	–	–	–	–	–	–	–	–	–
6209	2	3	1	–	–	–	1	2	1	1	1	–	–	–	–	–	–	–
6311	–	1	–	–	–	–	–	1	–	–	–	–	–	–	–	–	–	–
6421	9	1	–	4	–	–	1	1	–	4	–	–	–	–	–	–	–	–
6422	6	12	6	–	2	2	5	6	3	1	2	–	–	2	1	–	–	–
6462	–	3	1	–	–	–	–	3	1	–	–	–	–	–	–	–	–	–
6493	–	–	1	–	–	–	–	–	1	–	–	–	–	–	–	–	–	–
6550	–	2	1	–	2	1	–	–	–	–	–	–	–	–	–	–	–	–
6810	1	1	1	–	1	–	1	–	1	–	–	–	–	–	–	–	–	–
6821	1	1	–	–	–	–	1	–	–	–	1	–	–	–	–	–	–	–
6822	–	1	1	–	–	–	–	1	–	–	–	1	–	–	–	–	–	–
6911	1	–	–	–	–	–	–	–	–	1	–	–	–	–	–	–	–	–

Capítulo 36 - Tocantins

36.1 - Quantidade de acidentes do trabalho liquidados, por consequência, segundo a Classificação Nacional de Atividades Econômicas (CNAE), no estado de Tocantins - 2013/2015

(conclusão)

CNAE	QUANTIDADE DE ACIDENTES DO TRABALHO LIQUIDADOS																	
	Total			Consequência														
				Assistência Médica			Menos de 15 dias			Mais de 15 dias			Incapacidade Permanente			Óbito		
	2013	2014	2015	2013	2014	2015	2013	2014	2015	2013	2014	2015	2013	2014	2015	2013	2014	2015
6920	4	1	3	–	–	–	2	–	2	2	1	1	–	–	–	–	–	–
7020	3	1	3	–	–	1	1	1	2	2	–	–	–	–	–	–	–	–
7112	4	6	3	–	–	1	2	4	2	2	2	–	–	–	–	–	–	–
7119	3	2	1	–	–	–	1	1	1	2	1	–	–	–	–	–	–	–
7210	1	5	5	1	3	–	–	–	5	–	2	–	–	–	–	–	–	–
7319	2	–	–	–	–	–	1	–	–	1	–	–	–	–	–	–	–	–
7420	–	–	1	–	–	–	–	–	1	–	–	–	–	–	–	–	–	–
7490	1	2	7	–	–	1	1	2	4	–	–	2	–	–	–	–	–	–
7500	–	–	1	–	–	–	–	–	1	–	–	–	–	–	–	–	–	–
7711	3	1	2	–	–	–	1	–	1	2	1	1	–	–	–	–	–	–
7719	2	–	–	–	–	–	1	–	–	1	–	–	–	–	–	–	–	–
7722	1	–	–	–	–	–	–	–	–	1	–	–	–	–	–	–	–	–
7731	–	1	2	–	–	–	–	1	1	–	–	–	–	–	–	–	–	1
7732	4	–	1	–	–	–	2	–	–	2	–	1	–	–	–	–	–	–
7739	1	–	2	–	–	–	1	–	2	–	–	–	–	–	–	–	–	–
7810	1	1	–	–	–	–	1	1	–	–	–	–	–	–	–	–	–	–
7820	–	1	–	–	–	–	–	1	–	–	–	–	–	–	–	–	–	–
7830	1	–	–	–	–	–	–	–	–	1	–	–	–	–	–	–	–	–
7911	–	1	–	–	–	–	–	–	–	–	1	–	–	–	–	–	–	–
8011	11	5	4	–	–	–	8	2	2	3	2	1	–	1	1	–	–	–
8012	4	1	1	–	–	–	3	1	1	1	–	–	–	–	–	–	–	–
8020	1	–	6	–	–	2	–	–	4	1	–	–	–	–	–	–	–	–
8030	–	1	–	–	–	–	–	–	–	–	1	–	–	–	–	–	–	–
8112	4	1	1	–	–	–	1	–	1	3	–	–	–	1	–	–	–	–
8121	7	8	5	–	–	–	3	6	5	3	2	–	–	–	–	1	–	–
8122	–	1	–	–	–	–	–	–	–	–	1	–	–	–	–	–	–	–
8129	5	–	2	–	–	–	2	–	2	2	–	–	–	–	–	1	–	–
8130	–	3	–	–	–	–	–	–	–	–	3	–	–	–	–	–	–	–
8211	7	1	–	–	–	–	1	1	–	6	–	–	–	–	–	–	–	–
8220	–	–	7	–	–	–	–	–	7	–	–	–	–	–	–	–	–	–
8291	3	–	–	–	–	–	1	–	–	2	–	–	–	–	–	–	–	–
8299	6	–	1	–	–	–	2	–	1	2	–	–	1	–	–	1	–	–
8411	60	16	12	–	–	–	7	7	8	47	–	2	6	7	1	–	2	1
8412	2	–	–	–	–	–	1	–	–	1	–	–	–	–	–	–	–	–
8424	2	–	–	–	–	–	–	–	–	2	–	–	–	–	–	–	–	–
8511	1	5	3	–	–	–	–	–	–	1	5	3	–	–	–	–	–	–
8512	2	1	–	–	–	–	–	1	–	2	–	–	–	–	–	–	–	–
8513	6	2	6	2	1	–	4	1	6	–	–	–	–	–	–	–	–	–
8520	15	11	15	2	1	–	10	9	15	3	1	–	–	–	–	–	–	–
8531	–	–	1	–	–	–	–	–	1	–	–	–	–	–	–	–	–	–
8532	5	2	8	–	–	1	4	1	7	1	1	–	–	–	–	–	–	–
8541	1	2	1	–	–	–	–	1	1	1	1	–	–	–	–	–	–	–
8599	17	26	9	1	1	–	12	23	8	2	2	1	–	–	–	2	–	–
8610	40	45	74	19	33	50	19	11	24	2	1	–	–	–	–	–	–	–
8630	3	3	2	1	1	–	1	1	2	1	1	–	–	–	–	–	–	–
8640	12	15	12	2	7	6	8	8	5	2	–	1	–	–	–	–	–	–
8650	–	1	–	–	–	–	–	–	–	–	1	–	–	–	–	–	–	–
8690	1	–	–	–	–	–	1	–	–	–	–	–	–	–	–	–	–	–
8800	3	1	2	–	–	–	3	1	2	–	–	–	–	–	–	–	–	–
9001	–	1	–	–	–	–	–	1	–	–	–	–	–	–	–	–	–	–
9312	1	–	–	–	–	–	–	–	–	1	–	–	–	–	–	–	–	–
9313	1	–	–	–	–	–	–	–	–	1	–	–	–	–	–	–	–	–
9329	–	1	–	–	–	–	–	–	–	–	1	–	–	–	–	–	–	–
9412	1	–	–	–	–	–	1	–	–	–	–	–	–	–	–	–	–	–
9420	–	2	1	–	–	–	–	2	–	–	–	1	–	–	–	–	–	–
9430	2	1	2	–	–	–	1	–	1	1	1	1	–	–	–	–	–	–
9499	–	1	1	–	–	–	–	1	1	–	–	–	–	–	–	–	–	–
9511	2	1	1	–	–	–	1	–	1	1	–	–	–	–	–	–	1	–
9521	–	3	–	–	–	–	–	–	–	–	2	–	–	1	–	–	–	–
9529	–	–	2	–	–	–	–	–	1	–	–	1	–	–	–	–	–	–
9602	1	1	–	–	–	–	1	–	–	–	1	–	–	–	–	–	–	–
9603	1	1	–	–	–	–	1	–	–	–	1	–	–	–	–	–	–	–
9609	–	1	–	–	–	–	–	1	–	–	–	–	–	–	–	–	–	–
Ignorado	94	311	216	1	–	–	16	19	25	61	279	172	16	12	18	–	1	1

Fonte: DATAPREV, CAT, SUB.

Nota: Os dados são preliminares, estando sujeitos a correções.

Capítulo 36 - Tocantins

36.2 - Quantidade mensal de acidentes do trabalho liquidados, por consequência, no estado de Tocantins - 2013/2015

MESES	QUANTIDADE DE ACIDENTES DO TRABALHO LIQUIDADOS																	
	Total			Consequência														
				Assistência Médica			Menos de 15 dias			Mais de 15 dias			Incapacidade Permanente			Óbito		
	2013	2014	2015	2013	2014	2015	2013	2014	2015	2013	2014	2015	2013	2014	2015	2013	2014	2015
TOTAL	**1.565**	**1.609**	**1.428**	**104**	**108**	**148**	**704**	**762**	**909**	**675**	**671**	**316**	**49**	**50**	**35**	**33**	**18**	**20**
Janeiro	138	110	117	12	10	11	61	52	72	59	45	32	2	3	1	4	–	1
Fevereiro	109	141	81	2	6	12	57	66	42	45	64	25	5	4	2	–	1	–
Março	110	117	122	6	11	9	53	57	84	46	46	24	5	1	3	–	2	2
Abril	125	108	115	10	8	9	51	50	78	57	46	19	5	3	6	2	1	3
Maio	146	149	148	10	18	18	68	63	83	61	62	43	3	4	2	4	2	2
Junho	144	127	100	13	7	6	57	55	62	67	61	26	2	2	6	5	2	–
Julho	130	136	139	7	6	12	62	63	83	53	60	38	3	6	3	5	1	3
Agosto	142	151	147	11	9	15	66	61	96	54	74	32	5	6	3	6	1	1
Setembro	142	153	124	11	12	12	57	78	84	66	55	22	4	5	1	4	3	5
Outubro	144	157	116	4	10	13	69	75	71	61	64	26	9	5	5	1	3	1
Novembro	137	149	118	9	5	16	58	79	80	65	56	20	3	7	1	2	2	1
Dezembro	98	111	101	9	6	15	45	63	74	41	38	9	3	4	2	–	–	1

Fonte: DATAPREV, CAT, SUB.
Nota: Os dados são preliminares, estando sujeitos a correções.

DISTRIBUIÇÃO DE ACIDENTES DO TRABALHO LIQUIDADOS, POR CONSEQUÊNCIA, NO ESTADO DE TOCANTINS - 2015

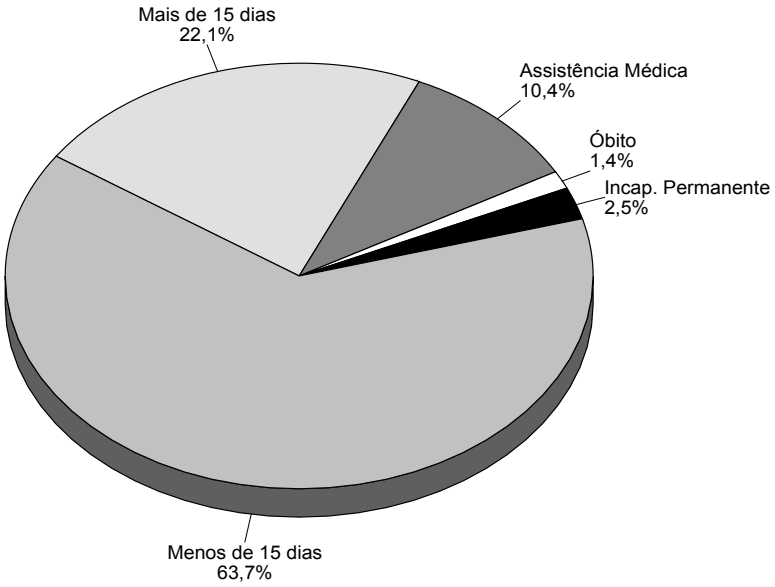

Fonte: DATAPREV, CAT, SUB.

Capítulo 37 - Maranhão

37.1 - Quantidade de acidentes do trabalho liquidados, por consequência, segundo a Classificação Nacional de Atividades Econômicas (CNAE), no estado do Maranhão - 2013/2015

(continua)

CNAE	QUANTIDADE DE ACIDENTES DO TRABALHO LIQUIDADOS																	
	Total			Consequência														
				Assistência Médica			Menos de 15 dias			Mais de 15 dias			Incapacidade Permanente			Óbito		
	2013	2014	2015	2013	2014	2015	2013	2014	2015	2013	2014	2015	2013	2014	2015	2013	2014	2015
TOTAL	**5.432**	**5.833**	**4.761**	**738**	**817**	**671**	**2.065**	**2.110**	**2.352**	**2.344**	**2.622**	**1.528**	**225**	**246**	**170**	**60**	**38**	**40**
0111	7	29	22	–	–	–	3	2	2	4	27	20	–	–	–	–	–	–
0112	–	7	4	–	–	–	–	–	–	–	7	4	–	–	–	–	–	–
0113	112	76	32	–	–	–	102	66	27	8	10	4	2	–	1	–	–	–
0114	–	1	–	–	–	–	–	–	–	–	1	–	–	–	–	–	–	–
0115	54	31	19	–	–	–	25	24	15	28	2	3	1	2	1	–	3	–
0116	–	–	1	–	–	–	–	–	1	–	–	–	–	–	–	–	–	–
0119	1	–	–	–	–	–	1	–	–	–	–	–	–	–	–	–	–	–
0121	–	1	6	–	–	–	–	–	–	–	1	6	–	–	–	–	–	–
0131	1	–	–	–	–	–	–	–	–	1	–	–	–	–	–	–	–	–
0133	1	–	–	–	–	–	–	–	–	1	–	–	–	–	–	–	–	–
0139	4	1	–	–	–	–	2	–	–	2	1	–	–	–	–	–	–	–
0141	11	3	5	–	–	–	8	3	4	3	–	1	–	–	–	–	–	–
0142	2	1	2	–	–	–	–	1	2	2	–	–	–	–	–	–	–	–
0151	37	14	14	–	–	–	13	13	14	20	1	–	1	–	–	3	–	–
0152	3	1	–	–	–	–	–	1	–	3	–	–	–	–	–	–	–	–
0154	1	–	1	–	–	–	–	–	1	1	–	–	–	–	–	–	–	–
0155	11	9	3	–	1	–	3	6	2	8	2	–	–	–	1	–	–	–
0161	13	7	14	–	1	–	5	5	12	6	1	2	1	–	–	1	–	–
0162	3	5	3	–	–	–	1	3	2	2	–	–	–	1	1	–	1	–
0163	–	1	–	–	–	–	–	–	–	–	1	–	–	–	–	–	–	–
0210	123	91	95	3	4	6	99	77	86	16	8	1	3	2	1	2	–	1
0220	17	–	–	–	–	–	1	–	–	13	–	–	3	–	–	–	–	–
0230	51	60	29	4	10	4	29	37	23	15	9	1	1	1	1	2	3	–
0312	1	1	–	–	–	–	–	1	–	1	–	–	–	–	–	–	–	–
0322	1	–	–	–	–	–	–	–	–	1	–	–	–	–	–	–	–	–
0500	4	–	–	–	–	–	2	–	–	1	–	–	–	–	–	1	–	–
0600	1	–	–	1	–	–	–	–	–	–	–	–	–	–	–	–	–	–
0710	19	10	14	12	6	12	5	4	2	2	–	–	–	–	–	–	–	–
0724	7	79	6	6	73	6	1	6	–	–	–	–	–	–	–	–	–	–
0810	14	20	15	2	3	4	6	15	10	4	2	1	1	–	–	1	–	–
0891	4	1	–	–	–	–	2	1	–	2	–	–	–	–	–	–	–	–
0893	–	4	3	–	4	3	–	–	–	–	–	–	–	–	–	–	–	–
0899	–	3	2	–	–	–	–	2	1	–	–	–	–	1	1	–	–	–
0910	1	3	3	–	3	1	–	–	1	1	–	1	–	–	–	–	–	–
0990	–	2	4	–	1	2	–	–	1	–	1	–	–	–	1	–	–	–
1011	21	35	34	–	1	10	10	21	22	11	11	2	–	2	–	–	–	–
1012	–	10	7	–	–	–	–	1	1	–	9	6	–	–	–	–	–	–
1013	–	–	1	–	–	–	–	–	1	–	–	–	–	–	–	–	–	–
1031	1	–	–	–	–	–	–	–	–	1	–	–	–	–	–	–	–	–
1041	8	7	7	–	3	–	6	1	7	1	1	–	1	1	–	–	1	–
1052	3	2	4	–	–	–	2	–	3	1	2	–	–	–	1	–	–	–
1061	1	1	2	–	–	–	1	–	1	–	1	–	–	–	1	–	–	–
1062	4	4	9	–	–	–	2	2	8	2	2	–	–	–	1	–	–	–
1066	5	3	6	1	–	–	1	2	5	2	1	–	1	–	–	–	–	1
1069	5	6	1	–	–	–	4	6	1	1	–	–	–	–	–	–	–	–
1071	19	15	68	–	–	–	16	13	67	2	–	1	1	2	–	–	–	–
1072	–	2	–	–	–	–	–	2	–	–	–	–	–	–	–	–	–	–
1081	1	–	2	–	–	1	1	–	1	–	–	–	–	–	–	–	–	–
1091	10	3	9	–	–	–	5	3	7	5	–	–	–	–	1	–	–	1
1094	1	–	–	–	–	–	–	–	–	1	–	–	–	–	–	–	–	–
1099	1	–	1	–	–	–	–	–	1	1	–	–	–	–	–	–	–	–
1111	–	1	4	–	–	–	–	1	3	–	–	1	–	–	–	–	–	–
1113	29	14	11	22	10	8	4	3	3	3	1	–	–	–	–	–	–	–
1121	1	8	6	–	–	–	–	4	1	1	3	4	–	1	1	–	–	–
1122	72	80	57	29	23	6	34	52	47	7	4	3	1	1	1	1	–	–
1340	1	–	–	–	–	–	–	–	–	–	–	–	1	–	–	–	–	–
1351	–	1	–	–	–	–	–	1	–	–	–	–	–	–	–	–	–	–
1412	2	–	2	1	–	–	–	–	1	1	–	–	–	–	1	–	–	–
1413	1	–	1	–	–	–	–	–	–	1	–	1	–	–	–	–	–	–
1414	–	1	–	–	–	–	–	1	–	–	–	–	–	–	–	–	–	–
1422	1	–	–	–	–	–	–	–	–	1	–	–	–	–	–	–	–	–
1510	13	10	15	2	1	–	10	7	14	–	2	–	–	–	1	1	–	–
1539	1	–	–	–	–	–	1	–	–	–	–	–	–	–	–	–	–	–
1610	12	12	8	–	1	1	2	5	4	6	2	–	4	4	2	–	–	1
1621	2	1	2	–	–	–	–	–	2	1	1	–	1	–	–	–	–	–
1622	1	–	–	–	–	–	–	–	–	1	–	–	–	–	–	–	–	–
1629	1	2	–	–	–	–	–	–	–	1	–	–	–	2	–	–	–	–
1710	88	16	11	28	11	7	38	4	4	21	1	–	–	–	–	1	–	–
1721	7	9	5	2	–	–	5	9	4	–	–	1	–	–	–	–	–	–
1731	–	1	1	–	–	–	–	–	–	–	1	1	–	–	–	–	–	–
1733	–	1	–	–	–	–	–	–	–	–	1	–	–	–	–	–	–	–
1741	–	4	–	–	–	–	–	–	–	–	4	–	–	–	–	–	–	–
1749	–	–	1	–	–	–	–	–	–	–	–	1	–	–	–	–	–	–
1811	2	4	–	–	–	–	1	1	–	1	3	–	–	–	–	–	–	–
1812	2	2	3	–	–	–	1	–	2	1	2	1	–	–	–	–	–	–
1813	3	1	2	–	–	–	1	–	2	2	1	–	–	–	–	–	–	–
1821	4	–	6	–	–	–	3	–	6	1	–	–	–	–	–	–	–	–
1910	–	2	–	–	–	–	–	–	–	–	2	–	–	–	–	–	–	–
1921	7	8	8	–	–	2	6	6	6	1	1	–	–	1	–	–	–	–

Capítulo 37 - Maranhão

37.1 - Quantidade de acidentes do trabalho liquidados, por consequência, segundo a Classificação Nacional de Atividades Econômicas (CNAE), no estado do Maranhão - 2013/2015

(continuação)

CNAE	QUANTIDADE DE ACIDENTES DO TRABALHO LIQUIDADOS																	
	Total			Consequência														
				Assistência Médica			Menos de 15 dias			Mais de 15 dias			Incapacidade Permanente			Óbito		
	2013	2014	2015	2013	2014	2015	2013	2014	2015	2013	2014	2015	2013	2014	2015	2013	2014	2015
1931	45	27	18	–	–	–	10	15	15	31	10	2	4	2	–	–	–	1
1932	–	–	1	–	–	–	–	–	–	–	–	1	–	–	–	–	–	–
2012	–	–	1	–	–	–	–	–	1	–	–	–	–	–	–	–	–	–
2013	4	6	7	1	–	–	2	2	5	1	4	2	–	–	–	–	–	–
2019	5	1	2	4	1	–	1	–	1	–	–	1	–	–	–	–	–	–
2029	–	–	1	–	–	–	–	–	–	–	–	1	–	–	–	–	–	–
2040	–	5	–	–	–	–	–	2	–	–	3	–	–	–	–	–	–	–
2061	10	2	2	1	–	–	4	–	2	4	1	–	1	1	–	–	–	–
2062	1	–	1	–	–	–	1	–	1	–	–	–	–	–	–	–	–	–
2063	–	–	1	–	–	–	–	–	–	–	–	1	–	–	–	–	–	–
2071	–	–	1	–	–	–	–	–	–	–	–	–	–	–	1	–	–	–
2110	2	1	–	–	–	–	2	–	–	–	–	–	–	1	–	–	–	–
2121	1	–	–	–	–	–	1	–	–	–	–	–	–	–	–	–	–	–
2211	–	–	1	–	–	–	–	–	–	–	–	1	–	–	–	–	–	–
2212	5	4	3	–	–	–	1	3	3	4	–	–	–	1	–	–	–	–
2219	–	22	17	–	–	–	–	–	–	–	22	17	–	–	–	–	–	–
2221	–	3	1	–	–	–	–	–	1	–	1	–	–	2	–	–	–	–
2222	4	1	–	–	–	–	–	1	–	4	–	–	–	–	–	–	–	–
2229	–	–	1	–	–	1	–	–	–	–	–	–	–	–	–	–	–	–
2311	2	–	1	–	–	–	–	–	–	2	–	1	–	–	–	–	–	–
2320	51	67	29	36	54	23	8	9	5	6	4	–	–	–	1	1	–	–
2330	24	16	12	1	1	1	5	14	8	15	1	2	2	–	–	1	–	1
2341	5	2	3	–	–	–	2	1	2	1	–	–	2	1	–	–	–	1
2342	51	18	24	1	–	–	14	11	20	33	5	2	2	2	1	1	–	1
2349	13	6	7	–	–	–	–	3	5	12	2	1	1	1	1	–	–	–
2391	–	1	–	–	–	–	–	–	–	–	1	–	–	–	–	–	–	–
2392	2	3	2	–	–	–	2	2	2	–	–	–	–	1	–	–	–	–
2399	–	–	1	–	–	–	–	–	1	–	–	–	–	–	–	–	–	–
2411	115	70	46	6	3	4	84	42	37	23	23	5	1	2	–	1	–	–
2423	15	12	13	6	4	5	6	6	8	3	2	–	–	–	–	–	–	–
2424	1	–	–	–	–	–	1	–	–	–	–	–	–	–	–	–	–	–
2431	–	1	2	–	–	–	–	1	2	–	–	–	–	–	–	–	–	–
2439	–	–	1	–	–	–	–	–	1	–	–	–	–	–	–	–	–	–
2441	21	11	19	7	6	11	3	5	3	9	–	1	2	–	4	–	–	–
2451	–	–	1	–	–	–	–	–	1	–	–	–	–	–	–	–	–	–
2452	–	–	1	–	–	–	–	–	–	–	–	1	–	–	–	–	–	–
2511	9	5	7	1	–	3	5	1	4	1	4	–	2	–	–	–	–	–
2512	4	3	4	–	–	–	1	2	4	3	1	–	–	–	–	–	–	–
2513	1	1	1	–	1	1	–	–	–	1	–	–	–	–	–	–	–	–
2521	1	–	–	–	–	–	–	–	–	–	–	–	1	–	–	–	–	–
2522	–	1	–	–	–	–	–	–	–	–	1	–	–	–	–	–	–	–
2531	–	–	1	–	–	–	–	–	–	–	–	–	–	–	1	–	–	–
2539	1	4	4	–	–	–	1	1	4	–	3	–	–	–	–	–	–	–
2542	4	2	1	–	1	1	2	–	–	1	1	–	–	–	–	1	–	–
2593	–	–	1	–	–	–	–	–	–	–	–	–	–	–	1	–	–	–
2599	3	7	10	–	1	–	3	5	10	–	1	–	–	–	–	–	–	–
2621	1	–	–	–	–	–	1	–	–	–	–	–	–	–	–	–	–	–
2631	1	1	–	–	–	–	–	1	–	1	–	–	–	–	–	–	–	–
2640	–	1	–	–	–	–	–	1	–	–	–	–	–	–	–	–	–	–
2710	–	–	1	–	–	1	–	–	–	–	–	–	–	–	–	–	–	–
2731	1	–	–	1	–	–	–	–	–	–	–	–	–	–	–	–	–	–
2733	8	4	4	1	–	–	5	1	4	2	3	–	–	–	–	–	–	–
2751	–	1	–	–	–	–	–	–	–	–	1	–	–	–	–	–	–	–
2790	–	–	1	–	–	–	–	–	–	–	–	1	–	–	–	–	–	–
2821	11	12	3	–	3	–	9	6	2	2	2	1	–	1	–	–	–	–
2822	3	6	1	–	2	–	2	3	1	–	1	–	–	–	–	1	–	–
2829	2	2	6	1	2	6	1	–	–	–	–	–	–	–	–	–	–	–
2831	–	–	1	–	–	–	–	–	–	–	–	1	–	–	–	–	–	–
2833	1	2	1	1	–	–	–	–	1	–	2	–	–	–	–	–	–	–
2852	–	2	1	–	1	–	–	1	1	–	–	–	–	–	–	–	–	–
2862	3	–	–	–	–	–	1	–	–	2	–	–	–	–	–	–	–	–
2865	–	–	1	–	–	–	–	–	1	–	–	–	–	–	–	–	–	–
2869	1	2	1	–	–	1	1	–	–	–	1	–	–	1	–	–	–	–
2910	–	4	1	–	–	–	–	–	–	–	4	1	–	–	–	–	–	–
2930	2	3	2	–	–	1	–	2	1	2	1	–	–	–	–	–	–	–
3011	1	5	–	–	–	–	–	3	–	1	2	–	–	–	–	–	–	–
3032	–	–	1	–	–	–	–	–	1	–	–	–	–	–	–	–	–	–
3101	13	16	2	–	–	–	6	10	1	7	6	1	–	–	–	–	–	–
3102	1	1	4	–	–	–	–	1	4	1	–	–	–	–	–	–	–	–
3103	–	–	1	–	–	–	–	–	–	–	–	–	–	–	1	–	–	–
3104	3	2	4	–	–	–	1	2	2	2	–	2	–	–	–	–	–	–
3212	–	1	1	–	–	–	–	–	–	–	1	1	–	–	–	–	–	–
3230	–	5	4	–	–	–	–	–	–	–	5	4	–	–	–	–	–	–
3291	–	4	1	–	–	–	–	–	–	–	4	1	–	–	–	–	–	–
3292	1	–	–	–	–	–	–	–	–	1	–	–	–	–	–	–	–	–
3299	3	1	–	–	–	–	–	1	–	3	–	–	–	–	–	–	–	–
3311	1	–	–	–	–	–	–	–	–	1	–	–	–	–	–	–	–	–
3313	2	3	3	–	–	–	2	3	2	–	–	–	–	–	–	–	–	1
3314	8	7	2	4	4	–	2	2	2	1	–	–	1	1	–	–	–	–
3317	–	1	–	–	–	–	–	–	–	–	1	–	–	–	–	–	–	–
3321	3	3	3	–	1	3	2	1	–	1	1	–	–	–	–	–	–	–

Capítulo 37 - Maranhão

37.1 - Quantidade de acidentes do trabalho liquidados, por consequência, segundo a Classificação Nacional de Atividades Econômicas (CNAE), no estado do Maranhão - 2013/2015

(continuação)

CNAE	QUANTIDADE DE ACIDENTES DO TRABALHO LIQUIDADOS																	
	Total			Consequência														
				Assistência Médica			Menos de 15 dias			Mais de 15 dias			Incapacidade Permanente			Óbito		
	2013	2014	2015	2013	2014	2015	2013	2014	2015	2013	2014	2015	2013	2014	2015	2013	2014	2015
3329	1	–	–	–	–	–	–	–	–	–	–	–	1	–	–	–	–	–
3511	18	12	7	10	2	2	5	8	5	2	2	–	1	–	–	–	–	–
3512	1	1	2	–	–	1	–	1	–	1	–	1	–	–	–	–	–	–
3514	8	3	3	–	–	1	4	2	2	1	–	–	2	1	–	1	–	–
3520	–	2	–	–	–	–	–	2	–	–	–	–	–	–	–	–	–	–
3600	14	16	17	–	1	3	6	12	13	7	2	–	1	1	–	–	–	1
3702	6	2	3	–	–	–	4	2	–	1	–	2	–	–	1	1	–	–
3811	29	13	4	–	–	–	20	11	4	9	1	–	–	1	–	–	–	–
3812	7	3	7	5	1	7	1	2	–	1	–	–	–	–	–	–	–	–
3821	1	–	1	1	–	–	–	–	1	–	–	–	–	–	–	–	–	–
3822	1	2	2	–	–	1	1	–	–	–	2	1	–	–	–	–	–	–
3831	2	–	–	1	–	–	1	–	–	–	–	–	–	–	–	–	–	–
3832	1	–	2	–	–	–	–	–	2	1	–	–	–	–	–	–	–	–
4110	32	15	12	6	2	–	7	12	10	19	1	–	–	–	2	–	–	–
4120	483	302	242	45	58	39	201	169	164	222	53	19	11	18	14	4	4	6
4211	58	55	64	8	16	43	23	28	20	23	6	–	2	3	1	2	2	–
4212	58	60	41	32	49	38	5	9	1	18	2	1	2	–	1	1	–	–
4213	–	–	2	–	–	1	–	–	1	–	–	–	–	–	–	–	–	–
4221	55	62	76	3	3	–	17	25	56	32	31	17	2	3	1	1	–	2
4222	3	6	5	–	3	3	3	3	2	–	–	–	–	–	–	–	–	–
4223	–	–	1	–	–	–	–	–	–	–	–	1	–	–	–	–	–	–
4291	2	6	4	1	4	–	1	2	3	–	–	–	–	–	1	–	–	–
4292	122	21	28	55	13	16	32	4	7	33	2	2	2	2	3	–	–	–
4299	30	22	12	12	11	5	7	4	6	9	3	1	1	3	–	1	1	–
4312	2	–	–	–	–	–	–	–	–	2	–	–	–	–	–	–	–	–
4313	27	16	15	4	3	2	16	10	13	6	2	–	1	–	–	–	1	–
4321	52	32	30	11	2	2	26	21	21	13	6	5	1	1	–	1	2	2
4322	17	31	4	–	1	1	14	25	3	3	4	–	–	1	–	–	–	–
4329	13	8	13	1	1	7	9	6	5	2	–	–	1	–	1	–	1	–
4330	7	5	6	–	–	–	2	2	6	4	2	–	–	–	–	1	1	–
4391	10	7	3	–	1	1	4	2	1	5	2	–	1	2	1	–	–	–
4399	28	12	4	1	2	2	11	4	1	16	4	–	–	2	1	–	–	–
4511	21	18	21	2	–	2	12	11	16	6	4	2	1	2	1	–	1	–
4520	8	9	6	–	1	1	–	5	5	8	3	–	–	–	–	–	–	–
4530	25	23	20	–	1	1	9	16	13	14	4	5	2	1	1	–	1	–
4541	19	11	8	1	–	–	7	9	5	11	1	2	–	1	1	–	–	–
4615	2	–	–	–	–	–	–	–	–	2	–	–	–	–	–	–	–	–
4617	1	–	1	–	–	–	1	–	1	–	–	–	–	–	–	–	–	–
4618	1	–	–	–	–	–	–	–	–	–	–	–	1	–	–	–	–	–
4619	–	1	–	–	–	–	–	–	–	–	1	–	–	–	–	–	–	–
4622	1	2	–	–	–	–	1	2	–	–	–	–	–	–	–	–	–	–
4623	2	5	1	–	–	–	1	3	1	1	2	–	–	–	–	–	–	–
4631	2	–	2	–	–	–	2	–	–	–	–	1	–	–	1	–	–	–
4632	15	1	6	–	–	–	11	1	6	4	–	–	–	–	–	–	–	–
4633	3	1	3	–	–	–	–	1	2	3	–	–	–	–	–	–	–	1
4634	11	9	11	–	–	–	6	6	11	4	2	–	1	–	–	–	1	–
4635	27	23	21	1	1	2	8	17	17	17	3	2	1	2	–	–	–	–
4637	7	2	1	–	–	–	4	1	1	3	1	–	–	–	–	–	–	–
4639	20	9	12	–	–	–	10	4	8	9	5	3	1	–	–	–	–	1
4641	–	1	1	–	–	–	–	–	1	–	1	–	–	–	–	–	–	–
4642	1	–	–	–	–	–	–	–	–	1	–	–	–	–	–	–	–	–
4643	1	–	–	–	–	–	–	–	–	1	–	–	–	–	–	–	–	–
4644	2	3	3	–	–	–	1	1	3	1	1	–	–	1	–	–	–	–
4646	5	1	1	–	1	–	2	–	1	2	–	–	–	–	–	1	–	–
4647	–	1	–	–	–	–	–	–	–	–	1	–	–	–	–	–	–	–
4649	8	11	4	–	1	–	4	5	2	4	5	1	–	–	1	–	–	–
4652	–	1	2	–	–	–	–	–	2	–	1	–	–	–	–	–	–	–
4661	1	5	2	–	–	–	–	4	2	1	–	–	–	1	–	–	–	–
4662	2	9	1	–	2	–	2	7	1	–	–	–	–	–	–	–	–	–
4663	1	3	–	–	–	–	–	3	–	–	–	–	1	–	–	–	–	–
4664	–	3	–	–	–	–	–	2	–	–	1	–	–	–	–	–	–	–
4669	12	7	1	8	6	–	2	1	–	2	–	1	–	–	–	–	–	–
4671	4	1	1	–	–	–	2	–	–	1	1	1	1	–	–	–	–	–
4672	4	6	20	–	–	–	2	5	18	1	1	2	1	–	–	–	–	–
4673	–	2	5	–	–	–	–	2	3	–	–	2	–	–	–	–	–	–
4674	1	1	–	–	–	–	–	–	–	1	1	–	–	–	–	–	–	–
4679	8	11	5	–	1	–	3	8	5	4	1	–	–	1	–	1	–	–
4681	3	1	3	1	1	1	–	–	2	2	–	–	–	–	–	–	–	–
4682	4	4	1	1	3	1	2	1	–	1	–	–	–	–	–	–	–	–
4683	3	1	–	–	–	–	1	–	–	2	1	–	–	–	–	–	–	–
4684	1	2	–	–	2	–	–	–	–	1	–	–	–	–	–	–	–	–
4685	2	4	1	2	3	–	–	1	1	–	–	–	–	–	–	–	–	–
4687	1	1	–	–	–	–	–	1	–	1	–	–	–	–	–	–	–	–
4689	35	21	44	18	14	35	9	7	5	6	–	3	2	–	–	–	–	1
4691	9	14	16	–	–	2	2	12	12	5	2	2	1	–	–	1	–	–
4692	3	1	1	–	–	–	–	–	1	3	1	–	–	–	–	–	–	–
4693	50	46	45	1	1	3	37	37	40	12	7	1	–	1	–	–	–	1
4711	176	135	139	–	3	–	117	113	131	57	18	7	1	1	1	1	–	–
4712	12	10	6	–	–	–	4	5	4	8	5	1	–	–	1	–	–	–
4713	31	10	7	–	–	–	10	9	6	21	1	1	–	–	–	–	–	–
4721	4	5	2	–	–	–	1	3	1	3	2	1	–	–	–	–	–	–

Capítulo 37 - Maranhão

37.1 - Quantidade de acidentes do trabalho liquidados, por consequência, segundo a Classificação Nacional de Atividades Econômicas (CNAE), no estado do Maranhão - 2013/2015

(continuação)

CNAE	QUANTIDADE DE ACIDENTES DO TRABALHO LIQUIDADOS																	
	Total			Consequência														
				Assistência Médica			Menos de 15 dias			Mais de 15 dias			Incapacidade Permanente			Óbito		
	2013	2014	2015	2013	2014	2015	2013	2014	2015	2013	2014	2015	2013	2014	2015	2013	2014	2015
4722	18	9	14	–	–	–	5	5	12	13	3	–	–	1	2	–	–	–
4723	6	3	3	–	–	–	2	2	2	4	1	1	–	–	–	–	–	–
4724	2	–	3	–	–	–	1	–	2	1	–	1	–	–	–	–	–	–
4729	10	6	4	–	–	–	6	4	3	4	2	–	–	–	–	–	–	1
4731	22	9	12	–	–	1	6	7	6	15	2	5	1	–	–	–	–	–
4741	–	–	1	–	–	–	–	–	–	–	–	1	–	–	–	–	–	–
4742	3	3	3	2	1	–	–	1	3	1	1	–	–	–	–	–	–	–
4743	4	5	3	–	–	–	1	3	2	3	1	1	–	1	–	–	–	–
4744	66	30	28	–	1	1	25	21	26	39	5	1	1	2	–	1	1	–
4751	5	3	5	–	–	–	1	2	4	4	1	1	–	–	–	–	–	–
4752	3	1	–	–	–	–	3	1	–	–	–	–	–	–	–	–	–	–
4753	14	17	11	–	1	–	7	14	10	5	2	1	1	–	–	1	–	–
4754	33	25	22	1	1	–	12	17	19	19	4	3	1	2	–	–	1	–
4755	4	1	1	–	–	–	3	1	1	1	–	–	–	–	–	–	–	–
4757	–	2	2	–	–	–	–	2	2	–	–	–	–	–	–	–	–	–
4759	2	1	1	–	–	–	2	1	1	–	–	–	–	–	–	–	–	–
4761	5	4	3	–	–	–	1	2	2	4	2	–	–	–	1	–	–	–
4763	4	6	3	–	–	–	–	5	3	4	1	–	–	–	–	–	–	–
4771	11	21	10	–	–	–	5	15	9	6	5	–	–	–	1	–	1	–
4772	1	4	1	–	–	–	–	3	–	1	1	–	–	–	1	–	–	–
4773	–	1	1	–	–	–	–	1	1	–	–	–	–	–	–	–	–	–
4774	6	3	2	–	–	–	3	1	2	3	1	–	–	1	–	–	–	–
4781	19	8	14	1	1	–	3	3	11	13	4	3	2	–	–	–	–	–
4782	9	7	4	–	–	–	1	6	4	8	1	–	–	–	–	–	–	–
4783	1	–	–	–	–	–	–	–	–	1	–	–	–	–	–	–	–	–
4784	12	9	13	–	1	–	4	1	8	8	5	3	–	1	2	–	1	–
4785	–	1	–	–	–	–	–	–	–	–	–	–	–	1	–	–	–	–
4789	10	14	7	–	1	–	1	4	5	7	4	1	1	4	1	1	1	–
4911	110	101	69	79	77	38	18	21	28	11	2	2	2	1	1	–	–	–
4921	56	22	32	–	–	1	17	13	23	35	6	4	3	3	3	1	–	1
4922	10	6	6	–	–	1	3	4	2	7	1	–	–	1	3	–	–	–
4923	5	3	–	–	–	–	1	1	–	3	2	–	1	–	–	–	–	–
4929	2	2	2	–	–	–	–	1	2	1	1	–	1	–	–	–	–	–
4930	106	90	96	14	14	12	38	49	68	41	19	6	6	3	3	7	5	7
4940	1	3	2	–	3	1	–	–	–	1	–	1	–	–	–	–	–	–
5012	–	–	1	–	–	–	–	–	–	–	–	–	–	–	1	–	–	–
5030	13	9	9	–	–	1	6	3	7	7	5	–	–	1	1	–	–	–
5091	2	2	1	–	–	–	1	2	1	1	–	–	–	–	–	–	–	–
5111	10	8	8	1	1	–	4	4	3	5	3	5	–	–	–	–	–	–
5112	2	–	–	2	–	–	–	–	–	–	–	–	–	–	–	–	–	–
5120	2	–	–	–	–	–	2	–	–	–	–	–	–	–	–	–	–	–
5211	18	5	15	2	2	3	13	3	7	3	–	4	–	–	1	–	–	–
5212	4	14	7	–	–	1	3	7	4	1	7	2	–	–	–	–	–	–
5223	–	3	1	–	–	–	–	1	–	–	2	1	–	–	–	–	–	–
5229	1	2	1	–	1	–	1	1	1	–	–	–	–	–	–	–	–	–
5231	18	10	24	6	2	6	6	7	17	5	1	1	–	–	–	1	–	–
5232	2	6	3	–	–	–	2	4	3	–	2	–	–	–	–	–	–	–
5239	–	–	2	–	–	–	–	–	1	–	–	1	–	–	–	–	–	–
5240	9	2	3	–	–	–	9	2	3	–	–	–	–	–	–	–	–	–
5250	1	2	5	–	–	–	–	2	5	1	–	–	–	–	–	–	–	–
5310	127	194	222	10	24	12	82	140	199	35	27	10	–	3	1	–	–	–
5320	2	2	–	–	–	–	–	1	–	2	1	–	–	–	–	–	–	–
5510	15	12	6	–	–	–	5	6	3	9	5	2	1	1	1	–	–	–
5590	1	1	1	–	–	–	–	1	–	1	–	–	–	–	1	–	–	–
5611	35	36	35	1	1	2	13	20	27	20	13	6	1	2	–	–	–	–
5620	29	19	11	13	11	3	8	6	8	8	2	–	–	–	–	–	–	–
5822	2	1	1	–	–	–	2	1	1	–	–	–	–	–	–	–	–	–
5829	–	1	–	–	–	–	–	–	–	–	1	–	–	–	–	–	–	–
5914	1	1	1	–	–	–	–	–	1	1	1	–	–	–	–	–	–	–
6010	1	3	–	–	–	–	–	–	–	1	3	–	–	–	–	–	–	–
6021	4	3	3	–	–	–	2	2	2	2	1	–	–	–	1	–	–	–
6022	–	1	–	–	–	–	–	–	–	–	1	–	–	–	–	–	–	–
6110	–	2	1	–	–	–	–	–	–	–	2	–	–	–	1	–	–	–
6120	1	2	1	–	–	–	1	1	1	–	1	–	–	–	–	–	–	–
6190	–	3	2	–	–	–	–	2	2	–	1	–	–	–	–	–	–	–
6201	–	7	3	–	–	–	–	–	–	–	7	3	–	–	–	–	–	–
6202	–	1	–	–	–	–	–	1	–	–	–	–	–	–	–	–	–	–
6204	5	3	–	–	–	–	2	3	–	3	–	–	–	–	–	–	–	–
6209	3	1	–	2	–	–	1	1	–	–	–	–	–	–	–	–	–	–
6311	2	1	–	–	–	–	1	1	–	1	–	–	–	–	–	–	–	–
6421	16	17	40	4	3	4	10	13	33	2	1	3	–	–	–	–	–	–
6422	44	56	42	–	2	1	21	47	35	23	6	3	–	1	3	–	–	–
6423	2	5	1	–	–	–	–	3	–	2	2	–	–	–	1	–	–	–
6424	–	–	1	–	–	–	–	–	1	–	–	–	–	–	–	–	–	–
6436	–	–	1	–	–	–	–	–	1	–	–	–	–	–	–	–	–	–
6462	9	4	1	–	1	–	6	2	1	3	1	–	–	–	–	–	–	–
6463	2	–	–	–	–	–	1	–	–	1	–	–	–	–	–	–	–	–
6493	–	–	1	–	–	–	–	–	–	–	–	1	–	–	–	–	–	–
6499	10	3	3	–	–	–	6	3	3	4	–	–	–	–	–	–	–	–
6511	–	–	1	–	–	–	–	–	1	–	–	–	–	–	–	–	–	–
6550	5	4	1	2	–	–	2	4	–	1	–	1	–	–	–	–	–	–

Capítulo 37 - Maranhão

37.1 - Quantidade de acidentes do trabalho liquidados, por consequência, segundo a Classificação Nacional de Atividades Econômicas (CNAE), no estado do Maranhão - 2013/2015

(conclusão)

CNAE	QUANTIDADE DE ACIDENTES DO TRABALHO LIQUIDADOS																	
	Total			Consequência														
				Assistência Médica			Menos de 15 dias			Mais de 15 dias			Incapacidade Permanente			Óbito		
	2013	2014	2015	2013	2014	2015	2013	2014	2015	2013	2014	2015	2013	2014	2015	2013	2014	2015
6611	–	–	1	–	–	–	–	–	–	–	–	1	–	–	–	–	–	–
6613	–	3	–	–	–	–	–	–	–	–	3	–	–	–	–	–	–	–
6619	2	–	–	–	–	–	2	–	–	–	–	–	–	–	–	–	–	–
6621	–	1	–	–	–	–	–	–	–	–	1	–	–	–	–	–	–	–
6622	–	–	1	–	–	–	–	–	1	–	–	–	–	–	–	–	–	–
6630	–	1	1	–	–	–	–	–	–	–	1	1	–	–	–	–	–	–
6810	20	4	2	–	–	–	10	4	2	9	–	–	1	–	–	–	–	–
6821	–	1	–	–	1	–	–	–	–	–	–	–	–	–	–	–	–	–
6822	4	4	3	–	1	–	3	2	2	1	1	1	–	–	–	–	–	–
6911	2	–	–	–	–	–	1	–	–	1	–	–	–	–	–	–	–	–
6912	2	2	1	–	–	–	1	–	1	1	1	–	–	1	–	–	–	–
6920	6	2	4	–	–	–	2	2	4	4	–	–	–	–	–	–	–	–
7020	–	11	3	–	1	–	–	8	3	–	1	–	–	–	–	–	1	–
7111	1	–	2	–	–	–	–	–	2	1	–	–	–	–	–	–	–	–
7112	33	43	28	9	12	9	17	25	16	6	6	–	1	–	3	–	–	–
7119	20	7	4	4	4	1	6	1	1	8	2	–	1	–	2	1	–	–
7120	2	–	–	–	–	–	–	–	–	2	–	–	–	–	–	–	–	–
7210	–	1	3	–	–	1	–	–	2	–	1	–	–	–	–	–	–	–
7311	1	–	–	1	–	–	–	–	–	–	–	–	–	–	–	–	–	–
7319	–	1	1	–	–	–	–	–	1	–	–	–	–	1	–	–	–	–
7320	–	2	1	–	–	–	–	1	1	–	1	–	–	–	–	–	–	–
7420	1	–	1	–	–	–	–	–	–	1	–	1	–	–	–	–	–	–
7490	3	4	3	1	–	–	2	4	1	–	–	1	–	–	1	–	–	–
7500	–	1	–	–	–	–	–	–	–	–	1	–	–	–	–	–	–	–
7711	14	6	4	–	1	–	10	3	4	3	2	–	1	–	–	–	–	–
7721	1	–	–	–	–	–	–	–	–	1	–	–	–	–	–	–	–	–
7723	2	1	–	–	–	–	–	–	–	2	1	–	–	–	–	–	–	–
7729	2	–	–	–	–	–	–	–	–	2	–	–	–	–	–	–	–	–
7731	7	2	2	–	–	1	3	1	1	3	1	–	–	–	–	1	–	–
7732	7	6	8	1	1	1	4	1	5	2	3	2	–	1	–	–	–	–
7733	–	3	–	–	–	–	–	–	–	–	3	–	–	–	–	–	–	–
7739	9	11	8	1	2	1	5	5	7	3	4	–	–	–	–	–	–	–
7810	2	–	5	–	–	–	2	–	3	–	–	1	–	–	1	–	–	–
7820	10	5	5	2	–	1	2	2	4	5	1	–	1	2	–	–	–	–
7830	3	2	6	1	–	–	2	1	6	–	1	–	–	–	–	–	–	–
7911	5	2	1	–	–	–	–	–	1	5	2	–	–	–	–	–	–	–
7990	–	1	–	–	–	–	–	1	–	–	–	–	–	–	–	–	–	–
8011	67	52	52	5	2	11	36	35	30	23	12	5	2	2	4	1	1	2
8012	18	6	13	–	–	1	13	2	10	4	4	2	1	–	–	–	–	–
8020	4	2	–	–	–	–	2	1	–	2	1	–	–	–	–	–	–	–
8030	–	2	2	–	–	–	–	–	–	–	2	2	–	–	–	–	–	–
8111	1	6	8	–	1	1	–	1	7	1	4	–	–	–	–	–	–	–
8112	21	8	11	–	–	2	10	4	5	10	1	4	1	3	–	–	–	–
8121	46	43	48	7	16	11	15	18	30	23	4	3	1	5	3	–	–	1
8122	2	3	1	–	–	–	–	2	1	2	1	–	–	–	–	–	–	–
8129	46	27	14	21	3	–	10	11	11	14	12	3	–	–	–	1	1	–
8130	1	–	1	–	–	–	–	–	–	1	–	1	–	–	–	–	–	–
8211	13	24	12	2	3	1	9	17	9	2	4	2	–	–	–	–	–	–
8219	–	2	–	–	–	–	–	1	–	–	1	–	–	–	–	–	–	–
8220	20	22	34	–	1	1	10	18	32	9	3	1	1	–	–	–	–	–
8230	3	–	–	–	–	–	–	–	–	3	–	–	–	–	–	–	–	–
8291	1	1	2	–	–	–	–	–	1	1	1	1	–	–	–	–	–	–
8292	2	–	–	–	–	–	1	–	–	–	–	–	–	–	–	1	–	–
8299	17	7	7	2	–	1	11	4	6	2	3	–	2	–	–	–	–	–
8411	87	28	24	1	–	3	6	20	13	74	3	2	6	5	6	–	–	–
8412	21	14	7	6	5	3	5	9	4	10	–	–	–	–	–	–	–	–
8423	1	1	–	–	–	–	1	1	–	–	–	–	–	–	–	–	–	–
8511	1	42	20	–	–	–	1	–	–	–	42	19	–	–	1	–	–	–
8512	11	4	1	1	–	–	5	3	1	3	1	–	–	–	–	2	–	–
8513	9	5	12	–	–	–	5	4	9	3	1	2	–	–	1	1	–	–
8520	2	–	1	1	–	–	–	–	1	1	–	–	–	–	–	–	–	–
8531	5	6	16	1	2	9	1	4	6	2	–	1	1	–	–	–	–	–
8532	–	–	1	–	–	–	–	–	–	–	–	1	–	–	–	–	–	–
8533	4	3	3	–	–	–	3	2	3	1	–	–	–	–	–	–	1	–
8541	–	1	–	–	1	–	–	–	–	–	–	–	–	–	–	–	–	–
8542	–	3	–	–	–	–	–	2	–	–	–	–	–	–	–	–	1	–
8593	2	–	–	–	–	–	1	–	–	1	–	–	–	–	–	–	–	–
8599	8	4	9	–	–	–	4	4	9	3	–	–	1	–	–	–	–	–
8610	132	154	153	67	94	83	45	43	61	19	16	6	–	1	2	1	–	1
8622	–	1	–	–	–	–	–	1	–	–	–	–	–	–	–	–	–	–
8630	7	8	4	4	2	–	3	5	4	–	–	–	–	1	–	–	–	–
8640	9	12	24	2	7	12	4	5	11	3	–	1	–	–	–	–	–	–
8650	7	6	15	1	2	4	5	4	10	1	–	–	–	–	–	–	–	1
8660	1	–	61	–	–	42	–	–	19	1	–	–	–	–	–	–	–	–
8690	10	8	10	6	5	7	2	3	2	2	–	–	–	–	–	–	–	1
8730	–	1	8	–	1	1	–	–	7	–	–	–	–	–	–	–	–	–
8800	16	11	16	–	3	–	12	8	15	4	–	–	–	–	1	–	–	–
9001	–	1	–	–	–	–	–	–	–	–	1	–	–	–	–	–	–	–
9312	2	1	–	–	–	–	–	1	–	2	–	–	–	–	–	–	–	–
9313	1	–	2	–	–	–	–	–	2	–	–	–	1	–	–	–	–	–
9319	3	–	–	–	–	–	2	–	–	1	–	–	–	–	–	–	–	–
9329	1	–	2	–	–	–	1	–	2	–	–	–	–	–	–	–	–	–
9411	–	–	2	–	–	–	–	–	2	–	–	–	–	–	–	–	–	–
9412	1	1	1	–	–	–	1	1	1	–	–	–	–	–	–	–	–	–
9420	5	–	1	–	–	–	1	–	–	4	–	–	–	–	1	–	–	–
9430	57	69	32	26	37	17	18	28	14	11	4	–	–	–	1	2	–	–
9491	11	1	1	–	–	–	2	–	1	8	1	–	1	–	–	–	–	–
9499	9	13	22	–	–	–	4	11	20	5	2	–	–	–	1	–	–	1
9511	2	3	2	–	–	–	–	2	2	2	1	–	–	–	–	–	–	–
9512	1	1	–	–	–	–	1	1	–	–	–	–	–	–	–	–	–	–
9521	6	1	1	–	–	–	3	1	1	3	–	–	–	–	–	–	–	–
9601	2	4	1	1	–	–	–	3	1	1	1	–	–	–	–	–	–	–
9602	2	–	2	–	–	–	2	–	2	–	–	–	–	–	–	–	–	–
9603	3	3	1	1	–	–	1	1	1	1	2	–	–	–	–	–	–	–
9609	7	4	–	5	4	–	1	–	–	1	–	–	–	–	–	–	–	–
Ignorado	666	1.954	1.242	2	1	–	10	18	13	558	1.827	1.180	95	108	49	1	–	–

Fonte: DATAPREV, CAT, SUB.

Nota: Os dados são preliminares, estando sujeitos a correções.

Capítulo 37 - Maranhão

37.2 - Quantidade mensal de acidentes do trabalho liquidados, por consequência, no estado do Maranhão - 2013/2015

MESES	QUANTIDADE DE ACIDENTES DO TRABALHO LIQUIDADOS																	
	Total			Consequência														
				Assistência Médica			Menos de 15 dias			Mais de 15 dias			Incapacidade Permanente			Óbito		
	2013	2014	2015	2013	2014	2015	2013	2014	2015	2013	2014	2015	2013	2014	2015	2013	2014	2015
TOTAL	**5.432**	**5.833**	**4.761**	**738**	**817**	**671**	**2.065**	**2.110**	**2.352**	**2.344**	**2.622**	**1.528**	**225**	**246**	**170**	**60**	**38**	**40**
Janeiro	382	456	454	72	58	48	149	165	189	153	211	192	7	19	22	1	3	3
Fevereiro	364	473	386	61	71	41	128	155	155	145	194	165	22	45	22	8	8	3
Março	430	467	446	62	63	61	153	163	199	186	221	160	26	16	25	3	4	1
Abril	467	501	402	74	65	59	163	173	176	206	239	150	19	22	16	5	2	1
Maio	452	456	407	53	57	63	191	139	178	193	233	141	13	25	21	2	2	4
Junho	476	434	450	61	51	71	164	165	233	225	196	128	20	21	14	6	1	4
Julho	480	495	383	61	62	59	177	187	190	225	225	120	9	16	13	8	5	1
Agosto	520	512	448	73	81	80	193	183	234	234	222	119	18	23	13	2	3	2
Setembro	491	575	369	63	120	45	192	210	211	208	222	94	26	19	11	2	4	8
Outubro	516	538	361	55	69	51	207	191	205	222	259	91	23	18	7	9	1	7
Novembro	461	497	315	44	56	39	190	187	182	196	243	88	24	10	3	7	1	3
Dezembro	393	429	340	59	64	54	158	192	200	151	157	80	18	12	3	7	4	3

Fonte: DATAPREV, CAT, SUB.
Nota: Os dados são preliminares, estando sujeitos a correções.

DISTRIBUIÇÃO DE ACIDENTES DO TRABALHO LIQUIDADOS, POR CONSEQUÊNCIA, NO ESTADO DO MARANHÃO - 2015

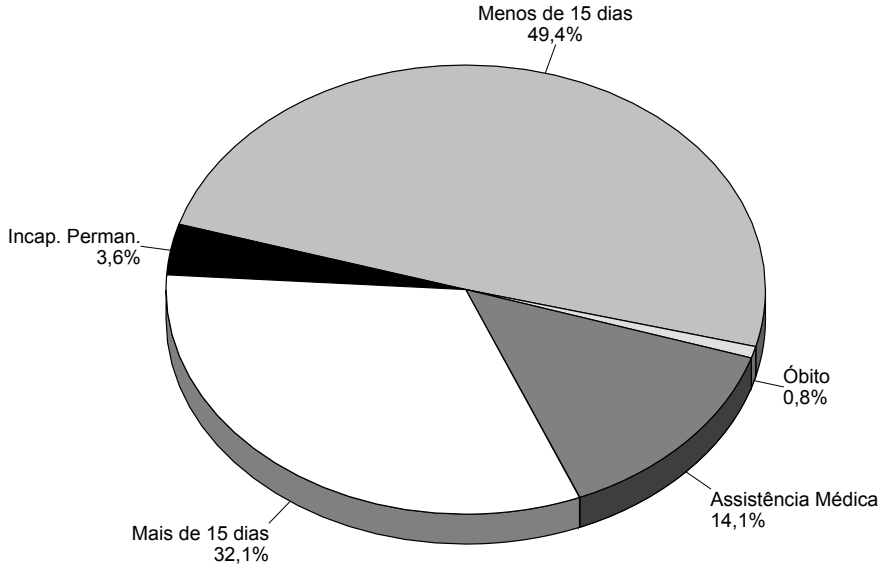

Fonte: DATAPREV, CAT, SUB.

Capítulo 38 - Piauí

38.1 - Quantidade de acidentes do trabalho liquidados, por consequência, segundo a Classificação Nacional de Atividades Econômicas (CNAE), no estado do Piauí - 2013/2015

(continua)

CNAE	QUANTIDADE DE ACIDENTES DO TRABALHO LIQUIDADOS																	
	Total			Consequência														
				Assistência Médica			Menos de 15 dias			Mais de 15 dias			Incapacidade Permanente			Óbito		
	2013	2014	2015	2013	2014	2015	2013	2014	2015	2013	2014	2015	2013	2014	2015	2013	2014	2015
TOTAL	**4.613**	**4.638**	**3.926**	**124**	**140**	**160**	**1.135**	**1.137**	**1.250**	**3.125**	**3.139**	**2.355**	**202**	**200**	**141**	**27**	**22**	**20**
0111	6	20	26	–	–	–	3	4	9	3	16	17	–	–	–	–	–	–
0112	–	2	2	–	–	–	–	–	–	–	2	2	–	–	–	–	–	–
0113	13	2	6	–	1	–	–	1	5	12	–	–	1	–	1	–	–	–
0114	–	1	1	–	–	–	–	–	–	–	1	1	–	–	–	–	–	–
0115	56	23	45	–	–	1	26	19	41	29	4	1	1	–	1	–	–	1
0119	8	4	4	–	–	–	6	2	4	2	2	–	–	–	–	–	–	–
0121	–	13	15	–	–	–	–	–	–	–	13	14	–	–	1	–	–	–
0131	1	–	–	–	–	–	–	–	–	1	–	–	–	–	–	–	–	–
0133	4	6	4	–	2	1	1	3	2	3	–	1	–	1	–	–	–	–
0139	–	1	2	–	1	–	–	–	1	–	–	1	–	–	–	–	–	–
0142	1	–	–	–	–	–	–	–	–	1	–	–	–	–	–	–	–	–
0151	6	1	1	–	–	–	2	1	1	4	–	–	–	–	–	–	–	–
0155	4	1	6	–	–	1	2	1	4	2	–	1	–	–	–	–	–	–
0161	10	3	3	–	–	–	3	2	3	7	–	–	–	1	–	–	–	–
0163	1	1	–	1	–	–	–	1	–	–	–	–	–	–	–	–	–	–
0210	7	4	3	–	–	–	1	3	2	4	1	–	2	–	1	–	–	–
0220	3	1	1	–	–	–	–	–	1	3	–	–	–	1	–	–	–	–
0230	3	1	–	2	1	–	–	–	–	1	–	–	–	–	–	–	–	–
0321	3	3	1	–	1	–	2	2	–	–	–	1	1	–	–	–	–	–
0322	2	–	–	–	–	–	1	–	–	1	–	–	–	–	–	–	–	–
0500	1	–	–	–	–	–	–	–	–	1	–	–	–	–	–	–	–	–
0710	2	–	–	–	–	–	–	–	–	1	–	–	1	–	–	–	–	–
0724	1	2	1	–	–	–	–	–	–	1	2	1	–	–	–	–	–	–
0810	7	2	2	–	–	–	–	1	2	7	1	–	–	–	–	–	–	–
0891	–	1	–	–	–	–	–	1	–	–	–	–	–	–	–	–	–	–
1011	3	–	1	–	–	–	1	–	1	1	–	–	1	–	–	–	–	–
1012	16	11	8	–	–	–	5	2	1	11	9	7	–	–	–	–	–	–
1013	1	–	–	–	–	–	–	–	–	1	–	–	–	–	–	–	–	–
1031	5	1	–	–	–	–	–	–	–	4	–	–	1	1	–	–	–	–
1033	2	–	–	–	–	–	–	–	–	2	–	–	–	–	–	–	–	–
1041	3	1	1	–	1	–	1	–	–	2	–	1	–	–	–	–	–	–
1042	4	–	–	–	–	–	–	–	–	4	–	–	–	–	–	–	–	–
1052	2	1	1	–	–	–	–	–	1	2	–	–	–	1	–	–	–	–
1053	4	2	1	–	–	–	–	1	–	4	1	1	–	–	–	–	–	–
1061	2	1	–	–	–	–	–	–	–	2	1	–	–	–	–	–	–	–
1062	–	1	–	–	–	–	–	–	–	–	–	–	–	1	–	–	–	–
1066	8	2	4	–	–	–	1	2	4	7	–	–	–	–	–	–	–	–
1069	1	–	3	–	–	–	–	–	1	1	–	1	–	–	1	–	–	–
1071	2	2	1	–	–	–	–	1	–	2	–	–	–	1	1	–	–	–
1072	5	4	4	–	–	–	1	4	4	3	–	–	–	–	–	1	–	–
1081	–	–	4	–	–	–	–	–	4	–	–	–	–	–	–	–	–	–
1091	46	13	7	–	–	–	7	2	4	36	11	2	3	–	1	–	–	–
1092	1	1	–	–	–	–	–	–	–	1	1	–	–	–	–	–	–	–
1094	7	1	1	–	–	–	3	–	1	4	1	–	–	–	–	–	–	–
1099	7	1	1	–	–	–	1	–	1	6	–	–	–	1	–	–	–	–
1111	–	–	3	–	–	–	–	–	–	–	–	3	–	–	–	–	–	–
1113	67	27	20	32	14	5	6	5	9	29	6	4	–	2	2	–	–	–
1121	3	1	1	–	–	–	–	–	–	3	1	1	–	–	–	–	–	–
1122	71	68	50	14	10	10	30	49	38	27	9	1	–	–	1	–	–	–
1220	–	1	–	–	–	–	–	–	–	–	–	–	–	1	–	–	–	–
1311	–	3	–	–	–	–	–	1	–	–	–	–	–	2	–	–	–	–
1312	1	–	–	–	–	–	–	–	–	1	–	–	–	–	–	–	–	–
1351	1	–	–	–	–	–	1	–	–	–	–	–	–	–	–	–	–	–
1354	1	–	–	–	–	–	–	–	–	1	–	–	–	–	–	–	–	–
1411	6	–	–	–	–	–	–	–	–	6	–	–	–	–	–	–	–	–
1412	35	5	2	–	–	–	4	–	1	31	2	1	–	3	–	–	–	–
1413	1	–	–	–	–	–	–	–	–	1	–	–	–	–	–	–	–	–
1414	–	–	1	–	–	–	–	–	–	–	–	1	–	–	–	–	–	–
1422	3	–	–	–	–	–	–	–	–	3	–	–	–	–	–	–	–	–
1510	6	5	4	–	–	–	1	3	4	4	2	–	1	–	–	–	–	–
1521	1	1	1	–	–	–	–	–	–	1	1	1	–	–	–	–	–	–
1531	1	1	–	–	–	–	–	–	–	1	1	–	–	–	–	–	–	–
1532	–	2	–	–	–	–	–	–	–	–	2	–	–	–	–	–	–	–
1533	2	–	–	–	–	–	1	–	–	1	–	–	–	–	–	–	–	–
1610	1	5	2	–	–	–	–	–	1	1	5	1	–	–	–	–	–	–
1622	4	–	2	–	–	–	–	–	1	3	–	–	1	–	1	–	–	–
1721	–	1	–	–	–	–	–	–	–	–	1	–	–	–	–	–	–	–
1731	2	–	2	–	–	–	1	–	–	1	–	2	–	–	–	–	–	–
1733	2	–	–	–	–	–	–	–	–	2	–	–	–	–	–	–	–	–
1741	–	2	–	–	–	–	–	–	–	–	2	–	–	–	–	–	–	–
1749	–	1	3	–	–	–	–	–	–	–	1	3	–	–	–	–	–	–
1811	3	5	2	–	–	–	2	3	2	1	2	–	–	–	–	–	–	–
1812	–	4	2	–	–	–	–	–	–	–	4	2	–	–	–	–	–	–
1813	1	–	2	–	–	–	–	–	1	1	–	1	–	–	–	–	–	–
1910	–	2	3	–	–	–	–	–	–	–	1	3	–	1	–	–	–	–
1921	8	2	14	–	–	–	6	2	12	2	–	2	–	–	–	–	–	–
1931	35	54	44	–	–	–	7	43	38	28	11	4	–	–	2	–	–	–

Capítulo 38 - Piauí

38.1 - Quantidade de acidentes do trabalho liquidados, por consequência, segundo a Classificação Nacional de Atividades Econômicas (CNAE), no estado do Piauí - 2013/2015

(continuação)

CNAE	QUANTIDADE DE ACIDENTES DO TRABALHO LIQUIDADOS																	
	Total			Consequência														
				Assistência Médica			Menos de 15 dias			Mais de 15 dias			Incapacidade Permanente			Óbito		
	2013	2014	2015	2013	2014	2015	2013	2014	2015	2013	2014	2015	2013	2014	2015	2013	2014	2015
2013	1	1	–	–	–	–	1	–	–	–	1	–	–	–	–	–	–	–
2021	–	1	–	–	–	–	–	–	–	–	1	–	–	–	–	–	–	–
2031	–	1	–	–	–	–	–	–	–	–	–	–	–	–	–	–	1	–
2040	–	1	–	–	–	–	–	–	–	–	1	–	–	–	–	–	–	–
2062	6	1	–	–	–	–	–	–	–	6	–	–	–	1	–	–	–	–
2071	2	–	–	–	–	–	–	–	–	2	–	–	–	–	–	–	–	–
2091	–	1	–	–	–	–	–	–	–	–	1	–	–	–	–	–	–	–
2099	1	1	–	–	–	–	–	1	–	1	–	–	–	–	–	–	–	–
2110	1	3	2	–	–	–	1	3	1	–	–	1	–	–	–	–	–	–
2121	2	6	5	–	–	–	1	5	5	1	1	–	–	–	–	–	–	–
2211	–	3	–	–	–	–	–	–	–	–	3	–	–	–	–	–	–	–
2212	2	–	2	–	–	–	1	–	–	1	–	1	–	–	1	–	–	–
2219	1	27	26	–	–	–	–	–	1	–	27	24	1	–	–	–	–	1
2221	–	1	–	–	–	–	–	–	–	–	1	–	–	–	–	–	–	–
2222	8	2	4	–	–	–	–	1	2	7	1	1	1	–	1	–	–	–
2223	1	–	–	–	–	–	–	–	–	1	–	–	–	–	–	–	–	–
2229	9	3	5	–	–	–	2	1	3	6	2	1	1	–	1	–	–	–
2311	1	1	2	–	–	–	1	1	2	–	–	–	–	–	–	–	–	–
2319	–	3	–	–	–	–	–	1	–	–	2	–	–	–	–	–	–	–
2320	24	17	16	1	7	5	20	10	11	2	–	–	–	–	–	1	–	–
2330	24	24	13	–	–	–	9	16	11	14	6	2	1	2	–	–	–	–
2342	84	34	27	–	–	–	22	21	19	60	11	2	2	2	5	–	–	1
2349	1	1	–	–	–	–	–	1	–	1	–	–	–	–	–	–	–	–
2391	6	1	–	–	–	–	2	1	–	4	–	–	–	–	–	–	–	–
2399	–	–	1	–	–	–	–	–	1	–	–	–	–	–	–	–	–	–
2424	16	18	25	–	–	–	8	16	21	8	2	4	–	–	–	–	–	–
2452	–	1	1	–	–	–	–	–	–	–	1	1	–	–	–	–	–	–
2511	3	8	4	–	–	–	–	3	2	3	4	2	–	1	–	–	–	–
2512	12	7	2	–	–	–	–	3	1	10	4	–	2	–	1	–	–	–
2513	–	1	–	–	–	–	–	–	–	–	–	–	–	1	–	–	–	–
2521	–	1	–	–	–	–	–	–	–	–	1	–	–	–	–	–	–	–
2522	–	4	–	–	–	–	–	–	–	–	4	–	–	–	–	–	–	–
2539	1	–	–	–	–	–	–	–	–	–	–	–	1	–	–	–	–	–
2542	3	–	–	–	–	–	1	–	–	2	–	–	–	–	–	–	–	–
2591	1	5	4	1	4	3	–	1	–	–	–	1	–	–	–	–	–	–
2599	9	5	3	–	–	–	1	1	2	7	4	1	1	–	–	–	–	–
2731	2	1	–	–	–	–	–	–	–	2	1	–	–	–	–	–	–	–
2733	7	5	4	–	–	–	–	5	4	6	–	–	1	–	–	–	–	–
2740	–	–	1	–	–	–	–	–	–	–	–	1	–	–	–	–	–	–
2751	1	2	–	–	–	–	–	–	–	1	2	–	–	–	–	–	–	–
2811	1	3	1	–	–	–	1	–	–	–	3	1	–	–	–	–	–	–
2812	–	1	1	–	–	–	–	1	1	–	–	–	–	–	–	–	–	–
2813	–	–	1	–	–	–	–	–	–	–	–	1	–	–	–	–	–	–
2833	1	1	–	–	–	–	–	–	–	1	1	–	–	–	–	–	–	–
2869	1	–	–	–	–	–	–	–	–	1	–	–	–	–	–	–	–	–
2910	–	1	–	–	–	–	–	1	–	–	–	–	–	–	–	–	–	–
2930	5	3	1	–	–	–	–	–	1	5	2	–	–	1	–	–	–	–
2949	1	–	–	–	–	–	–	–	–	–	–	–	1	–	–	–	–	–
3011	1	–	–	–	–	–	–	–	–	1	–	–	–	–	–	–	–	–
3092	11	8	5	–	–	–	1	4	4	10	4	–	–	–	–	–	–	1
3101	10	2	2	–	–	–	1	1	–	9	–	2	–	1	–	–	–	–
3102	8	–	1	–	–	–	1	–	–	7	–	–	–	–	1	–	–	–
3104	11	4	5	–	–	1	3	–	3	6	4	1	2	–	–	–	–	–
3230	–	10	5	–	–	–	–	–	–	–	10	5	–	–	–	–	–	–
3240	–	–	1	–	–	–	–	–	–	–	–	1	–	–	–	–	–	–
3250	1	–	–	–	–	–	–	–	–	1	–	–	–	–	–	–	–	–
3291	1	3	7	–	–	–	–	–	–	1	3	7	–	–	–	–	–	–
3299	6	3	–	–	–	–	3	2	–	3	1	–	–	–	–	–	–	–
3313	1	–	–	–	–	–	–	–	–	1	–	–	–	–	–	–	–	–
3314	2	–	–	–	–	–	–	–	–	1	–	–	1	–	–	–	–	–
3329	1	1	3	–	–	–	–	–	2	1	1	1	–	–	–	–	–	–
3511	8	6	3	–	2	1	5	2	1	3	1	1	–	–	–	–	1	–
3512	14	19	35	1	7	5	4	10	29	7	1	–	–	–	–	2	1	1
3514	–	1	–	–	–	–	–	–	–	–	–	–	–	1	–	–	–	–
3600	11	4	10	–	1	–	5	3	7	5	–	1	1	–	2	–	–	–
3702	3	–	–	–	–	–	–	–	–	3	–	–	–	–	–	–	–	–
3811	100	57	21	2	1	–	44	45	19	49	10	1	5	1	1	–	–	–
3821	–	1	–	–	–	–	–	1	–	–	–	–	–	–	–	–	–	–
3839	1	–	–	–	–	–	–	–	–	1	–	–	–	–	–	–	–	–
4110	41	17	4	–	–	–	12	11	3	28	6	–	1	–	1	–	–	–
4120	590	280	186	4	4	5	153	174	151	414	74	10	14	25	18	5	3	2
4211	37	29	15	–	–	1	16	17	9	19	9	1	2	2	4	–	1	–
4212	14	3	3	–	–	–	1	–	–	13	1	1	–	2	2	–	–	–
4221	67	45	48	1	1	–	16	17	21	45	23	26	4	3	1	1	1	–
4222	4	2	1	–	–	–	1	1	–	2	–	–	1	1	1	–	–	–
4223	–	–	1	–	–	–	–	–	–	–	–	1	–	–	–	–	–	–
4292	15	5	1	–	–	–	–	2	1	14	1	–	1	2	–	–	–	–
4299	9	10	16	–	–	3	3	8	9	5	1	3	1	1	1	–	–	–
4311	1	–	–	–	–	–	–	–	–	1	–	–	–	–	–	–	–	–

Capítulo 38 - Piauí

38.1 - Quantidade de acidentes do trabalho liquidados, por consequência, segundo a Classificação Nacional de Atividades Econômicas (CNAE), no estado do Piauí - 2013/2015

(continuação)

CNAE	QUANTIDADE DE ACIDENTES DO TRABALHO LIQUIDADOS																	
	Total			Consequência														
				Assistência Médica			Menos de 15 dias			Mais de 15 dias			Incapacidade Permanente			Óbito		
	2013	2014	2015	2013	2014	2015	2013	2014	2015	2013	2014	2015	2013	2014	2015	2013	2014	2015
4312	–	–	2	–	–	–	–	–	2	–	–	–	–	–	–	–	–	–
4313	8	1	2	–	–	–	1	–	1	6	–	–	–	1	1	1	–	–
4319	–	–	2	–	–	–	–	–	2	–	–	–	–	–	–	–	–	–
4321	54	26	17	1	–	1	28	18	13	22	7	–	1	1	3	2	–	–
4322	14	2	3	–	–	–	1	2	3	13	–	–	–	–	–	–	–	–
4329	3	–	1	–	–	–	–	–	1	3	–	–	–	–	–	–	–	–
4330	19	3	3	–	–	–	3	1	1	16	–	–	–	2	2	–	–	–
4391	5	3	1	1	–	–	1	2	–	3	–	–	–	1	1	–	–	–
4399	23	4	2	–	–	–	1	1	2	22	2	–	–	1	–	–	–	–
4511	19	9	4	–	–	–	4	7	3	14	2	1	1	–	–	–	–	–
4512	–	4	–	–	–	–	–	–	–	–	4	–	–	–	–	–	–	–
4520	16	2	1	–	–	–	2	1	1	12	–	–	2	1	–	–	–	–
4530	27	6	16	–	1	2	3	5	13	23	–	–	–	–	–	1	–	1
4541	23	8	9	–	–	–	5	4	7	16	4	2	2	–	–	–	–	–
4543	–	1	–	–	–	–	–	–	–	–	1	–	–	–	–	–	–	–
4617	1	–	2	–	–	–	–	–	2	1	–	–	–	–	–	–	–	–
4618	2	1	–	–	–	–	–	–	–	2	1	–	–	–	–	–	–	–
4619	1	2	–	–	–	–	–	1	–	1	1	–	–	–	–	–	–	–
4622	1	–	–	–	–	–	–	–	–	1	–	–	–	–	–	–	–	–
4631	1	–	–	–	–	–	–	–	–	1	–	–	–	–	–	–	–	–
4632	3	1	1	–	–	–	2	–	1	1	1	–	–	–	–	–	–	–
4633	7	3	4	–	–	–	1	1	3	5	2	1	–	–	–	1	–	–
4634	3	2	–	–	–	–	–	2	–	3	–	–	–	–	–	–	–	–
4635	56	16	23	1	–	–	17	9	21	37	6	1	1	1	1	–	–	–
4636	1	–	1	–	–	–	1	–	1	–	–	–	–	–	–	–	–	–
4637	10	4	1	–	–	–	2	2	1	8	2	–	–	–	–	–	–	–
4639	17	9	10	–	–	–	3	8	10	14	–	–	–	–	–	–	1	–
4641	1	1	1	–	–	–	–	1	1	1	–	–	–	–	–	–	–	–
4643	1	–	1	–	–	–	–	–	1	1	–	–	–	–	–	–	–	–
4644	8	1	1	–	–	–	1	–	1	7	–	–	–	1	–	–	–	–
4645	1	–	–	–	–	–	–	–	–	1	–	–	–	–	–	–	–	–
4646	1	1	2	–	–	–	–	1	1	1	–	1	–	–	–	–	–	–
4647	1	–	1	–	–	–	–	–	1	1	–	–	–	–	–	–	–	–
4649	4	6	2	–	–	–	–	4	2	3	1	–	1	–	–	–	1	–
4661	5	2	1	–	–	–	2	1	1	3	–	–	–	1	–	–	–	–
4662	4	2	–	–	1	–	4	1	–	–	–	–	–	–	–	–	–	–
4669	–	1	–	–	–	–	–	1	–	–	–	–	–	–	–	–	–	–
4671	1	1	–	–	–	–	–	1	–	1	–	–	–	–	–	–	–	–
4674	1	–	–	–	–	–	–	–	–	1	–	–	–	–	–	–	–	–
4679	3	4	1	–	–	–	1	1	1	1	1	–	–	1	–	1	1	–
4681	6	1	2	–	–	–	1	1	1	5	–	–	–	–	1	–	–	–
4682	2	1	1	–	–	–	–	–	1	2	–	–	–	1	–	–	–	–
4683	–	2	–	–	–	–	–	2	–	–	–	–	–	–	–	–	–	–
4687	1	–	1	–	–	–	–	–	1	1	–	–	–	–	–	–	–	–
4689	3	–	–	–	–	–	1	–	–	2	–	–	–	–	–	–	–	–
4691	15	9	5	–	–	–	–	2	3	15	7	–	–	–	1	–	–	1
4692	1	1	1	–	–	–	–	1	1	1	–	–	–	–	–	–	–	–
4693	49	17	31	–	1	–	14	8	26	34	5	2	–	3	2	1	–	1
4711	101	34	37	1	–	1	16	13	32	82	18	3	1	2	1	1	1	–
4712	27	2	2	–	–	1	1	–	1	26	–	–	–	2	–	–	–	–
4713	23	9	11	–	–	–	5	5	10	16	3	–	2	1	1	–	–	–
4721	3	–	1	–	–	–	–	–	1	3	–	–	–	–	–	–	–	–
4722	5	1	–	–	–	–	–	1	–	5	–	–	–	–	–	–	–	–
4723	7	7	11	–	–	–	1	2	10	5	4	–	1	–	1	–	1	–
4724	6	3	–	–	–	–	–	2	–	6	–	–	–	–	–	–	1	–
4729	1	–	–	–	–	–	–	–	–	1	–	–	–	–	–	–	–	–
4731	22	6	7	–	–	–	2	2	6	19	2	–	–	2	1	1	–	–
4732	1	–	–	–	–	–	–	–	–	1	–	–	–	–	–	–	–	–
4741	1	–	–	–	–	–	–	–	–	1	–	–	–	–	–	–	–	–
4742	5	–	–	–	–	–	1	–	–	4	–	–	–	–	–	–	–	–
4743	–	1	2	–	–	–	–	1	2	–	–	–	–	–	–	–	–	–

Capítulo 38 - Piauí

38.1 - Quantidade de acidentes do trabalho liquidados, por consequência, segundo a Classificação Nacional de Atividades Econômicas (CNAE), no estado do Piauí - 2013/2015

(continuação)

CNAE	QUANTIDADE DE ACIDENTES DO TRABALHO LIQUIDADOS																	
	Total			Consequência														
				Assistência Médica			Menos de 15 dias			Mais de 15 dias			Incapacidade Permanente			Óbito		
	2013	2014	2015	2013	2014	2015	2013	2014	2015	2013	2014	2015	2013	2014	2015	2013	2014	2015
4744	76	10	19	–	–	–	9	4	11	64	5	3	2	1	2	1	–	3
4751	6	–	1	–	–	–	–	–	1	6	–	–	–	–	–	–	–	–
4752	4	1	–	–	–	–	–	1	–	4	–	–	–	–	–	–	–	–
4753	5	4	4	–	–	–	1	4	3	4	–	1	–	–	–	–	–	–
4754	30	21	13	–	–	–	13	19	10	16	2	3	1	–	–	–	–	–
4755	15	1	4	–	–	–	1	1	2	14	–	2	–	–	–	–	–	–
4756	–	–	1	–	–	–	–	–	–	–	–	1	–	–	–	–	–	–
4757	1	1	3	–	–	–	–	–	2	1	–	–	–	1	1	–	–	–
4759	9	2	–	–	–	–	–	–	–	6	1	–	3	1	–	–	–	–
4761	4	–	–	–	–	–	–	–	–	4	–	–	–	–	–	–	–	–
4763	4	2	1	–	–	–	–	1	1	4	–	–	–	1	–	–	–	–
4771	12	1	5	–	–	–	–	1	4	12	–	1	–	–	–	–	–	–
4772	6	2	–	–	–	–	–	1	–	6	1	–	–	–	–	–	–	–
4773	1	–	–	–	–	–	–	–	–	1	–	–	–	–	–	–	–	–
4774	4	1	1	–	–	–	–	–	1	4	1	–	–	–	–	–	–	–
4781	26	17	17	–	2	–	10	8	16	15	6	1	1	1	–	–	–	–
4782	4	3	1	–	–	1	–	2	–	3	–	–	1	1	–	–	–	–
4783	1	–	1	–	–	–	–	–	–	1	–	1	–	–	–	–	–	–
4784	15	3	3	–	–	–	2	–	2	11	1	1	2	2	–	–	–	–
4785	1	–	–	–	–	–	–	–	–	–	–	–	1	–	–	–	–	–
4789	14	1	3	–	–	–	4	–	2	10	–	–	–	1	–	–	–	1
4911	4	2	5	–	–	–	1	2	2	3	–	1	–	–	1	–	–	1
4912	1	–	–	–	–	–	–	–	–	–	–	–	1	–	–	–	–	–
4921	80	26	25	–	–	1	9	14	18	66	5	2	5	5	4	–	2	–
4922	31	8	12	1	1	2	4	4	5	24	1	1	2	2	4	–	–	–
4923	1	–	–	–	–	–	–	–	–	1	–	–	–	–	–	–	–	–
4924	1	–	–	–	–	–	–	–	–	1	–	–	–	–	–	–	–	–
4929	3	1	2	–	–	–	1	–	1	1	–	–	–	1	1	1	–	–
4930	31	32	26	1	–	–	6	17	20	22	8	4	2	5	1	–	2	1
5011	1	–	–	–	–	–	–	–	–	1	–	–	–	–	–	–	–	–
5030	1	–	2	–	–	–	–	–	–	1	–	2	–	–	–	–	–	–
5091	2	–	–	–	–	–	–	–	–	2	–	–	–	–	–	–	–	–
5111	5	13	17	–	–	–	4	–	2	1	13	15	–	–	–	–	–	–
5112	–	1	–	–	–	–	–	–	–	–	1	–	–	–	–	–	–	–
5211	3	3	4	–	–	–	2	–	3	1	3	1	–	–	–	–	–	–
5212	4	6	8	1	–	–	–	–	1	3	5	5	–	1	2	–	–	–
5221	–	1	–	–	–	–	–	–	–	–	1	–	–	–	–	–	–	–
5223	–	1	–	–	–	–	–	–	–	–	1	–	–	–	–	–	–	–
5229	2	3	4	–	–	–	–	1	1	2	–	2	–	2	–	–	–	1
5240	5	6	1	1	1	–	1	3	1	2	2	–	1	–	–	–	–	–
5250	10	2	–	–	–	–	4	2	–	5	–	–	–	–	–	1	–	–
5310	310	151	106	29	24	21	229	115	77	50	10	4	2	1	4	–	1	–
5320	4	–	–	–	–	–	–	–	–	4	–	–	–	–	–	–	–	–
5510	19	7	3	1	–	–	3	2	3	14	5	–	1	–	–	–	–	–
5611	69	21	10	–	–	1	1	13	5	64	5	2	4	3	2	–	–	–
5620	2	2	2	–	–	–	1	1	2	1	1	–	–	–	–	–	–	–
5811	1	–	–	–	–	–	–	–	–	1	–	–	–	–	–	–	–	–
5812	1	–	–	–	–	–	–	–	–	–	–	–	1	–	–	–	–	–
5819	–	–	1	–	–	–	–	–	–	–	–	–	–	–	1	–	–	–
5822	1	–	–	–	–	–	–	–	–	1	–	–	–	–	–	–	–	–
5829	4	–	–	–	–	–	–	–	–	4	–	–	–	–	–	–	–	–
5911	1	1	–	–	–	–	–	–	–	1	1	–	–	–	–	–	–	–
5913	1	–	–	–	–	–	–	–	–	1	–	–	–	–	–	–	–	–
6010	2	–	–	–	–	–	–	–	–	2	–	–	–	–	–	–	–	–
6021	3	3	–	–	–	–	–	2	–	3	1	–	–	–	–	–	–	–
6022	1	–	–	–	–	–	–	–	–	1	–	–	–	–	–	–	–	–
6110	–	1	2	–	–	–	–	1	1	–	–	–	–	–	1	–	–	–
6120	1	1	–	–	–	–	–	–	–	1	1	–	–	–	–	–	–	–
6190	1	3	1	–	1	–	–	1	1	1	1	–	–	–	–	–	–	–
6201	–	5	3	–	–	–	–	–	1	–	5	2	–	–	–	–	–	–
6204	1	–	–	–	–	–	1	–	–	–	–	–	–	–	–	–	–	–
6311	–	–	3	–	–	–	–	–	2	–	–	1	–	–	–	–	–	–
6421	17	2	3	–	1	–	4	1	2	13	–	1	–	–	–	–	–	–
6422	36	14	8	1	–	–	6	11	6	27	2	–	1	1	2	1	–	–
6423	3	3	5	–	–	–	–	2	4	–	–	–	3	1	1	–	–	–
6436	5	1	–	–	–	–	1	–	–	4	1	–	–	–	–	–	–	–
6462	1	–	–	–	–	–	1	–	–	–	–	–	–	–	–	–	–	–
6493	–	1	–	–	–	–	–	1	–	–	–	–	–	–	–	–	–	–
6499	2	2	–	–	–	–	–	1	–	2	1	–	–	–	–	–	–	–
6550	7	10	3	–	1	–	2	7	3	5	2	–	–	–	–	–	–	–
6613	–	1	–	–	–	–	–	–	–	–	1	–	–	–	–	–	–	–
6630	–	1	–	–	–	–	–	–	–	–	1	–	–	–	–	–	–	–
6810	3	2	–	–	–	–	1	–	–	2	1	–	–	1	–	–	–	–
6821	1	–	–	–	–	–	–	–	–	1	–	–	–	–	–	–	–	–
6822	2	15	12	–	–	–	2	15	11	–	–	1	–	–	–	–	–	–
6911	1	–	–	–	–	–	–	–	–	1	–	–	–	–	–	–	–	–
6920	4	1	1	–	–	–	1	–	1	3	1	–	–	–	–	–	–	–
7010	–	1	–	–	–	–	–	–	–	–	1	–	–	–	–	–	–	–
7020	4	–	–	–	–	–	1	–	–	3	–	–	–	–	–	–	–	–

Capítulo 38 - Piauí

38.1 - Quantidade de acidentes do trabalho liquidados, por consequência, segundo a Classificação Nacional de Atividades Econômicas (CNAE), no estado do Piauí - 2013/2015

(conclusão)

CNAE	QUANTIDADE DE ACIDENTES DO TRABALHO LIQUIDADOS																	
	Total			Consequência														
				Assistência Médica			Menos de 15 dias			Mais de 15 dias			Incapacidade Permanente			Óbito		
	2013	2014	2015	2013	2014	2015	2013	2014	2015	2013	2014	2015	2013	2014	2015	2013	2014	2015
7111	2	–	–	–	–	–	–	–	–	2	–	–	–	–	–	–	–	–
7112	31	12	17	–	1	1	11	9	14	17	2	2	2	–	–	1	–	–
7119	7	2	2	1	–	–	2	2	1	4	–	1	–	–	–	–	–	–
7210	6	4	10	–	–	2	4	4	8	2	–	–	–	–	–	–	–	–
7311	1	–	1	–	–	–	–	–	–	1	–	1	–	–	–	–	–	–
7312	2	–	–	–	–	–	–	–	–	2	–	–	–	–	–	–	–	–
7319	–	1	1	–	–	–	–	–	–	–	1	1	–	–	–	–	–	–
7320	–	1	1	–	–	–	–	–	1	–	1	–	–	–	–	–	–	–
7420	1	3	3	–	–	–	–	1	–	1	2	3	–	–	–	–	–	–
7490	2	2	1	–	–	–	–	1	–	2	–	1	–	1	–	–	–	–
7711	1	–	3	–	–	–	–	–	1	1	–	2	–	–	–	–	–	–
7732	4	3	1	–	–	–	1	1	1	3	2	–	–	–	–	–	–	–
7733	–	–	1	–	–	–	–	–	–	–	–	1	–	–	–	–	–	–
7739	1	–	2	–	–	1	1	–	1	–	–	–	–	–	–	–	–	–
7740	1	–	–	–	–	–	–	–	–	1	–	–	–	–	–	–	–	–
7810	19	7	5	–	–	–	1	5	5	18	2	–	–	–	–	–	–	–
7820	6	5	2	–	–	–	3	5	2	3	–	–	–	–	–	–	–	–
7830	4	1	–	–	–	–	–	–	–	4	–	–	–	1	–	–	–	–
7911	3	1	–	–	–	–	–	–	–	3	–	–	–	1	–	–	–	–
8011	53	29	26	–	1	–	27	19	20	24	7	5	–	1	1	2	1	–
8012	18	8	3	1	–	–	7	1	1	9	7	2	1	–	–	–	–	–
8020	9	3	4	–	–	–	–	2	4	9	1	–	–	–	–	–	–	–
8030	–	4	7	–	–	–	–	–	–	–	4	7	–	–	–	–	–	–
8111	1	1	–	–	–	–	–	–	–	1	–	–	–	1	–	–	–	–
8112	7	2	2	–	–	–	1	1	1	6	–	1	–	1	–	–	–	–
8121	103	23	18	–	–	–	27	14	12	73	7	2	2	2	4	1	–	–
8122	3	1	–	–	–	–	–	–	–	3	1	–	–	–	–	–	–	–
8129	1	1	–	–	–	–	–	–	–	–	1	–	1	–	–	–	–	–
8130	–	3	3	–	–	–	–	–	–	–	3	3	–	–	–	–	–	–
8211	8	4	3	1	–	–	3	1	1	4	3	2	–	–	–	–	–	–
8219	1	2	–	–	–	–	–	1	–	1	–	–	–	1	–	–	–	–
8220	9	28	56	–	–	3	3	20	50	6	8	2	–	–	–	–	–	1
8230	2	–	–	–	–	–	–	–	–	2	–	–	–	–	–	–	–	–
8291	5	2	1	–	–	–	–	1	1	5	1	–	–	–	–	–	–	–
8292	3	–	–	–	–	–	–	–	–	3	–	–	–	–	–	–	–	–
8299	9	12	6	–	–	–	–	9	4	9	3	2	–	–	–	–	–	–
8411	131	19	12	–	–	–	11	12	8	107	3	–	13	4	4	–	–	–
8412	2	–	–	–	–	–	–	–	–	2	–	–	–	–	–	–	–	–
8413	–	–	1	–	–	–	–	–	1	–	–	–	–	–	–	–	–	–
8423	1	–	–	–	–	–	1	–	–	–	–	–	–	–	–	–	–	–
8424	–	1	–	–	–	–	–	–	–	–	–	–	–	1	–	–	–	–
8430	2	–	–	–	–	–	1	–	–	1	–	–	–	–	–	–	–	–
8511	1	51	43	–	–	–	–	–	1	1	51	42	–	–	–	–	–	–
8512	6	1	1	–	–	–	1	1	1	5	–	–	–	–	–	–	–	–
8513	36	5	3	–	–	–	2	2	3	31	3	–	3	–	–	–	–	–
8520	5	–	4	–	–	–	–	–	3	5	–	–	–	–	–	–	–	1
8531	13	21	22	–	–	1	–	1	3	13	20	18	–	–	–	–	–	–
8532	2	5	1	–	–	–	1	2	1	1	3	–	–	–	–	–	–	–
8593	1	–	–	–	–	–	–	–	–	1	–	–	–	–	–	–	–	–
8599	10	3	4	–	–	–	2	1	3	8	1	1	–	–	–	–	1	–
8610	145	103	108	14	23	31	87	75	76	44	2	–	–	2	1	–	1	–
8630	3	2	–	–	–	–	–	1	–	2	1	–	1	–	–	–	–	–
8640	22	6	26	7	1	7	4	4	19	11	1	–	–	–	–	–	–	–
8650	1	1	–	–	–	–	–	1	–	1	–	–	–	–	–	–	–	–
8660	6	32	50	1	22	41	3	9	9	2	1	–	–	–	–	–	–	–
8690	4	1	–	–	–	–	–	1	–	4	–	–	–	–	–	–	–	–
8711	2	–	–	–	–	–	–	–	–	2	–	–	–	–	–	–	–	–
8712	1	–	–	–	–	–	–	–	–	1	–	–	–	–	–	–	–	–
8730	1	–	1	–	–	–	–	–	–	1	–	–	–	–	1	–	–	–
8800	4	–	–	–	–	–	–	–	–	4	–	–	–	–	–	–	–	–
9001	1	–	–	–	–	–	1	–	–	–	–	–	–	–	–	–	–	–
9102	1	–	–	–	–	–	–	–	–	1	–	–	–	–	–	–	–	–
9312	1	–	–	–	–	–	–	–	–	1	–	–	–	–	–	–	–	–
9313	2	–	1	–	–	–	–	–	1	2	–	–	–	–	–	–	–	–
9329	–	–	2	–	–	–	–	–	1	–	–	–	–	–	–	–	–	1
9420	2	–	–	–	–	–	–	–	–	1	–	–	1	–	–	–	–	–
9430	11	2	–	–	–	–	3	1	–	6	–	–	2	1	–	–	–	–
9491	3	–	1	–	–	–	1	–	1	2	–	–	–	–	–	–	–	–
9499	6	8	12	1	–	–	2	4	12	3	4	–	–	–	–	–	–	–
9511	2	2	–	–	–	–	–	1	–	2	1	–	–	–	–	–	–	–
9512	–	–	2	–	–	–	–	–	2	–	–	–	–	–	–	–	–	–
9521	4	–	–	–	–	–	–	–	–	3	–	–	1	–	–	–	–	–
9529	1	–	–	–	–	–	–	–	–	1	–	–	–	–	–	–	–	–
9601	1	–	–	–	–	–	–	–	–	1	–	–	–	–	–	–	–	–
9602	4	1	–	–	–	–	–	–	–	4	1	–	–	–	–	–	–	–
9603	6	–	–	–	–	–	2	–	–	4	–	–	–	–	–	–	–	–
Ignorado	572	2.531	2.038	–	–	–	5	1	6	496	2.465	1.999	71	65	33	–	–	–

Fonte: DATAPREV, CAT, SUB.
Nota: Os dados são preliminares, estando sujeitos a correções.

Capítulo 38 - Piauí

38.2 - Quantidade mensal de acidentes do trabalho liquidados, por consequência, no estado do Piauí - 2013/2015

MESES	QUANTIDADE DE ACIDENTES DO TRABALHO LIQUIDADOS																	
	Total			Consequência														
				Assistência Médica			Menos de 15 dias			Mais de 15 dias			Incapacidade Permanente			Óbito		
	2013	2014	2015	2013	2014	2015	2013	2014	2015	2013	2014	2015	2013	2014	2015	2013	2014	2015
TOTAL	**4.613**	**4.638**	**3.926**	**124**	**140**	**160**	**1.135**	**1.137**	**1.250**	**3.125**	**3.139**	**2.355**	**202**	**200**	**141**	**27**	**22**	**20**
Janeiro	331	348	346	18	7	12	89	82	83	202	245	238	20	12	12	2	2	1
Fevereiro	278	382	322	9	8	11	57	78	89	198	278	204	11	16	18	3	2	–
Março	339	371	348	22	10	12	59	96	102	242	240	217	15	24	15	1	1	2
Abril	411	381	321	11	13	12	102	109	102	273	237	194	24	20	11	1	2	2
Maio	406	386	346	10	18	11	93	106	111	284	245	203	17	14	19	2	3	2
Junho	432	353	327	8	9	11	90	73	110	315	262	182	17	8	21	2	1	3
Julho	374	409	360	8	20	19	82	97	110	276	276	219	8	16	9	–	–	3
Agosto	384	416	316	9	10	13	79	97	110	268	288	182	23	19	11	5	2	–
Setembro	407	432	333	7	10	20	97	108	116	280	297	191	20	15	4	3	2	2
Outubro	476	451	315	6	14	9	141	114	104	300	305	194	24	16	6	5	2	2
Novembro	455	364	300	12	8	13	169	86	99	260	240	176	13	29	10	1	1	2
Dezembro	320	345	292	4	13	17	77	91	114	227	226	155	10	11	5	2	4	1

Fonte: DATAPREV, CAT, SUB.
Nota: Os dados são preliminares, estando sujeitos a correções.

DISTRIBUIÇÃO DE ACIDENTES DO TRABALHO LIQUIDADOS, POR CONSEQUÊNCIA, NO ESTADO DO PIAUÍ - 2015

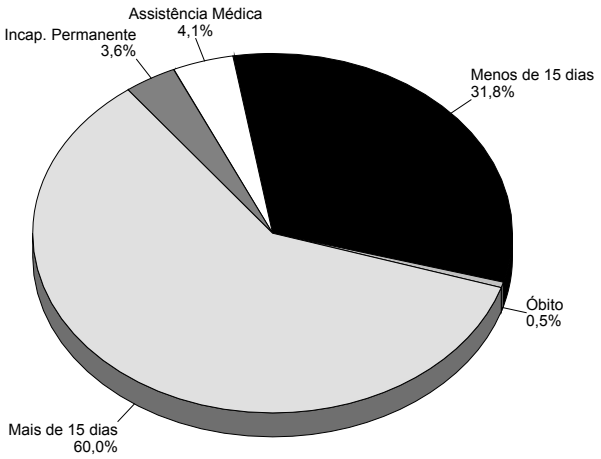

Fonte: DATAPREV, CAT, SUB.

Capítulo 39 - Ceará

39.1 - Quantidade de acidentes do trabalho liquidados, por consequência, segundo a Classificação Nacional de Atividades Econômicas (CNAE), no estado do Ceará - 2013/2015

(continua)

CNAE	QUANTIDADE DE ACIDENTES DO TRABALHO LIQUIDADOS																	
	Total			Consequência														
				Assistência Médica			Menos de 15 dias			Mais de 15 dias			Incapacidade Permanente			Óbito		
	2013	2014	2015	2013	2014	2015	2013	2014	2015	2013	2014	2015	2013	2014	2015	2013	2014	2015
TOTAL	**13.963**	**13.766**	**11.947**	**988**	**1.152**	**1.177**	**5.803**	**5.994**	**6.990**	**6.785**	**6.271**	**3.508**	**316**	**289**	**221**	**71**	**60**	**51**
0111	–	28	26	–	–	–	–	–	–	–	28	26	–	–	–	–	–	–
0113	6	8	2	–	–	–	2	3	1	3	4	–	1	1	1	–	–	–
0114	–	1	–	–	–	–	–	–	–	–	1	–	–	–	–	–	–	–
0115	2	–	–	–	–	–	–	–	–	1	–	–	1	–	–	–	–	–
0119	63	32	51	–	–	–	43	26	44	20	6	6	–	–	–	–	–	1
0121	2	3	4	–	–	–	–	–	1	2	3	3	–	–	–	–	–	–
0122	10	3	2	–	–	–	4	2	1	4	1	1	–	–	–	2	–	–
0131	1	–	–	–	–	–	–	–	–	1	–	–	–	–	–	–	–	–
0133	171	156	104	2	–	–	133	138	99	34	15	4	2	2	1	–	1	–
0139	3	5	3	–	–	–	1	–	–	2	5	3	–	–	–	–	–	–
0141	–	2	–	–	–	–	–	1	–	–	1	–	–	–	–	–	–	–
0142	–	1	–	–	–	–	–	–	–	–	1	–	–	–	–	–	–	–
0151	6	8	3	–	–	–	–	3	2	6	5	–	–	–	1	–	–	–
0153	–	–	1	–	–	–	–	–	1	–	–	–	–	–	–	–	–	–
0154	2	1	–	–	–	–	1	1	–	1	–	–	–	–	–	–	–	–
0155	122	84	74	2	1	4	82	62	58	36	17	10	1	4	2	1	–	–
0159	5	4	2	1	–	–	4	3	2	–	1	–	–	–	–	–	–	–
0161	6	5	6	–	–	–	1	2	4	5	3	1	–	–	–	–	–	1
0162	–	1	–	–	–	–	–	–	–	–	–	–	–	1	–	–	–	–
0210	–	–	1	–	–	–	–	–	–	–	–	–	–	–	1	–	–	–
0311	8	2	22	–	–	2	3	–	16	5	2	4	–	–	–	–	–	–
0321	30	18	12	–	–	–	15	13	11	13	5	1	–	–	–	2	–	–
0322	4	1	2	–	–	–	–	1	1	4	–	1	–	–	–	–	–	–
0600	6	13	13	3	12	10	1	1	2	1	–	–	1	–	–	–	–	1
0710	–	–	2	–	–	–	–	–	2	–	–	–	–	–	–	–	–	–
0810	46	24	27	1	–	–	16	15	23	24	8	2	3	1	1	2	–	1
0891	3	–	–	–	–	–	–	–	–	3	–	–	–	–	–	–	–	–
0892	4	1	1	–	–	–	–	–	1	4	1	–	–	–	–	–	–	–
0893	–	2	–	–	–	–	–	1	–	–	1	–	–	–	–	–	–	–
0899	3	3	2	–	–	–	1	2	1	2	1	1	–	–	–	–	–	–
0910	–	2	4	–	1	3	–	1	–	–	–	–	–	–	1	–	–	–
1011	1	–	–	–	–	–	–	–	–	–	–	–	1	–	–	–	–	–
1012	72	38	39	5	1	1	59	12	24	8	24	14	–	1	–	–	–	–
1013	45	30	20	2	–	1	36	17	17	7	13	2	–	–	–	–	–	–
1020	7	3	12	–	–	–	–	1	11	7	1	1	–	1	–	–	–	–
1031	75	42	36	1	1	5	28	26	26	42	13	2	4	1	–	–	1	3
1033	33	23	13	–	–	–	26	21	11	5	2	2	2	–	–	–	–	–
1041	1	1	1	–	–	–	–	–	–	1	1	–	–	–	1	–	–	–
1043	15	19	23	2	4	3	13	15	17	–	–	2	–	–	–	–	–	1
1051	5	7	17	–	–	–	–	5	15	5	2	2	–	–	–	–	–	–
1052	10	16	19	1	–	1	5	9	13	3	7	3	–	–	2	1	–	–
1053	10	11	5	–	1	–	7	6	4	2	4	1	1	–	–	–	–	–
1061	2	1	–	–	–	–	–	–	–	2	1	–	–	–	–	–	–	–
1062	14	40	38	1	3	5	10	32	30	3	5	3	–	–	–	–	–	–
1064	1	–	–	–	–	–	–	–	–	1	–	–	–	–	–	–	–	–
1066	39	36	35	–	–	–	17	28	33	20	8	2	2	–	–	–	–	–
1069	33	12	13	–	–	–	19	9	12	14	3	1	–	–	–	–	–	–
1081	36	35	25	1	1	1	30	29	24	5	5	–	–	–	–	–	–	–
1091	53	37	32	–	–	–	11	16	15	39	20	14	2	1	3	1	–	–
1092	7	5	13	–	2	–	2	3	10	5	–	3	–	–	–	–	–	–
1094	124	171	164	–	8	10	80	133	140	42	28	13	2	1	1	–	1	–
1095	2	3	2	–	–	–	–	2	1	2	1	–	–	–	1	–	–	–
1096	12	5	4	–	–	–	7	5	4	5	–	–	–	–	–	–	–	–
1099	67	37	33	2	3	1	40	26	29	24	6	3	1	2	–	–	–	–
1111	43	16	21	1	2	–	28	9	11	14	4	10	–	1	–	–	–	–
1113	34	21	31	16	5	6	15	12	24	3	4	1	–	–	–	–	–	–
1121	22	17	17	–	–	–	8	7	13	14	10	3	–	–	1	–	–	–
1122	76	109	97	4	4	4	44	90	81	25	13	10	2	1	1	1	1	1
1311	45	21	17	–	–	–	23	14	14	19	6	2	3	–	1	–	1	–
1312	1	1	1	–	–	–	–	1	–	1	–	1	–	–	–	–	–	–
1321	49	56	55	2	3	3	28	40	50	19	11	2	–	1	–	–	1	–
1322	10	13	12	–	1	–	8	10	12	2	2	–	–	–	–	–	–	–
1323	7	2	4	–	–	1	4	–	2	2	2	1	1	–	–	–	–	–
1330	50	38	37	2	2	–	42	25	34	5	9	1	1	1	–	–	1	2
1340	4	2	–	1	–	–	1	–	–	2	2	–	–	–	–	–	–	–
1351	10	8	6	–	–	–	3	4	3	7	4	–	–	–	3	–	–	–
1354	16	29	20	–	1	1	8	21	17	8	7	2	–	–	–	–	–	–
1359	30	25	9	–	–	–	19	18	9	10	6	–	1	1	–	–	–	–
1411	65	36	30	1	–	–	17	23	27	46	12	3	1	1	–	–	–	–
1412	338	232	221	1	–	52	198	194	158	134	34	11	5	4	–	–	–	–
1413	2	4	3	–	–	–	–	–	3	2	3	–	–	1	–	–	–	–
1414	2	3	1	–	–	–	–	–	1	–	3	–	2	–	–	–	–	–
1422	4	2	–	–	1	–	1	1	–	3	–	–	–	–	–	–	–	–
1510	81	47	31	1	1	1	37	35	24	41	11	4	2	–	2	–	–	–
1521	4	1	3	–	–	–	–	–	2	4	1	1	–	–	–	–	–	–
1531	421	405	404	46	103	80	186	261	306	186	37	16	2	3	–	1	1	2
1532	5	9	14	–	–	–	2	6	12	3	3	2	–	–	–	–	–	–
1533	1.141	427	136	5	1	3	585	354	120	539	62	9	8	8	2	4	2	2
1539	33	16	15	–	–	–	13	7	12	18	6	2	2	3	1	–	–	–
1540	20	13	11	–	–	–	8	7	7	12	6	3	–	–	1	–	–	–
1610	5	8	4	–	–	–	–	1	2	5	5	2	–	2	–	–	–	–
1622	18	10	6	–	–	–	1	3	3	16	6	2	1	1	1	–	–	–
1623	2	–	–	–	–	–	1	–	–	1	–	–	–	–	–	–	–	–

Capítulo 39 - Ceará

39.1 - Quantidade de acidentes do trabalho liquidados, por consequência, segundo a Classificação Nacional de Atividades Econômicas (CNAE), no estado do Ceará - 2013/2015

(continuação)

CNAE	QUANTIDADE DE ACIDENTES DO TRABALHO LIQUIDADOS																	
	Total			Consequência														
				Assistência Médica			Menos de 15 dias			Mais de 15 dias			Incapacidade Permanente			Óbito		
	2013	2014	2015	2013	2014	2015	2013	2014	2015	2013	2014	2015	2013	2014	2015	2013	2014	2015
1629	5	1	3	–	–	–	1	1	2	4	–	1	–	–	–	–	–	–
1721	6	2	4	–	–	–	2	–	2	2	2	2	1	–	–	1	–	–
1731	50	49	22	3	–	–	29	35	19	18	13	1	–	1	2	–	–	–
1733	20	13	8	4	7	1	5	5	5	9	1	1	1	–	1	1	–	–
1741	3	3	2	–	–	–	1	1	1	2	1	1	–	1	–	–	–	–
1742	2	2	–	–	–	–	–	–	–	2	2	–	–	–	–	–	–	–
1749	8	8	4	–	–	–	1	2	2	7	6	2	–	–	–	–	–	–
1811	–	6	3	–	–	–	–	–	1	–	5	1	–	1	1	–	–	–
1812	6	14	3	–	–	–	4	1	1	2	13	2	–	–	–	–	–	–
1813	11	11	11	–	–	–	5	7	9	5	4	2	1	–	–	–	–	–
1821	2	1	1	–	–	–	1	1	1	1	–	–	–	–	–	–	–	–
1822	1	1	1	–	–	–	–	–	–	–	1	1	1	–	–	–	–	–
1910	–	1	1	–	–	–	–	–	–	–	1	1	–	–	–	–	–	–
1921	17	19	24	4	5	1	10	8	21	3	6	2	–	–	–	–	–	–
1931	6	52	35	–	1	–	1	–	2	4	51	32	1	–	1	–	–	–
1932	6	–	1	4	–	–	2	–	1	–	–	–	–	–	–	–	–	–
2014	1	–	–	–	–	–	1	–	–	–	–	–	–	–	–	–	–	–
2021	–	2	–	–	–	–	–	–	–	–	2	–	–	–	–	–	–	–
2022	–	1	1	–	–	–	–	–	–	–	1	1	–	–	–	–	–	–
2031	–	10	1	–	–	–	–	–	–	–	10	1	–	–	–	–	–	–
2040	–	–	2	–	–	–	–	–	–	–	–	2	–	–	–	–	–	–
2051	–	1	1	–	–	–	–	1	1	–	–	–	–	–	–	–	–	–
2052	–	–	1	–	–	–	–	–	1	–	–	–	–	–	–	–	–	–
2061	2	4	7	–	–	–	2	4	5	–	–	2	–	–	–	–	–	–
2062	2	2	5	–	–	–	–	2	3	2	–	1	–	–	1	–	–	–
2063	4	2	4	–	–	–	1	2	4	3	–	–	–	–	–	–	–	–
2071	29	10	13	–	–	–	18	7	11	10	3	2	1	–	–	–	–	–
2073	7	7	3	–	–	–	5	6	3	2	1	–	–	–	–	–	–	–
2091	–	–	1	–	–	–	–	–	–	–	–	1	–	–	–	–	–	–
2093	1	2	1	–	–	–	–	2	1	1	–	–	–	–	–	–	–	–
2099	2	–	4	–	–	–	–	–	2	2	–	2	–	–	–	–	–	–
2121	36	27	24	1	–	–	23	20	21	12	6	3	–	1	–	–	–	–
2123	1	–	–	–	–	–	1	–	–	–	–	–	–	–	–	–	–	–
2211	–	1	1	–	–	–	–	–	1	–	1	–	–	–	–	–	–	–
2212	3	1	4	–	–	–	–	–	4	3	1	–	–	–	–	–	–	–
2219	17	20	13	–	1	–	10	7	8	6	11	4	1	–	1	–	1	–
2221	3	7	2	–	1	–	2	2	–	1	4	2	–	–	–	–	–	–
2222	19	17	11	–	–	–	9	12	9	9	5	2	–	–	–	1	–	–
2229	42	32	22	1	–	1	19	16	15	17	15	4	5	1	1	–	–	1
2311	–	1	4	–	–	–	–	–	3	–	1	1	–	–	–	–	–	–
2312	7	6	1	–	2	–	4	3	1	3	1	–	–	–	–	–	–	–
2319	10	10	6	–	–	–	6	2	4	4	6	2	–	2	–	–	–	–
2320	49	35	22	21	7	4	14	24	16	12	2	2	1	2	–	1	–	–
2330	67	30	39	3	1	4	35	15	28	29	12	3	–	2	4	–	–	–
2341	2	1	1	–	–	–	–	–	–	2	1	1	–	–	–	–	–	–
2342	87	45	49	–	–	–	25	24	38	60	16	8	–	4	2	2	1	1
2349	2	12	17	–	5	1	–	5	16	2	2	–	–	–	–	–	–	–
2391	16	6	6	–	–	–	4	3	5	12	2	–	–	1	1	–	–	–
2392	17	20	22	–	–	–	12	16	22	5	3	–	–	1	–	–	–	–
2399	22	11	18	–	–	–	9	7	12	12	4	5	–	–	1	1	–	–
2412	3	5	2	–	3	–	1	2	2	1	–	–	1	–	–	–	–	–
2421	5	7	22	3	4	6	2	2	16	–	1	–	–	–	–	–	–	–
2422	–	4	8	–	–	–	–	3	7	–	1	1	–	–	–	–	–	–
2423	13	13	11	12	9	7	–	2	4	1	2	–	–	–	–	–	–	–
2424	1	1	–	–	–	–	1	–	–	–	1	–	–	–	–	–	–	–
2431	146	164	92	31	50	36	92	95	51	22	19	5	1	–	–	–	–	–
2441	5	5	5	–	–	–	–	3	3	4	2	2	1	–	–	–	–	–
2451	3	5	2	–	–	–	–	2	1	3	3	1	–	–	–	–	–	–
2452	1	6	6	–	–	–	–	–	–	1	6	5	–	–	1	–	–	–
2511	35	21	15	2	1	–	15	12	8	17	8	7	1	–	–	–	–	–
2512	31	19	12	–	–	1	11	9	8	19	9	1	1	1	2	–	–	–
2513	4	1	–	–	–	–	2	–	–	2	1	–	–	–	–	–	–	–
2521	–	2	2	–	–	–	–	–	2	–	2	–	–	–	–	–	–	–
2522	–	3	2	–	–	–	–	–	–	–	3	2	–	–	–	–	–	–
2531	–	1	–	–	–	–	–	–	–	–	1	–	–	–	–	–	–	–
2532	1	14	7	–	1	–	–	11	7	1	2	–	–	–	–	–	–	–
2539	4	11	4	–	3	–	–	3	3	4	4	1	–	1	–	–	–	–
2541	1	–	–	–	–	–	–	–	–	1	–	–	–	–	–	–	–	–
2542	7	2	2	2	–	–	–	–	1	5	2	1	–	–	–	–	–	–
2543	3	2	1	–	1	–	2	1	1	1	–	–	–	–	–	–	–	–
2591	9	14	10	–	–	–	8	12	9	1	2	1	–	–	–	–	–	–
2592	10	7	2	–	–	–	2	3	2	7	3	–	1	1	–	–	–	–
2593	14	8	13	–	–	–	3	4	10	10	4	2	1	–	1	–	–	–
2599	33	22	11	2	–	1	17	10	10	13	12	–	–	–	–	1	–	–
2621	–	3	1	–	–	–	–	1	1	–	2	–	–	–	–	–	–	–
2622	8	3	6	–	1	1	2	1	5	6	1	–	–	–	–	–	–	–
2640	1	1	–	–	–	–	–	1	–	1	–	–	–	–	–	–	–	–
2680	–	1	–	–	–	–	–	–	–	–	1	–	–	–	–	–	–	–
2710	34	40	77	5	7	29	25	32	46	4	1	2	–	–	–	–	–	–
2721	–	–	2	–	–	–	–	–	–	–	–	2	–	–	–	–	–	–
2731	3	7	4	–	–	2	2	1	1	1	6	1	–	–	–	–	–	–
2732	–	1	1	–	–	1	–	–	–	–	1	–	–	–	–	–	–	–
2740	–	2	–	–	–	–	–	–	–	–	1	–	–	1	–	–	–	–
2751	210	206	176	7	2	8	179	186	164	24	18	4	–	–	–	–	–	–
2759	11	10	1	–	–	–	4	8	1	7	1	–	–	1	–	–	–	–

Capítulo 39 - Ceará

39.1 - Quantidade de acidentes do trabalho liquidados, por consequência, segundo a Classificação Nacional de Atividades Econômicas (CNAE), no estado do Ceará - 2013/2015

(continuação)

CNAE	QUANTIDADE DE ACIDENTES DO TRABALHO LIQUIDADOS																	
	Total			Consequência														
				Assistência Médica			Menos de 15 dias			Mais de 15 dias			Incapacidade Permanente			Óbito		
	2013	2014	2015	2013	2014	2015	2013	2014	2015	2013	2014	2015	2013	2014	2015	2013	2014	2015
2790	6	3	2	–	1	–	5	1	2	1	1	–	–	–	–	–	–	–
2811	–	3	2	–	–	–	–	–	1	–	3	1	–	–	–	–	–	–
2812	4	3	3	–	–	–	2	3	1	2	–	1	–	–	1	–	–	–
2813	14	5	2	–	–	–	8	3	2	6	1	–	–	1	–	–	–	–
2821	2	–	–	–	–	–	1	–	–	1	–	–	–	–	–	–	–	–
2822	1	3	3	–	–	–	–	3	3	1	–	–	–	–	–	–	–	–
2823	2	3	–	–	–	–	–	1	–	2	2	–	–	–	–	–	–	–
2825	1	–	–	–	–	–	1	–	–	–	–	–	–	–	–	–	–	–
2829	2	–	1	–	–	–	–	–	–	2	–	1	–	–	–	–	–	–
2833	5	4	2	–	–	–	1	–	2	4	4	–	–	–	–	–	–	–
2840	3	1	2	–	–	–	1	–	2	2	1	–	–	–	–	–	–	–
2861	2	–	–	–	–	–	–	–	–	2	–	–	–	–	–	–	–	–
2862	2	–	1	–	–	–	1	–	1	1	–	–	–	–	–	–	–	–
2869	15	20	24	–	3	–	12	14	23	2	3	1	1	–	–	–	–	–
2910	1	–	1	–	–	–	–	–	1	1	–	–	–	–	–	–	–	–
2920	–	1	–	–	–	–	–	–	–	–	1	–	–	–	–	–	–	–
2930	11	17	12	–	–	–	7	12	11	4	5	1	–	–	–	–	–	–
2943	16	4	12	–	–	–	6	2	7	10	2	4	–	–	–	–	–	1
2944	1	1	–	–	–	–	–	1	–	1	–	–	–	–	–	–	–	–
2945	–	1	–	–	–	–	–	–	–	–	–	–	–	1	–	–	–	–
2949	2	2	1	–	–	–	–	1	–	2	1	1	–	–	–	–	–	–
2950	1	1	–	–	–	–	–	–	–	1	1	–	–	–	–	–	–	–
3011	7	8	8	–	–	–	4	5	7	2	3	1	1	–	–	–	–	–
3031	6	1	2	–	–	–	6	–	2	–	1	–	–	–	–	–	–	–
3091	5	3	5	–	1	–	3	2	5	1	–	–	1	–	–	–	–	–
3092	2	–	–	–	–	–	–	–	–	2	–	–	–	–	–	–	–	–
3099	1	1	1	–	–	–	–	–	1	1	1	–	–	–	–	–	–	–
3101	76	39	52	2	–	–	28	22	42	41	13	9	5	4	1	–	–	–
3102	25	17	17	–	–	1	9	11	14	15	6	2	1	–	–	–	–	–
3103	3	4	2	–	–	–	1	3	1	2	1	1	–	–	–	–	–	–
3104	28	13	10	–	–	–	14	8	9	13	4	1	1	1	–	–	–	–
3211	1	–	–	–	–	–	1	–	–	–	–	–	–	–	–	–	–	–
3212	1	–	3	–	–	–	–	–	–	1	–	3	–	–	–	–	–	–
3230	1	10	9	–	–	–	–	–	–	1	10	9	–	–	–	–	–	–
3240	–	1	1	–	–	–	–	1	–	–	–	1	–	–	–	–	–	–
3250	2	8	7	–	1	–	–	7	5	2	–	2	–	–	–	–	–	–
3291	1	2	2	–	–	–	–	–	–	1	2	2	–	–	–	–	–	–
3299	3	3	4	–	–	–	2	1	4	1	2	–	–	–	–	–	–	–
3311	9	6	4	–	–	–	7	6	4	2	–	–	–	–	–	–	–	–
3313	6	14	19	2	–	–	2	11	18	2	3	1	–	–	–	–	–	–
3314	8	7	10	–	–	–	1	4	10	7	2	–	–	1	–	–	–	–
3315	2	1	7	–	1	–	1	–	7	1	–	–	–	–	–	–	–	–
3317	2	–	1	2	–	1	–	–	–	–	–	–	–	–	–	–	–	–
3319	–	–	1	–	–	–	–	–	–	–	–	1	–	–	–	–	–	–
3321	3	3	1	–	–	1	1	2	–	1	1	–	1	–	–	–	–	–
3329	5	3	6	–	–	–	1	1	5	4	2	1	–	–	–	–	–	–
3511	47	58	57	29	29	24	13	22	29	5	7	4	–	–	–	–	–	–
3512	1	–	–	–	–	–	1	–	–	–	–	–	–	–	–	–	–	–
3514	13	8	15	4	4	3	5	4	11	4	–	1	–	–	–	–	–	–
3520	–	–	1	–	–	–	–	–	1	–	–	–	–	–	–	–	–	–
3600	6	5	3	–	–	–	1	3	3	5	2	–	–	–	–	–	–	–
3702	1	–	–	–	–	–	–	–	–	1	–	–	–	–	–	–	–	–
3811	75	71	290	3	2	9	28	38	264	42	30	13	1	1	2	1	–	2
3812	–	1	2	–	–	–	–	1	2	–	–	–	–	–	–	–	–	–
3821	–	–	1	–	–	–	–	–	–	–	–	1	–	–	–	–	–	–
3822	–	–	7	–	–	1	–	–	6	–	–	–	–	–	–	–	–	–
3831	3	–	2	–	–	–	1	–	2	2	–	–	–	–	–	–	–	–
3832	9	4	4	–	–	–	3	1	1	4	3	2	–	–	1	2	–	–
3839	1	2	1	–	–	–	–	1	1	1	1	–	–	–	–	–	–	–
4110	188	177	173	1	1	–	97	108	132	88	64	34	1	1	6	1	3	1
4120	624	474	419	46	29	49	238	276	303	318	144	45	18	17	18	4	8	4
4211	97	84	70	9	4	2	56	60	58	30	17	9	2	3	1	–	–	–
4212	19	13	–	–	2	–	8	10	–	11	–	–	–	–	–	–	1	–
4213	11	10	6	1	–	–	3	5	6	7	5	–	–	–	–	–	–	–
4221	133	129	105	8	8	4	83	77	70	35	39	28	3	3	3	4	2	–
4222	25	20	44	1	1	17	10	17	27	12	1	–	–	–	–	2	1	–
4223	–	1	1	–	–	–	–	–	–	–	1	1	–	–	–	–	–	–
4291	1	3	5	–	–	–	–	1	5	1	2	–	–	–	–	–	–	–
4292	37	34	39	13	16	17	9	12	17	14	4	4	–	2	1	1	–	–
4299	101	93	47	5	2	1	58	61	40	34	29	3	3	1	3	1	–	–
4311	–	1	1	–	–	–	–	–	1	–	1	–	–	–	–	–	–	–
4312	2	4	1	–	1	–	2	3	1	–	–	–	–	–	–	–	–	–
4313	25	12	24	–	3	1	10	3	21	11	5	2	4	1	–	–	–	–
4321	68	55	71	8	7	8	32	34	58	26	12	4	1	2	1	1	–	–
4322	9	9	16	–	–	–	2	6	15	6	3	–	1	–	–	–	–	1
4329	35	9	8	11	–	1	10	6	6	13	1	1	1	1	–	–	1	–
4330	18	12	9	1	–	–	3	5	5	14	7	2	–	–	2	–	–	–
4391	6	1	7	–	–	–	–	1	6	5	–	1	1	–	–	–	–	–
4399	96	66	53	16	21	14	44	28	32	34	12	4	2	4	1	–	1	2
4511	38	33	29	–	1	–	19	23	25	19	8	2	–	1	2	–	–	–
4512	–	1	–	–	–	–	–	–	–	–	1	–	–	–	–	–	–	–
4520	27	27	18	–	–	1	9	11	14	17	12	3	1	3	–	–	1	–
4530	36	36	41	–	1	1	8	14	28	26	18	9	2	3	2	–	–	1
4541	33	25	25	–	1	1	15	9	15	18	14	8	–	–	1	–	1	–
4542	–	1	–	–	–	–	–	–	–	–	1	–	–	–	–	–	–	–

Capítulo 39 - Ceará

39.1 - Quantidade de acidentes do trabalho liquidados, por consequência, segundo a Classificação Nacional de Atividades Econômicas (CNAE), no estado do Ceará - 2013/2015

(continuação)

CNAE	QUANTIDADE DE ACIDENTES DO TRABALHO LIQUIDADOS																	
	Total			Consequência														
				Assistência Médica			Menos de 15 dias			Mais de 15 dias			Incapacidade Permanente			Óbito		
	2013	2014	2015	2013	2014	2015	2013	2014	2015	2013	2014	2015	2013	2014	2015	2013	2014	2015
4543	3	1	–	–	–	–	1	–	–	2	1	–	–	–	–	–	–	–
4614	–	1	–	–	–	–	–	1	–	–	–	–	–	–	–	–	–	–
4615	–	1	–	–	–	–	–	–	–	–	1	–	–	–	–	–	–	–
4616	–	1	–	–	–	–	–	1	–	–	–	–	–	–	–	–	–	–
4617	2	22	15	–	–	–	1	14	14	1	8	1	–	–	–	–	–	–
4619	2	2	2	–	–	–	–	2	1	2	–	1	–	–	–	–	–	–
4623	5	3	1	–	–	–	2	1	1	2	1	–	–	1	–	1	–	–
4631	2	2	–	–	–	–	2	2	–	–	–	–	–	–	–	–	–	–
4632	9	6	8	–	–	–	3	3	8	6	2	–	–	1	–	–	–	–
4633	3	–	5	–	–	–	1	–	2	2	–	2	–	–	1	–	–	–
4634	7	4	19	–	–	–	1	–	16	5	4	2	1	–	1	–	–	–
4635	35	41	56	13	12	2	7	23	47	15	5	6	–	1	1	–	–	–
4636	8	6	2	–	–	1	1	4	1	7	1	–	–	–	–	–	1	–
4637	12	16	10	–	–	–	5	12	7	5	4	2	1	–	–	1	–	1
4639	63	86	69	1	6	4	24	46	58	38	32	7	–	–	–	–	2	–
4641	8	–	1	–	–	–	–	–	–	8	–	1	–	–	–	–	–	–
4642	6	5	3	–	–	–	3	4	2	3	1	–	–	–	–	–	–	1
4643	2	–	–	–	–	–	1	–	–	1	–	–	–	–	–	–	–	–
4644	14	10	8	–	–	–	1	6	6	12	4	2	–	–	–	1	–	–
4645	3	1	3	–	–	–	–	–	2	3	1	1	–	–	–	–	–	–
4646	17	10	9	2	1	1	7	7	7	8	2	1	–	–	–	–	–	–
4647	4	2	7	–	–	–	3	2	7	1	–	–	–	–	–	–	–	–
4649	23	17	12	–	–	1	10	9	9	12	8	1	1	–	1	–	–	–
4651	5	4	3	–	–	–	3	1	2	2	3	1	–	–	–	–	–	–
4661	1	–	–	–	–	–	–	–	–	1	–	–	–	–	–	–	–	–
4662	9	4	3	1	–	2	8	4	1	–	–	–	–	–	–	–	–	–
4663	1	2	–	–	–	–	–	–	–	1	1	–	–	1	–	–	–	–
4664	–	2	–	–	–	–	–	2	–	–	–	–	–	–	–	–	–	–
4665	–	1	–	–	–	–	–	1	–	–	–	–	–	–	–	–	–	–
4669	3	2	–	–	–	–	2	2	–	1	–	–	–	–	–	–	–	–
4671	8	4	8	–	–	–	3	2	7	5	2	1	–	–	–	–	–	–
4672	21	16	14	–	–	1	16	10	11	5	5	2	–	1	–	–	–	–
4673	2	–	1	–	–	–	1	–	1	1	–	–	–	–	–	–	–	–
4674	3	2	3	–	–	1	2	2	2	1	–	–	–	–	–	–	–	–
4679	23	17	17	1	–	–	15	9	14	7	7	3	–	1	–	–	–	–
4681	4	3	3	1	–	–	1	2	2	2	–	1	–	1	–	–	–	–
4682	3	2	7	1	1	2	1	1	5	1	–	–	–	–	–	–	–	–
4683	–	1	1	–	–	–	–	1	1	–	–	–	–	–	–	–	–	–
4684	1	–	2	–	–	–	–	–	1	1	–	1	–	–	–	–	–	–
4685	12	7	7	1	–	1	8	6	6	3	1	–	–	–	–	–	–	–
4686	2	–	1	–	–	–	–	–	1	2	–	–	–	–	–	–	–	–
4687	5	6	4	–	–	–	2	4	2	3	1	2	–	1	–	–	–	–
4689	2	2	4	1	–	–	–	2	4	1	–	–	–	–	–	–	–	–
4691	1	2	1	–	–	–	–	1	1	1	1	–	–	–	–	–	–	–
4692	–	1	–	–	–	–	–	–	–	–	–	–	–	1	–	–	–	–
4693	22	19	8	1	–	–	12	10	8	8	9	–	–	–	–	1	–	–
4711	400	311	332	1	2	7	228	224	291	168	82	29	2	1	2	1	2	3
4712	70	30	38	–	1	–	11	9	28	56	18	8	3	2	1	–	–	1
4713	5	3	13	–	–	1	1	2	12	3	1	–	1	–	–	–	–	–
4721	11	8	3	–	–	–	5	1	1	6	4	1	–	3	1	–	–	–
4722	23	10	11	–	–	–	3	3	9	20	6	2	–	1	–	–	–	–
4723	15	15	7	–	–	–	4	8	4	11	6	3	–	1	–	–	–	–
4724	6	2	3	–	–	–	2	1	1	2	1	1	2	–	1	–	–	–
4729	8	5	5	–	–	–	3	2	5	5	3	–	–	–	–	–	–	–
4731	46	23	30	–	–	–	7	7	20	37	14	8	1	2	2	1	–	–
4732	–	–	1	–	–	–	–	–	–	–	–	1	–	–	–	–	–	–
4741	3	1	5	–	–	–	1	–	5	2	1	–	–	–	–	–	–	–
4742	3	3	2	–	–	–	1	3	2	2	–	–	–	–	–	–	–	–
4743	6	5	2	–	–	–	1	1	–	5	3	1	–	1	1	–	–	–
4744	104	58	64	2	1	–	22	24	44	76	24	14	3	8	5	1	1	1
4751	11	14	8	–	–	1	2	10	7	9	4	–	–	–	–	–	–	–
4752	11	5	3	–	–	–	4	4	2	6	1	1	1	–	–	–	–	–
4753	31	15	20	–	–	1	12	9	14	19	5	3	–	1	1	–	–	1
4754	61	20	29	–	–	–	12	6	22	47	13	6	1	1	1	1	–	–
4755	12	5	7	–	–	–	2	3	2	10	2	5	–	–	–	–	–	–
4756	–	1	–	–	–	–	–	–	–	–	1	–	–	–	–	–	–	–
4757	5	1	1	–	–	–	1	–	1	4	1	–	–	–	–	–	–	–
4759	10	5	3	1	–	–	2	2	2	7	3	1	–	–	–	–	–	–
4761	4	6	4	–	–	1	2	3	2	2	3	1	–	–	–	–	–	–
4763	4	5	8	–	–	–	2	4	7	2	1	1	–	–	–	–	–	–
4771	43	34	25	–	–	–	6	14	21	36	18	3	1	1	1	–	1	–
4772	11	13	3	–	1	–	2	5	2	9	6	1	–	1	–	–	–	–
4773	2	–	–	–	–	–	1	–	–	1	–	–	–	–	–	–	–	–
4774	10	7	–	–	–	–	–	4	–	10	3	–	–	–	–	–	–	–
4781	23	28	17	–	1	1	11	21	14	12	6	1	–	–	1	–	–	–
4782	24	19	17	–	–	–	5	10	13	19	8	4	–	–	–	–	1	–
4783	3	1	–	–	–	–	1	–	–	2	1	–	–	–	–	–	–	–
4784	50	29	30	2	2	–	6	9	18	40	17	12	2	1	–	–	–	–
4785	1	–	–	–	–	–	–	–	–	–	–	–	1	–	–	–	–	–

Capítulo 39 - Ceará

39.1 - Quantidade de acidentes do trabalho liquidados, por consequência, segundo a Classificação Nacional de Atividades Econômicas (CNAE), no estado do Ceará - 2013/2015

(continuação)

CNAE	QUANTIDADE DE ACIDENTES DO TRABALHO LIQUIDADOS																	
	Total			Consequência														
				Assistência Médica			Menos de 15 dias			Mais de 15 dias			Incapacidade Permanente			Óbito		
	2013	2014	2015	2013	2014	2015	2013	2014	2015	2013	2014	2015	2013	2014	2015	2013	2014	2015
4789	31	27	19	1	–	–	5	14	15	24	12	3	1	1	1	–	–	–
4911	12	13	21	7	–	4	4	11	16	–	2	–	1	–	1	–	–	–
4912	13	6	10	1	1	–	7	3	8	4	1	2	–	1	–	1	–	–
4921	128	96	73	–	–	1	43	39	52	79	49	16	6	5	4	–	3	–
4922	46	24	24	21	12	16	8	6	4	16	5	4	–	1	–	1	–	–
4923	3	1	2	–	–	–	–	–	2	2	1	–	1	–	–	–	–	–
4924	1	–	–	–	–	–	–	–	–	1	–	–	–	–	–	–	–	–
4929	6	10	5	–	–	–	–	3	2	5	5	2	1	–	1	–	2	–
4930	220	136	132	17	19	7	79	66	109	116	46	12	5	3	4	3	2	–
4940	1	1	3	1	–	3	–	1	–	–	–	–	–	–	–	–	–	–
5011	2	–	1	–	–	1	1	–	–	1	–	–	–	–	–	–	–	–
5012	1	–	–	–	–	–	–	–	–	1	–	–	–	–	–	–	–	–
5030	19	7	8	8	–	1	6	3	4	5	3	2	–	1	1	–	–	–
5111	26	16	27	–	1	1	17	7	18	9	8	8	–	–	–	–	–	–
5112	1	2	–	–	–	–	–	1	–	1	1	–	–	–	–	–	–	–
5120	–	1	–	–	–	–	–	–	–	–	1	–	–	–	–	–	–	–
5211	19	12	4	–	–	–	9	6	3	9	6	1	1	–	–	–	–	–
5212	3	24	20	–	–	–	3	6	3	–	18	16	–	–	1	–	–	–
5222	–	1	3	–	–	1	–	–	2	–	1	–	–	–	–	–	–	–
5223	2	2	3	–	–	–	–	1	–	2	1	3	–	–	–	–	–	–
5229	7	5	6	–	–	–	2	3	3	5	1	2	–	–	1	–	1	–
5231	31	28	16	1	2	1	24	20	13	6	5	1	–	1	1	–	–	–
5232	–	–	1	–	–	1	–	–	–	–	–	–	–	–	–	–	–	–
5239	2	2	1	–	1	–	1	–	–	1	1	1	–	–	–	–	–	–
5240	20	19	10	2	1	3	11	16	6	5	2	1	2	–	–	–	–	–
5250	5	5	2	1	–	1	3	1	–	1	3	1	–	–	–	–	1	–
5310	292	183	251	19	5	4	207	154	240	65	22	7	1	2	–	–	–	–
5320	26	23	21	–	–	–	10	10	15	15	13	5	1	–	1	–	–	–
5510	79	71	70	2	4	–	32	52	61	41	14	8	2	1	1	2	–	–
5590	1	1	–	–	–	–	–	–	–	1	–	–	–	1	–	–	–	–
5611	165	102	95	–	2	–	48	49	76	109	43	15	6	8	4	2	–	–
5612	–	1	–	–	–	–	–	1	–	–	–	–	–	–	–	–	–	–
5620	83	80	69	6	3	4	48	61	60	29	14	5	–	2	–	–	–	–
5812	11	8	10	1	–	–	10	7	10	–	1	–	–	–	–	–	–	–
5819	4	–	1	–	–	–	1	–	1	3	–	–	–	–	–	–	–	–
5821	2	–	1	–	–	–	–	–	–	2	–	1	–	–	–	–	–	–
5822	17	14	7	1	–	–	14	9	6	2	4	1	–	1	–	–	–	–
5829	3	2	1	–	–	–	1	1	1	2	1	–	–	–	–	–	–	–
5911	–	1	–	–	–	–	–	1	–	–	–	–	–	–	–	–	–	–
5914	1	4	2	–	–	–	–	3	2	1	1	–	–	–	–	–	–	–
6010	5	–	–	–	–	–	1	–	–	4	–	–	–	–	–	–	–	–
6021	11	14	14	–	–	1	6	10	11	5	4	2	–	–	–	–	–	–
6022	5	7	1	–	1	–	1	4	–	4	2	1	–	–	–	–	–	–
6110	34	34	45	12	13	10	10	15	32	11	6	3	1	–	–	–	–	–
6120	7	–	3	–	–	–	4	–	2	3	–	1	–	–	–	–	–	–
6141	–	–	5	–	–	–	–	–	3	–	–	2	–	–	–	–	–	–
6190	11	5	9	–	–	1	4	2	5	7	3	2	–	–	1	–	–	–
6201	12	19	16	–	–	–	4	6	2	8	13	14	–	–	–	–	–	–
6202	1	5	4	–	–	–	–	3	3	1	2	1	–	–	–	–	–	–
6203	–	–	3	–	–	–	–	–	3	–	–	–	–	–	–	–	–	–
6204	4	13	8	–	1	1	3	10	4	1	2	2	–	–	1	–	–	–
6209	6	12	6	–	1	2	2	6	4	4	5	–	–	–	–	–	–	–
6311	1	1	3	–	–	–	–	–	3	1	1	–	–	–	–	–	–	–
6399	–	–	1	–	–	–	–	–	–	–	–	–	–	–	1	–	–	–
6421	42	35	21	8	15	1	24	16	19	10	2	1	–	2	–	–	–	–
6422	49	59	42	2	4	5	18	46	34	27	7	3	2	2	–	–	–	–
6423	19	12	7	1	–	–	5	10	6	12	2	–	1	–	1	–	–	–
6424	1	–	3	–	–	–	–	–	3	1	–	–	–	–	–	–	–	–
6435	–	7	–	–	–	–	–	–	–	–	7	–	–	–	–	–	–	–
6436	–	1	3	–	–	–	–	1	3	–	–	–	–	–	–	–	–	–
6462	5	6	3	–	–	–	1	2	3	4	3	–	–	1	–	–	–	–
6463	–	–	1	–	–	–	–	–	1	–	–	–	–	–	–	–	–	–
6491	2	1	1	–	–	–	–	–	–	2	1	1	–	–	–	–	–	–
6493	4	1	–	–	–	–	4	–	–	–	1	–	–	–	–	–	–	–
6499	3	–	–	–	–	–	1	–	–	2	–	–	–	–	–	–	–	–
6511	–	–	1	–	–	–	–	–	1	–	–	–	–	–	–	–	–	–
6520	–	–	1	–	–	1	–	–	–	–	–	–	–	–	–	–	–	–
6541	–	–	1	–	–	–	–	–	1	–	–	–	–	–	–	–	–	–
6550	27	25	23	2	1	3	18	22	19	7	2	1	–	–	–	–	–	–
6612	1	–	–	–	–	–	1	–	–	–	–	–	–	–	–	–	–	–
6613	–	3	2	–	–	–	–	1	2	–	2	–	–	–	–	–	–	–
6619	5	4	1	–	1	–	3	2	1	2	1	–	–	–	–	–	–	–
6621	1	–	–	–	–	–	1	–	–	–	–	–	–	–	–	–	–	–
6622	2	4	5	–	–	–	1	2	5	1	2	–	–	–	–	–	–	–
6630	–	3	–	–	–	–	–	–	–	–	3	–	–	–	–	–	–	–
6810	46	44	31	2	–	–	28	31	29	13	13	2	1	–	–	2	–	–
6821	7	6	4	–	–	–	5	6	3	2	–	1	–	–	–	–	–	–
6822	8	4	17	–	–	–	4	4	17	4	–	–	–	–	–	–	–	–
6911	8	6	–	–	–	–	2	5	–	6	1	–	–	–	–	–	–	–
6912	3	2	–	–	–	–	–	1	–	3	1	–	–	–	–	–	–	–
6920	21	19	14	–	–	1	7	12	9	14	7	3	–	–	–	–	–	1
7010	–	–	1	–	–	–	–	–	1	–	–	–	–	–	–	–	–	–
7020	5	5	5	–	–	–	3	2	4	2	3	1	–	–	–	–	–	–
7111	2	–	1	1	–	–	1	–	1	–	–	–	–	–	–	–	–	–
7112	51	56	33	9	9	3	28	38	25	13	5	4	–	3	1	1	1	–

Capítulo 39 - Ceará

39.1 - Quantidade de acidentes do trabalho liquidados, por consequência, segundo a Classificação Nacional de Atividades Econômicas (CNAE), no estado do Ceará - 2013/2015

(conclusão)

CNAE	QUANTIDADE DE ACIDENTES DO TRABALHO LIQUIDADOS																	
	Total			Consequência														
				Assistência Médica			Menos de 15 dias			Mais de 15 dias			Incapacidade Permanente			Óbito		
	2013	2014	2015	2013	2014	2015	2013	2014	2015	2013	2014	2015	2013	2014	2015	2013	2014	2015
7119	4	1	1	–	1	–	2	–	1	1	–	–	1	–	–	–	–	–
7120	–	–	2	–	–	–	–	–	1	–	–	1	–	–	–	–	–	–
7210	8	8	5	4	1	1	3	7	4	1	–	–	–	–	–	–	–	–
7311	3	12	5	–	–	–	–	–	–	3	11	5	–	1	–	–	–	–
7312	2	–	–	–	–	–	–	–	–	2	–	–	–	–	–	–	–	–
7319	10	1	6	–	–	–	6	–	6	4	1	–	–	–	–	–	–	–
7320	–	1	2	–	–	–	–	1	2	–	–	–	–	–	–	–	–	–
7410	–	–	1	–	–	–	–	–	1	–	–	–	–	–	–	–	–	–
7420	2	5	4	–	–	–	–	–	–	2	4	4	–	1	–	–	–	–
7490	15	14	15	–	–	2	5	10	12	10	4	1	–	–	–	–	–	–
7711	15	13	10	–	–	–	8	6	9	6	6	1	1	1	–	–	–	–
7719	–	–	1	–	–	–	–	–	1	–	–	–	–	–	–	–	–	–
7721	1	–	–	–	–	–	–	–	–	1	–	–	–	–	–	–	–	–
7722	–	4	1	–	–	–	–	1	1	–	3	–	–	–	–	–	–	–
7723	–	–	1	–	–	–	–	–	1	–	–	–	–	–	–	–	–	–
7729	3	–	1	–	–	–	–	–	1	3	–	–	–	–	–	–	–	–
7732	32	21	26	1	–	–	15	12	22	15	7	3	1	2	1	–	–	–
7733	1	2	2	–	–	–	–	1	1	1	1	1	–	–	–	–	–	–
7739	23	11	21	4	3	4	11	4	15	7	4	2	1	–	–	–	–	–
7810	39	34	37	1	–	1	17	23	29	20	8	4	1	2	3	–	1	–
7820	91	61	57	2	3	2	31	34	45	57	19	9	1	3	1	–	2	–
7830	38	34	31	–	1	1	23	21	25	14	12	4	1	–	1	–	–	–
7911	2	6	3	–	–	–	–	3	2	2	3	1	–	–	–	–	–	–
8011	187	175	158	4	3	1	75	80	123	98	82	27	9	9	3	1	1	4
8012	35	26	35	–	–	–	22	12	33	12	14	2	–	–	–	1	–	–
8020	13	21	12	–	–	–	2	12	10	11	9	–	–	–	2	–	–	–
8030	–	2	5	–	–	–	–	–	–	–	2	5	–	–	–	–	–	–
8111	18	13	30	–	–	–	14	6	25	4	6	5	–	1	–	–	–	–
8112	66	75	75	–	1	2	23	47	62	37	26	7	5	1	3	1	–	1
8121	43	26	27	1	1	1	17	15	20	24	8	5	1	2	1	–	–	–
8122	8	4	5	–	–	3	2	2	2	4	2	–	2	–	–	–	–	–
8129	4	5	3	–	–	–	–	3	2	4	2	–	–	–	1	–	–	–
8130	–	5	4	–	–	–	–	–	2	–	5	2	–	–	–	–	–	–
8211	19	25	23	1	1	–	9	16	19	8	8	4	1	–	–	–	–	–
8219	1	7	7	–	–	–	1	4	6	–	3	1	–	–	–	–	–	–
8220	167	72	143	2	1	2	68	51	133	96	20	8	1	–	–	–	–	–
8230	10	1	4	–	–	1	1	1	–	7	–	3	2	–	–	–	–	–
8291	20	18	9	–	–	–	12	8	5	8	10	3	–	–	1	–	–	–
8292	8	–	–	–	–	–	5	–	–	3	–	–	–	–	–	–	–	–
8299	65	48	63	2	6	2	32	29	51	31	12	6	–	1	2	–	–	2
8411	473	51	42	–	3	3	15	21	21	443	15	6	12	11	9	3	1	3
8412	1	1	–	–	–	–	–	1	–	1	–	–	–	–	–	–	–	–
8423	–	–	1	–	–	–	–	–	–	–	–	1	–	–	–	–	–	–
8511	8	56	40	–	–	–	5	3	5	3	53	34	–	–	1	–	–	–
8512	12	2	6	–	–	–	1	–	3	11	1	3	–	1	–	–	–	–
8513	32	31	24	2	1	2	8	21	19	21	9	3	–	–	–	1	–	–
8520	18	8	12	–	–	–	6	6	10	11	2	2	1	–	–	–	–	–
8531	5	10	15	–	–	–	2	4	11	3	6	4	–	–	–	–	–	–
8532	27	34	23	5	2	3	14	26	18	8	6	2	–	–	–	–	–	–
8533	–	–	1	–	–	–	–	–	1	–	–	–	–	–	–	–	–	–
8541	4	2	1	–	–	–	–	1	1	4	1	–	–	–	–	–	–	–
8542	7	3	5	–	–	–	1	3	5	6	–	–	–	–	–	–	–	–
8550	–	2	1	–	–	–	–	1	1	–	1	–	–	–	–	–	–	–
8591	–	1	1	–	–	–	–	–	–	–	1	1	–	–	–	–	–	–
8592	–	1	–	–	–	–	–	1	–	–	–	–	–	–	–	–	–	–
8593	2	–	2	–	–	–	–	–	2	2	–	–	–	–	–	–	–	–
8599	44	41	38	3	2	5	19	31	29	22	7	4	–	–	–	–	1	–
8610	679	680	629	285	324	293	276	330	329	111	24	6	5	–	–	2	2	1
8621	1	–	2	–	–	–	–	–	2	1	–	–	–	–	–	–	–	–
8622	–	1	–	–	1	–	–	–	–	–	–	–	–	–	–	–	–	–
8630	22	23	25	5	3	4	16	14	20	1	5	1	–	1	–	–	–	–
8640	54	45	53	18	12	13	25	29	35	11	4	5	–	–	–	–	–	–
8650	2	1	4	–	–	1	–	–	3	2	–	–	–	1	–	–	–	–
8660	194	316	314	103	226	242	72	78	68	19	12	4	–	–	–	–	–	–
8690	24	9	23	4	2	9	7	6	14	13	–	–	–	–	–	–	1	–
8711	1	1	–	–	–	–	–	1	–	1	–	–	–	–	–	–	–	–
8712	16	17	12	1	2	–	12	15	12	3	–	–	–	–	–	–	–	–
8720	–	3	–	–	1	–	–	1	–	–	1	–	–	–	–	–	–	–
8730	1	–	1	–	–	–	1	–	1	–	–	–	–	–	–	–	–	–
8800	23	45	40	2	9	5	16	35	35	5	1	–	–	–	–	–	–	–
9001	3	1	5	–	–	–	1	–	4	2	1	1	–	–	–	–	–	–
9200	–	–	2	–	–	–	–	–	1	–	–	1	–	–	–	–	–	–
9312	4	1	1	–	–	–	–	–	1	4	1	–	–	–	–	–	–	–
9313	2	1	7	–	–	–	–	1	5	2	–	2	–	–	–	–	–	–
9319	1	–	1	–	–	–	–	–	1	1	–	–	–	–	–	–	–	–
9321	24	25	23	2	–	–	18	17	22	4	7	1	–	1	–	–	–	–
9329	4	1	–	1	–	–	1	–	–	2	1	–	–	–	–	–	–	–
9411	6	2	9	–	–	–	5	1	8	1	1	1	–	–	–	–	–	–
9412	18	14	9	–	–	–	6	9	7	12	4	1	–	1	1	–	–	–
9420	9	1	4	–	–	–	–	1	2	6	–	2	3	–	–	–	–	–
9430	47	21	17	2	1	2	13	7	11	30	12	4	1	1	–	1	–	–
9491	17	6	5	–	–	–	3	2	5	13	3	–	–	–	–	1	1	–
9492	–	2	–	–	–	–	–	–	–	–	2	–	–	–	–	–	–	–
9493	–	1	4	–	–	–	–	–	2	–	1	2	–	–	–	–	–	–
9499	47	58	55	–	–	1	36	47	50	11	10	4	–	1	–	–	–	–
9511	5	10	4	1	–	–	–	6	2	4	4	1	–	–	–	–	–	1
9512	1	1	4	–	–	3	–	1	1	1	–	–	–	–	–	–	–	–
9521	7	5	3	–	–	–	3	2	3	4	3	–	–	–	–	–	–	–
9529	2	–	–	–	–	–	1	–	–	1	–	–	–	–	–	–	–	–
9601	12	7	9	–	–	–	2	3	7	10	4	1	–	–	–	–	–	1
9602	13	2	6	–	–	–	2	2	4	11	–	2	–	–	–	–	–	–
9603	26	22	16	6	2	3	9	15	12	11	5	1	–	–	–	–	–	–
9609	3	1	1	–	–	–	–	1	1	2	–	–	1	–	–	–	–	–
9700	–	1	–	–	–	–	–	1	–	–	–	–	–	–	–	–	–	–
Ignorado	1.080	3.728	2.471	–	–	–	11	20	15	985	3.646	2.407	84	61	49	–	1	–

Fonte: DATAPREV, CAT, SUB.

Nota: Os dados são preliminares, estando sujeitos a correções.

Capítulo 39 - Ceará

39.2 - Quantidade mensal de acidentes do trabalho liquidados, por consequência, no estado do Ceará -2013/2015

MESES	QUANTIDADE DE ACIDENTES DO TRABALHO LIQUIDADOS																	
	Total			Consequência														
				Assistência Médica			Menos de 15 dias			Mais de 15 dias			Incapacidade Permanente			Óbito		
	2013	2014	2015	2013	2014	2015	2013	2014	2015	2013	2014	2015	2013	2014	2015	2013	2014	2015
TOTAL	**13.963**	**13.766**	**11.947**	**988**	**1.152**	**1.177**	**5.803**	**5.994**	**6.990**	**6.785**	**6.271**	**3.508**	**316**	**289**	**221**	**71**	**60**	**51**
Janeiro	1.231	1.144	1.061	86	79	109	521	490	539	584	546	377	35	25	28	5	4	8
Fevereiro	994	1.099	1.000	74	80	96	364	474	504	522	511	371	27	27	27	7	7	2
Março	1.071	978	974	81	73	109	391	420	546	572	459	289	23	22	24	4	4	6
Abril	1.188	1.127	1.008	74	116	114	484	447	569	599	532	291	27	29	30	4	3	4
Maio	1.223	1.186	1.035	101	96	120	481	498	569	607	562	310	29	26	33	5	4	3
Junho	1.095	1.038	1.026	95	94	91	437	413	642	532	502	274	26	24	18	5	5	1
Julho	1.204	1.204	1.056	77	132	94	526	505	652	571	543	287	22	22	18	8	2	5
Agosto	1.291	1.207	1.016	71	92	104	519	523	609	669	557	287	26	25	9	6	10	7
Setembro	1.271	1.293	1.033	79	112	93	565	575	635	593	582	288	25	19	11	9	5	6
Outubro	1.272	1.323	1.008	90	100	88	567	616	630	577	583	279	30	21	9	8	3	2
Novembro	1.103	1.143	901	79	87	82	478	529	568	522	494	239	20	27	8	4	6	4
Dezembro	1.020	1.024	829	81	91	77	470	504	527	437	400	216	26	22	6	6	7	3

Fonte: DATAPREV, CAT, SUB.
Nota: Os dados são preliminares, estando sujeitos a correções.

DISTRIBUIÇÃO DE ACIDENTES DO TRABALHO LIQUIDADOS, POR CONSEQUÊNCIA, NO ESTADO DO CEARÁ - 2015

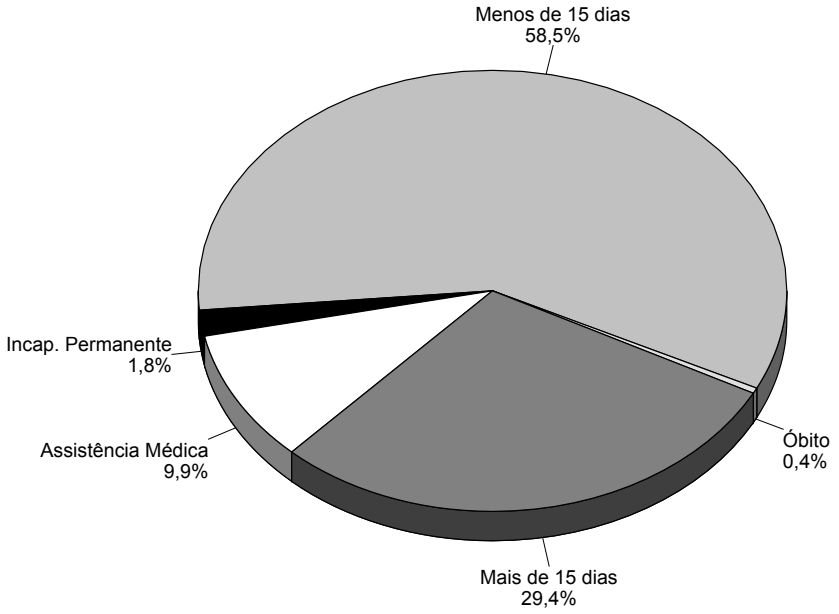

Fonte: DATAPREV, CAT, SUB.

Capítulo 40 - Rio Grande do Norte

40.1 - Quantidade de acidentes do trabalho liquidados, por consequência, segundo a Classificação Nacional de Atividades Econômicas (CNAE), no estado do Rio Grande do Norte - 2013/2015

(continua)

CNAE	QUANTIDADE DE ACIDENTES DO TRABALHO LIQUIDADOS																	
	Total			Consequência														
				Assistência Médica			Menos de 15 dias			Mais de 15 dias			Incapacidade Permanente			Óbito		
	2013	2014	2015	2013	2014	2015	2013	2014	2015	2013	2014	2015	2013	2014	2015	2013	2014	2015
TOTAL	**7.147**	**7.391**	**7.011**	**890**	**994**	**1.107**	**2.574**	**2.812**	**3.322**	**3.411**	**3.343**	**2.393**	**245**	**209**	**170**	**27**	**33**	**19**
0111	–	14	15	–	–	–	–	–	–	–	14	15	–	–	–	–	–	–
0112	1	2	–	–	–	–	–	–	–	–	2	–	1	–	–	–	–	–
0113	17	10	12	4	1	–	10	5	11	2	2	1	1	2	–	–	–	–
0114	–	3	1	–	–	–	–	–	–	–	3	1	–	–	–	–	–	–
0119	24	9	22	–	–	1	10	4	11	11	5	7	3	–	2	–	–	1
0121	1	1	–	–	–	–	–	–	–	1	1	–	–	–	–	–	–	–
0122	1	–	–	–	–	–	–	–	–	1	–	–	–	–	–	–	–	–
0132	4	1	1	1	–	–	2	1	1	1	–	–	–	–	–	–	–	–
0133	105	74	46	26	34	6	52	32	37	25	7	2	1	–	1	1	1	–
0134	1	–	–	–	–	–	–	–	–	–	–	–	1	–	–	–	–	–
0139	–	5	2	–	–	–	–	1	–	–	4	2	–	–	–	–	–	–
0141	2	1	3	–	–	–	1	–	1	1	1	1	–	–	1	–	–	–
0142	3	–	–	–	–	–	–	–	–	3	–	–	–	–	–	–	–	–
0151	2	1	3	–	–	–	1	–	2	1	1	–	–	–	1	–	–	–
0154	1	1	–	–	–	–	–	–	–	1	1	–	–	–	–	–	–	–
0155	17	9	12	–	–	–	10	6	7	7	2	4	–	1	1	–	–	–
0161	2	1	2	–	–	–	–	1	1	1	–	1	1	–	–	–	–	–
0162	2	–	–	–	–	–	–	–	–	2	–	–	–	–	–	–	–	–
0311	4	3	4	–	–	–	1	2	1	3	1	3	–	–	–	–	–	–
0321	32	34	43	–	2	6	25	31	32	7	1	5	–	–	–	–	–	–
0322	26	21	26	4	4	3	17	14	21	4	1	2	–	1	–	1	1	–
0600	112	63	30	81	49	19	21	13	11	9	1	–	1	–	–	–	–	–
0710	1	–	–	–	–	–	–	–	–	1	–	–	–	–	–	–	–	–
0724	6	7	8	–	1	4	4	4	2	2	2	2	–	–	–	–	–	–
0729	7	2	1	–	–	–	–	–	1	5	2	–	1	–	–	1	–	–
0810	32	16	7	2	1	1	12	9	6	14	5	–	3	1	–	1	–	–
0892	77	86	70	2	–	5	53	66	55	19	16	9	3	2	1	–	2	–
0899	4	5	1	–	–	–	–	–	–	4	4	1	–	1	–	–	–	–
0910	46	40	33	30	29	22	3	6	9	13	3	1	–	2	1	–	–	–
1011	8	1	8	–	–	–	1	1	8	7	–	–	–	–	–	–	–	–
1012	–	4	1	–	–	–	–	–	1	–	4	–	–	–	–	–	–	–
1013	3	4	2	–	–	–	–	3	2	3	1	–	–	–	–	–	–	–
1020	16	8	6	–	–	–	11	6	4	5	2	2	–	–	–	–	–	–
1031	10	2	4	–	–	–	1	1	3	8	1	–	1	–	1	–	–	–
1033	2	2	3	–	–	–	1	–	2	1	2	1	–	–	–	–	–	–
1051	3	–	–	–	–	–	–	–	–	3	–	–	–	–	–	–	–	–
1052	6	2	2	1	–	–	–	–	1	4	2	1	1	–	–	–	–	–
1053	10	7	12	–	–	1	2	3	9	8	4	2	–	–	–	–	–	–
1062	6	9	9	1	–	1	2	5	6	3	2	2	–	2	–	–	–	–
1063	1	1	–	–	–	–	–	–	–	1	1	–	–	–	–	–	–	–
1064	5	4	1	1	–	–	2	4	–	2	–	1	–	–	–	–	–	–
1065	–	1	–	–	–	–	–	1	–	–	–	–	–	–	–	–	–	–
1066	3	–	14	–	–	4	1	–	10	2	–	–	–	–	–	–	–	–
1069	45	35	27	1	1	–	33	25	23	10	8	3	1	1	1	–	–	–
1071	44	40	31	29	30	21	5	5	6	9	5	1	1	–	3	–	–	–
1081	13	7	10	–	–	–	10	5	9	3	2	1	–	–	–	–	–	–
1091	32	21	12	1	–	1	4	4	7	26	16	4	1	–	–	–	1	–
1092	2	7	1	–	–	–	–	5	–	2	2	1	–	–	–	–	–	–
1093	52	65	119	6	21	50	38	38	69	8	5	–	–	1	–	–	–	–
1094	2	2	–	–	–	–	–	–	–	1	2	–	1	–	–	–	–	–
1095	–	1	1	–	–	–	–	–	1	–	1	–	–	–	–	–	–	–
1096	1	1	2	–	–	–	1	1	2	–	–	–	–	–	–	–	–	–
1099	15	11	7	–	2	–	4	5	5	10	4	2	1	–	–	–	–	–
1111	–	8	3	–	–	–	–	–	–	–	8	3	–	–	–	–	–	–
1113	5	3	2	1	1	–	2	1	2	1	1	–	1	–	–	–	–	–
1121	9	6	9	1	–	–	4	5	7	2	1	2	1	–	–	1	–	–
1122	30	20	25	–	–	–	12	15	18	17	5	7	1	–	–	–	–	–
1311	–	–	2	–	–	–	–	–	–	–	–	1	–	–	1	–	–	–
1312	–	–	1	–	–	–	–	–	–	–	–	1	–	–	–	–	–	–
1314	24	10	13	7	5	4	4	4	8	13	–	–	–	1	1	–	–	–
1321	37	66	30	–	8	1	16	42	24	21	13	5	–	2	–	–	1	–
1322	1	1	–	–	–	–	–	–	–	1	–	–	–	1	–	–	–	–
1340	12	49	1	–	38	–	7	4	1	3	6	–	2	1	–	–	–	–
1351	9	3	2	–	–	–	–	1	2	9	1	–	–	1	–	–	–	–
1359	5	5	3	–	1	–	2	3	3	3	1	–	–	–	–	–	–	–
1411	5	5	–	–	–	–	–	2	–	5	1	–	–	1	–	–	1	–
1412	813	554	656	68	137	234	344	375	395	395	31	18	5	11	9	1	–	–
1413	1	–	–	–	–	–	–	–	–	1	–	–	–	–	–	–	–	–
1414	15	6	5	–	–	1	6	5	4	7	1	–	2	–	–	–	–	–
1539	3	5	3	1	5	1	–	–	1	–	–	–	2	–	1	–	–	–
1610	1	2	–	–	–	–	–	–	–	1	2	–	–	–	–	–	–	–
1621	1	–	–	–	–	–	–	–	–	1	–	–	–	–	–	–	–	–
1622	16	6	4	–	–	–	2	3	4	12	3	–	2	–	–	–	–	–
1623	1	–	1	–	–	–	1	–	–	–	–	1	–	–	–	–	–	–
1721	8	8	5	–	–	–	7	5	5	1	3	–	–	–	–	–	–	–
1722	1	–	1	–	–	–	1	–	–	–	–	1	–	–	–	–	–	–
1732	1	–	–	–	–	–	–	–	–	1	–	–	–	–	–	–	–	–
1733	5	1	4	–	–	–	2	–	1	3	1	2	–	–	1	–	–	–
1741	1	–	1	–	–	–	–	–	–	1	–	1	–	–	–	–	–	–
1742	2	–	–	–	–	–	–	–	–	2	–	–	–	–	–	–	–	–
1749	2	–	1	–	–	–	1	–	1	1	–	–	–	–	–	–	–	–
1811	1	1	2	–	–	–	1	–	1	–	1	1	–	–	–	–	–	–

Capítulo 40 - Rio Grande do Norte

40.1 - Quantidade de acidentes do trabalho liquidados, por consequência, segundo a Classificação Nacional de Atividades Econômicas (CNAE), no estado do Rio Grande do Norte - 2013/2015

(continuação)

CNAE	QUANTIDADE DE ACIDENTES DO TRABALHO LIQUIDADOS																	
	Total			Consequência														
				Assistência Médica			Menos de 15 dias			Mais de 15 dias			Incapacidade Permanente			Óbito		
	2013	2014	2015	2013	2014	2015	2013	2014	2015	2013	2014	2015	2013	2014	2015	2013	2014	2015
1812	1	5	2	–	–	–	–	–	–	1	2	1	–	3	1	–	–	–
1813	8	3	3	–	–	–	2	3	3	6	–	–	–	–	–	–	–	–
1910	–	–	3	–	–	–	–	–	–	–	–	3	–	–	–	–	–	–
1921	15	18	12	3	4	5	9	10	7	3	4	–	–	–	–	–	–	–
1931	49	46	65	8	9	14	19	31	42	18	4	6	4	2	2	–	–	1
1932	–	1	–	–	–	–	–	–	–	–	1	–	–	–	–	–	–	–
2013	–	1	2	–	–	–	–	1	2	–	–	–	–	–	–	–	–	–
2022	–	–	1	–	–	–	–	–	–	–	–	1	–	–	–	–	–	–
2029	1	3	–	–	–	–	–	1	–	1	2	–	–	–	–	–	–	–
2040	–	1	–	–	–	–	–	–	–	–	1	–	–	–	–	–	–	–
2061	7	4	3	–	–	–	6	3	3	1	–	–	–	1	–	–	–	–
2062	15	23	16	1	4	1	7	17	14	5	2	1	2	–	–	–	–	–
2063	3	–	–	–	–	–	–	–	–	3	–	–	–	–	–	–	–	–
2071	1	1	1	–	–	–	–	1	1	1	–	–	–	–	–	–	–	–
2091	–	–	1	–	–	–	–	–	–	–	–	1	–	–	–	–	–	–
2093	3	1	–	–	–	–	2	–	–	1	1	–	–	–	–	–	–	–
2110	1	–	–	–	–	–	1	–	–	–	–	–	–	–	–	–	–	–
2121	1	–	1	–	–	–	–	–	1	1	–	–	–	–	–	–	–	–
2212	1	–	–	–	–	–	–	–	–	1	–	–	–	–	–	–	–	–
2219	–	10	10	–	–	–	–	–	–	–	10	10	–	–	–	–	–	–
2221	3	–	–	–	–	–	3	–	–	–	–	–	–	–	–	–	–	–
2222	22	8	12	–	–	–	13	2	8	9	5	4	–	1	–	–	–	–
2229	10	3	9	1	–	–	1	1	6	8	2	2	–	–	1	–	–	–
2311	14	16	9	–	–	–	10	8	5	4	8	4	–	–	–	–	–	–
2319	–	1	–	–	–	–	–	–	–	–	1	–	–	–	–	–	–	–
2320	14	12	8	1	–	–	12	8	8	1	4	–	–	–	–	–	–	–
2330	24	15	7	1	1	–	10	9	3	12	4	2	1	1	2	–	–	–
2341	1	1	2	–	–	–	–	–	1	1	1	–	–	–	1	–	–	–
2342	51	32	22	–	–	–	15	12	8	28	15	12	7	4	2	1	1	–
2349	7	–	–	–	–	–	2	–	–	5	–	–	–	–	–	–	–	–
2391	4	2	5	–	–	–	2	2	5	1	–	–	1	–	–	–	–	–
2392	4	2	3	2	–	–	1	2	3	–	–	–	1	–	–	–	–	–
2399	1	–	–	–	–	–	–	–	–	1	–	–	–	–	–	–	–	–
2422	–	1	–	–	–	–	–	–	–	–	1	–	–	–	–	–	–	–
2423	–	1	1	–	–	–	–	1	1	–	–	–	–	–	–	–	–	–
2451	1	–	–	–	–	–	–	–	–	1	–	–	–	–	–	–	–	–
2511	8	12	–	–	1	–	2	9	–	6	1	–	–	–	–	–	1	–
2512	6	4	2	–	–	–	–	1	1	4	2	1	2	1	–	–	–	–
2513	1	–	1	–	–	–	–	–	–	1	–	1	–	–	–	–	–	–
2522	–	–	1	–	–	–	–	–	–	–	–	1	–	–	–	–	–	–
2531	–	1	–	–	–	–	–	–	–	–	1	–	–	–	–	–	–	–
2539	2	2	2	–	–	–	2	–	–	–	2	1	–	–	1	–	–	–
2542	6	9	2	–	1	1	6	5	1	–	3	–	–	–	–	–	–	–
2591	–	–	1	–	–	–	–	–	–	–	–	–	–	–	1	–	–	–
2599	9	5	2	4	1	–	1	1	2	4	2	–	–	1	–	–	–	–
2710	2	–	–	–	–	–	1	–	–	1	–	–	–	–	–	–	–	–
2722	–	–	2	–	–	–	–	–	1	–	–	1	–	–	–	–	–	–
2731	4	11	4	3	10	3	1	1	1	–	–	–	–	–	–	–	–	–
2751	1	–	1	–	–	–	–	–	–	1	–	1	–	–	–	–	–	–
2811	–	2	3	–	–	1	–	1	2	–	1	–	–	–	–	–	–	–
2821	–	–	1	–	–	–	–	–	–	–	–	1	–	–	–	–	–	–
2822	–	–	1	–	–	–	–	–	–	–	–	1	–	–	–	–	–	–
2829	4	1	1	–	–	–	–	–	–	4	1	1	–	–	–	–	–	–
2833	2	1	1	–	–	–	–	1	–	2	–	1	–	–	–	–	–	–
2862	–	–	2	–	–	–	–	–	1	–	–	–	–	–	–	–	–	1
2863	5	3	1	1	1	–	1	1	–	2	1	1	1	–	–	–	–	–
2869	5	3	1	–	–	–	–	2	–	5	1	–	–	–	1	–	–	–
2920	1	–	–	1	–	–	–	–	–	–	–	–	–	–	–	–	–	–
2930	10	7	6	–	–	–	7	5	4	3	2	1	–	–	1	–	–	–
2949	1	–	–	–	–	–	–	–	–	1	–	–	–	–	–	–	–	–
2950	3	–	–	–	–	–	1	–	–	2	–	–	–	–	–	–	–	–
3101	15	8	11	–	–	–	1	2	8	14	5	2	–	1	1	–	–	–
3102	4	6	3	–	1	–	2	3	3	1	2	–	–	–	–	1	–	–
3104	1	1	1	–	–	–	–	1	1	1	–	–	–	–	–	–	–	–
3212	–	–	1	–	–	–	–	–	–	–	–	1	–	–	–	–	–	–
3230	1	2	1	–	–	–	–	–	–	–	2	1	1	–	–	–	–	–
3250	2	1	1	–	–	–	1	–	1	1	1	–	–	–	–	–	–	–
3291	–	2	–	–	–	–	–	1	–	–	1	–	–	–	–	–	–	–
3292	1	–	–	–	–	–	–	–	–	1	–	–	–	–	–	–	–	–
3299	16	11	15	–	–	–	9	8	15	6	3	–	1	–	–	–	–	–
3311	–	2	1	–	–	–	–	2	1	–	–	–	–	–	–	–	–	–
3313	4	3	5	1	–	–	1	2	3	2	1	1	–	–	1	–	–	–
3314	2	6	1	–	1	–	1	3	1	–	1	–	1	1	–	–	–	–
3319	–	1	–	–	–	–	–	1	–	–	–	–	–	–	–	–	–	–
3321	11	7	5	10	6	3	–	–	1	1	1	1	–	–	–	–	–	–
3329	7	1	1	1	–	–	1	–	–	4	1	1	1	–	–	–	–	–
3511	9	9	13	5	2	5	3	3	5	1	4	3	–	–	–	–	–	–
3512	1	–	2	–	–	1	1	–	1	–	–	–	–	–	–	–	–	–
3514	81	42	35	21	16	13	45	18	20	14	8	2	1	–	–	–	–	–
3520	–	–	1	–	–	–	–	–	1	–	–	–	–	–	–	–	–	–
3600	83	102	106	13	33	32	48	60	66	22	9	6	–	–	1	–	–	1
3702	11	10	6	–	–	–	10	5	6	1	5	–	–	–	–	–	–	–
3811	85	52	59	11	1	2	26	34	51	44	16	6	3	1	–	1	–	–
3812	1	1	–	–	–	–	–	–	–	1	1	–	–	–	–	–	–	–

Capítulo 40 - Rio Grande do Norte

40.1 - Quantidade de acidentes do trabalho liquidados, por consequência, segundo a Classificação Nacional de Atividades Econômicas (CNAE), no estado do Rio Grande do Norte - 2013/2015

(continuação)

CNAE	QUANTIDADE DE ACIDENTES DO TRABALHO LIQUIDADOS																	
	Total			Consequência														
				Assistência Médica			Menos de 15 dias			Mais de 15 dias			Incapacidade Permanente			Óbito		
	2013	2014	2015	2013	2014	2015	2013	2014	2015	2013	2014	2015	2013	2014	2015	2013	2014	2015
3821	5	–	1	–	–	–	4	–	1	1	–	–	–	–	–	–	–	–
3822	1	–	–	–	–	–	–	–	–	1	–	–	–	–	–	–	–	–
3832	6	1	–	–	–	–	3	–	–	1	1	–	–	–	–	2	–	–
4110	92	65	25	–	–	–	29	29	18	59	31	7	3	4	–	1	1	–
4120	377	246	202	14	13	16	127	137	122	217	74	43	18	18	18	1	4	3
4211	33	27	6	1	2	–	15	13	3	15	11	2	2	1	1	–	–	–
4212	12	5	1	1	–	–	3	1	1	7	2	–	–	2	–	1	–	–
4213	1	2	1	–	–	–	–	1	–	1	1	1	–	–	–	–	–	–
4221	85	77	108	5	–	5	47	43	63	30	32	38	2	2	1	1	–	1
4222	–	9	1	–	–	–	–	6	1	–	2	–	–	–	–	–	1	–
4223	1	2	–	–	2	–	–	–	–	1	–	–	–	–	–	–	–	–
4291	3	–	–	3	–	–	–	–	–	–	–	–	–	–	–	–	–	–
4292	44	18	13	16	12	9	10	4	1	17	1	1	1	1	2	–	–	–
4299	71	41	19	26	6	4	24	26	12	19	7	–	2	1	3	–	1	–
4312	1	1	3	–	–	–	–	–	3	1	1	–	–	–	–	–	–	–
4313	16	9	4	1	–	–	4	7	1	10	2	1	–	–	2	1	–	–
4319	3	10	–	1	4	–	1	4	–	1	2	–	–	–	–	–	–	–
4321	48	28	34	9	–	4	21	18	24	17	10	4	1	–	1	–	–	1
4322	4	6	2	1	–	–	2	1	1	1	4	1	–	1	–	–	–	–
4329	9	10	9	–	4	–	3	2	7	2	3	2	1	1	–	3	–	–
4330	17	15	9	–	1	–	4	3	5	12	9	3	–	2	1	1	–	–
4391	8	5	1	–	1	–	–	3	–	6	–	–	2	1	1	–	–	–
4399	11	7	10	1	3	2	2	2	6	7	1	1	1	1	–	–	–	1
4511	26	22	15	–	–	1	11	14	10	13	7	4	2	1	–	–	–	–
4512	1	–	1	–	–	–	–	–	–	1	–	1	–	–	–	–	–	–
4520	24	10	9	–	–	1	13	4	6	9	5	2	2	–	–	–	1	–
4530	28	20	19	–	–	–	6	7	13	20	11	5	2	2	1	–	–	–
4541	10	11	4	–	–	–	4	3	1	6	7	3	–	1	–	–	–	–
4543	3	–	1	–	–	–	–	–	1	3	–	–	–	–	–	–	–	–
4611	–	–	1	–	–	–	–	–	1	–	–	–	–	–	–	–	–	–
4612	–	–	1	–	–	–	–	–	–	–	–	1	–	–	–	–	–	–
4613	1	–	–	–	–	–	–	–	–	1	–	–	–	–	–	–	–	–
4617	1	3	2	–	–	–	–	2	2	1	1	–	–	–	–	–	–	–
4623	1	3	–	–	–	–	–	–	–	1	3	–	–	–	–	–	–	–
4631	5	8	5	–	–	–	2	7	5	2	1	–	–	–	–	1	–	–
4632	12	11	8	–	–	–	7	7	8	4	3	–	–	–	–	1	1	–
4633	1	5	1	–	–	–	–	3	–	1	2	1	–	–	–	–	–	–
4634	1	5	3	–	–	–	–	1	1	1	4	2	–	–	–	–	–	–
4635	26	21	25	2	–	1	10	14	23	12	6	1	2	1	–	–	–	–
4636	1	1	2	–	–	–	–	–	2	1	1	–	–	–	–	–	–	–
4637	3	–	5	–	–	–	3	–	4	–	–	1	–	–	–	–	–	–
4639	17	15	13	–	–	–	3	8	9	13	5	4	1	2	–	–	–	–
4641	14	6	2	1	–	–	3	4	1	10	1	1	–	1	–	–	–	–
4642	–	1	2	–	–	–	–	–	1	–	1	1	–	–	–	–	–	–
4644	–	–	1	–	–	–	–	–	–	–	–	1	–	–	–	–	–	–
4645	–	2	1	–	–	–	–	1	–	–	1	1	–	–	–	–	–	–
4646	1	1	1	–	–	–	1	1	–	–	–	1	–	–	–	–	–	–
4649	10	7	13	–	–	–	2	5	11	8	2	2	–	–	–	–	–	–
4662	2	2	1	–	–	–	–	2	1	2	–	–	–	–	–	–	–	–
4663	1	3	–	–	3	–	–	–	–	1	–	–	–	–	–	–	–	–
4669	1	1	1	1	1	–	–	–	1	–	–	–	–	–	–	–	–	–
4672	–	4	1	–	1	–	–	2	1	–	1	–	–	–	–	–	–	–
4673	3	3	1	1	–	–	–	2	–	2	1	1	–	–	–	–	–	–
4679	4	4	5	1	–	–	1	1	3	2	3	2	–	–	–	–	–	–
4681	3	7	3	–	–	–	1	7	2	2	–	1	–	–	–	–	–	–
4682	4	1	–	2	1	–	1	–	–	1	–	–	–	–	–	–	–	–
4684	1	–	–	–	–	–	–	–	–	1	–	–	–	–	–	–	–	–
4686	2	–	1	–	–	–	–	–	–	2	–	1	–	–	–	–	–	–
4687	19	4	8	–	–	–	4	1	7	15	3	1	–	–	–	–	–	–
4689	4	5	5	–	–	2	2	3	2	2	2	1	–	–	–	–	–	–
4691	35	29	22	3	2	4	22	21	15	10	6	3	–	–	–	–	–	–
4692	2	1	–	–	–	–	–	–	–	1	1	–	1	–	–	–	–	–
4693	10	17	17	–	1	1	4	12	13	6	4	3	–	–	–	–	–	–
4711	303	243	271	15	17	25	150	174	229	133	48	15	5	3	2	–	1	–
4712	31	21	9	–	–	–	6	9	8	23	8	1	2	4	–	–	–	–
4713	14	5	10	–	–	–	5	2	5	7	2	4	2	1	1	–	–	–
4721	5	7	2	–	–	–	–	3	1	5	2	–	–	2	1	–	–	–
4722	9	8	10	–	–	–	1	3	9	6	4	1	2	1	–	–	–	–
4723	13	10	3	–	–	–	2	4	3	11	6	–	–	–	–	–	–	–
4724	2	1	1	–	–	–	–	–	1	2	1	–	–	–	–	–	–	–
4729	12	2	2	–	–	–	2	–	1	9	2	1	1	–	–	–	–	–
4731	36	35	24	1	2	–	14	13	16	21	18	8	–	2	–	–	–	–
4732	–	–	2	–	–	–	–	–	1	–	–	1	–	–	–	–	–	–
4741	1	1	1	–	–	–	1	1	1	–	–	–	–	–	–	–	–	–
4742	7	7	3	–	–	–	5	1	3	2	5	–	–	1	–	–	–	–
4743	4	6	6	–	–	–	–	1	4	4	4	2	–	1	–	–	–	–
4744	73	43	43	1	2	–	23	24	23	45	15	16	4	2	4	–	–	–
4751	5	9	10	–	1	1	1	2	6	4	6	3	–	–	–	–	–	–
4752	3	2	5	–	–	–	1	1	3	2	1	2	–	–	–	–	–	–
4753	12	10	5	–	–	–	5	4	4	6	6	1	1	–	–	–	–	–
4754	17	11	13	1	–	–	3	3	7	12	8	6	1	–	–	–	–	–
4755	6	3	–	–	1	–	2	1	–	4	1	–	–	–	–	–	–	–
4756	1	–	–	–	–	–	–	–	–	1	–	–	–	–	–	–	–	–
4757	–	6	–	–	–	–	–	3	–	–	3	–	–	–	–	–	–	–

Capítulo 40 - Rio Grande do Norte

40.1 - Quantidade de acidentes do trabalho liquidados, por consequência, segundo a Classificação Nacional de Atividades Econômicas (CNAE), no estado do Rio Grande do Norte - 2013/2015

(continuação)

CNAE	QUANTIDADE DE ACIDENTES DO TRABALHO LIQUIDADOS																	
	Total			Consequência														
				Assistência Médica			Menos de 15 dias			Mais de 15 dias			Incapacidade Permanente			Óbito		
	2013	2014	2015	2013	2014	2015	2013	2014	2015	2013	2014	2015	2013	2014	2015	2013	2014	2015
4759	7	8	–	–	–	–	5	3	–	2	5	–	–	–	–	–	–	–
4761	3	4	3	–	–	–	–	3	3	3	1	–	–	–	–	–	–	–
4763	5	1	2	–	–	–	1	–	1	4	1	1	–	–	–	–	–	–
4771	28	20	19	–	–	1	8	13	11	19	6	7	1	1	–	–	–	–
4772	3	3	4	–	–	–	2	–	1	1	3	3	–	–	–	–	–	–
4773	1	–	–	–	–	–	–	–	–	1	–	–	–	–	–	–	–	–
4774	5	2	3	–	–	–	–	2	2	5	–	1	–	–	–	–	–	–
4781	61	47	85	1	1	3	23	31	70	35	14	11	2	1	–	–	–	1
4782	8	10	12	–	–	–	1	6	12	7	4	–	–	–	–	–	–	–
4783	2	1	–	–	–	–	2	–	–	–	1	–	–	–	–	–	–	–
4784	26	14	9	–	1	–	3	5	5	23	7	3	–	1	1	–	–	–
4785	–	–	1	–	–	–	–	–	1	–	–	–	–	–	–	–	–	–
4789	20	14	5	–	–	–	2	5	1	17	6	3	1	3	1	–	–	–
4912	5	4	8	–	1	2	3	3	6	2	–	–	–	–	–	–	–	–
4921	203	55	63	–	–	–	27	31	39	170	16	13	6	7	11	–	1	–
4922	11	15	4	–	–	–	1	5	3	8	6	–	2	3	1	–	1	–
4923	2	2	2	1	1	–	1	1	2	–	–	–	–	–	–	–	–	–
4929	5	3	2	–	–	–	1	2	2	4	1	–	–	–	–	–	–	–
4930	92	63	34	15	16	7	28	27	21	47	17	5	2	1	1	–	2	–
4940	8	1	2	1	–	2	–	–	–	7	1	–	–	–	–	–	–	–
5011	1	1	1	–	–	–	–	1	–	–	–	1	1	–	–	–	–	–
5030	3	6	4	–	2	–	–	–	1	3	3	1	–	1	2	–	–	–
5111	16	11	6	–	1	–	10	5	4	6	5	2	–	–	–	–	–	–
5112	–	–	1	–	–	–	–	–	–	–	–	1	–	–	–	–	–	–
5211	–	3	2	–	–	–	–	–	1	–	3	1	–	–	–	–	–	–
5212	11	11	8	1	2	1	2	1	1	5	8	6	3	–	–	–	–	–
5221	–	–	2	–	–	–	–	–	–	–	–	2	–	–	–	–	–	–
5222	2	–	–	–	–	–	–	–	–	2	–	–	–	–	–	–	–	–
5223	3	5	3	–	–	–	1	2	2	2	3	1	–	–	–	–	–	–
5229	2	1	1	–	–	–	–	1	–	2	–	1	–	–	–	–	–	–
5231	4	4	9	–	–	2	–	1	5	4	2	2	–	–	–	–	1	–
5232	–	4	2	–	–	–	–	–	–	–	4	2	–	–	–	–	–	–
5239	1	2	–	–	1	–	1	–	–	–	–	–	–	1	–	–	–	–
5240	6	4	6	2	–	1	4	3	4	–	1	1	–	–	–	–	–	–
5250	4	3	2	–	–	–	3	1	2	1	1	–	–	1	–	–	–	–
5310	247	217	351	25	20	10	170	157	312	51	36	27	1	–	2	–	4	–
5320	5	6	5	–	–	1	1	2	3	3	4	1	1	–	–	–	–	–
5510	115	99	91	3	5	4	40	68	71	70	23	14	1	3	2	1	–	–
5590	2	–	1	–	–	–	–	–	–	2	–	1	–	–	–	–	–	–
5611	93	80	83	–	2	2	22	51	60	67	22	20	4	4	1	–	1	–
5620	21	22	16	6	2	4	6	13	11	9	7	1	–	–	–	–	–	–
5821	1	–	–	–	–	–	–	–	–	1	–	–	–	–	–	–	–	–
5822	1	1	–	–	–	–	1	–	–	–	1	–	–	–	–	–	–	–
5829	–	1	–	–	–	–	–	–	–	–	1	–	–	–	–	–	–	–
5911	–	1	–	–	–	–	–	1	–	–	–	–	–	–	–	–	–	–
5914	1	1	1	–	1	–	–	–	1	1	–	–	–	–	–	–	–	–
6010	1	1	1	–	–	–	–	–	1	1	1	–	–	–	–	–	–	–
6021	–	4	5	–	2	1	–	–	4	–	2	–	–	–	–	–	–	–
6110	2	1	2	–	–	–	2	1	2	–	–	–	–	–	–	–	–	–
6120	3	–	1	–	–	–	–	–	–	3	–	1	–	–	–	–	–	–
6141	11	9	15	1	–	2	6	6	13	4	3	–	–	–	–	–	–	–
6143	–	–	1	–	–	–	–	–	1	–	–	–	–	–	–	–	–	–
6190	2	1	4	–	–	–	2	–	2	–	1	1	–	–	1	–	–	–
6201	–	9	6	–	–	–	–	1	–	–	8	6	–	–	–	–	–	–
6202	–	–	1	–	–	–	–	–	–	–	–	1	–	–	–	–	–	–
6203	1	1	–	–	–	–	–	1	–	1	–	–	–	–	–	–	–	–
6204	4	1	1	–	–	1	1	1	–	3	–	–	–	–	–	–	–	–
6209	3	5	5	1	–	–	1	4	3	1	1	1	–	–	1	–	–	–
6311	1	4	3	–	–	–	–	–	1	–	4	2	1	–	–	–	–	–
6319	1	–	–	–	–	–	–	–	–	1	–	–	–	–	–	–	–	–
6399	–	2	–	–	–	–	–	1	–	–	1	–	–	–	–	–	–	–
6421	14	3	9	–	1	1	2	1	7	12	1	1	–	–	–	–	–	–
6422	50	23	36	–	1	1	9	13	34	37	7	1	4	2	–	–	–	–
6423	3	3	1	–	–	–	1	2	1	1	–	–	1	1	–	–	–	–
6424	–	1	3	–	1	–	–	–	3	–	–	–	–	–	–	–	–	–
6462	2	4	3	–	–	–	1	3	2	1	1	–	–	–	1	–	–	–
6493	–	2	–	–	–	–	–	2	–	–	–	–	–	–	–	–	–	–
6499	–	1	–	–	–	–	–	1	–	–	–	–	–	–	–	–	–	–
6541	1	–	–	–	–	–	1	–	–	–	–	–	–	–	–	–	–	–
6550	5	14	6	3	–	–	1	10	6	1	3	–	–	1	–	–	–	–
6612	2	–	–	–	–	–	1	–	–	1	–	–	–	–	–	–	–	–
6619	4	–	–	–	–	–	1	–	–	3	–	–	–	–	–	–	–	–
6622	–	1	–	–	–	–	–	1	–	–	–	–	–	–	–	–	–	–
6629	1	–	–	–	–	–	–	–	–	1	–	–	–	–	–	–	–	–
6630	–	1	–	–	–	–	–	–	–	–	1	–	–	–	–	–	–	–
6810	8	6	4	–	–	–	4	4	3	3	1	1	1	–	–	–	1	–
6821	–	2	–	–	–	–	–	2	–	–	–	–	–	–	–	–	–	–
6822	7	4	4	1	–	–	2	1	2	4	3	2	–	–	–	–	–	–
6911	2	–	2	–	–	–	–	–	–	2	–	2	–	–	–	–	–	–
6912	1	–	–	–	–	–	–	–	–	1	–	–	–	–	–	–	–	–
6920	10	6	1	1	–	–	3	4	1	5	1	–	–	1	–	1	–	–
7010	–	2	–	–	–	–	–	1	–	–	1	–	–	–	–	–	–	–
7020	3	3	4	–	1	1	2	1	3	1	1	–	–	–	–	–	–	–
7111	–	–	1	–	–	–	–	–	–	–	–	1	–	–	–	–	–	–

Capítulo 40 - Rio Grande do Norte

40.1 - Quantidade de acidentes do trabalho liquidados, por consequência, segundo a Classificação Nacional de Atividades Econômicas (CNAE), no estado do Rio Grande do Norte - 2013/2015

(conclusão)

CNAE	QUANTIDADE DE ACIDENTES DO TRABALHO LIQUIDADOS																	
	Total			Consequência														
				Assistência Médica			Menos de 15 dias			Mais de 15 dias			Incapacidade Permanente			Óbito		
	2013	2014	2015	2013	2014	2015	2013	2014	2015	2013	2014	2015	2013	2014	2015	2013	2014	2015
7112	31	29	33	8	11	9	15	6	19	7	10	5	–	2	–	1	–	–
7119	10	3	1	–	1	–	3	2	–	7	–	–	–	–	1	–	–	–
7120	–	2	3	–	1	3	–	1	–	–	–	–	–	–	–	–	–	–
7210	–	1	–	–	–	–	–	1	–	–	–	–	–	–	–	–	–	–
7220	–	1	–	–	–	–	–	–	–	–	1	–	–	–	–	–	–	–
7311	2	3	1	–	–	–	–	1	–	2	2	1	–	–	–	–	–	–
7312	1	1	–	–	–	–	–	–	–	1	–	–	–	1	–	–	–	–
7319	2	3	4	–	–	–	1	2	3	1	1	–	–	–	–	–	–	1
7320	1	2	1	–	–	–	–	1	1	1	1	–	–	–	–	–	–	–
7420	–	1	2	–	–	–	–	–	1	–	1	1	–	–	–	–	–	–
7490	11	7	8	1	2	–	2	–	4	7	4	4	1	1	–	–	–	–
7711	16	20	17	1	2	2	7	9	9	5	9	6	3	–	–	–	–	–
7719	–	–	1	–	–	–	–	–	1	–	–	–	–	–	–	–	–	–
7722	–	1	–	–	–	–	–	1	–	–	–	–	–	–	–	–	–	–
7729	3	–	–	–	–	–	–	–	–	2	–	–	1	–	–	–	–	–
7732	14	9	9	–	–	2	5	6	3	8	3	4	1	–	–	–	–	–
7733	4	5	–	–	–	–	2	3	–	2	2	–	–	–	–	–	–	–
7739	7	3	7	–	–	2	3	2	3	3	1	1	1	–	–	–	–	1
7810	20	5	5	–	–	–	6	4	4	13	1	–	1	–	1	–	–	–
7820	109	51	41	4	8	–	41	27	31	58	13	6	6	3	4	–	–	–
7830	18	9	8	6	–	–	4	4	5	8	5	2	–	–	–	–	–	1
7911	3	–	3	–	–	–	1	–	3	2	–	–	–	–	–	–	–	–
8011	66	55	52	1	–	3	28	35	38	34	17	8	3	2	3	–	1	–
8012	39	20	37	–	–	1	18	7	29	21	10	7	–	2	–	–	1	–
8020	5	9	17	–	–	–	–	5	14	5	4	1	–	–	–	–	–	2
8030	–	1	–	–	–	–	–	–	–	–	1	–	–	–	–	–	–	–
8111	9	5	4	–	–	–	1	3	2	7	1	2	1	1	–	–	–	–
8112	39	34	36	3	1	1	12	19	23	23	14	10	1	–	2	–	–	–
8121	14	18	15	–	1	3	5	12	7	9	5	3	–	–	1	–	–	1
8122	4	1	4	–	–	–	–	–	–	4	1	4	–	–	–	–	–	–
8129	6	2	–	–	–	–	3	1	–	2	–	–	1	1	–	–	–	–
8130	–	–	2	–	–	–	–	–	–	–	–	2	–	–	–	–	–	–
8211	11	4	2	–	–	–	5	1	1	6	2	1	–	1	–	–	–	–
8219	6	2	1	–	1	–	2	–	1	3	–	–	1	1	–	–	–	–
8220	50	72	94	–	3	6	22	59	79	27	10	9	1	–	–	–	–	–
8230	2	2	2	–	–	–	1	1	–	1	1	2	–	–	–	–	–	–
8291	3	3	1	–	–	1	–	1	–	3	2	–	–	–	–	–	–	–
8299	15	20	9	1	5	1	4	5	7	9	8	1	1	2	–	–	–	–
8411	229	71	61	4	6	7	49	39	41	167	17	7	9	8	6	–	1	–
8412	1	–	1	–	–	–	–	–	1	1	–	–	–	–	–	–	–	–
8422	–	–	2	–	–	2	–	–	–	–	–	–	–	–	–	–	–	–
8423	–	–	1	–	–	–	–	–	1	–	–	–	–	–	–	–	–	–
8424	1	1	1	–	–	–	–	1	–	1	–	–	–	–	1	–	–	–
8430	–	1	–	–	–	–	–	1	–	–	–	–	–	–	–	–	–	–
8511	2	32	31	–	–	–	1	–	1	1	32	30	–	–	–	–	–	–
8512	12	4	1	–	–	–	4	2	1	7	1	–	1	1	–	–	–	–
8513	15	13	13	–	1	–	3	7	6	11	5	5	1	–	1	–	–	1
8520	3	6	8	–	–	–	–	4	6	3	2	2	–	–	–	–	–	–
8531	8	4	3	–	–	–	3	1	–	3	3	3	1	–	–	1	–	–
8532	6	7	6	–	–	–	–	3	4	6	4	2	–	–	–	–	–	–
8541	3	1	2	–	–	–	1	1	–	2	–	2	–	–	–	–	–	–
8591	–	1	–	–	–	–	–	–	–	–	1	–	–	–	–	–	–	–
8593	–	2	–	–	1	–	–	–	–	–	1	–	–	–	–	–	–	–
8599	11	5	4	–	–	–	4	3	2	5	2	2	1	–	–	1	–	–
8610	570	506	588	309	304	375	194	190	207	67	12	6	–	–	–	–	–	–
8621	1	–	–	–	–	–	1	–	–	–	–	–	–	–	–	–	–	–
8630	4	9	3	1	1	1	–	4	1	2	4	1	1	–	–	–	–	–
8640	38	41	41	20	18	27	9	21	10	9	2	3	–	–	1	–	–	–
8650	10	5	8	2	1	–	4	3	8	4	1	–	–	–	–	–	–	–
8660	–	19	88	–	15	67	–	4	20	–	–	1	–	–	–	–	–	–
8690	1	–	–	–	–	–	–	–	–	1	–	–	–	–	–	–	–	–
8711	1	–	–	–	–	–	1	–	–	–	–	–	–	–	–	–	–	–
8712	2	1	3	–	–	–	–	1	3	2	–	–	–	–	–	–	–	–
8730	9	4	3	–	–	–	2	1	2	7	3	–	–	–	1	–	–	–
8800	27	27	25	2	3	4	20	23	21	5	1	–	–	–	–	–	–	–
9001	3	2	2	–	–	–	1	1	2	2	1	–	–	–	–	–	–	–
9101	–	–	1	–	–	–	–	–	1	–	–	–	–	–	–	–	–	–
9312	8	2	–	–	–	–	2	1	–	5	1	–	1	–	–	–	–	–
9313	3	1	4	–	–	–	–	–	3	3	1	1	–	–	–	–	–	–
9319	6	4	–	–	–	–	1	–	–	5	4	–	–	–	–	–	–	–
9321	2	–	–	–	–	–	–	–	–	2	–	–	–	–	–	–	–	–
9412	2	2	3	–	–	–	1	1	2	–	1	–	1	–	1	–	–	–
9420	5	5	4	–	–	–	1	3	4	2	2	–	2	–	–	–	–	–
9430	11	5	4	–	1	–	–	1	2	11	1	–	–	2	2	–	–	–
9491	9	6	1	–	–	–	–	1	–	8	5	1	1	–	–	–	–	–
9499	4	12	9	–	–	–	2	11	5	2	1	4	–	–	–	–	–	–
9511	1	–	1	–	–	–	–	–	1	1	–	–	–	–	–	–	–	–
9512	1	–	–	1	–	–	–	–	–	–	–	–	–	–	–	–	–	–
9521	5	10	5	–	1	–	1	4	5	3	5	–	1	–	–	–	–	–
9529	3	3	–	–	–	–	–	1	–	3	1	–	–	1	–	–	–	–
9601	5	4	4	–	–	–	1	1	1	4	3	1	–	–	1	–	–	1
9602	6	5	–	–	–	–	1	2	–	5	2	–	–	1	–	–	–	–
9603	8	10	8	–	–	–	5	3	5	3	6	3	–	1	–	–	–	–
9609	–	1	1	–	–	–	–	–	–	–	1	1	–	–	–	–	–	–
9700	–	1	–	–	–	–	–	–	–	–	1	–	–	–	–	–	–	–
Ignorado	250	2.101	1.721	–	2	–	6	14	11	201	2.048	1.672	43	37	38	–	–	–

Fonte: DATAPREV, CAT, SUB.

Nota: Os dados são preliminares, estando sujeitos a correções.

Capítulo 40 - Rio Grande do Norte

40.2 - Quantidade mensal de acidentes do trabalho liquidados, por consequência, no estado do Rio Grande do Norte - 2013/2015

MESES	QUANTIDADE DE ACIDENTES DO TRABALHO LIQUIDADOS																	
	Total			Consequência														
				Assistência Médica			Menos de 15 dias			Mais de 15 dias			Incapacidade Permanente			Óbito		
	2013	2014	2015	2013	2014	2015	2013	2014	2015	2013	2014	2015	2013	2014	2015	2013	2014	2015
TOTAL	**7.147**	**7.391**	**7.011**	**890**	**994**	**1.107**	**2.574**	**2.812**	**3.322**	**3.411**	**3.343**	**2.393**	**245**	**209**	**170**	**27**	**33**	**19**
Janeiro	626	575	537	77	80	72	219	203	207	307	279	247	21	11	9	2	2	2
Fevereiro	518	582	567	55	80	89	186	228	224	258	256	237	15	15	15	4	3	2
Março	590	637	635	64	96	84	204	220	302	298	309	226	21	12	21	3	–	2
Abril	688	635	628	79	86	102	254	239	309	335	293	200	16	12	14	4	5	3
Maio	617	678	585	80	84	105	226	279	266	289	287	187	22	24	25	–	4	2
Junho	552	523	619	66	58	92	177	192	308	284	254	201	25	16	17	–	3	1
Julho	640	693	641	80	106	118	227	243	318	299	322	178	29	19	25	5	3	2
Agosto	663	692	617	88	87	100	228	284	309	325	305	195	21	15	12	1	1	1
Setembro	594	655	586	76	93	87	224	238	296	275	280	195	19	41	7	–	3	1
Outubro	671	681	583	112	86	112	245	252	281	296	321	186	14	19	3	4	3	1
Novembro	529	569	516	58	69	76	208	221	241	240	259	187	19	14	12	4	6	–
Dezembro	459	471	497	55	69	70	176	213	261	205	178	154	23	11	10	–	–	2

Fonte: DATAPREV, CAT, SUB.
Nota: Os dados são preliminares, estando sujeitos a correções.

DISTRIBUIÇÃO DE ACIDENTES DO TRABALHO LIQUIDADOS, POR CONSEQUÊNCIA, NO ESTADO DO RIO GRANDE DO NORTE - 2015

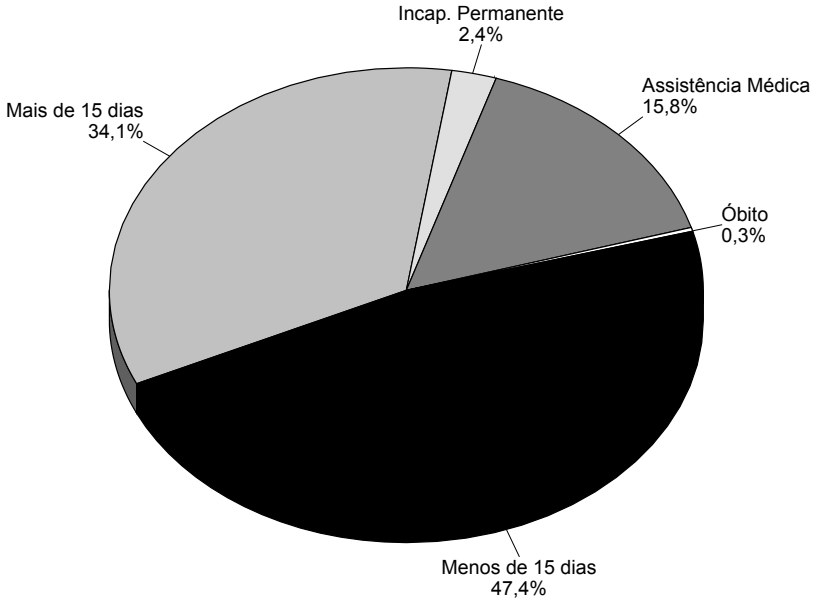

Fonte: DATAPREV, CAT, SUB.

Capítulo 41 - Paraíba

41.1 - Quantidade de acidentes do trabalho liquidados, por consequência, segundo a Classificação Nacional de Atividades Econômicas (CNAE), no estado da Paraíba - 2013/2015

(continua)

CNAE	QUANTIDADE DE ACIDENTES DO TRABALHO LIQUIDADOS																	
	Total			Consequência														
				Assistência Médica			Menos de 15 dias			Mais de 15 dias			Incapacidade Permanente			Óbito		
	2013	2014	2015	2013	2014	2015	2013	2014	2015	2013	2014	2015	2013	2014	2015	2013	2014	2015
TOTAL	**5.343**	**5.661**	**4.374**	**371**	**346**	**284**	**1.885**	**2.055**	**2.143**	**2.828**	**3.027**	**1.761**	**239**	**213**	**161**	**20**	**20**	**25**
0111	–	8	8	–	–	–	–	–	–	–	7	8	–	1	–	–	–	–
0113	33	22	33	1	2	1	24	18	32	7	2	–	1	–	–	–	–	–
0114	–	4	4	–	–	–	–	–	–	–	4	4	–	–	–	–	–	–
0119	2	–	–	–	–	–	–	–	–	2	–	–	–	–	–	–	–	–
0121	–	3	2	–	–	–	–	–	–	–	3	2	–	–	–	–	–	–
0133	–	3	2	–	–	–	–	2	2	–	1	–	–	–	–	–	–	–
0139	2	–	1	–	–	–	–	–	1	2	–	–	–	–	–	–	–	–
0141	–	3	1	–	–	–	–	1	1	–	1	–	–	1	–	–	–	–
0142	–	2	–	–	–	–	–	1	–	–	1	–	–	–	–	–	–	–
0151	8	4	1	–	–	–	2	3	–	5	–	1	1	–	–	–	1	–
0153	1	–	–	–	–	–	–	–	–	1	–	–	–	–	–	–	–	–
0155	25	30	15	1	1	–	17	23	12	7	4	3	–	–	–	–	2	–
0159	1	1	–	–	–	–	1	–	–	–	–	–	–	1	–	–	–	–
0161	–	1	–	–	–	–	–	–	–	–	–	–	–	1	–	–	–	–
0162	–	1	1	–	–	–	–	–	1	–	1	–	–	–	–	–	–	–
0163	1	–	1	–	–	–	1	–	1	–	–	–	–	–	–	–	–	–
0210	27	37	39	–	–	8	25	35	31	2	2	–	–	–	–	–	–	–
0311	–	1	–	–	–	–	–	–	–	–	–	–	–	1	–	–	–	–
0321	1	2	–	–	–	–	–	1	–	1	1	–	–	–	–	–	–	–
0322	1	–	–	–	–	–	1	–	–	–	–	–	–	–	–	–	–	–
0724	–	3	–	–	–	–	–	–	–	–	3	–	–	–	–	–	–	–
0729	1	4	1	–	2	1	–	2	–	–	–	–	1	–	–	–	–	–
0810	16	10	6	1	–	–	7	8	4	7	1	1	–	–	1	1	1	–
0899	3	3	–	1	2	–	2	1	–	–	–	–	–	–	–	–	–	–
0910	1	1	–	–	1	–	–	–	–	1	–	–	–	–	–	–	–	–
1011	3	1	1	–	–	–	–	1	–	3	–	1	–	–	–	–	–	–
1012	27	16	10	–	–	–	11	8	6	16	7	4	–	1	–	–	–	–
1013	–	1	–	–	–	–	–	–	–	–	1	–	–	–	–	–	–	–
1020	1	1	–	–	–	–	–	1	–	1	–	–	–	–	–	–	–	–
1031	3	–	–	–	–	–	1	–	–	1	–	–	1	–	–	–	–	–
1033	11	15	9	–	–	–	5	13	7	6	2	2	–	–	–	–	–	–
1051	2	1	–	–	–	–	–	1	–	2	–	–	–	–	–	–	–	–
1052	9	11	–	–	–	–	4	11	–	5	–	–	–	–	–	–	–	–
1053	5	–	4	–	–	–	1	–	4	3	–	–	1	–	–	–	–	–
1062	8	5	4	–	–	–	3	3	3	5	1	1	–	1	–	–	–	–
1064	9	9	13	–	–	–	4	6	11	5	3	1	–	–	1	–	–	–
1066	1	2	12	–	–	–	1	–	9	–	2	–	–	–	–	–	–	3
1069	21	48	39	–	–	–	5	37	36	16	11	3	–	–	–	–	–	–
1071	83	59	35	–	–	–	39	34	22	36	21	8	8	4	5	–	–	–
1072	11	9	1	–	–	–	2	7	1	9	2	–	–	–	–	–	–	–
1081	71	55	45	–	–	–	46	49	35	22	5	8	3	1	2	–	–	–
1091	24	18	10	–	–	–	1	6	6	23	10	3	–	2	1	–	–	–
1092	8	4	4	–	–	–	2	2	3	6	2	–	–	–	1	–	–	–
1093	–	1	–	–	–	–	–	–	–	–	–	–	–	1	–	–	–	–
1094	4	3	–	–	–	–	–	1	–	3	–	–	1	2	–	–	–	–
1095	–	–	1	–	–	–	–	–	1	–	–	–	–	–	–	–	–	–
1099	4	1	4	–	–	–	1	1	4	3	–	–	–	–	–	–	–	–
1111	–	3	6	–	–	–	–	–	1	–	3	5	–	–	–	–	–	–
1112	1	2	2	–	–	–	–	–	1	1	2	1	–	–	–	–	–	–
1113	22	13	12	5	5	7	10	6	4	7	1	1	–	1	–	–	–	–
1121	25	26	13	–	–	–	21	25	13	2	1	–	2	–	–	–	–	–
1122	71	58	48	–	1	–	39	53	45	31	4	3	1	–	–	–	–	–
1311	76	51	51	–	–	–	32	35	42	39	16	3	5	–	4	–	–	2
1312	4	2	4	–	–	–	1	1	2	3	1	1	–	–	1	–	–	–
1321	50	12	9	–	–	–	16	9	7	34	2	1	–	1	1	–	–	–
1323	4	6	3	–	–	–	2	5	3	2	–	–	–	1	–	–	–	–
1330	1	1	1	–	–	–	–	–	1	1	1	–	–	–	–	–	–	–
1340	3	–	–	–	–	–	–	–	–	2	–	–	1	–	–	–	–	–
1351	9	4	1	–	–	–	2	3	1	7	1	–	–	–	–	–	–	–
1352	–	1	1	–	–	–	–	–	1	–	1	–	–	–	–	–	–	–
1353	1	–	–	–	–	–	–	–	–	1	–	–	–	–	–	–	–	–
1354	–	1	1	–	–	–	–	–	–	–	1	1	–	–	–	–	–	–
1359	–	2	–	–	–	–	–	2	–	–	–	–	–	–	–	–	–	–
1411	24	11	12	–	–	–	8	8	11	16	3	–	–	–	1	–	–	–
1412	38	4	4	1	–	–	7	1	3	27	1	–	3	2	1	–	–	–
1414	11	1	–	–	–	–	–	–	–	10	–	–	1	1	–	–	–	–
1422	1	–	1	–	–	–	–	–	–	1	–	–	–	–	1	–	–	–
1521	–	1	–	–	–	–	–	–	–	–	1	–	–	–	–	–	–	–
1529	2	1	–	–	–	–	–	–	–	1	1	–	1	–	–	–	–	–
1531	6	2	2	–	–	–	–	–	2	5	1	–	1	1	–	–	–	–
1532	222	55	18	66	31	4	10	18	10	143	5	1	3	1	3	–	–	–
1533	2	1	–	–	–	–	1	–	–	1	1	–	–	–	–	–	–	–
1539	363	452	218	189	216	132	42	88	55	125	142	28	7	6	3	–	–	–
1540	2	4	1	–	–	–	2	1	–	–	3	–	–	–	1	–	–	–
1610	2	3	–	–	–	–	–	–	–	2	3	–	–	–	–	–	–	–
1622	6	2	1	–	–	–	–	–	1	5	2	–	1	–	–	–	–	–
1721	–	11	4	–	–	–	–	–	–	–	11	3	–	–	1	–	–	–
1722	–	–	2	–	–	–	–	–	–	–	–	2	–	–	–	–	–	–
1731	36	21	15	–	–	–	29	17	13	4	4	2	2	–	–	1	–	–
1733	–	1	–	–	–	–	–	–	–	–	1	–	–	–	–	–	–	–
1741	6	10	10	–	–	–	4	6	8	2	3	2	–	1	–	–	–	–
1742	1	–	1	–	–	–	–	–	1	1	–	–	–	–	–	–	–	–

Capítulo 41 - Paraíba

41.1 - Quantidade de acidentes do trabalho liquidados, por consequência, segundo a Classificação Nacional de Atividades Econômicas (CNAE), no estado da Paraíba - 2013/2015

(continuação)

CNAE	QUANTIDADE DE ACIDENTES DO TRABALHO LIQUIDADOS																	
	Total			Consequência														
				Assistência Médica			Menos de 15 dias			Mais de 15 dias			Incapacidade Permanente			Óbito		
	2013	2014	2015	2013	2014	2015	2013	2014	2015	2013	2014	2015	2013	2014	2015	2013	2014	2015
1749	2	1	2	–	–	–	–	1	–	2	–	2	–	–	–	–	–	–
1811	19	16	3	–	–	–	10	10	3	9	6	–	–	–	–	–	–	–
1812	–	13	7	–	–	–	–	–	–	–	13	7	–	–	–	–	–	–
1813	4	1	2	–	–	–	2	1	2	2	–	–	–	–	–	–	–	–
1822	–	1	–	–	–	–	–	1	–	–	–	–	–	–	–	–	–	–
1910	–	–	1	–	–	–	–	–	–	–	–	1	–	–	–	–	–	–
1921	10	6	12	–	–	1	6	4	11	3	2	–	1	–	–	–	–	–
1931	81	70	53	23	19	21	36	33	26	18	14	5	4	4	1	–	–	–
1932	–	17	14	–	–	–	–	–	–	–	17	14	–	–	–	–	–	–
2014	–	1	–	–	–	–	–	–	–	–	1	–	–	–	–	–	–	–
2019	1	–	–	–	–	–	1	–	–	–	–	–	–	–	–	–	–	–
2029	–	–	1	–	–	–	–	–	–	–	–	1	–	–	–	–	–	–
2040	–	1	–	–	–	–	–	–	–	–	1	–	–	–	–	–	–	–
2061	–	–	1	–	–	–	–	–	–	–	–	1	–	–	–	–	–	–
2062	6	2	2	–	–	–	3	–	2	3	2	–	–	–	–	–	–	–
2063	–	3	–	–	1	–	–	1	–	–	1	–	–	–	–	–	–	–
2071	2	1	1	–	–	–	1	–	1	–	1	–	–	–	–	1	–	–
2073	–	–	2	–	–	–	–	–	1	–	–	–	–	–	–	–	–	1
2091	2	1	1	–	–	–	–	–	1	2	1	–	–	–	–	–	–	–
2099	–	1	–	–	–	–	–	–	–	–	1	–	–	–	–	–	–	–
2121	1	–	–	–	–	–	–	–	–	–	–	–	1	–	–	–	–	–
2211	1	–	–	–	–	–	–	–	–	1	–	–	–	–	–	–	–	–
2212	1	4	1	–	–	–	–	1	–	1	3	1	–	–	–	–	–	–
2219	20	8	11	–	–	–	7	5	3	13	2	8	–	1	–	–	–	–
2221	5	3	4	–	–	–	3	–	4	2	3	–	–	–	–	–	–	–
2222	46	29	28	–	–	1	17	14	20	27	14	6	1	1	1	1	–	–
2223	11	5	5	–	–	–	8	5	2	3	–	3	–	–	–	–	–	–
2229	14	9	5	–	–	–	6	3	4	7	6	1	1	–	–	–	–	–
2311	7	5	7	–	–	–	1	2	3	6	3	1	–	–	1	–	–	2
2319	2	2	–	–	–	–	1	1	–	1	1	–	–	–	–	–	–	–
2320	6	27	19	3	9	7	2	12	11	1	4	1	–	–	–	–	2	–
2330	14	14	9	–	2	1	5	4	4	8	8	3	1	–	1	–	–	–
2341	2	–	–	–	–	–	–	–	–	2	–	–	–	–	–	–	–	–
2342	87	72	52	2	–	–	54	45	46	29	20	5	2	4	1	–	3	–
2349	28	11	8	4	–	–	13	9	7	10	2	1	1	–	–	–	–	–
2391	7	3	1	–	–	–	2	2	–	4	1	–	1	–	1	–	–	–
2392	1	1	1	–	–	–	–	–	1	1	–	–	–	1	–	–	–	–
2399	11	3	7	–	–	–	4	–	4	7	3	2	–	–	1	–	–	–
2423	1	–	–	–	–	–	–	–	–	1	–	–	–	–	–	–	–	–
2441	9	8	2	–	–	–	2	4	1	6	4	1	1	–	–	–	–	–
2442	1	–	–	–	–	–	–	–	–	1	–	–	–	–	–	–	–	–
2449	1	–	–	–	–	–	–	–	–	1	–	–	–	–	–	–	–	–
2452	–	2	1	–	–	–	–	–	–	–	2	1	–	–	–	–	–	–
2511	36	15	7	–	–	–	25	12	6	10	3	–	1	–	1	–	–	–
2512	4	3	1	–	–	–	2	1	1	2	1	–	–	1	–	–	–	–
2521	–	1	–	–	–	–	–	–	–	–	1	–	–	–	–	–	–	–
2522	–	1	–	–	–	–	–	–	–	–	1	–	–	–	–	–	–	–
2532	9	5	14	–	–	–	3	3	13	6	1	–	–	1	1	–	–	–
2539	2	1	–	–	–	–	–	–	–	1	1	–	1	–	–	–	–	–
2542	2	3	1	–	–	–	–	2	1	1	1	–	1	–	–	–	–	–
2591	1	–	–	–	–	–	–	–	–	1	–	–	–	–	–	–	–	–
2592	2	–	–	–	–	–	–	–	–	1	–	–	1	–	–	–	–	–
2593	8	4	1	–	–	–	–	1	1	7	3	–	1	–	–	–	–	–
2599	1	–	–	–	–	–	–	–	–	1	–	–	–	–	–	–	–	–
2610	–	–	2	–	–	–	–	–	1	–	–	–	–	–	–	–	–	1
2621	4	9	–	–	–	–	2	7	–	2	2	–	–	–	–	–	–	–
2670	–	–	1	–	–	1	–	–	–	–	–	–	–	–	–	–	–	–
2710	2	–	–	–	–	–	–	–	–	2	–	–	–	–	–	–	–	–
2722	–	1	–	–	–	–	–	–	–	–	1	–	–	–	–	–	–	–
2751	–	–	1	–	–	–	–	–	–	–	–	1	–	–	–	–	–	–
2790	–	–	1	–	–	–	–	–	1	–	–	–	–	–	–	–	–	–
2812	–	1	–	–	–	–	–	–	–	–	1	–	–	–	–	–	–	–
2822	1	–	–	–	–	–	1	–	–	–	–	–	–	–	–	–	–	–
2823	1	2	–	–	–	–	–	1	–	1	1	–	–	–	–	–	–	–
2829	–	1	2	–	–	–	–	1	2	–	–	–	–	–	–	–	–	–
2833	1	–	3	–	–	–	–	–	–	1	–	3	–	–	–	–	–	–
2852	1	–	–	–	–	–	–	–	–	1	–	–	–	–	–	–	–	–
2862	–	1	–	–	–	–	–	–	–	–	1	–	–	–	–	–	–	–
2869	4	2	1	–	–	–	2	–	1	2	2	–	–	–	–	–	–	–
2930	–	1	1	–	–	–	–	–	1	–	1	–	–	–	–	–	–	–
2950	–	1	–	–	–	–	–	–	–	–	1	–	–	–	–	–	–	–
3012	1	1	–	–	–	–	–	–	–	1	1	–	–	–	–	–	–	–
3101	18	3	4	–	–	1	6	2	3	12	1	–	–	–	–	–	–	–
3102	12	6	3	–	–	–	5	3	–	7	2	2	–	1	1	–	–	–
3103	1	4	3	–	–	–	–	1	1	1	3	2	–	–	–	–	–	–
3104	17	6	6	–	1	–	13	5	6	4	–	–	–	–	–	–	–	–
3212	–	1	–	–	–	–	–	1	–	–	–	–	–	–	–	–	–	–
3220	1	2	1	–	–	–	–	2	1	1	–	–	–	–	–	–	–	–
3230	–	2	3	–	–	–	–	–	–	–	2	3	–	–	–	–	–	–
3240	1	–	–	–	–	–	–	–	–	1	–	–	–	–	–	–	–	–

Capítulo 41 - Paraíba

41.1 - Quantidade de acidentes do trabalho liquidados, por consequência, segundo a Classificação Nacional de Atividades Econômicas (CNAE), no estado da Paraíba - 2013/2015

(continuação)

CNAE	QUANTIDADE DE ACIDENTES DO TRABALHO LIQUIDADOS																	
	Total			Consequência														
				Assistência Médica			Menos de 15 dias			Mais de 15 dias			Incapacidade Permanente			Óbito		
	2013	2014	2015	2013	2014	2015	2013	2014	2015	2013	2014	2015	2013	2014	2015	2013	2014	2015
3250	–	2	–	–	–	–	–	1	–	–	1	–	–	–	–	–	–	–
3291	2	–	–	–	–	–	–	–	–	2	–	–	–	–	–	–	–	–
3292	2	–	–	–	–	–	–	–	–	1	–	–	1	–	–	–	–	–
3299	8	–	2	3	–	–	2	–	2	1	–	–	–	–	–	2	–	–
3313	1	–	4	–	–	–	1	–	3	–	–	1	–	–	–	–	–	–
3314	2	2	1	–	1	–	–	–	1	1	1	–	1	–	–	–	–	–
3329	2	1	1	–	–	–	1	–	–	1	1	1	–	–	–	–	–	–
3511	19	15	11	–	1	2	16	10	3	3	4	6	–	–	–	–	–	–
3512	–	1	3	–	–	–	–	–	3	–	–	–	–	1	–	–	–	–
3514	65	83	80	–	2	13	43	70	58	22	11	5	–	–	4	–	–	–
3520	2	2	–	–	1	–	2	1	–	–	–	–	–	–	–	–	–	–
3600	58	31	33	–	1	–	35	27	29	22	3	2	1	–	2	–	–	–
3701	–	1	–	–	–	–	–	–	–	–	–	–	–	1	–	–	–	–
3811	59	37	30	2	1	–	38	25	25	18	6	2	1	4	2	–	1	1
3812	1	2	–	–	–	–	1	1	–	–	1	–	–	–	–	–	–	–
3821	1	–	–	–	–	–	–	–	–	1	–	–	–	–	–	–	–	–
3822	1	–	–	–	–	–	–	–	–	–	–	–	1	–	–	–	–	–
3831	1	–	–	–	–	–	–	–	–	1	–	–	–	–	–	–	–	–
3832	–	2	1	–	–	–	–	2	1	–	–	–	–	–	–	–	–	–
3839	3	5	–	–	–	–	1	1	–	2	3	–	–	1	–	–	–	–
4110	72	54	52	2	–	1	28	39	40	40	14	11	2	1	–	–	–	–
4120	381	267	193	4	4	3	145	146	148	214	94	24	17	21	14	1	2	4
4211	27	18	8	4	4	–	7	9	5	14	4	2	1	1	1	1	–	–
4212	4	–	–	–	–	–	2	–	–	2	–	–	–	–	–	–	–	–
4213	26	2	7	–	–	–	5	1	6	21	1	1	–	–	–	–	–	–
4221	22	58	50	–	–	1	12	11	13	9	45	35	1	2	1	–	–	–
4222	11	7	10	–	1	2	6	5	8	5	1	–	–	–	–	–	–	–
4291	–	3	1	–	–	–	–	2	1	–	1	–	–	–	–	–	–	–
4292	8	4	6	1	–	3	2	2	2	5	1	–	–	1	1	–	–	–
4299	33	31	28	–	–	4	13	21	18	14	10	4	5	–	2	1	–	–
4311	–	–	1	–	–	–	–	–	1	–	–	–	–	–	–	–	–	–
4312	2	–	–	–	–	–	–	–	–	2	–	–	–	–	–	–	–	–
4313	3	6	9	–	–	–	–	4	8	3	2	–	–	–	1	–	–	–
4321	25	22	24	1	–	–	6	12	20	16	9	3	2	–	1	–	1	–
4322	1	1	6	–	–	–	–	–	6	1	1	–	–	–	–	–	–	–
4329	5	2	3	–	–	1	2	–	2	3	2	–	–	–	–	–	–	–
4330	5	5	1	–	–	–	1	2	1	4	3	–	–	–	–	–	–	–
4391	10	3	2	–	–	–	4	1	–	5	–	1	1	2	1	–	–	–
4399	14	6	4	1	–	–	2	2	3	9	3	–	2	–	–	–	1	1
4511	32	41	20	–	–	1	17	26	15	14	14	3	1	–	1	–	1	–
4512	–	–	1	–	–	–	–	–	–	–	–	1	–	–	–	–	–	–
4520	13	6	6	–	–	–	3	3	3	8	3	2	1	–	1	1	–	–
4530	30	15	19	–	–	–	9	6	15	18	8	3	2	1	1	1	–	–
4541	15	2	3	–	–	–	–	1	3	14	1	–	1	–	–	–	–	–
4543	1	2	–	–	–	–	1	1	–	–	–	–	–	–	–	–	1	–
4613	–	–	1	–	–	–	–	–	1	–	–	–	–	–	–	–	–	–
4623	–	–	1	–	–	–	–	–	–	–	–	1	–	–	–	–	–	–
4631	1	1	1	–	–	–	–	–	1	1	1	–	–	–	–	–	–	–
4632	6	2	3	–	–	–	2	2	3	4	–	–	–	–	–	–	–	–
4634	5	5	1	–	–	–	2	2	–	2	2	1	1	1	–	–	–	–
4635	28	13	26	–	–	–	11	5	22	17	8	3	–	–	1	–	–	–
4636	1	–	1	–	–	–	–	–	–	1	–	–	–	–	1	–	–	–
4637	3	4	–	–	–	–	–	1	–	3	3	–	–	–	–	–	–	–
4639	18	17	30	1	–	1	9	10	24	8	7	4	–	–	1	–	–	–
4641	2	1	–	–	–	–	1	–	–	1	1	–	–	–	–	–	–	–
4642	–	1	–	–	–	–	–	–	–	–	1	–	–	–	–	–	–	–
4643	1	–	1	–	–	–	–	–	–	1	–	1	–	–	–	–	–	–
4644	5	3	2	–	–	–	–	1	1	5	2	1	–	–	–	–	–	–
4645	–	1	2	–	1	–	–	–	1	–	–	1	–	–	–	–	–	–
4646	3	1	1	–	–	–	1	1	1	2	–	–	–	–	–	–	–	–
4647	2	2	–	–	–	–	–	–	–	2	1	–	–	1	–	–	–	–
4649	9	6	9	–	–	–	4	4	8	5	2	1	–	–	–	–	–	–
4651	5	–	–	1	–	–	2	–	–	1	–	–	–	–	–	1	–	–
4652	1	1	2	–	–	–	–	1	1	1	–	1	–	–	–	–	–	–
4663	1	1	–	–	–	–	–	–	–	1	1	–	–	–	–	–	–	–
4664	1	–	–	–	–	–	–	–	–	–	–	–	1	–	–	–	–	–
4665	1	–	–	–	–	–	–	–	–	1	–	–	–	–	–	–	–	–
4669	4	2	–	2	–	–	–	2	–	1	–	–	1	–	–	–	–	–
4671	1	2	1	–	–	–	–	2	1	1	–	–	–	–	–	–	–	–
4672	5	7	9	–	–	–	–	2	5	5	5	3	–	–	–	–	–	1
4673	3	–	–	–	–	–	1	–	–	2	–	–	–	–	–	–	–	–
4674	–	1	3	–	–	–	–	1	1	–	–	2	–	–	–	–	–	–
4679	22	3	6	1	–	–	4	1	6	16	2	–	1	–	–	–	–	–
4681	–	3	–	–	–	–	–	2	–	–	1	–	–	–	–	–	–	–
4684	3	1	–	–	–	–	2	–	–	1	1	–	–	–	–	–	–	–
4685	2	2	–	–	–	–	–	1	–	2	1	–	–	–	–	–	–	–
4686	1	–	–	–	–	–	–	–	–	1	–	–	–	–	–	–	–	–
4687	6	3	1	–	–	–	–	2	1	4	1	–	2	–	–	–	–	–
4689	8	4	–	1	2	–	–	1	–	7	1	–	–	–	–	–	–	–
4691	6	12	6	1	–	1	4	10	5	1	2	–	–	–	–	–	–	–
4693	13	12	14	–	1	–	6	5	10	6	6	4	–	–	–	1	–	–
4711	157	119	112	4	1	6	82	84	89	67	31	14	4	3	3	–	–	–
4712	23	9	14	–	–	–	6	1	5	16	8	6	1	–	3	–	–	–
4713	35	15	12	–	1	1	22	10	9	12	3	2	1	1	–	–	–	–

Capítulo 41 - Paraíba

41.1 - Quantidade de acidentes do trabalho liquidados, por consequência, segundo a Classificação Nacional de Atividades Econômicas (CNAE), no estado da Paraíba - 2013/2015

(continuação)

CNAE	QUANTIDADE DE ACIDENTES DO TRABALHO LIQUIDADOS																	
	Total			Consequência														
				Assistência Médica			Menos de 15 dias			Mais de 15 dias			Incapacidade Permanente			Óbito		
	2013	2014	2015	2013	2014	2015	2013	2014	2015	2013	2014	2015	2013	2014	2015	2013	2014	2015
4721	8	1	1	–	–	–	–	1	–	8	–	–	–	–	1	–	–	–
4722	9	2	5	–	–	–	2	1	5	6	1	–	1	–	–	–	–	–
4723	5	1	3	–	–	–	3	–	2	2	1	1	–	–	–	–	–	–
4724	4	2	1	–	–	–	–	1	1	4	–	–	–	1	–	–	–	–
4729	4	2	–	–	–	–	1	1	–	2	1	–	1	–	–	–	–	–
4731	22	13	13	–	–	–	4	5	10	14	8	2	2	–	1	2	–	–
4732	–	–	1	–	–	–	–	–	–	–	–	–	–	–	1	–	–	–
4741	2	–	1	–	–	–	1	–	1	1	–	–	–	–	–	–	–	–
4742	7	1	2	–	–	–	2	1	1	5	–	–	–	–	1	–	–	–
4743	4	4	1	–	–	–	2	–	–	1	4	1	1	–	–	–	–	–
4744	64	26	30	–	–	–	9	12	19	51	10	9	3	4	2	1	–	–
4751	8	–	–	–	–	–	4	–	–	4	–	–	–	–	–	–	–	–
4752	11	5	4	–	–	–	4	4	3	7	1	1	–	–	–	–	–	–
4753	9	9	6	–	–	–	2	5	3	6	3	2	1	1	–	–	–	1
4754	14	17	10	–	–	–	5	10	10	9	7	–	–	–	–	–	–	–
4755	4	2	–	–	–	–	–	1	–	4	–	–	–	–	–	–	1	–
4757	1	1	–	–	–	–	–	–	–	1	1	–	–	–	–	–	–	–
4759	6	4	2	–	–	–	2	1	2	4	3	–	–	–	–	–	–	–
4761	6	6	2	–	–	–	1	2	1	5	4	1	–	–	–	–	–	–
4763	3	1	1	–	–	–	1	1	1	2	–	–	–	–	–	–	–	–
4771	18	8	13	–	1	–	3	3	10	15	4	3	–	–	–	–	–	–
4772	2	6	2	–	–	–	–	3	1	2	3	1	–	–	–	–	–	–
4774	1	2	4	–	–	–	1	1	2	–	1	2	–	–	–	–	–	–
4781	24	15	12	–	2	–	6	6	9	17	7	2	1	–	1	–	–	–
4782	8	8	22	1	–	–	4	6	22	2	2	–	1	–	–	–	–	–
4783	1	2	2	–	–	–	–	1	1	1	1	1	–	–	–	–	–	–
4784	10	9	8	–	–	–	1	5	5	9	3	2	–	1	1	–	–	–
4789	17	9	5	–	–	–	3	3	2	12	5	2	1	1	1	1	–	–
4911	2	–	–	1	–	–	–	–	–	1	–	–	–	–	–	–	–	–
4912	8	7	10	–	1	1	7	5	8	1	–	1	–	1	–	–	–	–
4921	71	40	25	1	–	1	11	10	13	54	17	6	4	13	5	1	–	–
4922	8	4	3	–	–	1	1	–	1	4	3	1	3	1	–	–	–	–
4923	–	1	–	–	–	–	–	–	–	–	1	–	–	–	–	–	–	–
4929	4	–	2	–	–	–	2	–	1	2	–	1	–	–	–	–	–	–
4930	49	40	24	2	2	1	14	22	17	30	12	3	3	3	2	–	1	1
4940	3	2	–	–	1	–	–	1	–	3	–	–	–	–	–	–	–	–
5011	3	–	–	–	–	–	–	–	–	2	–	–	1	–	–	–	–	–
5012	1	1	–	–	–	–	–	–	–	1	–	–	–	1	–	–	–	–
5021	1	–	–	–	–	–	–	–	–	1	–	–	–	–	–	–	–	–
5030	3	–	2	–	–	–	–	–	–	3	–	2	–	–	–	–	–	–
5111	1	12	13	–	1	–	1	2	8	–	9	5	–	–	–	–	–	–
5112	–	1	–	–	–	–	–	–	–	–	1	–	–	–	–	–	–	–
5211	2	7	2	–	–	–	–	5	1	1	2	1	1	–	–	–	–	–
5212	3	7	6	–	–	–	1	1	1	2	6	5	–	–	–	–	–	–
5221	–	–	1	–	–	–	–	–	–	–	–	1	–	–	–	–	–	–
5222	–	1	2	–	–	–	–	1	2	–	–	–	–	–	–	–	–	–
5223	1	–	–	–	–	–	1	–	–	–	–	–	–	–	–	–	–	–
5229	1	1	3	–	–	–	1	1	1	–	–	2	–	–	–	–	–	–
5231	–	–	1	–	–	–	–	–	–	–	–	1	–	–	–	–	–	–
5232	–	–	2	–	–	–	–	–	–	–	–	–	–	–	2	–	–	–
5239	2	–	1	–	–	–	–	–	1	2	–	–	–	–	–	–	–	–
5240	10	4	4	–	1	–	8	2	4	2	1	–	–	–	–	–	–	–
5250	10	4	4	–	–	–	–	3	3	9	–	–	1	1	1	–	–	–
5310	216	150	197	15	5	11	137	119	166	58	17	18	6	8	2	–	1	–
5320	5	5	7	–	–	–	1	–	5	4	5	2	–	–	–	–	–	–
5510	27	16	17	–	–	–	9	13	16	17	2	1	1	1	–	–	–	–
5611	71	27	40	–	–	–	14	12	27	52	14	10	5	1	3	–	–	–
5612	–	–	1	–	–	–	–	–	1	–	–	–	–	–	–	–	–	–
5620	15	13	6	1	–	–	8	12	3	5	1	1	1	–	2	–	–	–
5811	–	–	1	–	–	–	–	–	1	–	–	–	–	–	–	–	–	–
5822	9	4	3	–	–	–	3	1	3	5	3	–	1	–	–	–	–	–
5911	–	1	–	–	–	–	–	1	–	–	–	–	–	–	–	–	–	–
5914	–	3	–	–	–	–	–	3	–	–	–	–	–	–	–	–	–	–
6010	2	3	1	–	–	–	1	2	–	1	1	1	–	–	–	–	–	–
6021	8	1	4	–	–	–	2	–	–	6	1	4	–	–	–	–	–	–
6110	18	18	16	3	–	2	9	14	12	5	2	1	1	2	1	–	–	–
6120	2	1	7	–	–	–	–	–	7	2	1	–	–	–	–	–	–	–
6130	1	–	–	–	–	–	–	–	–	1	–	–	–	–	–	–	–	–
6141	1	1	2	–	–	–	1	1	1	–	–	1	–	–	–	–	–	–
6190	4	–	–	–	–	–	2	–	–	2	–	–	–	–	–	–	–	–
6201	–	10	8	–	1	–	–	–	1	–	9	7	–	–	–	–	–	–
6202	–	–	1	–	–	–	–	–	1	–	–	–	–	–	–	–	–	–
6204	1	–	–	–	–	–	1	–	–	–	–	–	–	–	–	–	–	–
6209	4	2	–	–	1	–	3	–	–	1	–	–	–	1	–	–	–	–
6311	–	–	1	–	–	–	–	–	–	–	–	1	–	–	–	–	–	–
6319	–	–	1	–	–	–	–	–	–	–	–	–	–	–	1	–	–	–
6399	1	–	–	–	–	–	–	–	–	1	–	–	–	–	–	–	–	–
6421	29	10	18	6	1	2	17	7	13	6	2	1	–	–	2	–	–	–
6422	61	41	31	1	–	–	30	27	26	28	11	1	2	3	4	–	–	–
6423	4	3	6	–	–	–	3	2	5	–	1	–	1	–	–	–	–	1
6424	–	1	3	–	–	–	–	–	3	–	1	–	–	–	–	–	–	–
6436	–	1	–	–	–	–	–	–	–	–	1	–	–	–	–	–	–	–
6462	1	–	–	–	–	–	–	–	–	1	–	–	–	–	–	–	–	–
6463	–	1	–	–	–	–	–	–	–	–	1	–	–	–	–	–	–	–

Capítulo 41 - Paraíba

41.1 - Quantidade de acidentes do trabalho liquidados, por consequência, segundo a Classificação Nacional de Atividades Econômicas (CNAE), no estado da Paraíba - 2013/2015

(conclusão)

CNAE	QUANTIDADE DE ACIDENTES DO TRABALHO LIQUIDADOS																	
	Total			Consequência														
				Assistência Médica			Menos de 15 dias			Mais de 15 dias			Incapacidade Permanente			Óbito		
	2013	2014	2015	2013	2014	2015	2013	2014	2015	2013	2014	2015	2013	2014	2015	2013	2014	2015
6493	1	–	–	–	–	–	–	–	–	1	–	–	–	–	–	–	–	–
6511	–	–	1	–	–	–	–	–	1	–	–	–	–	–	–	–	–	–
6512	–	1	–	–	–	–	–	–	–	–	1	–	–	–	–	–	–	–
6550	8	2	7	1	–	1	3	1	6	3	–	–	1	1	–	–	–	–
6619	1	1	–	–	–	–	–	1	–	1	–	–	–	–	–	–	–	–
6622	1	–	1	–	–	–	–	–	–	1	–	1	–	–	–	–	–	–
6630	1	2	3	–	–	–	–	1	–	1	1	3	–	–	–	–	–	–
6810	4	1	6	–	–	–	–	1	2	4	–	1	–	–	2	–	–	1
6821	2	–	2	–	–	–	–	–	1	2	–	1	–	–	–	–	–	–
6822	1	–	2	–	–	–	–	–	2	1	–	–	–	–	–	–	–	–
6911	–	2	–	–	–	–	–	1	–	–	1	–	–	–	–	–	–	–
6920	5	2	3	–	–	–	–	2	2	5	–	1	–	–	–	–	–	–
7020	1	–	1	–	–	–	1	–	–	–	–	1	–	–	–	–	–	–
7112	6	5	12	–	–	1	2	2	9	4	3	2	–	–	–	–	–	–
7119	1	–	–	–	–	–	–	–	–	1	–	–	–	–	–	–	–	–
7120	–	–	1	–	–	–	–	–	1	–	–	–	–	–	–	–	–	–
7210	1	1	2	–	–	–	1	1	1	–	–	1	–	–	–	–	–	–
7311	–	2	–	–	–	–	–	1	–	–	1	–	–	–	–	–	–	–
7319	2	4	2	–	–	–	–	2	2	2	2	–	–	–	–	–	–	–
7420	1	1	1	–	–	–	–	1	–	1	–	–	–	–	1	–	–	–
7490	9	8	9	–	–	–	1	2	4	8	6	3	–	–	1	–	–	1
7711	4	3	2	–	–	–	–	–	1	4	2	1	–	1	–	–	–	–
7719	1	–	1	–	–	–	–	–	–	1	–	1	–	–	–	–	–	–
7722	–	1	–	–	–	–	–	1	–	–	–	–	–	–	–	–	–	–
7723	1	–	–	–	–	–	–	–	–	1	–	–	–	–	–	–	–	–
7729	1	–	–	–	–	–	–	–	–	1	–	–	–	–	–	–	–	–
7732	6	11	4	–	–	–	1	5	2	4	5	1	1	1	1	–	–	–
7733	–	1	3	–	–	1	–	–	1	–	1	1	–	–	–	–	–	–
7739	5	2	1	–	–	–	2	2	1	2	–	–	–	–	–	1	–	–
7810	1	2	1	–	–	–	–	–	1	1	2	–	–	–	–	–	–	–
7820	28	16	14	1	–	–	10	10	13	15	6	1	2	–	–	–	–	–
7830	1	3	1	–	–	–	–	1	1	1	2	–	–	–	–	–	–	–
7911	2	3	1	–	–	–	1	–	–	1	2	–	–	1	1	–	–	–
7990	1	–	–	–	–	–	–	–	–	1	–	–	–	–	–	–	–	–
8011	41	21	36	–	–	1	18	7	21	21	10	11	2	4	1	–	–	2
8012	50	42	20	–	1	–	39	22	15	11	17	5	–	2	–	–	–	–
8020	5	2	6	–	–	–	1	1	4	4	1	2	–	–	–	–	–	–
8030	–	3	2	–	–	–	–	–	–	–	3	2	–	–	–	–	–	–
8111	–	1	3	–	–	–	–	1	3	–	–	–	–	–	–	–	–	–
8112	23	13	23	–	–	–	5	11	16	16	1	5	2	1	1	–	–	1
8121	16	11	5	–	–	–	6	8	3	10	3	2	–	–	–	–	–	–
8122	3	1	4	–	–	–	1	–	2	1	1	2	–	–	–	1	–	–
8129	3	–	1	–	–	–	3	–	–	–	–	1	–	–	–	–	–	–
8130	1	3	1	–	–	–	–	–	–	1	3	1	–	–	–	–	–	–
8211	11	2	3	–	–	–	5	2	3	6	–	–	–	–	–	–	–	–
8220	53	87	81	1	3	–	22	62	71	30	22	10	–	–	–	–	–	–
8230	1	1	2	–	–	–	–	–	2	1	1	–	–	–	–	–	–	–
8291	–	2	–	–	–	–	–	1	–	–	1	–	–	–	–	–	–	–
8292	2	–	–	–	–	–	1	–	–	1	–	–	–	–	–	–	–	–
8299	20	7	2	–	–	–	3	3	1	16	2	–	1	2	1	–	–	–
8411	140	23	21	1	–	1	14	9	12	119	6	3	6	8	5	–	–	–
8412	–	1	–	–	–	–	–	–	–	–	–	–	–	1	–	–	–	–
8413	1	–	–	–	–	–	–	–	–	1	–	–	–	–	–	–	–	–
8423	–	1	–	–	–	–	–	1	–	–	–	–	–	–	–	–	–	–
8424	–	1	–	–	–	–	–	1	–	–	–	–	–	–	–	–	–	–
8430	–	–	1	–	–	–	–	–	1	–	–	–	–	–	–	–	–	–
8511	–	39	25	–	1	–	–	–	1	–	38	24	–	–	–	–	–	–
8512	3	4	8	–	–	–	–	–	6	3	4	2	–	–	–	–	–	–
8513	8	6	7	–	–	–	4	2	5	4	2	2	–	2	–	–	–	–
8520	3	4	3	1	–	–	1	3	2	–	–	1	1	1	–	–	–	–
8531	5	11	5	–	–	–	3	6	3	2	5	2	–	–	–	–	–	–
8532	6	9	3	2	–	1	3	5	2	1	3	–	–	1	–	–	–	–
8541	–	1	–	–	–	–	–	1	–	–	–	–	–	–	–	–	–	–
8542	–	1	–	–	–	–	–	–	–	–	–	–	–	1	–	–	–	–
8550	1	–	–	–	–	–	1	–	–	–	–	–	–	–	–	–	–	–
8593	–	3	1	–	–	–	–	1	1	–	2	–	–	–	–	–	–	–
8599	20	15	19	–	–	2	13	13	16	7	1	1	–	1	–	–	–	–
8610	159	137	92	7	3	6	106	124	84	44	8	1	2	2	–	–	–	1
8622	1	–	–	–	–	–	1	–	–	–	–	–	–	–	–	–	–	–
8630	7	3	–	–	–	–	3	3	–	4	–	–	–	–	–	–	–	–
8640	5	9	7	–	1	1	–	5	5	5	2	1	–	1	–	–	–	–
8650	–	1	–	–	1	–	–	–	–	–	–	–	–	–	–	–	–	–
8660	8	–	19	–	–	9	–	–	10	8	–	–	–	–	–	–	–	–
8690	1	1	–	–	–	–	–	–	–	1	1	–	–	–	–	–	–	–
8711	1	–	–	–	–	–	1	–	–	–	–	–	–	–	–	–	–	–
8720	–	–	1	–	–	1	–	–	–	–	–	–	–	–	–	–	–	–
8730	–	–	1	–	–	–	–	–	1	–	–	–	–	–	–	–	–	–
8800	4	5	–	–	1	–	–	3	–	3	1	–	1	–	–	–	–	–
9001	–	1	–	–	–	–	–	–	–	–	1	–	–	–	–	–	–	–
9312	3	9	3	–	–	–	–	5	2	3	4	–	–	–	1	–	–	–
9319	–	2	–	–	–	–	–	1	–	–	1	–	–	–	–	–	–	–
9321	1	–	2	–	–	–	–	–	2	1	–	–	–	–	–	–	–	–
9412	5	3	3	–	–	–	3	3	2	2	–	1	–	–	–	–	–	–
9420	3	1	–	–	–	–	1	–	–	2	–	–	–	1	–	–	–	–
9430	9	5	6	–	–	–	4	3	6	4	2	–	1	–	–	–	–	–
9491	9	6	6	–	–	–	2	4	4	7	2	1	–	–	1	–	–	–
9492	1	–	–	–	–	–	–	–	–	1	–	–	–	–	–	–	–	–
9499	2	18	29	–	3	14	1	11	14	1	4	1	–	–	–	–	–	–
9511	2	3	3	–	–	–	1	1	1	1	2	2	–	–	–	–	–	–
9521	2	5	3	–	–	–	–	3	3	2	1	–	–	1	–	–	–	–
9529	–	3	–	–	–	–	–	–	–	–	3	–	–	–	–	–	–	–
9601	2	5	2	–	–	–	–	3	2	2	2	–	–	–	–	–	–	–
9602	3	–	2	–	–	–	–	–	2	3	–	–	–	–	–	–	–	–
9603	9	7	3	–	–	–	1	3	2	8	4	1	–	–	–	–	–	–
Ignorado	360	1.872	1.256	–	–	–	8	10	7	293	1.813	1.218	59	48	31	–	1	–

Fonte: DATAPREV, CAT, SUB.

Nota: Os dados são preliminares, estando sujeitos a correções.

Capítulo 41 - Paraíba

41.2 - Quantidade mensal de acidentes do trabalho liquidados, por consequência, no estado da Paraíba - 2013/2015

MESES	QUANTIDADE DE ACIDENTES DO TRABALHO LIQUIDADOS																	
	Total			Consequência														
				Assistência Médica			Menos de 15 dias			Mais de 15 dias			Incapacidade Permanente			Óbito		
	2013	2014	2015	2013	2014	2015	2013	2014	2015	2013	2014	2015	2013	2014	2015	2013	2014	2015
TOTAL	**5.343**	**5.661**	**4.374**	**371**	**346**	**284**	**1.885**	**2.055**	**2.143**	**2.828**	**3.027**	**1.761**	**239**	**213**	**161**	**20**	**20**	**25**
Janeiro	443	508	419	38	42	21	173	175	178	218	272	206	12	19	12	2	–	2
Fevereiro	437	523	416	37	31	36	133	197	184	246	281	173	18	14	22	3	–	1
Março	417	488	400	22	25	34	150	170	188	219	262	149	24	26	24	2	5	5
Abril	429	444	396	31	36	39	151	150	167	225	239	165	21	18	23	1	1	2
Maio	474	548	380	32	32	23	161	198	189	255	290	143	25	25	21	1	3	4
Junho	466	396	339	32	27	9	161	136	171	254	222	141	19	11	18	–	–	–
Julho	459	465	380	36	25	29	157	171	192	250	256	139	14	12	17	2	1	3
Agosto	446	472	357	19	30	22	173	164	196	229	258	132	24	20	7	1	–	–
Setembro	477	477	324	38	22	14	165	195	180	250	246	126	20	12	2	4	2	2
Outubro	449	540	338	36	36	20	160	190	171	233	282	139	19	30	6	1	2	2
Novembro	455	411	323	25	23	19	175	156	157	232	214	139	22	16	7	1	2	1
Dezembro	391	389	302	25	17	18	126	153	170	217	205	109	21	10	2	2	4	3

Fonte: DATAPREV, CAT, SUB.
Nota: Os dados são preliminares, estando sujeitos a correções.

DISTRIBUIÇÃO DE ACIDENTES DO TRABALHO LIQUIDADOS, POR CONSEQUÊNCIA, NO ESTADO DA PARAÍBA - 2015

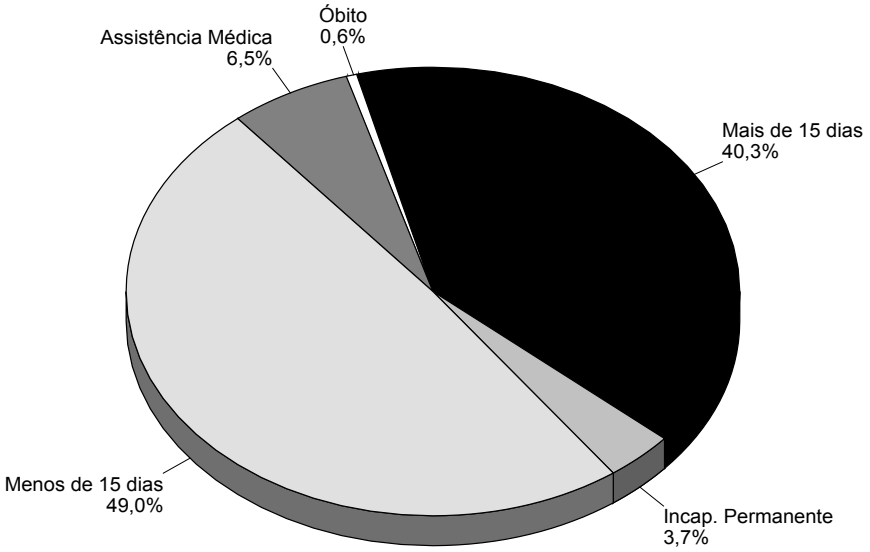

Fonte: DATAPREV, CAT, SUB.

Capítulo 42 - Pernambuco

42.1 - Quantidade de acidentes do trabalho liquidados, por consequência, segundo a Classificação Nacional de Atividades Econômicas (CNAE), no estado de Pernambuco - 2013/2015

(continua)

CNAE	QUANTIDADE DE ACIDENTES DO TRABALHO LIQUIDADOS																	
	Total			Consequência														
				Assistência Médica			Menos de 15 dias			Mais de 15 dias			Incapacidade Permanente			Óbito		
	2013	2014	2015	2013	2014	2015	2013	2014	2015	2013	2014	2015	2013	2014	2015	2013	2014	2015
TOTAL	**21.550**	**21.290**	**16.859**	**2.665**	**2.474**	**2.188**	**8.564**	**9.011**	**8.852**	**9.752**	**9.214**	**5.264**	**493**	**520**	**498**	**76**	**71**	**57**
0111	4	43	36	–	–	–	2	2	5	2	40	31	–	–	–	–	1	–
0112	–	–	2	–	–	–	–	–	–	–	–	2	–	–	–	–	–	–
0113	229	151	93	–	–	–	156	103	59	66	39	30	6	7	4	1	2	–
0114	–	1	5	–	–	–	–	–	–	–	1	5	–	–	–	–	–	–
0116	4	–	–	–	–	–	1	–	–	3	–	–	–	–	–	–	–	–
0119	2	–	–	–	–	–	–	–	–	2	–	–	–	–	–	–	–	–
0121	3	22	19	–	–	–	–	–	1	2	22	18	1	–	–	–	–	–
0122	3	2	–	–	–	–	1	–	–	2	2	–	–	–	–	–	–	–
0131	1	–	–	–	–	–	–	–	–	1	–	–	–	–	–	–	–	–
0132	134	142	94	3	1	–	80	116	88	50	22	3	1	3	2	–	–	1
0133	63	42	35	1	1	–	32	32	30	29	8	3	–	1	1	1	–	1
0134	3	4	4	–	–	–	–	4	3	3	–	1	–	–	–	–	–	–
0139	3	6	2	–	–	–	–	1	1	3	5	1	–	–	–	–	–	–
0141	1	1	11	–	1	10	1	–	1	–	–	–	–	–	–	–	–	–
0142	–	–	2	–	–	–	–	–	1	–	–	1	–	–	–	–	–	–
0151	13	2	1	–	–	–	7	1	1	6	–	–	–	1	–	–	–	–
0153	1	–	–	–	–	–	–	–	–	1	–	–	–	–	–	–	–	–
0155	71	34	23	–	–	1	29	23	19	39	9	2	1	2	1	2	–	–
0161	14	5	5	–	–	–	5	3	1	8	1	2	1	1	1	–	–	1
0162	11	8	6	–	–	–	4	8	5	6	–	1	1	–	–	–	–	–
0163	–	3	–	–	–	–	–	1	–	–	2	–	–	–	–	–	–	–
0210	69	71	49	–	–	5	66	68	42	3	3	2	–	–	–	–	–	–
0220	–	–	1	–	–	–	–	–	–	–	–	–	–	–	1	–	–	–
0311	–	–	1	–	–	–	–	–	–	–	–	1	–	–	–	–	–	–
0321	–	3	–	–	–	–	–	2	–	–	–	–	–	1	–	–	–	–
0500	–	1	–	–	–	–	–	1	–	–	–	–	–	–	–	–	–	–
0600	5	11	8	1	4	6	3	7	2	1	–	–	–	–	–	–	–	–
0710	2	–	–	–	–	–	1	–	–	1	–	–	–	–	–	–	–	–
0724	–	10	10	–	–	–	–	–	–	–	10	10	–	–	–	–	–	–
0810	37	32	21	4	–	–	15	23	17	15	6	4	2	1	–	1	2	–
0899	9	3	3	–	–	–	5	3	2	4	–	1	–	–	–	–	–	–
0910	–	3	–	–	–	–	–	–	–	–	3	–	–	–	–	–	–	–
0990	1	–	–	–	–	–	1	–	–	–	–	–	–	–	–	–	–	–
1011	–	–	1	–	–	–	–	–	1	–	–	–	–	–	–	–	–	–
1012	42	38	41	–	–	–	14	16	21	28	21	18	–	–	1	–	1	1
1013	32	28	26	10	18	20	14	8	6	8	1	–	–	1	–	–	–	–
1020	5	5	5	–	–	–	2	5	5	2	–	–	1	–	–	–	–	–
1031	16	9	9	–	–	–	6	7	7	10	2	1	–	–	1	–	–	–
1032	–	1	–	–	1	–	–	–	–	–	–	–	–	–	–	–	–	–
1033	2	–	8	–	–	–	1	–	8	1	–	–	–	–	–	–	–	–
1041	1	4	3	–	–	–	1	3	3	–	1	–	–	–	–	–	–	–
1042	1	–	–	–	–	–	1	–	–	–	–	–	–	–	–	–	–	–
1043	–	4	1	–	4	–	–	–	1	–	–	–	–	–	–	–	–	–
1051	5	9	4	–	–	–	4	9	4	1	–	–	–	–	–	–	–	–
1052	27	20	19	2	4	3	13	13	13	11	3	1	1	–	1	–	–	1
1053	42	31	21	16	14	12	11	7	6	13	10	1	2	–	1	–	–	1
1061	12	13	11	–	–	2	9	11	7	3	2	2	–	–	–	–	–	–
1062	20	19	14	–	–	1	13	16	13	7	3	–	–	–	–	–	–	–
1064	15	3	4	–	–	–	5	3	2	9	–	1	1	–	1	–	–	–
1065	8	8	6	3	4	4	4	4	2	1	–	–	–	–	–	–	–	–
1066	37	27	27	7	6	5	15	13	18	14	7	1	1	–	2	–	1	1
1069	1	–	–	–	–	–	–	–	–	1	–	–	–	–	–	–	–	–
1071	1.066	998	786	6	13	5	742	822	725	289	138	41	22	21	14	7	4	1
1072	57	80	61	–	–	–	36	64	56	19	16	3	2	–	2	–	–	–
1081	1	2	1	–	–	–	1	2	1	–	–	–	–	–	–	–	–	–
1091	90	30	27	–	–	–	14	15	22	75	13	4	1	2	1	–	–	–
1092	117	81	83	11	10	5	43	61	74	61	10	4	2	–	–	–	–	–
1093	28	33	14	9	13	1	16	15	12	3	4	1	–	1	–	–	–	–
1094	34	14	16	–	1	5	13	9	9	20	4	2	1	–	–	–	–	–
1095	–	1	2	–	–	–	–	1	2	–	–	–	–	–	–	–	–	–
1096	1	1	–	–	–	–	–	1	–	1	–	–	–	–	–	–	–	–
1099	30	41	42	2	3	3	13	29	34	13	8	5	2	1	–	–	–	–
1111	68	53	35	3	3	4	34	23	22	31	21	8	–	5	1	–	1	–
1112	18	5	2	2	–	–	12	4	2	3	1	–	1	–	–	–	–	–
1113	149	56	45	92	21	14	49	26	28	8	9	2	–	–	–	–	–	1
1121	13	12	3	–	–	–	1	8	2	12	2	1	–	2	–	–	–	–
1122	117	97	110	11	15	29	54	68	69	48	12	4	4	2	8	–	–	–
1210	1	–	–	–	–	–	–	–	–	1	–	–	–	–	–	–	–	–
1220	1	–	–	–	–	–	–	–	–	–	–	–	1	–	–	–	–	–
1311	19	22	8	2	–	–	12	19	7	4	3	1	1	–	–	–	–	–
1312	–	1	–	–	–	–	–	1	–	–	–	–	–	–	–	–	–	–
1313	15	13	8	–	–	–	6	4	7	9	9	–	–	–	1	–	–	–
1314	1	–	–	–	–	–	–	–	–	1	–	–	–	–	–	–	–	–
1321	12	8	6	–	–	–	7	7	5	5	1	1	–	–	–	–	–	–
1323	–	3	1	–	–	–	–	2	1	–	1	–	–	–	–	–	–	–
1330	5	1	5	–	–	–	–	–	4	5	1	1	–	–	–	–	–	–
1340	11	7	8	1	2	1	2	4	5	8	1	2	–	–	–	–	–	–

Capítulo 42 - Pernambuco

42.1 - Quantidade de acidentes do trabalho liquidados, por consequência, segundo a Classificação Nacional de Atividades Econômicas (CNAE), no estado de Pernambuco - 2013/2015

(continuação)

CNAE	QUANTIDADE DE ACIDENTES DO TRABALHO LIQUIDADOS																	
	Total			Consequência														
				Assistência Médica			Menos de 15 dias			Mais de 15 dias			Incapacidade Permanente			Óbito		
	2013	2014	2015	2013	2014	2015	2013	2014	2015	2013	2014	2015	2013	2014	2015	2013	2014	2015
1351	8	3	7	–	–	–	3	1	4	4	2	3	1	–	–	–	–	–
1352	–	–	3	–	–	2	–	–	1	–	–	–	–	–	–	–	–	–
1359	2	2	2	–	–	–	2	1	2	–	–	–	–	1	–	–	–	–
1411	7	2	2	–	1	–	–	1	2	7	–	–	–	–	–	–	–	–
1412	134	21	22	–	–	–	17	15	13	112	4	7	5	2	2	–	–	–
1413	10	2	–	–	–	–	1	2	–	9	–	–	–	–	–	–	–	–
1414	3	2	–	–	–	–	1	1	–	2	–	–	–	–	–	–	1	–
1422	1	–	1	–	–	–	–	–	–	1	–	–	–	–	1	–	–	–
1510	6	3	–	–	–	–	1	3	–	5	–	–	–	–	–	–	–	–
1521	4	6	2	–	–	–	2	3	–	2	3	2	–	–	–	–	–	–
1531	3	–	1	–	–	–	–	–	–	2	–	1	1	–	–	–	–	–
1533	1	–	–	–	–	–	–	–	–	1	–	–	–	–	–	–	–	–
1539	25	17	9	14	8	4	4	6	3	7	3	2	–	–	–	–	–	–
1610	1	6	3	–	–	–	–	–	–	1	6	3	–	–	–	–	–	–
1622	9	2	4	–	–	–	3	–	3	6	2	–	–	–	1	–	–	–
1623	8	4	3	–	–	–	5	2	3	2	–	–	1	2	–	–	–	–
1629	4	2	–	–	–	–	1	1	–	2	1	–	1	–	–	–	–	–
1710	1	–	–	–	–	–	1	–	–	–	–	–	–	–	–	–	–	–
1721	116	119	94	2	5	16	82	91	72	29	21	5	2	2	1	1	–	–
1731	7	8	7	2	4	4	3	1	1	1	2	1	1	1	1	–	–	–
1733	13	7	11	1	–	–	7	4	11	5	3	–	–	–	–	–	–	–
1741	11	8	7	–	–	–	4	6	4	7	2	3	–	–	–	–	–	–
1742	16	3	2	–	–	–	6	1	2	9	1	–	1	–	–	–	1	–
1749	2	–	–	–	–	–	–	–	–	2	–	–	–	–	–	–	–	–
1811	15	9	3	1	–	–	6	5	1	8	4	1	–	–	1	–	–	–
1812	6	6	5	–	–	–	1	2	2	4	3	2	1	1	1	–	–	–
1813	7	1	7	–	–	–	2	1	6	5	–	1	–	–	–	–	–	–
1822	4	1	5	–	–	–	–	–	4	3	–	1	1	1	–	–	–	–
1910	–	5	2	–	–	–	–	–	–	–	5	2	–	–	–	–	–	–
1921	33	26	42	16	16	23	9	5	19	8	5	–	–	–	–	–	–	–
1931	355	338	303	2	1	2	298	310	287	50	25	8	5	–	5	–	2	1
1932	–	1	1	–	–	–	–	–	–	–	1	1	–	–	–	–	–	–
2011	7	2	2	–	–	–	5	1	2	2	1	–	–	–	–	–	–	–
2013	3	1	1	2	1	–	–	–	1	1	–	–	–	–	–	–	–	–
2014	7	7	6	–	1	1	5	5	5	2	1	–	–	–	–	–	–	–
2019	1	–	–	–	–	–	–	–	–	1	–	–	–	–	–	–	–	–
2021	25	26	9	16	20	6	8	5	2	1	1	1	–	–	–	–	–	–
2022	–	3	1	–	–	–	–	–	–	–	3	1	–	–	–	–	–	–
2029	4	1	1	–	–	–	3	–	–	1	1	1	–	–	–	–	–	–
2031	17	7	8	11	3	4	4	3	4	2	1	–	–	–	–	–	–	–
2033	25	27	18	17	10	12	8	14	5	–	3	–	–	–	1	–	–	–
2040	34	43	13	22	29	7	9	13	6	3	1	–	–	–	–	–	–	–
2052	1	–	–	–	–	–	–	–	–	1	–	–	–	–	–	–	–	–
2061	28	41	21	9	13	6	14	21	12	5	3	3	–	2	–	–	2	–
2062	66	48	60	9	13	15	27	27	40	30	8	4	–	–	1	–	–	–
2063	9	5	9	–	–	1	4	3	8	5	2	–	–	–	–	–	–	–
2071	37	13	21	5	2	5	22	9	15	10	1	1	–	1	–	–	–	–
2072	–	1	–	–	–	–	–	–	–	–	1	–	–	–	–	–	–	–
2091	–	1	3	–	–	–	–	–	–	–	1	3	–	–	–	–	–	–
2092	9	–	–	3	–	–	2	–	–	2	–	–	–	–	–	2	–	–
2093	1	3	1	–	–	–	1	2	1	–	1	–	–	–	–	–	–	–
2099	14	11	17	3	2	3	6	8	14	5	–	–	–	1	–	–	–	–
2110	1	1	1	–	–	–	1	1	1	–	–	–	–	–	–	–	–	–
2121	24	18	17	–	–	–	11	13	14	13	4	2	–	1	1	–	–	–
2211	–	2	–	–	–	–	–	–	–	–	2	–	–	–	–	–	–	–
2212	7	–	6	–	–	–	1	–	5	6	–	1	–	–	–	–	–	–
2219	–	43	24	–	–	–	–	–	–	–	42	24	–	1	–	–	–	–
2221	12	11	17	1	1	2	7	7	13	4	3	1	–	–	1	–	–	–
2222	66	49	49	2	–	2	21	35	38	42	10	7	1	4	2	–	–	–
2223	20	24	13	5	5	6	12	17	7	3	2	–	–	–	–	–	–	–
2229	96	85	81	2	11	18	46	47	58	48	25	4	–	2	1	–	–	–
2311	16	32	27	1	4	2	9	16	17	6	12	8	–	–	–	–	–	–
2312	42	18	21	12	–	2	20	14	19	10	3	–	–	1	–	–	–	–
2319	12	6	9	–	–	2	4	5	7	7	1	–	1	–	–	–	–	–
2320	32	36	27	4	6	3	21	26	23	7	2	1	–	2	–	–	–	–
2330	134	76	67	15	20	20	39	31	36	76	22	8	4	3	3	–	–	–
2341	2	–	1	–	–	–	–	–	–	1	–	1	1	–	–	–	–	–
2342	100	42	38	–	1	1	23	28	33	72	12	3	5	1	–	–	–	1
2349	41	21	24	–	1	–	6	11	21	34	8	2	1	1	1	–	–	–
2391	12	4	3	–	–	–	3	1	2	8	3	–	–	–	1	1	–	–
2392	27	14	15	1	1	1	5	7	13	20	6	1	1	–	–	–	–	–
2399	12	2	8	2	–	2	4	1	5	6	1	1	–	–	–	–	–	–
2422	3	3	2	–	–	–	–	3	2	3	–	–	–	–	–	–	–	–
2423	35	28	26	19	13	17	10	12	9	6	3	–	–	–	–	–	–	–
2424	–	2	–	–	–	–	–	1	–	–	1	–	–	–	–	–	–	–
2431	1	2	–	–	–	–	1	1	–	–	1	–	–	–	–	–	–	–
2439	–	2	5	–	–	1	–	1	4	–	1	–	–	–	–	–	–	–
2441	22	39	30	6	9	7	11	28	21	5	1	1	–	1	–	–	–	1
2442	–	–	1	–	–	–	–	–	–	–	–	1	–	–	–	–	–	–

Capítulo 42 - Pernambuco

42.1 - Quantidade de acidentes do trabalho liquidados, por consequência, segundo a Classificação Nacional de Atividades Econômicas (CNAE), no estado de Pernambuco - 2013/2015

(continuação)

CNAE	QUANTIDADE DE ACIDENTES DO TRABALHO LIQUIDADOS																	
	Total			Consequência														
				Assistência Médica			Menos de 15 dias			Mais de 15 dias			Incapacidade Permanente			Óbito		
	2013	2014	2015	2013	2014	2015	2013	2014	2015	2013	2014	2015	2013	2014	2015	2013	2014	2015
2443	2	2	–	–	–	–	–	1	–	2	1	–	–	–	–	–	–	–
2449	14	19	3	–	–	–	5	5	2	8	14	1	1	–	–	–	–	–
2451	36	19	9	2	3	2	27	11	7	5	4	–	2	1	–	–	–	–
2452	2	–	–	–	–	–	–	–	–	2	–	–	–	–	–	–	–	–
2511	158	162	104	40	85	46	85	58	50	32	18	7	1	1	1	–	–	–
2512	33	19	24	1	–	2	13	13	20	18	5	1	–	1	1	1	–	–
2513	18	15	6	14	9	1	3	6	5	1	–	–	–	–	–	–	–	–
2521	9	6	8	–	–	–	4	6	7	5	–	–	–	–	1	–	–	–
2522	–	1	3	–	–	–	–	–	–	–	1	2	–	–	1	–	–	–
2531	–	1	19	–	–	11	–	1	8	–	–	–	–	–	–	–	–	–
2532	1	1	7	–	–	1	–	1	5	1	–	1	–	–	–	–	–	–
2539	24	7	8	–	2	1	17	4	7	6	1	–	–	–	–	1	–	–
2541	–	1	–	–	–	–	–	–	–	–	1	–	–	–	–	–	–	–
2542	14	6	5	–	–	–	7	4	2	7	2	1	–	–	2	–	–	–
2543	3	–	–	–	–	–	2	–	–	1	–	–	–	–	–	–	–	–
2591	24	22	18	4	1	3	13	15	14	6	5	1	1	1	–	–	–	–
2592	1	2	–	–	–	–	–	2	–	1	–	–	–	–	–	–	–	–
2593	–	3	–	–	–	–	–	2	–	–	1	–	–	–	–	–	–	–
2599	30	34	21	9	17	6	12	14	13	9	3	2	–	–	–	–	–	–
2610	1	–	1	–	–	–	–	–	–	1	–	–	–	–	1	–	–	–
2621	2	1	–	–	–	–	1	1	–	1	–	–	–	–	–	–	–	–
2622	–	1	3	–	–	–	–	–	3	–	1	–	–	–	–	–	–	–
2631	–	1	1	–	–	–	–	1	1	–	–	–	–	–	–	–	–	–
2651	1	4	5	–	1	2	–	3	3	1	–	–	–	–	–	–	–	–
2660	–	1	–	–	–	–	–	1	–	–	–	–	–	–	–	–	–	–
2710	34	26	9	–	–	–	19	18	9	15	7	–	–	1	–	–	–	–
2721	20	15	11	1	–	2	9	14	7	10	1	1	–	–	1	–	–	–
2722	25	35	24	–	–	–	6	9	17	19	24	7	–	1	–	–	1	–
2731	6	13	5	3	5	–	2	8	5	1	–	–	–	–	–	–	–	–
2732	1	–	–	–	–	–	–	–	–	1	–	–	–	–	–	–	–	–
2733	5	10	3	–	–	–	1	9	2	4	1	–	–	–	1	–	–	–
2740	1	1	3	–	–	1	1	–	–	–	1	–	–	–	2	–	–	–
2751	4	4	2	–	–	–	1	1	2	3	3	–	–	–	–	–	–	–
2759	6	6	14	–	–	1	2	6	13	4	–	–	–	–	–	–	–	–
2790	7	10	4	–	–	–	1	8	3	5	2	1	1	–	–	–	–	–
2811	–	1	1	–	1	1	–	–	–	–	–	–	–	–	–	–	–	–
2812	–	1	1	–	–	–	–	–	–	–	1	1	–	–	–	–	–	–
2813	–	1	3	–	–	–	–	1	2	–	–	1	–	–	–	–	–	–
2821	1	1	–	–	–	–	–	–	–	1	1	–	–	–	–	–	–	–
2822	14	9	10	2	3	3	9	4	7	3	2	–	–	–	–	–	–	–
2823	36	58	68	1	1	13	22	52	53	13	5	2	–	–	–	–	–	–
2825	1	–	–	–	–	–	1	–	–	–	–	–	–	–	–	–	–	–
2829	22	19	7	–	–	1	11	11	3	10	8	2	1	–	1	–	–	–
2832	–	–	1	–	–	–	–	–	1	–	–	–	–	–	–	–	–	–
2833	3	1	1	–	–	–	–	–	–	3	1	1	–	–	–	–	–	–
2840	2	–	1	–	–	–	–	–	1	2	–	–	–	–	–	–	–	–
2851	2	5	2	1	3	1	1	1	1	–	1	–	–	–	–	–	–	–
2861	6	3	1	–	–	–	6	1	1	–	1	–	–	1	–	–	–	–
2862	3	1	–	–	–	–	–	1	–	3	–	–	–	–	–	–	–	–
2865	–	–	1	–	–	–	–	–	1	–	–	–	–	–	–	–	–	–
2869	48	19	10	24	9	6	6	4	4	18	5	–	–	1	–	–	–	–
2910	24	27	83	–	4	35	3	18	45	18	3	2	3	2	–	–	–	1
2920	–	2	1	–	–	–	–	–	–	–	2	1	–	–	–	–	–	–
2930	29	8	5	–	–	–	13	4	4	16	2	1	–	2	–	–	–	–
2941	1	8	12	–	1	1	–	7	11	1	–	–	–	–	–	–	–	–
2942	23	18	14	9	9	1	7	8	11	7	1	1	–	–	–	–	–	1
2944	2	–	–	–	–	–	2	–	–	–	–	–	–	–	–	–	–	–
2949	–	4	107	–	–	45	–	3	60	–	1	2	–	–	–	–	–	–
2950	2	1	3	–	–	–	1	–	3	1	–	–	–	1	–	–	–	–
3011	347	296	313	262	211	184	54	76	126	31	8	3	–	1	–	–	–	–
3012	6	6	3	1	–	–	3	4	3	2	1	–	–	1	–	–	–	–
3032	1	–	–	–	–	–	–	–	–	1	–	–	–	–	–	–	–	–
3041	–	–	1	–	–	–	–	–	1	–	–	–	–	–	–	–	–	–
3042	–	–	1	–	–	–	–	–	1	–	–	–	–	–	–	–	–	–
3092	8	1	2	–	–	–	7	–	2	1	1	–	–	–	–	–	–	–
3099	1	–	–	–	–	–	–	–	–	1	–	–	–	–	–	–	–	–
3101	36	11	15	1	1	1	4	3	10	30	6	2	1	1	2	–	–	–
3102	20	9	8	1	–	–	8	6	6	11	3	–	–	–	1	–	–	1
3103	2	1	2	–	–	–	1	1	1	1	–	–	–	–	1	–	–	–
3104	24	20	11	–	–	–	16	19	10	8	1	1	–	–	–	–	–	–
3212	–	1	–	–	–	–	–	–	–	–	1	–	–	–	–	–	–	–
3220	1	–	–	–	–	–	–	–	–	1	–	–	–	–	–	–	–	–
3230	2	9	12	–	–	–	–	–	–	2	8	12	–	1	–	–	–	–
3250	5	3	3	–	–	–	2	1	2	3	2	–	–	–	1	–	–	–
3291	3	7	7	–	–	–	1	3	1	2	4	6	–	–	–	–	–	–
3299	9	13	11	–	–	–	6	9	10	3	4	1	–	–	–	–	–	–
3311	6	5	3	–	–	1	5	4	1	1	1	1	–	–	–	–	–	–
3312	15	2	4	1	–	3	11	2	1	3	–	–	–	–	–	–	–	–
3313	2	3	3	–	–	–	–	2	3	2	1	–	–	–	–	–	–	–

Capítulo 42 - Pernambuco

42.1 - Quantidade de acidentes do trabalho liquidados, por consequência, segundo a Classificação Nacional de Atividades Econômicas (CNAE), no estado de Pernambuco - 2013/2015

(continuação)

CNAE	QUANTIDADE DE ACIDENTES DO TRABALHO LIQUIDADOS																	
	Total			Consequência														
				Assistência Médica			Menos de 15 dias			Mais de 15 dias			Incapacidade Permanente			Óbito		
	2013	2014	2015	2013	2014	2015	2013	2014	2015	2013	2014	2015	2013	2014	2015	2013	2014	2015
3314	20	35	33	–	5	11	9	22	20	8	7	2	3	1	–	–	–	–
3315	1	–	–	–	–	–	–	–	–	–	–	–	1	–	–	–	–	–
3317	–	–	1	–	–	–	–	–	–	–	–	1	–	–	–	–	–	–
3319	1	–	2	–	–	–	–	–	–	1	–	2	–	–	–	–	–	–
3321	6	21	5	1	2	–	3	14	4	2	4	–	–	–	1	–	1	–
3329	2	2	4	–	–	–	1	1	4	1	1	–	–	–	–	–	–	–
3511	45	41	49	2	7	3	32	27	38	10	7	8	–	–	–	1	–	–
3512	1	2	1	–	–	–	–	1	1	1	–	–	–	1	–	–	–	–
3514	63	43	32	6	3	5	45	37	26	11	2	–	–	1	1	1	–	–
3520	4	2	5	–	1	–	4	1	4	–	–	–	–	–	1	–	–	–
3600	74	51	30	25	38	26	18	3	3	28	7	1	3	2	–	–	1	–
3701	3	16	17	1	7	7	1	6	9	1	3	1	–	–	–	–	–	–
3702	10	2	1	1	–	–	7	1	–	2	–	–	–	1	1	–	–	–
3811	242	255	241	16	4	2	113	209	230	105	34	6	6	5	2	2	3	1
3812	19	10	14	–	–	1	10	7	11	9	3	–	–	–	2	–	–	–
3821	4	4	3	–	2	–	1	2	3	1	–	–	2	–	–	–	–	–
3822	2	49	43	–	2	1	2	43	42	–	4	–	–	–	–	–	–	–
3831	–	–	2	–	–	–	–	–	2	–	–	–	–	–	–	–	–	–
3832	4	1	–	–	–	–	1	–	–	3	1	–	–	–	–	–	–	–
3839	11	1	–	–	–	–	3	–	–	8	–	–	–	1	–	–	–	–
4110	251	163	114	3	4	1	97	123	97	146	31	11	5	4	5	–	1	–
4120	1.019	616	392	27	19	11	387	426	322	570	130	37	30	36	20	5	5	2
4211	127	83	32	23	16	3	32	41	22	67	21	3	4	4	2	1	1	2
4212	311	82	20	150	49	13	45	17	7	112	9	–	2	7	–	2	–	–
4213	24	16	16	2	1	5	12	12	10	7	3	–	2	–	1	1	–	–
4221	188	457	464	4	6	5	118	117	115	58	327	343	3	3	1	5	4	–
4222	36	38	22	2	3	3	12	24	17	20	8	1	1	–	1	1	3	–
4223	2	–	2	–	–	1	1	–	–	1	–	1	–	–	–	–	–	–
4291	17	4	1	2	1	–	7	2	1	7	1	–	1	–	–	–	–	–
4292	91	45	19	40	14	5	20	24	10	29	7	–	2	–	4	–	–	–
4299	308	205	87	115	108	22	84	73	59	101	19	5	7	5	1	1	–	–
4311	1	2	4	–	–	1	–	1	3	1	1	–	–	–	–	–	–	–
4312	4	7	1	–	–	–	3	6	–	–	–	1	1	–	–	–	1	–
4313	29	13	7	–	3	–	9	5	4	18	3	1	2	2	2	–	–	–
4321	80	60	39	5	2	–	40	45	35	32	13	3	3	–	1	–	–	–
4322	16	11	17	2	–	1	7	8	14	6	1	2	1	2	–	–	–	–
4329	31	23	17	8	4	1	9	15	15	13	3	1	1	1	–	–	–	–
4330	34	14	11	–	–	–	12	10	7	19	3	4	3	1	–	–	–	–
4391	31	5	2	–	1	–	9	1	2	20	1	–	1	2	–	1	–	–
4399	97	51	42	8	4	–	40	33	33	47	10	8	2	4	1	–	–	–
4511	78	70	41	–	3	3	44	48	33	32	18	3	1	1	2	1	–	–
4512	2	6	2	–	–	–	–	1	–	1	5	2	–	–	–	1	–	–
4520	42	24	14	–	–	–	11	14	12	29	8	1	1	2	1	1	–	–
4530	96	62	52	–	1	2	30	36	37	61	22	9	4	–	3	1	3	1
4541	52	25	21	1	1	–	17	9	17	34	15	3	–	–	1	–	–	–
4542	–	2	–	–	–	–	–	–	–	–	2	–	–	–	–	–	–	–
4543	1	1	2	–	–	–	–	1	1	1	–	1	–	–	–	–	–	–
4612	–	–	1	–	–	–	–	–	1	–	–	–	–	–	–	–	–	–
4613	2	4	–	–	1	–	–	1	–	2	2	–	–	–	–	–	–	–
4614	–	1	–	–	–	–	–	1	–	–	–	–	–	–	–	–	–	–
4615	–	–	1	–	–	–	–	–	1	–	–	–	–	–	–	–	–	–
4616	–	1	–	–	–	–	–	–	–	–	–	–	–	1	–	–	–	–
4617	2	3	–	–	–	–	–	3	–	1	–	–	1	–	–	–	–	–
4618	–	–	1	–	–	–	–	–	1	–	–	–	–	–	–	–	–	–
4623	9	–	–	–	–	–	2	–	–	6	–	–	–	–	–	1	–	–
4631	12	5	7	–	–	–	–	3	4	11	1	3	1	1	–	–	–	–
4632	10	5	7	–	–	–	1	2	7	8	3	–	1	–	–	–	–	–
4633	15	10	8	–	–	–	5	7	6	10	3	–	–	–	2	–	–	–
4634	39	18	19	1	–	3	17	10	12	20	7	4	1	1	–	–	–	–
4635	524	401	320	18	24	25	265	289	275	237	87	13	4	1	7	–	–	–
4636	5	1	–	–	–	–	3	1	–	2	–	–	–	–	–	–	–	–
4637	12	16	17	–	1	–	6	8	15	6	7	1	–	–	1	–	–	–
4639	101	92	57	3	7	6	45	59	42	52	23	7	1	3	2	–	–	–
4641	15	5	3	–	–	–	3	5	2	12	–	1	–	–	–	–	–	–
4642	5	3	1	–	–	–	2	3	1	3	–	–	–	–	–	–	–	–
4643	4	5	5	–	–	–	2	4	5	2	1	–	–	–	–	–	–	–
4644	11	15	8	1	1	3	1	10	5	9	4	–	–	–	–	–	–	–
4645	2	3	8	–	–	1	1	1	7	1	2	–	–	–	–	–	–	–
4646	12	7	7	–	–	–	–	4	3	11	3	3	1	–	1	–	–	–
4647	6	1	3	–	–	–	1	1	1	4	–	–	1	–	2	–	–	–
4649	26	13	13	–	–	1	7	8	11	18	5	1	1	–	–	–	–	–
4651	8	7	2	–	–	–	5	4	2	3	3	–	–	–	–	–	–	–
4652	1	–	1	–	–	–	1	–	1	–	–	–	–	–	–	–	–	–
4661	2	4	1	–	–	–	–	2	1	2	1	–	–	1	–	–	–	–
4662	41	21	5	22	10	–	9	8	4	10	3	1	–	–	–	–	–	–
4663	16	41	3	6	29	–	5	11	1	5	1	1	–	–	1	–	–	–
4664	1	–	1	–	–	–	–	–	1	1	–	–	–	–	–	–	–	–
4665	3	4	1	–	–	–	1	2	–	2	2	–	–	–	1	–	–	–
4669	24	40	13	10	26	–	5	9	10	8	4	3	1	1	–	–	–	–

Capítulo 42 - Pernambuco

42.1 - Quantidade de acidentes do trabalho liquidados, por consequência, segundo a Classificação Nacional de Atividades Econômicas (CNAE), no estado de Pernambuco - 2013/2015

(continuação)

CNAE	QUANTIDADE DE ACIDENTES DO TRABALHO LIQUIDADOS																	
	Total			Consequência														
				Assistência Médica			Menos de 15 dias			Mais de 15 dias			Incapacidade Permanente			Óbito		
	2013	2014	2015	2013	2014	2015	2013	2014	2015	2013	2014	2015	2013	2014	2015	2013	2014	2015
4671	9	6	3	–	–	–	1	3	3	7	3	–	1	–	–	–	–	–
4672	7	7	11	–	–	–	3	4	11	4	3	–	–	–	–	–	–	–
4673	2	2	4	–	–	–	1	–	3	–	1	1	1	1	–	–	–	–
4674	6	2	3	–	–	–	5	2	3	1	–	–	–	–	–	–	–	–
4679	63	70	14	19	43	–	16	18	13	28	8	1	–	–	–	–	1	–
4681	11	4	5	4	1	1	3	2	4	4	–	–	–	–	–	–	1	–
4682	23	18	19	4	5	4	14	10	14	2	3	1	3	–	–	–	–	–
4683	4	2	2	–	–	–	2	2	1	2	–	–	–	–	1	–	–	–
4684	3	5	5	–	–	1	1	4	4	2	1	–	–	–	–	–	–	–
4685	3	2	3	–	–	1	3	1	2	–	1	–	–	–	–	–	–	–
4686	7	1	–	–	–	–	3	–	–	3	1	–	1	–	–	–	–	–
4687	16	4	7	–	–	–	2	1	4	11	2	2	3	1	1	–	–	–
4689	6	6	11	–	–	1	1	3	10	4	3	–	1	–	–	–	–	–
4691	45	37	32	1	–	–	23	34	31	20	3	1	1	–	–	–	–	–
4692	–	–	2	–	–	–	–	–	2	–	–	–	–	–	–	–	–	–
4693	21	10	7	–	–	–	6	8	6	14	1	1	1	1	–	–	–	–
4711	563	374	280	13	10	10	282	282	245	260	75	18	7	7	4	1	–	3
4712	72	26	29	1	–	–	20	14	21	49	8	8	1	4	–	1	–	–
4713	51	30	18	1	1	2	28	26	14	21	2	2	1	1	–	–	–	–
4721	27	13	13	–	1	–	4	5	7	22	3	1	1	3	5	–	1	–
4722	15	12	7	–	–	–	2	6	5	12	5	1	1	1	1	–	–	–
4723	17	3	4	–	–	–	8	2	2	9	1	1	–	–	1	–	–	–
4724	13	1	11	–	–	–	1	–	10	12	1	1	–	–	–	–	–	–
4729	17	12	1	–	–	–	2	5	1	15	7	–	–	–	–	–	–	–
4731	68	38	18	–	2	–	19	18	13	45	16	–	3	1	1	1	1	4
4741	2	2	2	–	–	1	1	1	1	1	1	–	–	–	–	–	–	–
4742	9	5	6	–	–	–	5	3	4	3	2	–	1	–	2	–	–	–
4743	11	3	12	–	–	–	2	2	9	6	1	3	3	–	–	–	–	–
4744	231	157	82	29	37	3	44	72	54	147	39	14	10	8	9	1	1	2
4751	18	8	5	–	1	–	7	3	4	10	3	1	1	1	–	–	–	–
4752	8	10	5	–	–	–	4	8	4	4	2	1	–	–	–	–	–	–
4753	47	30	21	–	–	1	14	20	16	32	10	3	–	–	1	1	–	–
4754	48	25	22	–	2	–	12	8	14	34	11	4	2	4	3	–	–	1
4755	24	11	2	–	–	–	7	6	1	16	3	1	–	1	–	1	1	–
4757	3	1	2	–	–	–	1	1	1	2	–	1	–	–	–	–	–	–
4759	5	4	3	–	–	–	1	4	3	4	–	–	–	–	–	–	–	–
4761	17	10	4	–	–	–	5	5	3	11	4	1	1	1	–	–	–	–
4763	14	10	9	2	–	–	3	6	8	9	4	1	–	–	–	–	–	–
4771	34	29	18	–	1	1	10	16	14	22	12	1	1	–	2	1	–	–
4772	11	14	6	1	1	–	5	9	5	5	3	1	–	1	–	–	–	–
4773	1	–	3	–	–	–	–	–	2	1	–	–	–	–	1	–	–	–
4774	7	1	1	–	–	–	–	–	–	7	1	–	–	–	1	–	–	–
4781	81	41	43	–	2	1	29	24	36	50	15	4	2	–	2	–	–	–
4782	71	45	37	1	2	1	42	35	30	27	8	4	1	–	2	–	–	–
4783	3	–	–	–	–	–	–	–	–	3	–	–	–	–	–	–	–	–
4784	22	14	22	–	–	–	2	7	16	19	5	5	1	2	1	–	–	–
4785	3	–	–	–	–	–	–	–	–	3	–	–	–	–	–	–	–	–
4789	54	35	28	1	4	–	12	18	20	39	12	6	2	–	2	–	1	–
4911	–	2	3	–	–	–	–	2	3	–	–	–	–	–	–	–	–	–
4912	71	87	69	–	–	–	54	79	67	15	8	2	2	–	–	–	–	–
4921	364	82	85	–	–	1	61	27	60	285	34	10	18	19	14	–	2	–
4922	128	22	30	–	–	1	10	10	22	116	7	4	2	5	3	–	–	–
4923	8	7	2	–	–	1	2	4	1	6	3	–	–	–	–	–	–	–
4924	3	3	1	–	–	–	–	1	1	3	2	–	–	–	–	–	–	–
4929	31	17	14	2	3	1	9	10	9	20	4	4	–	–	–	–	–	–
4930	327	213	219	12	15	24	108	123	163	193	63	22	12	7	7	2	5	3
4940	5	9	5	3	6	4	–	3	–	2	–	–	–	–	1	–	–	–
5011	3	1	1	–	–	–	1	1	1	2	–	–	–	–	–	–	–	–
5012	1	–	–	–	–	–	–	–	–	1	–	–	–	–	–	–	–	–
5030	3	7	5	–	–	–	1	2	4	1	3	1	1	2	–	–	–	–
5099	1	–	–	–	–	–	–	–	–	1	–	–	–	–	–	–	–	–
5111	33	37	33	–	–	1	24	12	16	8	25	16	1	–	–	–	–	–
5112	–	–	3	–	–	–	–	–	1	–	–	2	–	–	–	–	–	–
5120	1	1	2	–	–	–	–	–	1	–	1	1	–	–	–	1	–	–
5211	37	37	27	1	2	1	16	21	22	20	11	3	–	2	1	–	1	–
5212	20	44	21	–	4	–	11	18	11	8	22	9	1	–	1	–	–	–
5221	3	7	3	1	1	–	2	4	3	–	2	–	–	–	–	–	–	–
5222	2	3	1	–	–	–	2	2	1	–	–	–	–	–	–	–	1	–
5223	20	7	15	–	–	2	14	6	13	5	1	–	1	–	–	–	–	–
5229	4	12	25	–	–	1	–	7	21	4	5	3	–	–	–	–	–	–
5231	26	17	28	–	2	2	9	12	17	16	2	6	1	1	3	–	–	–
5232	1	2	1	–	–	–	–	1	–	1	1	–	–	–	1	–	–	–
5239	14	15	16	3	10	8	7	5	7	4	–	–	–	–	–	–	–	1
5240	34	29	19	1	2	2	26	23	17	7	4	–	–	–	–	–	–	–
5250	55	39	20	1	2	1	22	26	14	29	9	2	1	2	3	2	–	–
5310	504	243	236	169	55	64	222	162	154	108	18	11	4	8	7	1	–	–
5320	18	23	22	–	–	–	7	16	19	10	7	1	1	–	2	–	–	–
5510	154	112	102	9	11	3	77	80	92	68	18	4	–	3	3	–	–	–
5590	3	1	2	–	–	–	–	1	2	3	–	–	–	–	–	–	–	–

Capítulo 42 - Pernambuco

42.1 - Quantidade de acidentes do trabalho liquidados, por consequência, segundo a Classificação Nacional de Atividades Econômicas (CNAE), no estado de Pernambuco - 2013/2015

(continuação)

CNAE	QUANTIDADE DE ACIDENTES DO TRABALHO LIQUIDADOS																	
	Total			Consequência														
				Assistência Médica			Menos de 15 dias			Mais de 15 dias			Incapacidade Permanente			Óbito		
	2013	2014	2015	2013	2014	2015	2013	2014	2015	2013	2014	2015	2013	2014	2015	2013	2014	2015
5611	251	173	164	5	4	2	66	118	140	174	47	17	5	3	5	1	1	–
5612	1	–	–	–	–	–	–	–	–	1	–	–	–	–	–	–	–	–
5620	146	106	72	18	12	7	73	75	62	53	17	2	1	2	1	1	–	–
5811	–	2	3	–	–	–	–	2	3	–	–	–	–	–	–	–	–	–
5821	4	1	–	–	–	–	1	–	–	2	1	–	1	–	–	–	–	–
5822	9	6	7	–	–	–	3	6	6	6	–	–	–	–	1	–	–	–
5829	1	1	–	–	–	–	–	1	–	1	–	–	–	–	–	–	–	–
5911	1	–	–	–	–	–	–	–	–	1	–	–	–	–	–	–	–	–
5914	3	2	–	–	–	–	–	1	–	3	1	–	–	–	–	–	–	–
6010	3	5	–	–	–	–	1	3	–	2	2	–	–	–	–	–	–	–
6021	9	19	15	–	1	4	5	8	9	4	9	2	–	1	–	–	–	–
6022	–	–	1	–	–	–	–	–	1	–	–	–	–	–	–	–	–	–
6110	29	10	14	5	3	1	13	6	12	10	1	–	1	–	1	–	–	–
6120	50	17	25	–	3	1	18	13	20	32	–	3	–	1	1	–	–	–
6141	9	4	3	–	–	–	7	3	3	2	1	–	–	–	–	–	–	–
6190	33	20	11	1	–	–	18	14	9	10	6	1	1	–	–	3	–	1
6201	10	49	34	–	–	–	3	2	4	7	47	30	–	–	–	–	–	–
6202	2	–	1	–	–	–	2	–	1	–	–	–	–	–	–	–	–	–
6203	4	6	3	–	–	–	3	4	3	1	2	–	–	–	–	–	–	–
6204	13	12	4	4	7	1	4	3	3	5	2	–	–	–	–	–	–	–
6209	45	12	2	–	–	–	21	9	2	24	3	–	–	–	–	–	–	–
6311	3	5	8	–	–	–	–	3	5	3	2	3	–	–	–	–	–	–
6319	2	–	1	–	–	–	1	–	1	1	–	–	–	–	–	–	–	–
6399	1	1	–	–	–	–	–	1	–	1	–	–	–	–	–	–	–	–
6410	–	1	–	–	–	–	–	–	–	–	1	–	–	–	–	–	–	–
6421	100	89	120	76	64	54	12	18	62	12	7	3	–	–	1	–	–	–
6422	602	349	267	11	38	16	192	213	222	388	78	15	10	19	14	1	1	–
6423	46	11	19	–	1	11	4	7	6	41	3	1	1	–	1	–	–	–
6424	1	1	1	–	–	–	1	–	1	–	1	–	–	–	–	–	–	–
6433	–	1	–	–	–	–	–	1	–	–	–	–	–	–	–	–	–	–
6435	–	1	1	–	–	–	–	–	–	–	1	1	–	–	–	–	–	–
6436	1	2	–	–	–	–	1	1	–	–	1	–	–	–	–	–	–	–
6462	9	2	1	1	–	–	5	2	1	3	–	–	–	–	–	–	–	–
6463	1	4	2	–	–	–	1	3	1	–	1	1	–	–	–	–	–	–
6491	2	3	1	–	–	–	1	1	1	1	2	–	–	–	–	–	–	–
6493	1	1	–	–	–	–	1	–	–	–	1	–	–	–	–	–	–	–
6511	3	–	–	–	–	–	2	–	–	1	–	–	–	–	–	–	–	–
6512	3	1	–	–	–	–	1	1	–	2	–	–	–	–	–	–	–	–
6541	3	2	2	1	–	1	1	2	1	1	–	–	–	–	–	–	–	–
6550	42	20	23	8	1	2	23	19	21	10	–	–	1	–	–	–	–	–
6612	–	2	1	–	–	–	–	2	1	–	–	–	–	–	–	–	–	–
6613	–	9	6	–	1	1	–	3	3	–	4	2	–	1	–	–	–	–
6619	8	1	–	–	–	–	1	–	–	7	1	–	–	–	–	–	–	–
6621	–	1	–	–	–	–	–	–	–	–	1	–	–	–	–	–	–	–
6622	2	2	1	–	–	–	1	–	1	1	2	–	–	–	–	–	–	–
6630	1	13	3	–	–	–	–	–	–	1	13	3	–	–	–	–	–	–
6810	55	24	32	4	1	3	22	16	28	26	6	1	1	1	–	2	–	–
6821	3	–	3	–	–	–	2	–	3	–	–	–	1	–	–	–	–	–
6822	6	13	13	–	–	–	3	10	12	3	3	–	–	–	–	–	–	1
6911	25	13	8	–	–	–	12	10	8	13	3	–	–	–	–	–	–	–
6912	3	–	1	–	–	–	1	–	1	2	–	–	–	–	–	–	–	–
6920	25	28	20	–	1	1	9	19	16	16	8	3	–	–	–	–	–	–
7020	34	21	27	–	–	–	17	16	25	17	5	1	–	–	1	–	–	–
7111	6	2	5	1	–	–	4	1	5	1	1	–	–	–	–	–	–	–
7112	148	110	123	7	18	11	74	68	92	61	23	7	3	1	4	3	–	9
7119	10	8	3	–	1	–	6	5	2	4	2	1	–	–	–	–	–	–
7120	12	5	6	1	–	–	7	5	5	4	–	1	–	–	–	–	–	–
7210	8	9	3	–	1	–	6	3	2	2	5	1	–	–	–	–	–	–
7220	–	2	–	–	–	–	–	1	–	–	1	–	–	–	–	–	–	–
7311	1	4	2	–	–	–	–	–	1	1	3	1	–	1	–	–	–	–
7312	1	1	–	–	–	–	1	–	–	–	1	–	–	–	–	–	–	–
7319	12	13	7	–	–	–	6	10	7	6	2	–	–	1	–	–	–	–
7320	2	1	2	–	–	–	1	1	2	1	–	–	–	–	–	–	–	–
7410	1	–	1	–	–	–	–	–	1	1	–	–	–	–	–	–	–	–
7420	–	2	3	–	–	–	–	–	–	–	2	3	–	–	–	–	–	–
7490	243	107	68	5	3	5	68	85	56	164	14	5	5	5	2	1	–	–
7500	26	16	9	10	6	2	16	10	7	–	–	–	–	–	–	–	–	–
7711	43	29	20	5	3	–	11	14	15	27	9	5	–	3	–	–	–	–
7719	2	–	–	–	–	–	–	–	–	2	–	–	–	–	–	–	–	–
7721	1	–	–	–	–	–	1	–	–	–	–	–	–	–	–	–	–	–
7722	2	–	–	–	–	–	–	–	–	2	–	–	–	–	–	–	–	–
7723	–	2	2	–	–	–	–	1	1	–	1	1	–	–	–	–	–	–
7729	3	2	–	–	–	–	1	–	–	2	2	–	–	–	–	–	–	–
7731	3	4	–	–	–	–	1	3	–	2	1	–	–	–	–	–	–	–
7732	78	44	38	7	3	1	44	34	31	26	7	4	–	–	1	1	–	1
7733	2	3	1	–	–	1	1	1	–	1	2	–	–	–	–	–	–	–
7739	40	28	17	1	3	1	26	19	12	12	4	3	1	1	1	–	1	–
7740	2	–	1	–	–	–	1	–	1	1	–	–	–	–	–	–	–	–
7810	56	21	19	3	–	1	14	11	14	33	9	4	6	1	–	–	–	–

Capítulo 42 - Pernambuco

42.1 - Quantidade de acidentes do trabalho liquidados, por consequência, segundo a Classificação Nacional de Atividades Econômicas (CNAE), no estado de Pernambuco - 2013/2015

(conclusão)

CNAE	QUANTIDADE DE ACIDENTES DO TRABALHO LIQUIDADOS																	
	Total			Consequência														
				Assistência Médica			Menos de 15 dias			Mais de 15 dias			Incapacidade Permanente			Óbito		
	2013	2014	2015	2013	2014	2015	2013	2014	2015	2013	2014	2015	2013	2014	2015	2013	2014	2015
7820	134	70	83	1	3	3	75	48	70	51	15	6	7	3	4	–	1	–
7830	60	37	29	9	3	3	30	24	25	20	9	1	1	–	–	–	1	–
7911	6	14	4	–	1	–	1	8	4	2	3	–	2	2	–	1	–	–
7990	1	–	–	–	–	–	–	–	–	1	–	–	–	–	–	–	–	–
8011	208	119	111	5	4	3	99	67	84	97	42	16	5	4	6	2	2	2
8012	92	46	56	1	–	–	42	17	45	44	26	9	5	2	2	–	1	–
8020	25	16	7	–	–	–	9	8	4	16	7	2	–	–	1	–	1	–
8030	–	2	5	–	–	–	–	–	–	–	2	5	–	–	–	–	–	–
8111	27	13	6	–	–	–	10	7	6	17	6	–	–	–	–	–	–	–
8112	165	111	134	2	4	4	80	80	112	79	24	11	3	3	7	1	–	–
8121	130	107	118	7	15	33	28	65	72	90	24	6	4	1	6	1	2	1
8122	30	38	35	11	10	15	8	21	14	10	7	5	1	–	–	–	–	1
8129	7	12	23	1	1	2	1	10	20	5	1	1	–	–	–	–	–	–
8130	15	5	2	2	–	–	5	5	2	8	–	–	–	–	–	–	–	–
8211	27	21	20	1	–	2	11	14	15	15	7	3	–	–	–	–	–	–
8219	13	6	5	–	–	–	2	3	5	11	2	–	–	1	–	–	–	–
8220	632	186	129	21	5	–	291	160	120	320	21	7	–	–	1	–	–	1
8230	9	2	4	–	–	–	2	–	4	7	2	–	–	–	–	–	–	–
8291	24	17	11	–	–	1	9	8	8	14	9	1	1	–	1	–	–	–
8292	6	5	10	–	–	–	3	2	8	3	3	2	–	–	–	–	–	–
8299	56	35	35	–	4	1	23	21	31	26	8	1	7	2	2	–	–	–
8411	280	61	60	12	1	3	29	29	39	232	22	8	7	8	10	–	1	–
8412	2	2	–	–	–	–	–	2	–	2	–	–	–	–	–	–	–	–
8413	3	4	3	–	–	–	1	4	3	2	–	–	–	–	–	–	–	–
8422	2	1	–	–	–	–	1	–	–	1	1	–	–	–	–	–	–	–
8423	27	12	6	–	–	–	2	8	5	25	4	–	–	–	1	–	–	–
8424	–	–	1	–	–	–	–	–	1	–	–	–	–	–	–	–	–	–
8511	4	145	96	–	–	–	–	2	3	4	140	93	–	3	–	–	–	–
8512	33	37	19	–	1	–	19	28	17	14	7	2	–	1	–	–	–	–
8513	32	22	23	1	1	2	10	14	14	21	6	7	–	1	–	–	–	–
8520	37	22	20	1	1	1	21	18	16	14	2	1	1	1	2	–	–	–
8531	11	17	24	–	1	1	5	1	6	6	15	17	–	–	–	–	–	–
8532	31	23	35	1	1	10	16	19	23	14	3	2	–	–	–	–	–	–
8533	1	–	–	–	–	–	–	–	–	1	–	–	–	–	–	–	–	–
8541	3	5	6	–	–	–	1	3	4	2	2	1	–	–	–	–	–	1
8550	3	1	1	2	–	–	1	1	1	–	–	–	–	–	–	–	–	–
8591	–	1	–	–	–	–	–	1	–	–	–	–	–	–	–	–	–	–
8592	1	–	–	–	–	–	1	–	–	–	–	–	–	–	–	–	–	–
8593	3	3	4	–	–	–	–	2	4	3	1	–	–	–	–	–	–	–
8599	53	59	52	2	3	5	28	47	40	21	8	7	2	1	–	–	–	–
8610	1.729	1.538	1.389	745	702	681	734	753	686	247	77	15	3	5	5	–	1	2
8622	2	1	–	–	–	–	–	–	–	2	1	–	–	–	–	–	–	–
8630	135	181	173	70	106	128	43	65	41	22	8	3	–	2	1	–	–	–
8640	82	73	99	20	35	49	32	26	47	28	11	2	2	1	1	–	–	–
8650	17	10	12	1	–	8	7	8	4	8	1	–	1	1	–	–	–	–
8660	2	3	63	–	3	58	1	–	5	1	–	–	–	–	–	–	–	–
8690	6	8	6	–	1	–	3	7	6	3	–	–	–	–	–	–	–	–
8711	–	4	–	–	1	–	–	3	–	–	–	–	–	–	–	–	–	–
8712	14	13	25	4	3	13	4	5	11	6	4	1	–	1	–	–	–	–
8730	1	2	–	–	–	–	–	2	–	1	–	–	–	–	–	–	–	–
8800	61	48	49	1	2	1	47	41	44	13	5	3	–	–	1	–	–	–
9001	2	3	3	–	–	–	–	2	2	2	1	1	–	–	–	–	–	–
9002	2	–	–	–	–	–	–	–	–	2	–	–	–	–	–	–	–	–
9103	–	2	–	–	1	–	–	–	–	–	1	–	–	–	–	–	–	–
9311	–	2	1	–	–	–	–	2	1	–	–	–	–	–	–	–	–	–
9312	23	15	12	–	1	1	7	8	10	15	6	–	1	–	1	–	–	–
9313	4	2	1	–	–	–	1	2	1	3	–	–	–	–	–	–	–	–
9321	8	6	5	–	–	–	6	6	4	2	–	1	–	–	–	–	–	–
9329	7	3	3	–	–	–	2	3	2	5	–	–	–	–	–	–	–	1
9411	6	4	1	–	–	–	2	4	–	4	–	1	–	–	–	–	–	–
9412	5	2	2	1	–	–	2	–	1	1	–	–	1	2	1	–	–	–
9420	16	7	8	–	–	–	3	3	7	10	2	–	3	2	1	–	–	–
9430	94	88	47	17	42	6	30	34	30	43	11	9	3	1	2	1	–	–
9491	28	14	12	–	–	1	2	11	9	24	2	1	2	1	1	–	–	–
9492	–	–	6	–	–	–	–	–	–	–	–	6	–	–	–	–	–	–
9499	12	14	28	–	–	–	6	7	24	5	5	4	1	2	–	–	–	–
9511	19	19	16	–	–	–	11	17	12	7	2	4	1	–	–	–	–	–
9512	6	1	3	–	–	1	2	1	2	4	–	–	–	–	–	–	–	–
9521	6	6	–	–	–	–	1	5	–	5	1	–	–	–	–	–	–	–
9529	2	–	–	–	–	–	–	–	–	1	–	–	1	–	–	–	–	–
9601	24	14	14	–	1	–	9	12	13	14	1	1	1	–	–	–	–	–
9602	20	6	4	–	–	–	5	4	3	15	2	–	–	–	1	–	–	–
9603	17	4	8	–	–	–	5	4	8	12	–	–	–	–	–	–	–	–
9609	1	–	2	–	–	–	–	–	1	1	–	–	–	–	1	–	–	–
9700	–	–	1	–	–	–	–	–	1	–	–	–	–	–	–	–	–	–
9900	–	–	1	–	–	–	–	–	1	–	–	–	–	–	–	–	–	–
Ignorado	835	6.072	3.953	–	–	–	30	19	18	718	5.907	3.772	87	146	162	–	–	1

Fonte: DATAPREV, CAT, SUB.

Nota: Os dados são preliminares, estando sujeitos a correções.

Capítulo 42 - Pernambuco

42.2 - Quantidade mensal de acidentes do trabalho liquidados, por consequência, no estado de Pernambuco - 2013/2015

MESES	QUANTIDADE DE ACIDENTES DO TRABALHO LIQUIDADOS																	
	Total			Consequência														
				Assistência Médica			Menos de 15 dias			Mais de 15 dias			Incapacidade Permanente			Óbito		
	2013	2014	2015	2013	2014	2015	2013	2014	2015	2013	2014	2015	2013	2014	2015	2013	2014	2015
TOTAL	**21.550**	**21.290**	**16.859**	**2.665**	**2.474**	**2.188**	**8.564**	**9.011**	**8.852**	**9.752**	**9.214**	**5.264**	**493**	**520**	**498**	**76**	**71**	**57**
Janeiro	1.887	1.905	1.646	228	211	174	833	813	761	772	836	657	49	40	47	5	5	7
Fevereiro	1.673	1.834	1.459	213	214	159	655	778	736	736	798	511	63	37	48	6	7	5
Março	1.848	1.797	1.657	247	188	226	657	774	858	893	784	509	39	37	55	12	14	9
Abril	1.819	1.787	1.290	232	214	181	661	715	617	866	809	451	56	43	40	4	6	1
Maio	1.723	1.838	1.313	245	218	162	597	697	679	830	872	414	46	45	50	5	6	8
Junho	1.632	1.550	1.300	213	206	171	629	610	668	749	699	414	39	31	43	2	4	4
Julho	1.786	1.716	1.434	246	216	195	723	674	765	787	784	426	26	37	44	4	5	4
Agosto	1.810	1.748	1.433	235	251	200	687	707	750	852	740	438	29	46	39	7	4	6
Setembro	1.776	1.948	1.401	214	233	193	716	843	771	812	822	381	29	47	54	5	3	2
Outubro	2.049	1.914	1.466	222	199	159	861	843	825	913	811	452	42	55	26	11	6	4
Novembro	1.835	1.735	1.311	181	185	194	804	805	722	812	685	357	33	53	34	5	7	4
Dezembro	1.712	1.518	1.149	189	139	174	741	752	700	730	574	254	42	49	18	10	4	3

Fonte: DATAPREV, CAT, SUB.
Nota: Os dados são preliminares, estando sujeitos a correções.

DISTRIBUIÇÃO DE ACIDENTES DO TRABALHO LIQUIDADOS, POR CONSEQUÊNCIA, NO ESTADO DE PERNAMBUCO - 2015

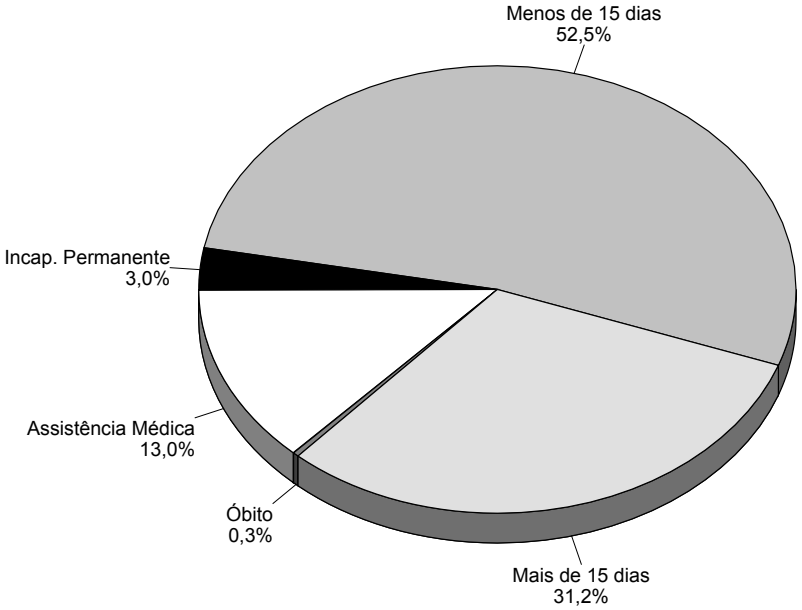

Fonte: DATAPREV, CAT, SUB.

Capítulo 43 - Alagoas

43.1 - Quantidade de acidentes do trabalho liquidados, por consequência, segundo a Classificação Nacional de Atividades Econômicas (CNAE), no estado de Alagoas - 2013/2015

(continua)

CNAE	QUANTIDADE DE ACIDENTES DO TRABALHO LIQUIDADOS																	
	Total			Consequência														
				Assistência Médica			Menos de 15 dias			Mais de 15 dias			Incapacidade Permanente			Óbito		
	2013	2014	2015	2013	2014	2015	2013	2014	2015	2013	2014	2015	2013	2014	2015	2013	2014	2015
TOTAL	**6.957**	**6.194**	**4.927**	**471**	**590**	**552**	**3.309**	**2.956**	**3.008**	**2.809**	**2.373**	**1.182**	**338**	**240**	**158**	**30**	**35**	**27**
0111	1	13	5	–	–	–	1	–	–	–	13	5	–	–	–	–	–	–
0112	–	1	3	–	–	–	–	–	–	–	1	2	–	–	1	–	–	–
0113	29	34	23	1	4	2	11	24	20	14	2	1	2	1	–	1	3	–
0114	1	1	1	–	–	–	–	–	1	1	1	–	–	–	–	–	–	–
0119	1	–	–	–	–	–	–	–	–	1	–	–	–	–	–	–	–	–
0133	–	1	–	–	–	–	–	1	–	–	–	–	–	–	–	–	–	–
0139	–	–	1	–	–	–	–	–	1	–	–	–	–	–	–	–	–	–
0141	2	1	–	–	–	–	2	1	–	–	–	–	–	–	–	–	–	–
0142	–	–	1	–	–	–	–	–	1	–	–	–	–	–	–	–	–	–
0151	5	3	2	–	–	–	1	2	2	3	1	–	1	–	–	–	–	–
0152	3	–	1	–	–	–	1	–	1	2	–	–	–	–	–	–	–	–
0155	16	9	2	–	–	–	6	8	1	10	1	–	–	–	1	–	–	–
0159	2	–	–	–	–	–	–	–	–	2	–	–	–	–	–	–	–	–
0161	5	3	2	–	1	–	2	2	2	3	–	–	–	–	–	–	–	–
0162	2	–	1	–	–	–	–	–	1	2	–	–	–	–	–	–	–	–
0210	–	1	–	–	–	–	–	–	–	–	1	–	–	–	–	–	–	–
0312	–	1	–	–	–	–	–	–	–	–	1	–	–	–	–	–	–	–
0322	1	–	–	–	–	–	–	–	–	1	–	–	–	–	–	–	–	–
0600	12	5	9	9	3	6	2	2	3	1	–	–	–	–	–	–	–	–
0724	2	17	3	–	–	–	–	1	–	1	16	3	1	–	–	–	–	–
0810	2	2	4	–	–	–	2	2	4	–	–	–	–	–	–	–	–	–
0891	2	–	–	–	–	–	–	–	–	2	–	–	–	–	–	–	–	–
0892	1	–	–	–	–	–	–	–	–	–	–	–	1	–	–	–	–	–
0910	3	12	6	2	6	4	–	2	2	1	3	–	–	–	–	–	1	–
0990	7	–	–	4	–	–	1	–	–	1	–	–	1	–	–	–	–	–
1011	3	1	3	1	–	2	1	–	1	1	1	–	–	–	–	–	–	–
1012	1	1	1	–	–	–	–	–	–	1	1	1	–	–	–	–	–	–
1013	–	5	–	–	–	–	–	5	–	–	–	–	–	–	–	–	–	–
1020	1	1	–	–	–	–	–	–	–	–	1	–	1	–	–	–	–	–
1031	9	1	4	–	–	1	2	1	3	5	–	–	–	–	–	2	–	–
1052	9	6	9	–	–	–	6	3	8	3	2	1	–	–	–	–	1	–
1053	1	3	7	–	–	1	1	1	6	–	1	–	–	1	–	–	–	–
1061	–	–	1	–	–	–	–	–	1	–	–	–	–	–	–	–	–	–
1062	5	9	2	–	–	–	2	7	2	3	2	–	–	–	–	–	–	–
1064	23	8	5	2	1	–	3	6	4	18	1	–	–	–	–	–	–	1
1066	3	–	2	–	–	–	2	–	2	1	–	–	–	–	–	–	–	–
1069	33	34	21	2	1	1	19	31	20	11	1	–	1	1	–	–	–	–
1071	2.606	1.742	1.544	127	108	155	1.787	1.376	1.280	597	182	62	89	71	39	6	5	8
1072	2	2	–	–	–	–	–	–	–	–	–	–	2	2	–	–	–	–
1081	–	1	–	–	–	–	–	–	–	–	1	–	–	–	–	–	–	–
1091	11	1	5	–	–	–	1	–	4	10	1	1	–	–	–	–	–	–
1092	1	1	1	–	–	–	–	–	–	1	1	1	–	–	–	–	–	–
1094	15	11	13	2	5	4	9	6	9	4	–	–	–	–	–	–	–	–
1095	–	–	2	–	–	–	–	–	2	–	–	–	–	–	–	–	–	–
1096	1	–	–	–	–	–	–	–	–	1	–	–	–	–	–	–	–	–
1099	2	4	5	–	–	1	1	4	3	1	–	–	–	–	1	–	–	–
1111	–	2	–	–	–	–	–	–	–	–	2	–	–	–	–	–	–	–
1121	–	2	5	–	–	–	–	1	5	–	–	–	–	1	–	–	–	–
1122	75	50	60	1	1	1	57	44	57	16	3	2	–	2	–	1	–	–
1220	2	–	–	–	–	–	–	–	–	2	–	–	–	–	–	–	–	–
1311	12	11	5	1	–	–	7	6	5	4	4	–	–	1	–	–	–	–
1312	1	–	1	–	–	–	–	–	–	1	–	–	–	–	1	–	–	–
1351	2	–	–	–	–	–	–	–	–	2	–	–	–	–	–	–	–	–
1412	4	–	1	–	–	–	–	–	1	4	–	–	–	–	–	–	–	–
1413	3	–	–	–	–	–	–	–	–	2	–	–	1	–	–	–	–	–
1521	–	7	1	–	–	–	–	–	–	–	7	1	–	–	–	–	–	–
1539	1	–	–	–	–	–	–	–	–	1	–	–	–	–	–	–	–	–
1610	–	2	2	–	–	–	–	–	–	–	2	2	–	–	–	–	–	–
1622	5	1	1	–	–	–	2	1	1	3	–	–	–	–	–	–	–	–
1731	–	1	1	–	–	–	–	–	–	–	1	1	–	–	–	–	–	–
1741	–	1	–	–	–	–	–	–	–	–	1	–	–	–	–	–	–	–
1742	2	3	–	–	–	–	1	3	–	1	–	–	–	–	–	–	–	–
1749	–	–	1	–	–	–	–	–	–	–	–	1	–	–	–	–	–	–
1811	–	–	1	–	–	–	–	–	–	–	–	–	–	–	1	–	–	–
1812	3	–	2	–	–	–	2	–	2	1	–	–	–	–	–	–	–	–
1813	3	–	1	–	–	–	2	–	1	1	–	–	–	–	–	–	–	–
1910	–	1	1	–	–	–	–	–	–	–	1	1	–	–	–	–	–	–
1921	–	–	2	–	–	1	–	–	1	–	–	–	–	–	–	–	–	–
1931	66	47	58	3	5	6	53	39	50	8	3	–	2	–	–	–	–	2
2011	11	10	3	6	6	1	3	3	2	2	1	–	–	–	–	–	–	–
2013	10	1	1	–	–	–	2	1	–	7	–	1	1	–	–	–	–	–
2014	–	–	2	–	–	–	–	–	1	–	–	–	–	–	–	–	–	1
2021	–	–	2	–	–	2	–	–	–	–	–	–	–	–	–	–	–	–
2022	1	–	1	1	–	–	–	–	–	–	–	1	–	–	–	–	–	–
2031	8	6	4	6	4	2	1	–	–	1	2	1	–	–	1	–	–	–
2040	–	–	1	–	–	–	–	–	–	–	–	1	–	–	–	–	–	–

Capítulo 43 - Alagoas

43.1 - Quantidade de acidentes do trabalho liquidados, por consequência, segundo a Classificação Nacional de Atividades Econômicas (CNAE), no estado de Alagoas - 2013/2015

(continuação)

CNAE	QUANTIDADE DE ACIDENTES DO TRABALHO LIQUIDADOS																	
	Total			Consequência														
				Assistência Médica			Menos de 15 dias			Mais de 15 dias			Incapacidade Permanente			Óbito		
	2013	2014	2015	2013	2014	2015	2013	2014	2015	2013	2014	2015	2013	2014	2015	2013	2014	2015
2061	7	–	–	–	–	–	3	–	–	2	–	–	–	–	–	2	–	–
2062	3	6	3	1	–	–	2	5	3	–	1	–	–	–	–	–	–	–
2071	3	5	–	–	–	–	1	5	–	2	–	–	–	–	–	–	–	–
2091	–	–	1	–	–	–	–	–	–	–	–	1	–	–	–	–	–	–
2099	2	–	2	–	–	–	2	–	1	–	–	–	–	–	1	–	–	–
2121	3	1	1	–	–	–	–	–	–	1	1	–	2	–	1	–	–	–
2211	–	1	1	–	–	–	–	–	–	–	1	1	–	–	–	–	–	–
2212	2	1	–	–	–	–	1	–	–	1	–	–	–	1	–	–	–	–
2219	–	7	5	–	–	–	–	–	–	–	7	5	–	–	–	–	–	–
2221	6	8	2	–	1	–	5	7	2	1	–	–	–	–	–	–	–	–
2222	8	5	5	1	–	–	–	3	3	5	1	–	2	–	2	–	1	–
2223	25	31	10	3	6	–	15	23	9	6	2	1	1	–	–	–	–	–
2229	36	30	28	–	–	–	16	21	26	19	8	2	1	1	–	–	–	–
2319	1	3	3	–	–	–	–	3	3	1	–	–	–	–	–	–	–	–
2320	1	4	3	1	3	3	–	–	–	–	1	–	–	–	–	–	–	–
2330	14	4	4	–	–	–	1	2	2	11	2	1	2	–	1	–	–	–
2342	10	10	5	1	2	–	3	6	4	6	1	–	–	–	1	–	1	–
2391	3	–	2	–	–	–	1	–	2	2	–	–	–	–	–	–	–	–
2399	2	–	–	–	–	–	–	–	–	1	–	–	1	–	–	–	–	–
2411	–	1	–	–	–	–	–	1	–	–	–	–	–	–	–	–	–	–
2424	1	–	–	–	–	–	1	–	–	–	–	–	–	–	–	–	–	–
2431	4	2	7	–	1	–	2	1	7	2	–	–	–	–	–	–	–	–
2451	1	1	1	–	–	–	–	–	1	–	–	–	1	1	–	–	–	–
2452	–	2	–	–	–	–	–	–	–	–	2	–	–	–	–	–	–	–
2511	4	2	2	–	–	–	3	–	–	1	–	1	–	2	1	–	–	–
2512	3	4	2	–	–	–	–	1	2	3	3	–	–	–	–	–	–	–
2513	4	4	2	–	3	1	1	–	–	2	1	1	1	–	–	–	–	–
2521	1	1	–	–	–	–	–	1	–	1	–	–	–	–	–	–	–	–
2522	–	1	–	–	–	–	–	–	–	–	1	–	–	–	–	–	–	–
2539	5	4	3	–	–	–	1	2	3	3	2	–	1	–	–	–	–	–
2542	1	1	–	–	–	–	–	1	–	1	–	–	–	–	–	–	–	–
2593	1	–	2	–	–	–	–	–	1	–	–	1	1	–	–	–	–	–
2599	3	–	–	–	–	–	1	–	–	2	–	–	–	–	–	–	–	–
2651	1	–	–	–	–	–	–	–	–	1	–	–	–	–	–	–	–	–
2733	–	–	1	–	–	–	–	–	1	–	–	–	–	–	–	–	–	–
2790	1	–	–	–	–	–	–	–	–	1	–	–	–	–	–	–	–	–
2811	4	2	1	–	–	–	–	–	–	4	2	1	–	–	–	–	–	–
2813	1	–	1	–	–	–	–	–	1	1	–	–	–	–	–	–	–	–
2822	1	–	–	–	–	–	–	–	–	1	–	–	–	–	–	–	–	–
2823	2	–	–	–	–	–	–	–	–	1	–	–	1	–	–	–	–	–
2824	–	1	–	–	–	–	–	–	–	–	1	–	–	–	–	–	–	–
2832	5	–	–	–	–	–	3	–	–	2	–	–	–	–	–	–	–	–
2840	–	–	1	–	–	–	–	–	1	–	–	–	–	–	–	–	–	–
2862	2	–	–	–	–	–	–	–	–	2	–	–	–	–	–	–	–	–
2869	27	25	2	2	1	–	20	19	2	5	3	–	–	1	–	–	1	–
2920	–	–	1	–	–	–	–	–	–	–	–	1	–	–	–	–	–	–
2930	7	–	2	–	–	–	4	–	2	3	–	–	–	–	–	–	–	–
3011	24	124	56	15	103	40	6	18	14	3	3	2	–	–	–	–	–	–
3099	1	–	–	–	–	–	–	–	–	1	–	–	–	–	–	–	–	–
3101	11	2	1	–	–	–	2	–	1	8	–	–	1	2	–	–	–	–
3102	1	–	–	–	–	–	1	–	–	–	–	–	–	–	–	–	–	–
3103	1	–	–	–	–	–	–	–	–	–	–	–	1	–	–	–	–	–
3104	1	1	1	–	–	–	–	1	1	1	–	–	–	–	–	–	–	–
3230	–	1	2	–	–	–	–	–	–	–	1	2	–	–	–	–	–	–
3291	–	–	1	–	–	–	–	–	–	–	–	1	–	–	–	–	–	–
3299	2	–	1	–	–	–	–	–	1	2	–	–	–	–	–	–	–	–
3311	3	4	1	–	–	–	1	2	1	2	–	–	–	2	–	–	–	–
3313	1	–	–	–	–	–	–	–	–	1	–	–	–	–	–	–	–	–
3314	12	13	10	–	–	3	6	10	6	4	1	–	2	2	1	–	–	–
3319	1	–	–	–	–	–	–	–	–	1	–	–	–	–	–	–	–	–
3321	2	4	–	–	2	–	–	1	–	2	1	–	–	–	–	–	–	–
3329	2	1	–	–	1	–	–	–	–	2	–	–	–	–	–	–	–	–
3511	5	4	7	1	1	2	4	1	5	–	2	–	–	–	–	–	–	–
3512	6	–	4	–	–	–	–	–	–	3	–	–	3	–	4	–	–	–
3514	36	18	15	4	4	3	22	9	11	10	4	1	–	1	–	–	–	–
3520	1	1	–	–	1	–	1	–	–	–	–	–	–	–	–	–	–	–
3600	27	19	11	–	1	1	14	13	8	12	1	1	1	3	–	–	1	1
3702	94	133	72	–	–	–	75	121	72	18	9	–	1	1	–	–	2	–
3811	11	11	55	–	–	2	7	4	51	4	4	–	–	3	2	–	–	–
3821	6	6	4	–	–	–	5	6	4	1	–	–	–	–	–	–	–	–
3832	–	–	1	–	–	–	–	–	–	–	–	–	–	–	–	–	–	1
3839	–	–	1	–	–	–	–	–	1	–	–	–	–	–	–	–	–	–
4110	22	11	14	–	–	–	6	7	11	13	4	2	3	–	1	–	–	–
4120	437	182	167	3	11	12	156	106	132	249	46	9	24	16	14	5	3	–
4211	23	9	9	2	1	3	8	5	4	10	1	–	3	1	2	–	1	–
4212	12	3	5	1	1	3	1	1	–	8	1	–	2	–	2	–	–	–
4213	3	–	3	–	–	2	–	–	1	3	–	–	–	–	–	–	–	–
4221	24	68	55	1	1	3	9	10	19	11	54	30	3	2	1	–	1	2

Capítulo 43 - Alagoas

43.1 - Quantidade de acidentes do trabalho liquidados, por consequência, segundo a Classificação Nacional de Atividades Econômicas (CNAE), no estado de Alagoas - 2013/2015

(continuação)

CNAE	QUANTIDADE DE ACIDENTES DO TRABALHO LIQUIDADOS																	
	Total			Consequência														
				Assistência Médica			Menos de 15 dias			Mais de 15 dias			Incapacidade Permanente			Óbito		
	2013	2014	2015	2013	2014	2015	2013	2014	2015	2013	2014	2015	2013	2014	2015	2013	2014	2015
4222	3	1	4	–	–	4	–	1	–	3	–	–	–	–	–	–	–	–
4223	4	1	–	–	1	–	3	–	–	1	–	–	–	–	–	–	–	–
4292	15	10	2	–	5	1	5	3	1	8	–	–	1	2	–	1	–	–
4299	38	31	18	8	15	3	8	11	13	15	5	2	5	–	–	2	–	–
4311	1	–	–	–	–	–	–	–	–	1	–	–	–	–	–	–	–	–
4312	1	–	1	–	–	–	–	–	1	–	–	–	1	–	–	–	–	–
4313	9	14	6	1	–	–	3	9	5	4	2	–	1	2	1	–	1	–
4321	19	13	11	–	1	–	8	11	10	11	1	–	–	–	1	–	–	–
4322	2	3	3	–	–	–	1	2	3	1	1	–	–	–	–	–	–	–
4329	5	–	2	2	–	–	2	–	1	1	–	1	–	–	–	–	–	–
4330	6	1	3	–	1	–	1	–	3	4	–	–	1	–	–	–	–	–
4391	2	2	4	–	–	–	–	1	4	2	–	–	–	1	–	–	–	–
4399	21	5	15	–	1	5	4	3	8	16	1	–	1	–	1	–	–	1
4511	18	4	9	–	–	–	8	–	6	9	4	1	1	–	1	–	–	1
4520	6	4	1	–	–	–	1	1	1	5	3	–	–	–	–	–	–	–
4530	18	8	11	1	–	2	5	4	7	10	2	1	2	2	1	–	–	–
4541	8	3	2	–	–	–	2	2	1	5	1	–	1	–	1	–	–	–
4615	1	–	–	–	–	–	–	–	–	1	–	–	–	–	–	–	–	–
4623	1	–	–	–	–	–	1	–	–	–	–	–	–	–	–	–	–	–
4631	3	–	2	–	–	–	1	–	2	2	–	–	–	–	–	–	–	–
4632	–	2	4	–	–	–	–	1	4	–	–	–	–	1	–	–	–	–
4633	1	3	–	–	–	–	–	3	–	1	–	–	–	–	–	–	–	–
4635	23	25	15	5	1	4	8	15	11	8	4	–	2	4	–	–	1	–
4636	1	1	2	–	–	–	–	–	–	–	1	1	1	–	1	–	–	–
4637	10	2	1	–	–	–	4	1	1	6	–	–	–	–	–	–	1	–
4639	51	23	31	–	1	–	17	16	24	33	6	5	1	–	–	–	–	2
4641	1	–	–	–	–	–	–	–	–	1	–	–	–	–	–	–	–	–
4643	3	2	–	–	–	–	1	1	–	2	1	–	–	–	–	–	–	–
4644	10	1	3	–	–	–	2	1	3	7	–	–	1	–	–	–	–	–
4646	5	3	4	–	–	–	1	2	3	4	1	–	–	–	1	–	–	–
4649	5	1	2	–	–	–	1	–	2	4	1	–	–	–	–	–	–	–
4662	–	2	–	–	–	–	–	1	–	–	1	–	–	–	–	–	–	–
4669	4	–	–	–	–	–	1	–	–	1	–	–	1	–	–	1	–	–
4672	2	2	4	–	–	1	2	–	2	–	1	1	–	1	–	–	–	–
4674	1	–	–	–	–	–	–	–	–	–	–	–	1	–	–	–	–	–
4679	11	10	6	–	–	–	4	5	6	7	5	–	–	–	–	–	–	–
4681	1	–	2	–	–	–	–	–	2	1	–	–	–	–	–	–	–	–
4682	2	–	1	–	–	–	1	–	1	1	–	–	–	–	–	–	–	–
4683	1	–	–	–	–	–	–	–	–	–	–	–	1	–	–	–	–	–
4684	2	–	–	–	–	–	–	–	–	2	–	–	–	–	–	–	–	–
4686	–	–	1	–	–	–	–	–	1	–	–	–	–	–	–	–	–	–
4687	3	1	–	–	–	–	–	1	–	2	–	–	1	–	–	–	–	–
4689	1	–	3	–	–	2	1	–	1	–	–	–	–	–	–	–	–	–
4691	1	1	2	–	–	–	1	–	2	–	1	–	–	–	–	–	–	–
4693	34	4	5	–	–	–	16	2	4	17	2	–	1	–	1	–	–	–
4711	304	99	85	5	1	–	120	75	77	173	19	6	6	2	2	–	2	–
4712	28	13	4	–	1	–	5	7	3	18	2	1	5	3	–	–	–	–
4713	15	3	6	–	–	–	6	2	6	9	1	–	–	–	–	–	–	–
4721	5	2	2	–	–	–	–	1	–	4	1	2	1	–	–	–	–	–
4722	5	–	2	–	–	–	–	–	1	5	–	1	–	–	–	–	–	–
4723	2	1	3	–	–	–	–	–	3	2	–	–	–	1	–	–	–	–
4724	6	–	–	–	–	–	–	–	–	6	–	–	–	–	–	–	–	–
4729	1	–	1	–	–	–	–	–	1	1	–	–	–	–	–	–	–	–
4731	27	13	7	–	–	–	3	10	4	21	2	2	3	1	1	–	–	–
4741	4	2	1	1	–	–	1	2	1	2	–	–	–	–	–	–	–	–
4742	1	2	–	–	–	–	–	2	–	1	–	–	–	–	–	–	–	–
4743	6	6	2	–	–	–	–	4	2	6	1	–	–	1	–	–	–	–
4744	69	27	26	–	–	–	18	16	23	43	8	1	8	3	2	–	–	–
4751	7	2	–	–	–	–	1	–	–	6	1	–	–	1	–	–	–	–
4752	5	2	2	–	–	–	–	2	1	4	–	1	1	–	–	–	–	–
4753	12	5	3	–	–	–	1	4	3	11	1	–	–	–	–	–	–	–
4754	15	8	2	–	–	–	4	3	1	11	4	1	–	1	–	–	–	–
4755	11	3	3	–	–	1	1	1	2	9	1	–	1	1	–	–	–	–
4759	4	1	2	–	1	2	1	–	–	3	–	–	–	–	–	–	–	–
4761	1	2	–	–	–	–	–	2	–	1	–	–	–	–	–	–	–	–
4763	3	–	–	–	–	–	–	–	–	3	–	–	–	–	–	–	–	–
4771	18	3	–	–	–	–	2	1	–	16	2	–	–	–	–	–	–	–
4772	2	–	–	–	–	–	–	–	–	2	–	–	–	–	–	–	–	–
4774	2	4	3	–	–	–	1	1	3	1	3	–	–	–	–	–	–	–
4781	33	17	12	–	–	1	4	15	10	28	1	–	1	1	1	–	–	–
4782	12	4	2	–	–	–	1	3	1	11	1	–	–	–	1	–	–	–
4783	1	–	–	–	–	–	–	–	–	1	–	–	–	–	–	–	–	–
4784	19	18	15	1	1	–	7	12	13	10	5	1	1	–	1	–	–	–
4785	1	–	–	–	–	–	–	–	–	1	–	–	–	–	–	–	–	–
4789	22	9	5	–	–	–	3	4	4	18	5	–	1	–	1	–	–	–
4912	10	6	3	3	–	1	5	6	2	2	–	–	–	–	–	–	–	–
4921	115	35	26	–	1	–	21	18	20	79	7	2	14	9	3	1	–	1
4922	12	7	8	–	–	–	1	1	5	8	6	–	3	–	3	–	–	–

Capítulo 43 - Alagoas

43.1 - Quantidade de acidentes do trabalho liquidados, por consequência, segundo a Classificação Nacional de Atividades Econômicas (CNAE), no estado de Alagoas - 2013/2015

(continuação)

CNAE	QUANTIDADE DE ACIDENTES DO TRABALHO LIQUIDADOS																	
	Total			Consequência														
				Assistência Médica			Menos de 15 dias			Mais de 15 dias			Incapacidade Permanente			Óbito		
	2013	2014	2015	2013	2014	2015	2013	2014	2015	2013	2014	2015	2013	2014	2015	2013	2014	2015
4923	3	–	–	–	–	–	–	–	–	3	–	–	–	–	–	–	–	–
4929	5	3	–	–	–	–	1	1	–	4	1	–	–	1	–	–	–	–
4930	89	65	49	3	2	8	29	32	38	48	22	2	7	7	–	2	2	1
4940	3	–	1	1	–	1	2	–	–	–	–	–	–	–	–	–	–	–
5011	1	–	–	–	–	–	–	–	–	1	–	–	–	–	–	–	–	–
5030	–	1	1	–	–	–	–	1	1	–	–	–	–	–	–	–	–	–
5111	–	10	5	–	1	–	–	2	2	–	7	3	–	–	–	–	–	–
5112	–	1	–	–	–	–	–	1	–	–	–	–	–	–	–	–	–	–
5211	3	5	3	–	–	1	–	–	–	3	5	2	–	–	–	–	–	–
5212	3	11	5	–	1	–	2	–	–	1	10	5	–	–	–	–	–	–
5221	–	1	–	–	–	–	–	–	–	–	1	–	–	–	–	–	–	–
5222	1	–	–	–	–	–	–	–	–	1	–	–	–	–	–	–	–	–
5223	2	–	–	–	–	–	1	–	–	1	–	–	–	–	–	–	–	–
5229	1	2	–	–	–	–	–	–	–	1	1	–	–	1	–	–	–	–
5231	4	6	6	–	–	–	2	5	5	2	1	1	–	–	–	–	–	–
5232	–	–	1	–	–	–	–	–	–	–	–	1	–	–	–	–	–	–
5239	–	1	–	–	–	–	–	1	–	–	–	–	–	–	–	–	–	–
5240	6	3	3	–	–	–	2	3	3	4	–	–	–	–	–	–	–	–
5250	8	8	10	–	2	5	3	4	5	5	2	–	–	–	–	–	–	–
5310	172	144	195	25	36	52	120	94	132	25	10	3	2	4	3	–	–	5
5320	2	–	2	–	–	–	–	–	2	2	–	–	–	–	–	–	–	–
5510	76	57	33	4	2	–	30	46	32	41	7	–	1	1	1	–	1	–
5590	4	–	–	–	–	–	–	–	–	3	–	–	1	–	–	–	–	–
5611	83	36	26	–	3	1	12	22	21	69	8	1	2	2	3	–	1	–
5612	1	–	–	–	–	–	–	–	–	1	–	–	–	–	–	–	–	–
5620	12	10	3	–	1	–	1	5	2	11	4	1	–	–	–	–	–	–
5822	1	1	1	–	–	–	1	1	1	–	–	–	–	–	–	–	–	–
5823	1	–	–	–	–	–	–	–	–	1	–	–	–	–	–	–	–	–
5829	1	–	–	–	–	–	–	–	–	1	–	–	–	–	–	–	–	–
5911	1	–	–	–	–	–	–	–	–	1	–	–	–	–	–	–	–	–
5914	1	1	2	–	–	–	–	1	2	1	–	–	–	–	–	–	–	–
6010	–	–	1	–	–	–	–	–	1	–	–	–	–	–	–	–	–	–
6021	1	1	1	–	–	–	–	–	–	1	–	1	–	1	–	–	–	–
6110	8	3	–	–	1	–	4	2	–	3	–	–	1	–	–	–	–	–
6120	1	–	3	–	–	–	1	–	3	–	–	–	–	–	–	–	–	–
6141	4	–	–	–	–	–	–	–	–	4	–	–	–	–	–	–	–	–
6190	6	1	2	–	–	–	3	1	2	3	–	–	–	–	–	–	–	–
6201	–	11	3	–	–	–	–	–	–	–	11	3	–	–	–	–	–	–
6204	1	–	–	–	–	–	–	–	–	1	–	–	–	–	–	–	–	–
6209	3	–	1	–	–	–	2	–	1	–	–	–	1	–	–	–	–	–
6311	–	2	1	–	–	–	–	–	–	–	2	1	–	–	–	–	–	–
6421	12	11	6	–	2	–	3	6	3	9	2	2	–	1	1	–	–	–
6422	74	37	46	1	1	–	26	25	35	43	8	6	4	3	5	–	–	–
6423	6	21	3	–	9	–	–	9	2	6	1	–	–	2	1	–	–	–
6424	1	2	1	–	–	–	–	2	1	1	–	–	–	–	–	–	–	–
6434	–	1	–	–	–	–	–	1	–	–	–	–	–	–	–	–	–	–
6435	–	3	2	–	–	–	–	–	–	–	3	2	–	–	–	–	–	–
6462	1	2	–	–	–	–	–	1	–	1	–	–	–	1	–	–	–	–
6463	–	–	1	–	–	–	–	–	–	–	–	1	–	–	–	–	–	–
6499	–	–	1	–	–	–	–	–	–	–	–	–	–	–	1	–	–	–
6512	–	1	–	–	–	–	–	–	–	–	1	–	–	–	–	–	–	–
6550	10	8	4	1	1	1	7	4	3	2	3	–	–	–	–	–	–	–
6619	–	1	–	–	–	–	–	1	–	–	–	–	–	–	–	–	–	–
6621	–	1	–	–	–	–	–	–	–	–	1	–	–	–	–	–	–	–
6622	1	–	–	–	–	–	–	–	–	1	–	–	–	–	–	–	–	–
6630	–	1	–	–	–	–	–	–	–	–	1	–	–	–	–	–	–	–
6810	8	2	4	–	–	–	4	2	4	3	–	–	1	–	–	–	–	–
6821	6	1	–	–	–	–	2	1	–	4	–	–	–	–	–	–	–	–
6822	3	2	1	–	–	–	–	2	1	3	–	–	–	–	–	–	–	–
6911	–	1	–	–	–	–	–	1	–	–	–	–	–	–	–	–	–	–
6912	2	–	–	–	–	–	–	–	–	2	–	–	–	–	–	–	–	–
6920	4	2	2	–	–	–	–	1	2	3	1	–	1	–	–	–	–	–
7010	–	1	–	–	–	–	–	–	–	–	1	–	–	–	–	–	–	–
7020	5	1	1	1	–	–	–	1	1	4	–	–	–	–	–	–	–	–
7112	22	12	4	3	4	–	8	6	4	10	2	–	1	–	–	–	–	–
7119	11	26	2	3	17	2	1	5	–	7	4	–	–	–	–	–	–	–
7120	–	1	2	–	–	–	–	1	2	–	–	–	–	–	–	–	–	–
7210	–	2	1	–	–	–	–	1	1	–	–	–	–	–	–	–	1	–
7220	4	–	–	1	–	–	2	–	–	1	–	–	–	–	–	–	–	–
7319	2	2	2	–	–	–	–	2	2	2	–	–	–	–	–	–	–	–
7320	1	–	–	–	–	–	–	–	–	1	–	–	–	–	–	–	–	–
7420	–	1	2	–	–	–	–	–	–	–	1	2	–	–	–	–	–	–
7490	8	1	1	2	–	–	–	1	1	6	–	–	–	–	–	–	–	–
7711	5	1	–	–	–	–	1	–	–	1	–	–	3	1	–	–	–	–
7719	2	–	–	–	–	–	–	–	–	2	–	–	–	–	–	–	–	–
7721	1	1	–	–	–	–	–	–	–	1	1	–	–	–	–	–	–	–
7723	4	–	–	–	–	–	–	–	–	4	–	–	–	–	–	–	–	–
7731	4	1	–	–	–	–	1	–	–	2	–	–	–	1	–	1	–	–

Capítulo 43 - Alagoas

43.1 - Quantidade de acidentes do trabalho liquidados, por consequência, segundo a Classificação Nacional de Atividades Econômicas (CNAE), no estado de Alagoas - 2013/2015

(conclusão)

CNAE	QUANTIDADE DE ACIDENTES DO TRABALHO LIQUIDADOS																	
	Total			Consequência														
				Assistência Médica			Menos de 15 dias			Mais de 15 dias			Incapacidade Permanente			Óbito		
	2013	2014	2015	2013	2014	2015	2013	2014	2015	2013	2014	2015	2013	2014	2015	2013	2014	2015
7732	3	3	3	–	–	–	–	2	3	2	1	–	1	–	–	–	–	–
7733	–	1	–	–	–	–	–	–	–	–	1	–	–	–	–	–	–	–
7739	9	4	6	–	–	2	4	4	3	4	–	–	1	–	1	–	–	–
7740	1	–	–	–	–	–	–	–	–	1	–	–	–	–	–	–	–	–
7810	2	1	–	–	–	–	2	–	–	–	1	–	–	–	–	–	–	–
7820	14	11	4	–	–	–	4	8	2	8	3	–	2	–	2	–	–	–
7830	1	–	2	–	–	–	–	–	2	–	–	–	1	–	–	–	–	–
7911	–	–	2	–	–	–	–	–	2	–	–	–	–	–	–	–	–	–
8011	52	43	24	–	–	1	32	36	23	18	5	–	1	1	–	1	1	–
8012	46	17	27	2	–	–	24	13	27	20	4	–	–	–	–	–	–	–
8020	12	5	8	–	–	–	3	3	6	8	2	2	1	–	–	–	–	–
8030	–	3	1	–	–	–	–	–	–	–	3	1	–	–	–	–	–	–
8111	5	–	1	–	–	–	3	–	–	2	–	1	–	–	–	–	–	–
8112	28	14	16	1	–	1	9	10	14	17	2	1	1	1	–	–	1	–
8121	33	8	9	–	–	–	5	6	8	26	1	1	2	1	–	–	–	–
8122	2	–	1	–	–	–	–	–	1	2	–	–	–	–	–	–	–	–
8129	6	17	–	1	15	–	–	2	–	3	–	–	2	–	–	–	–	–
8130	–	1	1	–	–	–	–	–	–	–	1	1	–	–	–	–	–	–
8211	7	2	3	–	–	–	2	1	3	5	1	–	–	–	–	–	–	–
8219	4	–	–	–	–	–	2	–	–	2	–	–	–	–	–	–	–	–
8220	2	2	25	–	–	–	–	2	23	2	–	2	–	–	–	–	–	–
8230	1	3	–	–	–	–	–	2	–	1	1	–	–	–	–	–	–	–
8291	3	–	–	–	–	–	–	–	–	3	–	–	–	–	–	–	–	–
8292	1	1	3	–	–	–	1	–	3	–	1	–	–	–	–	–	–	–
8299	12	13	7	2	1	–	3	8	7	6	3	–	1	1	–	–	–	–
8411	108	22	15	3	2	–	8	13	9	79	2	–	16	4	6	2	1	–
8412	1	–	–	–	–	–	–	–	–	1	–	–	–	–	–	–	–	–
8422	2	–	–	–	–	–	1	–	–	1	–	–	–	–	–	–	–	–
8423	1	–	1	–	–	–	1	–	1	–	–	–	–	–	–	–	–	–
8511	–	49	19	–	–	–	–	–	–	–	48	19	–	1	–	–	–	–
8512	8	2	11	–	–	1	2	1	10	6	–	–	–	1	–	–	–	–
8513	20	16	11	1	2	2	5	14	7	14	–	1	–	–	1	–	–	–
8520	5	5	–	–	–	–	1	1	–	4	2	–	–	2	–	–	–	–
8531	1	–	–	–	–	–	1	–	–	–	–	–	–	–	–	–	–	–
8532	32	18	19	9	7	9	15	9	9	8	1	–	–	1	1	–	–	–
8541	–	1	–	–	–	–	–	–	–	–	–	–	–	1	–	–	–	–
8593	2	1	–	–	–	–	–	1	–	1	–	–	1	–	–	–	–	–
8599	16	11	13	–	–	–	7	9	13	9	2	–	–	–	–	–	–	–
8610	418	344	374	162	149	155	156	182	213	90	4	4	9	9	2	1	–	–
8630	3	1	1	–	–	–	–	–	1	3	1	–	–	–	–	–	–	–
8640	11	4	14	1	2	8	1	2	6	9	–	–	–	–	–	–	–	–
8650	18	12	5	5	7	1	1	4	4	12	1	–	–	–	–	–	–	–
8660	–	1	5	–	–	–	–	1	5	–	–	–	–	–	–	–	–	–
8690	3	–	–	–	–	–	–	–	–	2	–	–	1	–	–	–	–	–
8711	1	–	–	–	–	–	–	–	–	1	–	–	–	–	–	–	–	–
8712	–	–	1	–	–	–	–	–	1	–	–	–	–	–	–	–	–	–
8730	–	3	2	–	–	1	–	3	1	–	–	–	–	–	–	–	–	–
8800	12	13	12	4	2	4	3	10	8	4	1	–	1	–	–	–	–	–
9102	–	–	1	–	–	–	–	–	1	–	–	–	–	–	–	–	–	–
9103	1	–	–	–	–	–	–	–	–	1	–	–	–	–	–	–	–	–
9312	7	1	1	–	–	–	–	–	1	7	–	–	–	1	–	–	–	–
9313	2	–	–	–	–	–	–	–	–	2	–	–	–	–	–	–	–	–
9319	1	2	1	–	–	–	–	2	1	1	–	–	–	–	–	–	–	–
9321	1	1	1	–	–	–	1	–	1	–	1	–	–	–	–	–	–	–
9329	1	–	–	–	–	–	–	–	–	1	–	–	–	–	–	–	–	–
9411	1	–	–	–	–	–	–	–	–	1	–	–	–	–	–	–	–	–
9412	1	–	–	–	–	–	–	–	–	–	–	–	1	–	–	–	–	–
9420	3	–	1	–	–	–	–	–	–	3	–	–	–	–	1	–	–	–
9430	28	11	5	3	–	–	5	7	4	17	1	–	2	3	1	1	–	–
9491	6	5	3	–	–	–	1	3	1	4	1	–	1	1	2	–	–	–
9499	7	4	12	–	–	–	3	4	9	3	–	–	1	–	3	–	–	–
9511	1	–	3	–	–	–	–	–	2	1	–	1	–	–	–	–	–	–
9512	2	1	1	–	–	–	1	1	1	1	–	–	–	–	–	–	–	–
9521	1	2	–	–	–	–	1	1	–	–	–	–	–	–	–	–	1	–
9529	5	2	–	–	–	–	1	–	–	2	1	–	2	1	–	–	–	–
9601	3	1	1	1	–	–	–	–	1	2	1	–	–	–	–	–	–	–
9602	9	2	1	–	–	–	–	1	–	8	–	–	1	1	1	–	–	–
9603	1	2	6	–	–	1	–	2	5	1	–	–	–	–	–	–	–	–
9609	1	1	–	–	–	–	–	1	–	1	–	–	–	–	–	–	–	–
9900	1	–	–	–	–	–	–	–	–	–	–	–	1	–	–	–	–	–
Ignorado	125	1.637	950	–	–	–	7	4	3	85	1.605	928	33	28	19	–	–	–

Fonte: DATAPREV, CAT, SUB.
Nota: Os dados são preliminares, estando sujeitos a correções.

Capítulo 43 - Alagoas

43.2 - Quantidade mensal de acidentes do trabalho liquidados, por consequência, no estado de Alagoas - 2013/2015

MESES	QUANTIDADE DE ACIDENTES DO TRABALHO LIQUIDADOS																	
	Total			Consequência														
				Assistência Médica			Menos de 15 dias			Mais de 15 dias			Incapacidade Permanente			Óbito		
	2013	2014	2015	2013	2014	2015	2013	2014	2015	2013	2014	2015	2013	2014	2015	2013	2014	2015
TOTAL	**6.957**	**6.194**	**4.927**	**471**	**590**	**552**	**3.309**	**2.956**	**3.008**	**2.809**	**2.373**	**1.182**	**338**	**240**	**158**	**30**	**35**	**27**
Janeiro	869	646	639	32	32	45	515	342	376	299	246	196	19	19	21	4	7	1
Fevereiro	686	616	495	26	37	48	342	318	294	281	234	134	36	21	17	1	6	2
Março	559	516	567	38	35	42	202	263	332	288	192	155	29	24	33	2	2	5
Abril	486	405	402	37	29	25	170	172	246	249	183	113	28	18	17	2	3	1
Maio	438	422	307	34	37	47	169	162	170	204	200	75	29	19	14	2	4	1
Junho	492	388	287	36	50	49	209	129	146	213	189	73	33	17	17	1	3	2
Julho	506	455	334	30	56	34	242	177	189	206	204	100	24	18	10	4	–	1
Agosto	503	455	322	35	50	46	214	197	181	224	181	86	30	23	8	–	4	1
Setembro	562	496	359	60	42	59	239	234	206	228	196	90	31	23	4	4	1	–
Outubro	660	612	394	57	72	50	340	294	246	226	220	83	36	26	11	1	–	4
Novembro	596	614	468	34	70	60	347	353	343	184	171	56	24	18	3	7	2	6
Dezembro	600	569	353	52	80	47	320	315	279	207	157	21	19	14	3	2	3	3

Fonte: DATAPREV, CAT, SUB.
Nota: Os dados são preliminares, estando sujeitos a correções.

DISTRIBUIÇÃO DE ACIDENTES DO TRABALHO LIQUIDADOS, POR CONSEQUÊNCIA, NO ESTADO DE ALAGOAS - 2015

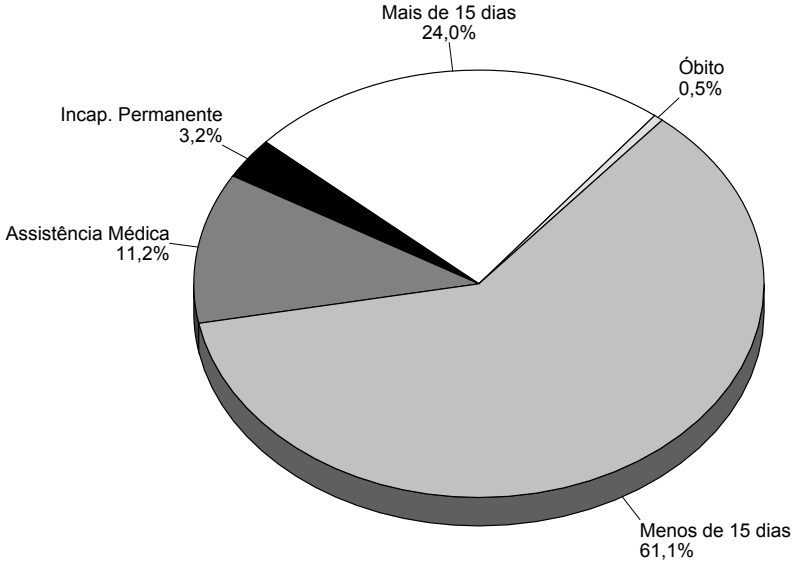

Fonte: DATAPREV, CAT, SUB.

Capítulo 44 - Sergipe

44.1 - Quantidade de acidentes do trabalho liquidados, por consequência, segundo a Classificação Nacional de Atividades Econômicas (CNAE), no estado de Sergipe - 2013/2015

(continua)

CNAE	QUANTIDADE DE ACIDENTES DO TRABALHO LIQUIDADOS																	
	Total			Consequência														
				Assistência Médica			Menos de 15 dias			Mais de 15 dias			Incapacidade Permanente			Óbito		
	2013	2014	2015	2013	2014	2015	2013	2014	2015	2013	2014	2015	2013	2014	2015	2013	2014	2015
TOTAL	**3.446**	**3.348**	**2.764**	**694**	**642**	**513**	**1.494**	**1.503**	**1.552**	**1.121**	**1.073**	**619**	**107**	**111**	**66**	**30**	**19**	**14**
0111	–	7	4	–	–	–	–	–	–	–	7	4	–	–	–	–	–	–
0112	–	–	1	–	–	–	–	–	–	–	–	1	–	–	–	–	–	–
0113	21	17	16	–	1	–	13	11	15	7	4	1	1	1	–	–	–	–
0114	–	1	–	–	–	–	–	–	–	–	1	–	–	–	–	–	–	–
0116	1	–	2	–	–	–	–	–	–	1	–	2	–	–	–	–	–	–
0119	–	–	1	–	–	–	–	–	–	–	–	1	–	–	–	–	–	–
0122	1	–	–	–	–	–	1	–	–	–	–	–	–	–	–	–	–	–
0131	6	–	2	–	–	–	5	–	2	–	–	–	1	–	–	–	–	–
0133	7	3	4	–	–	–	2	1	2	3	2	–	2	–	2	–	–	–
0134	–	–	1	–	–	–	–	–	–	–	–	1	–	–	–	–	–	–
0139	–	1	–	–	–	–	–	1	–	–	–	–	–	–	–	–	–	–
0141	2	1	1	–	–	–	1	1	1	1	–	–	–	–	–	–	–	–
0142	1	–	–	–	–	–	–	–	–	1	–	–	–	–	–	–	–	–
0151	8	3	–	–	–	–	6	2	–	2	1	–	–	–	–	–	–	–
0155	4	3	11	–	–	–	2	2	9	2	1	2	–	–	–	–	–	–
0161	2	4	2	–	1	1	1	2	–	–	1	1	1	–	–	–	–	–
0162	–	1	–	–	–	–	–	–	–	–	1	–	–	–	–	–	–	–
0210	1	2	4	–	–	–	–	1	4	1	1	–	–	–	–	–	–	–
0321	1	–	–	–	–	–	1	–	–	–	–	–	–	–	–	–	–	–
0322	–	1	–	–	–	–	–	1	–	–	–	–	–	–	–	–	–	–
0600	74	84	69	51	64	60	19	15	9	3	4	–	1	1	–	–	–	–
0710	1	–	–	1	–	–	–	–	–	–	–	–	–	–	–	–	–	–
0810	5	7	2	1	1	–	3	4	2	1	2	–	–	–	–	–	–	–
0891	13	11	10	5	3	2	8	4	6	–	4	2	–	–	–	–	–	–
0910	43	29	20	22	17	16	8	11	3	13	–	–	–	1	1	–	–	–
1012	1	5	7	–	–	1	1	–	5	–	5	1	–	–	–	–	–	–
1031	1	2	3	–	–	–	–	1	2	1	–	–	–	1	–	–	–	1
1033	21	13	5	1	3	1	13	7	4	7	3	–	–	–	–	–	–	–
1052	15	15	12	5	1	1	8	13	11	2	1	–	–	–	–	–	–	–
1053	3	1	1	–	–	–	1	–	1	2	1	–	–	–	–	–	–	–
1061	–	1	–	–	–	–	–	1	–	–	–	–	–	–	–	–	–	–
1062	4	5	2	–	–	1	4	5	1	–	–	–	–	–	–	–	–	–
1064	10	4	2	–	–	–	9	4	2	1	–	–	–	–	–	–	–	–
1066	–	–	1	–	–	–	–	–	1	–	–	–	–	–	–	–	–	–
1069	1	1	3	–	–	–	1	1	3	–	–	–	–	–	–	–	–	–
1071	9	5	8	–	1	–	1	2	5	7	2	2	1	–	1	–	–	–
1081	5	3	5	–	1	–	1	2	4	2	–	1	1	–	–	1	–	–
1091	5	5	3	–	–	–	1	3	3	4	1	–	–	1	–	–	–	–
1092	69	48	8	54	45	8	6	1	–	9	1	–	–	1	–	–	–	–
1094	4	1	–	–	–	–	1	–	–	2	–	–	1	1	–	–	–	–
1096	–	1	–	–	–	–	–	–	–	–	1	–	–	–	–	–	–	–
1099	12	9	5	–	–	–	8	7	4	4	2	1	–	–	–	–	–	–
1113	18	12	10	10	11	7	2	1	1	4	–	1	2	–	1	–	–	–
1121	1	5	1	–	–	–	–	4	1	1	1	–	–	–	–	–	–	–
1122	–	–	2	–	–	–	–	–	1	–	–	1	–	–	–	–	–	–
1220	5	–	3	–	–	–	2	–	1	3	–	1	–	–	1	–	–	–
1311	11	1	7	–	–	–	6	1	5	5	–	2	–	–	–	–	–	–
1312	9	1	1	–	–	–	7	1	1	2	–	–	–	–	–	–	–	–
1321	63	55	37	1	1	4	49	49	32	12	5	–	1	–	–	–	–	1
1330	2	1	1	–	–	–	2	–	1	–	–	–	–	1	–	–	–	–
1340	2	–	–	–	–	–	1	–	–	1	–	–	–	–	–	–	–	–
1351	25	17	15	1	1	–	14	10	13	9	6	2	1	–	–	–	–	–
1354	–	1	–	–	–	–	–	–	–	–	–	–	–	1	–	–	–	–
1411	9	4	3	–	–	–	5	1	1	4	1	–	–	2	2	–	–	–
1412	12	12	11	1	–	2	7	10	9	4	2	–	–	–	–	–	–	–
1413	1	2	–	–	–	–	1	1	–	–	1	–	–	–	–	–	–	–
1421	–	1	–	–	–	–	–	–	–	–	–	–	–	1	–	–	–	–
1510	1	–	–	–	–	–	–	–	–	1	–	–	–	–	–	–	–	–
1531	57	55	61	–	–	–	46	51	60	9	4	–	2	–	1	–	–	–
1533	14	13	9	2	5	3	6	7	6	6	–	–	–	–	–	–	1	–
1540	1	–	1	–	–	–	1	–	1	–	–	–	–	–	–	–	–	–
1610	–	1	–	–	–	–	–	–	–	–	–	–	–	1	–	–	–	–
1621	1	1	–	–	–	–	–	1	–	1	–	–	–	–	–	–	–	–
1622	5	9	4	–	1	–	2	3	4	3	4	–	–	1	–	–	–	–
1629	1	–	–	–	–	–	–	–	–	1	–	–	–	–	–	–	–	–
1721	5	3	4	–	–	–	3	2	3	2	1	–	–	–	1	–	–	–
1731	–	2	2	–	–	–	–	–	–	–	2	1	–	–	1	–	–	–
1741	1	–	–	–	–	–	1	–	–	–	–	–	–	–	–	–	–	–
1742	2	3	1	–	–	–	–	1	–	1	1	–	1	1	1	–	–	–
1811	–	1	–	–	–	–	–	–	–	–	1	–	–	–	–	–	–	–
1812	–	3	3	–	–	–	–	–	–	–	3	3	–	–	–	–	–	–
1813	3	2	1	–	–	–	2	2	1	–	–	–	1	–	–	–	–	–

Capítulo 44 - Sergipe

44.1 - Quantidade de acidentes do trabalho liquidados, por consequência, segundo a Classificação Nacional de Atividades Econômicas (CNAE), no estado de Sergipe - 2013/2015

(continuação)

CNAE	QUANTIDADE DE ACIDENTES DO TRABALHO LIQUIDADOS																	
	Total			Consequência														
				Assistência Médica			Menos de 15 dias			Mais de 15 dias			Incapacidade Permanente			Óbito		
	2013	2014	2015	2013	2014	2015	2013	2014	2015	2013	2014	2015	2013	2014	2015	2013	2014	2015
1822	3	1	1	1	–	–	1	1	1	1	–	–	–	–	–	–	–	–
1921	22	11	19	7	8	10	12	2	8	3	1	1	–	–	–	–	–	–
1931	31	23	22	–	–	–	20	17	17	8	5	5	2	1	–	1	–	–
2012	1	–	–	1	–	–	–	–	–	–	–	–	–	–	–	–	–	–
2013	47	41	41	22	17	16	19	22	24	6	2	1	–	–	–	–	–	–
2014	–	–	3	–	–	–	–	–	3	–	–	–	–	–	–	–	–	–
2022	–	1	–	–	–	–	–	–	–	–	1	–	–	–	–	–	–	–
2061	–	–	7	–	–	–	–	–	7	–	–	–	–	–	–	–	–	–
2063	27	10	11	1	–	–	20	10	10	6	–	1	–	–	–	–	–	–
2071	1	3	–	–	–	–	–	3	–	–	–	–	1	–	–	–	–	–
2073	–	2	–	–	–	–	–	1	–	–	–	–	–	1	–	–	–	–
2091	–	1	–	–	–	–	–	–	–	–	1	–	–	–	–	–	–	–
2121	–	–	1	–	–	–	–	–	–	–	–	–	–	–	1	–	–	–
2212	1	1	1	–	–	–	–	–	1	1	–	–	–	1	–	–	–	–
2219	–	1	5	–	–	–	–	–	–	–	1	5	–	–	–	–	–	–
2222	4	7	1	–	–	–	1	2	1	3	4	–	–	1	–	–	–	–
2229	11	6	4	–	–	–	3	1	3	7	5	1	1	–	–	–	–	–
2312	–	–	3	–	–	–	–	–	2	–	–	1	–	–	–	–	–	–
2320	19	13	8	3	4	–	12	7	7	3	1	1	–	1	–	1	–	–
2330	12	5	2	–	–	–	2	3	1	10	2	1	–	–	–	–	–	–
2342	18	17	13	–	–	–	4	7	12	14	7	1	–	3	–	–	–	–
2391	6	7	4	–	–	–	3	2	4	3	4	–	–	1	–	–	–	–
2392	4	4	5	4	2	2	–	2	3	–	–	–	–	–	–	–	–	–
2399	–	–	1	–	–	–	–	–	1	–	–	–	–	–	–	–	–	–
2424	2	2	–	–	–	–	1	2	–	1	–	–	–	–	–	–	–	–
2431	2	1	–	–	–	–	2	1	–	–	–	–	–	–	–	–	–	–
2511	10	4	14	–	–	1	6	2	11	4	2	2	–	–	–	–	–	–
2512	1	6	2	–	–	–	–	5	2	1	1	–	–	–	–	–	–	–
2539	–	1	1	–	–	–	–	1	1	–	–	–	–	–	–	–	–	–
2542	1	–	1	–	–	–	1	–	1	–	–	–	–	–	–	–	–	–
2591	5	9	5	4	6	4	1	2	1	–	1	–	–	–	–	–	–	–
2593	1	2	–	–	–	–	–	1	–	1	1	–	–	–	–	–	–	–
2599	2	–	–	–	–	–	1	–	–	1	–	–	–	–	–	–	–	–
2610	4	–	–	4	–	–	–	–	–	–	–	–	–	–	–	–	–	–
2622	7	2	–	6	–	–	1	2	–	–	–	–	–	–	–	–	–	–
2651	1	–	–	–	–	–	–	–	–	1	–	–	–	–	–	–	–	–
2710	1	–	–	–	–	–	1	–	–	–	–	–	–	–	–	–	–	–
2731	–	2	1	–	–	–	–	1	1	–	–	–	–	–	–	–	1	–
2759	10	9	3	1	–	–	3	6	3	5	2	–	1	1	–	–	–	–
2811	–	1	–	–	–	–	–	–	–	–	1	–	–	–	–	–	–	–
2829	–	1	1	–	–	–	–	–	1	–	1	–	–	–	–	–	–	–
2840	1	1	–	1	–	–	–	1	–	–	–	–	–	–	–	–	–	–
2851	3	4	1	3	2	1	–	2	–	–	–	–	–	–	–	–	–	–
2869	1	–	–	–	–	–	–	–	–	1	–	–	–	–	–	–	–	–
2930	6	9	8	–	–	–	–	4	7	6	4	1	–	–	–	–	1	–
2945	2	11	11	–	1	–	1	8	10	1	2	1	–	–	–	–	–	–
2949	1	–	–	1	–	–	–	–	–	–	–	–	–	–	–	–	–	–
3011	1	–	2	–	–	–	–	–	–	1	–	–	–	–	2	–	–	–
3101	30	13	6	1	–	–	16	9	5	12	4	–	1	–	1	–	–	–
3102	2	1	7	–	–	–	–	1	6	2	–	–	–	–	1	–	–	–
3104	–	2	–	–	–	–	–	2	–	–	–	–	–	–	–	–	–	–
3212	–	3	–	–	–	–	–	1	–	–	2	–	–	–	–	–	–	–
3230	–	1	1	–	–	–	–	–	–	–	1	1	–	–	–	–	–	–
3240	3	1	1	–	–	–	2	–	–	1	–	1	–	1	–	–	–	–
3250	1	–	1	–	–	–	1	–	1	–	–	–	–	–	–	–	–	–
3291	–	1	1	–	–	–	–	–	–	–	1	1	–	–	–	–	–	–
3299	–	–	1	–	–	–	–	–	1	–	–	–	–	–	–	–	–	–
3312	–	1	–	–	–	–	–	–	–	–	1	–	–	–	–	–	–	–
3313	–	1	–	–	–	–	–	–	–	–	–	–	–	1	–	–	–	–
3314	5	3	7	1	2	1	2	1	6	1	–	–	1	–	–	–	–	–
3317	3	3	–	3	2	–	–	1	–	–	–	–	–	–	–	–	–	–
3321	–	–	2	–	–	1	–	–	1	–	–	–	–	–	–	–	–	–
3511	2	10	5	–	–	1	1	3	3	–	7	1	–	–	–	1	–	–
3514	50	49	60	8	3	3	31	41	55	11	5	2	–	–	–	–	–	–
3520	1	1	1	–	1	–	1	–	1	–	–	–	–	–	–	–	–	–
3600	27	25	37	5	3	12	17	20	24	4	1	–	–	1	–	1	–	1
3702	1	–	1	–	–	–	–	–	1	–	–	–	1	–	–	–	–	–
3811	216	167	101	29	30	18	170	130	80	16	7	3	1	–	–	–	–	–
3821	1	1	–	–	–	–	1	1	–	–	–	–	–	–	–	–	–	–
3832	1	1	1	–	–	–	1	–	1	–	–	–	–	1	–	–	–	–
3839	2	–	19	–	–	6	1	–	13	1	–	–	–	–	–	–	–	–
4110	115	99	82	5	4	5	71	81	75	35	14	2	–	–	–	4	–	–
4120	205	175	109	18	14	3	113	118	92	66	36	8	7	5	4	1	2	2
4211	6	7	2	–	1	1	2	4	–	3	1	–	–	1	1	1	–	–

Capítulo 44 - Sergipe

44.1 - Quantidade de acidentes do trabalho liquidados, por consequência, segundo a Classificação Nacional de Atividades Econômicas (CNAE), no estado de Sergipe - 2013/2015

(continuação)

CNAE	QUANTIDADE DE ACIDENTES DO TRABALHO LIQUIDADOS																	
	Total			Consequência														
				Assistência Médica			Menos de 15 dias			Mais de 15 dias			Incapacidade Permanente			Óbito		
	2013	2014	2015	2013	2014	2015	2013	2014	2015	2013	2014	2015	2013	2014	2015	2013	2014	2015
4212	6	15	1	–	–	–	3	11	1	3	4	–	–	–	–	–	–	–
4213	3	1	1	–	–	–	–	1	1	2	–	–	1	–	–	–	–	–
4221	24	39	31	3	2	–	9	16	17	10	20	14	2	–	–	–	1	–
4222	4	7	4	3	3	1	–	3	1	1	1	2	–	–	–	–	–	–
4223	4	–	1	4	–	–	–	–	1	–	–	–	–	–	–	–	–	–
4292	29	10	7	21	6	2	5	3	5	2	–	–	1	1	–	–	–	–
4299	18	3	2	10	2	–	2	1	1	6	–	–	–	–	1	–	–	–
4311	–	–	1	–	–	–	–	–	1	–	–	–	–	–	–	–	–	–
4312	2	1	2	1	–	1	1	–	1	–	1	–	–	–	–	–	–	–
4313	2	6	4	–	2	1	1	3	3	1	–	–	–	1	–	–	–	–
4319	6	1	–	3	1	–	3	–	–	–	–	–	–	–	–	–	–	–
4321	10	19	18	1	4	3	5	9	14	3	3	1	–	–	–	1	3	–
4322	2	2	2	1	–	–	1	2	2	–	–	–	–	–	–	–	–	–
4329	6	5	4	1	1	–	3	3	4	2	–	–	–	1	–	–	–	–
4330	3	7	5	–	–	2	–	4	2	2	3	1	–	–	–	1	–	–
4391	1	–	1	–	–	–	–	–	1	1	–	–	–	–	–	–	–	–
4399	6	9	20	1	1	5	2	6	13	3	2	–	–	–	–	–	–	2
4511	9	5	8	–	–	–	6	3	7	3	2	–	–	–	–	–	–	1
4520	6	3	1	–	–	1	2	1	–	3	2	–	–	–	–	1	–	–
4530	22	8	19	–	–	–	8	4	14	12	3	4	2	1	1	–	–	–
4541	3	3	6	–	2	1	2	–	4	1	1	1	–	–	–	–	–	–
4613	2	–	–	–	–	–	–	–	–	1	–	–	1	–	–	–	–	–
4617	5	3	2	–	–	–	3	3	1	2	–	1	–	–	–	–	–	–
4619	1	1	–	–	–	–	–	1	–	1	–	–	–	–	–	–	–	–
4623	1	–	–	–	–	–	–	–	–	1	–	–	–	–	–	–	–	–
4631	–	1	–	–	–	–	–	1	–	–	–	–	–	–	–	–	–	–
4632	–	1	–	–	–	–	–	1	–	–	–	–	–	–	–	–	–	–
4635	42	33	27	2	–	3	24	22	23	14	10	1	–	–	–	2	1	–
4637	1	1	1	–	–	–	–	1	1	1	–	–	–	–	–	–	–	–
4639	4	2	–	1	–	–	2	–	–	1	2	–	–	–	–	–	–	–
4641	1	–	1	–	–	–	1	–	–	–	–	1	–	–	–	–	–	–
4643	–	1	–	–	–	–	–	1	–	–	–	–	–	–	–	–	–	–
4644	–	1	–	–	–	–	–	1	–	–	–	–	–	–	–	–	–	–
4645	1	2	2	–	–	1	–	1	1	1	1	–	–	–	–	–	–	–
4646	1	–	2	–	–	–	1	–	2	–	–	–	–	–	–	–	–	–
4647	1	1	–	–	–	–	1	1	–	–	–	–	–	–	–	–	–	–
4649	3	1	–	–	–	–	1	–	–	2	1	–	–	–	–	–	–	–
4662	–	1	–	–	–	–	–	–	–	–	1	–	–	–	–	–	–	–
4663	1	–	–	1	–	–	–	–	–	–	–	–	–	–	–	–	–	–
4665	2	3	1	–	–	–	1	3	1	1	–	–	–	–	–	–	–	–
4669	2	2	–	2	–	–	–	–	–	–	2	–	–	–	–	–	–	–
4671	–	–	1	–	–	–	–	–	–	–	–	–	–	–	1	–	–	–
4672	–	–	1	–	–	–	–	–	1	–	–	–	–	–	–	–	–	–
4673	–	–	1	–	–	1	–	–	–	–	–	–	–	–	–	–	–	–
4674	–	1	–	–	–	–	–	–	–	–	1	–	–	–	–	–	–	–
4679	1	6	–	–	1	–	1	4	–	–	1	–	–	–	–	–	–	–
4681	–	4	3	–	1	–	–	3	3	–	–	–	–	–	–	–	–	–
4684	4	1	3	1	–	2	2	1	1	1	–	–	–	–	–	–	–	–
4685	–	–	1	–	–	–	–	–	1	–	–	–	–	–	–	–	–	–
4686	–	2	3	–	–	–	–	–	1	–	2	2	–	–	–	–	–	–
4687	4	–	1	–	–	–	2	–	1	2	–	–	–	–	–	–	–	–
4691	3	2	9	–	–	–	2	1	9	1	1	–	–	–	–	–	–	–
4693	8	7	8	–	–	–	4	4	8	4	3	–	–	–	–	–	–	–
4711	150	57	70	1	2	1	60	46	59	86	7	5	3	2	5	–	–	–
4712	6	6	6	–	–	–	3	2	2	2	4	3	1	–	1	–	–	–
4713	7	3	7	–	1	2	6	2	5	1	–	–	–	–	–	–	–	–
4721	2	–	2	–	–	–	1	–	2	1	–	–	–	–	–	–	–	–
4722	–	–	1	–	–	–	–	–	1	–	–	–	–	–	–	–	–	–
4723	1	–	–	–	–	–	1	–	–	–	–	–	–	–	–	–	–	–
4729	1	1	–	–	–	–	1	1	–	–	–	–	–	–	–	–	–	–
4731	20	6	17	–	–	–	7	4	16	11	2	–	1	–	–	1	–	1
4732	1	1	–	–	–	–	–	–	–	1	–	–	–	1	–	–	–	–
4741	1	–	1	–	–	–	1	–	1	–	–	–	–	–	–	–	–	–
4742	1	3	–	–	–	–	1	3	–	–	–	–	–	–	–	–	–	–
4743	4	3	3	–	–	–	1	2	2	3	1	1	–	–	–	–	–	–
4744	18	25	16	–	–	–	4	11	14	13	11	1	–	2	1	1	1	–
4751	5	3	1	–	–	–	3	–	1	1	3	–	–	–	–	1	–	–
4752	2	–	–	–	–	–	–	–	–	1	–	–	1	–	–	–	–	–
4753	5	5	2	–	–	–	1	5	2	4	–	–	–	–	–	–	–	–
4754	15	8	8	–	–	–	7	5	7	7	2	1	–	1	–	1	–	–
4755	2	4	–	–	–	–	–	2	–	1	1	–	–	1	–	1	–	–
4757	1	3	1	–	–	–	–	2	–	1	1	–	–	–	1	–	–	–
4759	1	3	2	–	–	–	–	2	1	1	1	1	–	–	–	–	–	–
4761	1	1	1	–	–	–	–	–	1	1	1	–	–	–	–	–	–	–

Capítulo 44 - Sergipe

44.1 - Quantidade de acidentes do trabalho liquidados, por consequência, segundo a Classificação Nacional de Atividades Econômicas (CNAE), no estado de Sergipe - 2013/2015

(continuação)

CNAE	QUANTIDADE DE ACIDENTES DO TRABALHO LIQUIDADOS																	
	Total			Consequência														
				Assistência Médica			Menos de 15 dias			Mais de 15 dias			Incapacidade Permanente			Óbito		
	2013	2014	2015	2013	2014	2015	2013	2014	2015	2013	2014	2015	2013	2014	2015	2013	2014	2015
4763	3	3	–	–	–	–	3	3	–	–	–	–	–	–	–	–	–	–
4771	10	11	3	1	–	–	6	7	3	3	3	–	–	–	–	–	1	–
4772	1	3	1	–	–	–	1	2	–	–	1	1	–	–	–	–	–	–
4773	–	–	3	–	–	1	–	–	2	–	–	–	–	–	–	–	–	–
4774	–	2	1	–	1	–	–	–	1	–	1	–	–	–	–	–	–	–
4781	20	4	4	1	1	1	6	3	3	11	–	–	2	–	–	–	–	–
4782	–	2	3	–	–	–	–	1	3	–	1	–	–	–	–	–	–	–
4783	1	–	–	–	–	–	–	–	–	1	–	–	–	–	–	–	–	–
4784	10	10	2	–	–	–	4	6	2	6	2	–	–	2	–	–	–	–
4789	4	4	4	–	–	–	–	3	4	3	1	–	1	–	–	–	–	–
4912	1	–	–	–	–	–	–	–	–	–	–	–	1	–	–	–	–	–
4921	70	42	50	1	1	2	28	25	42	35	12	2	6	4	3	–	–	1
4922	14	10	2	–	–	–	5	7	1	8	2	1	1	1	–	–	–	–
4923	3	–	–	–	–	–	1	–	–	2	–	–	–	–	–	–	–	–
4929	8	5	1	–	1	–	2	2	1	6	1	–	–	–	–	–	1	–
4930	41	41	32	7	6	8	13	17	19	21	14	–	–	3	3	–	1	2
4940	3	–	4	3	–	4	–	–	–	–	–	–	–	–	–	–	–	–
5030	7	5	1	1	2	1	2	2	–	4	–	–	–	1	–	–	–	–
5111	3	3	1	2	–	–	1	3	1	–	–	–	–	–	–	–	–	–
5112	–	2	–	–	–	–	–	2	–	–	–	–	–	–	–	–	–	–
5211	1	–	–	–	–	–	–	–	–	1	–	–	–	–	–	–	–	–
5212	10	25	15	5	–	1	3	1	1	1	24	13	–	–	–	1	–	–
5223	2	3	–	–	1	–	1	1	–	1	1	–	–	–	–	–	–	–
5229	–	1	–	–	–	–	–	–	–	–	1	–	–	–	–	–	–	–
5231	2	2	1	2	–	1	–	1	–	–	–	–	–	1	–	–	–	–
5232	1	2	–	–	–	–	–	–	–	1	2	–	–	–	–	–	–	–
5239	1	1	–	1	–	–	–	1	–	–	–	–	–	–	–	–	–	–
5240	1	5	2	–	–	–	–	3	2	–	2	–	1	–	–	–	–	–
5250	1	1	1	–	–	–	1	1	1	–	–	–	–	–	–	–	–	–
5310	84	61	66	13	6	4	50	51	62	19	3	–	2	1	–	–	–	–
5320	3	–	–	–	–	–	–	–	–	3	–	–	–	–	–	–	–	–
5510	16	15	5	–	–	–	10	12	4	5	3	1	–	–	–	1	–	–
5611	39	21	13	–	2	2	13	11	7	22	8	3	4	–	1	–	–	–
5612	–	–	1	–	–	–	–	–	–	–	–	–	–	–	1	–	–	–
5620	16	8	10	6	1	3	3	5	7	6	2	–	1	–	–	–	–	–
5821	2	–	–	–	–	–	2	–	–	–	–	–	–	–	–	–	–	–
5822	1	8	1	–	–	–	–	7	1	1	1	–	–	–	–	–	–	–
5829	–	1	–	–	–	–	–	1	–	–	–	–	–	–	–	–	–	–
5911	–	–	1	–	–	–	–	–	1	–	–	–	–	–	–	–	–	–
6010	1	4	2	–	–	–	–	4	1	1	–	1	–	–	–	–	–	–
6021	5	6	1	–	–	–	2	5	1	3	1	–	–	–	–	–	–	–
6022	–	–	1	–	–	–	–	–	1	–	–	–	–	–	–	–	–	–
6110	4	4	2	1	3	–	2	1	2	1	–	–	–	–	–	–	–	–
6120	1	1	–	–	–	–	1	1	–	–	–	–	–	–	–	–	–	–
6141	–	1	–	–	–	–	–	1	–	–	–	–	–	–	–	–	–	–
6190	4	1	1	–	–	–	3	1	1	1	–	–	–	–	–	–	–	–
6201	5	5	3	1	1	–	3	–	2	1	4	1	–	–	–	–	–	–
6203	–	1	–	–	–	–	–	1	–	–	–	–	–	–	–	–	–	–
6204	–	1	–	–	–	–	–	1	–	–	–	–	–	–	–	–	–	–
6209	3	–	–	–	–	–	2	–	–	1	–	–	–	–	–	–	–	–
6311	–	–	1	–	–	–	–	–	–	–	–	1	–	–	–	–	–	–
6421	9	6	4	1	1	–	3	4	4	5	1	–	–	–	–	–	–	–
6422	19	20	26	2	9	5	4	7	19	10	3	–	3	1	1	–	–	1
6423	2	2	6	–	2	3	2	–	3	–	–	–	–	–	–	–	–	–
6435	–	1	1	–	–	–	–	–	1	–	1	–	–	–	–	–	–	–
6462	1	–	–	–	–	–	1	–	–	–	–	–	–	–	–	–	–	–
6511	1	–	–	–	–	–	–	–	–	1	–	–	–	–	–	–	–	–
6541	–	–	1	–	–	–	–	–	1	–	–	–	–	–	–	–	–	–
6550	11	2	3	1	–	1	8	2	2	2	–	–	–	–	–	–	–	–
6612	–	1	–	–	–	–	–	1	–	–	–	–	–	–	–	–	–	–
6613	6	14	11	–	6	–	1	6	10	5	2	1	–	–	–	–	–	–
6619	1	–	–	–	–	–	–	–	–	1	–	–	–	–	–	–	–	–
6622	–	1	–	–	–	–	–	1	–	–	–	–	–	–	–	–	–	–
6630	–	1	–	–	–	–	–	–	–	–	–	–	–	1	–	–	–	–
6810	3	3	4	–	–	–	1	1	4	2	1	–	–	–	–	–	1	–
6821	1	–	–	–	–	–	–	–	–	1	–	–	–	–	–	–	–	–
6822	2	1	–	–	–	–	1	1	–	1	–	–	–	–	–	–	–	–
6911	2	–	–	–	–	–	–	–	–	2	–	–	–	–	–	–	–	–
6920	2	3	1	–	–	–	1	2	1	1	1	–	–	–	–	–	–	–
7020	1	3	5	–	1	–	–	2	5	1	–	–	–	–	–	–	–	–
7111	–	2	–	–	–	–	–	2	–	–	–	–	–	–	–	–	–	–
7112	39	21	11	23	8	2	9	12	7	7	1	1	–	–	–	–	–	1
7119	4	12	1	2	3	–	2	5	1	–	3	–	–	1	–	–	–	–
7120	4	2	–	1	1	–	1	–	–	2	1	–	–	–	–	–	–	–

Capítulo 44 - Sergipe

44.1 - Quantidade de acidentes do trabalho liquidados, por consequência, segundo a Classificação Nacional de Atividades Econômicas (CNAE), no estado de Sergipe - 2013/2015

(conclusão)

CNAE	QUANTIDADE DE ACIDENTES DO TRABALHO LIQUIDADOS																	
	Total			Consequência														
				Assistência Médica			Menos de 15 dias			Mais de 15 dias			Incapacidade Permanente			Óbito		
	2013	2014	2015	2013	2014	2015	2013	2014	2015	2013	2014	2015	2013	2014	2015	2013	2014	2015
7210	6	3	5	–	–	1	5	2	4	1	–	–	–	–	–	–	1	–
7220	–	1	–	–	–	–	–	–	–	–	1	–	–	–	–	–	–	–
7311	–	–	5	–	–	–	–	–	5	–	–	–	–	–	–	–	–	–
7320	1	2	–	–	–	–	–	1	–	1	1	–	–	–	–	–	–	–
7420	–	1	–	–	–	–	–	–	–	–	1	–	–	–	–	–	–	–
7490	4	5	1	1	–	1	1	4	–	2	1	–	–	–	–	–	–	–
7500	1	–	–	–	–	–	–	–	–	1	–	–	–	–	–	–	–	–
7711	2	4	3	–	–	–	–	3	3	2	–	–	–	–	–	–	1	–
7721	–	1	–	–	–	–	–	–	–	–	1	–	–	–	–	–	–	–
7723	–	1	–	–	–	–	–	–	–	–	1	–	–	–	–	–	–	–
7729	1	–	–	–	–	–	–	–	–	–	–	–	1	–	–	–	–	–
7731	1	1	2	–	–	1	–	1	–	1	–	1	–	–	–	–	–	–
7732	6	3	4	–	–	1	3	2	3	1	–	–	–	1	–	2	–	–
7733	2	–	–	–	–	–	1	–	–	1	–	–	–	–	–	–	–	–
7739	11	2	3	–	–	–	8	1	3	2	1	–	1	–	–	–	–	–
7810	3	1	1	1	–	–	–	1	1	2	–	–	–	–	–	–	–	–
7820	25	16	12	6	2	2	10	10	10	8	4	–	–	–	–	1	–	–
7830	11	3	2	2	1	–	7	2	2	2	–	–	–	–	–	–	–	–
7911	1	3	–	–	–	–	1	–	–	–	3	–	–	–	–	–	–	–
8011	26	19	18	1	–	–	5	11	16	16	5	2	2	3	–	2	–	–
8012	17	17	21	2	2	–	10	14	20	5	1	1	–	–	–	–	–	–
8020	2	1	2	–	–	–	1	1	2	1	–	–	–	–	–	–	–	–
8030	–	1	1	–	–	–	–	–	–	–	1	1	–	–	–	–	–	–
8111	2	1	1	–	–	–	2	–	1	–	1	–	–	–	–	–	–	–
8112	30	16	19	–	–	3	11	10	13	19	3	1	–	1	2	–	2	–
8121	30	13	13	5	3	5	10	5	7	14	2	–	1	3	1	–	–	–
8122	2	1	–	–	–	–	1	1	–	1	–	–	–	–	–	–	–	–
8129	1	2	–	1	1	–	–	–	–	–	–	–	–	1	–	–	–	–
8130	–	2	1	–	1	–	–	1	–	–	–	1	–	–	–	–	–	–
8211	9	8	–	2	1	–	5	4	–	2	3	–	–	–	–	–	–	–
8219	2	2	–	–	–	–	–	2	–	2	–	–	–	–	–	–	–	–
8220	12	25	12	–	1	–	8	16	8	3	8	4	–	–	–	1	–	–
8299	6	10	7	–	1	5	3	8	2	1	–	–	1	1	–	1	–	–
8411	62	19	14	2	4	1	7	11	7	47	1	1	6	3	5	–	–	–
8412	8	7	11	–	2	6	7	5	5	1	–	–	–	–	–	–	–	–
8423	5	–	–	–	–	–	2	–	–	3	–	–	–	–	–	–	–	–
8511	1	13	10	–	–	–	–	–	–	1	12	9	–	1	1	–	–	–
8512	–	2	1	–	–	–	–	1	1	–	1	–	–	–	–	–	–	–
8513	4	2	1	–	–	–	1	1	–	3	1	1	–	–	–	–	–	–
8520	3	1	2	–	–	–	1	1	2	2	–	–	–	–	–	–	–	–
8531	7	7	7	1	–	1	6	7	4	–	–	2	–	–	–	–	–	–
8532	2	3	6	–	–	–	1	3	4	1	–	2	–	–	–	–	–	–
8541	1	–	–	–	–	–	1	–	–	–	–	–	–	–	–	–	–	–
8542	–	1	1	–	–	–	–	1	1	–	–	–	–	–	–	–	–	–
8550	1	–	3	–	–	–	1	–	3	–	–	–	–	–	–	–	–	–
8599	5	4	3	–	–	–	2	2	3	3	1	–	–	1	–	–	–	–
8610	386	381	344	246	262	207	112	111	128	26	7	9	2	1	–	–	–	–
8621	–	–	1	–	–	–	–	–	1	–	–	–	–	–	–	–	–	–
8630	14	8	8	2	4	2	4	3	6	8	1	–	–	–	–	–	–	–
8640	15	24	23	4	9	13	7	13	10	4	1	–	–	1	–	–	–	–
8650	1	–	–	–	–	–	1	–	–	–	–	–	–	–	–	–	–	–
8660	–	6	6	–	5	3	–	1	3	–	–	–	–	–	–	–	–	–
8690	–	1	–	–	–	–	–	1	–	–	–	–	–	–	–	–	–	–
8712	2	3	3	–	–	–	2	1	3	–	2	–	–	–	–	–	–	–
8800	6	1	7	1	–	–	3	1	7	2	–	–	–	–	–	–	–	–
9001	2	–	–	–	–	–	–	–	–	2	–	–	–	–	–	–	–	–
9312	1	–	2	–	–	–	–	–	1	1	–	–	–	–	1	–	–	–
9313	3	1	–	–	–	–	–	1	–	2	–	–	1	–	–	–	–	–
9319	2	–	–	–	–	–	–	–	–	2	–	–	–	–	–	–	–	–
9411	1	–	–	–	–	–	–	–	–	1	–	–	–	–	–	–	–	–
9412	1	–	–	–	–	–	–	–	–	1	–	–	–	–	–	–	–	–
9420	2	–	1	–	–	–	2	–	1	–	–	–	–	–	–	–	–	–
9430	4	3	3	–	–	–	1	1	2	2	1	–	1	1	1	–	–	–
9491	5	1	1	–	–	–	3	1	1	2	–	–	–	–	–	–	–	–
9493	–	–	1	–	–	–	–	–	–	–	–	–	–	–	1	–	–	–
9499	1	–	3	–	–	–	–	–	3	–	–	–	1	–	–	–	–	–
9511	3	–	1	–	–	–	1	–	1	2	–	–	–	–	–	–	–	–
9521	2	–	–	–	–	–	1	–	–	1	–	–	–	–	–	–	–	–
9529	2	1	–	–	–	–	–	–	–	2	1	–	–	–	–	–	–	–
9601	10	5	6	1	–	2	8	4	4	1	1	–	–	–	–	–	–	–
9602	5	1	1	–	–	–	–	1	1	5	–	–	–	–	–	–	–	–
9603	3	1	–	–	–	–	–	1	–	3	–	–	–	–	–	–	–	–
9609	–	1	–	–	–	–	–	–	–	–	1	–	–	–	–	–	–	–
9700	1	1	–	–	–	–	–	1	–	–	–	–	1	–	–	–	–	–
Ignorado	113	629	466	–	–	1	4	6	7	88	592	446	21	31	12	–	–	–

Fonte: DATAPREV, CAT, SUB.

Nota: Os dados são preliminares, estando sujeitos a correções.

Capítulo 44 - Sergipe

44.2 - Quantidade mensal de acidentes do trabalho liquidados, por consequência, no estado de Sergipe - 2013/2015

MESES	QUANTIDADE DE ACIDENTES DO TRABALHO LIQUIDADOS																	
	Total			Consequência														
				Assistência Médica			Menos de 15 dias			Mais de 15 dias			Incapacidade Permanente			Óbito		
	2013	2014	2015	2013	2014	2015	2013	2014	2015	2013	2014	2015	2013	2014	2015	2013	2014	2015
TOTAL	**3.446**	**3.348**	**2.764**	**694**	**642**	**513**	**1.494**	**1.503**	**1.552**	**1.121**	**1.073**	**619**	**107**	**111**	**66**	**30**	**19**	**14**
Janeiro	320	285	247	59	61	36	141	127	134	106	83	68	12	11	9	2	3	–
Fevereiro	255	307	261	59	63	41	109	137	126	80	101	78	5	6	14	2	–	2
Março	304	274	220	64	57	38	123	118	116	111	91	59	4	8	6	2	–	1
Abril	289	320	237	63	62	52	134	147	126	86	95	52	3	14	4	3	2	3
Maio	275	259	239	55	47	54	114	108	127	99	94	50	6	10	7	1	–	1
Junho	215	218	215	46	43	32	93	100	125	64	66	50	10	8	8	2	1	–
Julho	261	267	254	53	54	38	121	114	152	77	85	55	8	12	6	2	2	3
Agosto	305	294	228	63	50	45	139	134	135	91	96	47	7	12	1	5	2	–
Setembro	318	268	213	64	46	45	122	136	131	109	75	37	18	8	–	5	3	–
Outubro	351	304	246	57	50	45	160	142	136	111	103	57	20	8	6	3	1	2
Novembro	267	298	223	51	57	47	112	126	134	98	107	36	6	6	4	–	2	2
Dezembro	286	254	181	60	52	40	126	114	110	89	77	30	8	8	1	3	3	–

Fonte: DATAPREV, CAT, SUB.
Nota: Os dados são preliminares, estando sujeitos a correções.

DISTRIBUIÇÃO DE ACIDENTES DO TRABALHO LIQUIDADOS, POR CONSEQUÊNCIA, NO ESTADO DE SERGIPE - 2015

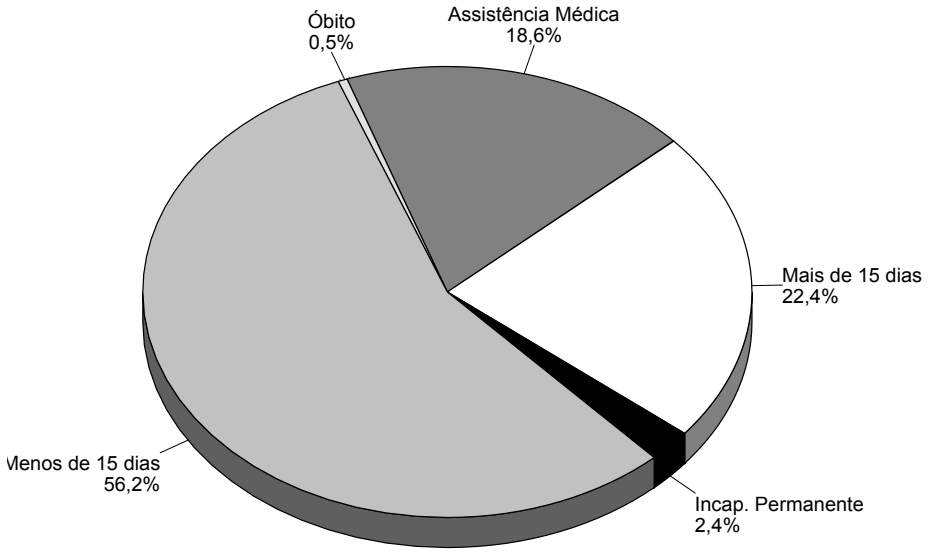

Fonte: DATAPREV, CAT, SUB.

Capítulo 45 - Bahia

45.1 - Quantidade de acidentes do trabalho liquidados, por consequência, segundo a Classificação Nacional de Atividades Econômicas (CNAE), no estado da Bahia - 2013/2015

(continua)

CNAE	QUANTIDADE DE ACIDENTES DO TRABALHO LIQUIDADOS																	
	Total			Consequência														
				Assistência Médica			Menos de 15 dias			Mais de 15 dias			Incapacidade Permanente			Óbito		
	2013	2014	2015	2013	2014	2015	2013	2014	2015	2013	2014	2015	2013	2014	2015	2013	2014	2015
TOTAL	**22.937**	**22.656**	**18.201**	**3.290**	**3.160**	**2.839**	**7.802**	**8.074**	**8.120**	**10.835**	**10.535**	**6.661**	**898**	**772**	**490**	**112**	**115**	**91**
0111	20	79	57	–	–	–	15	20	23	5	58	32	–	–	–	–	1	2
0112	43	76	46	1	–	1	29	41	30	11	35	14	–	–	1	2	–	–
0113	15	13	6	–	–	–	6	7	4	8	4	2	1	2	–	–	–	–
0114	24	35	31	–	–	–	16	23	19	7	12	11	–	–	1	1	–	–
0115	67	73	55	2	1	3	39	57	46	22	13	2	3	–	1	1	2	3
0116	2	2	–	–	–	–	1	1	–	1	1	–	–	–	–	–	–	–
0119	39	20	39	–	–	–	26	15	30	12	4	8	1	1	–	–	–	1
0121	12	15	16	1	–	–	2	3	8	9	12	8	–	–	–	–	–	–
0122	4	–	1	–	–	–	2	–	1	2	–	–	–	–	–	–	–	–
0131	7	4	3	–	–	–	3	4	3	3	–	–	1	–	–	–	–	–
0132	71	54	42	–	–	–	46	48	39	23	5	2	1	1	–	1	–	1
0133	123	114	102	6	3	1	69	88	91	43	18	7	3	5	3	2	–	–
0134	74	39	24	6	4	–	29	19	17	36	14	5	3	1	2	–	1	–
0135	68	35	43	–	1	–	26	29	38	41	5	3	1	–	1	–	–	1
0139	39	31	16	15	15	–	11	9	15	12	6	1	1	1	–	–	–	–
0141	17	20	41	–	1	2	11	16	33	6	3	6	–	–	–	–	–	–
0142	4	1	–	–	–	–	2	–	–	–	1	–	1	–	–	1	–	–
0151	154	78	51	–	2	–	72	56	46	80	15	4	1	3	1	1	2	–
0152	–	1	1	–	–	–	–	1	1	–	–	–	–	–	–	–	–	–
0153	2	–	2	–	–	–	–	–	2	2	–	–	–	–	–	–	–	–
0154	1	–	–	–	–	–	–	–	–	1	–	–	–	–	–	–	–	–
0155	34	37	32	13	11	5	14	22	22	7	3	3	–	1	–	–	–	2
0159	2	3	1	–	–	–	1	3	1	1	–	–	–	–	–	–	–	–
0161	49	51	45	6	7	12	16	29	28	25	11	4	2	4	1	–	–	–
0162	10	6	8	–	–	–	4	3	8	5	1	–	1	2	–	–	–	–
0163	4	2	1	–	–	–	–	1	1	4	–	–	–	1	–	–	–	–
0210	96	48	49	29	8	15	49	30	27	18	7	4	–	3	3	–	–	–
0220	10	10	1	10	10	–	–	–	–	–	–	1	–	–	–	–	–	–
0230	148	88	111	70	52	70	40	23	34	37	12	5	1	1	1	–	–	1
0311	3	1	3	–	–	–	–	1	2	2	–	1	1	–	–	–	–	–
0312	–	–	1	–	–	1	–	–	–	–	–	–	–	–	–	–	–	–
0321	13	12	18	–	–	–	10	8	15	2	1	3	1	3	–	–	–	–
0322	1	1	–	–	–	–	–	1	–	1	–	–	–	–	–	–	–	–
0500	1	–	–	–	–	–	–	–	–	–	–	–	1	–	–	–	–	–
0600	109	102	59	58	61	35	38	38	23	10	3	–	2	–	1	1	–	–
0710	4	7	1	1	–	–	2	5	1	–	2	–	1	–	–	–	–	–
0724	90	49	40	64	35	27	13	7	8	11	4	3	–	3	2	2	–	–
0725	46	28	27	33	22	26	5	6	1	8	–	–	–	–	–	–	–	–
0729	89	96	88	33	50	49	22	31	34	31	15	4	2	–	1	1	–	–
0810	34	42	31	–	2	5	13	19	22	21	16	3	–	4	1	–	1	–
0891	13	4	1	4	2	–	8	2	1	1	–	–	–	–	–	–	–	–
0892	–	1	–	–	1	–	–	–	–	–	–	–	–	–	–	–	–	–
0893	–	–	4	–	–	–	–	–	3	–	–	1	–	–	–	–	–	–
0899	27	31	25	9	15	12	6	9	8	10	7	3	1	–	2	1	–	–
0910	80	50	31	51	28	16	8	13	14	20	5	1	1	4	–	–	–	–
0990	–	1	1	–	–	–	–	1	1	–	–	–	–	–	–	–	–	–
1011	58	49	42	–	–	–	19	33	40	33	15	1	6	1	1	–	–	–
1012	67	61	39	21	10	11	15	18	17	26	30	10	3	2	1	2	1	–
1013	39	52	35	3	7	4	22	43	29	13	2	2	1	–	–	–	–	–
1020	13	5	5	1	–	–	10	3	4	2	2	1	–	–	–	–	–	–
1031	5	2	3	–	–	–	1	–	1	4	2	2	–	–	–	–	–	–
1032	3	3	–	1	–	–	1	1	–	1	2	–	–	–	–	–	–	–
1033	21	8	2	–	–	–	9	5	1	11	1	1	1	1	–	–	1	–
1041	22	21	15	8	9	4	9	7	10	5	4	–	–	–	1	–	1	–
1042	13	14	13	1	1	1	7	11	11	5	2	1	–	–	–	–	–	–
1051	2	1	3	–	–	–	–	1	2	2	–	1	–	–	–	–	–	–
1052	33	18	14	2	1	–	12	8	9	18	9	4	1	–	–	–	–	1
1053	2	4	6	–	–	–	–	3	6	2	1	–	–	–	–	–	–	–
1061	1	2	2	–	–	–	–	2	2	1	–	–	–	–	–	–	–	–
1062	85	66	59	9	7	14	55	50	39	19	6	5	2	3	1	–	–	–
1063	2	–	–	–	–	–	1	–	–	1	–	–	–	–	–	–	–	–
1064	3	9	6	–	2	–	2	4	6	1	2	–	–	1	–	–	–	–
1065	2	–	5	–	–	–	–	–	5	2	–	–	–	–	–	–	–	–
1066	29	19	16	6	1	1	11	12	13	10	6	2	1	–	–	1	–	–
1069	5	3	1	–	–	1	1	2	–	4	–	–	–	1	–	–	–	–
1071	163	172	103	–	1	–	78	102	69	83	66	33	2	3	1	–	–	–
1072	–	1	–	–	–	–	–	–	–	–	–	–	–	1	–	–	–	–
1081	7	9	8	–	–	2	1	7	5	6	2	1	–	–	–	–	–	–
1091	69	50	36	1	2	–	8	24	24	55	21	11	4	3	–	1	–	1
1092	26	23	18	–	6	3	7	12	13	13	4	2	6	–	–	–	1	–
1093	38	40	42	4	5	11	22	27	30	10	7	–	2	1	1	–	–	–
1094	3	3	6	–	–	–	1	1	6	2	1	–	–	1	–	–	–	–
1095	1	2	–	–	–	–	–	1	–	1	1	–	–	–	–	–	–	–
1096	11	6	6	–	2	4	5	3	2	6	1	–	–	–	–	–	–	–
1099	90	52	49	4	5	4	31	27	34	55	19	11	–	1	–	–	–	–
1111	–	3	7	–	–	–	–	–	1	–	3	6	–	–	–	–	–	–
1112	4	3	2	–	–	–	4	3	1	–	–	1	–	–	–	–	–	–
1113	61	81	53	26	34	26	24	38	24	9	9	3	1	–	–	1	–	–
1121	19	15	27	1	1	1	11	5	16	7	8	9	–	1	1	–	–	–
1122	195	143	105	48	21	18	115	106	82	31	14	4	1	2	1	–	–	–
1210	3	–	–	–	–	–	1	–	–	2	–	–	–	–	–	–	–	–

Capítulo 45 - Bahia

45.1 - Quantidade de acidentes do trabalho liquidados, por consequência, segundo a Classificação Nacional de Atividades Econômicas (CNAE), no estado da Bahia - 2013/2015

(continuação)

CNAE	QUANTIDADE DE ACIDENTES DO TRABALHO LIQUIDADOS																	
	Total			Consequência														
				Assistência Médica			Menos de 15 dias			Mais de 15 dias			Incapacidade Permanente			Óbito		
	2013	2014	2015	2013	2014	2015	2013	2014	2015	2013	2014	2015	2013	2014	2015	2013	2014	2015
1220	3	1	–	–	–	–	1	–	–	2	–	–	–	1	–	–	–	–
1311	9	9	7	–	–	–	1	5	7	8	2	–	–	2	–	–	–	–
1312	30	19	11	3	–	2	15	13	9	9	6	–	3	–	–	–	–	–
1313	6	3	5	1	–	–	4	3	5	1	–	–	–	–	–	–	–	–
1314	–	2	2	–	–	1	–	1	1	–	1	–	–	–	–	–	–	–
1321	4	2	1	–	–	–	–	–	1	4	1	–	–	1	–	–	–	–
1322	3	1	1	–	–	–	–	–	1	3	1	–	–	–	–	–	–	–
1323	52	31	27	–	–	–	43	23	25	9	8	1	–	–	1	–	–	–
1330	3	–	3	–	–	–	–	–	3	3	–	–	–	–	–	–	–	–
1340	10	5	6	–	–	–	2	4	6	8	–	–	–	1	–	–	–	–
1351	12	17	16	–	–	–	6	–	6	6	17	10	–	–	–	–	–	–
1352	3	2	–	–	–	–	–	–	–	2	2	–	1	–	–	–	–	–
1353	1	–	2	–	–	–	–	–	2	1	–	–	–	–	–	–	–	–
1354	30	5	7	6	–	–	15	3	5	9	2	2	–	–	–	–	–	–
1359	24	1	3	–	–	–	13	1	2	11	–	1	–	–	–	–	–	–
1411	3	1	1	–	–	–	–	–	1	3	1	–	–	–	–	–	–	–
1412	75	37	17	1	2	1	17	25	14	54	8	1	3	2	1	–	–	–
1413	6	6	2	–	1	–	–	2	2	5	3	–	1	–	–	–	–	–
1414	1	2	4	–	–	–	–	1	2	1	–	2	–	1	–	–	–	–
1421	65	24	13	1	–	1	23	21	11	39	3	1	1	–	–	1	–	–
1422	2	2	1	–	1	–	–	–	1	2	1	–	–	–	–	–	–	–
1510	37	54	26	2	10	2	20	31	18	12	13	4	3	–	2	–	–	–
1521	3	2	1	–	–	–	–	–	–	3	2	1	–	–	–	–	–	–
1529	4	2	2	–	–	–	1	1	1	3	1	–	–	–	1	–	–	–
1531	240	135	123	54	30	14	89	78	97	91	25	11	5	2	1	1	–	–
1533	9	3	3	–	–	1	7	2	2	2	1	–	–	–	–	–	–	–
1539	6	3	3	–	1	–	2	2	1	4	–	2	–	–	–	–	–	–
1540	6	3	2	–	–	–	–	2	2	5	–	–	1	1	–	–	–	–
1610	15	26	17	–	2	4	4	16	5	10	7	8	1	1	–	–	–	–
1621	3	1	1	–	–	–	–	–	–	1	–	–	2	1	1	–	–	–
1622	24	20	11	–	1	–	3	6	3	20	12	6	1	1	2	–	–	–
1623	17	6	5	–	–	–	3	–	3	13	5	1	1	1	–	–	–	1
1629	5	3	5	–	–	–	2	2	5	2	1	–	1	–	–	–	–	–
1710	109	81	56	53	41	37	34	26	16	19	10	3	2	4	–	1	–	–
1721	13	12	14	–	–	1	6	9	10	6	3	2	1	–	1	–	–	–
1731	2	4	5	–	–	–	1	–	1	1	4	4	–	–	–	–	–	–
1732	7	3	–	–	–	–	4	3	–	3	–	–	–	–	–	–	–	–
1733	15	14	18	2	2	–	6	8	15	6	3	2	1	1	1	–	–	–
1741	5	12	2	–	–	–	2	2	–	2	9	2	1	1	–	–	–	–
1742	14	19	10	1	3	2	3	14	8	10	1	–	–	1	–	–	–	–
1749	4	1	4	–	–	–	–	–	1	4	1	3	–	–	–	–	–	–
1811	10	7	5	1	3	2	1	2	2	7	2	1	1	–	–	–	–	–
1812	–	6	6	–	–	–	–	–	–	–	6	6	–	–	–	–	–	–
1813	13	9	7	–	1	2	3	2	4	9	5	1	1	1	–	–	–	–
1821	1	2	2	–	–	–	–	1	2	1	1	–	–	–	–	–	–	–
1822	2	3	1	–	–	–	–	1	1	2	2	–	–	–	–	–	–	–
1910	–	4	5	–	–	–	–	–	–	–	4	5	–	–	–	–	–	–
1921	94	33	46	59	23	20	19	8	24	15	2	2	1	–	–	–	–	–
1922	–	2	–	–	–	–	–	2	–	–	–	–	–	–	–	–	–	–
1931	77	71	39	2	3	–	44	45	29	29	22	9	1	–	1	1	1	–
1932	26	21	29	6	3	15	16	17	12	4	1	2	–	–	–	–	–	–
2011	4	5	2	4	5	2	–	–	–	–	–	–	–	–	–	–	–	–
2013	111	53	45	51	29	14	53	22	28	5	2	1	2	–	2	–	–	–
2014	4	2	4	1	–	–	1	2	3	2	–	1	–	–	–	–	–	–
2019	23	21	28	20	13	21	2	8	7	1	–	–	–	–	–	–	–	–
2021	35	19	17	32	17	15	2	–	2	1	2	–	–	–	–	–	–	–
2022	29	28	26	16	16	19	10	7	7	1	4	–	2	1	–	–	–	–
2029	32	17	21	16	10	16	12	2	3	3	4	2	1	1	–	–	–	–
2031	16	12	13	11	8	7	3	3	5	1	1	1	1	–	–	–	–	–
2032	–	1	–	–	–	–	–	1	–	–	–	–	–	–	–	–	–	–
2040	11	18	16	9	10	9	–	2	3	2	6	4	–	–	–	–	–	–
2051	8	3	4	7	3	2	1	–	1	–	–	1	–	–	–	–	–	–
2052	2	1	2	1	–	–	–	1	2	1	–	–	–	–	–	–	–	–
2061	14	18	14	6	–	2	2	16	11	6	2	1	–	–	–	–	–	–
2062	13	3	16	–	1	3	9	–	12	4	2	–	–	–	1	–	–	–
2063	2	17	14	–	3	3	–	11	9	2	3	1	–	–	1	–	–	–
2071	30	35	7	3	9	4	15	19	2	12	7	–	–	–	1	–	–	–
2073	3	1	3	1	–	1	2	1	1	–	–	1	–	–	–	–	–	–
2091	1	3	4	–	–	–	1	1	1	–	2	3	–	–	–	–	–	–
2092	2	1	–	1	1	–	–	–	–	1	–	–	–	–	–	–	–	–
2099	50	42	42	25	26	25	18	15	16	7	1	1	–	–	–	–	–	–
2110	–	1	–	–	–	–	–	–	–	–	–	–	–	1	–	–	–	–
2121	7	8	9	–	–	–	2	5	6	4	3	3	1	–	–	–	–	–
2122	6	2	–	1	–	–	3	1	–	2	1	–	–	–	–	–	–	–
2123	–	1	–	–	–	–	–	1	–	–	–	–	–	–	–	–	–	–
2211	273	144	140	70	82	81	94	42	48	108	19	10	1	1	1	–	–	–
2212	5	2	2	–	–	–	1	1	1	4	1	1	–	–	–	–	–	–
2219	52	90	58	12	18	2	21	25	14	18	45	42	1	2	–	–	–	–
2221	36	22	14	13	2	4	8	12	10	14	8	–	1	–	–	–	–	–
2222	141	125	85	6	3	9	89	99	61	43	20	14	3	3	1	–	–	–
2223	15	27	18	6	12	10	4	12	7	5	3	–	–	–	1	–	–	–
2229	130	83	76	15	17	12	68	54	59	44	10	3	3	2	2	–	–	–
2311	5	6	11	–	–	–	2	–	6	2	6	5	1	–	–	–	–	–

Capítulo 45 - Bahia

45.1 - Quantidade de acidentes do trabalho liquidados, por consequência, segundo a Classificação Nacional de Atividades Econômicas (CNAE), no estado da Bahia - 2013/2015

(continuação)

CNAE	QUANTIDADE DE ACIDENTES DO TRABALHO LIQUIDADOS																	
	Total			Consequência														
				Assistência Médica			Menos de 15 dias			Mais de 15 dias			Incapacidade Permanente			Óbito		
	2013	2014	2015	2013	2014	2015	2013	2014	2015	2013	2014	2015	2013	2014	2015	2013	2014	2015
2319	6	6	7	–	–	–	–	4	5	6	1	2	–	1	–	–	–	–
2320	9	13	16	3	6	6	4	5	9	2	1	–	–	1	1	–	–	–
2330	160	98	73	20	11	14	79	48	52	58	32	5	3	6	2	–	1	–
2341	7	1	–	–	–	–	1	–	–	6	1	–	–	–	–	–	–	–
2342	178	79	53	2	2	–	68	46	46	98	24	5	8	5	1	2	2	1
2349	9	4	3	–	1	–	2	2	3	7	1	–	–	–	–	–	–	–
2391	21	9	12	–	–	–	3	4	9	17	5	3	–	–	–	1	–	–
2392	3	–	2	–	–	–	–	–	2	3	–	–	–	–	–	–	–	–
2399	6	8	5	–	–	–	2	6	2	2	2	2	2	–	1	–	–	–
2412	86	57	40	54	42	29	18	6	8	14	7	2	–	2	1	–	–	–
2421	–	1	2	–	–	1	–	–	–	–	1	1	–	–	–	–	–	–
2422	1	–	10	–	–	1	–	–	9	1	–	–	–	–	–	–	–	–
2423	31	18	26	9	2	2	10	11	21	12	3	2	–	2	1	–	–	–
2424	25	11	5	2	–	1	12	8	4	11	2	–	–	1	–	–	–	–
2439	1	–	–	–	–	–	–	–	–	1	–	–	–	–	–	–	–	–
2441	7	8	2	–	–	–	2	6	2	4	–	–	1	2	–	–	–	–
2442	–	2	2	–	–	–	–	–	–	–	2	2	–	–	–	–	–	–
2443	44	38	54	26	27	34	7	8	19	10	2	1	1	1	–	–	–	–
2449	2	–	1	1	–	1	–	–	–	–	–	–	1	–	–	–	–	–
2451	2	2	1	–	–	–	–	1	–	2	–	1	–	1	–	–	–	–
2452	2	3	–	–	–	–	–	–	–	2	3	–	–	–	–	–	–	–
2511	44	80	46	4	11	9	24	54	27	13	14	9	3	1	1	–	–	–
2512	48	32	25	1	1	2	21	20	20	22	9	1	3	2	2	1	–	–
2513	14	18	6	5	4	2	4	12	4	5	2	–	–	–	–	–	–	–
2521	10	9	7	–	–	–	8	5	7	2	3	–	–	1	–	–	–	–
2522	–	5	2	–	–	–	–	–	–	–	4	2	–	1	–	–	–	–
2531	4	–	1	–	–	–	3	–	1	1	–	–	–	–	–	–	–	–
2532	2	–	–	–	–	–	–	–	–	1	–	–	1	–	–	–	–	–
2539	22	20	5	1	3	–	9	12	4	11	4	–	1	1	1	–	–	–
2542	64	59	24	–	8	1	54	44	21	9	6	1	1	1	1	–	–	–
2543	1	1	–	–	–	–	–	1	–	1	–	–	–	–	–	–	–	–
2591	9	12	9	4	6	6	4	6	3	1	–	–	–	–	–	–	–	–
2592	9	4	1	–	–	–	5	2	1	4	2	–	–	–	–	–	–	–
2593	9	4	7	–	–	–	3	4	6	6	–	1	–	–	–	–	–	–
2599	27	22	15	6	4	2	7	11	12	13	4	1	1	3	–	–	–	–
2621	9	2	2	1	–	–	3	2	2	5	–	–	–	–	–	–	–	–
2622	3	3	1	1	–	–	2	3	1	–	–	–	–	–	–	–	–	–
2631	–	–	2	–	–	–	–	–	2	–	–	–	–	–	–	–	–	–
2640	1	2	2	–	–	–	–	2	2	1	–	–	–	–	–	–	–	–
2651	2	5	–	–	–	–	–	4	–	–	1	–	2	–	–	–	–	–
2670	2	–	–	–	–	–	2	–	–	–	–	–	–	–	–	–	–	–
2680	2	–	–	–	–	–	2	–	–	–	–	–	–	–	–	–	–	–
2710	4	7	7	1	5	3	2	2	3	–	–	1	–	–	–	1	–	–
2721	–	–	1	–	–	–	–	–	–	–	–	1	–	–	–	–	–	–
2722	3	3	3	–	–	–	1	–	–	2	2	1	–	1	2	–	–	–
2731	7	6	10	1	1	8	5	3	2	–	2	–	–	–	–	1	–	–
2733	6	1	6	–	–	–	5	–	6	1	1	–	–	–	–	–	–	–
2740	14	4	3	–	–	–	1	4	3	13	–	–	–	–	–	–	–	–
2751	1	4	3	–	–	–	1	–	–	–	4	3	–	–	–	–	–	–
2759	33	16	5	1	–	–	30	7	5	2	8	–	–	1	–	–	–	–
2790	17	8	6	4	3	2	4	1	4	9	4	–	–	–	–	–	–	–
2811	3	6	25	–	–	8	1	1	14	1	5	3	–	–	–	1	–	–
2812	–	2	–	–	–	–	–	–	–	–	2	–	–	–	–	–	–	–
2813	12	4	5	2	–	–	4	3	2	6	1	1	–	–	2	–	–	–
2821	–	1	–	–	–	–	–	–	–	–	1	–	–	–	–	–	–	–
2822	2	6	–	–	–	–	2	4	–	–	1	–	–	–	–	–	1	–
2823	1	2	3	–	–	–	–	1	3	1	–	–	–	1	–	–	–	–
2825	2	–	1	1	–	–	–	–	1	1	–	–	–	–	–	–	–	–
2829	7	6	3	–	–	1	3	5	1	3	1	1	1	–	–	–	–	–
2833	4	3	3	–	–	–	1	–	3	2	2	–	1	1	–	–	–	–
2840	1	–	–	–	–	–	–	–	–	1	–	–	–	–	–	–	–	–
2851	8	10	9	–	3	–	6	6	8	2	–	1	–	1	–	–	–	–
2852	–	–	1	–	–	–	–	–	1	–	–	–	–	–	–	–	–	–
2853	–	–	1	–	–	–	–	–	1	–	–	–	–	–	–	–	–	–
2861	–	–	1	–	–	–	–	–	1	–	–	–	–	–	–	–	–	–
2862	1	1	–	–	–	–	–	1	–	1	–	–	–	–	–	–	–	–
2866	1	1	–	–	–	–	–	1	–	–	–	–	1	–	–	–	–	–
2869	10	2	8	–	–	–	2	2	5	6	–	1	1	–	1	1	–	1
2910	120	80	50	63	46	32	24	15	9	32	17	6	1	2	3	–	–	–
2920	–	1	1	–	–	–	–	–	–	–	1	1	–	–	–	–	–	–
2930	15	5	9	–	–	–	5	2	8	10	2	–	–	1	1	–	–	–
2941	22	7	7	1	3	1	4	2	4	15	–	–	2	2	2	–	–	–
2943	4	4	3	–	–	1	2	2	2	2	2	–	–	–	–	–	–	–
2945	85	167	3	1	151	3	41	14	–	43	–	–	–	2	–	–	–	–
2949	132	96	53	48	34	17	52	52	36	30	9	–	2	–	–	–	1	–
2950	4	–	1	–	–	–	–	–	1	3	–	–	1	–	–	–	–	–
3011	24	48	22	4	13	6	19	34	16	1	1	–	–	–	–	–	–	–
3091	1	1	1	–	–	–	1	–	1	–	1	–	–	–	–	–	–	–
3092	–	1	1	–	–	–	–	1	1	–	–	–	–	–	–	–	–	–
3099	–	1	–	–	–	–	–	1	–	–	–	–	–	–	–	–	–	–
3101	64	24	27	1	–	1	12	9	14	48	14	6	3	1	6	–	–	–
3102	19	7	11	–	–	–	11	6	10	6	1	1	2	–	–	–	–	–
3103	6	4	3	–	–	–	3	1	1	3	2	1	–	1	1	–	–	–

Capítulo 45 - Bahia

45.1 - Quantidade de acidentes do trabalho liquidados, por consequência, segundo a Classificação Nacional de Atividades Econômicas (CNAE), no estado da Bahia - 2013/2015

(continuação)

CNAE	QUANTIDADE DE ACIDENTES DO TRABALHO LIQUIDADOS																	
	Total			Consequência														
				Assistência Médica			Menos de 15 dias			Mais de 15 dias			Incapacidade Permanente			Óbito		
	2013	2014	2015	2013	2014	2015	2013	2014	2015	2013	2014	2015	2013	2014	2015	2013	2014	2015
3104	25	12	9	–	–	–	5	5	6	20	6	2	–	–	1	–	1	–
3212	–	1	–	–	–	–	–	–	–	–	1	–	–	–	–	–	–	–
3230	–	8	12	–	–	–	–	–	–	–	8	12	–	–	–	–	–	–
3250	7	5	4	–	1	–	1	1	2	5	3	2	1	–	–	–	–	–
3291	–	12	4	–	–	–	–	–	–	–	12	4	–	–	–	–	–	–
3292	15	9	1	–	–	–	10	5	1	5	3	–	–	1	–	–	–	–
3299	5	2	3	–	–	–	–	1	3	3	1	–	2	–	–	–	–	–
3311	3	4	6	–	–	1	2	1	5	1	3	–	–	–	–	–	–	–
3312	4	2	1	1	–	1	1	2	–	2	–	–	–	–	–	–	–	–
3313	8	6	9	–	–	1	4	5	8	4	1	–	–	–	–	–	–	–
3314	49	39	35	11	11	12	22	17	20	13	9	1	3	2	1	–	–	1
3316	–	–	1	–	–	–	–	–	1	–	–	–	–	–	–	–	–	–
3317	–	8	1	–	–	–	–	3	1	–	5	–	–	–	–	–	–	–
3319	13	7	1	2	3	1	6	2	–	4	–	–	1	2	–	–	–	–
3321	4	4	10	–	–	1	1	2	6	3	1	1	–	1	1	–	–	1
3329	8	10	6	–	–	–	2	6	6	2	2	–	4	2	–	–	–	–
3511	57	94	97	23	46	48	31	37	48	3	11	1	–	–	–	–	–	–
3512	4	1	5	–	1	–	1	–	5	2	–	–	1	–	–	–	–	–
3514	50	40	28	19	10	5	24	27	20	5	2	2	2	1	–	–	–	1
3520	4	5	4	–	1	–	4	4	4	–	–	–	–	–	–	–	–	–
3530	9	1	–	7	1	–	2	–	–	–	–	–	–	–	–	–	–	–
3600	118	89	96	6	11	17	77	65	77	33	11	1	2	2	–	–	–	1
3701	–	–	2	–	–	–	–	–	2	–	–	–	–	–	–	–	–	–
3702	8	6	10	1	2	4	2	–	5	4	1	–	1	3	1	–	–	–
3811	147	195	162	8	43	43	61	123	110	73	26	2	5	3	5	–	–	2
3812	3	3	–	1	–	–	–	2	–	2	1	–	–	–	–	–	–	–
3821	11	6	9	–	–	1	8	5	7	3	1	–	–	–	–	–	–	1
3822	10	6	2	5	5	1	5	1	1	–	–	–	–	–	–	–	–	–
3831	–	2	1	–	–	–	–	1	1	–	1	–	–	–	–	–	–	–
3832	7	2	5	–	–	1	3	–	3	3	2	–	1	–	1	–	–	–
3839	12	6	3	1	–	–	5	5	3	6	–	–	–	1	–	–	–	–
4110	349	147	81	82	3	2	117	114	65	139	21	5	11	8	7	–	1	2
4120	955	538	428	58	36	36	291	339	313	555	118	47	45	37	28	6	8	4
4211	161	188	281	43	78	176	53	69	92	61	32	8	3	6	4	1	3	1
4212	66	35	13	22	18	4	8	14	5	32	1	2	4	1	2	–	1	–
4213	20	6	7	–	1	2	5	2	3	14	2	1	1	1	1	–	–	–
4221	197	636	562	4	5	7	93	111	179	90	511	369	6	3	5	4	6	2
4222	43	45	53	5	11	7	14	25	39	22	8	6	2	1	1	–	–	–
4223	20	5	4	15	2	2	2	–	–	2	2	2	1	1	–	–	–	–
4291	33	76	8	10	40	2	14	19	4	9	15	2	–	2	–	–	–	–
4292	103	63	33	21	23	10	28	22	14	49	11	3	4	6	6	1	1	–
4299	266	108	97	68	30	25	84	54	56	100	16	10	13	8	5	1	–	1
4311	6	3	3	1	–	1	1	1	1	4	–	–	–	2	1	–	–	–
4312	9	6	6	2	2	–	2	3	5	5	1	–	–	–	1	–	–	–
4313	101	46	24	11	13	2	30	20	14	52	9	4	7	3	2	1	1	2
4319	1	–	–	–	–	–	1	–	–	–	–	–	–	–	–	–	–	–
4321	115	66	69	10	3	8	56	43	48	47	19	8	2	–	3	–	1	2
4322	25	14	16	1	4	1	8	5	13	15	4	1	1	1	1	–	–	–
4329	59	30	16	4	14	6	30	7	9	20	5	–	4	2	–	1	2	1
4330	75	32	23	1	–	–	23	20	19	47	11	1	4	1	3	–	–	–
4391	33	22	12	6	5	3	13	13	7	14	2	1	–	1	1	–	1	–
4399	124	63	47	14	10	6	35	32	32	71	16	6	4	5	3	–	–	–
4511	111	72	60	4	5	5	70	51	50	35	12	3	2	3	2	–	1	–
4512	6	3	5	–	–	–	4	–	2	2	3	3	–	–	–	–	–	–
4520	65	37	31	4	3	2	14	20	17	44	12	9	3	2	3	–	–	–
4530	118	88	58	1	3	1	25	43	45	83	34	11	9	7	1	–	1	–
4541	41	21	15	1	1	–	10	3	11	29	15	3	1	2	1	–	–	–
4543	1	1	2	–	–	–	–	1	2	1	–	–	–	–	–	–	–	–
4612	1	3	–	–	2	–	–	1	–	–	–	–	1	–	–	–	–	–
4613	–	–	1	–	–	–	–	–	1	–	–	–	–	–	–	–	–	–
4614	–	1	–	–	–	–	–	–	–	–	1	–	–	–	–	–	–	–
4615	1	–	–	–	–	–	–	–	–	1	–	–	–	–	–	–	–	–
4617	3	2	3	–	–	–	1	1	3	2	–	–	–	–	–	–	1	–
4618	2	1	–	–	–	–	2	1	–	–	–	–	–	–	–	–	–	–
4619	7	5	–	–	–	–	–	1	–	2	1	–	5	3	–	–	–	–
4621	–	1	3	–	–	–	–	1	3	–	–	–	–	–	–	–	–	–
4622	2	2	1	–	–	–	–	1	1	2	–	–	–	1	–	–	–	–
4623	21	6	13	–	–	–	8	2	13	11	4	–	2	–	–	–	–	–
4631	2	9	4	–	1	1	–	6	2	2	1	–	–	1	1	–	–	–
4632	20	20	10	–	1	–	3	11	7	16	7	3	1	1	–	–	–	–
4633	15	12	9	–	–	–	2	5	4	12	6	4	1	–	1	–	1	–
4634	19	19	11	1	–	–	10	13	8	8	4	2	–	2	1	–	–	–
4635	222	193	216	26	23	17	94	120	181	97	41	12	4	7	4	1	2	2
4636	13	9	7	–	1	–	4	6	6	8	2	–	1	–	–	–	–	1
4637	11	11	9	–	–	1	3	5	5	4	4	2	1	2	1	3	–	–
4639	84	65	39	1	1	1	25	36	36	51	25	2	6	1	–	1	2	–
4641	–	3	4	–	–	2	–	2	2	–	1	–	–	–	–	–	–	–
4642	1	1	–	–	–	–	–	–	–	–	1	–	1	–	–	–	–	–
4644	25	18	11	2	–	1	16	15	10	7	3	–	–	–	–	–	–	–
4645	2	4	2	–	1	–	–	2	2	2	1	–	–	–	–	–	–	–
4646	34	15	13	1	3	2	16	10	10	16	2	–	–	–	–	1	–	1
4647	4	5	1	1	–	–	1	2	1	2	3	–	–	–	–	–	–	–
4649	31	36	35	–	2	–	13	26	32	16	7	2	1	1	1	1	–	–

Capítulo 45 - Bahia

45.1 - Quantidade de acidentes do trabalho liquidados, por consequência, segundo a Classificação Nacional de Atividades Econômicas (CNAE), no estado da Bahia - 2013/2015

(continuação)

CNAE	QUANTIDADE DE ACIDENTES DO TRABALHO LIQUIDADOS																	
	Total			Consequência														
				Assistência Médica			Menos de 15 dias			Mais de 15 dias			Incapacidade Permanente			Óbito		
	2013	2014	2015	2013	2014	2015	2013	2014	2015	2013	2014	2015	2013	2014	2015	2013	2014	2015
4652	2	9	4	–	–	–	1	6	4	1	3	–	–	–	–	–	–	–
4661	13	7	11	1	2	3	7	4	7	4	1	1	1	–	–	–	–	–
4662	5	12	5	3	1	1	2	10	4	–	–	–	–	–	–	–	1	–
4663	8	3	2	1	–	–	3	3	2	4	–	–	–	–	–	–	–	–
4664	–	–	1	–	–	–	–	–	1	–	–	–	–	–	–	–	–	–
4665	1	5	3	–	–	–	–	5	1	1	–	2	–	–	–	–	–	–
4669	7	12	3	–	2	2	3	9	1	4	1	–	–	–	–	–	–	–
4671	3	1	1	–	–	–	–	1	–	2	–	1	1	–	–	–	–	–
4672	18	10	15	2	2	1	10	6	11	5	–	3	1	1	–	–	1	–
4673	5	5	3	–	4	1	3	1	2	2	–	–	–	–	–	–	–	–
4674	4	4	–	–	–	–	2	1	–	2	2	–	–	–	–	–	1	–
4679	18	8	3	2	–	1	1	4	1	14	4	1	1	–	–	–	–	–
4681	22	8	9	2	1	1	8	5	7	11	2	1	–	–	–	1	–	–
4682	20	19	24	1	1	–	12	14	22	7	4	1	–	–	–	–	–	1
4683	7	4	2	–	–	–	2	4	2	5	–	–	–	–	–	–	–	–
4684	6	2	4	–	1	1	3	1	3	3	–	–	–	–	–	–	–	–
4685	–	2	3	–	–	–	–	2	2	–	–	–	–	–	–	–	–	1
4686	2	–	–	–	–	–	–	–	–	2	–	–	–	–	–	–	–	–
4687	23	7	13	–	1	–	8	–	10	14	5	1	1	1	2	–	–	–
4689	4	3	4	–	–	1	–	3	3	3	–	–	1	–	–	–	–	–
4691	17	35	22	–	–	1	4	25	17	13	9	4	–	1	–	–	–	–
4692	–	–	1	–	–	–	–	–	1	–	–	–	–	–	–	–	–	–
4693	35	20	22	–	2	1	15	10	20	20	7	1	–	1	–	–	–	–
4711	399	230	236	9	14	8	152	174	208	234	37	17	3	4	2	1	1	1
4712	125	65	49	–	–	1	21	37	37	97	17	7	7	7	3	–	4	1
4713	42	23	31	5	4	14	21	12	16	16	7	1	–	–	–	–	–	–
4721	73	22	26	–	–	2	9	8	22	58	12	2	6	2	–	–	–	–
4722	32	10	11	–	–	–	9	2	5	21	7	5	1	1	1	1	–	–
4723	22	11	16	–	–	–	3	8	8	19	3	7	–	–	1	–	–	–
4724	14	5	5	–	–	–	1	2	2	12	3	1	1	–	2	–	–	–
4729	33	16	10	–	–	1	7	8	7	23	7	2	1	1	–	2	–	–
4731	95	59	44	–	–	3	22	37	23	68	19	8	4	1	7	1	2	3
4732	1	1	2	–	–	–	–	1	2	1	–	–	–	–	–	–	–	–
4741	7	5	1	–	–	–	1	2	–	6	3	1	–	–	–	–	–	–
4742	17	14	9	–	1	–	7	7	5	8	5	1	1	1	3	1	–	–
4743	25	6	6	–	–	–	9	2	5	16	2	1	–	2	–	–	–	–
4744	253	135	114	–	2	5	42	64	67	189	56	26	22	12	12	–	1	4
4751	27	19	15	1	1	1	6	9	10	19	7	3	1	2	–	–	–	1
4752	9	11	5	–	1	–	–	6	4	8	2	1	1	2	–	–	–	–
4753	66	38	41	2	–	–	30	26	37	31	11	4	3	1	–	–	–	–
4754	64	34	32	–	–	–	15	12	22	44	16	7	5	6	3	–	–	–
4755	14	15	8	–	1	–	4	6	6	9	8	1	1	–	1	–	–	–
4756	1	1	1	–	–	–	–	–	1	1	1	–	–	–	–	–	–	–
4757	4	5	3	–	–	–	1	3	1	3	2	2	–	–	–	–	–	–
4759	19	16	7	1	–	–	2	5	5	15	8	1	–	2	1	1	1	–
4761	16	4	7	–	–	–	6	2	4	10	1	3	–	1	–	–	–	–
4762	–	1	–	–	–	–	–	–	–	–	–	–	–	1	–	–	–	–
4763	16	14	6	1	–	–	7	10	5	8	4	1	–	–	–	–	–	–
4771	52	29	19	–	1	–	12	13	16	36	14	2	3	1	1	1	–	–
4772	17	12	5	1	–	–	3	5	5	12	7	–	1	–	–	–	–	–
4773	2	2	–	–	–	–	1	1	–	1	1	–	–	–	–	–	–	–
4774	9	7	7	–	–	–	2	4	6	6	3	1	1	–	–	–	–	–
4781	103	67	59	7	8	3	33	46	51	60	13	1	3	–	3	–	–	1
4782	27	18	15	–	1	–	7	13	13	18	4	2	1	–	–	1	–	–
4783	3	–	–	–	–	–	–	–	–	3	–	–	–	–	–	–	–	–
4784	63	37	27	6	5	3	19	17	14	35	9	9	3	5	1	–	1	–
4785	–	3	–	–	–	–	–	2	–	–	1	–	–	–	–	–	–	–
4789	80	31	23	1	1	1	20	14	17	57	16	2	–	–	3	2	–	–
4911	7	4	3	4	3	2	–	1	1	3	–	–	–	–	–	–	–	–
4912	3	11	19	–	1	2	2	9	16	1	1	1	–	–	–	–	–	–
4921	356	161	106	4	7	3	81	85	77	229	45	11	40	23	14	2	1	1
4922	70	48	34	–	1	1	19	23	25	41	13	2	8	9	3	2	2	3
4923	18	12	5	–	–	–	4	6	4	14	5	1	–	1	–	–	–	–
4924	5	3	2	1	–	–	1	1	1	3	1	1	–	1	–	–	–	–
4929	13	13	11	2	3	1	4	4	5	5	5	4	2	1	1	–	–	–
4930	573	444	322	68	79	49	165	213	215	303	117	35	20	17	14	17	18	9
4940	13	5	12	7	3	8	5	1	4	1	–	–	–	1	–	–	–	–
5011	4	–	–	1	–	–	1	–	–	1	–	–	1	–	–	–	–	–
5012	2	1	–	–	–	–	1	1	–	1	–	–	–	–	–	–	–	–
5022	5	2	17	–	–	2	1	1	13	3	–	2	1	1	–	–	–	–
5030	14	13	16	2	–	–	10	6	8	2	7	7	–	–	1	–	–	–
5091	5	7	9	–	–	3	1	5	6	4	2	–	–	–	–	–	–	–
5111	32	46	31	–	2	–	26	14	18	6	30	13	–	–	–	–	–	–
5112	–	3	1	–	–	–	–	–	–	–	3	1	–	–	–	–	–	–
5120	–	1	3	–	–	–	–	1	3	–	–	–	–	–	–	–	–	–
5211	50	57	39	11	9	4	22	34	26	14	12	8	3	1	–	–	1	1
5212	16	31	29	2	–	2	8	2	13	5	27	14	1	2	–	–	–	–
5221	37	31	20	2	–	1	27	23	19	7	8	–	–	–	–	1	–	–
5222	1	1	4	–	–	–	1	–	4	–	–	–	–	1	–	–	–	–
5223	7	2	7	–	–	1	3	–	3	4	2	3	–	–	–	–	–	–
5229	5	8	7	–	–	–	–	2	2	4	5	5	1	1	–	–	–	–
5231	32	19	31	5	3	5	19	14	25	8	2	1	–	–	–	–	–	–
5232	–	7	–	–	1	–	–	1	–	–	4	–	–	1	–	–	–	–

Capítulo 45 - Bahia

45.1 - Quantidade de acidentes do trabalho liquidados, por consequência, segundo a Classificação Nacional de Atividades Econômicas (CNAE), no estado da Bahia - 2013/2015

(continuação)

CNAE	QUANTIDADE DE ACIDENTES DO TRABALHO LIQUIDADOS																	
	Total			Consequência														
				Assistência Médica			Menos de 15 dias			Mais de 15 dias			Incapacidade Permanente			Óbito		
	2013	2014	2015	2013	2014	2015	2013	2014	2015	2013	2014	2015	2013	2014	2015	2013	2014	2015
5239	7	4	3	–	1	–	5	2	2	1	1	1	1	–	–	–	–	–
5240	46	24	18	2	3	1	26	19	15	17	2	1	1	–	1	–	–	–
5250	36	18	16	1	2	1	17	14	13	13	1	2	3	1	–	2	–	–
5310	343	321	346	57	85	101	162	195	233	121	30	6	3	10	6	–	1	–
5320	30	8	9	–	–	–	6	–	4	22	8	4	2	–	1	–	–	–
5510	241	133	139	6	5	5	108	98	120	121	28	10	6	2	4	–	–	–
5590	3	1	6	–	–	–	–	–	6	2	–	–	1	1	–	–	–	–
5611	329	159	129	1	5	7	70	100	99	253	43	17	5	9	5	–	2	1
5612	2	2	–	–	–	–	–	–	–	2	2	–	–	–	–	–	–	–
5620	138	88	101	23	25	28	49	54	63	56	7	7	7	2	3	3	–	–
5811	–	1	1	–	–	–	–	1	1	–	–	–	–	–	–	–	–	–
5821	–	1	–	–	–	–	–	–	–	–	1	–	–	–	–	–	–	–
5822	3	2	3	–	–	–	1	2	2	2	–	1	–	–	–	–	–	–
5829	2	3	2	–	–	1	–	2	1	2	1	–	–	–	–	–	–	–
5911	1	2	1	–	–	1	–	–	–	1	2	–	–	–	–	–	–	–
5913	–	1	–	–	–	–	–	1	–	–	–	–	–	–	–	–	–	–
5914	7	1	2	–	–	–	6	–	2	1	1	–	–	–	–	–	–	–
5920	1	1	–	–	–	–	–	–	–	1	–	–	–	1	–	–	–	–
6010	1	3	4	–	–	1	–	2	1	–	1	2	1	–	–	–	–	–
6021	15	17	19	6	5	12	3	2	3	5	9	3	1	1	1	–	–	–
6110	19	22	23	–	2	1	11	13	16	8	6	6	–	–	–	–	1	–
6120	12	12	9	–	–	–	4	10	8	7	1	1	1	–	–	–	1	–
6141	3	5	1	–	–	–	2	3	1	1	2	–	–	–	–	–	–	–
6190	41	25	12	–	–	–	12	16	8	27	8	2	2	1	1	–	–	1
6201	9	57	48	1	–	1	3	1	1	5	56	46	–	–	–	–	–	–
6202	1	2	–	–	1	–	–	1	–	1	–	–	–	–	–	–	–	–
6203	1	4	2	–	–	2	1	3	–	–	1	–	–	–	–	–	–	–
6204	13	7	2	3	–	–	6	5	2	3	1	–	1	1	–	–	–	–
6209	11	8	9	1	1	1	6	7	5	4	–	3	–	–	–	–	–	–
6311	6	11	6	1	–	–	5	6	3	–	4	2	–	1	1	–	–	–
6319	1	–	1	–	–	–	1	–	1	–	–	–	–	–	–	–	–	–
6399	1	1	1	–	–	–	–	–	1	1	–	–	–	1	–	–	–	–
6410	1	–	–	–	–	–	1	–	–	–	–	–	–	–	–	–	–	–
6421	110	51	20	21	8	1	60	35	16	29	5	2	–	3	1	–	–	–
6422	723	265	193	27	13	19	165	166	129	498	49	21	32	37	24	1	–	–
6423	42	19	24	1	4	8	6	11	13	32	1	2	3	3	1	–	–	–
6424	2	1	1	–	–	–	1	1	1	1	–	–	–	–	–	–	–	–
6431	–	–	1	–	–	–	–	–	1	–	–	–	–	–	–	–	–	–
6434	–	2	1	–	–	–	–	2	1	–	–	–	–	–	–	–	–	–
6436	3	3	4	–	–	–	–	2	3	3	1	1	–	–	–	–	–	–
6450	1	–	–	–	–	–	–	–	–	1	–	–	–	–	–	–	–	–
6462	12	8	3	–	–	3	9	5	–	2	3	–	–	–	–	1	–	–
6463	1	–	–	–	–	–	–	–	–	1	–	–	–	–	–	–	–	–
6470	2	–	–	–	–	–	2	–	–	–	–	–	–	–	–	–	–	–
6491	2	–	–	–	–	–	1	–	–	1	–	–	–	–	–	–	–	–
6493	2	–	–	–	–	–	1	–	–	1	–	–	–	–	–	–	–	–
6499	1	–	–	–	–	–	–	–	–	–	–	–	1	–	–	–	–	–
6511	1	1	2	–	–	–	–	–	2	1	1	–	–	–	–	–	–	–
6512	1	2	1	–	–	–	1	1	1	–	1	–	–	–	–	–	–	–
6541	–	–	1	–	–	–	–	–	1	–	–	–	–	–	–	–	–	–
6550	22	21	24	5	8	13	11	12	11	5	–	–	1	1	–	–	–	–
6611	–	1	–	–	–	–	–	–	–	–	1	–	–	–	–	–	–	–
6612	–	–	1	–	–	–	–	–	–	–	–	1	–	–	–	–	–	–
6613	–	3	2	–	–	–	–	1	–	–	2	2	–	–	–	–	–	–
6619	7	–	–	–	–	–	3	–	–	4	–	–	–	–	–	–	–	–
6621	–	1	–	–	–	–	–	1	–	–	–	–	–	–	–	–	–	–
6622	2	1	3	–	–	–	1	1	1	1	–	2	–	–	–	–	–	–
6629	2	–	–	–	–	–	1	–	–	1	–	–	–	–	–	–	–	–
6630	–	4	1	–	–	–	–	–	–	–	4	1	–	–	–	–	–	–
6810	16	90	12	–	–	–	5	86	9	11	3	2	–	1	1	–	–	–
6821	3	1	1	–	–	–	–	1	1	3	–	–	–	–	–	–	–	–
6822	15	7	9	–	–	1	6	5	6	8	2	2	1	–	–	–	–	–
6911	3	3	2	–	–	–	–	–	2	3	2	–	–	1	–	–	–	–
6912	1	1	1	–	–	–	1	1	1	–	–	–	–	–	–	–	–	–
6920	24	22	20	1	3	2	8	13	16	14	6	2	1	–	–	–	–	–
7010	–	1	2	–	–	–	–	–	–	–	1	2	–	–	–	–	–	–
7020	8	31	21	–	4	4	4	22	16	4	5	1	–	–	–	–	–	–
7111	1	1	3	–	–	–	–	–	2	1	1	1	–	–	–	–	–	–
7112	199	99	125	23	23	27	73	46	88	95	24	8	6	5	2	2	1	–
7119	24	41	14	3	11	8	9	20	5	11	7	–	–	–	1	1	3	–
7120	6	7	5	–	2	4	5	4	1	1	1	–	–	–	–	–	–	–
7210	11	7	5	1	3	–	6	1	4	4	3	1	–	–	–	–	–	–
7220	4	3	1	–	–	–	2	1	–	1	2	1	1	–	–	–	–	–
7311	6	2	1	–	–	–	5	2	–	1	–	1	–	–	–	–	–	–
7312	2	1	1	–	–	–	1	1	1	1	–	–	–	–	–	–	–	–
7319	9	8	7	–	–	–	3	7	7	6	1	–	–	–	–	–	–	–
7320	1	1	3	–	–	–	1	–	1	–	1	1	–	–	–	–	–	1
7410	–	1	–	–	–	–	–	1	–	–	–	–	–	–	–	–	–	–
7420	3	5	5	–	–	–	1	1	1	1	4	4	1	–	–	–	–	–
7490	23	23	11	3	4	2	6	19	9	11	–	–	3	–	–	–	–	–
7500	–	1	–	–	–	–	–	1	–	–	–	–	–	–	–	–	–	–
7711	22	14	15	–	1	–	7	6	11	13	6	3	1	–	–	1	1	1
7719	11	5	2	–	1	–	3	–	1	8	2	–	–	2	1	–	–	–

Capítulo 45 - Bahia

45.1 - Quantidade de acidentes do trabalho liquidados, por consequência, segundo a Classificação Nacional de Atividades Econômicas (CNAE), no estado da Bahia - 2013/2015

(conclusão)

CNAE	QUANTIDADE DE ACIDENTES DO TRABALHO LIQUIDADOS																	
	Total			Consequência														
				Assistência Médica			Menos de 15 dias			Mais de 15 dias			Incapacidade Permanente			Óbito		
	2013	2014	2015	2013	2014	2015	2013	2014	2015	2013	2014	2015	2013	2014	2015	2013	2014	2015
7721	2	–	–	–	–	–	–	–	–	2	–	–	–	–	–	–	–	–
7723	6	1	–	–	–	–	3	–	–	3	1	–	–	–	–	–	–	–
7729	3	6	3	2	1	1	–	3	2	1	1	–	–	–	–	–	1	–
7731	5	2	3	–	–	–	–	–	1	5	2	2	–	–	–	–	–	–
7732	47	43	31	3	1	3	19	21	21	22	14	5	3	5	2	–	2	–
7733	7	4	6	–	–	–	3	2	4	4	2	1	–	–	–	–	–	1
7739	60	26	32	1	2	1	37	16	28	21	7	1	1	–	1	–	1	1
7740	1	–	1	–	–	–	1	–	1	–	–	–	–	–	–	–	–	–
7810	57	13	17	3	–	2	24	6	11	26	4	3	4	3	1	–	–	–
7820	101	37	28	13	5	1	30	22	21	54	6	3	3	3	3	1	1	–
7830	56	29	34	11	3	1	21	17	31	21	9	2	3	–	–	–	–	–
7911	13	6	4	–	–	2	6	4	2	6	2	–	1	–	–	–	–	–
7990	–	1	–	–	–	–	–	–	–	–	–	–	–	1	–	–	–	–
8011	130	90	93	7	8	11	46	50	60	67	25	11	7	4	6	3	3	5
8012	101	79	70	2	–	–	53	51	58	40	21	8	5	3	4	1	4	–
8020	16	9	8	2	–	2	11	4	5	3	5	1	–	–	–	–	–	–
8030	–	10	5	–	–	–	–	–	–	–	10	5	–	–	–	–	–	–
8111	20	13	11	1	1	–	7	10	10	11	2	1	1	–	–	–	–	–
8112	118	71	84	1	4	8	37	42	59	76	24	10	4	1	6	–	–	1
8121	109	52	36	7	2	6	37	37	24	63	10	5	1	3	1	1	–	–
8122	9	2	4	–	–	–	2	1	1	7	1	3	–	–	–	–	–	–
8129	12	8	12	4	3	2	4	4	9	3	1	1	1	–	–	–	–	–
8130	6	11	7	–	1	–	–	1	3	6	9	4	–	–	–	–	–	–
8211	43	21	16	4	3	2	15	11	10	23	3	3	–	4	1	1	–	–
8219	23	16	18	–	1	1	6	12	14	15	3	3	2	–	–	–	–	–
8220	212	68	90	53	6	4	78	50	81	78	11	3	3	1	1	–	–	1
8230	16	3	6	–	–	–	3	1	5	13	1	–	–	1	–	–	–	1
8291	8	4	5	1	1	–	4	1	5	3	2	–	–	–	–	–	–	–
8292	4	11	2	–	–	–	1	9	1	3	2	1	–	–	–	–	–	–
8299	108	67	57	3	9	5	44	35	44	57	17	5	4	4	1	–	2	2
8411	918	275	210	86	94	94	100	83	80	691	55	14	39	42	21	2	1	1
8412	8	15	3	3	2	2	3	12	1	2	1	–	–	–	–	–	–	–
8422	2	–	3	–	–	–	2	–	3	–	–	–	–	–	–	–	–	–
8423	13	5	6	–	1	–	10	3	3	3	–	3	–	1	–	–	–	–
8424	16	36	10	6	23	4	7	12	4	3	1	2	–	–	–	–	–	–
8430	1	2	1	–	–	–	1	2	1	–	–	–	–	–	–	–	–	–
8511	2	175	139	–	–	–	2	2	2	–	173	135	–	–	2	–	–	–
8512	26	13	16	–	1	2	7	6	11	19	6	3	–	–	–	–	–	–
8513	61	44	36	6	8	14	20	14	18	35	19	4	–	3	–	–	–	–
8520	29	15	16	2	2	6	14	9	10	12	4	–	1	–	–	–	–	–
8531	35	29	41	9	1	8	7	13	23	18	15	9	1	–	1	–	–	–
8532	17	22	6	–	4	–	10	13	4	7	5	1	–	–	1	–	–	–
8541	3	6	4	–	1	1	3	4	3	–	1	–	–	–	–	–	–	–
8542	–	1	–	–	–	–	–	–	–	–	1	–	–	–	–	–	–	–
8550	1	–	3	–	–	–	–	–	3	1	–	–	–	–	–	–	–	–
8591	–	1	–	–	–	–	–	1	–	–	–	–	–	–	–	–	–	–
8592	1	–	–	–	–	–	1	–	–	–	–	–	–	–	–	–	–	–
8593	4	4	3	1	–	–	1	4	3	2	–	–	–	–	–	–	–	–
8599	85	64	43	3	5	1	49	48	40	31	9	2	1	2	–	1	–	–
8610	1.757	1.525	1.371	656	627	649	780	807	695	305	75	21	15	13	5	1	3	1
8621	1	–	1	–	–	–	–	–	–	–	–	1	1	–	–	–	–	–
8622	–	1	–	–	–	–	–	–	–	–	1	–	–	–	–	–	–	–
8630	57	48	72	13	15	23	20	28	44	24	4	2	–	1	3	–	–	–
8640	98	60	84	42	30	36	30	21	47	25	9	1	1	–	–	–	–	–
8650	5	2	8	–	1	3	1	–	4	4	1	–	–	–	1	–	–	–
8660	56	74	66	29	35	34	18	35	31	9	4	1	–	–	–	–	–	–
8690	29	21	16	2	4	5	23	16	11	4	1	–	–	–	–	–	–	–
8711	32	12	7	–	–	–	26	11	6	6	1	–	–	–	1	–	–	–
8712	1	1	1	–	–	–	1	1	1	–	–	–	–	–	–	–	–	–
8720	3	3	2	–	–	–	2	2	2	1	1	–	–	–	–	–	–	–
8730	3	1	–	–	–	–	–	–	–	3	1	–	–	–	–	–	–	–
8800	21	20	31	2	2	–	2	12	31	16	4	–	1	2	–	–	–	–
9001	8	2	3	–	–	–	4	1	2	4	1	1	–	–	–	–	–	–
9003	–	1	2	–	–	–	–	–	2	–	–	–	–	1	–	–	–	–
9101	2	3	2	–	–	–	2	2	1	–	1	1	–	–	–	–	–	–
9102	–	1	–	–	–	–	–	1	–	–	–	–	–	–	–	–	–	–
9103	–	1	–	–	–	–	–	1	–	–	–	–	–	–	–	–	–	–
9311	2	3	1	–	–	–	2	1	1	–	2	–	–	–	–	–	–	–
9312	20	6	3	1	–	–	5	2	2	14	3	1	–	1	–	–	–	–
9313	5	4	2	–	–	–	3	2	2	2	2	–	–	–	–	–	–	–
9319	2	–	–	–	–	–	–	–	–	2	–	–	–	–	–	–	–	–
9321	4	3	3	–	1	1	4	–	2	–	–	–	–	2	–	–	–	–
9329	2	3	1	–	–	–	–	2	1	2	1	–	–	–	–	–	–	–
9411	6	1	2	1	–	–	2	1	2	2	–	–	1	–	–	–	–	–
9412	3	2	3	–	–	–	–	2	3	3	–	–	–	–	–	–	–	–
9420	14	17	15	–	–	1	7	9	12	6	5	2	1	3	–	–	–	–
9430	228	233	152	117	123	81	61	91	58	48	17	9	2	2	3	–	–	1
9491	59	26	23	2	3	2	24	14	17	31	6	1	2	3	3	–	–	–
9492	–	37	28	–	–	–	–	–	–	–	37	28	–	–	–	–	–	–
9493	–	1	1	–	–	–	–	1	1	–	–	–	–	–	–	–	–	–
9499	33	21	31	1	–	1	24	14	29	8	7	1	–	–	–	–	–	–
9511	16	18	8	–	1	1	5	11	5	10	6	2	1	–	–	–	–	–
9512	7	3	–	1	–	–	4	3	–	2	–	–	–	–	–	–	–	–
9521	10	2	6	–	–	–	2	–	4	8	2	2	–	–	–	–	–	–
9529	10	–	3	–	–	1	4	–	2	5	–	–	1	–	–	–	–	–
9601	26	13	10	5	2	1	11	7	8	9	4	–	1	–	1	–	–	–
9602	24	1	6	1	–	–	4	–	3	18	1	3	1	–	–	–	–	–
9603	11	6	6	–	–	–	5	2	4	5	3	1	1	1	1	–	–	–
9609	3	1	–	–	–	–	1	–	–	1	1	–	1	–	–	–	–	–
9700	1	2	–	–	1	–	1	1	–	–	–	–	–	–	–	–	–	–
Ignorado	1.367	6.898	5.036	1	8	6	48	57	81	1.099	6.652	4.841	216	180	105	3	1	3

Fonte: DATAPREV, CAT, SUB.

Nota: Os dados são preliminares, estando sujeitos a correções.

Capítulo 45 - Bahia

45.2 - Quantidade mensal de acidentes do trabalho liquidados, por consequência, no estado da Bahia - 2013/2015

MESES	QUANTIDADE DE ACIDENTES DO TRABALHO LIQUIDADOS																	
	Total			Consequência														
				Assistência Médica			Menos de 15 dias			Mais de 15 dias			Incapacidade Permanente			Óbito		
	2013	2014	2015	2013	2014	2015	2013	2014	2015	2013	2014	2015	2013	2014	2015	2013	2014	2015
TOTAL	**22.937**	**22.656**	**18.201**	**3.290**	**3.160**	**2.839**	**7.802**	**8.074**	**8.120**	**10.835**	**10.535**	**6.661**	**898**	**772**	**490**	**112**	**115**	**91**
Janeiro	1.855	1.969	1.715	264	273	241	736	668	680	781	956	742	63	63	42	11	9	10
Fevereiro	1.713	1.735	1.485	231	228	207	581	618	584	819	804	635	75	76	54	7	9	5
Março	2.022	1.827	1.732	298	255	266	666	632	758	958	868	631	91	63	69	9	9	8
Abril	2.064	1.812	1.575	310	247	255	663	639	693	975	862	560	107	52	56	9	12	11
Maio	2.055	1.995	1.604	378	249	258	680	697	746	900	950	545	89	90	42	8	9	13
Junho	1.732	1.661	1.511	282	238	315	554	546	636	817	820	486	72	53	71	7	4	3
Julho	2.006	2.091	1.588	266	287	255	648	702	707	1.019	1.008	584	60	85	33	13	9	9
Agosto	2.083	1.997	1.548	268	261	231	710	715	729	1.037	954	565	59	56	16	9	11	7
Setembro	1.942	2.004	1.441	230	280	181	690	744	671	924	888	549	90	84	34	8	8	6
Outubro	2.040	2.148	1.492	255	371	221	754	758	755	959	948	490	64	62	19	8	9	7
Novembro	1.784	1.884	1.379	256	254	211	564	751	661	896	801	474	56	57	26	12	21	7
Dezembro	1.641	1.533	1.131	252	217	198	556	604	500	750	676	400	72	31	28	11	5	5

Fonte: DATAPREV, CAT, SUB.
Nota: Os dados são preliminares, estando sujeitos a correções.

DISTRIBUIÇÃO DE ACIDENTES DO TRABALHO LIQUIDADOS, POR CONSEQUÊNCIA, NO ESTADO DA BAHIA - 2015

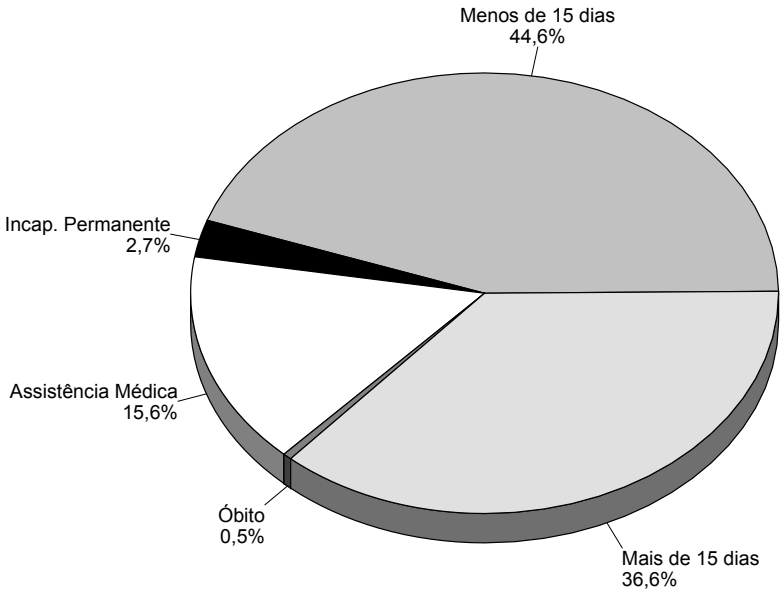

Fonte: DATAPREV, CAT, SUB.

Capítulo 46 - Minas Gerais

46.1 - Quantidade de acidentes do trabalho liquidados, por consequência, segundo a Classificação Nacional de Atividades Econômicas (CNAE), no estado de Minas Gerais - 2013/2015

(continua)

CNAE	QUANTIDADE DE ACIDENTES DO TRABALHO LIQUIDADOS																	
	Total			Consequência														
				Assistência Médica			Menos de 15 dias			Mais de 15 dias			Incapacidade Permanente			Óbito		
	2013	2014	2015	2013	2014	2015	2013	2014	2015	2013	2014	2015	2013	2014	2015	2013	2014	2015
TOTAL	**79.708**	**76.034**	**64.106**	**12.958**	**11.966**	**10.869**	**33.582**	**33.237**	**33.969**	**31.140**	**28.910**	**17.878**	**1.689**	**1.578**	**1.086**	**339**	**343**	**304**
0111	116	152	104	5	4	5	61	62	50	44	81	47	5	2	1	1	3	1
0112	11	159	98	–	–	–	6	6	8	5	153	90	–	–	–	–	–	–
0113	185	111	92	11	6	6	113	84	71	51	18	12	7	2	3	3	1	–
0114	–	–	1	–	–	–	–	–	–	–	–	1	–	–	–	–	–	–
0115	82	89	60	2	5	3	54	67	53	25	15	4	1	–	–	–	2	–
0116	12	7	6	–	–	–	8	6	4	4	1	1	–	–	–	–	–	1
0119	55	54	36	–	1	1	38	40	29	14	12	6	–	1	–	3	–	–
0121	172	169	116	–	–	–	159	23	21	13	145	94	–	1	–	–	–	1
0122	11	13	14	1	1	–	5	10	13	5	2	–	–	–	–	–	–	1
0131	99	77	74	6	6	14	62	52	43	30	18	13	1	1	3	–	–	1
0132	156	153	198	4	3	6	104	120	152	45	28	37	–	–	1	3	2	2
0133	114	58	78	–	2	5	55	47	70	55	6	3	3	2	–	1	1	–
0134	755	439	322	11	13	17	533	312	253	193	111	49	14	3	3	4	–	–
0139	24	52	50	–	2	3	12	18	16	11	31	30	1	–	–	–	1	1
0141	157	156	211	15	8	20	87	96	154	55	51	35	–	1	1	–	–	1
0142	12	12	5	–	1	1	9	7	3	3	4	1	–	–	–	–	–	–
0151	489	369	277	6	6	9	202	210	223	274	143	42	3	6	2	4	4	1
0152	3	11	8	1	3	–	1	6	7	1	2	1	–	–	–	–	–	–
0153	1	2	–	–	–	–	1	–	–	–	2	–	–	–	–	–	–	–
0154	59	44	54	2	2	3	29	33	38	27	6	11	–	2	–	1	1	2
0155	171	117	109	7	7	1	99	93	88	59	14	18	3	2	1	3	1	1
0159	5	6	4	–	–	1	3	5	2	2	1	1	–	–	–	–	–	–
0161	318	224	163	12	9	3	183	149	122	102	58	35	11	5	–	10	3	3
0162	68	68	57	–	–	2	29	44	39	37	23	13	1	1	–	1	–	3
0163	4	13	10	1	–	–	–	6	6	3	5	4	–	2	–	–	–	–
0210	344	249	192	46	49	32	138	135	123	152	60	31	7	4	5	1	1	1
0220	21	10	14	1	–	1	12	4	10	7	5	3	1	–	–	–	1	–
0230	262	224	162	64	76	50	112	117	86	73	23	16	12	7	10	1	1	–
0311	–	2	–	–	–	–	–	2	–	–	–	–	–	–	–	–	–	–
0312	–	–	3	–	–	–	–	–	–	–	–	3	–	–	–	–	–	–
0322	1	3	–	–	–	–	–	1	–	1	2	–	–	–	–	–	–	–
0500	1	–	–	–	–	–	1	–	–	–	–	–	–	–	–	–	–	–
0600	4	1	–	1	1	–	1	–	–	2	–	–	–	–	–	–	–	–
0710	794	600	413	511	367	252	193	176	123	82	51	19	4	3	7	4	3	12
0721	16	35	10	2	12	2	8	19	7	3	4	–	2	–	–	1	–	1
0723	3	1	1	1	–	1	1	1	–	1	–	–	–	–	–	–	–	–
0724	162	117	120	89	76	75	39	27	31	31	13	12	3	–	1	–	1	1
0725	7	3	3	4	–	2	3	3	1	–	–	–	–	–	–	–	–	–
0729	55	33	15	27	25	10	12	3	2	15	2	1	1	2	2	–	1	–
0810	301	264	244	38	34	41	113	127	161	135	80	22	12	18	14	3	5	6
0891	26	17	25	12	7	12	9	4	9	4	5	4	1	–	–	–	1	–
0893	20	26	15	1	2	–	11	21	12	6	2	3	2	1	–	–	–	–
0899	120	67	72	20	7	3	65	43	54	30	12	10	3	5	5	2	–	–
0910	8	2	2	3	1	1	1	1	1	4	–	–	–	–	–	–	–	–
0990	11	12	9	4	5	3	5	7	2	2	–	4	–	–	–	–	–	–
1011	1.071	748	576	240	122	108	481	472	391	339	149	61	9	4	13	2	1	3
1012	1.100	1.118	1.113	432	503	533	361	350	387	285	262	183	20	3	8	2	–	2
1013	90	98	116	8	23	42	49	55	62	31	17	10	2	2	2	–	1	–
1020	7	2	5	–	–	–	2	–	2	4	2	3	–	–	–	1	–	–
1031	51	59	43	1	1	–	33	35	35	16	20	8	1	3	–	–	–	–
1032	21	9	6	2	–	–	12	7	6	7	2	–	–	–	–	–	–	–
1033	53	77	50	1	20	9	33	48	37	19	9	4	–	–	–	–	–	–
1041	5	2	3	1	1	–	3	–	1	1	1	–	–	–	1	–	–	1
1042	4	4	9	4	2	6	–	1	2	–	1	1	–	–	–	–	–	–
1043	26	19	10	24	19	10	–	–	–	2	–	–	–	–	–	–	–	–
1051	94	62	41	8	7	1	50	36	36	35	17	4	1	2	–	–	–	–
1052	476	414	488	60	67	93	206	246	345	195	95	46	11	5	3	4	1	1
1053	20	24	24	1	1	2	6	13	18	11	7	3	2	1	1	–	2	–
1061	14	17	7	1	–	–	5	7	4	6	8	2	–	1	1	2	1	–
1062	107	95	63	2	–	–	85	84	60	19	9	3	1	2	–	–	–	–
1063	1	1	2	–	–	–	–	1	2	1	–	–	–	–	–	–	–	–
1064	7	4	4	–	–	1	2	–	–	5	4	2	–	–	1	–	–	–
1065	22	25	18	7	9	12	5	11	5	9	3	1	1	2	–	–	–	–
1066	235	236	202	8	17	21	126	146	156	91	62	24	5	7	1	5	4	–
1069	90	76	60	8	16	17	51	43	36	29	14	7	2	3	–	–	–	–
1071	1.050	797	566	244	281	256	518	376	249	270	119	46	17	19	14	1	2	1
1081	95	83	72	3	6	6	61	60	55	31	16	10	–	–	–	–	1	1
1082	18	3	3	2	–	–	15	3	3	1	–	–	–	–	–	–	–	–
1091	363	257	252	9	13	7	125	150	197	225	87	41	3	4	7	1	3	–
1092	95	45	74	1	2	8	53	29	55	38	13	10	1	–	1	2	1	–
1093	91	72	63	4	1	4	66	53	44	21	17	14	–	1	1	–	–	–
1094	91	71	65	6	12	11	35	38	48	49	20	4	1	1	2	–	–	–
1095	6	9	3	–	1	–	3	4	2	2	3	1	1	1	–	–	–	–
1096	34	18	10	2	2	1	13	7	9	18	9	–	1	–	–	–	–	–
1099	325	261	239	47	50	48	172	162	165	96	43	22	9	6	2	1	–	2
1111	10	13	12	1	–	–	2	3	7	5	9	5	2	1	–	–	–	–
1112	6	7	15	–	–	–	4	4	11	2	3	4	–	–	–	–	–	–

Capítulo 46 - Minas Gerais

46.1 - Quantidade de acidentes do trabalho liquidados, por consequência, segundo a Classificação Nacional de Atividades Econômicas (CNAE), no estado de Minas Gerais - 2013/2015

(continuação)

CNAE	QUANTIDADE DE ACIDENTES DO TRABALHO LIQUIDADOS																	
	Total			Consequência														
				Assistência Médica			Menos de 15 dias			Mais de 15 dias			Incapacidade Permanente			Óbito		
	2013	2014	2015	2013	2014	2015	2013	2014	2015	2013	2014	2015	2013	2014	2015	2013	2014	2015
1113	127	63	50	53	27	26	52	17	17	22	18	7	–	–	–	–	1	–
1121	23	24	29	2	2	2	14	17	25	6	5	2	–	–	–	1	–	–
1122	169	130	104	80	57	44	65	55	47	23	14	11	1	4	1	–	–	1
1210	–	1	–	–	–	–	–	1	–	–	–	–	–	–	–	–	–	–
1220	35	10	18	20	3	8	7	4	7	8	3	3	–	–	–	–	–	–
1311	100	63	58	5	3	5	48	51	50	43	8	3	4	1	–	–	–	–
1312	9	8	11	–	–	–	6	8	10	3	–	1	–	–	–	–	–	–
1313	2	1	1	–	–	–	–	1	1	2	–	–	–	–	–	–	–	–
1314	3	1	1	–	–	–	2	–	1	1	1	–	–	–	–	–	–	–
1321	180	120	82	15	11	4	66	59	62	94	48	15	5	2	–	–	–	1
1322	–	2	–	–	–	–	–	2	–	–	–	–	–	–	–	–	–	–
1323	1	–	–	–	–	–	1	–	–	–	–	–	–	–	–	–	–	–
1330	10	22	17	–	1	–	7	19	15	3	2	2	–	–	–	–	–	–
1340	83	49	29	–	3	1	49	30	24	33	16	3	1	–	1	–	–	–
1351	153	85	76	2	–	5	58	59	54	91	19	15	–	6	2	2	1	–
1352	6	2	3	2	–	–	–	1	3	4	1	–	–	–	–	–	–	–
1353	1	–	–	–	–	–	–	–	–	1	–	–	–	–	–	–	–	–
1354	24	19	15	3	5	–	9	10	12	12	3	3	–	1	–	–	–	–
1359	367	223	146	52	36	21	229	152	109	81	30	16	5	5	–	–	–	–
1411	104	35	32	–	2	2	17	25	22	85	6	1	1	2	7	1	–	–
1412	472	161	193	11	20	44	110	88	105	336	46	29	15	7	14	–	–	1
1413	46	29	33	5	8	5	14	13	25	26	7	1	1	1	1	–	–	1
1414	19	18	11	1	1	–	9	9	9	9	8	2	–	–	–	–	–	–
1421	12	7	4	–	2	–	–	–	4	12	5	–	–	–	–	–	–	–
1422	28	5	4	–	–	–	3	1	3	25	4	1	–	–	–	–	–	–
1510	109	102	63	4	20	4	53	55	48	49	21	5	3	6	6	–	–	–
1521	26	16	14	–	1	–	8	8	6	18	7	7	–	–	1	–	–	–
1529	15	8	5	1	–	–	1	4	4	13	4	1	–	–	–	–	–	–
1531	134	92	60	4	–	–	65	62	48	63	30	12	2	–	–	–	–	–
1532	98	62	52	3	2	4	52	44	44	41	16	4	2	–	–	–	–	–
1533	49	39	25	4	4	2	30	24	18	14	11	4	1	–	1	–	–	–
1539	132	135	76	31	48	19	63	66	47	35	19	9	3	2	–	–	–	1
1540	44	11	14	1	–	2	15	4	10	28	7	2	–	–	–	–	–	–
1610	216	210	212	6	5	2	75	105	139	121	86	64	9	12	5	5	2	2
1621	40	37	26	12	13	7	18	17	14	9	6	5	1	1	–	–	–	–
1622	31	33	29	2	1	–	5	14	22	23	16	6	1	1	1	–	1	–
1623	68	53	32	3	2	–	42	29	26	22	20	6	1	1	–	–	1	–
1629	105	69	49	11	3	7	39	37	28	53	25	12	2	2	2	–	2	–
1710	57	42	49	30	14	12	20	24	27	7	4	6	–	–	–	–	–	4
1721	32	52	29	–	1	1	14	32	22	16	19	5	2	–	1	–	–	–
1722	5	1	2	–	–	–	1	–	–	4	1	2	–	–	–	–	–	–
1731	59	89	65	–	–	1	26	28	27	31	61	34	2	–	3	–	–	–
1732	1	5	3	–	–	–	1	–	–	–	5	3	–	–	–	–	–	–
1733	132	97	66	11	5	5	56	65	51	59	22	9	5	5	1	1	–	–
1741	28	27	22	1	–	1	18	9	10	8	15	11	1	3	–	–	–	–
1742	24	19	19	2	2	2	8	12	14	13	4	2	1	1	1	–	–	–
1749	19	19	17	3	–	2	7	14	13	8	4	2	1	1	–	–	–	–
1811	57	50	44	3	2	1	21	20	35	32	25	6	1	2	2	–	1	–
1812	10	49	37	–	–	–	5	3	3	5	44	34	–	2	–	–	–	–
1813	60	48	38	1	–	–	28	23	32	30	21	4	1	4	2	–	–	–
1821	13	8	14	1	–	–	6	4	10	5	4	2	1	–	2	–	–	–
1822	8	3	1	1	–	–	1	2	1	6	1	–	–	–	–	–	–	–
1830	1	–	–	–	–	–	–	–	–	1	–	–	–	–	–	–	–	–
1910	–	5	6	–	–	–	–	–	1	–	5	5	–	–	–	–	–	–
1921	37	10	7	30	6	5	5	2	2	2	2	–	–	–	–	–	–	–
1922	11	41	20	1	1	2	7	35	15	3	5	2	–	–	1	–	–	–
1931	888	743	627	139	151	105	589	483	467	149	97	46	9	7	7	2	5	2
1932	5	2	2	3	–	1	2	1	1	–	1	–	–	–	–	–	–	–
2012	10	21	23	–	1	–	5	16	19	5	4	4	–	–	–	–	–	–
2013	209	170	184	94	54	103	75	89	73	38	23	8	2	4	–	–	–	–
2014	8	10	5	2	2	1	3	6	3	3	1	1	–	–	–	–	1	–
2019	43	38	41	10	4	8	27	27	32	6	7	–	–	–	1	–	–	–
2021	6	8	2	1	–	–	3	2	1	2	5	–	–	1	1	–	–	–
2022	–	4	2	–	–	–	–	1	1	–	3	1	–	–	–	–	–	–
2029	7	6	3	–	–	–	4	4	2	3	–	1	–	2	–	–	–	–
2031	6	5	5	–	–	–	4	–	2	2	5	3	–	–	–	–	–	–
2032	–	–	1	–	–	–	–	–	1	–	–	–	–	–	–	–	–	–
2040	7	11	14	5	6	7	1	1	4	1	4	3	–	–	–	–	–	–
2051	27	14	10	14	11	4	8	2	5	4	1	1	1	–	–	–	–	–
2061	30	30	14	–	1	–	11	17	10	17	11	4	2	1	–	–	–	–
2062	44	41	32	1	–	–	16	24	26	24	15	5	3	2	1	–	–	–
2063	46	59	52	2	3	4	24	43	41	19	11	7	1	2	–	–	–	–
2071	20	10	20	2	1	–	11	7	17	6	2	3	–	–	–	1	–	–
2073	3	1	1	–	–	–	1	–	1	2	1	–	–	–	–	–	–	–
2091	1	6	3	–	–	–	–	–	–	1	6	3	–	–	–	–	–	–
2092	53	23	17	3	2	1	12	13	11	37	3	3	–	1	–	1	4	2
2093	1	3	3	–	–	–	–	1	3	1	2	–	–	–	–	–	–	–
2099	51	50	42	7	16	9	35	24	24	9	9	8	–	1	–	–	–	1
2110	3	1	1	2	–	–	1	–	–	–	1	1	–	–	–	–	–	–

Capítulo 46 - Minas Gerais

46.1 - Quantidade de acidentes do trabalho liquidados, por consequência, segundo a Classificação Nacional de Atividades Econômicas (CNAE), no estado de Minas Gerais - 2013/2015

(continuação)

CNAE	QUANTIDADE DE ACIDENTES DO TRABALHO LIQUIDADOS																	
	Total			Consequência														
				Assistência Médica			Menos de 15 dias			Mais de 15 dias			Incapacidade Permanente			Óbito		
	2013	2014	2015	2013	2014	2015	2013	2014	2015	2013	2014	2015	2013	2014	2015	2013	2014	2015
2121	189	148	121	13	12	9	107	101	101	69	33	11	–	–	–	–	2	–
2122	20	39	20	3	–	4	13	36	14	4	3	2	–	–	–	–	–	–
2123	5	5	7	1	1	–	2	3	7	2	1	–	–	–	–	–	–	–
2211	–	11	9	–	–	–	–	–	–	–	10	9	–	1	–	–	–	–
2212	61	52	45	2	–	4	34	35	31	23	15	8	2	2	2	–	–	–
2219	137	211	123	18	31	11	63	60	52	52	115	56	3	5	3	1	–	1
2221	31	15	17	1	–	2	19	13	13	11	2	1	–	–	1	–	–	–
2222	266	244	208	10	15	18	151	148	160	103	77	27	2	4	2	–	–	1
2223	62	48	31	10	11	7	33	29	23	18	7	1	–	1	–	1	–	–
2229	566	401	233	44	20	12	379	303	204	136	72	17	4	4	–	3	2	–
2311	155	122	105	7	2	2	113	101	96	34	19	6	1	–	1	–	–	–
2312	–	1	–	–	–	–	–	–	–	–	–	–	–	1	–	–	–	–
2319	24	15	22	1	1	1	13	8	18	8	6	3	2	–	–	–	–	–
2320	151	131	109	63	65	62	47	44	40	37	20	6	3	2	1	1	–	–
2330	427	303	241	19	10	17	192	178	180	197	101	37	14	12	7	5	2	–
2341	118	98	57	68	66	34	19	19	19	28	11	3	3	2	1	–	–	–
2342	358	159	136	4	2	5	90	70	79	246	68	40	16	18	10	2	1	2
2349	68	48	61	2	3	15	19	28	39	44	15	5	3	2	2	–	–	–
2391	204	131	120	8	11	10	95	72	83	95	46	23	4	2	3	2	–	1
2392	148	136	119	46	38	37	72	69	71	24	23	11	4	4	–	2	2	–
2399	195	112	97	58	24	38	85	61	51	49	23	8	2	3	–	1	1	–
2411	295	246	164	26	31	34	131	137	117	129	74	11	5	3	2	4	1	–
2412	260	162	76	90	45	26	102	82	39	62	33	7	5	1	3	1	1	1
2421	1	14	4	–	3	–	1	10	3	–	1	1	–	–	–	–	–	–
2422	154	134	119	72	64	68	53	55	42	26	13	6	1	2	2	2	–	1
2423	296	281	198	193	185	132	57	51	48	37	30	13	7	14	3	2	1	2
2424	269	175	86	134	86	42	93	71	38	38	14	3	4	4	2	–	–	1
2431	70	66	46	26	24	15	26	34	28	16	7	3	2	1	–	–	–	–
2439	5	6	4	1	4	–	1	2	3	3	–	1	–	–	–	–	–	–
2441	77	44	36	21	12	11	38	23	17	18	8	7	–	1	1	–	–	–
2442	–	–	2	–	–	–	–	–	–	–	–	2	–	–	–	–	–	–
2449	96	63	54	16	26	15	41	24	35	35	8	3	4	5	1	–	–	–
2451	573	546	303	238	267	165	206	207	111	121	67	25	7	5	2	1	–	–
2452	110	82	84	14	22	18	65	31	45	29	28	21	2	1	–	–	–	–
2511	415	389	285	64	63	31	218	224	216	123	95	33	9	6	3	1	1	2
2512	128	89	72	5	–	1	45	42	47	76	45	17	2	1	5	–	1	2
2513	189	174	100	27	25	9	110	112	83	49	35	7	1	2	1	2	–	–
2521	88	71	32	5	1	–	64	52	29	19	17	3	–	1	–	–	–	–
2522	7	20	17	–	–	–	5	5	7	2	13	9	–	2	1	–	–	–
2531	79	52	15	30	11	6	30	32	7	18	8	2	1	1	–	–	–	–
2532	116	62	66	10	3	7	70	49	53	30	9	5	5	–	1	1	1	–
2539	192	167	132	17	30	10	87	96	112	86	39	10	2	2	–	–	–	–
2541	5	3	1	–	–	–	–	1	1	4	1	–	1	1	–	–	–	–
2542	87	77	64	4	2	2	25	40	50	56	34	11	1	1	1	1	–	–
2543	22	22	13	2	1	1	11	13	10	9	8	1	–	–	1	–	–	–
2550	48	47	50	3	6	3	32	38	44	13	2	3	–	1	–	–	–	–
2591	62	36	49	3	2	1	44	23	45	15	11	3	–	–	–	–	–	–
2592	114	72	57	21	13	15	41	42	27	50	16	14	2	1	1	–	–	–
2593	41	31	22	–	3	3	22	14	14	19	13	4	–	1	1	–	–	–
2599	391	310	260	33	42	24	233	183	195	118	81	35	6	3	6	1	1	–
2610	39	58	58	4	26	16	28	26	38	6	6	4	1	–	–	–	–	–
2621	19	28	18	–	3	2	16	23	15	3	2	1	–	–	–	–	–	–
2622	49	51	32	4	3	3	32	45	27	13	3	2	–	–	–	–	–	–
2631	9	7	8	2	–	–	7	4	6	–	3	–	–	–	–	–	–	2
2632	14	14	12	2	2	1	8	12	11	4	–	–	–	–	–	–	–	–
2640	8	13	6	–	–	–	2	9	6	6	4	–	–	–	–	–	–	–
2651	36	54	32	10	18	6	21	35	26	3	1	–	–	–	–	2	–	–
2660	13	16	6	6	11	2	5	4	3	2	1	1	–	–	–	–	–	–
2670	–	–	1	–	–	–	–	–	1	–	–	–	–	–	–	–	–	–
2710	173	129	77	15	17	13	137	104	62	21	6	2	–	1	–	–	1	–
2721	3	5	10	–	–	–	3	–	1	–	2	9	–	3	–	–	–	–
2722	16	20	12	–	–	–	6	7	7	9	11	5	1	2	–	–	–	–
2731	64	49	71	9	2	31	41	36	36	14	10	2	–	1	2	–	–	–
2732	40	33	34	26	17	15	8	12	18	6	3	1	–	–	–	–	1	–
2733	69	94	79	12	32	22	45	51	53	11	11	4	–	–	–	1	–	–
2740	28	21	15	1	1	1	22	14	12	4	6	1	–	–	–	1	–	1
2751	27	52	48	6	4	6	18	23	24	3	24	18	–	1	–	–	–	–
2759	44	19	18	18	5	5	7	11	11	19	3	1	–	–	1	–	–	–
2790	98	55	59	25	19	16	56	26	35	16	9	8	1	–	–	–	1	–
2811	4	20	9	–	–	–	3	–	2	1	20	6	–	–	1	–	–	–
2812	18	20	18	–	2	–	10	14	14	8	3	3	–	1	1	–	–	–
2813	4	5	4	–	1	–	1	2	1	3	2	3	–	–	–	–	–	–
2814	1	1	1	–	–	–	1	1	1	–	–	–	–	–	–	–	–	–
2815	15	23	12	1	1	1	11	21	10	3	1	1	–	–	–	–	–	–
2821	40	59	51	17	–	2	14	47	44	9	12	4	–	–	–	–	–	1
2822	92	89	45	2	–	1	71	67	40	18	18	4	1	3	–	–	1	–
2823	25	42	22	2	1	1	8	30	20	14	11	1	1	–	–	–	–	–
2825	2	1	–	–	–	–	1	–	–	1	1	–	–	–	–	–	–	–
2829	188	156	129	20	33	24	123	95	92	41	26	13	3	2	–	1	–	–

Capítulo 46 - Minas Gerais

46.1 - Quantidade de acidentes do trabalho liquidados, por consequência, segundo a Classificação Nacional de Atividades Econômicas (CNAE), no estado de Minas Gerais - 2013/2015

(continuação)

CNAE	QUANTIDADE DE ACIDENTES DO TRABALHO LIQUIDADOS																	
	Total			Consequência														
				Assistência Médica			Menos de 15 dias			Mais de 15 dias			Incapacidade Permanente			Óbito		
	2013	2014	2015	2013	2014	2015	2013	2014	2015	2013	2014	2015	2013	2014	2015	2013	2014	2015
2831	–	2	1	–	–	–	–	1	–	–	–	–	–	–	1	–	1	–
2832	6	8	2	2	–	–	2	6	2	2	2	–	–	–	–	–	–	–
2833	49	73	96	–	4	1	27	47	83	22	21	12	–	1	–	–	–	–
2840	12	15	19	1	5	6	7	7	13	3	2	–	1	–	–	–	1	–
2851	1	–	–	–	–	–	–	–	–	1	–	–	–	–	–	–	–	–
2852	97	61	54	2	9	13	69	48	39	26	4	1	–	–	1	–	–	–
2854	66	41	43	26	17	13	19	20	27	21	4	2	–	–	–	–	–	1
2861	42	36	10	7	12	4	27	15	4	8	7	2	–	2	–	–	–	–
2862	18	13	15	–	4	–	11	5	13	7	4	2	–	–	–	–	–	–
2864	2	1	1	–	–	–	2	1	1	–	–	–	–	–	–	–	–	–
2865	1	–	–	–	–	–	–	–	–	–	–	–	1	–	–	–	–	–
2866	–	–	1	–	–	–	–	–	1	–	–	–	–	–	–	–	–	–
2869	93	72	66	7	9	6	42	43	53	39	19	5	5	1	1	–	–	1
2910	599	350	167	253	162	58	200	139	97	140	45	11	3	2	1	3	2	–
2920	88	28	18	44	13	6	19	7	7	20	8	4	5	–	1	–	–	–
2930	132	90	69	29	20	13	51	44	48	51	23	7	1	3	–	–	–	1
2941	191	71	47	32	9	6	108	53	35	51	8	6	–	1	–	–	–	–
2942	25	8	7	–	–	–	16	7	6	9	1	1	–	–	–	–	–	–
2943	44	46	14	1	–	–	31	37	13	12	9	–	–	–	1	–	–	–
2944	86	45	31	2	3	1	45	38	28	39	4	2	–	–	–	–	–	–
2945	59	54	48	3	5	7	33	37	38	23	11	3	–	1	–	–	–	–
2949	1.264	883	711	180	101	133	794	662	525	281	110	49	7	7	4	2	3	–
2950	18	18	17	–	–	–	8	14	14	10	4	3	–	–	–	–	–	–
3011	7	7	1	–	–	–	3	6	1	4	–	–	–	1	–	–	–	–
3012	–	–	2	–	–	–	–	–	1	–	–	1	–	–	–	–	–	–
3031	59	42	20	27	21	14	27	20	5	5	1	1	–	–	–	–	–	–
3032	1	2	3	–	–	3	–	1	–	1	1	–	–	–	–	–	–	–
3041	12	10	9	1	1	–	10	9	8	1	–	1	–	–	–	–	–	–
3042	1	–	–	–	–	–	1	–	–	–	–	–	–	–	–	–	–	–
3092	4	–	2	–	–	–	–	–	2	3	–	–	1	–	–	–	–	–
3099	4	13	3	–	2	1	2	6	2	1	4	–	1	1	–	–	–	–
3101	739	501	394	30	27	15	243	244	283	440	207	81	25	23	15	1	–	–
3102	279	265	66	104	124	14	92	122	45	78	15	7	5	3	–	–	1	–
3103	26	14	10	2	2	–	11	6	7	11	6	3	2	–	–	–	–	–
3104	75	65	56	5	2	3	38	45	51	29	17	1	3	1	1	–	–	–
3211	6	4	2	–	–	–	2	2	1	4	1	–	–	1	1	–	–	–
3212	4	6	2	–	–	–	3	2	–	1	2	2	–	1	–	–	1	–
3220	–	2	–	–	–	–	–	2	–	–	–	–	–	–	–	–	–	–
3230	11	17	26	–	–	–	3	–	5	7	17	21	–	–	–	1	–	–
3240	26	19	15	1	2	–	16	12	15	9	4	–	–	1	–	–	–	–
3250	137	96	81	4	8	4	78	65	65	53	20	8	2	3	3	–	–	1
3291	4	33	18	–	–	–	1	–	2	3	32	16	–	1	–	–	–	–
3292	61	28	18	20	1	–	28	24	15	11	3	3	2	–	–	–	–	–
3299	48	32	30	1	–	3	23	21	24	23	10	3	1	1	–	–	–	–
3311	6	4	6	1	1	–	2	1	5	3	2	1	–	–	–	–	–	–
3312	1	5	4	–	–	–	–	4	3	1	1	1	–	–	–	–	–	–
3313	33	23	21	4	1	–	17	18	17	11	4	2	1	–	–	–	–	2
3314	253	181	156	81	55	48	74	83	86	87	35	19	7	8	3	4	–	–
3315	2	3	3	2	–	–	–	–	2	–	2	1	–	1	–	–	–	–
3316	35	24	35	3	2	3	27	18	32	5	3	–	–	–	–	–	1	–
3319	13	12	19	1	3	4	8	7	13	4	2	2	–	–	–	–	–	–
3321	32	15	43	5	3	15	17	6	28	10	4	–	–	2	–	–	–	–
3329	11	15	2	–	3	–	2	6	–	9	4	2	–	2	–	–	–	–
3511	72	97	81	9	6	12	40	42	41	19	48	28	3	1	–	1	–	–
3512	3	3	4	–	–	–	2	–	4	1	3	–	–	–	–	–	–	–
3513	–	1	–	–	–	–	–	1	–	–	–	–	–	–	–	–	–	–
3514	95	100	94	24	20	19	47	66	70	20	13	5	3	1	–	1	–	–
3520	4	5	1	3	3	–	1	2	1	–	–	–	–	–	–	–	–	–
3530	–	2	1	–	1	1	–	1	–	–	–	–	–	–	–	–	–	–
3600	521	457	432	53	37	27	327	357	379	131	53	24	9	4	1	1	6	1
3702	12	4	4	8	2	2	2	2	2	2	–	–	–	–	–	–	–	–
3811	391	334	312	26	22	62	263	260	228	97	46	20	4	5	2	1	1	–
3812	12	11	8	4	8	3	5	2	5	3	–	–	–	1	–	–	–	–
3821	14	13	19	2	2	4	3	6	14	9	5	1	–	–	–	–	–	–
3822	17	13	33	3	3	8	10	7	25	4	3	–	–	–	–	–	–	–
3831	60	39	17	10	6	3	31	20	12	16	12	2	1	1	–	2	–	–
3832	26	21	17	2	1	–	5	7	14	17	13	3	2	–	–	–	–	–
3839	39	39	28	4	1	2	19	26	21	16	10	4	–	2	1	–	–	–
3900	28	22	9	19	12	7	7	9	2	2	1	–	–	–	–	–	–	–
4110	796	413	392	21	13	16	543	296	323	220	96	45	10	7	6	2	1	2
4120	2.753	1.996	1.690	253	195	123	1.277	1.264	1.312	1.139	452	195	69	68	54	15	17	6
4211	952	781	415	161	122	85	443	488	281	320	134	34	24	30	11	4	7	4
4212	269	207	156	93	87	53	100	85	93	67	23	7	6	10	3	3	2	–
4213	188	126	81	16	22	6	90	69	61	79	30	8	3	4	5	–	1	1
4221	552	564	571	94	82	130	270	270	266	168	201	167	11	9	6	9	2	2
4222	85	72	55	3	3	3	34	41	45	48	21	5	–	7	2	–	–	–
4223	3	36	16	2	5	1	–	12	5	1	19	9	–	–	–	–	–	1
4291	1	3	1	–	1	–	1	1	1	–	1	–	–	–	–	–	–	–
4292	496	390	185	305	276	110	70	76	62	115	33	4	6	3	6	–	2	3

Capítulo 46 - Minas Gerais

46.1 - Quantidade de acidentes do trabalho liquidados, por consequência, segundo a Classificação Nacional de Atividades Econômicas (CNAE), no estado de Minas Gerais - 2013/2015

(continuação)

CNAE	QUANTIDADE DE ACIDENTES DO TRABALHO LIQUIDADOS																	
	Total			Consequência														
				Assistência Médica			Menos de 15 dias			Mais de 15 dias			Incapacidade Permanente			Óbito		
	2013	2014	2015	2013	2014	2015	2013	2014	2015	2013	2014	2015	2013	2014	2015	2013	2014	2015
4299	368	285	175	47	33	32	137	184	106	168	55	21	12	11	15	4	2	1
4311	7	5	6	2	1	2	1	3	4	4	1	–	–	–	–	–	–	–
4312	56	49	38	17	21	10	23	19	25	15	7	3	–	1	–	1	1	–
4313	199	164	216	24	30	46	83	84	150	88	37	11	4	9	6	–	4	3
4319	14	12	10	6	4	2	3	7	4	5	1	3	–	–	1	–	–	–
4321	200	142	141	27	32	26	88	78	92	78	29	18	6	1	4	1	2	1
4322	76	81	44	5	7	2	44	60	34	25	13	8	2	1	–	–	–	–
4329	131	113	124	22	40	60	46	48	56	58	22	5	5	2	2	–	1	1
4330	202	170	103	12	9	4	92	97	80	94	43	13	4	15	6	–	6	–
4391	66	43	24	8	2	1	28	29	21	25	9	2	4	2	–	1	1	–
4399	312	192	130	12	20	16	132	107	82	158	55	26	8	10	5	2	–	1
4511	304	269	178	15	27	12	175	156	140	109	77	21	3	8	4	2	1	1
4512	7	52	28	–	–	–	–	3	2	7	49	26	–	–	–	–	–	–
4520	301	228	144	7	11	8	109	119	100	173	85	30	9	11	4	3	2	2
4530	540	405	388	16	10	11	189	221	274	315	160	89	16	13	12	4	1	2
4541	92	82	66	2	3	3	29	36	40	53	39	20	7	4	1	1	–	2
4542	2	–	2	–	–	–	2	–	2	–	–	–	–	–	–	–	–	–
4543	3	5	5	–	–	–	1	2	1	2	3	4	–	–	–	–	–	–
4611	–	2	1	–	–	–	–	1	1	–	1	–	–	–	–	–	–	–
4612	18	–	–	7	–	–	10	–	–	1	–	–	–	–	–	–	–	–
4613	–	1	–	–	1	–	–	–	–	–	–	–	–	–	–	–	–	–
4614	2	1	3	–	–	–	2	–	3	–	–	–	–	1	–	–	–	–
4616	–	1	–	–	–	–	–	1	–	–	–	–	–	–	–	–	–	–
4617	12	10	9	–	–	1	2	6	8	10	4	–	–	–	–	–	–	–
4618	8	–	1	–	–	–	1	–	1	5	–	–	2	–	–	–	–	–
4619	9	9	7	2	–	–	3	6	7	4	2	–	–	1	–	–	–	–
4621	174	197	149	8	14	3	105	147	127	59	31	17	2	4	2	–	1	–
4622	2	5	3	–	2	–	1	2	3	1	1	–	–	–	–	–	–	–
4623	48	35	45	1	–	3	21	20	30	25	12	6	1	2	–	–	1	6
4631	28	25	19	2	2	1	12	16	13	13	7	5	–	–	–	1	–	–
4632	17	14	8	2	–	–	2	6	7	12	7	1	1	–	–	–	1	–
4633	85	67	62	–	2	1	37	42	48	44	19	10	3	2	1	1	2	2
4634	93	79	62	–	4	6	51	57	52	40	13	2	1	3	1	1	2	1
4635	522	385	403	124	108	100	216	205	270	167	67	27	9	3	2	6	2	4
4636	3	2	3	–	1	–	1	–	3	2	1	–	–	–	–	–	–	–
4637	64	68	41	1	1	–	33	45	34	29	21	7	1	–	–	–	1	–
4639	178	137	115	7	6	1	99	87	99	70	40	13	–	3	1	2	1	1
4641	27	25	13	2	2	–	9	18	11	15	5	1	1	–	1	–	–	–
4642	16	16	11	–	–	1	8	13	8	7	3	1	1	–	1	–	–	–
4643	5	–	1	–	–	–	2	–	–	3	–	1	–	–	–	–	–	–
4644	43	34	48	2	3	2	24	25	40	17	5	5	–	1	–	–	–	1
4645	15	13	26	4	–	1	5	10	23	6	3	1	–	–	1	–	–	–
4646	45	29	50	1	–	6	22	17	36	22	12	7	–	–	1	–	–	–
4647	13	14	13	–	1	2	9	11	10	4	2	1	–	–	–	–	–	–
4649	27	19	20	1	1	1	9	10	15	12	8	2	5	–	2	–	–	–
4651	8	6	5	–	–	–	3	5	5	4	1	–	1	–	–	–	–	–
4652	2	1	1	–	–	–	1	–	1	1	1	–	–	–	–	–	–	–
4661	41	38	48	7	2	6	14	22	38	19	13	4	–	1	–	1	–	–
4662	40	33	25	8	7	7	26	21	14	6	5	3	–	–	1	–	–	–
4663	22	27	15	1	3	2	10	16	12	10	5	–	1	–	–	–	3	1
4664	–	8	3	–	–	–	–	4	2	–	3	1	–	–	–	–	1	–
4665	6	2	5	–	–	1	2	–	4	4	2	–	–	–	–	–	–	–
4669	14	14	20	2	2	4	3	9	15	8	3	1	1	–	–	–	–	–
4671	32	28	23	1	4	2	7	10	18	24	13	3	–	1	–	–	–	–
4672	45	34	18	7	–	3	31	24	10	7	10	3	–	–	2	–	–	–
4673	9	11	6	–	–	–	4	6	5	5	5	1	–	–	–	–	–	–
4674	8	6	10	–	–	1	3	5	6	4	–	3	1	1	–	–	–	–
4679	124	110	97	3	2	4	72	83	80	47	22	11	1	2	–	1	1	2
4681	37	33	24	5	2	1	9	19	17	20	10	5	3	1	1	–	1	–
4682	96	91	76	16	16	13	55	60	53	24	14	9	1	1	1	–	–	–
4683	43	76	59	2	9	4	23	47	52	17	18	2	1	1	–	–	1	1
4684	13	6	4	1	–	–	2	3	2	10	3	1	–	–	–	–	–	1
4685	45	26	18	8	1	2	21	16	15	13	9	1	2	–	–	1	–	–
4686	23	14	8	2	–	–	7	8	8	14	5	–	–	1	–	–	–	–
4687	138	92	88	4	8	4	56	51	57	73	27	21	5	6	6	–	–	–
4689	80	73	44	11	10	–	25	41	30	34	19	11	8	3	3	2	–	–
4691	121	81	78	5	1	2	62	59	65	53	19	8	1	2	2	–	–	1
4692	7	3	6	–	–	–	3	3	5	4	–	1	–	–	–	–	–	–
4693	171	188	170	15	20	5	96	127	147	54	35	13	5	5	4	1	1	1
4711	2.225	1.877	1.754	67	100	104	1.292	1.401	1.478	848	347	150	15	21	19	3	8	3
4712	214	140	126	9	10	7	68	71	95	131	51	22	3	7	2	3	1	–
4713	159	84	84	1	3	2	90	60	73	62	20	8	6	1	1	–	–	–
4721	200	129	122	2	5	2	61	65	92	124	53	23	13	5	5	–	1	–
4722	175	102	83	2	1	–	53	49	62	115	48	18	5	4	3	–	–	–
4723	64	29	37	2	–	2	20	10	21	39	16	10	3	3	4	–	–	–
4724	48	36	32	–	–	3	11	17	24	35	16	4	2	2	1	–	1	–
4729	56	72	44	1	1	2	16	41	33	35	28	9	4	2	–	–	–	–
4731	270	200	185	9	5	6	87	117	131	165	70	40	8	4	3	1	4	5
4732	10	5	3	1	–	–	4	1	2	4	4	1	–	–	–	1	–	–

Capítulo 46 - Minas Gerais

46.1 - Quantidade de acidentes do trabalho liquidados, por consequência, segundo a Classificação Nacional de Atividades Econômicas (CNAE), no estado de Minas Gerais - 2013/2015

(continuação)

CNAE	QUANTIDADE DE ACIDENTES DO TRABALHO LIQUIDADOS																	
	Total			Consequência														
				Assistência Médica			Menos de 15 dias			Mais de 15 dias			Incapacidade Permanente			Óbito		
	2013	2014	2015	2013	2014	2015	2013	2014	2015	2013	2014	2015	2013	2014	2015	2013	2014	2015
4741	38	17	30	–	–	1	13	7	18	24	10	10	1	–	1	–	–	–
4742	58	40	32	4	–	1	25	20	21	27	17	9	2	2	1	–	1	–
4743	104	84	63	1	3	–	43	45	53	55	33	9	5	3	1	–	–	–
4744	851	654	532	16	18	16	280	359	393	519	240	99	30	29	22	6	8	2
4751	71	63	44	1	4	3	23	26	35	43	32	6	4	1	–	–	–	–
4752	27	43	21	–	4	–	11	22	21	15	17	–	1	–	–	–	–	–
4753	236	183	166	5	15	4	107	119	140	120	44	20	3	3	1	1	2	1
4754	134	83	75	2	2	6	35	39	44	94	36	20	3	5	3	–	1	2
4755	49	39	40	1	1	–	11	23	31	36	11	7	1	3	1	–	1	1
4756	1	5	2	–	1	–	–	2	1	1	2	1	–	–	–	–	–	–
4757	18	21	18	–	2	–	7	12	15	11	7	3	–	–	–	–	–	–
4759	43	33	34	3	1	2	15	21	24	22	11	8	3	–	–	–	–	–
4761	50	44	24	–	2	1	26	28	17	23	14	5	1	–	1	–	–	–
4762	1	1	1	–	–	–	1	–	1	–	1	–	–	–	–	–	–	–
4763	36	30	23	2	2	–	10	18	19	24	10	4	–	–	–	–	–	–
4771	317	253	224	19	20	18	130	131	168	162	101	36	6	1	1	–	–	1
4772	28	21	24	3	2	12	7	10	10	18	9	2	–	–	–	–	–	–
4773	6	7	7	1	–	1	3	2	6	2	5	–	–	–	–	–	–	–
4774	13	15	10	–	–	–	4	10	9	9	4	1	–	1	–	–	–	–
4781	230	135	124	7	10	5	75	61	91	146	61	22	2	3	5	–	–	1
4782	88	67	71	2	1	4	37	44	56	48	21	10	1	–	1	–	1	–
4783	11	7	5	–	–	1	7	2	3	4	3	1	–	2	–	–	–	–
4784	102	54	75	2	–	3	17	20	49	77	29	21	6	4	2	–	1	–
4785	8	6	8	–	1	–	1	3	6	6	2	2	1	–	–	–	–	–
4789	249	201	168	9	11	8	83	104	120	142	74	31	14	10	7	1	2	2
4911	181	108	89	121	54	42	26	42	42	29	10	5	3	2	–	2	–	–
4912	31	19	24	5	4	5	21	9	16	4	6	2	–	–	–	1	–	1
4921	804	486	347	19	36	17	242	307	276	518	118	39	23	21	12	2	4	3
4922	504	349	298	13	12	11	229	241	245	242	78	29	15	16	9	5	2	4
4923	14	15	11	–	–	2	5	7	4	5	7	3	2	–	2	2	1	–
4924	11	8	6	–	–	–	2	2	3	7	5	3	2	1	–	–	–	–
4929	90	47	59	11	6	12	15	18	29	59	19	12	5	2	5	–	2	1
4930	2.350	1.724	1.553	158	135	124	966	972	1.118	1.123	509	205	55	54	44	48	54	62
4940	7	1	2	7	–	–	–	1	2	–	–	–	–	–	–	–	–	–
5012	–	–	1	–	–	1	–	–	–	–	–	–	–	–	–	–	–	–
5021	2	–	–	–	–	–	–	–	–	2	–	–	–	–	–	–	–	–
5030	–	18	7	–	–	–	–	–	1	–	16	6	–	2	–	–	–	–
5091	3	–	–	–	–	–	–	–	–	3	–	–	–	–	–	–	–	–
5099	1	–	–	–	–	–	–	–	–	–	–	–	1	–	–	–	–	–
5111	46	89	65	1	1	–	32	42	27	12	46	38	1	–	–	–	–	–
5112	10	11	8	1	3	–	8	5	3	1	3	5	–	–	–	–	–	–
5120	2	3	1	–	–	–	2	1	–	–	2	1	–	–	–	–	–	–
5211	204	151	136	37	14	12	81	80	88	77	52	33	9	1	2	–	4	1
5212	39	90	82	5	9	8	19	18	32	14	60	42	1	3	–	–	–	–
5221	24	26	58	2	1	7	13	18	45	7	6	5	–	1	–	2	–	1
5222	6	2	4	1	–	–	3	1	3	2	1	1	–	–	–	–	–	–
5223	32	23	26	1	1	–	13	12	21	15	7	3	3	3	–	–	–	2
5229	51	52	49	–	10	4	16	23	39	33	16	3	–	2	2	2	1	1
5231	–	1	2	–	–	–	–	–	–	–	1	2	–	–	–	–	–	–
5232	3	5	2	–	–	–	2	–	–	1	5	2	–	–	–	–	–	–
5240	43	27	38	–	2	2	28	20	32	14	5	4	1	–	–	–	–	–
5250	124	113	61	29	26	10	62	71	41	31	16	8	2	–	2	–	–	–
5310	753	876	1.102	19	14	80	558	821	996	169	31	21	7	8	3	–	2	2
5320	88	52	51	1	1	1	16	22	40	66	26	8	5	3	1	–	–	1
5510	244	187	188	18	7	12	79	122	136	141	53	28	5	3	11	1	2	1
5590	14	14	4	–	–	–	3	5	4	10	8	–	1	1	–	–	–	–
5611	1.116	656	600	20	20	19	370	389	468	701	222	96	24	23	17	1	2	–
5612	3	2	4	–	–	–	–	2	2	3	–	1	–	–	1	–	–	–
5620	608	375	288	100	76	55	270	242	218	232	48	10	5	8	4	1	1	1
5811	6	5	8	–	–	–	6	3	8	–	2	–	–	–	–	–	–	–
5812	6	2	4	–	–	2	3	2	2	3	–	–	–	–	–	–	–	–
5813	–	–	2	–	–	–	–	–	2	–	–	–	–	–	–	–	–	–
5819	1	2	–	–	–	–	–	1	–	1	1	–	–	–	–	–	–	–
5821	1	3	–	–	–	–	1	3	–	–	–	–	–	–	–	–	–	–
5822	30	26	27	1	1	–	17	15	25	11	9	2	1	1	–	–	–	–
5823	1	1	–	–	–	–	–	1	–	1	–	–	–	–	–	–	–	–
5829	19	14	13	1	–	–	6	5	8	11	8	4	1	1	1	–	–	–
5911	1	5	2	–	–	–	–	1	–	1	4	2	–	–	–	–	–	–
5912	1	–	–	–	–	–	1	–	–	–	–	–	–	–	–	–	–	–
5914	6	10	3	2	2	–	1	3	1	3	5	2	–	–	–	–	–	–
6010	8	29	13	–	–	–	4	2	3	4	27	10	–	–	–	–	–	–
6021	16	29	20	1	–	2	11	14	13	3	14	4	1	–	1	–	1	–
6022	–	2	–	–	–	–	–	2	–	–	–	–	–	–	–	–	–	–
6110	66	53	50	4	4	4	42	36	34	20	13	12	–	–	–	–	–	–
6120	44	26	45	4	2	–	25	16	37	15	6	8	–	–	–	–	2	–
6130	–	2	–	–	–	–	–	1	–	–	1	–	–	–	–	–	–	–
6141	21	36	13	1	–	–	15	31	11	5	5	2	–	–	–	–	–	–
6142	–	3	2	–	–	–	–	3	2	–	–	–	–	–	–	–	–	–
6190	39	31	35	2	2	4	23	18	24	13	10	7	–	1	–	1	–	–
6201	13	214	128	1	3	–	10	17	10	2	194	116	–	–	1	–	–	1

Capítulo 46 - Minas Gerais

46.1 - Quantidade de acidentes do trabalho liquidados, por consequência, segundo a Classificação Nacional de Atividades Econômicas (CNAE), no estado de Minas Gerais - 2013/2015

(continuação)

CNAE	QUANTIDADE DE ACIDENTES DO TRABALHO LIQUIDADOS																	
	Total			Consequência														
				Assistência Médica			Menos de 15 dias			Mais de 15 dias			Incapacidade Permanente			Óbito		
	2013	2014	2015	2013	2014	2015	2013	2014	2015	2013	2014	2015	2013	2014	2015	2013	2014	2015
6202	11	8	19	1	1	2	3	6	12	7	1	5	–	–	–	–	–	–
6203	7	8	15	–	1	–	2	7	13	5	–	2	–	–	–	–	–	–
6204	21	20	23	3	3	–	11	16	22	7	1	–	–	–	–	–	–	1
6209	33	27	25	–	1	2	16	21	20	17	3	3	–	1	–	–	1	–
6311	29	25	19	4	1	–	13	9	11	11	15	7	1	–	–	–	–	1
6319	1	1	3	–	–	–	–	1	2	1	–	1	–	–	–	–	–	–
6399	5	2	1	–	–	–	–	1	–	5	1	1	–	–	–	–	–	–
6410	3	3	3	–	–	–	2	2	2	1	–	1	–	–	–	–	1	–
6421	70	23	35	41	10	14	18	9	19	10	4	1	–	–	1	1	–	–
6422	234	147	130	3	3	3	62	75	97	164	57	25	3	12	4	2	–	1
6423	56	29	29	1	1	1	18	20	22	36	8	4	1	–	2	–	–	–
6424	23	14	22	–	2	1	10	9	18	13	2	2	–	1	1	–	–	–
6433	3	1	–	–	–	–	2	1	–	1	–	–	–	–	–	–	–	–
6434	–	–	1	–	–	–	–	–	1	–	–	–	–	–	–	–	–	–
6435	–	1	–	–	–	–	–	–	–	–	1	–	–	–	–	–	–	–
6436	–	4	–	–	1	–	–	3	–	–	–	–	–	–	–	–	–	–
6462	27	31	27	2	5	–	16	20	21	8	5	4	–	1	–	1	–	2
6463	6	8	11	–	–	–	2	2	9	3	6	1	–	–	–	1	–	1
6470	1	4	–	–	–	–	1	4	–	–	–	–	–	–	–	–	–	–
6491	–	–	1	–	–	–	–	–	1	–	–	–	–	–	–	–	–	–
6493	19	4	4	1	–	–	9	3	2	7	1	2	2	–	–	–	–	–
6499	1	1	–	–	–	–	–	1	–	1	–	–	–	–	–	–	–	–
6511	2	5	3	–	–	–	–	2	3	2	3	–	–	–	–	–	–	–
6512	3	2	–	–	–	–	1	2	–	2	–	–	–	–	–	–	–	–
6541	1	4	2	–	–	–	1	4	1	–	–	1	–	–	–	–	–	–
6550	99	75	103	25	19	38	52	49	61	21	6	4	1	1	–	–	–	–
6611	–	–	1	–	–	–	–	–	–	–	–	–	–	–	1	–	–	–
6612	–	–	2	–	–	–	–	–	2	–	–	–	–	–	–	–	–	–
6613	3	7	6	–	–	–	3	–	1	–	7	5	–	–	–	–	–	–
6619	6	5	5	–	1	1	3	3	3	2	1	1	1	–	–	–	–	–
6621	2	3	3	–	–	–	1	–	–	1	3	3	–	–	–	–	–	–
6622	2	11	8	–	–	1	–	4	7	2	6	–	–	1	–	–	–	–
6629	3	6	3	–	1	–	1	4	1	1	–	2	1	–	–	–	1	–
6630	16	9	18	–	–	–	3	1	9	13	8	9	–	–	–	–	–	–
6810	70	80	66	1	3	4	36	41	50	30	30	8	2	4	4	1	2	–
6821	23	21	19	1	2	1	10	13	15	12	4	3	–	2	–	–	–	–
6822	26	18	20	1	2	1	15	11	17	10	5	2	–	–	–	–	–	–
6911	24	12	8	2	–	–	13	10	8	9	2	–	–	–	–	–	–	–
6912	6	2	3	–	–	–	4	2	3	2	–	–	–	–	–	–	–	–
6920	116	106	105	4	14	12	51	59	80	58	32	12	3	1	–	–	–	1
7010	1	5	1	–	–	–	1	–	–	–	5	1	–	–	–	–	–	–
7020	47	48	43	7	5	6	22	37	31	17	5	3	1	1	2	–	–	1
7111	13	12	2	5	4	1	3	6	1	3	2	–	1	–	–	1	–	–
7112	336	272	242	50	43	24	157	162	183	122	53	24	7	8	7	–	6	4
7119	38	34	28	7	6	2	15	22	22	11	4	3	1	–	–	4	2	1
7120	27	15	15	3	2	1	18	12	11	5	1	3	1	–	–	–	–	–
7210	60	44	40	17	7	7	35	32	28	6	2	4	2	3	1	–	–	–
7220	7	16	7	–	3	–	7	6	6	–	7	1	–	–	–	–	–	–
7311	3	9	10	–	–	–	2	–	3	1	9	7	–	–	–	–	–	–
7312	1	–	2	–	–	–	–	–	2	1	–	–	–	–	–	–	–	–
7319	34	24	35	2	–	–	9	14	27	22	10	5	–	–	3	1	–	–
7320	3	11	10	–	1	–	1	7	8	2	2	2	–	1	–	–	–	–
7410	2	1	1	–	–	–	1	–	1	1	1	–	–	–	–	–	–	–
7420	7	13	11	–	1	–	4	2	4	3	10	7	–	–	–	–	–	–
7490	75	44	37	11	4	5	44	33	27	19	7	4	–	–	–	1	–	1
7500	4	6	2	1	–	–	1	5	1	2	1	1	–	–	–	–	–	–
7711	49	36	27	4	3	1	17	22	25	28	8	1	–	1	–	–	2	–
7719	14	8	5	–	–	–	4	4	3	10	4	1	–	–	–	–	–	1
7721	4	2	–	–	–	–	1	1	–	3	1	–	–	–	–	–	–	–
7722	3	–	1	–	–	–	2	–	1	1	–	–	–	–	–	–	–	–
7723	16	3	6	–	–	–	5	2	3	11	1	3	–	–	–	–	–	–
7729	9	7	2	–	–	–	1	6	1	6	1	1	2	–	–	–	–	–
7731	19	29	18	1	1	3	5	12	9	11	15	4	1	1	1	1	–	1
7732	161	89	83	14	10	10	72	47	57	71	28	12	3	3	4	1	1	–
7733	11	8	14	–	1	2	4	4	10	7	3	2	–	–	–	–	–	–
7739	96	74	80	9	9	13	33	45	54	52	19	10	2	–	3	–	1	–
7740	1	–	4	1	–	2	–	–	1	–	–	1	–	–	–	–	–	–
7810	30	19	25	6	–	2	13	15	19	8	2	3	3	2	1	–	–	–
7820	246	160	78	39	14	6	83	112	57	115	28	9	8	5	6	1	1	–
7830	205	89	88	28	6	10	75	60	69	96	21	9	5	2	–	1	–	–
7911	4	7	7	–	–	–	–	4	5	3	3	2	1	–	–	–	–	–
7990	1	1	–	–	–	–	1	1	–	–	–	–	–	–	–	–	–	–
8011	257	227	163	5	15	18	107	120	111	128	83	25	13	7	7	4	2	2
8012	152	130	124	10	6	7	85	93	96	53	31	19	4	–	2	–	–	–
8020	126	93	72	3	3	8	81	67	51	42	21	12	–	1	1	–	1	–
8030	–	23	18	–	–	–	–	–	–	–	23	18	–	–	–	–	–	–
8111	46	39	44	2	–	5	18	26	38	25	13	1	1	–	–	–	–	–
8112	412	302	287	21	28	33	189	173	196	193	92	47	7	8	9	2	1	2
8121	661	313	251	60	48	49	240	166	166	349	83	23	12	15	11	–	1	2
8122	65	14	6	1	1	–	37	6	3	27	6	3	–	1	–	–	–	–

Capítulo 46 - Minas Gerais

46.1 - Quantidade de acidentes do trabalho liquidados, por consequência, segundo a Classificação Nacional de Atividades Econômicas (CNAE), no estado de Minas Gerais - 2013/2015

(conclusão)

CNAE	QUANTIDADE DE ACIDENTES DO TRABALHO LIQUIDADOS																	
	Total			Consequência														
				Assistência Médica			Menos de 15 dias			Mais de 15 dias			Incapacidade Permanente			Óbito		
	2013	2014	2015	2013	2014	2015	2013	2014	2015	2013	2014	2015	2013	2014	2015	2013	2014	2015
8129	92	54	66	11	12	16	36	27	43	41	13	5	4	2	–	–	–	2
8130	22	23	37	2	1	5	6	8	18	13	14	13	1	–	1	–	–	–
8211	302	165	153	18	22	26	96	88	94	182	52	26	5	2	5	1	1	2
8219	65	75	43	2	3	4	32	51	32	31	21	7	–	–	–	–	–	–
8220	577	311	305	51	30	26	279	240	264	242	37	15	3	2	–	2	2	–
8230	26	18	36	–	–	1	9	10	27	17	7	8	–	–	–	–	1	–
8291	44	43	22	1	2	1	14	16	11	28	25	10	1	–	–	–	–	–
8292	8	2	2	1	–	–	3	2	1	4	–	–	–	–	1	–	–	–
8299	328	273	242	37	38	37	155	171	178	130	57	21	4	3	5	2	4	1
8411	4.967	2.797	2.672	571	603	632	1.402	1.704	1.768	2.881	379	190	104	101	75	9	10	7
8412	12	1	1	–	–	–	2	1	–	10	–	1	–	–	–	–	–	–
8413	4	3	1	1	–	–	2	2	1	1	1	–	–	–	–	–	–	–
8422	5	4	1	–	1	–	5	3	1	–	–	–	–	–	–	–	–	–
8423	9	14	8	1	1	1	3	11	6	5	2	1	–	–	–	–	–	–
8424	5	4	15	–	–	2	4	3	11	1	1	2	–	–	–	–	–	–
8425	–	–	1	–	–	–	–	–	1	–	–	–	–	–	–	–	–	–
8430	3	–	4	–	–	–	2	–	4	1	–	–	–	–	–	–	–	–
8511	37	418	356	3	3	1	19	19	15	15	394	338	–	2	2	–	–	–
8512	49	27	31	2	1	3	17	13	24	29	12	3	1	1	1	–	–	–
8513	107	93	79	8	9	3	41	59	71	56	24	5	2	1	–	–	–	–
8520	70	37	52	6	–	4	30	31	45	33	6	3	1	–	–	–	–	–
8531	175	164	152	24	28	22	83	85	105	65	50	25	2	1	–	1	–	–
8532	245	160	177	85	39	58	120	97	111	37	23	7	3	1	1	–	–	–
8533	11	22	21	1	3	4	6	16	16	4	2	1	–	1	–	–	–	–
8541	13	11	9	4	1	–	4	6	8	5	3	1	–	1	–	–	–	–
8542	4	13	12	–	–	–	2	2	5	2	11	7	–	–	–	–	–	–
8550	248	157	146	9	8	6	179	137	133	58	11	7	1	1	–	1	–	–
8591	2	2	3	–	–	–	–	2	3	2	–	–	–	–	–	–	–	–
8592	1	1	2	–	–	–	–	–	1	1	1	1	–	–	–	–	–	–
8593	4	5	7	–	1	–	2	3	6	2	1	1	–	–	–	–	–	–
8599	220	193	209	10	11	11	134	137	177	73	41	15	3	2	1	–	2	5
8610	6.274	5.707	5.662	3.611	3.592	3.559	1.965	1.921	2.008	680	171	84	18	23	10	–	–	1
8621	17	19	30	3	3	8	13	12	21	1	4	–	–	–	–	–	–	1
8622	2	–	3	–	–	–	1	–	3	1	–	–	–	–	–	–	–	–
8630	142	145	173	65	74	83	46	60	85	30	11	4	1	–	1	–	–	–
8640	432	476	463	181	212	194	207	233	255	42	30	13	–	1	–	2	–	1
8650	66	47	64	31	28	32	23	12	30	12	4	2	–	3	–	–	–	–
8660	115	133	185	58	68	121	42	55	62	15	9	2	–	1	–	–	–	–
8690	97	132	111	34	65	55	42	61	49	20	4	5	1	1	1	–	1	1
8711	61	43	57	7	8	6	12	28	41	40	6	9	2	–	1	–	1	–
8712	5	3	4	–	1	1	2	1	2	3	1	1	–	–	–	–	–	–
8720	25	18	15	3	–	4	15	14	11	7	4	–	–	–	–	–	–	–
8730	58	46	50	13	13	8	26	24	40	18	8	2	1	1	–	–	–	–
8800	104	116	102	1	6	11	66	90	83	36	20	8	1	–	–	–	–	–
9001	28	20	10	1	1	1	14	12	9	13	5	–	–	1	–	–	1	–
9002	–	–	1	–	–	–	–	–	–	–	–	1	–	–	–	–	–	–
9003	–	2	4	–	–	–	–	1	2	–	1	1	–	–	–	–	–	1
9102	2	2	–	–	–	–	2	1	–	–	1	–	–	–	–	–	–	–
9103	5	4	1	–	–	1	3	3	–	2	1	–	–	–	–	–	–	–
9311	10	3	5	–	–	1	10	3	4	–	–	–	–	–	–	–	–	–
9312	129	120	134	3	4	2	67	84	114	53	29	17	6	2	1	–	1	–
9313	23	11	17	1	1	2	7	4	11	14	6	3	1	–	–	–	–	1
9319	8	6	4	–	–	1	1	1	3	7	4	–	–	1	–	–	–	–
9321	6	4	4	1	–	–	3	1	4	2	3	–	–	–	–	–	–	–
9329	27	19	12	6	1	–	13	12	8	8	6	4	–	–	–	–	–	–
9411	36	16	9	5	3	–	19	10	8	12	2	1	–	1	–	–	–	–
9412	33	8	9	7	–	1	22	6	8	3	2	–	1	–	–	–	–	–
9420	83	30	31	5	–	1	45	20	21	32	10	5	1	–	2	–	–	2
9430	443	314	327	31	54	60	219	186	232	180	65	26	13	9	7	–	–	2
9491	110	68	85	6	3	4	29	33	63	66	28	14	8	2	3	1	2	1
9492	1	117	66	–	–	–	–	1	–	1	116	66	–	–	–	–	–	–
9493	2	2	4	–	1	–	–	1	4	2	–	–	–	–	–	–	–	–
9499	66	39	46	12	4	8	21	23	34	31	10	3	2	2	1	–	–	–
9511	24	19	10	–	1	–	13	8	9	10	9	1	1	–	–	–	1	–
9512	11	8	1	–	–	–	8	8	1	3	–	–	–	–	–	–	–	–
9521	20	18	15	1	–	–	7	8	9	12	8	5	–	2	–	–	–	1
9529	16	13	5	–	1	–	3	5	4	13	6	1	–	1	–	–	–	–
9601	82	57	55	8	6	5	38	37	43	30	12	3	5	2	4	1	–	–
9602	21	14	14	–	1	1	3	7	11	17	4	2	–	2	–	1	–	–
9603	26	29	14	9	4	–	5	13	13	12	12	–	–	–	1	–	–	–
9609	19	22	19	–	–	–	4	12	15	14	9	3	1	–	1	–	1	–
9700	8	5	9	–	–	1	8	5	8	–	–	–	–	–	–	–	–	–
9900	–	1	–	–	–	–	–	–	–	–	1	–	–	–	–	–	–	–
Ignorado	3.221	16.025	12.108	20	24	28	406	357	424	2.484	15.318	11.443	306	323	207	5	3	6

Fonte: DATAPREV, CAT, SUB.
Nota: Os dados são preliminares, estando sujeitos a correções.

Capítulo 46 - Minas Gerais

46.2 - Quantidade mensal de acidentes do trabalho liquidados, por consequência, no estado de Minas Gerais - 2013/2015

MESES	QUANTIDADE DE ACIDENTES DO TRABALHO LIQUIDADOS																	
	Total			Consequência														
				Assistência Médica			Menos de 15 dias			Mais de 15 dias			Incapacidade Permanente			Óbito		
	2013	2014	2015	2013	2014	2015	2013	2014	2015	2013	2014	2015	2013	2014	2015	2013	2014	2015
TOTAL	**79.708**	**76.034**	**64.106**	**12.958**	**11.966**	**10.869**	**33.582**	**33.237**	**33.969**	**31.140**	**28.910**	**17.878**	**1.689**	**1.578**	**1.086**	**339**	**343**	**304**
Janeiro	6.311	6.199	5.499	1.094	1.015	868	2.767	2.614	2.585	2.277	2.413	1.899	150	133	127	23	24	20
Fevereiro	5.855	6.331	4.945	1.039	967	845	2.387	2.721	2.436	2.274	2.454	1.539	128	165	110	27	24	15
Março	6.585	6.178	5.951	1.079	983	1.012	2.659	2.665	3.280	2.659	2.390	1.483	156	107	145	32	33	31
Abril	7.159	6.254	5.107	1.215	1.029	892	3.013	2.716	2.607	2.757	2.347	1.462	143	130	117	31	32	29
Maio	6.826	6.709	5.318	1.051	1.063	894	2.885	2.898	2.892	2.707	2.582	1.367	142	134	130	41	32	35
Junho	6.718	6.031	5.366	1.116	939	899	2.877	2.585	2.917	2.574	2.369	1.419	124	116	108	27	22	23
Julho	7.260	6.834	5.805	1.119	1.059	940	3.075	2.964	3.178	2.911	2.659	1.589	114	125	80	41	27	18
Agosto	7.332	6.479	5.707	1.105	994	861	2.984	2.815	3.170	3.045	2.501	1.560	169	135	92	29	34	24
Setembro	6.938	6.924	5.522	1.097	1.016	923	2.974	3.152	3.007	2.691	2.576	1.518	157	142	51	19	38	23
Outubro	7.063	6.873	5.417	1.126	1.054	959	2.944	3.073	2.846	2.812	2.579	1.550	157	140	39	24	27	23
Novembro	6.215	6.084	5.145	998	983	947	2.673	2.697	2.760	2.386	2.240	1.358	135	143	41	23	21	39
Dezembro	5.446	5.138	4.324	919	864	829	2.344	2.337	2.291	2.047	1.800	1.134	114	108	46	22	29	24

Fonte: DATAPREV, CAT, SUB.
Nota: Os dados são preliminares, estando sujeitos a correções.

DISTRIBUIÇÃO DE ACIDENTES DO TRABALHO LIQUIDADOS, POR CONSEQUÊNCIA, NO ESTADO DE MINAS GERAIS - 2015

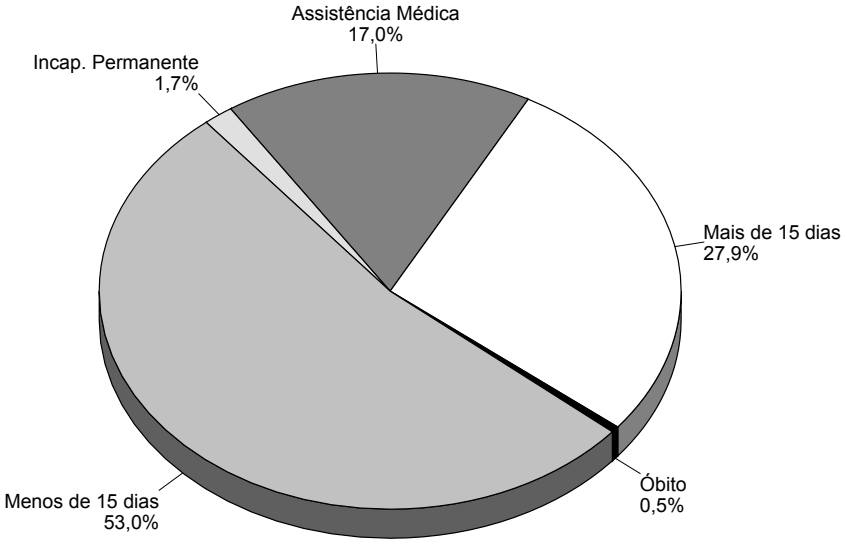

Fonte: DATAPREV, CAT, SUB.

Capítulo 47 - Espírito Santo

47.1 - Quantidade de acidentes do trabalho liquidados, por consequência, segundo a Classificação Nacional de Atividades Econômicas (CNAE), no estado do Espírito Santo - 2013/2015

(continua)

CNAE	QUANTIDADE DE ACIDENTES DO TRABALHO LIQUIDADOS																	
	Total			Consequência														
				Assistência Médica			Menos de 15 dias			Mais de 15 dias			Incapacidade Permanente			Óbito		
	2013	2014	2015	2013	2014	2015	2013	2014	2015	2013	2014	2015	2013	2014	2015	2013	2014	2015
TOTAL	**14.205**	**15.252**	**13.538**	**2.870**	**2.902**	**2.919**	**6.958**	**8.004**	**8.314**	**3.978**	**3.962**	**2.051**	**297**	**284**	**172**	**102**	**100**	**82**
0111	–	10	8	–	–	–	–	2	2	–	8	6	–	–	–	–	–	–
0112	3	9	5	–	–	–	3	3	1	–	6	4	–	–	–	–	–	–
0113	83	57	47	3	1	2	63	50	36	16	5	6	1	1	2	–	–	1
0116	1	–	–	–	–	–	1	–	–	–	–	–	–	–	–	–	–	–
0119	3	5	14	–	–	–	3	3	13	–	2	–	–	–	–	–	–	1
0121	3	10	6	–	–	–	3	1	1	–	9	5	–	–	–	–	–	–
0122	2	–	1	–	–	–	1	–	1	1	–	–	–	–	–	–	–	–
0132	9	63	21	–	–	–	9	32	17	–	22	3	–	–	–	–	9	1
0133	47	58	43	2	2	2	40	54	37	4	2	2	–	–	–	1	–	2
0134	39	39	29	–	–	–	21	22	23	17	16	5	1	–	–	–	1	1
0135	3	5	3	–	–	–	3	5	3	–	–	–	–	–	–	–	–	–
0139	15	8	16	–	–	1	15	8	15	–	–	–	–	–	–	–	–	–
0141	15	14	14	–	–	–	12	12	11	3	2	3	–	–	–	–	–	–
0142	1	1	1	–	–	–	1	1	1	–	–	–	–	–	–	–	–	–
0151	48	25	17	1	–	1	28	15	15	19	9	1	–	–	–	–	1	–
0152	1	1	2	–	–	–	1	–	2	–	1	–	–	–	–	–	–	–
0154	–	1	8	–	–	–	–	1	6	–	–	2	–	–	–	–	–	–
0155	7	15	12	–	1	2	5	11	9	2	3	1	–	–	–	–	–	–
0161	17	17	10	–	–	1	9	9	7	8	8	2	–	–	–	–	–	–
0162	1	2	–	–	–	–	–	–	–	1	2	–	–	–	–	–	–	–
0210	12	17	15	2	3	3	7	12	10	3	2	2	–	–	–	–	–	–
0220	–	3	–	–	3	–	–	–	–	–	–	–	–	–	–	–	–	–
0230	75	66	48	52	49	33	13	11	9	9	4	3	1	1	–	–	1	3
0322	–	–	1	–	–	–	–	–	1	–	–	–	–	–	–	–	–	–
0600	59	47	47	48	34	36	6	9	11	5	3	–	–	1	–	–	–	–
0710	76	102	92	58	69	71	16	25	13	2	7	8	–	–	–	–	1	–
0729	1	–	–	–	–	–	–	–	–	1	–	–	–	–	–	–	–	–
0810	152	152	140	3	6	8	80	95	100	63	39	21	3	6	8	3	6	3
0892	3	–	1	–	–	–	3	–	1	–	–	–	–	–	–	–	–	–
0893	3	6	3	1	1	–	2	5	3	–	–	–	–	–	–	–	–	–
0899	9	12	10	–	–	–	3	5	8	6	3	2	–	4	–	–	–	–
0910	63	66	83	55	52	27	6	9	42	1	4	5	1	–	1	–	1	8
0990	–	2	1	–	–	–	–	1	1	–	1	–	–	–	–	–	–	–
1011	68	157	172	–	2	1	52	126	164	15	29	7	1	–	–	–	–	–
1012	144	189	185	–	8	2	95	144	164	48	35	18	1	1	–	–	1	1
1013	2	3	3	–	–	–	1	2	3	1	1	–	–	–	–	–	–	–
1020	13	13	13	–	2	–	11	9	13	2	2	–	–	–	–	–	–	–
1031	10	12	5	4	6	–	2	4	3	4	2	1	–	–	1	–	–	–
1033	33	18	12	18	13	7	14	3	5	1	2	–	–	–	–	–	–	–
1051	4	6	3	–	–	–	4	4	3	–	2	–	–	–	–	–	–	–
1052	36	49	40	–	2	2	22	32	33	14	14	5	–	–	–	–	1	–
1053	3	1	4	–	–	–	1	1	3	2	–	1	–	–	–	–	–	–
1062	9	10	8	–	–	–	9	8	7	–	2	1	–	–	–	–	–	–
1063	–	1	1	–	–	–	–	–	–	–	1	1	–	–	–	–	–	–
1066	13	24	22	–	1	3	10	18	17	3	5	1	–	–	–	–	–	1
1069	4	–	1	–	–	–	2	–	1	2	–	–	–	–	–	–	–	–
1071	25	47	22	–	2	4	10	40	17	15	5	1	–	–	–	–	–	–
1081	5	1	1	–	–	–	–	–	1	5	1	–	–	–	–	–	–	–
1082	8	15	14	–	–	–	6	12	14	2	3	–	–	–	–	–	–	–
1091	57	52	38	3	1	–	32	29	31	22	20	5	–	2	2	–	–	–
1092	3	3	2	–	–	–	3	2	1	–	1	1	–	–	–	–	–	–
1093	75	53	37	19	14	23	28	27	13	18	7	–	10	5	1	–	–	–
1094	8	8	13	–	–	–	3	6	12	5	2	1	–	–	–	–	–	–
1095	3	2	–	–	–	–	1	1	–	2	–	–	–	1	–	–	–	–
1096	2	5	3	–	1	–	–	1	2	2	3	1	–	–	–	–	–	–
1099	11	11	4	4	3	2	4	5	2	3	3	–	–	–	–	–	–	–
1111	2	6	3	–	–	–	2	2	2	–	4	1	–	–	–	–	–	–
1112	–	1	1	–	–	–	–	–	–	–	1	1	–	–	–	–	–	–
1113	2	5	–	–	–	–	1	4	–	1	1	–	–	–	–	–	–	–
1121	4	2	2	–	–	–	2	–	1	2	2	–	–	–	1	–	–	–
1122	58	50	18	4	6	2	39	36	13	14	8	2	–	–	1	1	–	–
1311	1	–	–	–	–	–	–	–	–	1	–	–	–	–	–	–	–	–
1314	1	–	2	–	–	–	–	–	1	1	–	1	–	–	–	–	–	–
1323	–	1	–	–	–	–	–	–	–	–	–	–	–	1	–	–	–	–
1340	9	2	2	–	–	–	7	2	2	2	–	–	–	–	–	–	–	–
1351	5	1	6	–	–	–	2	1	6	2	–	–	–	–	–	1	–	–
1353	2	–	–	–	–	–	1	–	–	1	–	–	–	–	–	–	–	–
1354	–	2	–	–	–	–	–	2	–	–	–	–	–	–	–	–	–	–
1359	–	2	2	–	1	–	–	1	1	–	–	1	–	–	–	–	–	–
1411	17	12	4	–	–	–	10	7	4	7	5	–	–	–	–	–	–	–

Capítulo 47 - Espírito Santo

47.1 - Quantidade de acidentes do trabalho liquidados, por consequência, segundo a Classificação Nacional de Atividades Econômicas (CNAE), no estado do Espírito Santo - 2013/2015

(continuação)

CNAE	QUANTIDADE DE ACIDENTES DO TRABALHO LIQUIDADOS																	
	Total			Consequência														
				Assistência Médica			Menos de 15 dias			Mais de 15 dias			Incapacidade Permanente			Óbito		
	2013	2014	2015	2013	2014	2015	2013	2014	2015	2013	2014	2015	2013	2014	2015	2013	2014	2015
1412	71	54	46	3	–	–	31	43	33	34	11	11	3	–	1	–	–	1
1413	6	7	3	–	–	1	3	4	2	3	2	–	–	1	–	–	–	–
1414	5	1	5	–	–	–	4	–	5	1	1	–	–	–	–	–	–	–
1510	14	13	9	–	3	–	9	9	8	5	1	1	–	–	–	–	–	–
1521	–	–	2	–	–	–	–	–	1	–	–	1	–	–	–	–	–	–
1529	1	–	2	–	–	–	–	–	2	1	–	–	–	–	–	–	–	–
1531	5	2	1	1	–	–	1	1	1	3	1	–	–	–	–	–	–	–
1532	–	1	–	–	–	–	–	–	–	–	1	–	–	–	–	–	–	–
1539	13	11	10	–	–	–	7	8	10	4	3	–	1	–	–	1	–	–
1540	–	2	2	–	–	–	–	1	1	–	1	1	–	–	–	–	–	–
1610	48	40	33	–	–	–	14	17	19	31	18	11	3	4	3	–	1	–
1622	32	19	25	–	–	–	10	8	19	19	10	4	3	1	1	–	–	1
1623	25	36	22	–	–	–	14	19	17	10	16	4	1	1	1	–	–	–
1629	3	2	4	–	–	–	1	2	3	2	–	1	–	–	–	–	–	–
1710	74	65	55	65	57	44	8	5	9	1	3	2	–	–	–	–	–	–
1721	5	6	5	–	–	–	1	5	4	4	1	1	–	–	–	–	–	–
1731	2	2	3	–	–	–	1	–	3	1	1	–	–	1	–	–	–	–
1732	–	1	–	–	–	–	–	–	–	–	1	–	–	–	–	–	–	–
1733	2	4	5	–	–	–	1	2	4	1	1	1	–	1	–	–	–	–
1741	2	2	4	–	–	1	1	1	3	–	1	–	1	–	–	–	–	–
1749	–	–	1	–	–	–	–	–	–	–	–	1	–	–	–	–	–	–
1811	–	4	–	–	–	–	–	3	–	–	1	–	–	–	–	–	–	–
1812	4	8	12	–	1	1	–	1	6	4	6	5	–	–	–	–	–	–
1813	11	13	8	–	–	–	6	7	4	5	5	4	–	1	–	–	–	–
1821	2	–	–	–	–	–	–	–	–	1	–	–	–	–	–	1	–	–
1822	1	1	1	–	–	–	1	1	1	–	–	–	–	–	–	–	–	–
1910	3	3	2	3	3	2	–	–	–	–	–	–	–	–	–	–	–	–
1921	31	18	25	25	13	21	1	4	4	4	1	–	1	–	–	–	–	–
1931	100	96	82	2	7	6	88	83	69	10	5	5	–	1	1	–	–	1
2013	32	33	33	3	3	5	23	25	26	6	5	2	–	–	–	–	–	–
2014	–	–	2	–	–	2	–	–	–	–	–	–	–	–	–	–	–	–
2019	2	9	6	2	7	2	–	1	2	–	1	2	–	–	–	–	–	–
2022	–	–	1	–	–	–	–	–	–	–	–	1	–	–	–	–	–	–
2029	–	1	1	–	–	–	–	–	–	–	1	1	–	–	–	–	–	–
2031	–	1	–	–	–	–	–	–	–	–	1	–	–	–	–	–	–	–
2032	2	5	6	–	–	–	2	4	6	–	1	–	–	–	–	–	–	–
2040	–	–	1	–	–	–	–	–	–	–	–	1	–	–	–	–	–	–
2051	–	1	–	–	–	–	–	–	–	–	1	–	–	–	–	–	–	–
2061	1	–	1	–	–	–	1	–	1	–	–	–	–	–	–	–	–	–
2062	3	–	1	1	–	–	2	–	–	–	–	1	–	–	–	–	–	–
2063	10	9	6	–	–	–	9	6	6	1	2	–	–	1	–	–	–	–
2071	6	9	4	–	–	–	3	7	4	3	2	–	–	–	–	–	–	–
2073	–	2	2	–	–	–	–	2	2	–	–	–	–	–	–	–	–	–
2091	–	1	1	–	–	–	–	–	–	–	1	1	–	–	–	–	–	–
2092	1	–	–	–	–	–	–	–	–	1	–	–	–	–	–	–	–	–
2099	8	6	6	3	3	2	4	3	3	1	–	–	–	–	–	–	–	1
2121	10	13	8	5	2	3	3	11	5	2	–	–	–	–	–	–	–	–
2211	–	1	–	–	–	–	–	–	–	–	1	–	–	–	–	–	–	–
2212	7	9	15	–	–	2	5	6	12	2	1	1	–	–	–	–	2	–
2219	20	23	12	14	18	4	1	3	3	4	2	5	1	–	–	–	–	–
2221	2	2	1	–	–	–	–	2	1	2	–	–	–	–	–	–	–	–
2222	27	47	34	1	3	–	20	32	29	6	10	4	–	2	1	–	–	–
2223	1	–	1	–	–	–	–	–	1	1	–	–	–	–	–	–	–	–
2229	56	76	51	21	30	18	25	30	29	9	15	2	–	–	2	1	1	–
2311	1	2	4	–	–	1	1	–	1	–	2	1	–	–	–	–	–	1
2319	26	18	24	1	1	–	17	14	23	8	2	1	–	–	–	–	1	–
2320	46	47	22	2	10	3	29	32	17	14	5	2	–	–	–	1	–	–
2330	72	80	56	5	4	2	44	44	44	22	28	8	1	4	–	–	–	2
2341	1	1	1	–	–	–	1	–	1	–	–	–	–	1	–	–	–	–
2342	60	66	72	–	3	15	18	35	42	38	24	11	4	4	3	–	–	1
2349	17	10	6	2	2	–	4	5	5	9	2	–	2	1	1	–	–	–
2391	429	475	442	7	15	9	205	303	377	195	146	46	15	6	6	7	5	4
2392	1	1	–	1	1	–	–	–	–	–	–	–	–	–	–	–	–	–
2399	34	41	31	4	6	4	19	23	25	9	9	2	2	2	–	–	1	–
2411	36	47	18	7	12	5	27	31	10	1	4	3	–	–	–	1	–	–
2412	3	6	3	–	–	–	3	5	3	–	–	–	–	1	–	–	–	–
2422	28	50	44	21	37	32	3	7	8	4	6	3	–	–	–	–	–	1
2423	36	31	28	25	19	16	5	9	5	6	3	7	–	–	–	–	–	–
2424	2	4	3	1	1	–	1	–	3	–	3	–	–	–	–	–	–	–
2431	43	66	23	3	5	1	34	55	20	5	5	2	1	1	–	–	–	–
2441	–	19	17	–	1	–	–	16	16	–	2	1	–	–	–	–	–	–
2443	1	–	1	–	–	–	–	–	–	1	–	1	–	–	–	–	–	–

Capítulo 47 - Espírito Santo

47.1 - Quantidade de acidentes do trabalho liquidados, por consequência, segundo a Classificação Nacional de Atividades Econômicas (CNAE), no estado do Espírito Santo - 2013/2015

(continuação)

CNAE	QUANTIDADE DE ACIDENTES DO TRABALHO LIQUIDADOS																	
	Total			Consequência														
				Assistência Médica			Menos de 15 dias			Mais de 15 dias			Incapacidade Permanente			Óbito		
	2013	2014	2015	2013	2014	2015	2013	2014	2015	2013	2014	2015	2013	2014	2015	2013	2014	2015
2451	3	8	4	–	–	–	2	8	4	1	–	–	–	–	–	–	–	–
2511	186	127	97	12	16	3	145	84	81	26	27	12	3	–	1	–	–	–
2512	13	19	17	1	1	–	4	9	13	7	9	4	–	–	–	1	–	–
2513	23	33	17	6	1	1	15	27	15	1	4	1	–	–	–	1	1	–
2521	4	11	5	–	–	–	4	10	5	–	1	–	–	–	–	–	–	–
2522	–	–	2	–	–	–	–	–	–	–	–	2	–	–	–	–	–	–
2531	4	5	6	–	–	1	3	5	5	1	–	–	–	–	–	–	–	–
2532	14	26	19	–	–	4	13	21	13	1	5	2	–	–	–	–	–	–
2539	23	29	22	5	–	1	8	13	18	10	15	2	–	1	1	–	–	–
2542	8	8	3	–	–	–	4	2	3	4	6	–	–	–	–	–	–	–
2543	1	–	1	–	–	–	–	–	1	1	–	–	–	–	–	–	–	–
2592	1	–	–	–	–	–	–	–	–	1	–	–	–	–	–	–	–	–
2593	2	1	–	–	–	–	1	1	–	1	–	–	–	–	–	–	–	–
2599	56	55	44	–	–	2	49	44	38	6	11	3	–	–	1	1	–	–
2631	1	–	–	–	–	–	1	–	–	–	–	–	–	–	–	–	–	–
2651	3	4	3	2	1	1	1	3	2	–	–	–	–	–	–	–	–	–
2710	97	57	50	12	1	3	73	50	46	11	6	–	1	–	–	–	–	1
2721	–	–	1	–	–	–	–	–	–	–	–	1	–	–	–	–	–	–
2731	3	2	3	–	–	1	2	1	2	1	1	–	–	–	–	–	–	–
2733	9	13	17	3	8	2	4	4	13	2	1	2	–	–	–	–	–	–
2751	–	–	1	–	–	–	–	–	1	–	–	–	–	–	–	–	–	–
2790	–	1	–	–	–	–	–	1	–	–	–	–	–	–	–	–	–	–
2811	–	1	2	–	–	–	–	–	1	–	1	–	–	–	1	–	–	–
2812	1	5	4	–	–	–	1	3	3	–	2	1	–	–	–	–	–	–
2813	–	3	–	–	–	–	–	1	–	–	2	–	–	–	–	–	–	–
2815	1	–	–	–	–	–	–	–	–	1	–	–	–	–	–	–	–	–
2822	5	5	4	–	–	–	3	4	3	2	–	1	–	1	–	–	–	–
2823	4	1	1	1	–	–	2	1	1	1	–	–	–	–	–	–	–	–
2825	1	9	1	–	–	–	–	9	1	1	–	–	–	–	–	–	–	–
2829	9	8	18	3	4	7	4	1	6	2	3	3	–	–	2	–	–	–
2831	–	1	–	–	–	–	–	–	–	–	1	–	–	–	–	–	–	–
2833	8	6	7	1	–	–	5	3	7	2	2	–	–	1	–	–	–	–
2840	3	1	1	–	–	–	–	–	–	3	1	1	–	–	–	–	–	–
2851	1	–	–	–	–	–	1	–	–	–	–	–	–	–	–	–	–	–
2852	–	1	1	–	–	–	–	–	1	–	1	–	–	–	–	–	–	–
2861	7	3	6	–	–	1	3	–	5	–	3	–	2	–	–	2	–	–
2862	1	4	4	–	–	–	1	4	3	–	–	1	–	–	–	–	–	–
2869	6	15	15	3	5	6	3	7	7	–	3	1	–	–	1	–	–	–
2910	–	2	1	–	–	–	–	–	–	–	2	1	–	–	–	–	–	–
2920	1	2	10	1	–	3	–	2	6	–	–	1	–	–	–	–	–	–
2930	16	11	19	1	–	–	6	7	17	8	3	2	1	1	–	–	–	–
2941	1	1	–	–	–	–	–	1	–	1	–	–	–	–	–	–	–	–
2949	1	1	–	–	–	–	1	1	–	–	–	–	–	–	–	–	–	–
2950	–	–	1	–	–	–	–	–	1	–	–	–	–	–	–	–	–	–
3011	1	39	111	1	28	47	–	8	62	–	2	2	–	1	–	–	–	–
3032	4	11	5	–	–	–	3	9	5	1	2	–	–	–	–	–	–	–
3099	1	–	–	–	–	–	1	–	–	–	–	–	–	–	–	–	–	–
3101	112	150	120	–	7	9	68	109	95	41	26	16	2	6	–	1	2	–
3102	16	20	20	1	2	4	12	14	12	3	3	4	–	1	–	–	–	–
3103	–	1	–	–	–	–	–	1	–	–	–	–	–	–	–	–	–	–
3104	7	12	4	–	1	–	5	9	4	1	2	–	–	–	–	1	–	–
3211	1	1	–	–	–	–	1	–	–	–	1	–	–	–	–	–	–	–
3230	1	1	1	–	–	–	–	–	–	1	1	1	–	–	–	–	–	–
3240	–	1	–	–	–	–	–	–	–	–	1	–	–	–	–	–	–	–
3250	–	4	2	–	–	–	–	1	1	–	3	1	–	–	–	–	–	–
3291	3	7	8	–	–	–	–	–	–	2	7	8	1	–	–	–	–	–
3299	2	4	–	–	–	–	–	1	–	2	3	–	–	–	–	–	–	–
3311	1	2	–	–	–	–	1	–	–	–	2	–	–	–	–	–	–	–
3312	3	2	2	2	1	–	1	1	1	–	–	1	–	–	–	–	–	–
3313	1	7	3	–	2	1	–	4	2	1	1	–	–	–	–	–	–	–
3314	102	81	73	46	39	24	35	34	42	17	6	6	4	2	1	–	–	–
3317	9	3	12	2	1	2	5	2	10	2	–	–	–	–	–	–	–	–
3319	5	5	5	3	2	3	2	3	2	–	–	–	–	–	–	–	–	–
3321	8	5	7	1	1	1	6	2	5	1	1	1	–	1	–	–	–	–
3329	9	11	3	–	–	–	5	7	1	4	4	2	–	–	–	–	–	–
3511	–	5	2	–	–	–	–	2	2	–	2	–	–	–	–	–	1	–
3512	–	2	1	–	–	–	–	2	1	–	–	–	–	–	–	–	–	–
3514	13	19	30	2	7	20	7	7	5	2	4	4	1	1	–	1	–	1
3530	1	–	–	1	–	–	–	–	–	–	–	–	–	–	–	–	–	–
3600	50	43	39	10	7	13	31	27	22	7	8	4	1	1	–	1	–	–
3701	–	–	4	–	–	–	–	–	4	–	–	–	–	–	–	–	–	–
3702	13	8	17	–	2	–	6	4	14	7	2	3	–	–	–	–	–	–
3811	258	289	203	15	27	30	216	244	163	24	15	10	2	3	–	1	–	–

Capítulo 47 - Espírito Santo

47.1 - Quantidade de acidentes do trabalho liquidados, por consequência, segundo a Classificação Nacional de Atividades Econômicas (CNAE), no estado do Espírito Santo - 2013/2015

(continuação)

CNAE	QUANTIDADE DE ACIDENTES DO TRABALHO LIQUIDADOS																	
	Total			Consequência														
				Assistência Médica			Menos de 15 dias			Mais de 15 dias			Incapacidade Permanente			Óbito		
	2013	2014	2015	2013	2014	2015	2013	2014	2015	2013	2014	2015	2013	2014	2015	2013	2014	2015
3812	6	9	1	–	–	–	4	7	1	2	2	–	–	–	–	–	–	–
3821	39	27	31	2	9	6	24	14	23	13	3	2	–	1	–	–	–	–
3822	48	68	75	4	12	37	40	48	38	4	7	–	–	–	–	–	1	–
3831	5	9	19	3	2	2	–	6	16	2	1	1	–	–	–	–	–	–
3832	–	3	2	–	–	–	–	1	1	–	2	1	–	–	–	–	–	–
3839	5	2	10	–	–	–	4	1	7	1	1	1	–	–	–	–	–	2
3900	–	1	2	–	–	–	–	1	2	–	–	–	–	–	–	–	–	–
4110	228	207	124	4	16	4	169	158	111	54	28	7	1	3	2	–	2	–
4120	459	408	308	45	26	17	255	249	222	138	112	55	20	18	11	1	3	3
4211	122	114	82	23	26	14	64	51	59	32	32	7	–	3	1	3	2	1
4212	19	19	17	5	3	1	9	8	15	5	6	–	–	2	1	–	–	–
4213	23	20	25	1	2	4	10	12	19	8	3	2	3	–	–	1	3	–
4221	72	78	59	17	22	6	38	34	36	14	17	16	2	3	–	1	2	1
4222	24	7	21	–	1	2	18	5	18	6	1	1	–	–	–	–	–	–
4223	4	–	–	4	–	–	–	–	–	–	–	–	–	–	–	–	–	–
4291	5	37	14	5	13	3	–	20	9	–	3	2	–	1	–	–	–	–
4292	118	65	43	75	35	19	20	17	23	22	11	–	1	1	1	–	1	–
4299	53	23	18	6	–	2	28	19	13	16	4	2	2	–	1	1	–	–
4311	–	2	2	–	–	–	–	1	2	–	1	–	–	–	–	–	–	–
4312	2	1	–	1	–	–	1	1	–	–	–	–	–	–	–	–	–	–
4313	13	19	21	1	1	3	6	11	12	3	4	4	1	3	2	2	–	–
4319	–	2	1	–	–	–	–	1	–	–	1	–	–	–	1	–	–	–
4321	63	51	87	3	6	36	30	31	44	28	14	6	1	–	1	1	–	–
4322	20	19	17	4	1	2	10	12	11	6	5	4	–	1	–	–	–	–
4329	47	26	15	30	12	3	7	9	11	9	5	1	1	–	–	–	–	–
4330	38	39	20	4	13	1	12	12	15	21	13	3	1	1	1	–	–	–
4391	9	15	12	–	3	–	6	6	10	3	6	1	–	–	1	–	–	–
4399	84	86	70	21	17	23	38	46	37	24	19	8	1	3	–	–	1	2
4511	82	71	52	1	1	2	59	51	46	17	17	3	4	1	–	1	1	1
4512	4	–	1	–	–	–	1	–	–	2	–	1	1	–	–	–	–	–
4520	97	71	73	1	–	2	59	44	59	35	25	12	1	2	–	1	–	–
4530	98	106	99	2	1	8	54	60	69	38	39	18	3	4	4	1	2	–
4541	21	21	22	–	–	1	15	14	16	5	5	5	1	2	–	–	–	–
4543	1	2	–	–	–	–	–	–	–	1	1	–	–	1	–	–	–	–
4616	2	–	–	–	–	–	1	–	–	1	–	–	–	–	–	–	–	–
4617	4	3	2	1	1	–	1	–	2	2	2	–	–	–	–	–	–	–
4619	2	2	2	1	–	–	–	1	1	1	1	–	–	–	1	–	–	–
4621	27	19	13	1	2	–	17	12	11	8	5	2	1	–	–	–	–	–
4623	5	1	–	–	–	–	1	–	–	4	1	–	–	–	–	–	–	–
4631	6	3	4	–	–	–	4	2	3	2	1	1	–	–	–	–	–	–
4632	4	7	6	–	1	–	2	6	6	2	–	–	–	–	–	–	–	–
4633	23	30	27	–	–	2	12	19	22	11	9	3	–	2	–	–	–	–
4634	14	29	7	–	–	–	11	19	6	3	9	1	–	–	–	–	1	–
4635	74	58	64	9	7	6	41	34	45	23	16	12	1	1	–	–	–	1
4636	–	1	1	–	–	–	–	–	1	–	1	–	–	–	–	–	–	–
4637	11	14	15	–	1	5	8	11	9	3	2	1	–	–	–	–	–	–
4639	62	64	55	4	1	2	35	46	46	20	17	7	1	–	–	2	–	–
4641	15	17	12	1	7	5	11	9	7	3	1	–	–	–	–	–	–	–
4642	3	5	4	–	–	2	3	4	2	–	1	–	–	–	–	–	–	–
4643	2	5	1	1	–	–	1	4	1	–	1	–	–	–	–	–	–	–
4644	12	15	5	1	1	–	7	12	4	4	2	1	–	–	–	–	–	–
4645	3	3	2	–	1	1	2	–	1	1	2	–	–	–	–	–	–	–
4646	2	4	5	1	–	–	–	3	2	1	1	3	–	–	–	–	–	–
4647	6	3	3	–	–	–	1	3	3	5	–	–	–	–	–	–	–	–
4649	12	11	13	1	–	1	9	6	10	2	3	2	–	2	–	–	–	–
4651	–	2	3	–	–	1	–	–	2	–	2	–	–	–	–	–	–	–
4652	1	2	3	–	–	–	1	–	3	–	2	–	–	–	–	–	–	–
4661	10	2	12	1	–	–	3	2	12	6	–	–	–	–	–	–	–	–
4662	10	11	12	1	5	1	6	3	11	3	3	–	–	–	–	–	–	–
4663	12	7	6	2	4	1	6	1	5	4	2	–	–	–	–	–	–	–
4664	1	5	1	1	1	–	–	3	1	–	1	–	–	–	–	–	–	–
4665	–	–	1	–	–	–	–	–	1	–	–	–	–	–	–	–	–	–
4669	4	4	9	–	1	–	3	–	8	1	2	1	–	1	–	–	–	–
4671	2	1	2	–	–	–	2	1	2	–	–	–	–	–	–	–	–	–
4672	22	13	14	1	–	–	14	8	11	7	5	3	–	–	–	–	–	–
4673	4	3	4	–	–	–	3	3	4	1	–	–	–	–	–	–	–	–
4674	1	2	1	–	–	–	1	1	1	–	1	–	–	–	–	–	–	–
4679	33	28	43	1	1	1	18	18	35	13	6	6	–	2	–	1	1	1
4681	6	3	15	–	–	1	3	3	12	3	–	–	–	–	–	–	–	2
4682	39	46	47	3	–	2	20	36	42	15	8	3	1	2	–	–	–	–
4683	2	3	7	–	–	1	1	1	5	1	2	–	–	–	1	–	–	–
4684	5	3	2	1	–	–	2	1	2	2	2	–	–	–	–	–	–	–
4685	22	35	22	2	6	8	14	25	13	6	4	1	–	–	–	–	–	–

Capítulo 47 - Espírito Santo

47.1 - Quantidade de acidentes do trabalho liquidados, por consequência, segundo a Classificação Nacional de Atividades Econômicas (CNAE), no estado do Espírito Santo - 2013/2015

(continuação)

CNAE	QUANTIDADE DE ACIDENTES DO TRABALHO LIQUIDADOS																	
	Total			Consequência														
				Assistência Médica			Menos de 15 dias			Mais de 15 dias			Incapacidade Permanente			Óbito		
	2013	2014	2015	2013	2014	2015	2013	2014	2015	2013	2014	2015	2013	2014	2015	2013	2014	2015
4686	2	1	1	–	–	–	–	–	1	2	1	–	–	–	–	–	–	–
4687	33	22	32	2	–	1	17	9	27	13	13	3	1	–	1	–	–	–
4689	25	13	10	2	–	–	17	7	8	6	6	1	–	–	1	–	–	–
4691	6	6	11	–	–	1	5	5	10	1	1	–	–	–	–	–	–	–
4692	1	7	9	–	2	2	1	4	7	–	1	–	–	–	–	–	–	–
4693	83	68	70	3	1	2	60	53	64	17	14	3	2	–	1	1	–	–
4711	319	443	475	16	15	45	179	334	383	121	92	44	2	–	3	1	2	–
4712	26	21	21	–	–	–	8	7	15	18	14	5	–	–	1	–	–	–
4713	71	59	33	–	–	1	52	45	28	18	14	4	1	–	–	–	–	–
4721	49	28	29	2	1	3	10	14	17	33	11	8	4	2	1	–	–	–
4722	8	8	9	–	–	–	2	4	7	5	4	1	1	–	1	–	–	–
4723	14	6	5	1	–	–	4	1	3	8	4	2	–	1	–	1	–	–
4724	26	22	19	–	–	–	22	22	18	4	–	1	–	–	–	–	–	–
4729	12	9	9	1	–	–	5	4	8	6	5	1	–	–	–	–	–	–
4731	43	33	24	1	1	–	14	17	14	27	14	8	–	–	2	1	1	–
4741	8	15	5	–	–	–	2	8	4	6	7	1	–	–	–	–	–	–
4742	14	23	16	3	10	2	6	7	9	5	6	5	–	–	–	–	–	–
4743	12	15	7	2	–	–	4	11	5	6	4	2	–	–	–	–	–	–
4744	134	120	86	3	2	2	57	64	62	69	46	20	5	4	1	–	4	1
4751	18	8	8	1	–	1	7	6	5	10	2	2	–	–	–	–	–	–
4752	6	12	7	–	1	–	3	6	4	3	5	2	–	–	–	–	–	1
4753	28	32	21	–	–	1	16	15	15	11	14	4	1	3	–	–	–	1
4754	45	47	48	6	11	3	17	21	34	22	12	10	–	2	–	–	1	1
4755	11	6	4	–	–	–	4	3	3	6	2	1	1	–	–	–	1	–
4756	–	1	2	–	–	–	–	–	2	–	1	–	–	–	–	–	–	–
4757	3	6	2	–	–	–	–	3	1	2	2	1	1	–	–	–	1	–
4759	11	4	2	1	–	–	3	–	1	7	4	1	–	–	–	–	–	–
4761	5	8	7	1	–	1	1	4	6	3	3	–	–	1	–	–	–	–
4762	–	1	–	–	–	–	–	–	–	–	1	–	–	–	–	–	–	–
4763	4	6	7	–	–	1	1	3	6	3	3	–	–	–	–	–	–	–
4771	45	51	46	2	4	4	19	35	31	23	12	10	1	–	–	–	–	1
4772	6	7	6	–	–	–	3	5	4	3	2	2	–	–	–	–	–	–
4773	–	3	–	–	–	–	–	1	–	–	2	–	–	–	–	–	–	–
4774	4	4	7	–	1	–	2	2	7	2	1	–	–	–	–	–	–	–
4781	70	76	71	15	3	1	25	45	60	30	26	8	–	1	–	–	1	2
4782	27	22	32	4	6	3	11	14	26	9	1	3	2	1	–	1	–	–
4783	–	3	3	–	–	–	–	1	2	–	2	1	–	–	–	–	–	–
4784	16	18	15	–	1	–	6	8	9	10	9	6	–	–	–	–	–	–
4785	–	–	1	–	–	–	–	–	1	–	–	–	–	–	–	–	–	–
4789	60	50	38	5	7	6	28	31	27	22	11	5	4	–	–	1	1	–
4911	48	35	47	34	22	33	7	7	13	5	3	–	1	2	1	1	1	–
4921	103	117	103	2	3	1	49	76	74	47	33	20	4	4	3	1	1	5
4922	38	33	24	1	1	1	14	21	16	20	11	5	–	–	1	3	–	1
4923	4	2	3	–	1	2	2	1	1	2	–	–	–	–	–	–	–	–
4924	2	1	2	–	–	1	–	–	1	2	1	–	–	–	–	–	–	–
4929	15	12	8	2	1	1	4	7	6	6	3	–	1	1	–	2	–	1
4930	521	472	387	96	87	77	230	257	266	169	109	28	10	15	11	16	4	5
4940	5	16	8	4	9	4	–	5	2	1	2	–	–	–	–	–	–	2
5011	6	5	5	1	1	3	4	3	2	1	–	–	–	1	–	–	–	–
5012	–	2	–	–	–	–	–	1	–	–	–	–	–	–	–	–	1	–
5030	41	21	20	15	8	7	17	7	12	8	4	–	1	1	1	–	1	–
5111	16	16	12	1	1	1	11	8	8	4	7	3	–	–	–	–	–	–
5112	3	4	3	–	1	–	3	3	2	–	–	1	–	–	–	–	–	–
5211	26	26	29	3	1	4	19	15	18	4	10	5	–	–	1	–	–	1
5212	45	48	43	20	12	9	10	20	24	14	15	10	1	1	–	–	–	–
5221	8	18	24	–	2	1	8	12	23	–	4	–	–	–	–	–	–	–
5222	–	1	1	–	–	–	–	1	1	–	–	–	–	–	–	–	–	–
5223	4	3	8	2	–	–	2	2	7	–	–	1	–	1	–	–	–	–
5229	11	14	12	2	–	–	4	7	6	5	4	4	–	2	2	–	1	–
5231	70	67	90	19	24	50	39	28	27	12	15	13	–	–	–	–	–	–
5232	5	11	2	–	2	1	4	7	1	1	2	–	–	–	–	–	–	–
5239	11	8	10	–	2	2	9	5	6	2	1	1	–	–	–	–	–	1
5240	16	7	5	–	1	1	12	5	3	3	1	–	1	–	1	–	–	–
5250	88	57	61	6	4	5	62	40	52	18	13	4	1	–	–	1	–	–
5310	162	148	138	54	50	43	80	78	84	28	20	9	–	–	2	–	–	–
5320	58	43	22	–	–	1	28	26	15	29	14	6	–	2	–	1	1	–
5510	43	37	40	5	4	5	23	20	28	15	11	7	–	2	–	–	–	–
5590	1	1	–	–	–	–	–	–	–	1	1	–	–	–	–	–	–	–
5611	234	202	170	14	4	7	130	133	131	83	62	28	7	2	4	–	1	–
5612	1	–	5	–	–	–	–	–	3	1	–	2	–	–	–	–	–	–
5620	103	113	91	37	37	25	38	60	59	27	13	7	1	3	–	–	–	–
5811	1	1	–	–	–	–	1	1	–	–	–	–	–	–	–	–	–	–
5812	–	2	2	–	–	–	–	1	2	–	1	–	–	–	–	–	–	–

Capítulo 47 - Espírito Santo

47.1 - Quantidade de acidentes do trabalho liquidados, por consequência, segundo a Classificação Nacional de Atividades Econômicas (CNAE), no estado do Espírito Santo - 2013/2015

(continuação)

CNAE	QUANTIDADE DE ACIDENTES DO TRABALHO LIQUIDADOS																	
	Total			Consequência														
				Assistência Médica			Menos de 15 dias			Mais de 15 dias			Incapacidade Permanente			Óbito		
	2013	2014	2015	2013	2014	2015	2013	2014	2015	2013	2014	2015	2013	2014	2015	2013	2014	2015
5819	–	1	–	–	–	–	–	1	–	–	–	–	–	–	–	–	–	–
5821	2	–	–	–	–	–	1	–	–	1	–	–	–	–	–	–	–	–
5822	17	18	31	1	1	1	12	15	27	4	2	2	–	–	1	–	–	–
5829	–	2	2	–	–	–	–	1	1	–	1	1	–	–	–	–	–	–
5914	–	3	4	–	–	–	–	3	4	–	–	–	–	–	–	–	–	–
6010	3	3	–	–	–	–	2	2	–	1	–	–	–	1	–	–	–	–
6021	6	10	5	–	–	–	5	9	5	1	1	–	–	–	–	–	–	–
6110	5	12	7	–	–	1	4	8	5	1	3	1	–	1	–	–	–	–
6120	1	8	2	–	–	–	1	4	2	–	4	–	–	–	–	–	–	–
6141	7	4	–	–	–	–	5	4	–	2	–	–	–	–	–	–	–	–
6142	1	1	–	–	–	–	1	1	–	–	–	–	–	–	–	–	–	–
6190	9	16	14	–	–	–	4	9	14	4	7	–	–	–	–	1	–	–
6201	5	25	32	1	–	2	2	3	6	2	22	23	–	–	–	–	–	1
6202	1	3	1	–	1	–	–	2	1	1	–	–	–	–	–	–	–	–
6203	1	3	1	–	–	–	–	2	1	1	1	–	–	–	–	–	–	–
6204	4	4	6	1	2	2	2	1	4	1	1	–	–	–	–	–	–	–
6209	8	7	11	1	3	4	3	3	7	4	1	–	–	–	–	–	–	–
6311	–	6	5	–	–	–	–	4	2	–	2	3	–	–	–	–	–	–
6319	1	1	1	–	–	–	–	1	1	1	–	–	–	–	–	–	–	–
6399	–	–	1	–	–	–	–	–	–	–	–	1	–	–	–	–	–	–
6421	2	6	11	1	–	6	1	5	5	–	1	–	–	–	–	–	–	–
6422	67	55	43	27	6	4	28	36	35	11	9	3	1	3	–	–	1	1
6423	9	11	9	–	1	3	6	7	5	2	3	1	1	–	–	–	–	–
6424	2	1	2	–	–	–	2	1	1	–	–	1	–	–	–	–	–	–
6433	1	1	–	–	1	–	–	–	–	1	–	–	–	–	–	–	–	–
6436	4	1	–	–	–	–	4	1	–	–	–	–	–	–	–	–	–	–
6462	6	3	6	–	–	–	4	3	4	1	–	2	1	–	–	–	–	–
6463	–	–	1	–	–	–	–	–	1	–	–	–	–	–	–	–	–	–
6470	–	1	–	–	–	–	–	1	–	–	–	–	–	–	–	–	–	–
6493	3	2	1	–	–	–	2	1	1	–	–	–	–	–	–	1	1	–
6512	1	1	1	1	–	–	–	1	1	–	–	–	–	–	–	–	–	–
6542	–	1	–	–	–	–	–	–	–	–	1	–	–	–	–	–	–	–
6550	23	33	23	4	11	6	14	18	15	4	4	2	1	–	–	–	–	–
6613	1	5	–	–	–	–	–	5	–	1	–	–	–	–	–	–	–	–
6621	–	2	4	–	–	–	–	–	–	–	2	4	–	–	–	–	–	–
6622	2	1	1	–	–	–	1	1	–	1	–	1	–	–	–	–	–	–
6810	65	21	7	3	–	–	51	12	6	8	7	1	1	1	–	2	1	–
6821	2	2	1	–	–	–	1	1	–	1	–	1	–	–	–	–	1	–
6822	12	13	6	–	–	–	5	6	6	7	7	–	–	–	–	–	–	–
6911	1	–	4	–	–	1	–	–	2	1	–	1	–	–	–	–	–	–
6912	2	2	–	–	–	–	2	1	–	–	1	–	–	–	–	–	–	–
6920	35	46	28	1	3	4	23	31	21	11	11	3	–	1	–	–	–	–
7010	1	1	–	–	–	–	1	–	–	–	1	–	–	–	–	–	–	–
7020	9	11	12	2	4	4	7	6	8	–	–	–	–	1	–	–	–	–
7111	1	3	1	1	1	–	–	2	1	–	–	–	–	–	–	–	–	–
7112	86	99	70	16	19	18	53	63	48	13	15	3	3	1	1	1	1	–
7119	40	11	18	27	3	7	5	4	10	7	4	1	1	–	–	–	–	–
7120	6	9	5	–	1	–	4	7	5	1	1	–	–	–	–	1	–	–
7210	2	2	5	1	1	1	1	1	4	–	–	–	–	–	–	–	–	–
7220	–	1	1	–	–	–	–	–	–	–	1	1	–	–	–	–	–	–
7311	–	3	2	–	–	–	–	1	2	–	2	–	–	–	–	–	–	–
7312	–	2	–	–	–	–	–	–	–	–	2	–	–	–	–	–	–	–
7319	3	6	11	–	–	–	2	3	10	1	3	1	–	–	–	–	–	–
7320	–	–	1	–	–	–	–	–	1	–	–	–	–	–	–	–	–	–
7420	–	6	–	–	–	–	–	–	–	–	6	–	–	–	–	–	–	–
7490	14	13	8	5	4	4	8	7	4	1	2	–	–	–	–	–	–	–
7500	–	2	–	–	–	–	–	1	–	–	1	–	–	–	–	–	–	–
7711	25	25	14	–	–	–	19	16	11	2	8	3	1	–	–	3	1	–
7719	5	3	6	2	–	–	2	3	4	1	–	1	–	–	–	–	–	1
7722	–	–	2	–	–	–	–	–	2	–	–	–	–	–	–	–	–	–
7723	–	–	2	–	–	–	–	–	1	–	–	1	–	–	–	–	–	–
7729	–	2	1	–	–	1	–	1	–	–	1	–	–	–	–	–	–	–
7731	1	2	2	–	–	–	1	2	1	–	–	–	–	–	1	–	–	–
7732	50	41	26	13	7	1	22	27	22	13	7	2	2	–	1	–	–	–
7733	3	–	–	1	–	–	1	–	–	1	–	–	–	–	–	–	–	–
7739	18	19	18	1	2	1	11	14	14	5	3	3	1	–	–	–	–	–
7740	–	1	–	–	–	–	–	–	–	–	1	–	–	–	–	–	–	–
7810	21	24	24	–	3	–	15	17	23	6	4	–	–	–	1	–	–	–
7820	67	61	35	12	9	6	42	46	28	13	6	–	–	–	1	–	–	–
7830	14	14	16	2	3	2	6	9	9	6	2	5	–	–	–	–	–	–
7911	–	1	2	–	–	–	–	–	2	–	1	–	–	–	–	–	–	–
8011	145	124	147	6	8	8	98	91	122	35	24	15	3	–	2	3	1	–
8012	37	29	40	4	1	4	19	23	30	7	4	6	4	1	–	3	–	–

Capítulo 47 - Espírito Santo

47.1 - Quantidade de acidentes do trabalho liquidados, por consequência, segundo a Classificação Nacional de Atividades Econômicas (CNAE), no estado do Espírito Santo - 2013/2015

(conclusão)

CNAE	QUANTIDADE DE ACIDENTES DO TRABALHO LIQUIDADOS																	
	Total			Consequência														
				Assistência Médica			Menos de 15 dias			Mais de 15 dias			Incapacidade Permanente			Óbito		
	2013	2014	2015	2013	2014	2015	2013	2014	2015	2013	2014	2015	2013	2014	2015	2013	2014	2015
8020	30	31	45	1	2	12	23	18	31	6	10	2	–	–	–	–	1	–
8111	19	26	27	3	–	2	11	21	23	5	4	2	–	1	–	–	–	–
8112	162	153	130	7	6	1	104	106	116	46	39	11	4	1	2	1	1	–
8121	184	80	98	34	8	9	90	42	76	56	28	10	4	2	3	–	–	–
8122	6	11	4	2	–	–	2	8	3	2	2	1	–	1	–	–	–	–
8129	28	29	34	19	11	11	5	15	22	4	2	1	–	1	–	–	–	–
8130	3	2	1	1	1	–	2	–	–	–	1	1	–	–	–	–	–	–
8211	43	35	45	4	4	6	17	21	32	21	8	7	1	1	–	–	1	–
8219	9	7	8	1	–	1	2	5	6	6	1	1	–	–	–	–	1	–
8220	22	34	30	5	2	4	12	21	22	5	10	4	–	–	–	–	1	–
8230	3	20	3	–	1	–	2	13	1	1	6	2	–	–	–	–	–	–
8291	9	14	9	–	–	–	7	9	7	2	5	2	–	–	–	–	–	–
8292	2	–	–	1	–	–	–	–	–	1	–	–	–	–	–	–	–	–
8299	33	41	51	5	5	16	18	25	27	9	11	6	–	–	2	1	–	–
8411	537	574	469	54	77	71	262	393	354	206	98	39	10	6	3	5	–	2
8412	72	73	53	7	8	10	50	56	42	14	9	1	1	–	–	–	–	–
8413	–	1	–	–	–	–	–	–	–	–	–	–	–	–	–	–	1	–
8422	–	–	2	–	–	–	–	–	2	–	–	–	–	–	–	–	–	–
8423	4	7	–	–	1	–	2	3	–	2	3	–	–	–	–	–	–	–
8424	16	17	20	1	–	5	7	9	12	8	8	3	–	–	–	–	–	–
8430	–	1	–	–	–	–	–	1	–	–	–	–	–	–	–	–	–	–
8511	3	30	26	–	1	–	2	4	5	1	25	21	–	–	–	–	–	–
8512	2	2	2	–	–	–	1	1	1	1	1	1	–	–	–	–	–	–
8513	29	43	43	3	1	2	20	34	38	6	7	3	–	1	–	–	–	–
8520	14	9	9	1	2	1	10	4	7	3	3	1	–	–	–	–	–	–
8531	34	17	16	9	1	1	20	8	15	5	8	–	–	–	–	–	–	–
8532	12	18	26	1	3	3	9	13	23	2	2	–	–	–	–	–	–	–
8533	5	7	9	–	–	2	4	6	7	1	1	–	–	–	–	–	–	–
8541	4	8	3	–	–	–	–	7	2	4	1	1	–	–	–	–	–	–
8550	–	1	–	–	–	–	–	–	–	–	1	–	–	–	–	–	–	–
8591	1	–	1	–	–	–	1	–	1	–	–	–	–	–	–	–	–	–
8593	6	1	5	–	–	–	3	1	4	2	–	1	–	–	–	1	–	–
8599	39	47	44	–	7	5	27	28	36	10	12	3	1	–	–	1	–	–
8610	1.673	1.673	1.779	1.047	1.083	1.151	546	541	606	78	47	19	2	2	3	–	–	–
8621	4	8	19	–	–	2	1	7	16	3	–	1	–	–	–	–	1	–
8630	150	173	133	81	99	63	60	66	69	9	6	1	–	1	–	–	1	–
8640	99	110	125	55	57	76	37	49	46	6	4	3	1	–	–	–	–	–
8650	2	1	4	–	–	1	–	–	1	2	1	2	–	–	–	–	–	–
8660	1	19	84	–	14	58	1	4	24	–	1	2	–	–	–	–	–	–
8690	19	19	23	9	7	11	7	11	12	3	1	–	–	–	–	–	–	–
8711	5	6	5	–	–	–	3	6	5	2	–	–	–	–	–	–	–	–
8712	11	19	16	3	2	3	6	16	11	2	1	2	–	–	–	–	–	–
8720	5	12	5	1	2	1	3	9	4	1	–	–	–	–	–	–	1	–
8730	–	1	1	–	–	–	–	1	–	–	–	1	–	–	–	–	–	–
8800	36	42	49	9	13	23	24	24	25	3	5	–	–	–	–	–	–	1
9001	5	1	3	–	–	–	1	–	3	3	1	–	1	–	–	–	–	–
9003	–	–	1	–	–	–	–	–	1	–	–	–	–	–	–	–	–	–
9103	–	3	1	–	–	–	–	2	1	–	1	–	–	–	–	–	–	–
9312	4	8	9	–	1	–	2	4	7	2	3	2	–	–	–	–	–	–
9313	4	5	3	–	1	–	3	3	3	1	1	–	–	–	–	–	–	–
9319	11	9	8	–	1	2	8	6	6	3	2	–	–	–	–	–	–	–
9321	3	6	2	–	–	1	1	4	–	2	2	1	–	–	–	–	–	–
9329	18	14	17	–	–	2	17	12	15	1	2	–	–	–	–	–	–	–
9411	1	2	3	–	–	1	1	2	2	–	–	–	–	–	–	–	–	–
9412	13	7	8	–	2	2	2	–	1	6	1	3	5	3	2	–	1	–
9420	13	8	7	4	–	2	8	6	5	1	1	–	–	1	–	–	–	–
9430	76	110	32	29	42	10	34	59	22	13	6	–	–	2	–	–	1	–
9491	25	19	20	–	2	2	8	10	17	16	5	–	1	2	1	–	–	–
9492	1	–	–	–	–	–	1	–	–	–	–	–	–	–	–	–	–	–
9493	9	3	–	–	–	–	6	2	–	3	1	–	–	–	–	–	–	–
9499	54	64	83	4	10	20	41	42	62	8	10	1	–	2	–	1	–	–
9511	9	6	6	–	1	–	5	4	4	3	1	1	–	–	1	1	–	–
9512	2	1	4	–	–	–	1	1	4	1	–	–	–	–	–	–	–	–
9521	5	4	7	–	–	–	4	3	5	1	1	1	–	–	–	–	–	1
9529	6	16	9	1	2	–	3	11	8	2	2	–	–	1	1	–	–	–
9601	12	11	5	–	–	–	4	8	3	8	3	1	–	–	1	–	–	–
9602	4	3	3	–	–	–	2	2	1	2	1	2	–	–	–	–	–	–
9603	1	5	4	–	–	–	1	2	4	–	3	–	–	–	–	–	–	–
9609	3	3	2	–	1	–	2	2	2	1	–	–	–	–	–	–	–	–
9700	1	–	–	1	–	–	–	–	–	–	–	–	–	–	–	–	–	–
Ignorado	516	1.341	969	8	6	7	30	59	64	409	1.217	865	68	57	32	1	2	1

Fonte: DATAPREV, CAT, SUB.

Nota: Os dados são preliminares, estando sujeitos a correções.

Capítulo 47 - Espírito Santo

47.2 - Quantidade mensal de acidentes do trabalho liquidados, por consequência, no estado do Espírito Santo - 2013/2015

MESES	QUANTIDADE DE ACIDENTES DO TRABALHO LIQUIDADOS																	
	Total			Consequência														
				Assistência Médica			Menos de 15 dias			Mais de 15 dias			Incapacidade Permanente			Óbito		
	2013	2014	2015	2013	2014	2015	2013	2014	2015	2013	2014	2015	2013	2014	2015	2013	2014	2015
TOTAL	**14.205**	**15.252**	**13.538**	**2.870**	**2.902**	**2.919**	**6.958**	**8.004**	**8.314**	**3.978**	**3.962**	**2.051**	**297**	**284**	**172**	**102**	**100**	**82**
Janeiro	1.156	1.287	1.163	243	252	255	558	685	656	322	319	227	21	23	20	12	8	5
Fevereiro	1.102	1.261	1.085	218	263	204	528	645	634	317	314	214	26	32	16	13	7	17
Março	1.170	1.192	1.274	248	227	274	545	581	804	354	355	167	18	21	26	5	8	3
Abril	1.162	1.179	1.117	234	205	236	558	610	700	338	336	163	22	24	11	10	4	7
Maio	1.175	1.272	1.113	233	230	239	570	666	677	342	338	168	24	29	21	6	9	8
Junho	1.135	1.213	1.196	224	217	273	542	621	728	336	340	169	27	15	21	6	20	5
Julho	1.254	1.342	1.242	255	249	259	593	712	780	374	346	181	21	29	14	11	6	8
Agosto	1.186	1.302	1.137	247	226	258	602	699	688	310	343	169	24	27	16	3	7	6
Setembro	1.289	1.433	1.141	264	263	248	637	785	745	351	349	135	28	27	7	9	9	6
Outubro	1.349	1.386	1.154	265	272	255	697	714	732	352	372	156	23	20	5	12	8	6
Novembro	1.177	1.250	1.027	213	260	223	610	668	630	318	288	157	26	24	10	10	10	7
Dezembro	1.050	1.135	889	226	238	195	518	618	540	264	262	145	37	13	5	5	4	4

Fonte: DATAPREV, CAT, SUB.
Nota: Os dados são preliminares, estando sujeitos a correções.

DISTRIBUIÇÃO DE ACIDENTES DO TRABALHO LIQUIDADOS, POR CONSEQUÊNCIA, NO ESTADO DO ESPÍRITO SANTO - 2015

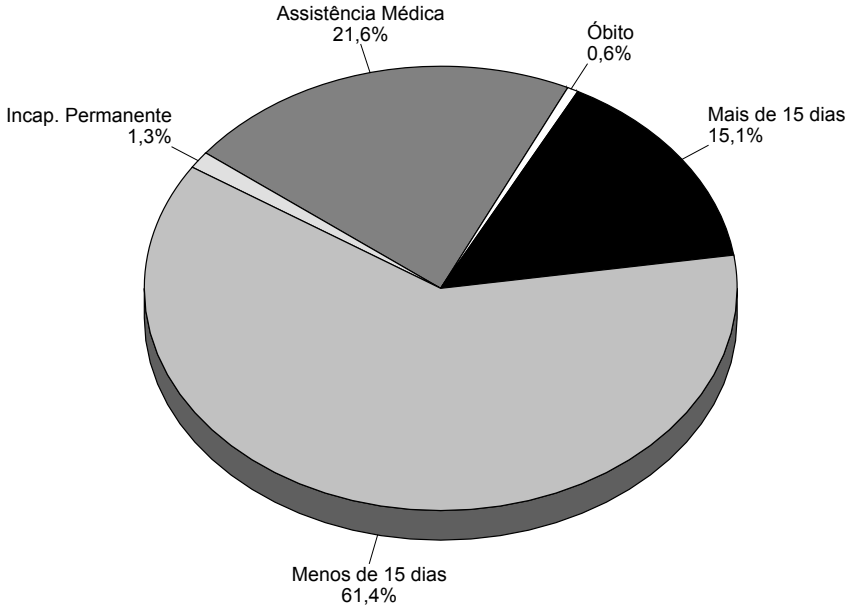

Fonte: DATAPREV, CAT, SUB.

Capítulo 48 - Rio de Janeiro

48.1 - Quantidade de acidentes do trabalho liquidados, por consequência, segundo a Classificação Nacional de Atividades Econômicas (CNAE), no estado do Rio de Janeiro - 2013/2015

(continua)

CNAE	QUANTIDADE DE ACIDENTES DO TRABALHO LIQUIDADOS																	
	Total			Consequência														
				Assistência Médica			Menos de 15 dias			Mais de 15 dias			Incapacidade Permanente			Óbito		
	2013	2014	2015	2013	2014	2015	2013	2014	2015	2013	2014	2015	2013	2014	2015	2013	2014	2015
TOTAL	**52.993**	**53.704**	**47.977**	**11.197**	**10.930**	**9.827**	**24.643**	**26.126**	**28.402**	**16.129**	**15.531**	**8.888**	**850**	**941**	**702**	**174**	**176**	**158**
0111	–	48	32	–	–	–	–	1	–	–	46	32	–	–	–	–	1	–
0112	–	1	2	–	–	–	–	–	–	–	1	2	–	–	–	–	–	–
0113	30	82	68	–	3	–	15	8	4	14	69	64	1	2	–	–	–	–
0114	–	13	7	–	–	–	–	–	–	–	13	7	–	–	–	–	–	–
0119	2	1	–	–	–	–	1	–	–	1	–	–	–	1	–	–	–	–
0121	2	12	11	–	–	–	–	2	4	2	10	7	–	–	–	–	–	–
0122	2	3	2	–	–	–	2	1	1	–	2	1	–	–	–	–	–	–
0131	1	–	–	–	–	–	–	–	–	1	–	–	–	–	–	–	–	–
0132	–	–	1	–	–	–	–	–	–	–	–	1	–	–	–	–	–	–
0133	2	3	1	–	–	–	1	3	–	1	–	1	–	–	–	–	–	–
0134	2	–	1	–	–	–	1	–	–	1	–	1	–	–	–	–	–	–
0139	–	24	17	–	–	–	–	–	1	–	24	16	–	–	–	–	–	–
0141	6	10	19	–	–	–	3	6	16	3	4	3	–	–	–	–	–	–
0142	4	2	3	–	–	–	2	1	2	2	1	1	–	–	–	–	–	–
0151	41	20	20	–	1	–	11	14	17	30	5	3	–	–	–	–	–	–
0152	5	3	1	1	–	–	1	1	1	3	2	–	–	–	–	–	–	–
0155	9	19	10	–	–	1	1	5	4	8	13	5	–	–	–	–	1	–
0161	9	6	4	–	–	–	–	4	2	9	2	2	–	–	–	–	–	–
0162	5	6	2	–	–	–	2	2	2	2	4	–	1	–	–	–	–	–
0210	7	2	8	–	–	1	–	–	6	7	2	1	–	–	–	–	–	–
0230	14	3	2	10	2	–	4	1	1	–	–	1	–	–	–	–	–	–
0311	11	5	1	–	–	–	6	3	1	4	2	–	–	–	–	1	–	–
0322	–	1	1	–	–	–	–	1	1	–	–	–	–	–	–	–	–	–
0600	572	555	478	436	446	368	101	89	103	33	19	4	1	1	2	1	–	1
0710	53	65	42	22	33	21	26	29	19	5	3	2	–	–	–	–	–	–
0724	–	2	1	–	–	–	–	–	–	–	2	1	–	–	–	–	–	–
0729	24	40	48	24	39	41	–	1	7	–	–	–	–	–	–	–	–	–
0810	111	97	92	7	7	3	52	51	61	48	36	24	2	1	3	2	2	1
0892	5	8	2	1	–	–	2	3	1	2	5	1	–	–	–	–	–	–
0899	6	1	2	1	–	–	1	1	2	4	–	–	–	–	–	–	–	–
0910	1.018	780	620	795	629	471	119	108	134	99	42	14	2	–	–	3	1	1
0990	–	1	1	–	–	–	–	–	1	–	1	–	–	–	–	–	–	–
1011	27	28	22	–	–	1	10	12	16	17	14	5	–	2	–	–	–	–
1012	69	74	59	14	14	11	20	23	30	34	36	17	1	1	1	–	–	–
1013	95	84	68	12	4	5	40	51	44	41	29	18	2	–	1	–	–	–
1020	54	78	102	13	17	36	20	43	61	19	16	4	2	2	1	–	–	–
1031	1	3	2	–	–	–	–	1	–	1	2	2	–	–	–	–	–	–
1032	1	3	1	–	–	–	–	1	1	1	1	–	–	–	–	–	1	–
1033	3	3	7	–	–	–	1	3	6	2	–	–	–	–	1	–	–	–
1041	–	–	8	–	–	7	–	–	1	–	–	–	–	–	–	–	–	–
1042	–	1	–	–	–	–	–	1	–	–	–	–	–	–	–	–	–	–
1043	1	–	–	–	–	–	–	–	–	1	–	–	–	–	–	–	–	–
1051	10	8	7	–	–	–	5	5	5	5	3	2	–	–	–	–	–	–
1052	42	30	26	6	3	1	21	19	18	13	7	6	2	1	–	–	–	1
1053	16	14	12	3	2	–	4	7	7	9	5	5	–	–	–	–	–	–
1061	1	3	4	–	–	–	1	2	4	–	1	–	–	–	–	–	–	–
1062	25	35	25	3	8	2	10	13	20	11	10	3	1	–	–	–	4	–
1064	–	6	–	–	–	–	–	2	–	–	3	–	–	–	–	–	1	–
1066	10	5	17	–	–	–	4	4	13	5	1	2	1	–	2	–	–	–
1069	11	12	11	–	–	–	8	9	8	2	3	3	1	–	–	–	–	–
1071	15	5	3	–	–	–	2	–	2	11	5	–	2	–	1	–	–	–
1072	3	5	1	–	–	–	1	4	1	2	1	–	–	–	–	–	–	–
1081	6	2	2	–	–	–	2	1	–	4	–	–	–	1	2	–	–	–
1091	112	106	129	1	5	2	49	64	101	61	35	23	–	2	2	1	–	1
1092	23	12	4	–	–	–	15	9	4	8	3	–	–	–	–	–	–	–
1093	2	1	4	–	–	–	–	1	3	2	–	1	–	–	–	–	–	–
1094	60	46	37	–	3	2	22	16	19	35	26	14	2	1	2	1	–	–
1095	12	11	7	1	–	1	4	3	6	7	8	–	–	–	–	–	–	–
1096	6	4	13	–	–	1	2	1	9	4	3	3	–	–	–	–	–	–
1099	81	54	52	9	3	1	33	32	38	36	19	11	3	–	2	–	–	–
1111	8	14	11	4	3	–	3	–	2	1	11	9	–	–	–	–	–	–
1112	24	15	5	–	–	1	18	12	4	5	3	–	1	–	–	–	–	–
1113	134	105	98	68	37	32	43	56	58	22	10	6	1	1	2	–	1	–
1121	6	11	10	1	–	1	1	9	4	4	1	4	–	–	1	–	1	–
1122	246	206	133	33	28	5	146	142	113	62	34	15	2	1	–	3	1	–
1220	1	–	6	–	–	3	1	–	3	–	–	–	–	–	–	–	–	–
1311	3	9	10	–	–	1	3	8	6	–	1	1	–	–	2	–	–	–
1312	1	–	1	–	–	–	–	–	1	1	–	–	–	–	–	–	–	–
1314	1	–	–	–	–	–	–	–	–	1	–	–	–	–	–	–	–	–
1321	2	–	–	–	–	–	–	–	–	2	–	–	–	–	–	–	–	–
1323	66	86	41	3	4	–	53	71	40	10	11	1	–	–	–	–	–	–
1330	8	14	12	–	–	1	4	10	9	4	4	1	–	–	1	–	–	–
1340	18	14	14	–	2	5	9	8	7	7	4	2	1	–	–	1	–	–
1351	7	2	1	–	–	–	3	2	1	4	–	–	–	–	–	–	–	–

Capítulo 48 - Rio de Janeiro

48.1 - Quantidade de acidentes do trabalho liquidados, por consequência, segundo a Classificação Nacional de Atividades Econômicas (CNAE), no estado do Rio de Janeiro -2013/2015

(continuação)

CNAE	QUANTIDADE DE ACIDENTES DO TRABALHO LIQUIDADOS																	
	Total			Consequência														
				Assistência Médica			Menos de 15 dias			Mais de 15 dias			Incapacidade Permanente			Óbito		
	2013	2014	2015	2013	2014	2015	2013	2014	2015	2013	2014	2015	2013	2014	2015	2013	2014	2015
1352	3	3	1	2	–	–	–	2	–	1	1	1	–	–	–	–	–	–
1353	–	7	17	–	–	2	–	7	15	–	–	–	–	–	–	–	–	–
1354	5	4	3	–	–	–	2	2	3	1	2	–	2	–	–	–	–	–
1359	42	29	22	9	4	–	21	18	21	12	7	1	–	–	–	–	–	–
1411	363	312	355	11	3	3	299	292	341	50	15	10	2	2	1	1	–	–
1412	182	94	53	1	7	1	67	55	40	110	31	9	3	1	3	1	–	–
1413	14	8	13	–	1	1	6	3	9	8	4	2	–	–	–	–	–	1
1414	9	7	6	–	1	1	5	3	4	4	3	1	–	–	–	–	–	–
1421	1	2	1	–	–	–	–	2	1	1	–	–	–	–	–	–	–	–
1422	2	6	5	–	–	–	2	4	5	–	2	–	–	–	–	–	–	–
1521	22	12	20	1	1	–	9	6	18	12	5	2	–	–	–	–	–	–
1529	–	–	1	–	–	–	–	–	1	–	–	–	–	–	–	–	–	–
1531	12	5	6	–	–	1	8	4	3	4	1	2	–	–	–	–	–	–
1532	–	1	–	–	–	–	–	–	–	–	1	–	–	–	–	–	–	–
1539	–	1	1	–	–	–	–	–	1	–	–	–	–	1	–	–	–	–
1540	–	–	14	–	–	4	–	–	8	–	–	2	–	–	–	–	–	–
1610	5	3	4	–	–	–	1	2	2	3	1	2	1	–	–	–	–	–
1622	11	17	13	–	–	–	–	6	9	9	8	4	2	3	–	–	–	–
1623	7	4	1	–	–	–	3	1	1	4	3	–	–	–	–	–	–	–
1629	6	4	6	–	–	–	1	2	3	5	2	2	–	–	1	–	–	–
1721	61	37	39	19	12	14	9	12	12	29	13	13	4	–	–	–	–	–
1722	–	–	1	–	–	–	–	–	–	–	–	1	–	–	–	–	–	–
1731	12	9	10	–	–	–	4	2	6	8	6	4	–	1	–	–	–	–
1732	3	1	2	–	–	–	–	–	–	3	1	2	–	–	–	–	–	–
1733	34	28	16	–	–	–	6	14	11	26	11	3	2	2	2	–	1	–
1741	29	41	42	–	3	2	16	22	31	13	16	9	–	–	–	–	–	–
1742	14	11	2	–	–	–	10	9	2	3	2	–	1	–	–	–	–	–
1749	17	26	7	–	–	1	9	16	6	8	10	–	–	–	–	–	–	–
1811	25	17	10	1	1	–	20	3	2	4	13	8	–	–	–	–	–	–
1812	228	218	168	169	162	103	46	41	52	12	15	12	1	–	1	–	–	–
1813	37	13	13	–	–	2	14	8	9	22	5	2	1	–	–	–	–	–
1821	8	6	7	–	1	–	2	1	4	6	2	3	–	2	–	–	–	–
1822	6	6	1	–	1	–	2	3	1	3	2	–	1	–	–	–	–	–
1910	–	1	1	–	–	–	–	–	–	–	1	1	–	–	–	–	–	–
1921	554	573	539	361	360	338	158	180	183	33	29	18	–	3	–	2	1	–
1922	29	45	39	12	17	17	13	20	20	4	8	1	–	–	–	–	–	1
1931	16	17	5	4	–	–	8	11	3	4	6	2	–	–	–	–	–	–
1932	4	2	4	2	1	–	2	–	1	–	1	3	–	–	–	–	–	–
2011	–	1	–	–	1	–	–	–	–	–	–	–	–	–	–	–	–	–
2014	4	6	4	–	–	–	1	3	4	3	3	–	–	–	–	–	–	–
2019	36	38	29	10	12	4	22	18	24	4	7	1	–	1	–	–	–	–
2021	24	17	8	15	9	4	7	5	3	2	3	1	–	–	–	–	–	–
2022	–	1	1	–	1	–	–	–	–	–	–	1	–	–	–	–	–	–
2029	7	8	11	1	2	4	4	2	5	1	4	2	1	–	–	–	–	–
2031	15	9	7	7	2	3	6	5	1	2	1	3	–	1	–	–	–	–
2033	7	3	20	2	–	11	4	3	9	1	–	–	–	–	–	–	–	–
2040	8	5	5	3	1	1	3	–	–	2	4	4	–	–	–	–	–	–
2051	4	6	5	1	1	3	2	5	2	1	–	–	–	–	–	–	–	–
2052	22	22	33	14	14	19	7	5	11	1	3	2	–	–	–	–	–	1
2061	10	5	5	2	–	2	4	4	2	4	–	1	–	1	–	–	–	–
2062	21	24	29	1	–	–	9	20	26	11	3	3	–	–	–	–	1	–
2063	158	146	139	34	13	13	86	109	118	34	22	6	4	2	2	–	–	–
2071	16	36	15	1	11	4	9	20	9	6	3	2	–	2	–	–	–	–
2073	3	4	1	–	–	–	–	1	1	3	3	–	–	–	–	–	–	–
2091	–	6	4	–	–	–	–	–	–	–	6	4	–	–	–	–	–	–
2092	37	34	25	30	12	5	2	17	19	4	4	1	1	1	–	–	–	–
2093	17	29	16	5	10	3	10	19	13	2	–	–	–	–	–	–	–	–
2094	3	3	3	3	3	2	–	–	–	–	–	1	–	–	–	–	–	–
2099	39	43	48	4	2	4	19	28	35	16	12	8	–	1	1	–	–	–
2110	14	7	10	7	1	1	5	3	7	2	3	2	–	–	–	–	–	–
2121	137	140	140	16	38	48	83	81	85	35	19	6	3	2	1	–	–	–
2122	9	15	4	1	–	1	7	14	3	1	1	–	–	–	–	–	–	–
2123	2	3	3	1	–	–	–	3	3	1	–	–	–	–	–	–	–	–
2211	228	213	116	174	177	76	17	21	31	37	13	6	–	2	3	–	–	–
2212	10	14	15	–	–	–	5	12	10	5	2	5	–	–	–	–	–	–
2219	67	108	92	15	6	6	33	36	34	18	64	49	1	2	3	–	–	–
2221	134	98	110	73	44	83	51	45	24	8	6	3	2	3	–	–	–	–
2222	136	156	129	17	29	8	63	79	89	53	42	28	2	6	4	1	–	–
2223	5	6	1	–	–	–	1	1	–	4	4	1	–	–	–	–	1	–
2229	240	269	186	56	104	57	100	119	107	81	42	17	3	4	4	–	–	1
2311	32	29	25	3	7	5	23	14	15	6	8	5	–	–	–	–	–	–
2312	112	115	48	77	67	21	31	44	20	4	4	7	–	–	–	–	–	–
2319	25	8	14	9	–	1	10	3	12	5	5	1	1	–	–	–	–	–
2320	31	45	26	13	24	16	9	9	6	7	9	4	2	3	–	–	–	–
2330	150	115	125	17	8	15	66	61	83	61	41	25	5	4	2	1	1	–
2341	16	8	7	8	–	5	7	8	2	1	–	–	–	–	–	–	–	–
2342	64	43	36	–	1	–	8	13	23	51	20	9	5	9	3	–	–	1

Capítulo 48 - Rio de Janeiro

48.1 - Quantidade de acidentes do trabalho liquidados, por consequência, segundo a Classificação Nacional de Atividades Econômicas (CNAE), no estado do Rio de Janeiro - 2013/2015

(continuação)

CNAE	QUANTIDADE DE ACIDENTES DO TRABALHO LIQUIDADOS																	
	Total			Consequência														
				Assistência Médica			Menos de 15 dias			Mais de 15 dias			Incapacidade Permanente			Óbito		
	2013	2014	2015	2013	2014	2015	2013	2014	2015	2013	2014	2015	2013	2014	2015	2013	2014	2015
2349	9	7	4	–	–	–	4	3	4	5	1	–	–	2	–	–	1	–
2391	42	15	24	–	1	2	6	5	10	29	6	10	7	3	2	–	–	–
2392	–	–	1	–	–	–	–	–	1	–	–	–	–	–	–	–	–	–
2399	39	59	39	–	3	2	27	42	33	10	10	3	1	2	1	1	2	–
2421	66	68	37	34	36	17	21	17	16	11	13	3	–	1	1	–	1	–
2422	151	178	236	60	90	139	51	65	80	37	18	12	1	4	4	2	1	1
2423	175	187	123	87	109	68	59	55	43	25	22	12	4	1	–	–	–	–
2424	4	7	–	–	–	–	1	4	–	2	3	–	1	–	–	–	–	–
2431	54	48	36	12	18	15	25	20	21	14	9	–	1	1	–	2	–	–
2439	24	33	18	11	22	11	3	4	5	9	5	1	1	2	1	–	–	–
2441	15	7	7	1	1	–	13	6	5	1	–	–	–	–	2	–	–	–
2442	2	–	–	–	–	–	–	–	–	2	–	–	–	–	–	–	–	–
2443	2	7	5	–	–	–	1	4	5	1	3	–	–	–	–	–	–	–
2449	4	18	15	–	1	–	2	11	14	2	6	1	–	–	–	–	–	–
2451	51	25	11	7	1	1	24	13	6	20	9	1	–	2	3	–	–	–
2452	8	24	15	–	1	1	5	11	6	3	9	8	–	3	–	–	–	–
2511	192	182	106	25	12	19	103	98	60	56	66	26	6	3	–	2	3	1
2512	59	41	35	–	3	1	28	17	22	31	18	10	–	3	2	–	–	–
2513	90	80	57	9	10	1	55	53	47	26	17	7	–	–	2	–	–	–
2521	8	5	4	–	–	1	3	3	2	5	2	–	–	–	1	–	–	–
2522	2	15	2	–	–	–	–	3	1	2	11	1	–	1	–	–	–	–
2531	1	3	–	–	–	–	–	2	–	1	–	–	–	1	–	–	–	–
2532	33	17	29	6	–	2	15	8	21	12	8	5	–	–	1	–	1	–
2539	67	64	52	4	7	10	21	36	38	38	19	4	3	2	–	1	–	–
2541	1	1	–	–	–	–	1	1	–	–	–	–	–	–	–	–	–	–
2542	72	59	62	4	–	1	40	38	46	27	20	11	1	1	3	–	–	1
2543	2	3	2	–	–	–	1	1	1	1	2	1	–	–	–	–	–	–
2591	108	89	81	13	9	7	55	52	51	38	26	20	2	2	3	–	–	–
2592	24	23	17	3	–	–	10	14	12	10	9	3	1	–	2	–	–	–
2593	2	4	3	–	–	–	1	3	1	1	1	2	–	–	–	–	–	–
2599	180	115	103	59	16	24	59	63	59	58	32	19	4	4	1	–	–	–
2610	3	4	7	–	–	–	–	4	5	3	–	1	–	–	1	–	–	–
2621	2	4	–	–	1	–	1	–	–	1	2	–	–	1	–	–	–	–
2622	–	1	1	–	–	–	–	1	1	–	–	–	–	–	–	–	–	–
2631	7	5	11	–	–	1	5	4	9	2	1	1	–	–	–	–	–	–
2632	–	–	1	–	–	–	–	–	1	–	–	–	–	–	–	–	–	–
2651	8	11	5	–	1	1	5	8	4	3	2	–	–	–	–	–	–	–
2660	–	–	1	–	–	–	–	–	1	–	–	–	–	–	–	–	–	–
2670	2	2	–	–	–	–	–	1	–	2	1	–	–	–	–	–	–	–
2710	2	2	5	–	1	3	2	1	2	–	–	–	–	–	–	–	–	–
2721	–	–	2	–	–	–	–	–	–	–	–	2	–	–	–	–	–	–
2722	–	–	3	–	–	–	–	–	–	–	–	3	–	–	–	–	–	–
2731	11	7	7	1	–	2	4	2	5	6	5	–	–	–	–	–	–	–
2732	4	2	1	–	–	–	3	1	1	1	1	–	–	–	–	–	–	–
2733	37	30	16	25	25	7	4	2	8	7	3	1	1	–	–	–	–	–
2740	6	4	8	–	–	1	3	–	7	2	4	–	1	–	–	–	–	–
2751	–	4	1	–	–	–	–	–	–	–	3	–	–	1	1	–	–	–
2759	11	8	6	–	–	–	9	7	6	2	1	–	–	–	–	–	–	–
2790	17	6	17	–	–	1	12	5	14	4	1	2	–	–	–	1	–	–
2811	2	5	2	–	–	–	1	–	1	1	3	1	–	2	–	–	–	–
2812	30	26	15	8	2	–	16	23	13	6	1	2	–	–	–	–	–	–
2813	33	26	28	4	4	7	20	17	18	9	2	3	–	3	–	–	–	–
2814	–	1	–	–	–	–	–	–	–	–	1	–	–	–	–	–	–	–
2815	4	4	–	–	–	–	1	1	–	3	3	–	–	–	–	–	–	–
2821	6	7	4	–	–	–	3	6	2	3	1	2	–	–	–	–	–	–
2822	52	36	30	19	10	8	24	13	20	9	13	2	–	–	–	–	–	–
2823	13	7	6	–	1	–	6	3	4	7	2	2	–	1	–	–	–	–
2825	1	–	1	–	–	–	–	–	1	1	–	–	–	–	–	–	–	–
2829	32	35	33	4	4	6	20	16	25	8	13	2	–	2	–	–	–	–
2831	–	2	–	–	–	–	–	–	–	–	2	–	–	–	–	–	–	–
2832	–	1	–	–	–	–	–	1	–	–	–	–	–	–	–	–	–	–
2833	1	3	1	–	–	–	1	–	–	–	2	1	–	1	–	–	–	–
2840	5	6	–	–	–	–	2	4	–	3	1	–	–	1	–	–	–	–
2851	58	72	60	23	46	29	24	16	28	11	9	3	–	1	–	–	–	–
2852	2	2	1	–	–	–	2	1	–	–	1	1	–	–	–	–	–	–
2854	42	35	21	4	13	6	33	19	14	5	3	1	–	–	–	–	–	–
2861	1	4	–	–	–	–	–	3	–	1	–	–	–	1	–	–	–	–
2862	5	4	5	–	1	–	3	–	2	2	3	3	–	–	–	–	–	–
2866	–	1	–	–	–	–	–	1	–	–	–	–	–	–	–	–	–	–
2869	28	29	14	3	8	2	17	18	11	7	3	1	1	–	–	–	–	–
2910	108	97	62	36	33	26	57	46	33	15	17	1	–	1	–	–	–	2
2920	66	40	21	17	18	8	38	20	11	11	1	2	–	1	–	–	–	–
2930	106	119	80	5	10	1	42	74	68	56	30	9	3	5	2	–	–	–
2941	2	5	2	1	–	–	1	5	2	–	–	–	–	–	–	–	–	–
2943	12	7	8	–	1	–	9	5	8	2	1	–	1	–	–	–	–	–
2944	22	18	11	1	–	–	10	8	8	11	8	2	–	2	1	–	–	–
2945	12	6	1	10	3	1	2	2	–	–	1	–	–	–	–	–	–	–

Capítulo 48 - Rio de Janeiro

48.1 - Quantidade de acidentes do trabalho liquidados, por consequência, segundo a Classificação Nacional de Atividades Econômicas (CNAE), no estado do Rio de Janeiro - 2013/2015

(continuação)

CNAE	QUANTIDADE DE ACIDENTES DO TRABALHO LIQUIDADOS																	
	Total			Consequência														
				Assistência Médica			Menos de 15 dias			Mais de 15 dias			Incapacidade Permanente			Óbito		
	2013	2014	2015	2013	2014	2015	2013	2014	2015	2013	2014	2015	2013	2014	2015	2013	2014	2015
2949	143	88	48	62	34	17	61	43	27	18	8	2	2	3	2	–	–	–
2950	2	4	2	–	–	–	2	1	2	–	3	–	–	–	–	–	–	–
3011	1.295	950	632	630	461	299	289	270	246	336	178	62	40	39	24	–	2	1
3012	4	4	4	–	1	–	2	1	3	2	2	1	–	–	–	–	–	–
3031	14	16	9	–	4	–	11	10	5	3	1	4	–	1	–	–	–	–
3032	2	2	4	–	–	–	–	1	1	2	1	3	–	–	–	–	–	–
3042	1	–	–	–	–	–	1	–	–	–	–	–	–	–	–	–	–	–
3091	1	–	–	–	–	–	–	–	–	1	–	–	–	–	–	–	–	–
3092	4	3	5	–	–	1	–	1	3	3	2	1	1	–	–	–	–	–
3099	4	4	2	2	1	–	–	1	1	2	2	1	–	–	–	–	–	–
3101	72	45	48	1	–	2	24	24	29	47	20	13	–	1	4	–	–	–
3102	10	14	5	–	–	–	2	4	3	7	9	2	1	1	–	–	–	–
3103	8	12	2	–	–	–	6	6	1	2	6	1	–	–	–	–	–	–
3104	25	18	6	–	–	–	14	8	3	11	9	3	–	1	–	–	–	–
3211	3	2	2	–	–	–	1	–	–	2	2	1	–	–	1	–	–	–
3212	4	2	5	–	–	–	3	–	4	1	2	1	–	–	–	–	–	–
3220	–	2	2	–	–	–	–	2	1	–	–	1	–	–	–	–	–	–
3230	1	14	5	–	–	–	1	–	1	–	14	4	–	–	–	–	–	–
3240	2	–	1	–	–	–	–	–	1	2	–	–	–	–	–	–	–	–
3250	91	93	90	4	9	6	55	69	78	31	13	5	1	1	1	–	1	–
3291	8	25	22	1	2	1	5	1	4	2	22	17	–	–	–	–	–	–
3292	8	3	3	–	–	–	5	2	3	2	1	–	1	–	–	–	–	–
3299	46	34	31	1	3	1	26	18	27	18	13	2	–	–	1	1	–	–
3311	36	26	10	2	1	–	22	17	7	11	7	2	–	1	1	1	–	–
3312	9	7	11	1	4	2	6	2	7	2	1	2	–	–	–	–	–	–
3313	28	13	16	2	1	–	19	10	15	7	2	1	–	–	–	–	–	–
3314	245	220	176	93	105	72	86	80	92	63	28	8	3	7	2	–	–	2
3315	10	4	–	–	–	–	4	3	–	5	1	–	1	–	–	–	–	–
3316	128	113	96	40	22	24	73	84	67	15	6	5	–	1	–	–	–	–
3317	72	161	77	15	56	12	31	74	56	26	28	9	–	2	–	–	1	–
3319	9	5	12	2	–	1	5	4	8	2	–	2	–	1	1	–	–	–
3321	69	45	40	27	17	9	27	15	26	13	13	3	1	–	–	1	–	2
3329	13	7	6	–	–	–	4	2	2	9	3	2	–	2	1	–	–	1
3511	100	115	83	46	28	23	42	34	26	11	45	29	1	7	4	–	1	1
3512	82	10	16	21	4	5	55	4	7	4	2	4	–	–	–	2	–	–
3513	29	26	15	8	7	5	12	16	8	8	3	–	–	–	2	1	–	–
3514	137	111	132	12	18	25	107	84	96	18	7	9	–	1	2	–	1	–
3520	20	8	7	9	2	3	9	4	4	2	2	–	–	–	–	–	–	–
3600	385	246	270	128	60	102	170	152	143	75	28	17	10	4	6	2	2	2
3701	19	21	18	6	9	2	8	10	15	5	2	1	–	–	–	–	–	–
3702	26	7	12	8	2	5	8	4	7	9	1	–	1	–	–	–	–	–
3811	398	349	378	16	7	20	249	269	322	121	61	32	10	7	3	2	5	1
3812	16	21	10	4	5	4	9	11	6	2	5	–	–	–	–	1	–	–
3821	1.528	1.002	498	120	66	35	1.009	781	398	386	139	50	10	15	14	3	1	1
3822	25	36	31	7	15	21	11	17	6	7	3	3	–	–	1	–	1	–
3831	17	10	20	2	2	5	10	6	13	5	1	2	–	1	–	–	–	–
3832	3	2	10	–	–	1	2	1	9	1	1	–	–	–	–	–	–	–
3839	14	11	9	1	1	1	3	7	5	10	3	2	–	–	1	–	–	–
3900	5	–	13	3	–	8	2	–	4	–	–	1	–	–	–	–	–	–
4110	401	489	492	24	32	35	244	349	410	131	102	39	–	2	6	2	4	2
4120	1.261	1.038	862	120	116	106	628	611	612	472	274	110	36	29	25	5	8	9
4211	557	295	231	119	57	32	283	167	172	143	60	15	8	7	11	4	4	1
4212	478	426	502	132	134	159	212	177	292	123	106	43	6	6	3	5	3	5
4213	60	48	58	3	1	6	23	31	48	29	14	3	3	1	1	2	1	–
4221	708	1.046	968	126	116	142	419	430	446	158	491	373	3	8	3	2	1	4
4222	77	67	53	7	4	6	41	45	40	26	18	6	1	–	1	2	–	–
4223	13	7	10	5	4	3	3	1	2	5	2	2	–	–	1	–	–	2
4291	68	49	22	40	24	5	17	18	15	11	4	1	–	2	–	–	1	1
4292	710	647	348	466	478	241	105	100	88	128	61	18	10	6	1	1	2	–
4299	685	580	469	164	162	119	324	300	299	184	104	37	10	13	11	3	1	3
4311	14	17	12	2	3	–	5	9	8	5	5	2	2	–	2	–	–	–
4312	5	4	8	2	–	2	1	3	5	2	1	1	–	–	–	–	–	–
4313	76	113	106	2	7	7	45	65	83	26	38	13	3	1	3	–	2	–
4319	–	2	3	–	–	–	–	2	2	–	–	1	–	–	–	–	–	–
4321	177	156	160	11	9	9	89	105	123	74	42	24	3	–	1	–	–	3
4322	109	121	93	8	7	11	55	72	61	45	39	18	1	3	3	–	–	–
4329	134	134	108	24	30	31	48	64	65	57	32	5	5	8	7	–	–	–
4330	164	131	114	2	13	8	78	68	84	74	42	17	9	5	5	1	3	–
4391	77	94	58	10	14	5	42	52	44	23	23	8	2	5	1	–	–	–
4399	285	278	259	31	30	18	126	163	200	118	77	29	8	6	9	2	2	3
4511	148	151	137	6	12	5	80	95	113	59	38	17	2	6	2	1	–	–
4512	2	15	7	–	–	1	–	4	–	2	11	6	–	–	–	–	–	–
4520	72	75	50	2	5	2	21	35	23	47	25	21	1	10	4	1	–	–
4530	136	139	86	3	6	4	55	65	59	74	67	21	4	1	2	–	–	–
4541	28	32	22	1	1	3	9	16	11	18	15	7	–	–	1	–	–	–
4542	–	4	–	–	–	–	–	1	–	–	3	–	–	–	–	–	–	–
4543	1	6	2	–	–	–	1	–	–	–	6	2	–	–	–	–	–	–

Capítulo 48 - Rio de Janeiro

48.1 - Quantidade de acidentes do trabalho liquidados, por consequência, segundo a Classificação Nacional de Atividades Econômicas (CNAE), no estado do Rio de Janeiro - 2013/2015

(continuação)

CNAE	QUANTIDADE DE ACIDENTES DO TRABALHO LIQUIDADOS																	
	Total			Consequência														
				Assistência Médica			Menos de 15 dias			Mais de 15 dias			Incapacidade Permanente			Óbito		
	2013	2014	2015	2013	2014	2015	2013	2014	2015	2013	2014	2015	2013	2014	2015	2013	2014	2015
4612	–	–	1	–	–	1	–	–	–	–	–	–	–	–	–	–	–	–
4614	2	–	–	1	–	–	1	–	–	–	–	–	–	–	–	–	–	–
4617	2	1	2	–	–	–	2	–	1	–	1	1	–	–	–	–	–	–
4618	4	2	2	–	–	–	1	1	2	3	1	–	–	–	–	–	–	–
4619	5	–	2	–	–	–	1	–	1	4	–	1	–	–	–	–	–	–
4621	4	1	2	–	–	–	3	1	2	1	–	–	–	–	–	–	–	–
4623	28	29	26	–	–	–	16	17	21	12	12	5	–	–	–	–	–	–
4631	10	6	6	1	–	2	4	5	4	5	1	–	–	–	–	–	–	–
4632	33	25	19	–	–	–	20	15	16	13	9	3	–	1	–	–	–	–
4633	23	20	25	–	1	–	5	10	22	17	9	2	1	–	–	–	–	1
4634	27	25	21	–	–	1	9	15	15	16	9	5	2	1	–	–	–	–
4635	218	183	178	33	25	20	113	116	128	67	39	24	5	3	6	–	–	–
4636	9	10	8	–	1	1	3	7	6	6	2	–	–	–	–	–	–	1
4637	61	74	63	–	1	1	28	54	51	32	17	10	1	2	1	–	–	–
4639	117	107	111	18	9	8	54	60	89	42	34	12	3	2	2	–	2	–
4641	5	3	7	–	–	1	1	1	5	4	2	1	–	–	–	–	–	–
4642	15	9	12	–	1	1	5	5	9	10	3	2	–	–	–	–	–	–
4643	3	3	–	–	–	–	1	2	–	2	1	–	–	–	–	–	–	–
4644	26	22	34	–	3	6	13	14	26	12	5	2	1	–	–	–	–	–
4645	34	28	24	4	2	3	22	15	21	8	10	–	–	1	–	–	–	–
4646	32	54	48	10	11	3	16	31	42	6	11	2	–	1	–	–	–	1
4647	23	10	18	1	–	1	8	8	16	13	2	1	1	–	–	–	–	–
4649	53	56	45	2	1	1	22	42	32	28	13	10	1	–	2	–	–	–
4651	31	25	19	5	12	7	19	11	9	7	2	3	–	–	–	–	–	–
4652	3	5	4	–	1	–	2	4	4	1	–	–	–	–	–	–	–	–
4661	2	1	–	–	–	–	1	1	–	1	–	–	–	–	–	–	–	–
4662	20	13	12	10	1	–	10	10	12	–	2	–	–	–	–	–	–	–
4663	35	18	44	6	2	12	20	10	30	8	6	2	1	–	–	–	–	–
4664	1	3	2	–	–	–	1	3	2	–	–	–	–	–	–	–	–	–
4665	2	–	1	–	–	–	2	–	1	–	–	–	–	–	–	–	–	–
4669	39	35	30	8	6	4	19	23	23	12	6	2	–	–	1	–	–	–
4671	15	17	7	1	1	–	7	8	7	7	7	–	–	1	–	–	–	–
4672	23	7	10	2	–	3	9	4	5	11	3	1	1	–	1	–	–	–
4673	4	8	7	–	–	1	1	7	4	2	1	2	1	–	–	–	–	–
4674	5	8	8	–	3	–	4	5	8	1	–	–	–	–	–	–	–	–
4679	64	49	60	2	3	7	32	31	43	26	14	7	3	1	2	1	–	1
4681	56	58	31	26	24	17	22	31	13	7	3	–	–	–	1	1	–	–
4682	125	113	140	19	12	14	72	64	117	31	30	7	3	7	1	–	–	1
4683	1	–	–	–	–	–	1	–	–	–	–	–	–	–	–	–	–	–
4684	29	25	27	10	4	12	14	16	15	4	4	–	1	1	–	–	–	–
4685	19	9	4	2	1	1	11	5	2	6	3	1	–	–	–	–	–	–
4686	24	14	12	1	1	–	13	6	7	10	7	4	–	–	1	–	–	–
4687	58	48	53	3	2	2	23	29	37	29	15	13	2	2	1	1	–	–
4689	31	24	25	1	1	2	19	15	20	10	7	1	–	1	2	1	–	–
4691	49	20	40	6	1	2	29	14	35	14	5	1	–	–	1	–	–	1
4692	1	–	1	–	–	–	–	–	1	1	–	–	–	–	–	–	–	–
4693	43	55	62	–	1	3	33	39	47	10	14	12	–	1	–	–	–	–
4711	1.827	1.573	1.489	27	26	33	1.070	1.138	1.245	714	397	199	9	7	10	7	5	2
4712	290	213	226	6	2	6	113	126	169	166	76	49	5	8	1	–	1	1
4713	216	98	114	2	7	4	125	69	96	82	20	10	7	2	4	–	–	–
4721	204	165	140	2	8	4	81	92	93	107	64	37	14	1	6	–	–	–
4722	46	21	22	–	1	1	9	11	13	36	8	8	1	1	–	–	–	–
4723	20	23	24	–	–	1	10	8	14	10	11	8	–	3	–	–	1	1
4724	161	156	150	1	1	8	121	124	131	38	28	10	1	3	1	–	–	–
4729	79	68	70	3	5	6	33	30	51	40	30	11	2	3	1	1	–	1
4731	185	108	118	4	3	5	65	62	82	111	40	28	3	2	3	2	1	–
4732	–	1	–	–	1	–	–	–	–	–	–	–	–	–	–	–	–	–
4741	12	11	5	–	1	–	2	2	4	8	8	1	2	–	–	–	–	–
4742	18	24	10	–	1	–	4	14	9	14	9	1	–	–	–	–	–	–
4743	31	38	22	–	2	–	13	14	13	17	22	7	–	–	2	1	–	–
4744	443	361	306	10	14	7	150	180	223	262	146	63	20	17	10	1	4	3
4751	35	27	33	–	–	2	12	17	21	22	9	9	–	1	–	1	–	1
4752	36	24	24	2	1	2	18	14	16	15	9	6	1	–	–	–	–	–
4753	515	399	180	4	6	4	248	240	132	259	148	35	4	4	6	–	1	3
4754	92	80	71	3	–	4	34	53	51	52	23	14	3	3	2	–	1	–
4755	35	53	36	1	2	3	21	33	30	13	17	3	–	1	–	–	–	–
4756	1	3	1	–	–	–	–	1	–	1	1	1	–	–	–	–	1	–
4757	9	13	9	–	–	–	3	4	7	4	8	2	2	1	–	–	–	–
4759	22	18	27	1	–	–	10	10	19	11	7	7	–	–	1	–	1	–
4761	32	18	33	–	–	2	15	9	27	17	7	3	–	2	1	–	–	–
4762	1	–	–	–	–	–	–	–	–	–	–	–	1	–	–	–	–	–
4763	30	29	19	2	1	1	13	18	16	14	9	2	1	1	–	–	–	–
4771	352	317	235	24	15	16	192	219	173	130	81	44	4	2	–	2	–	2
4772	17	18	17	–	1	3	9	8	10	8	9	4	–	–	–	–	–	–
4773	11	8	3	1	1	–	5	6	1	5	1	2	–	–	–	–	–	–
4774	4	11	7	–	–	1	–	6	6	4	5	–	–	–	–	–	–	–
4781	241	189	199	14	11	10	111	118	164	115	56	23	–	4	1	1	–	1

Capítulo 48 - Rio de Janeiro

48.1 - Quantidade de acidentes do trabalho liquidados, por consequência, segundo a Classificação Nacional de Atividades Econômicas (CNAE), no estado do Rio de Janeiro - 2013/2015

(continuação)

CNAE	QUANTIDADE DE ACIDENTES DO TRABALHO LIQUIDADOS																	
	Total			Consequência														
				Assistência Médica			Menos de 15 dias			Mais de 15 dias			Incapacidade Permanente			Óbito		
	2013	2014	2015	2013	2014	2015	2013	2014	2015	2013	2014	2015	2013	2014	2015	2013	2014	2015
4782	96	50	57	3	4	2	39	30	42	54	15	12	–	1	1	–	–	–
4783	10	11	11	–	–	–	8	6	7	2	5	4	–	–	–	–	–	–
4784	39	36	36	2	3	1	12	12	25	19	15	10	5	6	–	1	–	–
4785	2	3	3	–	–	–	1	1	2	1	2	1	–	–	–	–	–	–
4789	194	169	130	11	1	5	78	92	99	96	73	23	8	2	3	1	1	–
4911	28	27	10	18	22	5	6	3	4	3	1	1	1	1	–	–	–	–
4912	194	139	141	14	14	18	139	106	108	38	16	14	3	1	–	–	2	1
4921	1.086	720	574	110	46	12	284	332	387	627	285	122	60	55	47	5	2	6
4922	236	144	121	2	2	1	83	74	90	143	52	20	8	15	7	–	1	3
4923	31	16	26	6	–	7	7	5	14	17	11	5	1	–	–	–	–	–
4924	4	1	1	–	–	–	–	1	1	4	–	–	–	–	–	–	–	–
4929	61	53	39	4	6	10	21	27	23	31	18	5	4	–	1	1	2	–
4930	1.210	1.054	919	133	127	104	480	544	623	549	337	148	31	30	27	17	16	17
4940	149	142	116	94	98	73	34	25	35	21	19	7	–	–	1	–	–	–
4950	1	–	–	–	–	–	–	–	–	1	–	–	–	–	–	–	–	–
5011	48	62	53	9	13	14	25	34	35	14	10	2	–	5	2	–	–	–
5012	7	18	11	2	2	1	4	13	8	1	1	2	–	2	–	–	–	–
5021	10	11	13	–	2	5	6	7	8	3	1	–	1	1	–	–	–	–
5022	2	2	–	–	–	–	–	1	–	2	1	–	–	–	–	–	–	–
5030	431	401	346	260	249	226	120	117	107	50	32	13	1	2	–	–	1	–
5091	34	37	29	1	1	1	27	30	26	6	6	2	–	–	–	–	–	–
5111	126	113	99	26	4	3	83	78	65	17	30	30	–	1	1	–	–	–
5112	35	37	25	8	7	4	23	21	15	3	9	6	–	–	–	1	–	–
5120	2	5	–	–	–	–	–	1	–	2	4	–	–	–	–	–	–	–
5211	98	107	84	14	13	19	54	67	52	26	26	10	2	1	2	2	–	1
5212	144	170	137	24	30	21	73	62	70	40	70	40	3	7	6	4	1	–
5221	59	70	69	10	7	8	40	48	49	9	13	8	–	2	2	–	–	2
5222	20	13	15	2	–	–	12	10	11	6	3	4	–	–	–	–	–	–
5223	30	35	42	4	4	3	13	23	32	13	8	6	–	–	–	–	–	1
5229	105	72	85	28	17	20	50	35	47	24	16	17	3	3	1	–	1	–
5231	150	95	127	45	32	29	74	51	88	26	11	8	3	1	2	2	–	–
5232	26	61	28	8	22	13	12	24	14	6	14	1	–	1	–	–	–	–
5239	23	31	23	1	2	5	16	21	15	6	8	3	–	–	–	–	–	–
5240	129	107	121	11	10	22	83	78	87	34	18	12	–	1	–	1	–	–
5250	81	96	53	27	30	15	30	50	34	24	15	3	–	–	1	–	1	–
5310	2.275	2.724	3.312	485	404	311	1.552	2.074	2.874	233	241	122	5	5	5	–	–	–
5320	136	90	52	3	3	3	41	36	35	90	47	12	2	3	2	–	1	–
5510	275	322	366	8	26	40	135	205	273	127	89	43	4	2	8	1	–	2
5590	21	6	10	–	–	1	7	3	7	14	2	2	–	1	–	–	–	–
5611	937	752	672	38	33	22	489	470	540	400	231	97	6	16	11	4	2	2
5612	2	6	4	–	–	–	2	4	1	–	2	3	–	–	–	–	–	–
5620	720	688	533	208	239	149	321	360	353	185	79	24	5	9	6	1	1	1
5811	8	6	6	–	–	–	3	4	6	5	2	–	–	–	–	–	–	–
5812	12	6	5	2	–	1	6	4	4	3	2	–	1	–	–	–	–	–
5813	2	–	2	–	–	–	–	–	2	2	–	–	–	–	–	–	–	–
5819	3	–	1	–	–	–	1	–	–	1	–	1	1	–	–	–	–	–
5821	19	13	8	–	2	–	10	9	6	8	2	2	1	–	–	–	–	–
5822	9	7	13	–	–	1	6	4	10	2	3	2	1	–	–	–	–	–
5823	1	–	2	–	–	–	1	–	2	–	–	–	–	–	–	–	–	–
5829	13	12	10	–	–	1	3	8	3	10	3	5	–	1	1	–	–	–
5911	9	4	7	–	–	–	5	3	6	4	1	1	–	–	–	–	–	–
5914	17	21	27	2	1	4	11	16	22	4	4	1	–	–	–	–	–	–
5920	1	2	3	–	–	–	–	–	1	1	2	2	–	–	–	–	–	–
6010	9	4	4	2	–	–	5	2	4	2	2	–	–	–	–	–	–	–
6021	219	190	254	12	14	78	147	122	152	58	48	22	2	3	2	–	3	–
6022	9	7	11	–	1	–	2	2	8	6	4	2	–	–	–	1	–	1
6110	53	63	62	2	1	2	32	47	52	18	14	8	–	1	–	1	–	–
6120	82	57	95	1	1	2	51	41	70	30	15	22	–	–	1	–	–	–
6130	–	–	1	–	–	1	–	–	–	–	–	–	–	–	–	–	–	–
6141	25	7	8	1	–	1	10	5	4	14	2	2	–	–	1	–	–	–
6143	2	2	2	–	–	–	–	1	2	2	1	–	–	–	–	–	–	–
6190	85	58	67	3	3	2	47	39	56	33	14	8	2	–	1	–	2	–
6201	65	167	172	8	4	11	36	46	49	21	116	112	–	–	–	–	1	–
6202	3	5	7	1	–	–	1	4	7	1	–	–	–	–	–	–	1	–
6203	18	8	11	1	1	3	11	5	7	6	2	1	–	–	–	–	–	–
6204	90	75	89	20	16	10	54	44	69	16	15	10	–	–	–	–	–	–
6209	70	56	67	9	10	6	41	36	54	20	9	7	–	1	–	–	–	–
6311	13	15	14	2	–	1	9	5	10	2	8	3	–	2	–	–	–	–
6319	2	1	2	–	1	–	2	–	1	–	–	1	–	–	–	–	–	–
6391	–	1	–	–	–	–	–	1	–	–	–	–	–	–	–	–	–	–
6399	2	2	1	–	1	–	–	–	1	2	1	–	–	–	–	–	–	–
6410	1	1	–	–	–	–	1	1	–	–	–	–	–	–	–	–	–	–
6421	21	6	6	–	–	–	9	5	5	12	1	–	–	–	–	–	–	1
6422	1.579	1.095	1.000	13	7	13	860	800	826	690	268	151	14	19	10	2	1	–
6423	51	68	58	3	9	15	34	47	37	14	12	5	–	–	–	–	–	1

Capítulo 48 - Rio de Janeiro

48.1 - Quantidade de acidentes do trabalho liquidados, por consequência, segundo a Classificação Nacional de Atividades Econômicas (CNAE), no estado do Rio de Janeiro - 2013/2015

(continuação)

CNAE	QUANTIDADE DE ACIDENTES DO TRABALHO LIQUIDADOS																	
	Total			Consequência														
				Assistência Médica			Menos de 15 dias			Mais de 15 dias			Incapacidade Permanente			Óbito		
	2013	2014	2015	2013	2014	2015	2013	2014	2015	2013	2014	2015	2013	2014	2015	2013	2014	2015
6424	5	3	6	–	1	1	3	1	5	2	1	–	–	–	–	–	–	–
6431	–	–	1	–	–	–	–	–	1	–	–	–	–	–	–	–	–	–
6432	1	1	–	–	–	–	1	1	–	–	–	–	–	–	–	–	–	–
6433	54	55	32	27	35	20	23	18	11	4	2	1	–	–	–	–	–	–
6434	6	5	2	1	1	1	5	3	1	–	1	–	–	–	–	–	–	–
6435	3	–	–	–	–	–	3	–	–	–	–	–	–	–	–	–	–	–
6436	2	1	1	1	–	–	1	1	1	–	–	–	–	–	–	–	–	–
6450	7	2	4	–	–	–	5	1	4	2	1	–	–	–	–	–	–	–
6462	48	46	38	8	9	7	28	34	29	12	3	2	–	–	–	–	–	–
6463	5	1	8	–	–	–	4	1	7	1	–	1	–	–	–	–	–	–
6470	1	2	5	–	–	–	1	2	5	–	–	–	–	–	–	–	–	–
6493	1	–	4	–	–	1	–	–	2	1	–	1	–	–	–	–	–	–
6499	14	10	17	7	–	2	7	9	15	–	1	–	–	–	–	–	–	–
6511	10	12	21	1	–	1	6	8	19	3	4	1	–	–	–	–	–	–
6512	49	51	25	5	4	2	27	33	21	15	13	2	1	–	–	1	1	–
6520	32	11	12	2	–	–	25	7	12	5	4	–	–	–	–	–	–	–
6530	12	10	4	8	8	3	3	2	1	1	–	–	–	–	–	–	–	–
6541	29	39	33	11	11	11	16	23	21	1	5	1	1	–	–	–	–	–
6542	4	7	3	1	–	–	3	7	3	–	–	–	–	–	–	–	–	–
6550	114	127	119	13	33	18	74	80	96	27	14	5	–	–	–	–	–	–
6611	–	1	1	–	–	–	–	–	–	–	–	1	–	1	–	–	–	–
6612	7	9	10	1	2	–	4	6	10	2	1	–	–	–	–	–	–	–
6613	5	7	2	–	–	–	1	5	1	4	2	1	–	–	–	–	–	–
6619	25	24	18	4	1	–	16	19	17	5	4	1	–	–	–	–	–	–
6621	2	5	1	–	–	–	1	2	–	1	3	1	–	–	–	–	–	–
6622	19	14	10	–	1	–	12	10	10	7	3	–	–	–	–	–	–	–
6629	6	1	3	–	–	–	2	1	–	4	–	3	–	–	–	–	–	–
6630	2	10	8	–	–	–	1	1	1	1	8	7	–	1	–	–	–	–
6810	74	55	50	1	4	7	45	37	38	27	11	5	–	1	–	1	2	–
6821	14	16	19	–	–	4	7	9	12	7	7	2	–	–	1	–	–	–
6822	42	46	67	3	6	6	20	28	58	19	12	3	–	–	–	–	–	–
6911	29	18	38	3	1	6	11	11	24	15	6	8	–	–	–	–	–	–
6912	4	9	6	–	–	–	2	7	5	2	2	–	–	–	–	–	–	1
6920	75	71	73	3	4	8	38	47	49	34	19	15	–	1	1	–	–	–
7010	1	1	2	–	–	–	–	1	1	1	–	–	–	–	1	–	–	–
7020	110	88	107	12	21	22	64	56	79	32	10	6	2	1	–	–	–	–
7111	8	23	12	–	15	5	2	7	5	6	1	2	–	–	–	–	–	–
7112	511	524	400	134	126	81	224	288	276	142	98	31	5	8	10	6	4	2
7119	91	84	56	25	29	19	48	42	31	17	11	5	1	1	1	–	1	–
7120	36	49	46	15	3	8	13	30	34	8	14	4	–	1	–	–	1	–
7210	190	161	146	62	45	36	107	100	102	21	16	7	–	–	1	–	–	–
7220	2	3	1	–	–	–	2	1	1	–	2	–	–	–	–	–	–	–
7311	15	4	13	1	–	–	3	1	7	11	3	6	–	–	–	–	–	–
7312	8	8	4	1	1	–	5	7	3	2	–	1	–	–	–	–	–	–
7319	22	29	31	1	1	2	8	16	25	13	11	4	–	–	–	–	1	–
7320	3	2	1	–	–	–	3	–	1	–	2	–	–	–	–	–	–	–
7410	4	–	3	–	–	–	1	–	3	3	–	–	–	–	–	–	–	–
7420	12	13	7	–	1	–	8	7	3	4	5	3	–	–	1	–	–	–
7490	103	117	118	45	63	67	37	42	45	21	10	5	–	1	1	–	1	–
7500	6	3	2	–	–	–	–	1	2	6	2	–	–	–	–	–	–	–
7711	95	82	76	5	5	5	49	47	55	39	27	14	1	1	1	1	2	1
7719	22	30	14	3	11	4	8	8	5	10	10	4	–	1	1	1	–	–
7721	5	–	1	1	–	–	–	–	1	4	–	–	–	–	–	–	–	–
7722	4	4	6	–	–	–	1	3	5	3	1	1	–	–	–	–	–	–
7723	5	9	7	–	–	1	2	3	5	3	6	1	–	–	–	–	–	–
7729	11	11	7	–	–	–	4	4	6	6	6	1	1	–	–	–	1	–
7731	2	1	–	1	–	–	1	–	–	–	–	–	–	1	–	–	–	–
7732	97	75	84	6	5	11	46	50	57	44	19	11	1	1	2	–	–	3
7733	15	16	20	2	1	1	8	8	17	4	6	2	1	1	–	–	–	–
7739	80	72	90	8	8	9	42	41	71	29	20	7	1	3	3	–	–	–
7740	2	2	2	–	–	–	1	2	2	1	–	–	–	–	–	–	–	–
7810	416	286	252	86	44	37	205	184	197	114	45	15	10	10	1	1	3	2
7820	332	209	221	51	33	33	170	110	165	100	55	16	11	10	3	–	1	4
7830	136	104	123	27	22	34	61	59	77	46	21	8	2	1	2	–	1	2
7911	18	29	16	1	–	1	7	15	10	10	13	5	–	1	–	–	–	–
7912	1	–	–	–	–	–	–	–	–	1	–	–	–	–	–	–	–	–
7990	–	2	1	–	–	–	–	1	–	–	1	1	–	–	–	–	–	–
8011	322	271	245	35	25	33	130	146	165	144	82	31	10	13	8	3	5	8
8012	171	162	138	1	5	4	98	95	105	69	48	23	2	13	5	1	1	1
8020	11	10	9	–	–	1	6	5	7	5	5	1	–	–	–	–	–	–
8030	–	5	7	–	–	–	–	–	–	–	5	7	–	–	–	–	–	–
8111	47	36	34	2	6	3	16	17	25	28	13	6	1	–	–	–	–	–
8112	492	460	466	26	31	29	227	290	365	225	132	63	13	7	8	1	–	1
8121	637	566	491	45	72	63	320	381	357	262	96	54	8	16	14	2	1	3
8122	21	28	30	2	4	2	10	12	18	8	10	9	1	1	–	–	1	1

Capítulo 48 - Rio de Janeiro

48.1 - Quantidade de acidentes do trabalho liquidados, por consequência, segundo a Classificação Nacional de Atividades Econômicas (CNAE), no estado do Rio de Janeiro - 2013/2015

(conclusão)

CNAE	QUANTIDADE DE ACIDENTES DO TRABALHO LIQUIDADOS																	
	Total			Consequência														
				Assistência Médica			Menos de 15 dias			Mais de 15 dias			Incapacidade Permanente			Óbito		
	2013	2014	2015	2013	2014	2015	2013	2014	2015	2013	2014	2015	2013	2014	2015	2013	2014	2015
8129	23	38	35	4	10	14	8	15	19	11	13	1	–	–	–	–	–	1
8130	8	17	16	2	1	3	1	4	9	5	12	4	–	–	–	–	–	–
8211	160	246	197	34	10	15	77	76	102	49	160	77	–	–	3	–	–	–
8219	19	19	24	2	2	2	5	11	21	11	6	1	–	–	–	1	–	–
8220	414	261	213	22	16	21	258	213	173	129	31	17	5	–	2	–	1	–
8230	25	23	29	–	2	1	8	8	21	17	12	7	–	–	–	–	1	–
8291	18	18	22	2	–	2	6	13	15	10	4	5	–	1	–	–	–	–
8292	4	3	7	–	–	1	1	3	6	3	–	–	–	–	–	–	–	–
8299	436	376	264	87	67	54	201	220	176	132	76	23	12	11	10	4	2	1
8411	704	542	510	189	174	173	267	272	286	232	84	39	14	11	12	2	1	–
8412	4	12	30	–	4	14	2	6	12	2	2	4	–	–	–	–	–	–
8413	2	1	1	1	–	–	–	1	1	1	–	–	–	–	–	–	–	–
8422	49	45	60	15	10	19	21	25	37	13	10	4	–	–	–	–	–	–
8423	2	2	3	–	–	–	2	2	1	–	–	1	–	–	1	–	–	–
8424	10	4	3	–	–	–	4	4	3	5	–	–	–	–	–	1	–	–
8425	1	–	–	–	–	–	1	–	–	–	–	–	–	–	–	–	–	–
8430	1	1	–	–	–	–	–	1	–	1	–	–	–	–	–	–	–	–
8511	44	183	141	3	5	8	21	38	30	20	139	99	–	1	4	–	–	–
8512	49	42	45	1	2	–	18	27	34	29	12	9	1	1	2	–	–	–
8513	146	140	141	10	9	10	81	95	113	52	35	17	3	1	1	–	–	–
8520	43	56	27	2	4	–	17	28	19	24	22	6	–	2	2	–	–	–
8531	130	150	143	11	15	9	90	106	117	28	29	15	1	–	2	–	–	–
8532	63	63	48	9	7	3	33	45	36	18	9	8	3	2	1	–	–	–
8533	8	4	5	–	–	1	6	2	4	2	2	–	–	–	–	–	–	–
8541	15	15	16	1	3	–	6	7	15	8	5	1	–	–	–	–	–	–
8542	6	5	3	–	–	–	3	3	3	3	2	–	–	–	–	–	–	–
8550	9	10	5	2	2	2	5	7	3	2	1	–	–	–	–	–	–	–
8591	–	2	1	–	–	1	–	1	–	–	1	–	–	–	–	–	–	–
8592	1	3	7	–	–	–	–	2	7	1	1	–	–	–	–	–	–	–
8593	24	17	20	–	–	–	10	9	17	14	7	3	–	1	–	–	–	–
8599	202	235	223	21	22	27	142	179	176	34	33	17	4	1	1	1	–	2
8610	4.206	4.478	4.707	1.807	2.096	2.357	1.974	2.175	2.225	416	195	118	7	12	7	2	–	–
8621	18	13	10	2	2	1	6	8	8	10	3	1	–	–	–	–	–	–
8622	1	–	–	–	–	–	–	–	–	1	–	–	–	–	–	–	–	–
8630	285	319	343	106	130	138	141	154	194	38	35	11	–	–	–	–	–	–
8640	405	361	425	159	127	158	178	194	244	67	38	22	1	2	1	–	–	–
8650	32	39	50	4	7	20	15	24	26	13	8	4	–	–	–	–	–	–
8660	26	72	57	10	47	28	9	21	27	5	4	2	1	–	–	1	–	–
8690	139	186	180	39	75	75	79	91	99	20	17	6	–	3	–	1	–	–
8711	9	6	13	–	–	1	5	5	9	4	1	3	–	–	–	–	–	–
8712	9	8	9	1	1	1	6	6	6	1	1	2	1	–	–	–	–	–
8720	2	3	4	–	–	1	–	2	3	2	–	–	–	1	–	–	–	–
8730	14	22	15	–	–	1	10	16	11	4	6	1	–	–	2	–	–	–
8800	102	82	70	10	12	11	70	61	52	20	7	5	1	2	2	1	–	–
9001	21	11	15	1	1	–	5	6	12	15	4	3	–	–	–	–	–	–
9002	1	–	1	–	–	–	–	–	1	1	–	–	–	–	–	–	–	–
9003	2	2	1	–	1	–	1	1	–	1	–	1	–	–	–	–	–	–
9101	–	3	3	–	–	–	–	2	2	–	1	–	–	–	1	–	–	–
9102	1	5	2	–	3	–	–	1	2	1	1	–	–	–	–	–	–	–
9200	3	8	16	–	–	–	3	6	15	–	2	1	–	–	–	–	–	–
9311	4	6	6	–	3	–	1	2	6	3	–	–	–	1	–	–	–	–
9312	68	85	53	1	2	2	37	59	38	30	20	12	–	4	–	–	–	1
9313	24	16	16	–	1	1	9	6	11	14	8	4	1	–	–	–	1	–
9319	14	12	16	–	1	–	12	10	15	2	1	1	–	–	–	–	–	–
9321	9	5	6	–	–	–	2	5	3	7	–	3	–	–	–	–	–	–
9329	27	27	21	–	4	–	15	17	17	12	6	3	–	–	1	–	–	–
9411	17	25	23	2	7	1	10	14	22	4	3	–	1	1	–	–	–	–
9412	53	89	64	13	44	24	18	37	37	15	4	1	6	4	2	1	–	–
9420	36	23	22	3	–	2	16	15	20	14	8	–	3	–	–	–	–	–
9430	544	678	797	160	251	342	253	339	419	128	82	33	3	6	3	–	–	–
9491	89	130	61	–	29	4	48	68	37	40	28	16	1	2	3	–	3	1
9492	–	7	5	–	–	–	–	–	1	–	7	4	–	–	–	–	–	–
9493	2	3	3	–	1	–	2	–	3	–	1	–	–	1	–	–	–	–
9499	39	23	42	3	2	8	27	13	31	6	6	1	3	–	2	–	2	–
9511	36	34	28	2	1	3	15	23	19	18	9	3	1	1	2	–	–	1
9512	18	10	9	–	2	1	9	7	6	6	–	2	3	–	–	–	1	–
9521	32	44	25	2	2	1	11	27	17	18	13	5	1	1	2	–	1	–
9529	16	11	7	1	2	–	5	5	2	10	4	3	–	–	2	–	–	–
9601	46	40	42	5	5	7	16	21	26	24	13	9	–	–	–	1	1	–
9602	55	52	55	1	2	2	24	32	42	30	16	8	–	1	3	–	1	–
9603	20	10	22	3	1	2	6	7	16	11	1	4	–	1	–	–	–	–
9609	13	8	12	–	–	1	3	4	8	9	2	3	1	2	–	–	–	–
9700	4	3	1	–	–	–	3	2	1	1	–	–	–	1	–	–	–	–
9900	4	2	2	–	–	1	2	–	1	2	2	–	–	–	–	–	–	–
Ignorado	410	5.540	4.035	6	17	15	65	108	91	242	5.291	3.851	95	123	75	2	1	3

Fonte: DATAPREV, CAT, SUB.

Nota: Os dados são preliminares, estando sujeitos a correções.

Capítulo 48 - Rio de Janeiro

48.2 - Quantidade mensal de acidentes do trabalho liquidados, por consequência, no estado do Rio de Janeiro - 2013/2015

MESES	QUANTIDADE DE ACIDENTES DO TRABALHO LIQUIDADOS																	
	Total			Consequência														
				Assistência Médica			Menos de 15 dias			Mais de 15 dias			Incapacidade Permanente			Óbito		
	2013	2014	2015	2013	2014	2015	2013	2014	2015	2013	2014	2015	2013	2014	2015	2013	2014	2015
TOTAL	**52.993**	**53.704**	**47.977**	**11.197**	**10.930**	**9.827**	**24.643**	**26.126**	**28.402**	**16.129**	**15.531**	**8.888**	**850**	**941**	**702**	**174**	**176**	**158**
Janeiro	4.480	4.682	4.254	891	977	818	2.202	2.168	2.296	1.303	1.471	1.061	68	56	67	16	10	12
Fevereiro	3.778	4.395	3.769	830	836	839	1.706	2.141	2.015	1.165	1.328	839	63	77	59	14	13	17
Março	4.406	4.222	4.529	905	882	958	2.041	1.955	2.682	1.367	1.299	784	77	79	92	16	7	13
Abril	4.371	4.243	3.748	908	868	805	1.966	2.055	2.135	1.396	1.238	722	87	64	73	14	18	13
Maio	4.528	4.827	4.025	988	1.019	819	2.113	2.284	2.459	1.344	1.434	665	68	71	72	15	19	10
Junho	4.336	3.908	4.109	910	855	804	1.953	1.828	2.429	1.386	1.143	762	76	64	100	11	18	14
Julho	4.573	4.676	4.591	976	912	861	2.060	2.231	2.827	1.458	1.416	827	66	103	60	13	14	16
Agosto	4.846	4.595	4.284	996	956	884	2.226	2.180	2.562	1.531	1.345	761	75	98	62	18	16	15
Setembro	4.755	4.852	3.955	1.007	991	781	2.238	2.426	2.438	1.411	1.318	699	88	98	30	11	19	7
Outubro	4.876	4.873	3.800	1.042	972	798	2.301	2.464	2.304	1.448	1.346	654	71	82	33	14	9	11
Novembro	4.159	4.248	3.424	914	833	695	1.993	2.129	2.125	1.183	1.178	563	48	89	24	21	19	17
Dezembro	3.885	4.183	3.489	830	829	765	1.844	2.265	2.130	1.137	1.015	551	63	60	30	11	14	13

Fonte: DATAPREV, CAT, SUB.
Nota: Os dados são preliminares, estando sujeitos a correções.

DISTRIBUIÇÃO DE ACIDENTES DO TRABALHO LIQUIDADOS, POR CONSEQUÊNCIA, NO ESTADO DO RIO DE JANEIRO - 2015

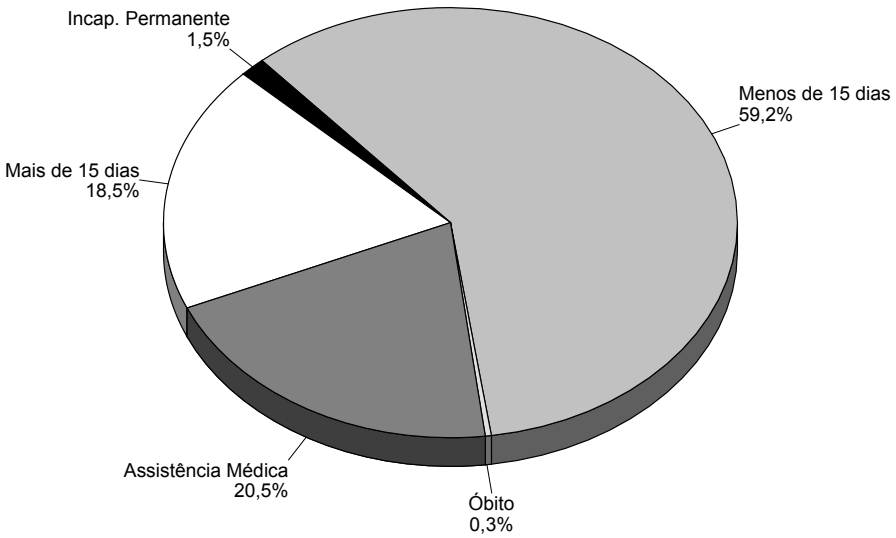

Fonte: DATAPREV, CAT, SUB.

Capítulo 49 - São Paulo

49.1 - Quantidade de acidentes do trabalho liquidados, por consequência, segundo a Classificação Nacional de Atividades Econômicas (CNAE), no estado de São Paulo - 2013/2015

(continua)

CNAE	QUANTIDADE DE ACIDENTES DO TRABALHO LIQUIDADOS																	
	Total			Consequência														
				Assistência Médica			Menos de 15 dias			Mais de 15 dias			Incapacidade Permanente			Óbito		
	2013	2014	2015	2013	2014	2015	2013	2014	2015	2013	2014	2015	2013	2014	2015	2013	2014	2015
TOTAL	**257.907**	**247.446**	**211.627**	**36.973**	**35.745**	**33.630**	**134.081**	**133.443**	**134.757**	**81.236**	**73.045**	**39.821**	**4.884**	**4.517**	**2.757**	**733**	**696**	**662**
0111	104	388	340	4	3	3	46	48	50	47	337	286	4	–	–	3	–	1
0112	9	107	82	1	–	–	1	3	6	6	104	76	1	–	–	–	–	–
0113	2.255	1.472	1.284	573	287	262	1.016	860	845	623	301	156	36	19	13	7	5	8
0114	–	1	–	–	–	–	–	–	–	–	1	–	–	–	–	–	–	–
0115	49	36	38	1	2	1	29	23	32	17	11	3	1	–	–	1	–	2
0116	19	30	23	2	–	–	10	28	23	7	2	–	–	–	–	–	–	–
0119	118	80	56	4	17	1	57	44	44	53	18	10	4	–	–	–	1	1
0121	73	231	188	3	3	6	50	53	40	19	175	140	1	–	1	–	–	1
0122	81	78	60	5	1	3	55	67	51	18	10	6	3	–	–	–	–	–
0131	1.140	904	877	79	118	194	701	556	582	331	211	89	26	13	11	3	6	1
0132	43	36	69	1	1	2	23	30	58	19	5	7	–	–	–	–	–	2
0133	69	56	50	1	–	1	37	40	41	29	16	7	2	–	–	–	–	1
0134	208	134	74	–	4	2	140	72	50	65	53	20	1	–	1	2	5	1
0139	57	187	117	3	3	1	34	26	23	18	157	93	1	1	–	1	–	–
0141	118	103	162	11	9	5	71	71	130	34	22	26	2	1	–	–	–	1
0142	44	36	35	2	2	2	26	25	27	16	8	5	–	1	1	–	–	–
0151	457	365	246	4	10	3	230	237	198	213	112	41	4	3	2	6	3	2
0152	25	21	24	–	1	1	10	14	16	15	6	7	–	–	–	–	–	–
0153	8	4	2	–	–	–	2	3	2	6	1	–	–	–	–	–	–	–
0154	22	14	23	–	1	1	12	7	20	10	6	1	–	–	–	–	–	1
0155	387	363	239	21	22	11	230	247	203	132	86	23	4	7	2	–	1	–
0159	20	19	8	–	–	–	10	15	7	10	4	1	–	–	–	–	–	–
0161	482	383	484	52	46	118	210	242	299	209	83	54	9	8	7	2	4	6
0162	47	37	64	–	2	1	20	26	46	23	9	16	3	–	–	1	–	1
0163	7	8	9	–	–	–	5	4	7	2	4	2	–	–	–	–	–	–
0210	232	194	174	60	37	45	114	114	105	57	37	19	–	2	3	1	4	2
0220	8	17	13	–	2	1	8	11	11	–	4	1	–	–	–	–	–	–
0230	58	41	20	28	17	8	21	19	10	7	4	1	1	1	–	1	–	1
0311	11	7	3	–	–	–	6	3	2	4	2	1	1	2	–	–	–	–
0312	2	6	4	–	–	–	–	–	–	2	6	4	–	–	–	–	–	–
0321	6	6	3	–	–	–	4	3	2	2	3	1	–	–	–	–	–	–
0322	91	51	25	4	3	2	77	44	21	10	4	2	–	–	–	–	–	–
0600	28	13	21	11	7	13	12	5	7	4	1	1	1	–	–	–	–	–
0710	–	–	2	–	–	1	–	–	1	–	–	–	–	–	–	–	–	–
0722	1	–	–	–	–	–	1	–	–	–	–	–	–	–	–	–	–	–
0724	–	5	2	–	1	–	–	2	1	–	2	1	–	–	–	–	–	–
0725	–	1	–	–	–	–	–	1	–	–	–	–	–	–	–	–	–	–
0729	6	10	7	–	1	–	2	4	6	4	5	1	–	–	–	–	–	–
0810	455	412	312	30	30	31	233	249	228	179	118	44	8	11	5	5	4	4
0891	15	9	6	1	1	–	12	5	6	2	3	–	–	–	–	–	–	–
0892	1	2	4	–	–	–	1	2	3	–	–	1	–	–	–	–	–	–
0893	–	–	2	–	–	–	–	–	2	–	–	–	–	–	–	–	–	–
0899	37	30	31	6	7	1	14	14	22	13	7	7	3	1	1	1	1	–
0910	61	135	46	43	97	32	15	27	11	3	11	2	–	–	1	–	–	–
0990	1	1	1	–	–	–	–	1	1	–	–	–	1	–	–	–	–	–
1011	1.031	771	739	20	25	51	715	604	614	287	130	66	7	12	6	2	–	2
1012	879	1.064	855	68	100	137	467	605	509	334	342	199	7	15	9	3	2	1
1013	1.009	762	806	99	92	118	487	494	616	394	162	59	26	13	10	3	1	3
1020	52	35	55	2	2	1	27	31	52	21	2	2	2	–	–	–	–	–
1031	101	84	61	2	4	5	42	51	45	56	28	11	1	1	–	–	–	–
1032	70	68	46	3	3	4	47	51	38	19	14	3	1	–	1	–	–	–
1033	329	271	264	114	79	69	136	148	169	75	37	22	3	4	–	1	3	4
1041	104	80	80	16	18	14	45	40	55	40	21	10	3	1	1	–	–	–
1042	62	62	69	11	17	6	30	42	58	21	2	5	–	–	–	–	1	–
1043	22	20	17	2	5	3	14	14	13	5	1	1	1	–	–	–	–	–
1051	72	61	69	4	3	3	33	34	55	34	24	11	1	–	–	–	–	–
1052	327	271	322	73	63	77	137	141	210	109	63	32	4	4	2	4	–	1
1053	101	105	84	19	12	8	50	60	63	32	30	13	–	3	–	–	–	–
1061	61	29	33	2	2	–	16	12	27	41	12	2	2	3	3	–	–	1
1062	118	137	125	8	12	5	75	97	109	32	25	9	3	3	1	–	–	1
1063	21	18	12	–	–	–	6	4	6	14	12	6	1	2	–	–	–	–
1064	24	18	28	–	–	1	8	14	26	16	4	1	–	–	–	–	–	–
1065	46	37	47	2	1	9	30	24	34	13	12	4	1	–	–	–	–	–
1066	362	299	303	45	25	29	180	201	224	130	67	45	6	6	3	1	–	2
1069	120	106	59	11	9	14	46	74	35	60	23	10	2	–	–	1	–	–
1071	5.071	4.107	3.357	1.514	1.625	1.503	2.308	1.828	1.562	1.143	577	229	75	66	42	31	11	21
1072	38	26	22	1	2	–	28	21	21	9	3	1	–	–	–	–	–	–
1081	57	64	56	8	6	4	32	38	39	16	16	12	1	3	1	–	1	–
1082	4	21	13	–	1	–	3	16	9	1	4	4	–	–	–	–	–	–
1091	935	782	758	47	62	36	509	494	625	374	212	86	3	14	11	2	–	–
1092	420	333	311	103	63	73	173	195	210	140	70	24	3	3	3	1	2	1
1093	524	431	318	79	83	67	288	273	220	153	73	27	2	2	4	2	–	–
1094	349	358	385	20	46	82	192	226	254	133	79	42	4	7	6	–	–	1
1095	138	104	92	6	6	6	85	77	74	42	20	11	5	1	1	–	–	–
1096	33	28	29	4	1	1	13	21	27	16	6	1	–	–	–	–	–	–
1099	765	727	676	98	122	99	390	417	492	270	176	75	6	8	9	1	4	1
1111	131	165	106	42	27	10	60	71	54	26	66	40	2	1	2	1	–	–
1112	19	39	20	1	2	1	15	22	10	3	15	9	–	–	–	–	–	–
1113	287	239	176	148	106	61	103	101	102	31	31	11	4	1	2	1	–	–
1121	79	78	78	14	20	10	37	37	55	27	21	13	1	–	–	–	–	–
1122	436	330	260	127	85	71	191	184	166	113	58	20	5	2	1	–	1	2

Capítulo 49 - São Paulo

49.1 - Quantidade de acidentes do trabalho liquidados, por consequência, segundo a Classificação Nacional de Atividades Econômicas (CNAE), no estado de São Paulo - 2013/2015

(continuação)

CNAE	QUANTIDADE DE ACIDENTES DO TRABALHO LIQUIDADOS																	
	Total			Consequência														
				Assistência Médica			Menos de 15 dias			Mais de 15 dias			Incapacidade Permanente			Óbito		
	2013	2014	2015	2013	2014	2015	2013	2014	2015	2013	2014	2015	2013	2014	2015	2013	2014	2015
1210	1	1	–	–	–	–	1	1	–	–	–	–	–	–	–	–	–	–
1220	3	12	12	–	2	4	2	3	3	1	7	5	–	–	–	–	–	–
1311	218	202	142	17	13	9	159	157	123	42	27	10	–	4	–	–	1	–
1312	36	21	13	2	–	–	22	18	11	11	3	2	1	–	–	–	–	–
1313	225	161	120	38	18	17	136	109	93	50	29	9	1	4	1	–	1	–
1314	71	48	30	9	6	2	32	27	22	29	15	5	1	–	1	–	–	–
1321	245	225	235	45	40	44	140	153	181	57	30	8	2	1	–	1	1	2
1322	26	17	18	–	1	–	15	15	18	10	1	–	1	–	–	–	–	–
1323	410	406	279	26	36	28	259	282	226	124	85	23	1	2	1	–	1	1
1330	166	128	72	11	10	3	103	86	61	50	31	7	2	1	1	–	–	–
1340	375	338	223	11	13	16	261	257	192	97	64	13	6	4	2	–	–	–
1351	297	274	238	21	30	30	163	184	188	105	51	19	7	9	1	1	–	–
1352	108	75	36	4	5	4	59	49	26	42	21	5	3	–	1	–	–	–
1353	40	44	42	4	–	2	29	37	40	7	5	–	–	2	–	–	–	–
1354	217	213	159	24	22	16	109	126	116	81	57	22	2	8	3	1	–	2
1359	577	406	341	34	17	26	351	297	268	182	85	38	10	7	8	–	–	1
1411	154	141	106	15	6	7	87	94	86	51	38	12	–	2	1	1	1	–
1412	1.346	1.007	650	37	37	27	602	661	523	687	282	84	19	25	15	1	2	1
1413	105	74	56	3	2	5	59	60	49	42	10	2	1	1	–	–	1	–
1414	83	62	43	4	4	2	42	47	33	37	10	7	–	1	1	–	–	–
1421	133	88	118	15	7	30	67	65	80	51	16	7	–	–	1	–	–	–
1422	10	8	3	–	–	–	1	3	3	9	4	–	–	1	–	–	–	–
1510	286	218	237	4	10	13	165	145	192	115	57	30	2	6	2	–	–	–
1521	51	52	42	1	–	1	27	23	28	22	27	11	1	2	2	–	–	–
1529	102	54	52	3	4	6	66	34	43	32	15	2	1	1	1	–	–	–
1531	383	211	120	12	9	6	139	119	83	224	75	26	8	8	5	–	–	–
1532	85	45	24	–	–	1	74	30	21	11	15	2	–	–	–	–	–	–
1533	186	135	95	3	1	–	122	82	85	58	49	10	3	3	–	–	–	–
1539	67	63	46	2	6	4	34	37	36	27	19	6	4	1	–	–	–	–
1540	103	66	63	11	10	5	29	27	49	58	26	9	5	3	–	–	–	–
1610	316	291	332	5	3	7	166	154	232	135	124	84	9	10	9	1	–	–
1621	126	149	119	16	22	22	74	82	81	35	41	15	1	4	–	–	–	1
1622	156	144	92	3	8	3	73	87	63	74	45	25	6	4	1	–	–	–
1623	414	362	325	21	9	10	263	271	275	124	67	37	6	15	3	–	–	–
1629	274	240	193	6	11	6	163	164	157	99	59	23	6	6	6	–	–	1
1710	130	127	114	96	97	86	23	23	27	11	7	1	–	–	–	–	–	–
1721	482	411	335	162	154	123	198	175	179	113	75	28	8	7	4	1	–	1
1722	41	37	45	5	2	2	12	22	36	22	12	6	2	1	1	–	–	–
1731	214	183	209	10	6	10	104	108	157	91	68	39	8	–	3	1	1	–
1732	146	103	67	1	2	3	90	69	47	54	29	14	1	3	3	–	–	–
1733	730	566	516	87	81	72	397	338	379	225	125	54	19	20	10	2	2	1
1741	179	200	159	9	8	6	106	118	122	61	66	27	3	7	4	–	1	–
1742	336	281	259	66	72	66	175	138	173	93	69	17	2	1	3	–	1	–
1749	196	224	210	14	25	46	103	129	138	76	63	24	3	7	2	–	–	–
1811	286	282	229	10	12	6	195	204	190	76	62	31	5	3	2	–	1	–
1812	102	155	134	3	7	8	82	57	81	16	87	44	1	4	1	–	–	–
1813	326	328	267	22	16	11	166	187	212	131	116	41	6	8	2	1	1	1
1821	99	99	77	4	6	5	50	68	56	42	24	11	3	–	5	–	1	–
1822	60	70	55	3	2	3	28	38	38	28	26	13	1	4	1	–	–	–
1830	2	1	3	–	–	–	2	1	2	–	–	1	–	–	–	–	–	–
1910	–	24	13	–	–	–	–	–	–	–	22	12	–	2	1	–	–	–
1921	236	139	93	164	91	59	53	35	25	18	10	7	1	–	1	–	3	1
1922	75	61	67	9	18	26	53	30	35	12	12	6	1	1	–	–	–	–
1931	2.311	1.700	1.600	596	564	551	1.188	888	892	486	224	132	37	19	17	4	5	8
1932	7	8	9	–	–	–	4	3	5	2	5	4	1	–	–	–	–	–
2011	19	17	14	8	10	10	7	6	4	4	1	–	–	–	–	–	–	–
2012	27	12	18	16	6	9	4	3	6	5	3	2	2	–	–	–	–	1
2013	253	227	209	36	23	29	152	163	157	57	36	21	4	4	1	4	1	1
2014	31	27	23	5	3	6	12	16	16	14	7	1	–	–	–	–	1	–
2019	81	80	88	25	23	34	38	44	47	16	12	4	1	1	2	1	–	1
2021	61	65	43	39	40	24	12	15	15	8	9	4	2	1	–	–	–	–
2022	27	21	16	11	10	1	10	6	7	6	4	7	–	1	1	–	–	–
2029	294	255	269	108	124	116	129	107	133	48	20	15	7	2	2	2	2	3
2031	119	97	92	28	19	23	63	56	49	27	22	19	1	–	1	–	–	–
2032	50	50	46	5	5	8	28	36	35	15	9	3	2	–	–	–	–	–
2033	5	4	5	–	–	–	2	2	5	2	2	–	1	–	–	–	–	–
2040	129	154	123	53	54	34	63	62	68	12	35	21	1	2	–	–	1	–
2051	44	45	30	6	16	4	31	24	23	6	5	2	1	–	–	–	–	1
2052	6	7	3	–	1	1	3	1	1	3	5	1	–	–	–	–	–	–
2061	210	225	164	29	30	35	111	156	116	66	34	8	1	3	4	3	2	1
2062	181	235	207	31	25	30	97	174	159	49	35	15	4	1	3	–	–	–
2063	567	487	412	67	84	67	321	322	315	171	67	27	7	12	3	1	2	–
2071	280	276	246	39	43	43	159	184	185	74	42	15	8	7	3	–	–	–
2072	27	20	21	3	1	1	13	11	18	9	7	1	2	1	–	–	–	1
2073	51	56	30	4	13	–	30	35	24	17	8	4	–	–	2	–	–	–
2091	102	117	116	7	10	2	68	72	77	26	33	36	1	2	1	–	–	–
2092	55	56	60	23	33	44	25	19	14	6	2	2	–	1	–	1	1	–
2093	144	125	117	17	16	10	97	88	98	26	20	9	3	1	–	1	–	–
2094	3	1	2	1	–	–	2	1	1	–	–	1	–	–	–	–	–	–
2099	541	502	440	123	118	105	300	311	291	111	62	39	5	9	4	2	2	1
2110	65	76	70	4	5	9	44	63	52	15	8	7	2	–	1	–	–	1
2121	681	588	650	109	143	152	422	369	457	145	70	36	3	5	4	2	1	1
2122	89	105	84	25	21	24	46	62	56	18	21	4	–	1	–	–	–	–

Capítulo 49 - São Paulo

49.1 - Quantidade de acidentes do trabalho liquidados, por consequência, segundo a Classificação Nacional de Atividades Econômicas (CNAE), no estado de São Paulo - 2013/2015

(continuação)

CNAE	QUANTIDADE DE ACIDENTES DO TRABALHO LIQUIDADOS																	
	Total			Consequência														
				Assistência Médica			Menos de 15 dias			Mais de 15 dias			Incapacidade Permanente			Óbito		
	2013	2014	2015	2013	2014	2015	2013	2014	2015	2013	2014	2015	2013	2014	2015	2013	2014	2015
2123	1	2	1	–	1	1	1	1	–	–	–	–	–	–	–	–	–	–
2211	559	495	372	194	199	162	215	214	177	139	72	24	11	9	7	–	1	2
2212	125	120	91	9	8	8	67	77	75	44	35	6	5	–	2	–	–	–
2219	921	720	580	52	51	52	451	427	412	391	215	94	25	25	22	2	2	–
2221	305	294	239	39	37	23	148	183	187	103	69	26	15	4	2	–	1	1
2222	1.803	1.601	1.398	74	90	123	1.124	1.068	1.112	565	420	140	35	21	18	5	2	5
2223	318	287	252	97	131	129	160	126	113	55	27	8	3	2	1	3	1	1
2229	3.156	2.590	1.923	293	362	246	1.823	1.678	1.455	968	501	181	70	45	38	2	4	3
2311	402	439	363	35	46	60	271	312	262	87	77	38	5	3	3	4	1	–
2312	176	80	90	63	7	13	57	44	63	54	25	12	1	4	1	1	–	1
2319	255	222	240	11	31	45	163	144	179	75	43	13	5	4	3	1	–	–
2320	82	59	30	34	32	10	23	16	12	20	9	7	4	1	1	1	1	–
2330	1.199	857	646	89	76	57	612	513	471	464	238	92	21	27	19	13	3	7
2341	65	47	44	5	4	7	30	28	30	27	14	4	3	1	3	–	–	–
2342	1.176	953	779	23	25	17	577	635	629	549	274	109	23	16	20	4	3	4
2349	222	158	122	40	47	30	73	81	80	101	27	9	8	3	3	–	–	–
2391	228	165	133	6	9	6	112	97	108	100	56	16	9	3	3	1	–	–
2392	15	15	15	6	6	3	–	5	10	8	3	1	1	1	1	–	–	–
2399	321	306	260	18	34	28	189	211	196	109	58	33	5	3	2	–	–	1
2411	7	18	6	5	13	4	2	4	2	–	1	–	–	–	–	–	–	–
2412	34	24	15	4	4	1	17	12	10	10	7	3	3	1	1	–	–	–
2421	17	5	2	–	–	–	–	4	–	17	1	2	–	–	–	–	–	–
2422	141	139	87	40	42	16	59	62	57	35	32	9	7	2	5	–	1	–
2423	231	249	191	102	110	82	79	120	98	46	14	7	3	5	4	1	–	–
2424	358	325	255	44	34	29	213	215	205	96	68	20	5	7	1	–	1	–
2431	238	156	97	30	22	14	131	95	71	74	33	8	2	6	3	1	–	1
2439	60	54	45	2	9	8	39	30	30	19	14	6	–	1	1	–	–	–
2441	425	264	208	68	28	41	213	156	133	137	70	25	5	10	9	2	–	–
2442	9	9	5	2	1	1	7	3	2	–	5	2	–	–	–	–	–	–
2443	210	118	119	24	19	3	99	56	94	83	33	19	4	9	3	–	1	–
2449	135	102	79	7	3	10	76	67	57	51	27	9	1	5	3	–	–	–
2451	1.086	870	665	173	111	93	577	565	508	323	184	50	12	10	9	1	–	5
2452	310	272	179	10	11	16	189	189	128	105	68	34	6	4	1	–	–	–
2511	810	675	453	56	64	26	472	393	327	262	200	89	17	13	10	3	5	1
2512	821	722	559	25	39	39	513	514	450	272	156	63	11	10	6	–	3	1
2513	270	229	143	18	21	9	147	150	118	95	47	14	7	10	1	3	1	1
2521	220	179	145	11	12	8	143	124	119	64	37	16	2	6	2	–	–	–
2522	91	112	59	3	6	6	56	51	32	32	51	20	–	3	1	–	1	–
2531	136	90	64	2	2	2	89	53	53	44	33	8	–	2	1	1	–	–
2532	908	669	435	48	29	24	573	436	338	263	191	60	20	12	12	4	1	1
2539	1.038	865	613	41	44	38	600	581	507	383	217	55	12	20	10	2	3	3
2541	19	13	7	–	2	–	12	8	7	7	2	–	–	1	–	–	–	–
2542	483	458	388	18	26	17	271	292	309	188	126	51	6	12	8	–	2	3
2543	304	224	174	27	19	22	182	152	138	91	48	12	4	5	2	–	–	–
2550	98	96	107	29	39	55	46	47	47	23	10	4	–	–	1	–	–	–
2591	335	276	225	14	35	34	232	168	173	80	66	13	8	7	5	1	–	–
2592	580	472	352	53	48	51	315	294	260	201	120	39	10	10	2	1	–	–
2593	312	315	254	14	26	26	151	196	201	141	84	24	6	8	3	–	1	–
2599	2.051	1.794	1.377	122	157	98	1.282	1.255	1.143	608	350	114	35	29	21	4	3	1
2610	177	157	115	14	11	6	90	111	99	66	30	9	6	5	1	1	–	–
2621	125	67	55	14	8	8	81	50	41	28	8	6	1	1	–	1	–	–
2622	165	216	199	5	56	62	115	135	127	41	24	10	2	1	–	2	–	–
2631	91	66	37	9	13	10	51	38	24	31	10	2	–	5	–	–	–	1
2632	151	89	56	62	35	23	69	44	33	19	8	–	1	2	–	–	–	–
2640	44	32	37	2	1	4	18	20	28	22	10	4	2	1	1	–	–	–
2651	227	198	142	36	31	27	132	142	104	57	23	10	2	1	–	–	1	1
2652	10	5	1	–	–	–	6	4	1	4	1	–	–	–	–	–	–	–
2660	74	59	50	3	4	2	59	43	47	12	12	1	–	–	–	–	–	–
2670	7	5	12	1	1	1	3	2	9	3	1	2	–	1	–	–	–	–
2680	1	1	–	–	–	–	–	1	–	1	–	–	–	–	–	–	–	–
2710	454	346	248	150	106	78	215	180	144	85	56	23	3	4	2	1	–	1
2721	38	32	19	3	2	1	24	25	14	10	5	4	1	–	–	–	–	–
2722	98	76	33	5	3	–	43	43	27	50	28	4	–	2	2	–	–	–
2731	343	282	240	39	22	35	231	214	182	69	41	21	3	4	1	1	1	1
2732	122	107	74	7	–	2	57	71	59	55	35	9	3	1	4	–	–	–
2733	540	393	292	67	53	32	295	249	225	171	80	30	5	10	5	2	1	–
2740	260	196	118	52	7	2	121	133	95	81	47	18	5	9	3	1	–	–
2751	686	520	402	128	54	55	319	358	298	230	104	44	8	4	4	1	–	1
2759	191	159	121	6	7	9	114	109	91	69	39	19	2	4	2	–	–	–
2790	287	278	201	16	18	13	153	194	153	112	61	33	6	5	1	–	–	1
2811	254	247	151	104	70	38	105	133	96	41	39	16	2	5	1	2	–	–
2812	241	268	178	28	21	27	159	184	137	52	59	13	2	3	1	–	1	–
2813	295	239	183	16	13	18	159	156	145	118	64	20	2	5	–	–	1	–
2814	81	64	49	–	–	2	46	45	40	32	18	7	3	1	–	–	–	–
2815	224	183	184	13	16	27	149	127	133	59	37	24	2	3	–	1	–	–
2821	140	123	92	3	5	7	91	86	72	44	29	11	2	3	2	–	–	–
2822	416	393	279	21	19	21	239	277	225	153	90	27	2	5	4	1	2	2
2823	287	244	200	22	16	18	192	180	157	71	44	24	2	4	1	–	–	–
2824	29	38	15	4	3	1	18	28	10	6	6	2	1	1	2	–	–	–
2825	39	43	34	8	6	15	23	32	18	7	3	1	1	1	–	–	1	–
2829	1.235	1.059	834	110	109	100	741	750	648	354	176	76	26	20	7	4	4	3
2831	91	84	83	11	5	7	59	59	65	19	20	11	2	–	–	–	–	–
2832	44	48	39	–	–	1	28	40	34	15	8	4	1	–	–	–	–	–

Capítulo 49 - São Paulo

49.1 - Quantidade de acidentes do trabalho liquidados, por consequência, segundo a Classificação Nacional de Atividades Econômicas (CNAE), no estado de São Paulo - 2013/2015

(continuação)

CNAE	QUANTIDADE DE ACIDENTES DO TRABALHO LIQUIDADOS																	
	Total			Consequência														
				Assistência Médica			Menos de 15 dias			Mais de 15 dias			Incapacidade Permanente			Óbito		
	2013	2014	2015	2013	2014	2015	2013	2014	2015	2013	2014	2015	2013	2014	2015	2013	2014	2015
2833	1.274	1.182	1.016	31	48	66	801	821	804	431	303	135	8	8	10	3	2	1
2840	449	347	263	47	37	32	289	243	207	107	61	20	5	6	3	1	–	1
2851	79	44	21	33	23	6	32	18	14	11	3	–	2	–	1	1	–	–
2852	163	146	106	25	20	27	107	103	71	30	19	7	–	4	1	1	–	–
2853	218	155	71	68	64	29	64	71	38	78	16	2	7	4	2	1	–	–
2854	334	166	84	138	66	14	159	71	64	37	27	6	–	2	–	–	–	–
2861	147	123	97	5	8	6	88	81	82	52	31	6	1	1	3	1	2	–
2862	340	336	234	16	19	14	232	254	196	92	59	20	–	4	3	–	–	1
2863	30	17	29	1	2	–	17	8	25	10	6	2	1	1	2	1	–	–
2864	18	20	16	2	1	1	8	13	14	7	5	1	1	1	–	–	–	–
2865	38	28	21	4	8	2	21	16	17	13	4	1	–	–	–	–	–	1
2866	46	39	23	5	1	1	26	28	20	15	9	2	–	1	–	–	–	–
2869	926	795	563	59	52	30	563	582	485	284	151	40	16	9	8	4	1	–
2910	3.743	2.081	1.128	1.490	929	522	1.179	889	536	965	146	37	108	116	29	1	1	4
2920	1.055	545	345	549	192	117	339	236	181	149	81	41	17	34	6	1	2	–
2930	1.290	1.352	782	125	201	147	826	987	576	331	153	56	7	10	3	1	1	–
2941	1.121	688	574	149	114	98	547	427	401	389	113	44	36	34	31	–	–	–
2942	320	262	261	64	61	99	151	162	143	94	37	15	8	2	4	3	–	–
2943	308	221	188	84	52	46	123	121	120	91	41	14	8	7	7	2	–	1
2944	523	391	236	187	153	89	162	153	120	150	67	23	24	16	4	–	2	–
2945	385	258	170	21	23	14	201	170	136	154	55	15	7	10	5	2	–	–
2949	4.401	3.245	2.374	747	565	384	2.357	1.995	1.736	1.199	585	199	93	94	52	5	6	3
2950	68	49	30	4	4	2	34	29	21	30	15	6	–	1	1	–	–	–
3011	124	139	57	65	74	25	40	48	26	15	14	5	4	3	1	–	–	–
3012	11	8	9	–	1	–	4	5	5	6	2	3	1	–	–	–	–	1
3031	238	194	109	52	47	32	110	119	69	72	25	6	4	3	1	–	–	1
3032	61	53	61	25	8	2	20	39	53	15	5	5	–	1	1	1	–	–
3041	454	355	298	224	217	219	127	113	76	99	18	2	4	7	1	–	–	–
3042	88	66	49	38	30	14	36	33	34	14	2	1	–	1	–	–	–	–
3091	34	28	20	4	3	2	11	16	16	19	9	2	–	–	–	–	–	–
3092	131	94	73	18	16	5	73	54	56	36	20	9	4	4	3	–	–	–
3099	70	50	30	3	6	–	47	33	26	20	11	2	–	–	2	–	–	–
3101	1.762	1.484	1.194	80	73	58	1.027	957	959	620	405	149	31	45	28	4	4	–
3102	584	358	308	20	22	11	326	246	246	228	80	44	8	8	6	2	2	1
3103	34	38	22	–	3	–	22	27	16	11	8	5	1	–	1	–	–	–
3104	208	185	146	11	13	17	138	133	111	56	35	17	3	3	1	–	1	–
3211	67	43	54	9	4	4	42	28	45	16	10	4	–	1	1	–	–	–
3212	88	61	43	9	7	6	54	37	30	24	17	7	–	–	–	1	–	–
3220	31	43	32	3	5	6	17	28	24	10	9	2	1	1	–	–	–	–
3230	53	83	84	1	2	3	26	36	20	25	45	59	1	–	2	–	–	–
3240	228	179	172	4	9	6	133	137	146	87	29	17	4	4	2	–	–	1
3250	507	496	411	31	57	44	321	349	328	153	80	33	1	2	5	1	8	1
3291	58	89	94	2	3	3	36	20	34	20	66	55	–	–	2	–	–	–
3292	140	115	81	6	5	3	81	90	68	51	19	9	2	–	–	–	1	1
3299	313	336	286	16	22	18	184	233	237	110	72	28	3	8	2	–	1	1
3311	42	50	38	3	6	1	21	25	29	16	15	8	1	3	–	1	1	–
3312	24	19	55	1	2	7	12	12	46	11	4	–	–	1	1	–	–	1
3313	100	79	72	7	6	3	63	54	57	28	19	11	2	–	1	–	–	–
3314	512	416	350	48	63	42	272	255	262	172	91	39	17	5	6	3	2	1
3315	23	41	30	5	5	7	16	31	19	1	4	3	1	–	1	–	1	–
3316	78	75	64	31	20	15	35	42	45	11	10	3	–	2	–	1	1	1
3317	12	3	4	–	–	–	7	1	3	5	1	1	–	1	–	–	–	–
3319	69	42	63	13	1	12	33	26	45	22	14	6	1	1	–	–	–	–
3321	115	118	68	5	10	8	48	68	50	55	33	9	7	7	1	–	–	–
3329	128	97	102	5	4	3	62	54	82	60	37	14	1	–	3	–	2	–
3511	114	138	156	42	41	50	49	52	56	20	44	46	1	1	3	2	–	1
3512	64	83	72	28	44	36	25	33	31	10	6	4	–	–	–	1	–	1
3513	8	7	3	1	4	–	5	2	2	2	–	1	–	–	–	–	1	–
3514	421	343	331	175	134	138	177	163	169	58	43	19	9	2	2	2	1	3
3520	19	12	11	13	7	5	5	5	5	1	–	1	–	–	–	–	–	–
3530	6	4	9	–	1	1	4	3	7	2	–	1	–	–	–	–	–	–
3600	784	695	529	107	95	82	504	501	414	160	85	27	11	10	5	2	4	1
3701	41	46	44	5	6	11	26	33	33	8	6	–	1	–	–	1	1	–
3702	169	158	158	13	10	5	123	132	148	28	13	4	3	3	1	2	–	–
3811	2.695	2.301	2.105	380	400	404	1.713	1.533	1.581	565	332	99	33	27	16	4	9	5
3812	18	35	31	4	18	9	12	15	21	2	1	1	–	1	–	–	–	–
3821	212	127	103	61	38	38	115	81	62	36	8	1	–	–	2	–	–	–
3822	74	89	84	17	20	27	44	62	53	13	7	4	–	–	–	–	–	–
3831	74	61	41	11	9	4	32	37	33	29	12	3	2	3	1	–	–	–
3832	126	93	91	7	6	6	64	60	68	52	25	14	3	2	2	–	–	1
3839	119	126	131	5	2	3	57	86	108	56	34	19	1	3	1	–	1	–
3900	1	11	6	1	7	1	–	4	5	–	–	–	–	–	–	–	–	–
4110	1.210	1.224	1.447	55	75	88	718	830	1.207	408	297	142	22	16	5	7	6	5
4120	5.086	4.100	3.387	325	332	288	2.499	2.552	2.596	2.062	1.066	398	159	125	81	41	25	24
4211	1.584	1.538	1.214	247	242	163	871	945	934	425	310	91	26	25	20	15	16	6
4212	397	287	230	88	67	62	204	164	141	95	46	19	4	7	5	6	3	3
4213	400	348	298	14	17	17	215	223	239	156	100	36	13	5	4	2	3	2
4221	893	1.517	1.410	70	67	86	504	427	545	299	1.008	759	16	11	15	4	4	5
4222	194	171	165	11	8	29	106	120	110	72	38	20	1	4	3	4	1	3
4223	68	59	30	25	25	16	29	21	12	14	10	2	–	1	–	–	2	–
4291	60	41	51	5	7	10	36	25	34	19	8	7	–	1	–	–	–	–
4292	665	432	311	226	159	102	195	168	166	225	84	27	17	21	13	2	–	3
4299	950	928	651	173	162	95	440	525	478	305	213	54	28	21	20	4	7	4

Capítulo 49 - São Paulo

49.1 - Quantidade de acidentes do trabalho liquidados, por consequência, segundo a Classificação Nacional de Atividades Econômicas (CNAE), no estado de São Paulo - 2013/2015

(continuação)

CNAE	QUANTIDADE DE ACIDENTES DO TRABALHO LIQUIDADOS																	
	Total			Consequência														
				Assistência Médica			Menos de 15 dias			Mais de 15 dias			Incapacidade Permanente			Óbito		
	2013	2014	2015	2013	2014	2015	2013	2014	2015	2013	2014	2015	2013	2014	2015	2013	2014	2015
4311	33	22	21	3	1	–	15	13	11	14	6	3	1	2	6	–	–	1
4312	40	28	31	4	–	2	23	16	24	13	12	5	–	–	–	–	–	–
4313	331	308	238	24	34	30	138	160	166	159	105	34	8	6	5	2	3	3
4319	10	11	20	1	1	2	3	4	13	6	5	4	–	–	–	–	1	1
4321	852	647	603	73	69	65	429	372	457	334	178	63	10	22	11	6	6	7
4322	413	412	331	22	33	34	237	256	256	147	114	36	6	8	3	1	1	2
4329	381	311	319	49	56	59	189	181	229	131	68	21	10	4	7	2	2	3
4330	1.089	921	610	30	46	41	513	540	465	500	292	83	38	39	16	8	4	5
4391	369	319	256	50	43	37	182	187	192	126	82	21	9	5	6	2	2	–
4399	1.128	882	670	90	74	58	526	489	495	468	290	91	33	22	22	11	7	4
4511	905	784	661	45	44	43	565	540	534	272	186	69	19	13	14	4	1	1
4512	26	113	89	2	2	–	17	10	6	7	101	83	–	–	–	–	–	–
4520	848	688	617	25	33	30	382	396	452	422	242	109	19	13	18	–	4	8
4530	2.224	1.801	1.538	85	97	71	1.066	1.085	1.197	1.027	576	242	39	38	20	7	5	8
4541	266	263	202	15	21	12	119	114	128	127	122	55	3	6	4	2	–	3
4542	–	6	3	–	–	–	–	2	1	–	4	2	–	–	–	–	–	–
4543	18	23	10	–	1	–	8	8	5	10	14	4	–	–	1	–	–	–
4611	11	4	11	–	–	–	3	4	7	8	–	3	–	–	1	–	–	–
4612	11	2	1	–	–	–	5	2	1	6	–	–	–	–	–	–	–	–
4613	10	5	8	1	–	–	5	2	7	4	3	1	–	–	–	–	–	–
4614	12	8	–	–	–	–	10	5	–	2	2	–	–	–	–	–	1	–
4615	3	4	–	–	1	–	–	2	–	3	1	–	–	–	–	–	–	–
4616	5	13	4	1	–	–	2	12	3	2	1	1	–	–	–	–	–	–
4617	26	17	16	1	–	1	16	13	12	8	4	3	1	–	–	–	–	–
4618	10	8	7	–	–	1	6	5	5	3	3	1	1	–	–	–	–	–
4619	35	10	15	2	–	–	19	6	14	12	3	1	1	1	–	1	–	–
4621	7	4	9	1	–	1	3	2	6	3	1	2	–	1	–	–	–	–
4622	11	24	28	–	3	3	8	15	22	2	6	3	1	–	–	–	–	–
4623	131	79	104	4	5	10	54	44	78	69	24	12	3	4	1	1	2	3
4631	117	94	95	1	1	3	68	66	83	47	26	9	1	1	–	–	–	–
4632	73	64	59	3	1	4	26	38	38	41	24	15	2	1	2	1	–	–
4633	300	227	257	7	9	11	151	131	201	133	76	37	7	9	5	2	2	3
4634	201	193	160	11	20	13	110	120	131	77	48	14	2	3	2	1	2	–
4635	770	718	590	151	134	100	359	438	438	253	136	48	6	8	4	1	2	–
4636	43	30	26	3	5	6	17	14	17	22	9	–	1	2	2	–	–	1
4637	198	170	185	11	6	10	103	99	151	79	60	15	4	5	6	1	–	3
4639	642	588	551	68	42	31	375	411	462	184	122	50	11	10	3	4	3	5
4641	62	50	43	3	3	3	29	30	34	29	14	5	1	2	1	–	1	–
4642	85	69	61	4	3	4	43	46	51	37	18	4	1	2	2	–	–	–
4643	29	27	18	–	–	1	17	20	15	12	6	2	–	1	–	–	–	–
4644	140	148	149	7	24	16	90	96	116	41	24	17	1	2	–	1	2	–
4645	135	114	109	8	21	19	71	70	78	54	21	11	2	1	–	–	1	1
4646	143	156	179	6	23	32	77	92	126	58	38	20	2	2	1	–	1	–
4647	199	165	114	12	5	7	126	122	92	56	37	14	5	1	1	–	–	–
4649	393	281	336	25	20	37	198	183	267	159	74	28	10	4	4	1	–	–
4651	58	53	45	7	2	2	27	34	36	22	15	6	–	2	1	2	–	–
4652	43	38	23	3	4	2	25	19	19	15	14	2	–	1	–	–	–	–
4661	158	163	142	22	33	8	93	96	115	41	30	19	1	4	–	1	–	–
4662	40	45	37	3	4	5	20	30	28	17	8	4	–	2	–	–	1	–
4663	250	217	152	11	17	10	131	136	119	103	60	18	5	3	3	–	1	2
4664	45	31	17	6	5	2	26	16	13	13	10	1	–	–	1	–	–	–
4665	46	34	27	2	2	3	22	21	22	20	10	2	1	1	–	1	–	–
4669	176	212	161	21	12	12	90	152	132	58	43	15	5	2	–	2	3	2
4671	104	102	62	6	5	1	43	58	51	54	36	8	1	2	1	–	1	1
4672	275	202	178	13	7	14	169	145	144	87	49	17	4	1	1	2	–	2
4673	59	50	55	4	5	7	28	33	39	26	11	9	1	1	–	–	–	–
4674	47	55	42	6	6	2	29	35	35	12	14	5	–	–	–	–	–	–
4679	306	260	248	18	30	18	189	166	195	92	57	30	5	5	5	2	2	–
4681	89	88	83	16	10	11	47	50	62	24	23	8	–	4	1	2	1	1
4682	166	139	137	32	25	28	87	83	99	40	26	7	7	3	3	–	2	–
4683	90	59	61	16	6	9	44	43	46	28	10	5	–	–	1	2	–	–
4684	79	89	78	4	5	9	44	64	59	29	20	9	2	–	–	–	–	1
4685	401	274	237	11	13	11	260	183	196	123	75	26	6	2	4	1	1	–
4686	210	207	195	9	10	9	127	146	158	71	50	24	3	1	4	–	–	–
4687	705	608	492	42	29	28	344	371	397	292	174	53	24	30	14	3	4	–
4689	323	259	186	14	19	10	172	152	138	126	74	32	9	10	5	2	4	1
4691	256	236	235	16	14	14	159	162	196	79	56	23	2	4	1	–	–	1
4692	13	16	14	–	3	2	6	9	9	7	3	3	–	1	–	–	–	–
4693	349	280	265	9	9	12	209	210	232	127	56	20	4	4	1	–	1	–
4711	9.075	8.049	7.147	319	266	307	5.972	6.346	6.220	2.699	1.371	581	75	56	25	10	10	14
4712	663	546	503	25	31	17	337	357	405	284	148	72	17	8	5	–	2	4
4713	814	542	551	22	25	39	527	397	452	250	103	49	13	16	9	2	1	2
4721	906	689	566	34	20	17	395	408	434	452	241	96	23	20	17	2	–	2
4722	536	495	457	12	16	13	270	329	387	245	141	52	8	6	4	1	3	1
4723	169	143	135	5	4	13	67	76	83	93	61	35	4	2	3	–	–	1
4724	233	151	151	13	9	9	137	105	126	80	35	14	2	2	2	1	–	–
4729	453	457	477	12	46	65	244	285	362	189	116	48	7	7	–	1	3	2
4731	913	777	717	33	35	40	449	434	537	410	285	121	16	17	14	5	6	5
4732	18	20	23	–	1	2	5	14	19	11	5	2	1	–	–	1	–	–
4741	176	141	106	4	9	4	73	70	66	93	55	33	6	6	2	–	1	1
4742	251	203	185	6	8	10	113	135	131	126	53	39	6	6	5	–	1	–
4743	331	295	227	8	16	13	192	191	183	123	77	29	7	8	1	1	3	1
4744	3.428	2.895	2.395	113	133	92	1.480	1.668	1.840	1.712	1.000	380	105	83	70	18	11	13

Capítulo 49 - São Paulo

49.1 - Quantidade de acidentes do trabalho liquidados, por consequência, segundo a Classificação Nacional de Atividades Econômicas (CNAE), no estado de São Paulo - 2013/2015

(continuação)

CNAE	QUANTIDADE DE ACIDENTES DO TRABALHO LIQUIDADOS																	
	Total			Consequência														
				Assistência Médica			Menos de 15 dias			Mais de 15 dias			Incapacidade Permanente			Óbito		
	2013	2014	2015	2013	2014	2015	2013	2014	2015	2013	2014	2015	2013	2014	2015	2013	2014	2015
4751	338	315	292	23	32	27	166	202	229	146	77	35	3	4	–	–	–	1
4752	173	144	136	10	9	7	66	83	112	94	49	14	1	2	3	2	1	–
4753	1.211	825	671	31	37	33	686	528	528	474	247	102	18	12	7	2	1	1
4754	631	549	433	23	29	31	283	304	330	309	196	67	15	18	5	1	2	–
4755	150	143	111	2	9	4	78	95	82	66	37	24	3	2	1	1	–	–
4756	10	8	6	–	1	–	5	3	4	5	3	1	–	1	1	–	–	–
4757	102	93	66	1	5	5	49	55	47	48	31	13	3	1	–	1	1	1
4759	254	206	235	9	13	15	114	101	168	126	89	45	5	3	6	–	–	1
4761	256	221	171	6	6	13	117	130	124	125	82	31	7	3	3	1	–	–
4762	4	5	2	–	1	–	2	2	2	2	2	–	–	–	–	–	–	–
4763	181	182	187	8	4	9	98	119	155	73	59	22	–	–	1	2	–	–
4771	863	800	807	112	140	106	380	450	589	361	202	102	9	8	7	1	–	3
4772	186	135	155	12	9	17	88	91	112	84	33	25	2	2	1	–	–	–
4773	31	32	21	1	–	2	14	22	17	15	9	2	1	1	–	–	–	–
4774	81	71	61	2	4	2	39	45	48	39	21	8	1	1	1	–	–	2
4781	1.295	1.147	971	59	86	65	735	753	777	484	295	116	15	8	9	2	5	4
4782	438	377	361	31	27	31	234	250	283	168	96	46	4	3	1	1	1	–
4783	46	43	39	3	1	2	17	25	35	26	17	1	–	–	1	–	–	–
4784	303	247	212	28	33	21	95	100	146	165	104	37	14	8	6	1	2	2
4785	33	33	27	–	–	3	18	17	21	14	16	3	1	–	–	–	–	–
4789	1.869	1.577	1.313	87	87	73	920	940	1.011	817	498	187	38	45	35	7	7	7
4911	159	132	122	83	65	54	40	47	61	34	16	6	2	3	1	–	1	–
4912	1.185	946	938	136	97	50	917	792	867	126	53	20	5	1	–	1	3	1
4921	2.056	1.441	1.326	41	26	51	703	869	1.016	1.235	470	198	74	64	50	3	12	11
4922	424	232	241	10	10	11	155	134	173	219	67	42	37	17	10	3	4	5
4923	37	27	23	–	–	–	10	13	20	24	12	2	2	2	1	1	–	–
4924	37	23	15	1	–	–	14	15	12	19	8	2	3	–	1	–	–	–
4929	312	275	227	24	30	36	115	145	157	155	78	24	16	16	6	2	6	4
4930	6.399	5.096	4.311	398	374	334	2.849	2.926	3.172	2.909	1.554	605	180	172	125	63	70	75
4940	65	30	25	53	22	18	7	8	7	4	–	–	–	–	–	1	–	–
4950	–	2	2	–	–	–	–	1	2	–	1	–	–	–	–	–	–	–
5011	1	4	1	–	–	–	1	3	1	–	1	–	–	–	–	–	–	–
5012	3	1	1	–	–	–	1	–	1	2	1	–	–	–	–	–	–	–
5021	32	12	3	2	1	–	12	6	3	18	3	–	–	2	–	–	–	–
5022	1	–	–	–	–	–	–	–	–	1	–	–	–	–	–	–	–	–
5030	31	42	34	1	3	2	19	18	14	11	16	14	–	5	4	–	–	–
5091	–	1	3	–	–	1	–	–	1	–	–	1	–	1	–	–	–	–
5111	497	559	476	52	33	21	339	374	368	98	152	86	6	–	1	2	–	–
5112	20	27	34	2	–	1	11	3	6	7	23	26	–	1	–	–	–	1
5120	14	26	15	1	1	1	6	12	7	7	13	6	–	–	1	–	–	–
5211	840	730	760	71	50	113	453	474	533	284	178	92	29	19	14	3	9	8
5212	261	367	267	35	47	24	125	135	143	88	177	96	12	7	4	1	1	–
5221	291	285	249	20	24	25	183	214	193	81	42	21	2	4	7	5	1	3
5222	146	138	125	7	5	5	116	116	116	22	16	3	1	1	1	–	–	–
5223	368	265	250	9	5	13	166	136	193	184	117	40	7	4	3	2	3	1
5229	221	162	149	39	14	22	98	100	95	77	45	25	4	2	4	3	1	3
5231	446	350	323	95	78	74	244	194	211	90	60	28	15	14	8	2	4	2
5232	19	41	24	2	4	1	8	23	13	8	13	10	–	1	–	1	–	–
5239	21	16	9	1	2	–	17	12	9	3	1	–	–	1	–	–	–	–
5240	494	451	368	29	43	53	377	356	293	81	49	20	4	3	–	3	–	2
5250	402	328	270	67	43	34	183	217	214	141	59	20	10	8	2	1	1	–
5310	5.934	4.945	4.069	501	742	977	4.742	3.919	2.989	677	269	91	12	12	12	2	3	–
5320	768	614	459	14	9	16	281	298	315	449	285	110	15	16	16	9	6	2
5510	929	729	716	37	41	38	530	483	599	347	192	61	13	11	13	2	2	5
5590	34	27	23	2	3	1	12	12	14	20	12	7	–	–	1	–	–	–
5611	4.883	4.432	4.331	163	220	208	2.765	2.981	3.649	1.873	1.154	430	72	66	35	10	11	9
5612	37	19	24	2	1	4	18	16	14	15	2	4	2	–	2	–	–	–
5620	2.791	2.171	1.650	355	390	263	1.537	1.412	1.261	857	340	99	38	27	25	4	2	2
5811	27	58	31	1	2	3	14	42	25	12	13	3	–	1	–	–	–	–
5812	34	23	25	1	3	–	21	13	21	12	5	2	–	2	1	–	–	1
5813	15	10	6	–	–	–	8	4	6	7	5	–	–	1	–	–	–	–
5819	11	8	4	–	–	1	4	2	3	7	5	–	–	1	–	–	–	–
5821	136	113	73	9	12	8	92	81	58	33	16	6	1	4	1	1	–	–
5822	93	69	56	2	5	3	58	43	43	29	20	9	4	–	1	–	1	–
5823	43	28	25	6	3	3	26	17	20	10	8	2	1	–	–	–	–	–
5829	99	116	84	1	6	2	59	73	67	35	34	12	3	3	3	1	–	–
5911	20	19	15	–	–	3	11	10	9	9	9	3	–	–	–	–	–	–
5912	3	2	2	–	–	–	2	1	1	1	1	1	–	–	–	–	–	–
5913	2	2	2	1	–	–	–	2	2	1	–	–	–	–	–	–	–	–
5914	50	45	42	3	2	4	31	29	29	16	14	9	–	–	–	–	–	–
5920	2	3	4	–	–	–	1	3	4	1	–	–	–	–	–	–	–	–
6010	24	25	22	1	1	1	15	10	17	7	13	4	1	1	–	–	–	–
6021	219	238	218	20	64	54	109	97	109	87	70	51	3	7	2	–	–	2
6022	3	3	3	–	–	–	2	2	1	1	1	2	–	–	–	–	–	–
6110	152	157	145	7	8	7	102	110	115	43	36	22	–	3	–	–	–	1
6120	163	130	299	4	4	2	81	90	277	78	34	19	–	–	–	–	2	1
6130	1	3	2	–	–	–	1	1	2	–	2	–	–	–	–	–	–	–
6141	200	233	10	8	4	–	126	167	6	65	59	2	1	2	2	–	1	–
6143	27	7	17	–	–	–	13	6	16	14	1	1	–	–	–	–	–	–
6190	341	410	276	9	17	17	150	235	202	167	147	51	13	10	6	2	1	–
6201	172	666	506	26	20	17	82	98	149	64	545	340	–	2	–	–	1	–
6202	48	58	47	5	5	4	31	42	39	11	11	3	–	–	–	1	–	1
6203	84	72	74	2	5	3	43	50	66	37	17	5	2	–	–	–	–	–

Capítulo 49 - São Paulo

49.1 - Quantidade de acidentes do trabalho liquidados, por consequência, segundo a Classificação Nacional de Atividades Econômicas (CNAE), no estado de São Paulo - 2013/2015

(continuação)

CNAE	QUANTIDADE DE ACIDENTES DO TRABALHO LIQUIDADOS																	
	Total			Consequência														
				Assistência Médica			Menos de 15 dias			Mais de 15 dias			Incapacidade Permanente			Óbito		
	2013	2014	2015	2013	2014	2015	2013	2014	2015	2013	2014	2015	2013	2014	2015	2013	2014	2015
6204	151	146	123	12	9	6	78	97	102	60	38	13	1	1	2	–	1	–
6209	165	151	127	9	9	4	87	94	108	66	44	15	3	2	–	–	2	–
6311	161	164	153	4	17	11	84	87	104	68	58	37	2	2	1	3	–	–
6319	33	19	26	1	–	2	17	12	21	15	7	3	–	–	–	–	–	–
6391	4	4	2	1	–	–	2	3	2	1	1	–	–	–	–	–	–	–
6399	20	20	18	1	–	2	11	12	12	7	4	2	1	4	2	–	–	–
6410	–	1	–	–	–	–	–	1	–	–	–	–	–	–	–	–	–	–
6421	220	200	212	89	118	98	85	65	102	45	16	12	1	1	–	–	–	–
6422	2.870	1.874	1.627	187	258	246	1.305	1.299	1.266	1.332	289	92	41	26	19	5	2	4
6423	202	124	133	7	13	28	69	88	95	125	20	4	1	3	5	–	–	1
6424	29	27	33	1	2	5	21	20	27	7	5	1	–	–	–	–	–	–
6431	6	6	12	–	–	–	5	5	12	1	1	–	–	–	–	–	–	–
6432	3	3	2	2	2	2	–	1	–	1	–	–	–	–	–	–	–	–
6433	1	–	–	–	–	–	1	–	–	–	–	–	–	–	–	–	–	–
6434	–	2	1	–	–	–	–	1	1	–	1	–	–	–	–	–	–	–
6435	–	3	1	–	–	–	–	–	–	–	3	1	–	–	–	–	–	–
6436	40	12	11	5	2	2	24	6	9	11	4	–	–	–	–	–	–	–
6437	1	–	–	–	–	–	–	–	–	1	–	–	–	–	–	–	–	–
6450	–	–	1	–	–	–	–	–	1	–	–	–	–	–	–	–	–	–
6461	–	1	–	–	–	–	–	1	–	–	–	–	–	–	–	–	–	–
6462	83	89	98	5	11	15	53	54	69	22	20	12	1	3	1	2	1	1
6463	47	19	12	1	1	–	22	11	11	23	7	1	1	–	–	–	–	–
6470	2	–	–	1	–	–	1	–	–	–	–	–	–	–	–	–	–	–
6491	4	5	2	–	1	–	1	2	2	2	2	–	1	–	–	–	–	–
6492	1	–	–	–	–	–	–	–	–	1	–	–	–	–	–	–	–	–
6493	36	40	28	2	9	2	25	25	23	8	5	2	1	–	1	–	1	–
6499	6	3	4	1	–	–	4	3	4	–	–	–	1	–	–	–	–	–
6511	16	35	38	2	4	4	10	25	31	4	6	2	–	–	1	–	–	–
6512	83	92	82	4	3	7	45	60	58	34	28	15	–	–	–	–	1	2
6520	10	9	11	–	–	2	4	4	9	6	4	–	–	1	–	–	–	–
6530	–	–	1	–	–	–	–	–	1	–	–	–	–	–	–	–	–	–
6541	14	13	9	1	2	1	11	11	8	2	–	–	–	–	–	–	–	–
6542	18	8	12	3	1	–	11	5	12	4	2	–	–	–	–	–	–	–
6550	629	623	702	204	246	292	338	315	389	84	57	21	3	4	–	–	1	–
6611	2	10	5	–	–	–	–	5	1	2	5	4	–	–	–	–	–	–
6612	20	19	20	2	–	2	11	10	16	5	8	2	1	1	–	1	–	–
6613	9	30	25	–	1	2	4	12	14	5	16	9	–	1	–	–	–	–
6619	62	59	59	–	3	2	29	41	50	31	15	5	2	–	2	–	–	–
6621	10	8	12	–	–	–	8	2	7	2	6	4	–	–	1	–	–	–
6622	53	64	53	2	3	2	31	39	40	20	22	11	–	–	–	–	–	–
6629	25	14	21	–	2	–	14	12	17	10	–	4	1	–	–	–	–	–
6630	1	31	30	–	–	1	1	–	–	–	31	29	–	–	–	–	–	–
6810	283	235	251	21	13	12	154	155	206	103	58	28	5	5	3	–	4	2
6821	136	104	91	11	8	7	72	67	76	52	26	8	1	3	–	–	–	–
6822	135	109	95	8	6	7	76	67	78	49	34	9	2	1	–	–	1	1
6911	91	120	122	7	8	11	44	75	98	39	36	11	–	–	1	1	1	1
6912	34	37	33	1	2	3	23	24	25	10	11	4	–	–	1	–	–	–
6920	519	556	496	29	48	39	304	392	401	181	110	53	5	3	2	–	3	1
7010	5	7	5	2	–	–	3	6	–	–	1	5	–	–	–	–	–	–
7020	225	202	206	25	24	26	133	129	162	59	44	16	8	4	2	–	1	–
7111	18	16	12	–	3	1	13	8	10	5	5	1	–	–	–	–	–	–
7112	950	923	785	107	90	112	510	632	599	311	179	64	19	15	5	3	7	5
7119	110	132	82	6	9	9	64	86	65	38	34	7	1	3	–	1	–	1
7120	134	86	84	11	10	11	77	64	65	43	12	5	3	–	2	–	–	1
7210	207	198	145	83	89	53	100	94	85	24	15	6	–	–	–	–	–	1
7220	9	8	9	6	–	1	2	2	2	1	6	6	–	–	–	–	–	–
7311	36	60	44	1	–	–	14	20	21	21	40	23	–	–	–	–	–	–
7312	23	12	19	2	1	3	14	6	15	6	5	1	–	–	–	1	–	–
7319	122	125	138	5	5	6	55	67	110	62	48	19	–	5	2	–	–	1
7320	15	53	36	–	4	–	12	23	23	3	26	13	–	–	–	–	–	–
7410	20	11	22	1	1	2	13	7	18	6	3	–	–	–	2	–	–	–
7420	52	57	50	2	3	–	30	22	23	19	30	26	1	2	1	–	–	–
7490	179	152	166	9	14	18	118	111	138	48	24	8	2	1	2	2	2	–
7500	23	18	24	1	–	4	12	13	18	10	5	2	–	–	–	–	–	–
7711	94	105	120	4	6	11	45	69	83	42	27	23	1	3	3	2	–	–
7719	30	37	18	2	1	1	15	21	14	12	13	3	1	2	–	–	–	–
7721	9	2	6	–	–	–	4	–	5	5	2	1	–	–	–	–	–	–
7722	10	11	19	–	–	–	5	5	15	5	6	4	–	–	–	–	–	–
7723	15	10	9	–	–	–	3	5	8	10	5	1	2	–	–	–	–	–
7729	45	44	47	1	2	4	30	30	37	12	12	6	1	–	–	1	–	–
7731	11	9	6	–	–	–	3	4	5	7	4	1	1	1	–	–	–	–
7732	390	337	337	24	21	38	202	216	258	154	88	34	7	11	6	3	1	1
7733	33	37	34	1	4	5	19	21	21	12	12	8	1	–	–	–	–	–
7739	323	292	246	19	27	37	167	181	183	127	74	21	9	8	4	1	2	1
7740	16	16	17	1	2	2	11	9	14	4	5	1	–	–	–	–	–	–
7810	136	123	117	4	4	9	61	77	94	56	37	12	15	5	2	–	–	–
7820	1.504	1.041	734	79	66	48	779	694	579	587	241	74	54	39	32	5	1	1
7830	234	213	173	9	16	13	94	131	135	124	57	24	4	9	1	3	–	–
7911	74	78	80	1	4	3	28	49	67	42	22	9	3	3	1	–	–	–
7912	4	1	2	–	–	–	4	1	1	–	–	–	–	–	1	–	–	–
7990	2	4	3	–	–	1	1	4	1	1	–	1	–	–	–	–	–	–
8011	1.558	1.135	945	46	58	58	561	553	672	885	462	161	56	51	34	10	11	20
8012	511	402	372	17	22	13	275	248	302	204	123	45	13	6	5	2	3	7

Capítulo 49 - São Paulo

49.1 - Quantidade de acidentes do trabalho liquidados, por consequência, segundo a Classificação Nacional de Atividades Econômicas (CNAE), no estado de São Paulo - 2013/2015

(conclusão)

CNAE	QUANTIDADE DE ACIDENTES DO TRABALHO LIQUIDADOS																	
	Total			Consequência														
				Assistência Médica			Menos de 15 dias			Mais de 15 dias			Incapacidade Permanente			Óbito		
	2013	2014	2015	2013	2014	2015	2013	2014	2015	2013	2014	2015	2013	2014	2015	2013	2014	2015
8020	147	175	166	11	18	19	68	91	112	63	62	26	3	1	6	2	3	3
8030	2	48	50	–	–	–	–	–	–	1	44	48	1	4	2	–	–	–
8111	750	629	594	39	63	49	353	391	464	346	158	65	11	13	12	1	4	4
8112	1.513	1.370	1.328	80	79	84	801	870	1.059	591	382	154	39	34	21	2	5	10
8121	3.192	2.217	1.835	279	288	271	1.219	1.437	1.366	1.596	425	146	93	61	48	5	6	4
8122	143	92	128	12	3	15	64	67	97	67	19	13	–	2	3	–	1	–
8129	769	686	560	99	97	125	470	494	400	188	86	23	10	5	5	2	4	7
8130	134	133	149	15	10	7	55	70	113	57	45	26	6	5	2	1	3	1
8211	627	528	542	44	47	69	347	336	394	221	133	76	11	7	3	4	5	–
8219	241	233	190	22	26	27	114	146	138	102	59	19	3	2	4	–	–	2
8220	1.349	969	832	41	51	39	669	671	707	623	240	82	10	6	1	6	1	3
8230	138	73	99	10	4	3	62	44	78	63	22	14	3	2	4	–	1	–
8291	176	268	192	13	19	8	84	89	104	77	155	80	1	4	–	1	1	–
8292	185	146	134	7	18	16	110	85	104	65	37	12	2	5	2	1	1	–
8299	1.297	1.079	834	117	112	95	675	693	629	473	244	87	23	26	18	9	4	5
8411	8.999	7.058	6.687	1.273	1.187	1.121	4.745	4.752	5.116	2.851	1.005	377	114	102	62	16	12	11
8412	85	54	71	43	23	24	35	25	44	7	6	3	–	–	–	–	–	–
8413	96	87	51	9	13	11	69	69	39	17	5	1	–	–	–	1	–	–
8422	10	6	12	1	2	3	5	3	7	4	1	2	–	–	–	–	–	–
8423	27	25	19	–	1	3	20	14	14	7	10	2	–	–	–	–	–	–
8424	17	10	13	2	2	–	10	3	10	4	5	3	1	–	–	–	–	–
8430	27	33	36	3	9	18	22	20	17	2	4	1	–	–	–	–	–	–
8511	315	1.361	1.150	30	25	54	191	208	325	91	1.114	764	3	14	6	–	–	1
8512	273	277	294	17	16	19	155	179	231	97	77	41	2	4	3	2	1	–
8513	553	572	502	36	41	46	345	336	368	165	185	88	5	9	–	2	1	–
8520	162	159	173	12	5	14	96	123	141	52	31	17	2	–	1	–	–	–
8531	550	551	476	83	85	71	344	355	327	117	106	76	6	5	1	–	–	1
8532	881	798	892	317	294	355	463	423	504	96	78	29	4	1	4	1	2	–
8533	67	65	82	4	2	9	39	54	64	22	9	9	2	–	–	–	–	–
8541	66	45	52	7	2	2	33	31	41	26	11	6	–	1	2	–	–	1
8542	6	7	8	–	–	–	6	–	3	–	7	5	–	–	–	–	–	–
8550	67	52	57	19	7	15	39	37	37	9	6	5	–	1	–	–	1	–
8591	13	9	6	–	–	–	7	7	5	6	1	1	–	–	–	–	1	–
8592	16	26	18	1	2	2	10	19	14	5	5	2	–	–	–	–	–	–
8593	68	50	53	4	2	3	39	30	38	25	17	12	–	–	–	–	1	–
8599	779	692	702	64	62	54	511	496	597	193	125	49	9	7	2	2	2	–
8610	22.561	21.282	19.913	9.871	9.894	9.622	9.900	10.401	9.879	2.716	912	366	70	67	45	4	8	1
8621	51	38	69	9	10	9	29	19	55	13	8	5	–	1	–	–	–	–
8622	36	35	22	3	6	5	24	22	13	8	7	3	–	–	–	1	–	1
8630	1.569	1.484	2.021	651	589	788	716	804	1.183	197	87	43	4	4	5	1	–	2
8640	1.508	1.565	1.754	577	592	720	737	827	983	189	142	49	4	4	–	1	–	2
8650	243	261	248	54	77	86	131	157	156	53	23	5	5	4	1	–	–	–
8660	169	153	204	94	84	100	56	60	99	19	8	5	–	1	–	–	–	–
8690	1.586	1.683	1.463	654	765	672	796	828	752	136	86	36	–	4	3	–	–	–
8711	362	324	321	79	78	55	173	176	233	105	66	30	5	4	3	–	–	–
8712	24	32	47	1	5	6	15	20	36	8	6	5	–	1	–	–	–	–
8720	227	214	262	112	115	159	84	89	98	31	10	3	–	–	2	–	–	–
8730	271	262	200	98	87	61	115	145	126	53	25	11	5	5	2	–	–	–
8800	996	847	883	93	85	101	696	644	734	204	114	45	2	4	2	1	–	1
9001	51	43	31	4	1	4	25	26	18	21	14	6	1	2	3	–	–	–
9002	1	2	1	–	–	–	1	1	1	–	1	–	–	–	–	–	–	–
9003	–	1	–	–	–	–	–	1	–	–	–	–	–	–	–	–	–	–
9101	1	–	2	–	–	–	–	–	2	1	–	–	–	–	–	–	–	–
9102	5	1	1	2	–	–	2	1	1	1	–	–	–	–	–	–	–	–
9103	33	39	35	–	1	–	24	32	33	9	6	2	–	–	–	–	–	–
9200	2	–	2	–	–	–	1	–	2	1	–	–	–	–	–	–	–	–
9311	2	5	9	–	1	–	2	2	8	–	2	1	–	–	–	–	–	–
9312	422	369	332	20	26	24	239	227	266	156	101	36	7	14	4	–	1	2
9313	95	97	97	4	5	8	41	57	78	50	32	10	–	2	–	–	1	1
9319	77	60	28	2	3	1	44	40	22	30	16	5	1	1	–	–	–	–
9321	108	142	103	49	66	32	47	61	70	11	15	1	1	–	–	–	–	–
9329	102	94	80	11	16	3	48	60	68	41	17	9	2	1	–	–	–	–
9411	54	48	33	9	1	3	28	40	26	17	7	4	–	–	–	–	–	–
9412	125	73	69	14	7	5	38	44	52	45	13	4	28	9	8	–	–	–
9420	207	125	152	15	10	13	83	76	118	99	31	16	10	8	5	–	–	–
9430	1.197	1.110	1.040	99	126	129	698	735	818	382	222	79	18	25	13	–	2	1
9491	329	244	317	22	16	23	181	165	255	115	61	34	11	2	3	–	–	2
9492	–	416	283	–	1	–	–	2	1	–	413	282	–	–	–	–	–	–
9493	20	31	50	2	4	–	7	24	45	9	3	4	2	–	–	–	–	1
9499	329	324	347	34	38	62	197	229	255	93	53	27	5	3	3	–	1	–
9511	116	88	77	2	5	5	71	59	57	39	22	13	2	1	2	2	1	–
9512	39	55	46	2	2	3	30	40	41	7	13	2	–	–	–	–	–	–
9521	80	81	63	5	3	3	24	44	51	47	30	8	2	4	1	2	–	–
9529	136	121	75	4	1	2	72	80	52	55	37	18	4	2	3	1	1	–
9601	347	294	215	37	43	29	179	181	163	127	65	18	4	4	5	–	1	–
9602	111	74	57	8	5	6	51	46	45	49	23	5	3	–	1	–	–	–
9603	92	72	86	4	8	7	52	37	59	35	24	19	1	3	–	–	–	1
9609	70	59	40	2	3	–	30	27	37	35	28	1	3	1	2	–	–	–
9700	19	18	20	1	1	–	17	16	19	1	1	–	–	–	1	–	–	–
9900	7	5	5	1	–	–	4	4	5	2	1	–	–	–	–	–	–	–
Ignorado	2.259	27.523	20.772	71	68	78	538	637	635	863	25.989	19.679	783	812	371	4	17	9

Fonte: DATAPREV, CAT, SUB.

Nota: Os dados são preliminares, estando sujeitos a correções.

Capítulo 49 - São Paulo

49.2 - Quantidade mensal de acidentes do trabalho liquidados, por consequência, no estado de São Paulo - 2013/2015

MESES	QUANTIDADE DE ACIDENTES DO TRABALHO LIQUIDADOS																	
	Total			Consequência														
				Assistência Médica			Menos de 15 dias			Mais de 15 dias			Incapacidade Permanente			Óbito		
	2013	2014	2015	2013	2014	2015	2013	2014	2015	2013	2014	2015	2013	2014	2015	2013	2014	2015
TOTAL	**257.907**	**247.446**	**211.627**	**36.973**	**35.745**	**33.630**	**134.081**	**133.443**	**134.757**	**81.236**	**73.045**	**39.821**	**4.884**	**4.517**	**2.757**	**733**	**696**	**662**
Janeiro	20.495	20.876	18.174	2.956	2.981	2.754	11.259	10.751	10.504	5.768	6.653	4.537	453	434	332	59	57	47
Fevereiro	19.941	20.773	17.455	2.867	2.943	2.671	10.225	11.117	10.598	6.388	6.157	3.857	407	492	277	54	64	52
Março	21.858	21.044	19.511	3.192	2.998	3.060	11.033	11.263	12.617	7.105	6.338	3.394	466	385	378	62	60	62
Abril	22.733	20.177	17.048	3.249	2.968	2.847	11.652	10.650	10.552	7.295	6.152	3.289	468	340	294	69	67	66
Maio	21.739	21.290	17.957	3.073	2.965	2.850	11.055	11.199	11.611	7.141	6.659	3.143	402	403	283	68	64	70
Junho	21.198	18.934	17.421	3.036	2.721	2.715	10.940	9.892	11.379	6.735	5.932	2.989	423	333	292	64	56	46
Julho	22.087	21.161	18.353	3.151	3.058	2.795	11.220	11.155	11.806	7.233	6.497	3.452	419	395	240	64	56	60
Agosto	23.570	21.821	18.992	3.374	3.220	3.010	12.116	11.657	12.302	7.579	6.452	3.434	445	415	191	56	77	55
Setembro	22.615	22.553	18.162	3.192	3.274	3.004	12.061	12.523	11.755	6.905	6.317	3.207	405	393	139	52	46	57
Outubro	23.842	22.684	17.867	3.336	3.144	2.816	12.589	12.723	11.768	7.489	6.396	3.090	374	367	139	54	54	54
Novembro	20.393	19.255	16.276	2.961	2.909	2.671	10.763	10.845	10.666	6.300	5.155	2.782	302	304	109	67	42	48
Dezembro	17.436	16.878	14.411	2.586	2.564	2.437	9.168	9.668	9.199	5.298	4.337	2.647	320	256	83	64	53	45

Fonte: DATAPREV, CAT, SUB.
Nota: Os dados são preliminares, estando sujeitos a correções.

DISTRIBUIÇÃO DE ACIDENTES DO TRABALHO LIQUIDADOS, POR CONSEQUÊNCIA, NO ESTADO DE SÃO PAULO - 2015

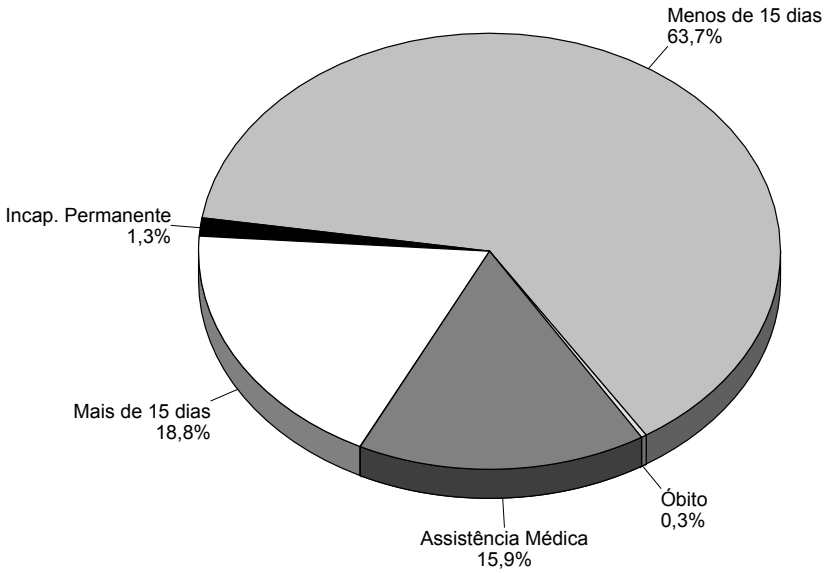

Fonte: DATAPREV, CAT, SUB.

Capítulo 50 - Paraná

50.1 - Quantidade de acidentes do trabalho liquidados, por consequência, segundo a Classificação Nacional de Atividades Econômicas (CNAE), no estado do Paraná - 2013/2015

(continua)

CNAE	QUANTIDADE DE ACIDENTES DO TRABALHO LIQUIDADOS																	
	Total			Consequência														
				Assistência Médica			Menos de 15 dias			Mais de 15 dias			Incapacidade Permanente			Óbito		
	2013	2014	2015	2013	2014	2015	2013	2014	2015	2013	2014	2015	2013	2014	2015	2013	2014	2015
TOTAL	**54.297**	**54.487**	**48.473**	**7.472**	**7.344**	**7.049**	**26.252**	**27.159**	**29.489**	**18.810**	**18.466**	**10.924**	**1.490**	**1.287**	**799**	**273**	**231**	**212**
0111	73	120	80	–	22	1	37	57	46	31	38	31	3	1	–	2	2	2
0112	4	41	35	–	–	–	4	2	1	–	39	34	–	–	–	–	–	–
0113	644	101	146	9	2	–	490	78	123	118	12	11	27	8	9	–	1	3
0114	–	–	1	–	–	–	–	–	–	–	–	1	–	–	–	–	–	–
0115	115	80	70	–	–	2	54	58	61	52	20	7	7	1	–	2	1	–
0116	16	5	4	–	–	–	4	5	4	11	–	–	–	–	–	1	–	–
0119	33	20	20	–	–	–	13	16	19	17	4	1	–	–	–	3	–	–
0121	13	555	427	–	1	–	7	17	14	5	536	413	1	–	–	–	1	–
0122	5	4	4	–	–	–	–	2	2	4	1	2	1	1	–	–	–	–
0131	8	8	5	–	–	–	3	5	3	3	3	2	2	–	–	–	–	–
0132	1	1	2	–	–	–	–	1	2	1	–	–	–	–	–	–	–	–
0133	28	13	8	–	–	–	6	10	8	19	3	–	3	–	–	–	–	–
0134	13	20	16	–	–	–	3	3	5	7	15	11	3	2	–	–	–	–
0139	7	45	25	–	–	–	4	9	5	3	36	19	–	–	–	–	–	1
0141	44	42	70	3	2	3	23	32	61	15	8	6	2	–	–	1	–	–
0142	–	1	1	–	–	–	–	–	1	–	1	–	–	–	–	–	–	–
0151	84	55	31	–	–	1	35	42	20	48	12	8	1	–	2	–	1	–
0152	–	3	3	–	–	–	–	2	3	–	1	–	–	–	–	–	–	–
0154	35	46	39	–	4	5	21	36	31	13	5	2	–	1	1	1	–	–
0155	248	197	183	4	5	13	137	161	157	105	30	11	2	1	1	–	–	1
0159	5	1	2	–	–	–	2	–	2	3	1	–	–	–	–	–	–	–
0161	138	325	307	5	5	3	60	279	280	61	29	22	11	9	2	1	3	–
0162	29	34	29	–	–	–	10	21	24	13	9	3	6	4	–	–	–	2
0163	13	17	14	2	1	4	2	12	9	9	4	1	–	–	–	–	–	–
0210	216	125	123	54	37	16	53	48	83	106	38	19	2	2	2	1	–	3
0220	1	4	4	–	–	–	–	4	3	1	–	–	–	–	–	–	–	1
0230	86	81	124	28	44	52	16	17	52	38	19	17	3	1	1	1	–	2
0312	–	3	–	–	–	–	–	–	–	–	3	–	–	–	–	–	–	–
0322	3	3	1	–	–	–	–	3	1	3	–	–	–	–	–	–	–	–
0500	2	1	2	–	–	–	1	–	2	1	1	–	–	–	–	–	–	–
0724	8	8	6	–	–	–	2	1	2	5	6	4	1	1	–	–	–	–
0810	97	94	88	12	10	8	40	44	64	36	29	13	7	6	2	2	5	1
0891	13	17	10	1	1	–	10	13	9	1	2	1	1	1	–	–	–	–
0892	–	1	–	–	–	–	–	–	–	–	1	–	–	–	–	–	–	–
0899	17	16	22	2	–	1	11	11	17	4	5	2	–	–	1	–	–	1
0910	1	3	–	–	1	–	–	2	–	1	–	–	–	–	–	–	–	–
0990	2	5	5	–	–	1	1	5	4	1	–	–	–	–	–	–	–	–
1011	281	165	126	27	31	10	141	96	95	102	29	15	11	9	6	–	–	–
1012	2.625	2.883	2.832	322	541	695	1.302	1.667	1.765	943	622	339	54	48	27	4	5	6
1013	101	140	137	1	12	7	57	94	114	40	33	13	3	1	3	–	–	–
1020	17	24	24	–	2	–	10	11	15	6	11	8	1	–	1	–	–	–
1031	12	12	17	–	1	–	2	3	14	10	8	3	–	–	–	–	–	–
1032	34	44	30	9	3	–	20	37	30	5	4	–	–	–	–	–	–	–
1033	13	16	9	–	4	3	5	4	5	8	8	–	–	–	1	–	–	–
1041	114	85	126	19	10	26	63	58	89	30	15	9	1	2	2	1	–	–
1042	6	6	3	1	–	–	3	3	3	2	3	–	–	–	–	–	–	–
1043	18	16	28	5	7	9	9	5	16	4	4	1	–	–	2	–	–	–
1051	92	59	77	5	1	3	52	39	60	32	19	11	2	–	2	1	–	1
1052	152	152	137	11	14	10	69	100	115	71	34	10	1	4	1	–	–	1
1053	8	13	16	–	1	2	2	8	11	6	4	3	–	–	–	–	–	–
1061	31	14	20	–	–	1	16	8	13	15	6	6	–	–	–	–	–	–
1062	172	107	109	30	24	18	92	66	77	43	12	9	6	5	3	1	–	2
1063	52	57	31	–	–	1	19	42	21	26	15	6	5	–	2	2	–	1
1064	57	37	19	–	–	3	26	23	13	29	12	2	2	2	1	–	–	–
1065	81	68	91	5	7	7	36	37	73	38	19	8	2	4	1	–	1	2
1066	255	210	245	8	21	36	149	128	184	81	52	19	13	6	4	4	3	2
1069	82	81	54	8	11	10	38	41	40	33	24	3	3	3	1	–	2	–
1071	878	484	395	13	1	3	415	289	329	420	158	36	26	34	25	4	2	2
1072	73	28	18	–	–	–	59	19	17	14	7	–	–	2	1	–	–	–
1081	26	8	6	–	–	–	9	5	5	15	3	–	1	–	1	1	–	–
1082	79	75	65	27	23	20	47	40	42	5	11	3	–	1	–	–	–	–
1091	158	148	156	4	11	9	84	85	122	66	50	23	4	2	2	–	–	–
1092	115	74	82	5	24	27	79	28	48	26	20	5	5	1	2	–	1	–
1093	253	161	93	38	12	9	105	86	59	107	59	20	3	4	5	–	–	–
1094	90	77	84	14	21	30	35	40	46	38	16	8	3	–	–	–	–	–
1095	22	5	3	7	–	–	7	2	3	8	3	–	–	–	–	–	–	–
1096	11	6	10	–	–	–	6	5	6	4	1	4	1	–	–	–	–	–
1099	298	216	177	51	41	34	153	121	120	90	48	19	3	4	4	1	2	–
1111	2	5	7	–	–	–	–	–	1	2	5	6	–	–	–	–	–	–
1112	2	7	6	–	–	–	1	3	5	1	4	1	–	–	–	–	–	–
1113	62	50	64	29	20	19	20	25	39	12	5	5	1	–	–	–	–	1
1121	9	5	8	1	–	–	1	5	8	7	–	–	–	–	–	–	–	–
1122	185	140	114	49	56	49	115	68	60	16	14	4	5	2	–	–	–	1
1210	7	4	5	3	–	2	3	2	3	1	1	–	–	1	–	–	–	–
1220	–	1	2	–	–	–	–	1	–	–	–	2	–	–	–	–	–	–

Capítulo 50 - Paraná

50.1 - Quantidade de acidentes do trabalho liquidados, por consequência, segundo a Classificação Nacional de Atividades Econômicas (CNAE), no estado do Paraná - 2013/2015

(continuação)

CNAE	QUANTIDADE DE ACIDENTES DO TRABALHO LIQUIDADOS																	
	Total			Consequência														
				Assistência Médica			Menos de 15 dias			Mais de 15 dias			Incapacidade Permanente			Óbito		
	2013	2014	2015	2013	2014	2015	2013	2014	2015	2013	2014	2015	2013	2014	2015	2013	2014	2015
1311	96	58	50	4	–	–	56	47	44	34	10	4	2	1	2	–	–	–
1312	9	8	5	–	–	–	7	6	4	2	2	1	–	–	–	–	–	–
1313	17	8	3	–	–	–	14	7	2	1	1	1	1	–	–	1	–	–
1314	2	5	4	–	–	–	2	5	4	–	–	–	–	–	–	–	–	–
1321	3	2	1	–	–	–	1	–	–	2	1	1	–	1	–	–	–	–
1323	23	19	20	1	–	2	8	9	17	14	10	1	–	–	–	–	–	–
1330	5	6	2	–	–	–	1	3	–	4	3	2	–	–	–	–	–	–
1340	64	44	23	–	–	–	31	24	18	30	19	4	1	1	1	2	–	–
1351	13	9	6	–	–	–	11	8	4	2	1	–	–	–	2	–	–	–
1352	7	2	7	–	–	–	2	1	7	5	1	–	–	–	–	–	–	–
1353	3	5	3	–	–	–	3	5	3	–	–	–	–	–	–	–	–	–
1354	31	36	36	1	2	1	19	20	27	10	11	5	–	3	3	1	–	–
1359	42	22	23	2	–	1	24	20	20	16	1	2	–	1	–	–	–	–
1411	50	34	26	3	6	1	22	18	22	25	8	3	–	2	–	–	–	–
1412	694	380	306	14	10	12	220	251	234	429	99	36	30	19	23	1	1	1
1413	25	13	14	–	1	3	14	9	9	11	3	2	–	–	–	–	–	–
1414	50	22	18	2	2	2	8	12	13	33	7	3	7	1	–	–	–	–
1421	1	–	–	–	–	–	–	–	–	1	–	–	–	–	–	–	–	–
1422	3	3	2	–	–	–	–	1	2	3	2	–	–	–	–	–	–	–
1510	155	105	70	1	1	–	84	78	54	63	18	11	6	8	5	1	–	–
1521	14	21	26	–	4	2	10	14	23	4	3	1	–	–	–	–	–	–
1529	6	8	9	1	1	–	2	6	9	3	–	–	–	1	–	–	–	–
1531	49	53	31	1	–	–	16	34	23	29	17	8	2	2	–	1	–	–
1533	1	5	1	–	–	–	1	5	1	–	–	–	–	–	–	–	–	–
1539	2	–	1	–	–	–	–	–	1	2	–	–	–	–	–	–	–	–
1540	2	2	2	–	–	–	–	1	2	–	–	–	2	1	–	–	–	–
1610	659	557	494	76	72	65	272	264	313	284	190	105	23	26	9	4	5	2
1621	485	356	289	65	56	42	143	162	186	240	119	52	35	16	8	2	3	1
1622	54	61	27	3	2	1	13	25	16	35	32	8	3	2	2	–	–	–
1623	71	91	44	6	1	–	39	63	35	25	23	8	1	4	1	–	–	–
1629	110	106	101	–	2	5	40	67	78	65	34	17	5	2	1	–	1	–
1710	33	32	87	1	2	33	17	21	42	15	9	11	–	–	–	–	–	1
1721	176	218	230	50	78	84	67	97	126	56	38	19	3	5	1	–	–	–
1722	40	23	18	–	1	–	26	11	17	13	11	1	1	–	–	–	–	–
1731	97	73	86	7	17	12	51	37	61	37	16	12	1	3	1	1	–	–
1732	–	3	2	–	–	–	–	–	2	–	3	–	–	–	–	–	–	–
1733	24	23	14	–	–	–	15	14	11	9	7	2	–	2	1	–	–	–
1741	114	100	75	13	17	11	74	60	55	22	22	9	4	1	–	1	–	–
1742	83	51	32	7	16	4	55	25	26	21	8	1	–	2	1	–	–	–
1749	32	33	38	–	2	3	15	19	29	15	12	4	2	–	2	–	–	–
1811	23	27	29	–	2	4	18	17	24	5	7	1	–	1	–	–	–	–
1812	15	33	18	1	1	1	10	4	10	4	28	7	–	–	–	–	–	–
1813	62	52	32	3	4	2	30	29	26	26	17	3	3	2	1	–	–	–
1821	7	18	10	1	1	2	4	12	5	2	5	3	–	–	–	–	–	–
1822	15	12	3	–	–	–	7	8	2	8	3	1	–	1	–	–	–	–
1830	–	1	–	–	–	–	–	1	–	–	–	–	–	–	–	–	–	–
1910	–	2	8	–	–	–	–	–	–	–	2	7	–	–	1	–	–	–
1921	58	58	38	29	23	25	21	27	11	8	8	2	–	–	–	–	–	–
1922	1	3	3	–	–	–	1	2	2	–	1	–	–	–	1	–	–	–
1931	287	187	171	2	1	1	137	113	137	130	53	20	16	17	10	2	3	3
1932	8	6	9	3	1	–	4	5	6	1	–	3	–	–	–	–	–	–
2011	1	2	1	–	–	–	1	2	1	–	–	–	–	–	–	–	–	–
2012	2	–	1	2	–	1	–	–	–	–	–	–	–	–	–	–	–	–
2013	172	189	189	38	40	37	99	124	148	34	19	4	1	3	–	–	3	–
2014	4	3	7	1	–	1	2	3	4	1	–	1	–	–	–	–	–	1
2019	10	4	5	1	–	1	7	2	4	2	1	–	–	–	–	–	1	–
2021	–	5	5	–	–	–	–	1	–	–	2	5	–	2	–	–	–	–
2022	20	9	11	2	–	1	18	9	9	–	–	1	–	–	–	–	–	–
2029	25	25	28	2	1	1	10	18	23	11	5	2	2	1	–	–	–	2
2031	6	7	1	–	–	–	3	4	–	2	3	1	1	–	–	–	–	–
2032	17	9	7	1	–	–	15	7	7	1	1	–	–	–	–	–	1	–
2033	5	1	3	–	–	–	5	1	3	–	–	–	–	–	–	–	–	–
2040	–	1	2	–	–	–	–	1	2	–	–	–	–	–	–	–	–	–
2051	30	20	5	1	–	–	6	8	4	23	10	1	–	2	–	–	–	–
2052	8	2	2	–	–	–	4	1	2	3	1	–	–	–	–	1	–	–
2061	26	17	22	–	2	–	21	10	21	5	5	1	–	–	–	–	–	–
2062	12	13	7	1	1	–	7	9	7	3	3	–	1	–	–	–	–	–
2063	59	48	34	7	6	4	47	36	29	5	6	1	–	–	–	–	–	–
2071	33	38	31	1	1	–	23	26	27	9	9	3	–	2	1	–	–	–
2072	1	1	–	1	–	–	–	1	–	–	–	–	–	–	–	–	–	–
2073	2	11	1	–	–	–	2	9	1	–	2	–	–	–	–	–	–	–
2091	6	9	5	–	–	–	6	6	3	–	3	2	–	–	–	–	–	–
2092	35	45	35	6	5	5	22	32	30	7	8	–	–	–	–	–	–	–
2093	10	16	5	1	–	–	2	10	5	7	5	–	–	1	–	–	–	–
2094	–	1	1	–	–	–	–	1	1	–	–	–	–	–	–	–	–	–
2099	100	105	98	10	22	24	62	71	67	27	11	6	1	1	1	–	–	–

Capítulo 50 - Paraná

50.1 - Quantidade de acidentes do trabalho liquidados, por consequência, segundo a Classificação Nacional de Atividades Econômicas (CNAE), no estado do Paraná - 2013/2015

(continuação)

CNAE	QUANTIDADE DE ACIDENTES DO TRABALHO LIQUIDADOS																	
	Total			Consequência														
				Assistência Médica			Menos de 15 dias			Mais de 15 dias			Incapacidade Permanente			Óbito		
	2013	2014	2015	2013	2014	2015	2013	2014	2015	2013	2014	2015	2013	2014	2015	2013	2014	2015
2110	5	2	4	–	–	–	3	1	4	2	1	–	–	–	–	–	–	–
2121	58	63	101	3	3	9	27	40	86	27	15	4	1	4	2	–	1	–
2122	13	10	22	4	–	1	7	8	18	1	2	2	1	–	1	–	–	–
2123	3	2	–	–	2	–	2	–	–	1	–	–	–	–	–	–	–	–
2211	19	28	27	7	3	3	8	17	24	4	8	–	–	–	–	–	–	–
2212	51	34	36	1	1	2	27	18	29	20	15	5	2	–	–	1	–	–
2219	82	131	97	16	29	19	43	65	60	21	35	17	2	1	–	–	1	1
2221	34	27	32	1	1	2	19	15	24	14	11	5	–	–	–	–	–	1
2222	315	263	269	12	17	15	183	193	231	109	49	23	7	4	–	4	–	–
2223	25	15	9	–	2	–	13	9	8	12	3	–	–	1	1	–	–	–
2229	459	340	234	55	49	15	265	198	181	118	80	29	17	13	7	4	–	2
2311	104	149	102	1	11	15	75	115	78	28	20	9	–	–	–	–	3	–
2312	1	–	–	–	–	–	–	–	–	1	–	–	–	–	–	–	–	–
2319	49	41	21	1	9	2	39	28	19	8	4	–	–	–	–	1	–	–
2320	54	48	34	41	28	22	7	14	11	6	5	1	–	1	–	–	–	–
2330	445	378	311	28	30	26	178	198	222	211	132	54	25	16	4	3	2	5
2341	1	–	1	–	–	–	–	–	1	–	–	–	1	–	–	–	–	–
2342	147	122	78	1	1	3	64	81	52	73	33	20	8	6	3	1	1	–
2349	38	25	34	–	–	–	22	16	29	14	9	5	1	–	–	1	–	–
2391	53	41	38	2	1	2	19	26	32	30	12	3	1	2	–	1	–	1
2392	17	19	13	–	–	–	10	12	11	7	5	2	–	1	–	–	1	–
2399	29	25	13	–	–	–	18	19	12	10	5	1	1	1	–	–	–	–
2412	–	3	–	–	–	–	–	1	–	–	2	–	–	–	–	–	–	–
2421	4	5	4	3	3	–	1	–	3	–	2	–	–	–	–	–	–	1
2422	2	2	1	–	–	–	1	–	1	1	2	–	–	–	–	–	–	–
2423	2	7	2	1	3	–	1	1	2	–	3	–	–	–	–	–	–	–
2424	20	24	10	–	1	1	9	18	9	10	5	–	1	–	–	–	–	–
2431	35	31	13	–	–	–	28	22	13	6	6	–	–	1	–	1	2	–
2439	3	3	6	–	–	–	2	3	5	–	–	1	1	–	–	–	–	–
2441	92	56	43	1	2	1	59	44	34	30	9	6	2	1	2	–	–	–
2443	5	1	4	–	–	–	5	1	4	–	–	–	–	–	–	–	–	–
2449	12	9	7	–	–	–	5	4	6	6	3	1	1	1	–	–	1	–
2451	104	48	36	11	2	3	68	37	30	23	6	2	2	3	1	–	–	–
2452	57	64	48	3	2	3	39	40	40	14	18	5	1	4	–	–	–	–
2511	202	190	148	–	13	7	118	116	124	79	57	16	4	2	1	1	2	–
2512	196	160	150	4	8	2	94	94	124	91	51	19	6	7	5	1	–	–
2513	28	30	30	1	3	2	19	23	23	7	4	4	–	–	1	1	–	–
2521	32	19	22	–	1	–	19	10	16	12	6	5	1	2	1	–	–	–
2522	1	12	14	–	–	–	1	–	4	–	11	10	–	1	–	–	–	–
2531	14	5	3	–	–	–	3	5	1	8	–	2	3	–	–	–	–	–
2532	100	59	77	1	4	1	65	39	64	30	16	9	3	–	2	1	–	1
2539	152	145	81	2	4	4	101	97	71	49	43	6	–	1	–	–	–	–
2541	3	–	–	–	–	–	–	–	–	3	–	–	–	–	–	–	–	–
2542	82	73	82	–	–	4	39	48	59	38	22	16	5	2	3	–	1	–
2543	39	34	25	5	1	3	24	26	19	10	7	3	–	–	–	–	–	–
2550	–	1	1	–	1	1	–	–	–	–	–	–	–	–	–	–	–	–
2591	45	28	22	10	8	6	30	13	16	3	7	–	1	–	–	1	–	–
2592	61	46	38	–	2	1	34	30	29	27	14	7	–	–	–	–	–	1
2593	58	51	35	–	2	1	15	25	23	39	21	9	4	3	2	–	–	–
2599	294	223	196	44	18	20	153	152	146	90	46	24	7	7	5	–	–	1
2610	39	19	18	5	1	1	24	14	17	10	3	–	–	–	–	–	1	–
2621	76	56	41	13	6	7	47	41	33	15	9	–	1	–	1	–	–	–
2622	9	8	6	1	1	1	6	6	5	2	1	–	–	–	–	–	–	–
2631	10	7	5	–	–	–	6	6	5	4	1	–	–	–	–	–	–	–
2632	9	5	2	–	–	–	8	4	2	1	1	–	–	–	–	–	–	–
2640	45	20	29	2	2	1	23	11	24	20	6	3	–	1	1	–	–	–
2651	19	13	9	2	2	1	15	9	7	2	–	1	–	–	–	–	2	–
2652	–	1	1	–	–	–	–	1	1	–	–	–	–	–	–	–	–	–
2660	2	4	2	–	1	–	1	3	1	1	–	1	–	–	–	–	–	–
2670	2	–	–	–	–	–	1	–	–	1	–	–	–	–	–	–	–	–
2680	1	1	–	–	–	–	1	1	–	–	–	–	–	–	–	–	–	–
2710	56	43	31	11	–	–	27	31	25	18	12	6	–	–	–	–	–	–
2721	–	1	–	–	–	–	–	–	–	–	1	–	–	–	–	–	–	–
2722	53	78	59	1	2	1	32	46	48	20	27	8	–	1	1	–	2	1
2731	87	42	30	31	13	7	36	15	21	19	13	2	1	1	–	–	–	–
2732	19	17	2	3	2	–	12	13	2	3	2	–	–	–	–	1	–	–
2733	47	57	37	8	6	6	25	43	28	14	6	2	–	2	1	–	–	–
2740	22	15	19	–	1	1	9	12	17	13	1	–	–	1	1	–	–	–
2751	192	136	76	5	9	9	140	100	58	45	27	9	2	–	–	–	–	–
2759	24	14	15	2	3	4	17	10	11	5	1	–	–	–	–	–	–	–
2790	22	16	19	1	3	3	13	11	14	8	2	2	–	–	–	–	–	–
2811	5	8	10	–	–	–	5	4	8	–	4	2	–	–	–	–	–	–
2812	15	15	17	2	3	4	8	5	10	4	6	3	1	1	–	–	–	–
2813	32	16	18	–	–	–	15	9	16	16	7	2	1	–	–	–	–	–
2814	2	9	3	–	–	–	–	7	2	2	2	1	–	–	–	–	–	–
2815	8	17	9	1	5	1	6	10	5	1	2	3	–	–	–	–	–	–
2821	29	26	12	2	2	–	23	19	10	4	5	2	–	–	–	–	–	–

Capítulo 50 - Paraná

50.1 - Quantidade de acidentes do trabalho liquidados, por consequência, segundo a Classificação Nacional de Atividades Econômicas (CNAE), no estado do Paraná - 2013/2015

(continuação)

CNAE	QUANTIDADE DE ACIDENTES DO TRABALHO LIQUIDADOS																	
	Total			Consequência														
				Assistência Médica			Menos de 15 dias			Mais de 15 dias			Incapacidade Permanente			Óbito		
	2013	2014	2015	2013	2014	2015	2013	2014	2015	2013	2014	2015	2013	2014	2015	2013	2014	2015
2822	103	63	44	20	11	5	63	36	32	13	15	7	7	1	–	–	–	–
2823	110	102	87	3	–	2	69	84	74	35	16	10	3	–	–	–	2	1
2824	9	14	5	2	4	2	5	8	3	2	1	–	–	1	–	–	–	–
2825	15	3	7	–	1	1	10	1	5	5	1	1	–	–	–	–	–	–
2829	123	115	116	17	18	10	53	76	92	53	20	13	–	1	1	–	–	–
2831	86	83	33	43	47	23	24	29	10	19	6	–	–	–	–	–	1	–
2832	3	1	2	–	–	–	2	1	2	1	–	–	–	–	–	–	–	–
2833	231	195	180	20	8	2	130	133	154	76	50	21	5	3	3	–	1	–
2840	30	26	40	–	3	5	12	18	33	14	4	2	4	1	–	–	–	–
2851	58	33	64	41	26	44	15	6	18	2	1	1	–	–	1	–	–	–
2852	9	5	6	–	–	1	3	4	4	5	1	–	1	–	1	–	–	–
2853	19	16	11	9	6	3	9	10	8	1	–	–	–	–	–	–	–	–
2854	6	6	10	2	1	–	4	3	7	–	1	2	–	1	1	–	–	–
2861	18	9	12	1	–	2	10	6	8	6	3	2	1	–	–	–	–	–
2862	39	47	38	4	2	3	23	29	32	12	14	2	–	2	1	–	–	–
2863	6	5	5	1	–	–	5	4	4	–	1	1	–	–	–	–	–	–
2865	11	8	18	2	1	5	2	5	11	7	1	2	–	1	–	–	–	–
2866	25	15	6	–	–	1	20	12	4	5	3	1	–	–	–	–	–	–
2869	95	73	93	11	13	9	57	43	75	24	16	5	–	1	4	3	–	–
2910	394	259	216	270	168	153	102	70	60	16	9	–	6	12	3	–	–	–
2920	222	178	103	131	100	63	82	60	39	8	16	1	1	–	–	–	2	–
2930	213	233	267	2	4	6	81	154	239	125	68	17	5	6	2	–	1	3
2941	289	356	285	52	160	96	186	148	174	48	44	12	2	4	3	1	–	–
2942	3	4	5	–	–	–	3	4	5	–	–	–	–	–	–	–	–	–
2944	63	41	27	2	5	2	30	25	21	29	10	4	2	–	–	–	1	–
2945	118	32	18	4	5	1	44	22	13	70	4	2	–	–	2	–	1	–
2949	379	290	198	56	68	34	237	181	152	77	36	9	6	3	3	3	2	–
2950	19	18	19	–	2	2	8	13	16	11	1	–	–	2	1	–	–	–
3011	2	2	3	–	–	–	2	2	3	–	–	–	–	–	–	–	–	–
3012	5	5	1	–	–	1	2	3	–	3	2	–	–	–	–	–	–	–
3091	19	8	6	–	–	–	6	2	3	12	6	1	–	–	2	1	–	–
3092	8	9	30	–	–	5	6	7	24	2	2	1	–	–	–	–	–	–
3099	5	4	3	–	–	1	3	1	2	2	2	–	–	1	–	–	–	–
3101	845	572	457	15	19	13	302	303	352	496	225	63	32	24	29	–	1	–
3102	162	165	106	6	8	12	112	112	80	41	43	12	3	2	1	–	–	1
3103	34	15	20	–	–	1	13	8	17	20	6	2	1	1	–	–	–	–
3104	78	50	40	–	–	–	42	39	30	34	7	7	2	4	2	–	–	1
3211	2	1	6	–	–	–	–	–	4	2	1	1	–	–	–	–	–	1
3212	1	1	1	–	–	–	1	1	1	–	–	–	–	–	–	–	–	–
3220	1	–	2	–	–	–	1	–	1	–	–	1	–	–	–	–	–	–
3230	10	26	25	–	–	–	4	10	3	6	15	22	–	1	–	–	–	–
3240	23	36	22	1	–	2	11	27	19	10	9	1	1	–	–	–	–	–
3250	91	56	74	11	6	12	63	41	61	14	8	1	2	1	–	1	–	–
3291	22	27	18	1	–	4	8	19	7	12	8	7	1	–	–	–	–	–
3292	68	58	33	1	–	1	30	45	28	33	8	3	2	3	1	2	2	–
3299	118	70	71	5	1	2	81	47	61	29	22	7	2	–	1	1	–	–
3311	9	15	11	1	3	1	3	10	10	4	2	–	1	–	–	–	–	–
3312	1	3	4	–	1	–	1	2	4	–	–	–	–	–	–	–	–	–
3313	11	10	5	1	–	–	6	8	3	3	2	2	1	–	–	–	–	–
3314	92	75	75	12	15	13	51	42	53	26	15	7	3	2	2	–	1	–
3315	8	13	8	–	4	3	6	4	5	2	5	–	–	–	–	–	–	–
3316	–	3	–	–	1	–	–	2	–	–	–	–	–	–	–	–	–	–
3317	–	2	4	–	1	–	–	1	4	–	–	–	–	–	–	–	–	–
3319	9	10	11	–	–	–	3	5	7	6	5	4	–	–	–	–	–	–
3321	50	23	27	10	1	3	18	12	21	20	9	3	2	–	–	–	1	–
3329	15	10	8	–	–	–	9	6	6	6	4	2	–	–	–	–	–	–
3511	78	100	88	17	16	22	50	63	56	10	17	9	–	2	–	1	2	1
3512	11	12	7	4	–	–	7	11	7	–	1	–	–	–	–	–	–	–
3513	1	1	–	1	–	–	–	–	–	–	1	–	–	–	–	–	–	–
3514	225	164	157	41	13	19	131	127	130	52	24	5	–	–	2	1	–	1
3520	3	4	2	2	1	1	1	3	1	–	–	–	–	–	–	–	–	–
3600	588	560	437	147	158	88	404	364	332	36	32	16	1	5	1	–	1	–
3701	2	4	10	–	–	–	1	3	9	1	1	1	–	–	–	–	–	–
3702	50	18	10	21	6	4	22	9	5	6	2	1	–	–	–	1	1	–
3811	508	441	306	135	89	47	294	305	244	72	42	13	4	3	1	3	2	1
3812	18	3	2	1	–	1	10	3	1	6	–	–	1	–	–	–	–	–
3821	48	26	41	7	2	6	35	18	34	6	4	1	–	2	–	–	–	–
3822	21	17	22	7	6	8	12	10	11	1	1	2	1	–	1	–	–	–
3831	38	35	24	–	3	–	16	21	22	21	10	1	1	1	–	–	–	1
3832	50	31	26	6	–	3	20	21	19	19	8	4	5	2	–	–	–	–
3839	56	34	47	18	13	17	17	11	28	20	5	2	1	5	–	–	–	–
3900	4	4	1	2	1	1	1	2	–	1	1	–	–	–	–	–	–	–
4110	325	276	363	17	10	13	176	188	303	126	66	33	4	11	9	2	1	5
4120	1.527	1.278	1.050	85	87	57	751	838	844	625	294	113	54	53	27	12	6	9
4211	450	317	321	55	26	49	268	212	230	111	67	30	5	9	6	11	3	6
4212	55	80	51	4	8	9	36	59	33	13	11	6	2	2	2	–	–	1

Capítulo 50 - Paraná

50.1 - Quantidade de acidentes do trabalho liquidados, por consequência, segundo a Classificação Nacional de Atividades Econômicas (CNAE), no estado do Paraná - 2013/2015

(continuação)

CNAE	QUANTIDADE DE ACIDENTES DO TRABALHO LIQUIDADOS																	
	Total			Consequência														
				Assistência Médica			Menos de 15 dias			Mais de 15 dias			Incapacidade Permanente			Óbito		
	2013	2014	2015	2013	2014	2015	2013	2014	2015	2013	2014	2015	2013	2014	2015	2013	2014	2015
4213	47	43	35	1	2	–	20	33	31	23	8	4	2	–	–	1	–	–
4221	375	276	240	97	34	13	217	128	136	55	106	86	3	3	1	3	5	4
4222	45	35	35	3	2	2	16	26	27	23	5	5	3	2	1	–	–	–
4223	2	20	16	–	2	2	1	18	12	1	–	2	–	–	–	–	–	–
4291	12	3	11	1	1	2	10	1	6	1	1	2	–	–	1	–	–	–
4292	75	47	123	12	9	43	30	21	67	28	14	12	5	3	1	–	–	–
4299	95	104	37	8	10	6	55	72	27	26	19	3	2	2	1	4	1	–
4311	2	2	5	–	–	1	–	1	4	1	1	–	1	–	–	–	–	–
4312	7	3	3	–	–	–	4	2	1	3	1	2	–	–	–	–	–	–
4313	60	76	45	5	4	2	19	46	33	27	18	7	7	4	3	2	4	–
4319	3	1	1	–	–	–	1	–	–	1	1	–	1	–	1	–	–	–
4321	163	161	161	21	15	16	70	95	115	63	47	18	6	4	9	3	–	3
4322	73	61	40	5	2	1	40	40	36	27	17	2	1	1	1	–	1	–
4329	56	22	22	8	2	–	23	12	20	22	6	1	1	1	1	2	1	–
4330	198	141	104	10	8	10	89	72	72	92	42	15	6	14	6	1	5	1
4391	63	61	55	4	1	1	31	48	47	24	9	4	4	1	3	–	2	–
4399	252	198	155	13	6	4	112	122	118	117	56	22	6	13	11	4	1	–
4511	263	271	216	14	9	14	171	206	167	74	51	27	2	4	6	2	1	2
4512	1	11	8	–	–	–	1	1	–	–	10	8	–	–	–	–	–	–
4520	250	191	164	9	10	9	98	92	128	131	82	23	10	7	4	2	–	–
4530	489	407	322	11	13	12	216	215	245	238	162	57	20	15	7	4	2	1
4541	60	46	36	–	–	1	22	24	27	37	20	8	1	2	–	–	–	–
4542	–	2	–	–	–	–	–	–	–	–	1	–	–	1	–	–	–	–
4543	5	4	4	–	–	–	4	1	3	1	3	1	–	–	–	–	–	–
4611	2	2	1	–	–	–	1	1	–	1	1	1	–	–	–	–	–	–
4612	3	1	2	–	–	–	1	–	1	1	1	1	1	–	–	–	–	–
4613	2	–	–	–	–	–	–	–	–	1	–	–	1	–	–	–	–	–
4614	1	6	3	1	5	–	–	1	2	–	–	–	–	–	1	–	–	–
4615	–	2	–	–	–	–	–	1	–	–	–	–	–	1	–	–	–	–
4616	–	1	3	–	–	–	–	–	3	–	1	–	–	–	–	–	–	–
4617	4	4	4	–	–	–	3	2	4	1	2	–	–	–	–	–	–	–
4618	2	2	1	–	–	–	1	1	1	–	1	–	1	–	–	–	–	–
4619	7	11	3	–	1	–	1	4	3	6	4	–	–	2	–	–	–	–
4621	3	1	3	–	–	–	1	–	2	2	1	1	–	–	–	–	–	–
4622	47	44	37	9	9	6	23	24	27	14	9	3	1	2	1	–	–	–
4623	367	294	270	13	22	36	207	190	206	131	69	22	11	10	4	5	3	2
4631	14	12	8	–	1	–	5	8	7	8	3	1	1	–	–	–	–	–
4632	235	168	158	38	32	35	108	73	98	79	53	15	6	5	8	4	5	2
4633	37	24	37	1	–	2	15	15	28	17	8	5	4	1	2	–	–	–
4634	75	63	42	1	3	2	39	49	32	29	8	7	5	3	–	1	–	1
4635	226	180	141	39	23	26	134	123	102	50	32	10	2	2	3	1	–	–
4636	5	4	1	3	1	–	2	3	1	–	–	–	–	–	–	–	–	–
4637	49	39	38	2	1	2	27	22	28	19	15	7	1	1	1	–	–	–
4639	95	64	57	4	2	–	49	40	44	39	20	10	2	–	1	1	2	2
4641	10	14	11	–	–	2	5	11	9	5	3	–	–	–	–	–	–	–
4642	14	24	22	1	2	–	8	13	21	5	8	1	–	1	–	–	–	–
4643	3	1	1	1	–	–	2	–	–	–	1	–	–	–	1	–	–	–
4644	24	9	13	2	–	–	11	6	11	11	3	2	–	–	–	–	–	–
4645	12	12	20	2	2	2	4	8	17	6	1	1	–	1	–	–	–	–
4646	17	11	14	2	3	3	10	6	10	4	2	1	–	–	–	1	–	–
4647	10	9	14	2	–	1	5	8	12	3	1	1	–	–	–	–	–	–
4649	53	41	43	4	6	4	31	26	32	18	5	5	–	2	–	–	2	2
4651	14	10	12	2	–	1	8	8	11	4	2	–	–	–	–	–	–	–
4652	4	10	10	–	–	–	3	9	9	1	1	1	–	–	–	–	–	–
4661	62	87	73	–	7	5	40	62	63	20	18	4	2	–	1	–	–	–
4662	2	8	4	1	–	1	–	5	2	1	2	1	–	1	–	–	–	–
4663	42	25	42	–	2	1	28	17	36	13	6	4	1	–	1	–	–	–
4664	2	2	1	1	–	–	–	2	1	–	–	–	1	–	–	–	–	–
4665	10	12	9	–	–	–	5	10	8	5	2	1	–	–	–	–	–	–
4669	18	23	23	–	–	–	12	16	16	6	7	7	–	–	–	–	–	–
4671	62	46	48	3	1	–	23	20	36	31	18	6	5	6	4	–	1	2
4672	24	36	21	4	3	2	14	21	17	6	10	1	–	2	1	–	–	–
4673	20	10	11	2	–	1	16	8	9	2	2	1	–	–	–	–	–	–
4674	2	1	1	1	1	–	1	–	–	–	–	1	–	–	–	–	–	–
4679	93	95	84	28	6	3	44	68	72	21	16	8	–	5	1	–	–	–
4681	26	17	29	6	1	2	11	8	21	7	7	6	2	–	–	–	1	–
4682	51	38	57	15	13	30	25	21	23	9	4	4	2	–	–	–	–	–
4683	83	50	42	1	1	6	38	34	32	42	15	3	1	–	1	1	–	–
4684	26	36	31	1	–	2	16	29	26	8	5	2	1	1	–	–	1	1
4685	54	36	36	5	7	7	40	21	26	9	8	3	–	–	–	–	–	–
4686	21	23	15	–	1	2	8	15	11	10	5	2	3	1	–	–	1	–
4687	128	102	67	2	3	1	73	65	45	51	30	15	2	4	5	–	–	1
4689	47	41	39	3	–	2	30	34	32	12	7	4	1	–	1	1	–	–
4691	72	56	80	6	2	3	41	49	67	25	4	10	–	1	–	–	–	–
4692	35	25	32	–	–	–	21	17	27	14	7	5	–	1	–	–	–	–
4693	79	49	56	2	1	2	53	36	52	23	12	2	1	–	–	–	–	–
4711	1.713	1.642	1.686	40	53	63	1.152	1.313	1.505	499	260	101	19	15	11	3	1	6

Capítulo 50 - Paraná

50.1 - Quantidade de acidentes do trabalho liquidados, por consequência, segundo a Classificação Nacional de Atividades Econômicas (CNAE), no estado do Paraná - 2013/2015

(continuação)

CNAE	QUANTIDADE DE ACIDENTES DO TRABALHO LIQUIDADOS																	
	Total			Consequência														
				Assistência Médica			Menos de 15 dias			Mais de 15 dias			Incapacidade Permanente			Óbito		
	2013	2014	2015	2013	2014	2015	2013	2014	2015	2013	2014	2015	2013	2014	2015	2013	2014	2015
4712	175	113	111	6	6	4	68	63	89	94	36	15	6	8	2	1	–	1
4713	82	70	61	4	–	5	42	60	50	35	8	6	1	1	–	–	1	–
4721	125	108	91	2	3	1	47	68	72	70	33	14	6	4	4	–	–	–
4722	65	43	46	–	3	1	26	25	37	34	13	5	5	2	3	–	–	–
4723	43	38	27	1	–	1	10	19	22	31	14	3	1	5	1	–	–	–
4724	14	11	13	–	–	–	3	7	11	11	3	2	–	1	–	–	–	–
4729	105	103	83	4	6	7	48	64	62	47	31	14	5	2	–	1	–	–
4731	199	166	155	4	7	6	78	88	117	104	67	29	10	4	1	3	–	2
4732	9	7	9	1	–	–	3	7	9	5	–	–	–	–	–	–	–	–
4741	44	24	29	–	–	1	14	13	23	27	10	4	1	1	–	2	–	1
4742	57	62	53	–	3	1	28	38	42	24	14	9	4	5	1	1	2	–
4743	75	54	52	1	–	3	31	32	38	42	20	8	1	2	1	–	–	2
4744	611	527	452	14	18	26	234	292	318	334	191	95	25	22	11	4	4	2
4751	56	41	46	1	2	1	22	26	37	32	13	6	1	–	1	–	–	1
4752	26	27	25	3	1	–	9	13	22	14	11	2	–	–	1	–	2	–
4753	159	152	129	7	7	6	93	96	103	58	46	17	1	–	–	–	3	3
4754	170	144	104	9	3	6	83	94	82	74	42	13	2	5	3	2	–	–
4755	35	25	12	–	2	–	7	16	10	28	7	2	–	–	–	–	–	–
4756	3	–	–	–	–	–	2	–	–	1	–	–	–	–	–	–	–	–
4757	27	28	25	2	4	1	9	9	20	16	12	3	–	2	1	–	1	–
4759	65	43	50	4	1	4	29	22	34	30	20	10	2	–	2	–	–	–
4761	48	42	41	–	1	1	21	23	37	26	17	3	1	1	–	–	–	–
4762	3	–	–	–	–	–	–	–	–	3	–	–	–	–	–	–	–	–
4763	35	32	27	1	3	–	12	16	22	21	12	4	–	–	–	1	1	1
4771	140	193	171	14	15	32	58	138	118	64	39	17	3	1	1	1	–	3
4772	33	22	33	5	2	1	20	14	28	7	5	3	1	1	1	–	–	–
4773	20	17	10	4	1	–	13	16	7	3	–	2	–	–	1	–	–	–
4774	5	10	8	–	–	–	1	8	7	4	2	1	–	–	–	–	–	–
4781	174	150	141	7	16	19	73	94	98	89	35	20	4	4	4	1	1	–
4782	83	64	66	4	5	5	41	43	52	36	15	9	2	1	–	–	–	–
4783	10	8	7	4	–	–	2	4	6	4	4	1	–	–	–	–	–	–
4784	58	56	46	1	1	2	15	26	27	39	25	14	2	3	1	1	1	2
4785	12	5	1	1	–	–	8	3	1	3	2	–	–	–	–	–	–	–
4789	299	230	206	10	13	13	137	124	163	139	85	24	10	7	6	3	1	–
4911	95	93	89	24	50	43	53	36	44	16	7	1	2	–	–	–	–	1
4921	244	193	206	9	3	8	115	118	152	105	56	34	13	15	10	2	1	2
4922	114	75	65	5	2	2	56	47	51	46	20	8	6	4	3	1	2	1
4923	7	5	6	–	–	2	5	2	2	2	3	2	–	–	–	–	–	–
4924	5	6	5	–	–	–	2	4	3	3	2	1	–	–	1	–	–	–
4929	28	32	42	1	1	5	11	19	29	14	11	7	2	1	–	–	–	1
4930	1.352	1.236	1.219	84	96	88	574	689	912	604	382	159	56	42	32	34	27	28
4940	6	5	7	3	5	7	2	–	–	1	–	–	–	–	–	–	–	–
5021	4	2	–	–	–	–	3	2	–	1	–	–	–	–	–	–	–	–
5030	4	6	7	1	–	–	3	1	3	–	5	4	–	–	–	–	–	–
5091	5	6	2	–	–	–	3	5	–	2	–	2	–	1	–	–	–	–
5111	31	63	49	4	1	1	18	29	16	9	33	30	–	–	–	–	–	2
5112	3	6	1	–	–	–	2	2	1	1	4	–	–	–	–	–	–	–
5120	5	4	5	–	–	1	5	4	4	–	–	–	–	–	–	–	–	–
5211	231	171	148	27	19	9	138	113	124	58	35	12	5	3	3	3	1	–
5212	62	68	50	5	5	5	23	20	26	31	42	18	2	1	1	1	–	–
5221	94	91	78	17	19	6	61	59	66	16	10	3	–	1	1	–	2	2
5223	46	25	29	9	2	–	31	19	28	6	4	1	–	–	–	–	–	–
5229	37	29	18	1	1	1	18	19	15	16	7	2	1	2	–	1	–	–
5231	84	98	106	14	19	30	56	65	74	13	11	2	–	2	–	1	1	–
5232	–	2	1	–	–	–	–	–	–	–	2	1	–	–	–	–	–	–
5239	1	2	1	–	–	–	1	2	1	–	–	–	–	–	–	–	–	–
5240	55	37	26	4	–	–	38	31	25	13	5	1	–	1	–	–	–	–
5250	61	44	33	9	5	8	38	34	20	13	5	4	1	–	1	–	–	–
5310	998	959	1.044	404	411	310	486	507	725	96	36	8	12	3	1	–	2	–
5320	121	93	64	1	1	1	44	45	51	68	43	10	5	3	1	3	1	1
5510	262	229	289	31	36	50	101	143	209	123	45	25	6	4	4	1	1	1
5590	2	3	2	–	–	–	1	–	–	1	2	2	–	1	–	–	–	–
5611	832	741	646	29	31	27	456	510	535	329	180	70	15	20	13	3	–	1
5612	5	2	2	–	–	–	3	2	2	2	–	–	–	–	–	–	–	–
5620	597	454	380	76	56	49	386	339	315	129	50	11	6	8	5	–	1	–
5811	7	5	5	3	4	1	2	–	3	2	1	1	–	–	–	–	–	–
5812	7	–	1	–	–	–	3	–	1	3	–	–	–	–	–	1	–	–
5813	1	–	2	–	–	–	–	–	1	1	–	–	–	–	–	–	–	1
5819	4	7	11	–	3	2	2	3	9	1	1	–	1	–	–	–	–	–
5821	46	38	17	5	3	2	37	33	14	2	2	1	2	–	–	–	–	–
5822	42	27	26	5	3	2	24	21	24	12	3	–	1	–	–	–	–	–
5823	2	–	1	–	–	–	1	–	1	1	–	–	–	–	–	–	–	–
5829	50	43	40	6	1	–	35	31	39	8	8	–	1	3	1	–	–	–
5911	5	1	3	1	–	1	4	1	1	–	–	1	–	–	–	–	–	–
5912	1	–	1	–	–	–	1	–	1	–	–	–	–	–	–	–	–	–
5914	3	5	4	–	1	–	2	3	4	1	1	–	–	–	–	–	–	–

Capítulo 50 - Paraná

50.1 - Quantidade de acidentes do trabalho liquidados, por consequência, segundo a Classificação Nacional de Atividades Econômicas (CNAE), no estado do Paraná - 2013/2015

(continuação)

CNAE	QUANTIDADE DE ACIDENTES DO TRABALHO LIQUIDADOS																	
	Total			Consequência														
				Assistência Médica			Menos de 15 dias			Mais de 15 dias			Incapacidade Permanente			Óbito		
	2013	2014	2015	2013	2014	2015	2013	2014	2015	2013	2014	2015	2013	2014	2015	2013	2014	2015
6010	2	10	6	1	1	–	–	–	3	1	9	3	–	–	–	–	–	–
6021	21	16	26	3	–	3	13	10	17	5	6	5	–	–	1	–	–	–
6022	1	–	1	1	–	–	–	–	–	–	–	1	–	–	–	–	–	–
6110	106	99	96	6	3	7	58	81	86	39	14	3	3	1	–	–	–	–
6120	20	16	13	–	2	1	16	10	9	4	3	2	–	–	–	–	1	1
6141	17	10	1	1	–	–	12	6	–	4	4	1	–	–	–	–	–	–
6142	–	–	1	–	–	–	–	–	1	–	–	–	–	–	–	–	–	–
6190	30	20	20	–	1	–	15	12	17	10	5	3	4	2	–	1	–	–
6201	18	105	79	1	1	2	6	9	11	9	95	66	1	–	–	1	–	–
6202	13	10	11	1	2	1	9	5	9	3	3	1	–	–	–	–	–	–
6203	15	14	18	1	1	5	9	10	13	5	3	–	–	–	–	–	–	–
6204	12	11	8	2	1	–	9	10	8	1	–	–	–	–	–	–	–	–
6209	19	22	35	5	1	4	8	18	26	6	3	4	–	–	–	–	–	1
6311	23	24	15	1	3	2	22	16	10	–	5	3	–	–	–	–	–	–
6319	2	–	1	–	–	–	1	–	–	1	–	1	–	–	–	–	–	–
6399	2	3	–	1	1	–	–	1	–	1	1	–	–	–	–	–	–	–
6421	77	92	87	31	70	64	31	18	19	15	4	3	–	–	–	–	–	1
6422	402	378	312	9	21	13	252	263	258	130	82	37	11	12	4	–	–	–
6423	28	18	18	3	2	1	23	14	16	–	2	1	1	–	–	1	–	–
6424	14	17	16	–	1	–	7	12	13	7	2	3	–	1	–	–	1	–
6431	1	–	4	–	–	2	1	–	1	–	–	1	–	–	–	–	–	–
6433	–	1	–	–	–	–	–	1	–	–	–	–	–	–	–	–	–	–
6434	1	1	–	1	–	–	–	1	–	–	–	–	–	–	–	–	–	–
6436	4	3	–	–	–	–	3	2	–	1	1	–	–	–	–	–	–	–
6461	–	2	6	–	–	1	–	1	5	–	1	–	–	–	–	–	–	–
6462	67	57	22	4	4	3	49	42	15	14	10	3	–	1	–	–	–	1
6463	3	–	1	–	–	–	–	–	1	3	–	–	–	–	–	–	–	–
6491	1	–	–	–	–	–	1	–	–	–	–	–	–	–	–	–	–	–
6492	2	–	3	–	–	–	2	–	3	–	–	–	–	–	–	–	–	–
6493	6	2	1	–	–	–	2	2	1	3	–	–	1	–	–	–	–	–
6499	–	3	–	–	2	–	–	1	–	–	–	–	–	–	–	–	–	–
6511	24	8	8	5	1	–	15	5	8	3	2	–	–	–	–	1	–	–
6512	2	–	2	–	–	1	2	–	–	–	–	1	–	–	–	–	–	–
6541	–	–	1	–	–	–	–	–	1	–	–	–	–	–	–	–	–	–
6542	3	–	–	1	–	–	2	–	–	–	–	–	–	–	–	–	–	–
6550	76	58	60	12	5	18	52	48	40	11	5	2	1	–	–	–	–	–
6611	–	–	1	–	–	–	–	–	–	–	–	1	–	–	–	–	–	–
6612	1	4	3	–	–	–	1	4	2	–	–	1	–	–	–	–	–	–
6613	–	8	9	–	–	–	–	–	1	–	8	8	–	–	–	–	–	–
6619	1	2	2	–	–	–	–	2	2	1	–	–	–	–	–	–	–	–
6622	4	4	9	4	1	1	–	1	7	–	2	1	–	–	–	–	–	–
6629	1	4	1	–	–	–	1	3	1	–	1	–	–	–	–	–	–	–
6630	2	10	4	–	–	–	2	2	–	–	8	4	–	–	–	–	–	–
6810	39	40	38	1	1	4	21	29	29	15	8	5	2	2	–	–	–	–
6821	20	26	16	1	–	1	8	12	14	8	10	1	3	4	–	–	–	–
6822	20	10	12	2	2	–	9	6	10	9	2	2	–	–	–	–	–	–
6911	17	21	29	–	2	1	10	14	26	7	4	2	–	1	–	–	–	–
6912	12	7	5	–	1	–	5	5	4	7	1	1	–	–	–	–	–	–
6920	86	59	81	9	1	5	39	38	62	35	19	14	3	–	–	–	1	–
7010	1	2	–	–	–	–	1	1	–	–	1	–	–	–	–	–	–	–
7020	37	30	24	2	1	3	29	21	20	5	6	1	–	–	–	1	2	–
7111	3	4	1	–	–	–	1	1	1	2	3	–	–	–	–	–	–	–
7112	148	115	137	22	13	7	84	69	111	35	30	13	5	3	5	2	–	1
7119	10	7	4	1	2	2	3	3	2	6	1	–	–	1	–	–	–	–
7120	22	17	17	2	1	–	16	14	16	3	2	1	1	–	–	–	–	–
7210	24	24	18	4	5	4	15	16	13	5	3	1	–	–	–	–	–	–
7220	–	2	6	–	1	1	–	1	3	–	–	2	–	–	–	–	–	–
7311	4	12	14	–	–	–	3	1	1	1	11	13	–	–	–	–	–	–
7312	9	11	12	–	1	–	4	5	11	4	5	1	1	–	–	–	–	–
7319	22	18	20	1	1	1	7	11	15	14	5	4	–	1	–	–	–	–
7320	3	2	–	–	–	–	2	1	–	1	1	–	–	–	–	–	–	–
7410	2	2	5	–	–	–	1	2	4	1	–	1	–	–	–	–	–	–
7420	10	13	8	1	1	–	4	3	2	5	8	6	–	1	–	–	–	–
7490	17	12	7	3	3	1	9	5	2	5	3	2	–	1	2	–	–	–
7500	8	3	7	1	–	1	6	3	6	–	–	–	1	–	–	–	–	–
7711	15	28	19	–	3	2	9	18	17	6	5	–	–	1	–	–	1	–
7719	7	2	5	–	–	–	1	2	5	6	–	–	–	–	–	–	–	–
7721	2	1	–	–	–	–	1	1	–	1	–	–	–	–	–	–	–	–
7722	3	1	1	–	–	–	2	–	1	1	1	–	–	–	–	–	–	–
7723	10	2	10	1	–	–	4	1	8	5	1	–	–	–	2	–	–	–
7729	2	8	5	–	–	–	1	4	4	1	2	–	–	2	1	–	–	–
7731	4	1	1	–	–	–	1	–	1	3	1	–	–	–	–	–	–	–
7732	66	49	38	8	1	1	40	38	30	13	10	5	5	–	1	–	–	1
7733	1	5	2	–	–	–	1	2	1	–	3	1	–	–	–	–	–	–
7739	44	48	62	2	10	4	29	30	52	11	7	6	–	1	–	2	–	–
7740	8	9	4	1	4	–	7	4	4	–	1	–	–	–	–	–	–	–

Capítulo 50 - Paraná

50.1 - Quantidade de acidentes do trabalho liquidados, por consequência, segundo a Classificação Nacional de Atividades Econômicas (CNAE), no estado do Paraná - 2013/2015

(conclusão)

CNAE	QUANTIDADE DE ACIDENTES DO TRABALHO LIQUIDADOS																	
	Total			Consequência														
				Assistência Médica			Menos de 15 dias			Mais de 15 dias			Incapacidade Permanente			Óbito		
	2013	2014	2015	2013	2014	2015	2013	2014	2015	2013	2014	2015	2013	2014	2015	2013	2014	2015
7810	37	22	19	1	–	–	24	18	15	9	1	3	3	1	1	–	2	–
7820	228	197	200	14	19	9	109	128	175	88	40	12	13	6	2	4	4	2
7830	61	52	41	8	3	4	29	37	32	22	10	4	2	2	1	–	–	–
7911	16	14	16	–	2	1	8	12	13	8	–	2	–	–	–	–	–	–
7912	2	1	1	–	–	–	1	1	1	1	–	–	–	–	–	–	–	–
7990	1	1	3	–	–	–	1	1	3	–	–	–	–	–	–	–	–	–
8011	373	308	229	36	26	12	190	179	178	130	91	34	15	10	3	2	2	2
8012	108	96	97	4	4	2	80	76	82	23	15	13	–	1	–	1	–	–
8020	53	60	72	1	4	3	30	37	60	21	17	9	1	1	–	–	1	–
8030	1	12	6	–	–	–	–	–	–	1	11	6	–	1	–	–	–	–
8111	86	87	73	3	3	6	36	62	52	45	21	12	2	1	3	–	–	–
8112	229	204	206	15	10	12	100	124	170	102	62	20	11	7	4	1	1	–
8121	361	301	181	55	60	39	194	184	120	103	50	13	9	7	9	–	–	–
8122	9	14	7	1	–	–	4	6	5	4	6	1	–	1	–	–	1	1
8129	62	54	53	3	7	10	31	40	37	24	5	4	4	2	2	–	–	–
8130	22	30	17	1	–	–	7	16	8	13	12	8	1	–	1	–	2	–
8211	279	218	170	30	44	23	170	132	132	76	36	12	3	3	–	–	3	3
8219	40	48	37	5	1	3	19	32	27	16	14	6	–	1	1	–	–	–
8220	120	94	106	18	5	3	56	70	96	46	19	7	–	–	–	–	–	–
8230	20	25	14	–	2	1	13	16	8	5	7	5	2	–	–	–	–	–
8291	27	48	44	3	3	2	15	19	28	9	25	14	–	1	–	–	–	–
8292	17	11	23	–	–	–	12	10	22	3	1	–	2	–	1	–	–	–
8299	172	147	114	17	13	10	92	100	91	56	28	8	5	6	3	2	–	2
8411	1.196	816	823	199	169	208	495	493	530	466	114	60	31	37	19	5	3	6
8412	23	37	28	13	15	3	8	17	23	2	4	1	–	1	–	–	–	1
8422	1	1	2	1	–	–	–	1	2	–	–	–	–	–	–	–	–	–
8423	7	10	10	–	2	1	7	6	9	–	1	–	–	–	–	–	1	–
8424	3	8	7	–	–	3	1	7	3	2	–	1	–	1	–	–	–	–
8425	–	1	–	–	–	–	–	1	–	–	–	–	–	–	–	–	–	–
8430	5	7	3	–	–	–	4	6	3	1	1	–	–	–	–	–	–	–
8511	18	204	163	–	4	2	7	8	10	9	190	148	2	2	3	–	–	–
8512	42	29	54	1	3	4	23	20	44	17	5	6	1	1	–	–	–	–
8513	107	111	128	9	10	15	70	86	99	27	13	13	1	2	1	–	–	–
8520	136	114	103	3	9	10	31	64	83	100	39	10	1	2	–	1	–	–
8531	418	421	368	170	144	122	208	248	228	37	29	18	3	–	–	–	–	–
8532	66	120	106	6	15	12	48	78	83	12	26	10	–	1	1	–	–	–
8533	9	10	6	–	2	–	6	7	6	3	1	–	–	–	–	–	–	–
8541	4	8	7	–	2	1	1	5	6	3	1	–	–	–	–	–	–	–
8542	–	2	1	–	1	–	–	–	–	–	1	1	–	–	–	–	–	–
8550	12	8	6	4	–	–	5	7	5	2	1	1	1	–	–	–	–	–
8591	2	5	2	–	–	–	1	4	2	1	1	–	–	–	–	–	–	–
8592	3	–	3	–	–	–	2	–	3	1	–	–	–	–	–	–	–	–
8593	11	8	10	–	1	1	5	6	9	6	1	–	–	–	–	–	–	–
8599	129	133	121	17	22	10	67	78	103	42	31	5	2	2	2	1	–	1
8610	3.515	3.482	3.356	2.073	1.993	2.039	1.190	1.386	1.279	240	85	33	10	17	5	2	1	–
8621	20	12	13	1	2	6	17	7	7	2	3	–	–	–	–	–	–	–
8622	7	6	4	5	1	–	1	3	4	1	–	–	–	2	–	–	–	–
8630	175	148	133	41	44	41	103	97	87	29	7	5	2	–	–	–	–	–
8640	274	316	284	140	171	168	112	128	111	21	16	5	1	1	–	–	–	–
8650	14	40	52	3	11	30	8	28	21	2	1	1	1	–	–	–	–	–
8660	10	20	26	4	8	8	5	9	17	1	2	1	–	1	–	–	–	–
8690	53	67	62	18	24	24	28	43	36	7	–	2	–	–	–	–	–	–
8711	14	17	16	2	1	1	4	9	14	4	5	1	4	2	–	–	–	–
8712	2	3	2	1	1	1	–	–	1	1	2	–	–	–	–	–	–	–
8720	20	7	15	8	5	6	9	1	9	1	1	–	2	–	–	–	–	–
8730	21	14	12	4	1	1	10	6	9	5	6	2	2	1	–	–	–	–
8800	179	170	210	64	40	60	92	115	145	23	15	4	–	–	1	–	–	–
9001	6	9	4	–	–	–	2	7	–	4	2	3	–	–	1	–	–	–
9101	14	19	19	3	1	5	10	18	14	1	–	–	–	–	–	–	–	–
9102	–	–	1	–	–	–	–	–	1	–	–	–	–	–	–	–	–	–
9103	13	16	12	–	–	–	8	15	12	5	1	–	–	–	–	–	–	–
9200	1	–	–	–	–	–	–	–	–	1	–	–	–	–	–	–	–	–
9311	1	1	–	–	–	–	1	1	–	–	–	–	–	–	–	–	–	–
9312	75	60	68	3	–	3	45	49	58	26	11	6	1	–	1	–	–	–
9313	15	9	14	1	1	1	7	5	13	6	2	–	–	1	–	1	–	–
9319	12	3	8	–	–	–	4	1	5	8	2	3	–	–	–	–	–	–
9321	2	2	19	–	–	1	–	2	17	2	–	1	–	–	–	–	–	–
9329	19	15	19	2	2	–	8	9	16	9	3	2	–	–	–	–	1	1
9411	32	31	16	5	2	1	16	25	15	11	4	–	–	–	–	–	–	–
9412	97	75	77	14	21	18	50	42	47	28	11	11	5	1	1	–	–	–
9420	77	64	50	3	3	2	42	43	39	27	18	6	4	–	3	1	–	–
9430	301	249	271	43	41	31	139	157	218	110	45	17	9	6	5	–	–	–
9491	69	54	79	2	4	2	30	31	69	34	14	7	3	4	1	–	1	–
9492	–	21	12	–	–	–	–	–	–	–	21	12	–	–	–	–	–	–
9493	–	–	4	–	–	–	–	–	4	–	–	–	–	–	–	–	–	–
9499	54	71	64	3	3	1	27	44	52	21	20	11	2	2	–	1	2	–
9511	9	11	4	–	–	–	7	8	4	2	3	–	–	–	–	–	–	–
9512	4	3	2	–	–	–	1	2	2	2	1	–	1	–	–	–	–	–
9521	18	17	16	–	2	–	6	9	12	12	6	4	–	–	–	–	–	–
9529	17	8	14	–	–	–	8	6	12	9	2	1	–	–	1	–	–	–
9601	68	63	50	4	7	4	35	39	40	26	16	5	2	1	–	1	–	1
9602	11	7	7	1	1	–	3	5	6	6	1	–	1	–	1	–	–	–
9603	15	11	14	1	–	3	6	9	8	8	2	3	–	–	–	–	–	–
9609	8	5	8	–	–	1	2	–	4	6	5	3	–	–	–	–	–	–
9700	14	7	8	1	–	–	11	7	8	2	–	–	–	–	–	–	–	–
9900	–	1	–	–	–	–	–	–	–	–	1	–	–	–	–	–	–	–
Ignorado	1.808	8.408	6.503	6	8	6	159	148	197	1.428	8.053	6.174	210	195	123	5	4	3

Fonte: DATAPREV, CAT, SUB.

Nota: Os dados são preliminares, estando sujeitos a correções.

Capítulo 50 - Paraná

50.2 - Quantidade mensal de acidentes do trabalho liquidados, por consequência, no estado do Paraná - 2013/2015

MESES	QUANTIDADE DE ACIDENTES DO TRABALHO LIQUIDADOS																	
	Total			Consequência														
				Assistência Médica			Menos de 15 dias			Mais de 15 dias			Incapacidade Permanente			Óbito		
	2013	2014	2015	2013	2014	2015	2013	2014	2015	2013	2014	2015	2013	2014	2015	2013	2014	2015
TOTAL	**54.297**	**54.487**	**48.473**	**7.472**	**7.344**	**7.049**	**26.252**	**27.159**	**29.489**	**18.810**	**18.466**	**10.924**	**1.490**	**1.287**	**799**	**273**	**231**	**212**
Janeiro	4.108	4.409	4.094	574	593	579	2.038	2.055	2.233	1.357	1.607	1.176	117	139	87	22	15	19
Fevereiro	3.911	4.451	3.906	574	592	566	1.844	2.134	2.202	1.350	1.569	1.050	115	135	69	28	21	19
Março	4.437	4.474	4.746	686	616	701	2.075	2.172	2.884	1.519	1.529	1.034	140	129	108	17	28	19
Abril	4.825	4.402	4.147	668	614	582	2.390	2.146	2.450	1.614	1.519	1.005	131	110	92	22	13	18
Maio	4.472	4.691	4.035	642	681	553	2.229	2.280	2.396	1.461	1.596	972	116	109	100	24	25	14
Junho	4.420	4.156	4.151	614	597	557	2.151	2.016	2.570	1.508	1.439	926	125	83	87	22	21	11
Julho	5.026	4.906	4.436	649	659	644	2.453	2.385	2.655	1.769	1.731	1.044	113	112	78	42	19	15
Agosto	5.080	5.003	4.372	677	699	614	2.385	2.427	2.716	1.840	1.722	961	154	138	63	24	17	18
Setembro	4.738	4.940	3.958	618	629	599	2.291	2.559	2.545	1.670	1.633	749	135	98	43	24	21	22
Outubro	5.064	4.971	3.958	658	566	603	2.436	2.665	2.535	1.826	1.632	770	123	92	24	21	16	26
Novembro	4.517	4.461	3.594	603	607	524	2.160	2.356	2.396	1.599	1.396	636	141	82	27	14	20	11
Dezembro	3.699	3.623	3.076	509	491	527	1.800	1.964	1.907	1.297	1.093	601	80	60	21	13	15	20

Fonte: DATAPREV, CAT, SUB.
Nota: Os dados são preliminares, estando sujeitos a correções.

DISTRIBUIÇÃO DE ACIDENTES DO TRABALHO LIQUIDADOS, POR CONSEQUÊNCIA, NO ESTADO DO PARANÁ - 2015

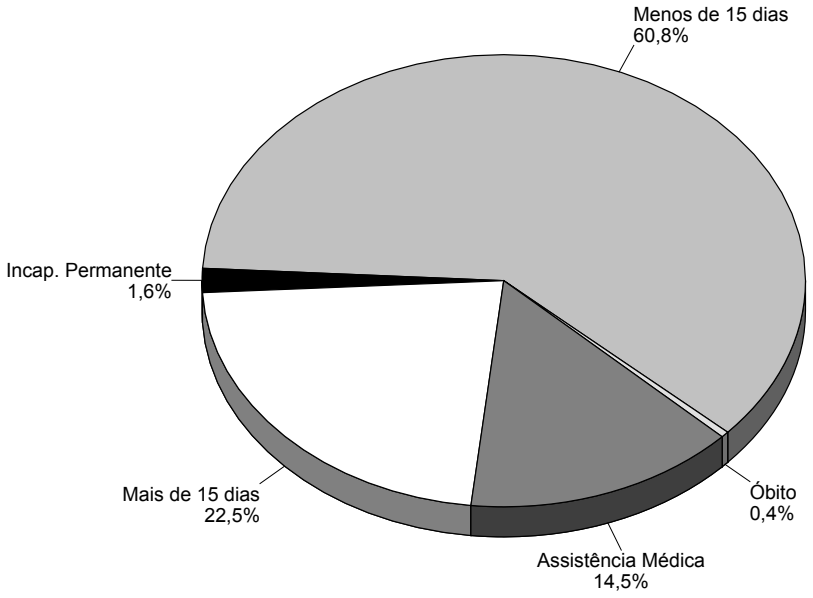

Fonte: DATAPREV, CAT, SUB

Capítulo 51 - Santa Catarina

51.1 - Quantidade de acidentes do trabalho liquidados, por consequência, segundo a Classificação Nacional de Atividades Econômicas (CNAE), no estado de Santa Catarina - 2013/2015

(continua)

CNAE	QUANTIDADE DE ACIDENTES DO TRABALHO LIQUIDADOS																	
	Total			Consequência														
				Assistência Médica			Menos de 15 dias			Mais de 15 dias			Incapacidade Permanente			Óbito		
	2013	2014	2015	2013	2014	2015	2013	2014	2015	2013	2014	2015	2013	2014	2015	2013	2014	2015
TOTAL	**48.590**	**47.915**	**39.793**	**6.109**	**6.560**	**5.618**	**15.241**	**16.425**	**17.588**	**25.239**	**22.909**	**15.190**	**1.863**	**1.858**	**1.250**	**138**	**163**	**147**
0111	37	128	96	–	–	–	8	10	5	25	117	91	4	–	–	–	1	–
0112	–	51	29	–	–	–	–	–	1	–	51	28	–	–	–	–	–	–
0113	–	22	14	–	–	–	–	1	–	–	21	14	–	–	–	–	–	–
0114	–	1	–	–	–	–	–	–	–	–	1	–	–	–	–	–	–	–
0115	5	6	4	–	–	–	2	2	2	3	4	–	–	–	2	–	–	–
0116	3	2	1	–	–	–	1	1	1	2	1	–	–	–	–	–	–	–
0119	5	3	4	–	–	–	2	1	3	3	2	1	–	–	–	–	–	–
0121	1	332	237	–	–	–	–	1	–	1	331	237	–	–	–	–	–	–
0122	2	4	–	–	–	–	2	2	–	–	1	–	–	1	–	–	–	–
0131	1	–	1	–	–	–	1	–	1	–	–	–	–	–	–	–	–	–
0132	1	–	–	–	–	–	1	–	–	–	–	–	–	–	–	–	–	–
0133	237	115	117	16	23	23	75	68	83	129	16	8	17	7	3	–	1	–
0134	–	4	3	–	–	–	–	–	–	–	4	3	–	–	–	–	–	–
0139	11	34	47	–	–	–	2	6	4	7	26	42	2	2	1	–	–	–
0141	5	5	6	–	–	–	–	4	4	5	1	2	–	–	–	–	–	–
0142	1	–	2	–	–	–	1	–	–	–	–	2	–	–	–	–	–	–
0151	17	8	3	–	–	–	5	5	1	12	3	1	–	–	1	–	–	–
0152	3	1	–	–	–	–	–	1	–	3	–	–	–	–	–	–	–	–
0154	69	34	44	–	–	7	18	22	34	47	9	3	4	3	–	–	–	–
0155	270	176	95	66	47	26	110	93	47	85	24	16	8	8	6	1	4	–
0159	1	–	–	–	–	–	–	–	–	1	–	–	–	–	–	–	–	–
0161	44	13	13	–	–	1	10	8	6	31	5	3	2	–	3	1	–	–
0162	49	19	30	1	1	–	15	12	26	30	6	3	3	–	–	–	–	1
0163	40	7	17	2	–	3	4	4	9	33	3	3	1	–	2	–	–	–
0210	169	82	79	6	5	3	43	48	47	109	22	23	11	5	4	–	2	2
0220	3	–	1	–	–	–	–	–	–	3	–	1	–	–	–	–	–	–
0230	55	37	33	–	4	1	26	20	23	25	9	3	3	4	6	1	–	–
0311	52	18	16	13	–	2	18	13	12	17	4	–	–	–	2	4	1	–
0312	–	4	1	–	–	–	–	–	–	–	4	1	–	–	–	–	–	–
0321	–	1	1	–	–	–	–	1	–	–	–	1	–	–	–	–	–	–
0322	1	1	–	–	–	–	–	1	–	1	–	–	–	–	–	–	–	–
0500	307	244	207	33	2	4	115	109	89	137	116	105	19	15	9	3	2	–
0600	10	6	2	7	4	1	–	2	1	3	–	–	–	–	–	–	–	–
0810	63	65	70	6	2	3	16	38	46	37	18	15	4	5	6	–	2	–
0891	6	7	10	–	–	–	1	3	8	4	4	1	1	–	1	–	–	–
0892	4	1	1	–	–	–	2	1	–	2	–	1	–	–	–	–	–	–
0899	19	6	14	2	1	1	4	5	11	13	–	2	–	–	–	–	–	–
0910	14	4	3	5	3	3	1	1	–	7	–	–	1	–	–	–	–	–
0990	1	2	3	–	–	1	–	–	1	1	1	–	–	1	1	–	–	–
1011	102	99	84	7	4	3	32	70	68	59	20	11	4	4	1	–	1	1
1012	1.908	1.863	1.476	723	666	609	544	671	587	610	466	253	28	58	25	3	2	2
1013	90	93	81	6	16	16	26	44	51	45	29	11	12	4	1	1	–	2
1020	401	299	223	37	16	3	232	241	209	127	38	8	4	4	2	1	–	1
1031	–	–	2	–	–	–	–	–	–	–	–	2	–	–	–	–	–	–
1032	19	12	8	–	–	–	5	7	5	14	4	3	–	1	–	–	–	–
1033	6	9	5	–	3	2	1	6	3	4	–	–	1	–	–	–	–	–
1041	23	11	9	–	1	3	8	5	4	13	2	2	2	3	–	–	–	–
1043	1	–	–	–	–	–	–	–	–	1	–	–	–	–	–	–	–	–
1051	20	13	13	2	–	–	12	6	10	6	7	1	–	–	1	–	–	1
1052	101	85	86	–	3	8	30	52	62	69	28	13	2	2	3	–	–	–
1053	22	9	10	–	–	–	5	6	5	15	3	5	2	–	–	–	–	–
1061	55	51	53	2	1	2	26	27	40	23	17	11	4	5	–	–	1	–
1062	12	15	4	–	–	1	3	6	2	9	6	1	–	3	–	–	–	–
1063	3	1	2	–	–	–	–	1	2	2	–	–	1	–	–	–	–	–
1064	5	1	–	–	–	–	–	1	–	5	–	–	–	–	–	–	–	–
1065	4	1	1	1	–	–	1	–	1	2	1	–	–	–	–	–	–	–
1066	133	82	83	10	8	11	58	50	53	60	19	16	4	4	3	1	1	–
1069	21	17	19	1	–	–	3	7	13	16	9	1	1	1	4	–	–	1
1071	–	–	1	–	–	–	–	–	1	–	–	–	–	–	–	–	–	–
1072	6	–	–	–	–	–	5	–	–	1	–	–	–	–	–	–	–	–
1081	3	1	1	–	–	–	–	–	–	3	1	–	–	–	1	–	–	–
1091	190	94	84	3	6	4	28	40	55	159	44	24	–	3	1	–	1	–
1092	59	36	31	3	1	1	19	20	18	32	11	11	5	4	1	–	–	–
1093	10	3	6	1	–	–	2	1	5	7	2	1	–	–	–	–	–	–
1094	65	26	55	2	2	10	16	9	35	42	10	9	5	5	1	–	–	–
1095	7	3	3	–	–	–	1	2	2	6	–	1	–	1	–	–	–	–
1096	42	54	42	8	7	9	22	40	29	12	6	3	–	1	1	–	–	–
1099	246	153	113	94	39	9	63	83	88	83	27	13	6	4	2	–	–	1
1111	3	11	1	–	–	–	–	4	–	3	7	1	–	–	–	–	–	–
1112	12	7	10	–	–	–	3	3	4	9	4	4	–	–	2	–	–	–
1113	46	28	31	32	12	14	5	9	12	8	5	5	1	1	–	–	1	–
1121	12	14	8	1	–	2	3	7	4	7	6	2	1	1	–	–	–	–
1122	50	41	41	–	–	–	31	29	39	18	12	2	1	–	–	–	–	–
1210	23	24	12	4	4	2	12	10	10	7	6	–	–	4	–	–	–	–
1220	10	3	10	1	–	4	3	2	5	6	1	1	–	–	–	–	–	–

Capítulo 51 - Santa Catarina

51.1 - Quantidade de acidentes do trabalho liquidados, por consequência, segundo a Classificação Nacional de Atividades Econômicas (CNAE), no estado de Santa Catarina - 2013/2015

(continuação)

CNAE	QUANTIDADE DE ACIDENTES DO TRABALHO LIQUIDADOS																	
	Total			Consequência														
				Assistência Médica			Menos de 15 dias			Mais de 15 dias			Incapacidade Permanente			Óbito		
	2013	2014	2015	2013	2014	2015	2013	2014	2015	2013	2014	2015	2013	2014	2015	2013	2014	2015
1311	125	96	74	3	6	3	54	67	53	66	21	13	2	1	4	–	1	1
1312	15	2	1	–	–	–	8	1	–	7	1	–	–	–	1	–	–	–
1313	30	27	28	–	–	–	3	10	21	27	14	6	–	3	1	–	–	–
1314	60	21	13	–	2	–	17	15	7	43	4	5	–	–	1	–	–	–
1321	136	85	59	16	27	20	55	25	27	58	24	7	7	8	5	–	1	–
1322	5	3	3	–	–	–	–	–	1	5	3	–	–	–	2	–	–	–
1323	24	29	21	–	2	2	13	17	16	11	9	3	–	1	–	–	–	–
1330	199	125	103	23	20	15	79	69	67	92	30	17	5	6	4	–	–	–
1340	567	397	309	29	72	45	307	249	218	221	61	38	10	14	8	–	1	–
1351	376	277	208	10	14	20	179	232	171	181	25	14	6	5	3	–	1	–
1352	20	10	10	–	3	2	12	6	7	7	–	1	1	1	–	–	–	–
1353	59	38	26	22	18	13	14	16	10	22	1	1	1	3	2	–	–	–
1354	31	11	16	–	–	2	14	8	11	17	3	2	–	–	1	–	–	–
1359	85	70	43	1	7	–	31	49	39	53	12	4	–	2	–	–	–	–
1411	80	26	14	2	4	2	12	13	6	60	7	4	6	2	2	–	–	–
1412	1.132	512	568	21	34	69	270	327	391	813	126	89	27	22	17	1	3	2
1413	25	5	6	2	–	–	6	4	6	15	1	–	2	–	–	–	–	–
1414	26	17	6	1	2	–	15	10	6	9	4	–	1	–	–	–	1	–
1421	10	4	–	–	–	–	2	2	–	8	2	–	–	–	–	–	–	–
1422	107	101	35	5	58	13	50	35	17	50	5	3	2	2	2	–	1	–
1510	24	18	4	–	1	–	3	5	2	17	5	1	4	7	1	–	–	–
1521	16	15	13	–	–	2	8	9	9	8	5	2	–	1	–	–	–	–
1529	9	3	2	–	1	–	1	–	2	8	2	–	–	–	–	–	–	–
1531	74	32	16	5	–	–	24	17	9	42	11	5	3	4	2	–	–	–
1532	–	1	–	–	–	–	–	–	–	–	1	–	–	–	–	–	–	–
1533	31	7	15	–	–	–	13	6	13	18	1	2	–	–	–	–	–	–
1539	15	4	1	–	–	–	3	3	1	12	1	–	–	–	–	–	–	–
1540	12	6	6	–	1	–	3	5	5	8	–	1	–	–	–	1	–	–
1610	551	291	294	5	6	6	91	86	172	413	157	86	39	41	29	3	1	1
1621	376	163	144	4	1	8	78	91	85	265	53	36	28	17	15	1	1	–
1622	413	288	256	7	9	9	117	163	197	254	90	35	35	25	13	–	1	2
1623	73	32	33	–	2	–	23	10	25	46	15	4	4	4	4	–	1	–
1629	180	88	85	2	–	1	29	35	43	133	43	31	16	9	10	–	1	–
1710	15	3	3	–	–	–	2	1	2	11	1	1	2	1	–	–	–	–
1721	282	248	274	30	48	74	99	124	171	143	63	25	10	11	3	–	2	1
1722	52	13	21	–	1	–	2	5	12	49	7	9	1	–	–	–	–	–
1731	107	70	57	7	18	16	40	18	25	54	25	12	6	9	3	–	–	1
1732	3	4	7	–	–	1	–	–	4	3	3	2	–	1	–	–	–	–
1733	139	95	76	3	15	13	43	42	42	91	33	19	2	5	2	–	–	–
1741	22	76	42	–	–	1	5	4	5	16	72	34	1	–	2	–	–	–
1742	24	7	8	–	–	1	4	3	3	20	2	3	–	2	1	–	–	–
1749	47	29	35	10	11	4	9	8	23	24	10	6	4	–	2	–	–	–
1811	14	30	16	–	–	–	6	6	13	8	24	3	–	–	–	–	–	–
1812	1	90	51	–	–	–	–	–	–	1	86	50	–	4	1	–	–	–
1813	73	52	52	6	12	7	32	28	37	33	11	7	2	1	1	–	–	–
1821	9	10	6	–	4	–	2	2	5	6	4	1	1	–	–	–	–	–
1822	3	3	2	–	–	–	–	–	2	3	2	–	–	1	–	–	–	–
1910	10	37	19	–	–	–	4	13	9	5	23	10	1	1	–	–	–	–
1921	7	13	14	1	3	2	6	9	12	–	1	–	–	–	–	–	–	–
1922	2	1	–	–	–	–	–	1	–	2	–	–	–	–	–	–	–	–
1931	1	18	13	–	–	–	–	–	–	1	17	13	–	1	–	–	–	–
1932	–	2	1	–	–	–	–	–	–	–	2	1	–	–	–	–	–	–
2011	4	–	1	–	–	–	4	–	1	–	–	–	–	–	–	–	–	–
2013	46	37	21	–	2	1	25	27	16	19	6	4	2	2	–	–	–	–
2014	–	1	–	–	–	–	–	1	–	–	–	–	–	–	–	–	–	–
2019	4	5	6	–	–	–	3	3	6	1	2	–	–	–	–	–	–	–
2021	–	15	10	–	–	–	–	–	–	–	15	10	–	–	–	–	–	–
2022	1	18	9	–	–	–	–	–	–	1	18	8	–	–	1	–	–	–
2029	2	4	6	–	1	–	–	–	–	2	3	6	–	–	–	–	–	–
2031	8	7	4	–	–	1	3	1	–	3	6	3	2	–	–	–	–	–
2040	1	4	6	–	–	–	1	–	4	–	4	2	–	–	–	–	–	–
2051	1	3	–	–	–	–	–	–	–	1	2	–	–	1	–	–	–	–
2052	1	1	–	–	–	–	–	1	–	1	–	–	–	–	–	–	–	–
2061	17	17	15	–	–	2	10	11	11	7	6	–	–	–	2	–	–	–
2062	6	3	4	–	–	1	2	1	2	4	1	1	–	1	–	–	–	–
2063	23	9	7	–	–	–	16	4	6	7	4	1	–	1	–	–	–	–
2071	69	76	57	2	3	2	46	68	51	20	4	3	1	1	1	–	–	–
2072	2	4	2	–	–	1	1	4	1	1	–	–	–	–	–	–	–	–
2073	2	1	–	–	–	–	1	–	–	1	1	–	–	–	–	–	–	–
2091	15	20	17	–	2	1	8	10	11	7	8	3	–	–	2	–	–	–
2092	18	6	10	–	–	–	8	5	7	10	1	2	–	–	–	–	–	1
2093	7	4	3	1	–	–	1	2	2	5	2	–	–	–	1	–	–	–
2094	–	–	2	–	–	–	–	–	2	–	–	–	–	–	–	–	–	–
2099	44	54	45	2	4	3	23	42	39	16	7	2	3	1	1	–	–	–
2110	3	4	4	–	–	–	3	3	2	–	1	2	–	–	–	–	–	–
2121	9	24	29	2	1	1	4	11	17	3	11	8	–	1	3	–	–	–
2122	–	–	1	–	–	–	–	–	1	–	–	–	–	–	–	–	–	–

Capítulo 51 - Santa Catarina

51.1 - Quantidade de acidentes do trabalho liquidados, por consequência, segundo a Classificação Nacional de Atividades Econômicas (CNAE), no estado de Santa Catarina - 2013/2015

(continuação)

CNAE	QUANTIDADE DE ACIDENTES DO TRABALHO LIQUIDADOS																	
	Total			Consequência														
				Assistência Médica			Menos de 15 dias			Mais de 15 dias			Incapacidade Permanente			Óbito		
	2013	2014	2015	2013	2014	2015	2013	2014	2015	2013	2014	2015	2013	2014	2015	2013	2014	2015
2123	1	1	1	–	–	–	–	1	1	1	–	–	–	–	–	–	–	–
2211	2	3	1	1	–	–	1	–	–	–	2	1	–	1	–	–	–	–
2212	25	17	20	–	–	3	7	6	12	17	8	3	1	3	2	–	–	–
2219	50	84	53	1	1	–	22	36	21	24	40	30	3	7	1	–	–	1
2221	40	36	25	–	–	–	25	25	15	15	10	8	–	1	1	–	–	1
2222	559	459	416	20	23	30	274	309	326	244	112	57	20	15	3	1	–	–
2223	172	139	126	63	50	47	71	64	73	37	21	4	–	3	2	1	1	–
2229	503	415	297	31	20	14	249	271	215	213	107	49	9	15	15	1	2	4
2311	60	59	29	3	5	3	37	34	22	20	20	4	–	–	–	–	–	–
2319	59	39	48	1	2	–	21	19	44	35	16	4	2	2	–	–	–	–
2320	24	13	17	5	8	4	13	4	10	6	1	3	–	–	–	–	–	–
2330	410	235	212	8	10	17	127	121	135	249	86	43	24	18	14	2	–	3
2341	24	18	11	–	4	–	3	7	8	17	3	1	2	4	2	2	–	–
2342	851	750	615	268	322	267	264	283	273	300	128	63	15	14	11	4	3	1
2349	36	16	23	–	–	–	4	9	20	31	6	1	1	1	2	–	–	–
2391	70	44	41	1	–	1	20	24	35	47	17	4	2	2	1	–	1	–
2399	26	15	8	3	2	–	12	8	6	10	5	1	1	–	1	–	–	–
2412	–	–	1	–	–	–	–	–	–	–	–	1	–	–	–	–	–	–
2421	1	–	2	–	–	–	–	–	2	1	–	–	–	–	–	–	–	–
2422	2	7	7	2	3	3	–	2	3	–	2	1	–	–	–	–	–	–
2423	16	15	8	2	1	1	11	12	7	2	1	–	1	1	–	–	–	–
2424	10	9	10	1	–	–	1	2	6	8	6	4	–	1	–	–	–	–
2431	56	54	66	2	4	10	28	36	53	24	13	3	2	1	–	–	–	–
2439	1	3	–	–	–	–	1	2	–	–	1	–	–	–	–	–	–	–
2441	12	8	5	3	2	–	4	2	5	5	4	–	–	–	–	–	–	–
2442	–	–	1	–	–	–	–	–	–	–	–	1	–	–	–	–	–	–
2443	–	–	1	–	–	–	–	–	–	–	–	1	–	–	–	–	–	–
2449	39	47	20	4	1	–	17	36	13	17	8	6	1	1	1	–	1	–
2451	2.500	2.141	1.603	1.593	1.473	1.166	581	509	364	310	150	53	15	7	16	1	2	4
2452	33	19	22	1	–	1	6	12	16	26	7	5	–	–	–	–	–	–
2511	233	155	116	40	20	13	70	64	70	112	64	27	11	6	6	–	1	–
2512	162	109	97	1	4	–	54	53	62	100	46	29	5	5	4	2	1	2
2513	14	7	7	2	–	–	3	5	5	9	2	1	–	–	1	–	–	–
2521	24	13	18	–	–	–	9	5	11	14	8	5	1	–	–	–	–	2
2522	16	41	32	–	–	1	7	11	12	9	29	19	–	1	–	–	–	–
2531	2	–	–	–	–	–	–	–	–	2	–	–	–	–	–	–	–	–
2532	66	82	88	2	10	10	19	54	71	42	18	5	2	–	1	1	–	1
2539	122	132	84	9	32	3	33	60	58	76	34	21	4	6	2	–	–	–
2541	7	4	2	–	2	–	4	1	2	1	1	–	2	–	–	–	–	–
2542	27	15	19	–	1	1	4	9	12	23	4	4	–	1	2	–	–	–
2543	83	54	58	6	16	9	36	25	38	39	13	8	2	–	3	–	–	–
2550	1	–	–	–	–	–	–	–	–	1	–	–	–	–	–	–	–	–
2591	8	22	14	1	2	1	5	18	10	2	2	1	–	–	2	–	–	–
2592	82	85	48	5	6	5	36	55	34	39	19	6	2	2	1	–	3	2
2593	36	48	40	–	–	1	9	34	31	27	11	7	–	2	1	–	1	–
2599	251	164	137	9	7	6	106	91	115	133	56	11	3	10	5	–	–	–
2610	5	5	4	–	–	–	3	2	4	2	3	–	–	–	–	–	–	–
2621	–	3	–	–	–	–	–	2	–	–	1	–	–	–	–	–	–	–
2622	2	5	7	–	1	–	1	4	7	1	–	–	–	–	–	–	–	–
2631	–	–	1	–	–	–	–	–	–	–	–	1	–	–	–	–	–	–
2632	23	22	32	5	4	10	11	17	21	5	–	1	2	1	–	–	–	–
2640	21	7	20	4	–	3	11	6	17	6	1	–	–	–	–	–	–	–
2651	78	81	52	4	2	2	61	64	45	13	14	5	–	–	–	–	1	–
2652	1	–	1	–	–	–	–	–	1	1	–	–	–	–	–	–	–	–
2660	3	5	2	–	1	–	1	3	2	2	1	–	–	–	–	–	–	–
2710	393	315	209	8	16	12	264	234	176	115	60	19	4	4	2	2	1	–
2721	–	1	2	–	–	–	–	–	–	–	1	2	–	–	–	–	–	–
2722	40	33	23	2	–	–	11	19	15	25	10	7	2	2	1	–	2	–
2731	47	37	23	6	9	11	16	18	11	21	9	–	3	1	1	1	–	–
2732	18	20	16	–	–	–	13	18	16	5	2	–	–	–	–	–	–	–
2733	15	24	28	–	3	1	6	13	23	9	7	3	–	1	1	–	–	–
2740	31	14	12	–	1	–	5	8	8	26	4	4	–	1	–	–	–	–
2751	256	235	142	71	73	38	99	103	82	81	54	21	5	4	1	–	1	–
2759	68	47	42	1	8	15	37	34	21	30	5	3	–	–	3	–	–	–
2790	54	70	41	1	5	5	31	50	31	21	14	4	1	1	1	–	–	–
2811	11	19	10	–	–	1	4	7	1	6	12	8	–	–	–	1	–	–
2812	27	23	23	12	5	9	5	9	10	10	8	4	–	1	–	–	–	–
2813	39	29	21	2	1	1	26	24	17	11	3	2	–	1	1	–	–	–
2814	131	174	126	57	81	47	45	69	66	28	21	7	1	3	6	–	–	–
2815	14	17	11	–	1	–	7	11	7	7	5	4	–	–	–	–	–	–
2821	7	7	6	–	–	–	2	–	1	4	6	5	1	1	–	–	–	–
2822	37	17	19	1	–	2	7	5	15	28	9	2	1	2	–	–	1	–
2823	35	26	28	1	3	9	5	8	12	29	15	6	–	–	1	–	–	–
2824	1	–	–	–	–	–	1	–	–	–	–	–	–	–	–	–	–	–
2825	17	9	5	1	–	1	6	6	4	10	3	–	–	–	–	–	–	–
2829	170	141	93	6	27	11	97	77	60	64	33	19	3	4	3	–	–	–
2831	3	7	3	–	–	–	2	4	2	1	2	–	–	–	1	–	1	–

Capítulo 51 - Santa Catarina

51.1 - Quantidade de acidentes do trabalho liquidados, por consequência, segundo a Classificação Nacional de Atividades Econômicas (CNAE), no estado de Santa Catarina - 2013/2015

(continuação)

CNAE	QUANTIDADE DE ACIDENTES DO TRABALHO LIQUIDADOS																	
	Total			Consequência														
				Assistência Médica			Menos de 15 dias			Mais de 15 dias			Incapacidade Permanente			Óbito		
	2013	2014	2015	2013	2014	2015	2013	2014	2015	2013	2014	2015	2013	2014	2015	2013	2014	2015
2832	–	1	–	–	–	–	–	–	–	–	1	–	–	–	–	–	–	–
2833	237	208	179	2	1	2	115	130	137	113	72	30	7	4	9	–	1	1
2840	35	29	24	–	–	–	17	18	21	18	11	3	–	–	–	–	–	–
2851	16	213	24	11	49	10	5	160	13	–	4	1	–	–	–	–	–	–
2852	1	–	–	–	–	–	–	–	–	1	–	–	–	–	–	–	–	–
2853	8	6	5	–	–	–	1	–	2	7	6	3	–	–	–	–	–	–
2854	4	9	7	–	1	2	2	1	5	2	6	–	–	1	–	–	–	–
2861	50	31	18	2	–	2	27	21	13	19	9	3	1	1	–	1	–	–
2862	91	57	40	3	5	5	51	33	28	34	17	7	2	2	–	1	–	–
2863	19	14	15	–	–	–	8	9	13	11	4	2	–	1	–	–	–	–
2864	10	4	1	1	–	–	1	3	–	8	1	1	–	–	–	–	–	–
2865	15	11	16	–	–	1	4	7	15	11	4	–	–	–	–	–	–	–
2866	3	6	1	–	–	–	1	3	–	2	2	1	–	1	–	–	–	–
2869	197	161	133	11	2	2	81	105	101	99	44	23	6	8	7	–	2	–
2910	8	19	26	5	11	14	3	6	11	–	–	1	–	–	–	–	2	–
2920	–	3	12	–	–	–	–	–	–	–	3	12	–	–	–	–	–	–
2930	195	127	104	1	1	6	72	62	81	115	56	15	7	8	2	–	–	–
2941	216	173	119	7	9	5	132	139	105	74	23	9	2	2	–	1	–	–
2942	1	1	–	–	–	–	–	–	–	1	1	–	–	–	–	–	–	–
2943	–	18	6	–	–	–	–	8	1	–	10	5	–	–	–	–	–	–
2944	15	4	2	–	–	–	4	3	2	11	1	–	–	–	–	–	–	–
2945	50	15	24	1	1	1	11	3	16	38	11	5	–	–	2	–	–	–
2949	90	40	61	2	3	7	35	24	38	47	11	15	6	2	1	–	–	–
2950	17	7	2	–	–	–	3	3	–	13	4	2	1	–	–	–	–	–
3011	200	93	137	49	16	14	82	58	104	65	16	18	1	2	–	3	1	1
3012	69	30	33	–	1	3	42	24	26	25	4	2	2	1	2	–	–	–
3091	1	1	–	–	–	–	–	–	–	1	1	–	–	–	–	–	–	–
3092	27	18	3	1	–	–	11	17	2	12	1	1	3	–	–	–	–	–
3099	18	9	7	–	1	–	3	2	4	15	4	3	–	2	–	–	–	–
3101	813	455	359	14	8	9	286	258	268	478	136	59	33	53	22	2	–	1
3102	37	34	28	2	–	–	20	25	26	14	9	2	1	–	–	–	–	–
3103	3	4	4	–	–	–	–	1	2	3	3	–	–	–	2	–	–	–
3104	66	56	22	1	1	–	45	48	17	17	5	5	2	1	–	1	1	–
3211	2	–	–	–	–	–	–	–	–	2	–	–	–	–	–	–	–	–
3212	–	10	7	–	–	–	–	1	1	–	9	6	–	–	–	–	–	–
3230	14	37	28	–	1	–	8	7	4	5	29	24	1	–	–	–	–	–
3240	7	7	5	–	–	1	–	3	4	7	4	–	–	–	–	–	–	–
3250	93	41	26	5	4	–	20	26	21	64	8	2	3	3	2	1	–	1
3291	9	15	16	–	–	–	6	7	8	3	7	8	–	1	–	–	–	–
3292	10	9	8	–	–	–	5	6	6	5	3	1	–	–	1	–	–	–
3299	38	26	17	4	1	–	8	15	13	25	6	2	1	3	–	–	1	2
3311	5	7	3	–	1	–	1	4	–	4	2	2	–	–	1	–	–	–
3312	8	3	7	–	1	5	–	1	2	8	1	–	–	–	–	–	–	–
3313	1	4	7	–	–	–	–	1	4	1	3	3	–	–	–	–	–	–
3314	125	88	57	34	29	13	28	36	37	59	22	7	3	–	–	1	1	–
3315	2	–	2	1	–	–	1	–	1	–	–	1	–	–	–	–	–	–
3317	37	83	33	6	51	3	17	24	29	12	8	1	1	–	–	1	–	–
3319	7	8	12	–	–	1	2	5	8	5	2	3	–	1	–	–	–	–
3321	33	12	15	3	–	1	12	8	10	18	4	4	–	–	–	–	–	–
3329	8	5	5	–	1	1	1	–	3	7	2	1	–	2	–	–	–	–
3511	34	131	111	10	11	23	9	30	17	14	89	69	1	1	2	–	–	–
3512	17	31	13	1	4	2	10	16	7	6	11	3	–	–	1	–	–	–
3514	129	101	97	21	21	22	74	65	66	32	12	6	2	3	3	–	–	–
3520	1	–	–	–	–	–	1	–	–	–	–	–	–	–	–	–	–	–
3600	153	110	141	10	8	11	96	77	115	47	21	14	–	4	1	–	–	–
3701	20	8	10	8	–	–	4	6	9	8	2	1	–	–	–	–	–	–
3702	7	6	5	–	1	–	2	3	5	4	2	–	1	–	–	–	–	–
3811	799	735	722	21	36	33	606	610	654	166	73	25	5	14	9	1	2	1
3812	9	5	5	1	1	–	5	2	3	3	2	1	–	–	1	–	–	–
3821	5	6	14	–	1	3	3	4	6	2	1	2	–	–	2	–	–	1
3822	–	8	–	–	1	–	–	6	–	–	1	–	–	–	–	–	–	–
3831	5	5	4	–	–	–	–	1	2	5	3	1	–	1	1	–	–	–
3832	38	32	29	1	–	–	8	13	17	26	18	8	3	1	4	–	–	–
3839	58	54	24	11	19	6	9	17	13	29	15	4	9	3	1	–	–	–
3900	1	–	2	–	–	1	–	–	–	1	–	1	–	–	–	–	–	–
4110	307	207	209	7	3	4	103	107	151	184	79	42	11	14	7	2	4	5
4120	1.390	866	740	51	38	32	384	391	495	849	337	135	97	93	72	9	7	6
4211	301	178	163	15	8	17	172	130	125	95	30	16	16	8	5	3	2	–
4212	18	27	23	8	13	5	1	9	16	9	4	–	–	1	1	–	–	1
4213	81	13	13	2	–	–	22	10	5	55	2	1	2	1	6	–	–	1
4221	150	231	212	3	10	3	72	102	118	71	116	88	3	3	3	1	–	–
4222	17	26	27	1	2	–	9	19	26	6	4	1	1	1	–	–	–	–
4223	–	51	28	–	3	–	–	–	1	–	48	26	–	–	1	–	–	–
4291	7	3	2	–	2	–	4	–	–	3	1	1	–	–	1	–	–	–
4292	43	27	17	4	–	–	17	10	10	21	13	4	1	4	3	–	–	–
4299	43	24	17	4	1	–	12	11	12	24	7	3	1	5	2	2	–	–
4311	2	3	1	–	–	1	–	2	–	2	1	–	–	–	–	–	–	–

Capítulo 51 - Santa Catarina

51.1 - Quantidade de acidentes do trabalho liquidados, por consequência, segundo a Classificação Nacional de Atividades Econômicas (CNAE), no estado de Santa Catarina - 2013/2015

(continuação)

CNAE	QUANTIDADE DE ACIDENTES DO TRABALHO LIQUIDADOS																	
	Total			Consequência														
				Assistência Médica			Menos de 15 dias			Mais de 15 dias			Incapacidade Permanente			Óbito		
	2013	2014	2015	2013	2014	2015	2013	2014	2015	2013	2014	2015	2013	2014	2015	2013	2014	2015
4312	8	3	5	3	–	–	2	2	4	3	1	1	–	–	–	–	–	–
4313	79	61	58	2	1	2	20	31	32	53	21	13	4	8	4	–	–	7
4319	1	1	–	–	–	–	–	1	–	1	–	–	–	–	–	–	–	–
4321	150	103	67	2	7	4	48	53	43	95	30	14	5	11	4	–	2	2
4322	35	19	17	2	–	–	6	12	14	23	7	3	4	–	–	–	–	–
4329	31	27	21	4	7	3	17	9	16	10	10	2	–	–	–	–	1	–
4330	144	80	61	3	3	1	26	26	37	105	41	13	10	10	7	–	–	3
4391	61	38	27	9	3	1	27	21	21	23	11	2	2	3	3	–	–	–
4399	204	139	117	10	5	4	68	67	78	113	52	24	11	15	10	2	–	1
4511	167	130	120	12	4	4	66	80	87	84	33	25	5	10	3	–	3	1
4512	1	114	70	–	–	–	–	2	2	1	111	68	–	1	–	–	–	–
4520	209	103	98	6	3	3	42	34	65	146	55	28	14	10	1	1	1	1
4530	366	216	201	5	8	5	102	94	126	245	95	55	12	16	14	2	3	1
4541	37	34	30	2	2	–	10	4	14	24	22	14	1	6	2	–	–	–
4542	–	1	–	–	–	–	–	–	–	–	1	–	–	–	–	–	–	–
4543	5	2	2	–	–	–	1	–	1	4	2	1	–	–	–	–	–	–
4611	14	13	5	–	1	–	3	6	3	8	6	2	3	–	–	–	–	–
4612	–	1	–	–	–	–	–	–	–	–	1	–	–	–	–	–	–	–
4614	1	1	2	–	–	–	–	1	1	1	–	1	–	–	–	–	–	–
4615	1	–	–	–	–	–	–	–	–	1	–	–	–	–	–	–	–	–
4616	4	–	2	–	–	–	–	–	2	4	–	–	–	–	–	–	–	–
4617	2	3	–	–	2	–	1	1	–	1	–	–	–	–	–	–	–	–
4618	2	2	4	1	1	1	–	–	3	1	–	–	–	1	–	–	–	–
4619	7	1	2	–	–	1	–	–	–	5	1	1	2	–	–	–	–	–
4622	5	3	5	–	1	1	2	2	4	1	–	–	2	–	–	–	–	–
4623	57	48	51	1	2	3	21	23	36	34	21	7	1	2	2	–	–	3
4631	5	2	8	–	–	1	1	2	3	4	–	3	–	–	1	–	–	–
4632	33	16	14	–	–	1	14	10	6	19	6	7	–	–	–	–	–	–
4633	45	27	30	1	–	1	7	12	24	32	11	3	4	4	2	1	–	–
4634	46	29	35	1	–	1	20	20	27	23	7	3	1	1	3	1	1	1
4635	200	145	135	16	18	14	105	91	98	74	31	19	5	4	4	–	1	–
4636	16	1	–	3	1	–	11	–	–	1	–	–	–	–	–	1	–	–
4637	42	34	27	3	2	3	18	22	18	18	8	4	3	1	2	–	1	–
4639	80	47	32	3	1	2	16	18	23	57	23	6	2	5	1	2	–	–
4641	13	21	7	1	–	–	4	16	7	7	5	–	1	–	–	–	–	–
4642	18	23	16	1	2	–	4	12	8	13	9	8	–	–	–	–	–	–
4643	2	2	2	–	–	–	1	–	2	1	2	–	–	–	–	–	–	–
4644	34	26	23	3	1	1	11	21	18	18	4	4	2	–	–	–	–	–
4645	12	11	10	–	–	1	4	7	7	7	4	1	1	–	1	–	–	–
4646	10	4	8	1	–	2	4	2	3	5	2	2	–	–	–	–	–	1
4647	3	5	4	–	–	–	1	5	4	2	–	–	–	–	–	–	–	–
4649	61	43	36	2	2	2	28	28	31	29	12	2	2	1	1	–	–	–
4651	1	5	3	–	–	–	1	–	1	–	5	2	–	–	–	–	–	–
4652	2	2	1	–	–	–	1	1	1	1	1	–	–	–	–	–	–	–
4661	19	9	13	–	1	2	5	4	9	14	2	2	–	1	–	–	1	–
4662	6	6	3	1	–	–	2	4	3	2	2	–	1	–	–	–	–	–
4663	35	17	20	–	2	–	11	12	14	23	3	5	1	–	1	–	–	–
4664	3	7	9	–	3	2	2	3	7	1	1	–	–	–	–	–	–	–
4665	1	1	2	–	–	–	–	–	2	1	1	–	–	–	–	–	–	–
4669	16	8	14	1	–	2	5	6	6	8	2	6	2	–	–	–	–	–
4671	47	28	38	–	1	3	11	14	23	32	9	6	3	4	6	1	–	–
4672	27	29	25	–	–	4	10	15	17	17	12	3	–	1	1	–	1	–
4673	13	8	6	–	–	–	5	6	5	8	1	1	–	1	–	–	–	–
4674	–	4	3	–	4	1	–	–	2	–	–	–	–	–	–	–	–	–
4679	62	35	38	9	5	1	25	15	29	26	13	5	2	1	3	–	1	–
4681	9	9	2	–	1	–	1	4	1	8	3	–	–	1	1	–	–	–
4682	11	8	10	3	4	5	2	3	4	6	–	1	–	1	–	–	–	–
4683	32	38	29	2	3	3	20	23	23	10	11	3	–	1	–	–	–	–
4684	40	34	24	1	–	–	25	29	20	12	5	4	2	–	–	–	–	–
4685	11	15	22	1	5	–	3	3	17	7	3	5	–	4	–	–	–	–
4686	22	14	14	–	1	1	2	5	8	19	8	5	1	–	–	–	–	–
4687	79	37	38	1	–	2	21	24	21	50	7	10	7	3	4	–	3	1
4689	49	50	26	16	18	11	14	11	13	17	17	1	2	4	1	–	–	–
4691	15	15	21	–	–	3	7	11	15	7	4	2	1	–	–	–	–	1
4692	3	4	5	–	–	–	–	2	3	3	2	2	–	–	–	–	–	–
4693	56	64	51	–	3	3	30	46	44	25	13	3	–	2	–	1	–	1
4711	1.323	882	1.010	41	60	70	610	592	819	649	209	108	20	20	12	3	1	1
4712	129	49	40	–	1	–	22	19	23	91	20	12	16	8	5	–	1	–
4713	73	45	34	2	1	1	37	28	22	32	16	9	1	–	2	1	–	–
4721	99	43	48	–	–	–	17	18	27	79	14	13	3	10	8	–	1	–
4722	19	4	9	1	–	–	2	4	4	16	–	2	–	–	3	–	–	–
4723	23	8	8	–	–	–	5	2	7	16	4	–	2	2	1	–	–	–
4724	17	5	13	–	–	1	2	3	6	13	2	5	2	–	1	–	–	–
4729	39	33	32	3	–	1	9	11	21	26	20	9	1	2	1	–	–	–
4731	222	118	123	6	1	3	52	61	89	154	48	26	9	6	4	1	2	1
4732	2	–	–	–	–	–	2	–	–	–	–	–	–	–	–	–	–	–
4741	36	15	17	–	2	–	6	5	15	29	5	2	1	3	–	–	–	–

Capítulo 51 - Santa Catarina

51.1 - Quantidade de acidentes do trabalho liquidados, por consequência, segundo a Classificação Nacional de Atividades Econômicas (CNAE), no estado de Santa Catarina - 2013/2015

(continuação)

CNAE	QUANTIDADE DE ACIDENTES DO TRABALHO LIQUIDADOS																	
	Total			Consequência														
				Assistência Médica			Menos de 15 dias			Mais de 15 dias			Incapacidade Permanente			Óbito		
	2013	2014	2015	2013	2014	2015	2013	2014	2015	2013	2014	2015	2013	2014	2015	2013	2014	2015
4742	42	24	24	1	1	1	15	12	17	25	10	5	1	–	1	–	1	–
4743	43	41	28	–	2	1	10	15	20	28	19	7	5	5	–	–	–	–
4744	488	290	262	10	10	9	104	129	185	345	120	49	27	27	17	2	4	2
4751	35	28	14	3	1	–	8	12	7	23	13	6	1	1	1	–	1	–
4752	10	13	16	1	–	–	1	7	10	8	6	5	–	–	1	–	–	–
4753	82	71	47	2	–	2	28	36	30	50	34	14	2	1	1	–	–	–
4754	134	63	69	2	2	1	35	30	42	89	28	20	8	3	6	–	–	–
4755	20	14	8	–	–	–	6	8	5	14	6	3	–	–	–	–	–	–
4756	–	–	1	–	–	–	–	–	–	–	–	–	–	–	1	–	–	–
4757	27	15	16	1	2	–	12	6	12	11	6	4	3	1	–	–	–	–
4759	31	24	17	1	–	1	8	17	10	20	5	3	2	2	3	–	–	–
4761	20	9	19	–	–	–	2	3	12	18	4	6	–	2	1	–	–	–
4762	2	–	–	–	–	–	1	–	–	1	–	–	–	–	–	–	–	–
4763	22	16	18	1	–	–	5	8	15	16	7	1	–	1	2	–	–	–
4771	84	44	45	8	8	7	20	19	31	54	15	5	2	2	2	–	–	–
4772	8	3	3	–	–	1	2	2	2	6	1	–	–	–	–	–	–	–
4773	3	7	5	–	1	3	2	5	2	1	–	–	–	1	–	–	–	–
4774	10	5	4	–	–	–	4	1	4	6	4	–	–	–	–	–	–	–
4781	184	73	87	4	6	1	23	29	58	143	31	25	13	7	3	1	–	–
4782	38	14	30	3	–	–	9	7	22	25	5	7	1	2	–	–	–	1
4783	9	6	6	–	–	–	1	4	5	6	2	1	2	–	–	–	–	–
4784	46	20	27	1	2	–	7	7	20	35	8	4	3	2	3	–	1	–
4785	1	1	1	–	–	–	–	–	–	1	1	1	–	–	–	–	–	–
4789	224	135	110	2	6	8	58	65	77	152	53	19	12	10	6	–	1	–
4911	31	25	22	10	14	12	11	9	10	10	2	–	–	–	–	–	–	–
4921	189	96	82	3	2	4	54	51	61	116	26	9	15	17	6	1	–	2
4922	53	39	20	1	–	1	8	12	11	40	21	1	4	5	5	–	1	2
4923	1	–	1	–	–	1	–	–	–	1	–	–	–	–	–	–	–	–
4924	5	1	3	–	–	–	1	–	1	4	1	2	–	–	–	–	–	–
4929	20	4	5	1	–	–	1	1	2	17	1	1	1	2	1	–	–	1
4930	1.315	762	697	37	48	49	335	334	459	864	304	120	58	58	45	21	18	24
4940	8	3	9	7	3	5	–	–	4	1	–	–	–	–	–	–	–	–
4950	1	–	–	–	–	–	1	–	–	–	–	–	–	–	–	–	–	–
5011	2	–	1	1	–	–	–	–	–	1	–	–	–	–	1	–	–	–
5012	5	–	3	2	–	–	2	–	3	–	–	–	1	–	–	–	–	–
5021	4	3	3	1	2	1	1	1	2	2	–	–	–	–	–	–	–	–
5022	–	1	2	–	–	–	–	–	2	–	1	–	–	–	–	–	–	–
5030	23	17	13	1	2	–	14	4	7	7	7	5	1	4	1	–	–	–
5091	2	3	1	–	–	–	2	1	1	–	2	–	–	–	–	–	–	–
5099	1	1	–	–	–	–	–	–	–	1	1	–	–	–	–	–	–	–
5111	17	74	39	2	–	1	11	17	14	4	55	24	–	2	–	–	–	–
5112	1	6	3	1	–	–	–	–	–	–	6	3	–	–	–	–	–	–
5120	–	–	1	–	–	–	–	–	–	–	–	1	–	–	–	–	–	–
5211	140	169	161	16	23	15	79	112	124	44	31	20	1	3	–	–	–	2
5212	136	125	66	2	6	1	30	41	20	92	68	39	12	10	6	–	–	–
5221	19	30	29	–	1	1	13	24	23	5	5	4	–	–	–	1	–	1
5222	3	1	–	–	–	–	–	–	–	3	1	–	–	–	–	–	–	–
5223	28	19	21	–	2	4	8	12	13	19	4	2	1	1	2	–	–	–
5229	15	23	20	1	–	–	3	11	12	7	9	8	4	2	–	–	1	–
5231	151	141	106	19	15	10	113	114	87	19	11	8	–	–	–	–	1	1
5232	4	12	9	–	–	–	3	1	1	1	11	6	–	–	2	–	–	–
5239	5	4	1	–	2	–	3	1	1	1	1	–	1	–	–	–	–	–
5240	15	17	20	–	–	3	9	13	14	6	4	3	–	–	–	–	–	–
5250	55	42	24	8	14	9	26	22	13	19	4	1	2	1	1	–	1	–
5310	497	424	493	113	132	178	281	270	295	97	19	16	4	3	4	2	–	–
5320	65	48	40	–	5	2	10	14	26	52	27	11	3	2	1	–	–	–
5510	203	129	126	5	8	9	62	76	83	129	35	23	6	10	10	1	–	1
5590	9	3	3	–	–	–	2	1	2	7	1	1	–	1	–	–	–	–
5611	619	360	322	6	14	9	146	163	225	437	154	62	30	28	25	–	1	1
5612	7	4	4	–	1	–	1	1	1	6	2	2	–	–	1	–	–	–
5620	386	203	144	24	15	7	123	131	111	231	44	16	8	12	10	–	1	–
5811	3	–	1	1	–	–	–	–	–	2	–	1	–	–	–	–	–	–
5812	9	6	5	–	–	–	5	3	4	4	2	1	–	1	–	–	–	–
5813	–	1	–	–	–	–	–	1	–	–	–	–	–	–	–	–	–	–
5819	1	1	–	–	–	–	–	1	–	1	–	–	–	–	–	–	–	–
5821	1	–	–	–	–	–	–	–	–	–	–	–	1	–	–	–	–	–
5822	21	7	7	–	–	1	11	5	5	8	2	1	2	–	–	–	–	–
5823	4	1	–	–	–	–	1	1	–	3	–	–	–	–	–	–	–	–
5829	11	4	3	–	–	–	1	3	2	10	–	1	–	1	–	–	–	–
5911	1	2	–	–	–	–	–	1	–	1	1	–	–	–	–	–	–	–
5914	3	1	–	–	–	–	2	1	–	1	–	–	–	–	–	–	–	–
6010	3	13	9	1	3	–	1	5	6	–	5	3	1	–	–	–	–	–
6021	9	15	19	–	1	–	4	6	11	5	7	7	–	1	1	–	–	–
6110	31	28	44	5	2	–	9	22	40	15	4	3	2	–	1	–	–	–
6120	10	6	29	1	–	–	4	5	26	4	1	3	1	–	–	–	–	–
6141	14	22	5	–	–	1	11	13	3	3	8	1	–	1	–	–	–	–
6142	–	–	1	–	–	–	–	–	1	–	–	–	–	–	–	–	–	–

Capítulo 51 - Santa Catarina

51.1 - Quantidade de acidentes do trabalho liquidados, por consequência, segundo a Classificação Nacional de Atividades Econômicas (CNAE), no estado de Santa Catarina - 2013/2015

(continuação)

CNAE	QUANTIDADE DE ACIDENTES DO TRABALHO LIQUIDADOS																	
	Total			Consequência														
				Assistência Médica			Menos de 15 dias			Mais de 15 dias			Incapacidade Permanente			Óbito		
	2013	2014	2015	2013	2014	2015	2013	2014	2015	2013	2014	2015	2013	2014	2015	2013	2014	2015
6190	6	18	29	–	2	6	3	13	19	3	3	3	–	–	–	–	–	1
6201	26	181	146	–	1	–	9	19	21	16	159	124	1	–	1	–	2	–
6202	8	14	14	–	1	1	5	11	12	3	2	1	–	–	–	–	–	–
6203	15	19	21	1	2	6	9	14	15	5	3	–	–	–	–	–	–	–
6204	2	6	7	–	3	–	–	3	7	2	–	–	–	–	–	–	–	–
6209	10	8	4	–	1	–	3	7	3	7	–	–	–	–	1	–	–	–
6311	16	29	14	–	3	1	6	13	6	9	10	5	1	3	2	–	–	–
6319	1	1	–	–	–	–	–	–	–	1	1	–	–	–	–	–	–	–
6399	–	1	–	–	–	–	–	–	–	–	1	–	–	–	–	–	–	–
6421	33	27	17	11	18	10	7	6	6	15	2	1	–	1	–	–	–	–
6422	163	99	70	9	31	5	49	50	56	99	15	6	6	3	2	–	–	1
6423	36	15	14	1	3	1	10	10	12	24	1	1	1	1	–	–	–	–
6424	17	10	13	1	1	–	6	5	11	8	4	1	2	–	–	–	–	1
6434	–	1	–	–	–	–	–	–	–	–	1	–	–	–	–	–	–	–
6436	7	1	–	1	–	–	4	–	–	2	1	–	–	–	–	–	–	–
6462	4	8	4	1	–	–	2	7	2	1	1	2	–	–	–	–	–	–
6463	3	1	1	–	–	–	3	–	–	–	1	1	–	–	–	–	–	–
6470	–	–	2	–	–	1	–	–	1	–	–	–	–	–	–	–	–	–
6491	–	1	–	–	1	–	–	–	–	–	–	–	–	–	–	–	–	–
6493	3	1	2	–	–	–	1	–	1	2	–	1	–	1	–	–	–	–
6499	3	3	2	–	1	–	2	2	1	1	–	1	–	–	–	–	–	–
6511	1	1	2	–	–	–	–	–	1	1	1	1	–	–	–	–	–	–
6512	2	2	3	–	–	–	–	1	2	2	1	1	–	–	–	–	–	–
6520	–	2	–	–	–	–	–	1	–	–	–	–	–	–	–	–	1	–
6541	1	1	3	–	–	–	–	–	1	–	1	2	1	–	–	–	–	–
6550	35	44	47	6	15	20	24	24	23	4	4	4	1	1	–	–	–	–
6612	2	1	1	–	–	–	2	1	–	–	–	1	–	–	–	–	–	–
6613	–	11	6	–	–	–	–	–	1	–	11	5	–	–	–	–	–	–
6619	1	2	1	–	–	–	–	1	–	1	1	1	–	–	–	–	–	–
6621	–	1	4	–	–	–	–	–	1	–	1	3	–	–	–	–	–	–
6622	4	1	2	–	–	–	1	–	1	3	1	1	–	–	–	–	–	–
6629	2	2	–	–	1	–	–	–	–	2	1	–	–	–	–	–	–	–
6630	–	14	11	–	–	–	–	–	–	–	14	11	–	–	–	–	–	–
6810	44	27	27	2	2	4	14	13	13	22	10	5	6	2	5	–	–	–
6821	12	11	9	–	1	1	4	5	6	6	5	2	2	–	–	–	–	–
6822	11	25	16	–	–	1	6	17	9	4	6	4	1	2	1	–	–	1
6911	1	6	11	–	–	–	–	5	7	1	1	3	–	–	1	–	–	–
6912	7	4	6	–	–	1	3	2	5	4	2	–	–	–	–	–	–	–
6920	75	70	55	2	3	6	32	41	43	38	26	6	3	–	–	–	–	–
7010	1	2	–	–	–	–	1	1	–	–	1	–	–	–	–	–	–	–
7020	22	23	23	1	5	6	12	16	15	9	1	1	–	–	–	–	1	1
7111	3	–	1	1	–	–	1	–	1	1	–	–	–	–	–	–	–	–
7112	87	66	75	10	4	5	33	43	53	42	16	13	1	3	3	1	–	1
7119	12	4	8	–	–	–	2	1	6	10	2	–	–	1	1	–	–	1
7120	4	6	6	–	–	–	2	4	4	2	2	1	–	–	1	–	–	–
7210	32	31	21	8	6	6	12	17	12	11	7	3	1	–	–	–	1	–
7220	1	7	7	–	–	–	1	–	–	–	6	7	–	1	–	–	–	–
7311	3	23	13	–	–	–	1	1	1	2	22	12	–	–	–	–	–	–
7312	4	5	4	–	–	1	–	2	2	4	3	1	–	–	–	–	–	–
7319	14	8	12	1	1	–	5	4	9	7	1	3	1	2	–	–	–	–
7320	5	3	7	2	–	–	1	1	2	2	2	5	–	–	–	–	–	–
7410	2	3	–	–	–	–	1	3	–	–	–	–	1	–	–	–	–	–
7420	4	7	16	–	–	–	–	–	6	4	6	8	–	1	2	–	–	–
7490	31	12	19	1	1	2	11	10	16	19	1	–	–	–	1	–	–	–
7500	1	1	1	–	–	–	–	–	1	1	1	–	–	–	–	–	–	–
7711	14	12	11	–	–	1	2	7	10	12	3	–	–	2	–	–	–	–
7719	5	–	–	1	–	–	1	–	–	2	–	–	–	–	–	1	–	–
7721	1	1	1	–	–	–	–	–	1	1	1	–	–	–	–	–	–	–
7722	1	–	–	–	–	–	–	–	–	1	–	–	–	–	–	–	–	–
7723	11	9	11	–	–	–	1	6	8	9	2	1	1	1	2	–	–	–
7729	8	4	2	–	–	–	1	3	2	7	1	–	–	–	–	–	–	–
7731	2	–	2	–	–	–	–	–	–	2	–	1	–	–	1	–	–	–
7732	22	8	14	–	–	–	5	6	7	16	–	4	–	2	3	1	–	–
7733	4	3	5	–	–	–	3	1	2	1	2	3	–	–	–	–	–	–
7739	26	12	19	1	1	1	5	7	12	17	2	4	2	2	2	1	–	–
7740	3	–	–	–	–	–	1	–	–	2	–	–	–	–	–	–	–	–
7810	23	15	6	–	–	–	5	3	5	16	8	1	2	4	–	–	–	–
7820	195	118	91	9	13	8	74	71	64	103	28	13	8	6	6	1	–	–
7830	34	24	17	6	3	–	11	18	16	16	2	–	1	1	1	–	–	–
7911	10	10	6	–	–	–	1	3	3	7	6	3	2	1	–	–	–	–
7990	2	2	–	–	–	–	–	1	–	2	1	–	–	–	–	–	–	–
8011	337	253	235	9	6	18	121	137	160	192	94	46	12	13	11	3	3	–
8012	81	82	95	1	3	–	59	59	78	19	20	15	2	–	1	–	–	1
8020	36	44	41	–	7	5	20	27	28	15	10	6	1	–	2	–	–	–
8030	–	30	13	–	–	–	–	–	–	–	28	13	–	2	–	–	–	–
8111	16	8	16	–	–	–	3	6	14	13	2	1	–	–	1	–	–	–

Capítulo 51 - Santa Catarina

51.1 - Quantidade de acidentes do trabalho liquidados, por consequência, segundo a Classificação Nacional de Atividades Econômicas (CNAE), no estado de Santa Catarina - 2013/2015

(conclusão)

CNAE	QUANTIDADE DE ACIDENTES DO TRABALHO LIQUIDADOS																	
	Total			Consequência														
				Assistência Médica			Menos de 15 dias			Mais de 15 dias			Incapacidade Permanente			Óbito		
	2013	2014	2015	2013	2014	2015	2013	2014	2015	2013	2014	2015	2013	2014	2015	2013	2014	2015
8112	217	136	106	13	5	2	61	71	83	130	49	13	13	10	8	–	1	–
8121	620	339	283	47	68	58	241	193	187	299	54	22	31	24	16	2	–	–
8122	6	17	15	–	–	–	2	2	1	3	15	14	1	–	–	–	–	–
8129	34	22	30	2	3	4	12	15	23	19	4	3	–	–	–	1	–	–
8130	18	34	29	–	–	–	2	6	10	16	26	17	–	2	1	–	–	1
8211	73	46	54	1	7	7	27	19	32	36	14	11	9	5	4	–	1	–
8219	14	16	17	–	–	–	8	9	14	6	4	2	–	3	1	–	–	–
8220	50	34	33	2	1	4	28	21	29	18	11	–	2	1	–	–	–	–
8230	18	7	11	–	–	1	3	3	5	14	2	4	1	2	1	–	–	–
8291	13	42	40	–	–	1	4	5	6	9	35	32	–	2	1	–	–	–
8292	8	2	1	–	1	–	2	–	1	6	1	–	–	–	–	–	–	–
8299	98	57	76	5	4	5	28	25	49	59	20	15	5	7	4	1	1	3
8411	1.652	799	698	142	135	120	400	480	465	1.037	110	60	69	68	49	4	6	4
8412	113	5	9	–	–	–	8	2	7	105	3	–	–	–	2	–	–	–
8422	–	1	2	–	–	–	–	1	1	–	–	1	–	–	–	–	–	–
8423	14	–	5	–	–	–	2	–	3	12	–	2	–	–	–	–	–	–
8424	1	3	3	–	–	–	–	1	1	1	2	2	–	–	–	–	–	–
8430	3	2	–	1	1	–	1	1	–	1	–	–	–	–	–	–	–	–
8511	12	289	217	–	–	2	2	3	6	10	282	207	–	4	2	–	–	–
8512	16	18	12	–	1	–	5	8	8	10	7	4	1	1	–	–	1	–
8513	52	49	54	5	5	4	14	23	35	27	18	11	6	3	3	–	–	1
8520	25	23	15	1	2	1	12	14	14	11	6	–	1	1	–	–	–	–
8531	49	53	48	4	5	6	21	22	29	22	25	13	2	1	–	–	–	–
8532	40	35	29	1	2	5	21	22	11	17	10	13	–	1	–	1	–	–
8533	20	25	33	9	10	15	8	15	16	3	–	1	–	–	1	–	–	–
8541	6	4	6	–	–	–	2	4	6	4	–	–	–	–	–	–	–	–
8542	3	8	9	–	–	–	2	4	1	1	4	8	–	–	–	–	–	–
8550	1	–	3	–	–	–	–	–	3	1	–	–	–	–	–	–	–	–
8591	1	–	–	–	–	–	–	–	–	1	–	–	–	–	–	–	–	–
8593	3	2	7	–	–	1	2	1	5	1	1	1	–	–	–	–	–	–
8599	56	58	63	12	11	17	14	35	39	28	8	3	2	4	4	–	–	–
8610	1.740	1.845	1.841	1.011	1.299	1.243	432	479	545	285	59	41	12	8	11	–	–	1
8621	69	105	76	29	69	33	34	33	40	6	3	3	–	–	–	–	–	–
8622	–	–	1	–	–	–	–	–	1	–	–	–	–	–	–	–	–	–
8630	51	41	59	10	9	15	18	24	40	22	6	3	1	2	1	–	–	–
8640	100	82	78	34	32	31	33	40	40	30	8	7	3	2	–	–	–	–
8650	12	11	10	3	3	6	4	5	4	5	2	–	–	1	–	–	–	–
8660	37	10	4	26	7	–	9	2	2	1	1	2	–	–	–	1	–	–
8690	57	72	37	32	46	17	20	19	18	5	6	2	–	1	–	–	–	–
8711	33	8	8	1	–	1	8	6	6	24	1	1	–	1	–	–	–	–
8712	–	–	1	–	–	–	–	–	1	–	–	–	–	–	–	–	–	–
8720	–	3	3	–	1	–	–	1	2	–	1	1	–	–	–	–	–	–
8730	14	6	5	–	–	–	3	4	3	10	2	1	1	–	1	–	–	–
8800	44	50	33	5	3	3	22	36	28	17	10	1	–	–	1	–	1	–
9001	2	3	1	–	–	–	–	1	–	2	2	1	–	–	–	–	–	–
9102	–	1	1	–	–	–	–	1	1	–	–	–	–	–	–	–	–	–
9200	–	1	–	–	–	–	–	–	–	–	–	–	–	1	–	–	–	–
9311	–	1	–	–	–	–	–	–	–	–	1	–	–	–	–	–	–	–
9312	41	25	19	–	–	1	10	14	13	28	11	5	3	–	–	–	–	–
9313	12	10	11	1	1	–	1	3	9	10	5	1	–	1	1	–	–	–
9319	7	2	6	–	–	–	–	–	3	7	2	3	–	–	–	–	–	–
9321	19	19	24	–	2	1	5	7	22	13	10	1	1	–	–	–	–	–
9329	21	8	8	2	–	–	3	4	5	15	2	3	1	1	–	–	1	–
9411	215	162	123	103	84	48	71	72	72	39	5	1	1	1	2	1	–	–
9412	69	45	36	13	12	10	30	27	17	24	5	9	2	1	–	–	–	–
9420	25	16	13	–	1	–	6	10	10	17	3	3	2	2	–	–	–	–
9430	176	96	101	8	8	6	34	44	70	123	26	14	11	18	10	–	–	1
9491	82	44	49	30	21	23	16	15	19	34	6	6	2	2	1	–	–	–
9492	–	14	15	–	–	–	–	–	–	–	14	15	–	–	–	–	–	–
9493	2	–	–	–	–	–	–	–	–	1	–	–	1	–	–	–	–	–
9499	92	105	95	40	53	43	29	43	44	20	4	5	3	5	2	–	–	1
9511	7	4	2	–	–	–	2	3	2	5	–	–	–	1	–	–	–	–
9512	1	8	4	–	–	–	1	2	2	–	6	2	–	–	–	–	–	–
9521	22	11	13	2	1	–	6	2	5	14	8	6	–	–	2	–	–	–
9529	9	9	5	–	–	–	–	3	3	8	6	1	1	–	1	–	–	–
9601	30	18	18	–	1	2	2	3	14	25	9	1	3	4	1	–	1	–
9602	10	8	6	–	2	1	3	2	4	6	4	1	1	–	–	–	–	–
9603	8	9	9	–	2	–	2	5	7	6	2	1	–	–	1	–	–	–
9609	12	10	8	–	–	–	5	3	5	6	5	3	1	2	–	–	–	–
9700	4	4	4	–	–	–	4	4	4	–	–	–	–	–	–	–	–	–
Ignorado	4.247	13.784	10.299	2	3	2	60	54	78	3.779	13.331	9.990	404	393	229	2	3	–

Fonte: DATAPREV, CAT, SUB.
Nota: Os dados são preliminares, estando sujeitos a correções.

Capítulo 51 - Santa Catarina

51.2 - Quantidade mensal de acidentes do trabalho liquidados, por consequência, no estado de Santa Catarina - 2013/2015

MESES	QUANTIDADE DE ACIDENTES DO TRABALHO LIQUIDADOS																	
	Total			Consequência														
				Assistência Médica			Menos de 15 dias			Mais de 15 dias			Incapacidade Permanente			Óbito		
	2013	2014	2015	2013	2014	2015	2013	2014	2015	2013	2014	2015	2013	2014	2015	2013	2014	2015
TOTAL	**48.590**	**47.915**	**39.793**	**6.109**	**6.560**	**5.618**	**15.241**	**16.425**	**17.588**	**25.239**	**22.909**	**15.190**	**1.863**	**1.858**	**1.250**	**138**	**163**	**147**
Janeiro	3.774	3.929	3.464	498	534	490	1.287	1.290	1.330	1.826	1.921	1.514	151	177	115	12	7	15
Fevereiro	3.802	4.086	3.491	445	525	505	1.182	1.346	1.435	2.001	2.019	1.401	168	180	138	6	16	12
Março	4.123	4.354	3.771	521	568	552	1.268	1.584	1.726	2.157	2.046	1.321	161	145	158	16	11	14
Abril	4.486	3.992	3.356	546	572	453	1.413	1.274	1.428	2.339	1.952	1.316	179	179	148	9	15	11
Maio	4.266	4.160	3.479	542	532	465	1.297	1.379	1.567	2.239	2.063	1.279	175	169	155	13	17	13
Junho	3.976	3.794	3.487	471	582	468	1.221	1.251	1.519	2.121	1.814	1.345	150	137	142	13	10	13
Julho	4.427	4.327	3.621	551	556	464	1.386	1.495	1.590	2.298	2.108	1.428	181	147	125	11	21	14
Agosto	4.276	4.237	3.522	543	573	487	1.306	1.385	1.562	2.247	2.098	1.381	166	169	82	14	12	10
Setembro	4.090	4.198	3.288	518	579	486	1.253	1.504	1.417	2.154	1.948	1.306	147	155	65	18	12	14
Outubro	4.373	4.446	3.015	536	603	435	1.374	1.566	1.440	2.315	2.096	1.086	140	169	36	8	12	18
Novembro	3.925	3.574	2.937	496	501	462	1.272	1.265	1.454	2.025	1.655	971	125	139	45	7	14	5
Dezembro	3.072	2.818	2.362	442	435	351	982	1.086	1.120	1.517	1.189	842	120	92	41	11	16	8

Fonte: DATAPREV, CAT, SUB.
Nota: Os dados são preliminares, estando sujeitos a correções.

DISTRIBUIÇÃO DE ACIDENTES DO TRABALHO LIQUIDADOS, POR CONSEQUÊNCIA, NO ESTADO DE SANTA CATARINA - 2015

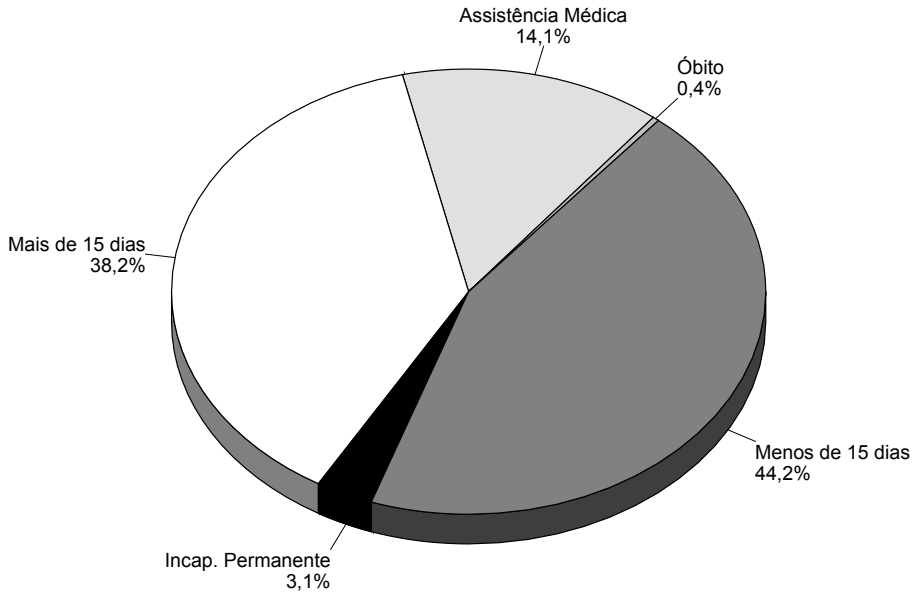

Fonte: DATAPREV, CAT, SUB.

Capítulo 52 - Rio Grande do Sul

52.1 - Quantidade de acidentes do trabalho liquidados, por consequência, segundo a Classificação Nacional de Atividades Econômicas (CNAE), no estado do Rio Grande do Sul -2013/2015

(continua)

CNAE	QUANTIDADE DE ACIDENTES DO TRABALHO LIQUIDADOS																	
	Total			Consequência														
				Assistência Médica			Menos de 15 dias			Mais de 15 dias			Incapacidade Permanente			Óbito		
	2013	2014	2015	2013	2014	2015	2013	2014	2015	2013	2014	2015	2013	2014	2015	2013	2014	2015
TOTAL	**61.564**	**61.556**	**53.261**	**9.277**	**10.375**	**9.699**	**22.726**	**24.286**	**26.140**	**28.192**	**25.637**	**16.442**	**1.228**	**1.098**	**834**	**141**	**160**	**146**
0111	265	219	213	2	3	2	95	85	86	151	127	123	15	–	2	2	4	–
0112	4	136	143	–	–	–	2	1	3	2	135	140	–	–	–	–	–	–
0113	–	17	16	–	1	–	–	1	–	–	15	16	–	–	–	–	–	–
0114	1	1	6	–	–	–	1	–	1	–	1	5	–	–	–	–	–	–
0115	59	49	42	1	1	–	24	22	27	33	23	11	1	–	–	–	3	4
0116	4	7	–	–	–	–	1	4	–	3	3	–	–	–	–	–	–	–
0119	19	10	7	–	–	–	6	5	6	13	5	1	–	–	–	–	–	–
0121	7	367	251	–	–	–	2	9	3	5	358	248	–	–	–	–	–	–
0122	2	4	4	–	–	–	2	3	3	–	1	1	–	–	–	–	–	–
0131	4	5	1	–	–	–	–	2	–	4	3	1	–	–	–	–	–	–
0132	4	1	3	–	–	–	2	1	2	1	–	1	–	–	–	1	–	–
0133	161	61	81	1	–	3	37	31	57	120	23	18	2	6	3	1	1	–
0134	1	5	4	–	–	–	–	–	–	1	5	4	–	–	–	–	–	–
0139	9	77	58	1	–	–	6	6	5	2	71	53	–	–	–	–	–	–
0141	57	57	64	3	8	2	21	22	35	32	27	27	1	–	–	–	–	–
0142	5	2	3	–	–	–	1	1	1	4	1	2	–	–	–	–	–	–
0151	160	95	60	1	–	–	51	48	40	108	45	18	–	–	1	–	2	1
0152	10	5	7	–	–	–	6	3	3	4	2	4	–	–	–	–	–	–
0153	1	–	–	–	–	–	1	–	–	–	–	–	–	–	–	–	–	–
0154	57	38	48	9	5	3	28	28	42	20	5	3	–	–	–	–	–	–
0155	105	75	58	8	4	9	68	46	41	28	22	8	1	2	–	–	1	–
0159	4	1	1	–	–	–	–	–	–	4	1	1	–	–	–	–	–	–
0161	83	62	55	–	–	–	26	25	38	50	34	15	3	2	1	4	1	1
0162	22	37	23	–	–	–	8	17	16	13	19	7	1	1	–	–	–	–
0163	15	9	11	–	–	1	6	7	5	8	1	4	1	1	–	–	–	1
0210	169	101	104	6	17	17	97	56	69	59	25	16	7	3	1	–	–	1
0220	3	–	2	–	–	–	–	–	1	2	–	–	1	–	–	–	–	1
0230	63	34	49	2	2	2	31	21	35	28	10	9	2	1	2	–	–	1
0311	9	2	–	–	–	–	5	1	–	4	1	–	–	–	–	–	–	–
0322	–	–	1	–	–	–	–	–	–	–	–	1	–	–	–	–	–	–
0500	47	44	47	22	20	17	10	19	23	14	5	7	1	–	–	–	–	–
0600	2	–	–	1	–	–	–	–	–	1	–	–	–	–	–	–	–	–
0810	140	120	109	2	5	8	44	59	77	89	45	24	5	7	–	–	4	–
0891	1	–	–	–	–	–	–	–	–	1	–	–	–	–	–	–	–	–
0892	5	3	2	–	–	–	1	2	1	4	1	1	–	–	–	–	–	–
0899	3	5	–	1	1	–	2	1	–	–	2	–	–	1	–	–	–	–
0910	5	5	1	2	5	–	1	–	–	1	–	–	–	–	1	1	–	–
0990	7	1	1	–	–	–	2	–	1	5	–	–	–	1	–	–	–	–
1011	656	567	558	40	52	75	342	372	426	261	127	50	11	15	7	2	1	–
1012	2.004	2.051	2.057	371	340	573	892	1.260	1.257	698	431	207	40	20	19	3	–	1
1013	445	361	266	16	41	64	245	216	171	184	101	29	–	3	2	–	–	–
1020	19	8	11	–	–	–	7	1	11	12	6	–	–	1	–	–	–	–
1031	41	20	17	–	–	2	7	12	10	34	7	5	–	–	–	–	1	–
1032	16	32	32	2	2	3	10	25	25	4	4	3	–	1	1	–	–	–
1033	25	25	18	–	–	1	14	20	14	9	5	3	1	–	–	1	–	–
1041	135	96	109	14	12	7	66	55	83	46	27	17	7	1	1	2	1	1
1042	–	–	2	–	–	–	–	–	1	–	–	1	–	–	–	–	–	–
1043	–	1	–	–	–	–	–	–	–	–	1	–	–	–	–	–	–	–
1051	69	47	46	13	17	10	31	20	32	23	9	4	2	1	–	–	–	–
1052	123	166	190	20	36	41	44	91	131	57	35	16	2	4	2	–	–	–
1053	12	11	14	–	2	–	1	3	11	11	6	3	–	–	–	–	–	–
1061	294	231	194	7	5	5	103	114	123	161	99	53	22	13	9	1	–	4
1062	78	53	61	3	2	10	36	31	39	38	19	12	1	1	–	–	–	–
1063	1	–	–	–	–	–	–	–	–	1	–	–	–	–	–	–	–	–
1064	4	2	1	–	–	–	–	–	1	4	2	–	–	–	–	–	–	–
1065	1	–	–	–	–	–	–	–	–	–	–	–	1	–	–	–	–	–
1066	120	117	129	5	9	17	62	74	90	50	34	18	3	–	3	–	–	1
1069	46	57	50	1	2	5	20	47	43	24	6	1	1	1	–	–	1	1
1071	1	–	–	–	–	–	1	–	–	–	–	–	–	–	–	–	–	–
1081	4	2	2	–	1	–	1	–	2	2	1	–	1	–	–	–	–	–
1091	320	231	153	22	26	10	101	119	110	190	82	31	6	4	2	1	–	–
1092	41	33	49	–	4	8	20	19	36	17	9	5	4	1	–	–	–	–
1093	93	79	65	–	4	6	53	53	46	38	19	12	2	2	–	–	1	1
1094	77	38	31	–	1	4	21	11	21	54	23	6	2	3	–	–	–	–
1095	6	4	1	–	–	–	1	1	–	5	2	1	–	1	–	–	–	–
1096	14	16	11	1	1	1	6	8	8	7	7	2	–	–	–	–	–	–
1099	105	96	80	13	12	12	33	51	56	52	29	10	5	3	2	2	1	–
1111	4	9	16	–	–	–	1	1	5	3	8	10	–	–	1	–	–	–
1112	72	97	70	5	11	7	46	65	56	18	20	7	2	–	–	1	1	–
1113	53	62	38	23	31	16	16	14	14	14	17	8	–	–	–	–	–	–
1121	22	12	4	1	1	–	12	9	2	9	2	2	–	–	–	–	–	–
1122	215	248	141	30	20	11	138	188	113	44	39	17	2	1	–	1	–	–
1210	147	126	134	12	28	16	93	85	109	42	11	9	–	2	–	–	–	–
1220	76	60	39	22	22	13	36	32	23	17	6	2	1	–	–	–	–	1
1311	2	1	2	–	–	–	–	–	–	2	–	2	–	1	–	–	–	–
1312	10	4	6	–	1	–	5	2	5	5	1	1	–	–	–	–	–	–
1313	43	27	19	2	–	3	27	19	11	11	6	5	3	2	–	–	–	–

Capítulo 52 - Rio Grande do Sul

52.1 - Quantidade de acidentes do trabalho liquidados, por consequência, segundo a Classificação Nacional de Atividades Econômicas (CNAE), no estado do Rio Grande do Sul - 2013/2015

(continuação)

CNAE	QUANTIDADE DE ACIDENTES DO TRABALHO LIQUIDADOS																	
	Total			Consequência														
				Assistência Médica			Menos de 15 dias			Mais de 15 dias			Incapacidade Permanente			Óbito		
	2013	2014	2015	2013	2014	2015	2013	2014	2015	2013	2014	2015	2013	2014	2015	2013	2014	2015
1322	1	–	–	–	–	–	–	–	–	–	–	–	1	–	–	–	–	–
1323	3	6	4	–	–	–	1	3	3	2	3	1	–	–	–	–	–	–
1330	32	25	17	7	3	1	18	20	14	7	2	1	–	–	1	–	–	–
1340	19	22	12	1	–	–	11	12	9	6	10	1	1	–	2	–	–	–
1351	19	2	5	1	–	–	7	2	5	9	–	–	2	–	–	–	–	–
1353	5	3	2	1	–	–	1	3	2	3	–	–	–	–	–	–	–	–
1354	23	34	19	–	3	2	11	16	15	11	15	2	1	–	–	–	–	–
1359	29	24	28	3	–	3	12	8	17	14	16	8	–	–	–	–	–	–
1411	19	9	8	1	1	–	3	3	6	15	4	1	–	1	1	–	–	–
1412	145	84	81	1	13	17	37	43	53	102	25	9	4	3	–	1	–	2
1413	10	6	6	–	–	1	2	4	5	8	2	–	–	–	–	–	–	–
1414	21	28	14	4	–	–	11	19	10	6	8	4	–	1	–	–	–	–
1421	–	1	1	–	–	–	–	–	1	–	1	–	–	–	–	–	–	–
1422	15	9	9	1	–	–	3	7	7	11	2	2	–	–	–	–	–	–
1510	177	191	136	3	7	2	67	117	95	103	64	32	3	2	5	1	1	2
1521	18	16	12	–	–	–	4	6	6	14	9	6	–	1	–	–	–	–
1529	26	16	14	–	–	–	9	5	6	16	9	4	1	2	4	–	–	–
1531	680	433	407	46	18	30	301	251	302	325	154	61	8	9	12	–	1	2
1532	43	18	21	1	4	2	21	7	18	21	7	1	–	–	–	–	–	–
1533	243	216	228	13	9	35	167	163	175	60	42	17	2	2	1	1	–	–
1539	48	33	29	1	2	3	29	21	22	18	9	4	–	1	–	–	–	–
1540	145	116	101	1	6	6	64	60	71	79	44	21	1	5	3	–	1	–
1610	271	184	156	2	1	3	60	58	86	192	113	51	16	11	12	1	1	4
1621	155	90	84	11	22	18	83	39	59	56	27	6	3	2	1	2	–	–
1622	136	92	83	5	2	2	32	27	46	93	54	30	5	9	5	1	–	–
1623	69	43	40	6	2	4	24	26	26	35	13	9	4	2	1	–	–	–
1629	39	30	22	–	–	4	5	12	10	33	15	4	1	3	4	–	–	–
1710	59	85	106	22	53	64	27	27	36	9	5	6	–	–	–	1	–	–
1721	89	82	56	9	8	10	60	56	34	19	16	11	1	–	1	–	2	–
1722	–	1	1	–	–	–	–	1	–	–	–	1	–	–	–	–	–	–
1731	35	24	22	–	1	–	11	7	8	23	15	11	1	1	3	–	–	–
1732	13	16	15	1	1	1	6	5	10	6	10	3	–	–	1	–	–	–
1733	106	85	74	6	5	8	70	56	56	27	21	6	3	3	4	–	–	–
1741	32	58	45	1	2	–	14	33	30	15	23	15	2	–	–	–	–	–
1742	31	20	44	3	3	4	15	13	31	13	3	7	–	1	1	–	–	1
1749	37	28	21	4	3	2	21	15	9	12	9	10	–	1	–	–	–	–
1811	11	17	7	–	–	–	1	3	4	10	14	3	–	–	–	–	–	–
1812	1	25	9	–	–	–	1	–	–	–	24	9	–	1	–	–	–	–
1813	83	72	44	1	6	2	43	40	38	35	23	4	4	3	–	–	–	–
1821	13	3	3	–	–	–	4	–	2	8	3	–	1	–	1	–	–	–
1822	10	6	7	–	–	–	2	2	6	6	4	1	2	–	–	–	–	–
1830	–	–	2	–	–	–	–	–	1	–	–	1	–	–	–	–	–	–
1910	–	12	8	–	–	–	–	–	–	–	12	8	–	–	–	–	–	–
1921	53	50	32	24	20	17	21	21	15	8	9	–	–	–	–	–	–	–
1922	14	14	11	–	–	–	8	9	10	5	4	1	1	1	–	–	–	–
1931	1	37	32	–	–	–	–	–	–	1	37	30	–	–	2	–	–	–
1932	29	30	41	1	2	4	22	18	30	4	10	7	1	–	–	1	–	–
2011	3	–	–	–	–	–	–	–	–	2	–	–	1	–	–	–	–	–
2012	1	–	–	–	–	–	1	–	–	–	–	–	–	–	–	–	–	–
2013	62	143	123	16	88	75	28	40	43	15	15	3	2	–	–	1	–	2
2014	2	4	5	1	–	–	1	3	3	–	1	2	–	–	–	–	–	–
2019	7	4	8	–	–	–	6	3	4	1	1	4	–	–	–	–	–	–
2021	33	44	18	26	39	13	6	2	4	1	3	1	–	–	–	–	–	–
2022	–	5	6	–	–	–	–	–	–	–	5	6	–	–	–	–	–	–
2029	44	58	55	11	15	17	26	36	33	7	7	5	–	–	–	–	–	–
2031	25	28	19	21	22	12	4	2	6	–	4	1	–	–	–	–	–	–
2033	3	4	2	2	4	–	1	–	2	–	–	–	–	–	–	–	–	–
2040	7	15	4	–	–	–	2	4	1	5	11	3	–	–	–	–	–	–
2051	6	4	8	4	1	3	1	3	5	1	–	–	–	–	–	–	–	–
2052	3	4	2	1	–	–	–	2	1	2	2	1	–	–	–	–	–	–
2061	24	20	23	3	1	–	12	14	19	9	4	3	–	1	–	–	–	1
2062	14	6	6	–	–	–	7	2	5	7	4	1	–	–	–	–	–	–
2063	28	16	13	1	–	3	14	7	9	12	9	1	1	–	–	–	–	–
2071	30	43	34	3	10	2	21	29	28	6	4	3	–	–	–	–	–	1
2072	1	–	–	–	–	–	1	–	–	–	–	–	–	–	–	–	–	–
2073	4	9	2	–	1	–	2	7	2	2	1	–	–	–	–	–	–	–
2091	15	11	12	–	1	–	6	3	4	9	7	7	–	–	1	–	–	–
2092	–	5	–	–	1	–	–	3	–	–	–	–	–	1	–	–	–	–
2093	3	5	–	–	–	–	–	2	–	3	3	–	–	–	–	–	–	–
2099	32	18	18	4	2	6	13	8	9	15	7	3	–	1	–	–	–	–
2110	3	2	–	2	–	–	1	–	–	–	2	–	–	–	–	–	–	–
2121	41	29	39	–	3	3	17	23	31	23	3	5	1	–	–	–	–	–
2122	2	2	3	–	–	1	1	–	2	–	1	–	1	1	–	–	–	–
2123	1	–	–	1	–	–	–	–	–	–	–	–	–	–	–	–	–	–
2211	188	118	95	44	56	50	71	35	28	73	27	13	–	–	4	–	–	–
2212	18	19	18	1	1	–	2	4	15	14	13	3	1	1	–	–	–	–
2219	206	188	125	31	9	4	114	105	67	58	73	51	3	1	2	–	–	1

Capítulo 52 - Rio Grande do Sul

52.1 - Quantidade de acidentes do trabalho liquidados, por consequência, segundo a Classificação Nacional de Atividades Econômicas (CNAE), no estado do Rio Grande do Sul - 2013/2015

(continuação)

CNAE	QUANTIDADE DE ACIDENTES DO TRABALHO LIQUIDADOS																	
	Total			Consequência														
				Assistência Médica			Menos de 15 dias			Mais de 15 dias			Incapacidade Permanente			Óbito		
	2013	2014	2015	2013	2014	2015	2013	2014	2015	2013	2014	2015	2013	2014	2015	2013	2014	2015
2221	41	42	50	1	1	–	10	25	37	27	16	13	3	–	–	–	–	–
2222	204	157	145	14	26	24	104	88	96	83	41	25	3	2	–	–	–	–
2223	–	3	1	–	–	–	–	1	–	–	2	–	–	–	1	–	–	–
2229	508	493	343	18	31	18	251	320	261	232	136	58	7	5	6	–	1	–
2311	35	32	23	–	1	–	21	17	18	14	14	5	–	–	–	–	–	–
2312	–	4	2	–	–	–	–	1	2	–	3	–	–	–	–	–	–	–
2319	73	51	43	–	1	1	48	37	37	25	13	5	–	–	–	–	–	–
2320	14	15	11	10	8	6	2	3	2	2	4	3	–	–	–	–	–	–
2330	262	191	143	6	11	16	71	74	88	173	95	31	12	9	6	–	2	2
2341	7	1	3	–	–	–	–	–	2	7	1	–	–	–	1	–	–	–
2342	130	79	75	–	3	6	23	25	39	102	45	28	5	5	2	–	1	–
2349	18	9	13	–	1	2	11	3	9	7	5	1	–	–	1	–	–	–
2391	54	34	39	–	–	–	13	19	25	37	12	12	4	3	–	–	–	2
2392	8	12	5	–	–	–	5	11	4	3	1	–	–	–	1	–	–	–
2399	13	10	14	1	1	–	4	5	14	7	4	–	1	–	–	–	–	–
2412	1	–	–	–	–	–	–	–	–	1	–	–	–	–	–	–	–	–
2422	1	1	–	–	–	–	–	–	–	1	1	–	–	–	–	–	–	–
2423	82	79	52	59	60	31	12	11	18	10	8	2	–	–	1	1	–	–
2424	7	7	6	–	–	1	4	3	3	3	3	2	–	1	–	–	–	–
2431	35	19	13	9	10	2	11	6	9	15	3	2	–	–	–	–	–	–
2439	14	31	22	–	1	1	5	26	17	9	3	2	–	1	1	–	–	1
2441	10	10	12	–	1	–	6	6	12	4	3	–	–	–	–	–	–	–
2442	1	–	–	–	–	–	–	–	–	1	–	–	–	–	–	–	–	–
2443	–	–	8	–	–	3	–	–	4	–	–	–	–	–	–	–	–	1
2449	25	11	10	–	2	–	10	1	9	14	7	1	1	1	–	–	–	–
2451	307	221	142	16	13	16	160	123	100	122	83	24	7	2	2	2	–	–
2452	17	21	20	–	–	2	6	8	8	11	12	10	–	1	–	–	–	–
2511	304	392	225	50	183	83	116	121	97	130	80	37	6	7	8	2	1	–
2512	163	110	111	6	11	9	46	55	74	109	41	23	2	3	5	–	–	–
2513	5	3	2	2	1	–	1	–	1	2	2	1	–	–	–	–	–	–
2521	37	32	21	–	1	2	13	16	13	23	14	5	1	1	–	–	–	1
2522	–	12	13	–	–	–	–	1	5	–	10	8	–	1	–	–	–	–
2531	167	123	98	16	11	8	113	74	66	38	38	24	–	–	–	–	–	–
2532	57	56	31	2	8	2	16	25	20	36	19	8	2	4	1	1	–	–
2539	207	196	122	13	11	7	91	123	80	101	59	33	2	3	2	–	–	–
2541	186	135	151	56	66	66	82	51	76	48	16	7	–	2	2	–	–	–
2542	75	44	44	1	3	1	23	22	30	50	18	12	1	1	1	–	–	–
2543	156	157	153	53	70	50	53	52	88	48	34	11	2	1	3	–	–	1
2550	296	180	139	42	28	17	209	128	115	44	22	7	1	2	–	–	–	–
2591	138	127	104	74	57	38	46	47	57	17	23	9	1	–	–	–	–	–
2592	55	36	38	1	1	4	33	24	29	21	10	5	–	1	–	–	–	–
2593	117	87	66	6	5	7	56	36	44	48	40	12	7	6	2	–	–	1
2599	450	384	257	40	43	39	212	228	173	189	106	38	9	7	6	–	–	1
2610	113	108	95	6	4	10	77	80	79	30	21	5	–	2	1	–	1	–
2621	–	1	1	–	–	1	–	–	–	–	1	–	–	–	–	–	–	–
2622	15	19	43	–	–	–	5	14	41	10	5	2	–	–	–	–	–	–
2631	3	2	7	–	1	4	2	1	3	1	–	–	–	–	–	–	–	–
2632	5	7	5	1	1	–	4	3	4	–	2	–	–	1	1	–	–	–
2640	38	29	10	3	–	–	17	11	5	18	18	5	–	–	–	–	–	–
2651	47	26	28	5	2	2	21	14	24	21	10	2	–	–	–	–	–	–
2660	6	2	1	2	–	1	2	2	–	2	–	–	–	–	–	–	–	–
2670	7	4	1	–	–	–	1	3	1	6	1	–	–	–	–	–	–	–
2710	65	41	24	5	3	–	29	28	21	31	10	3	–	–	–	–	–	–
2721	–	4	2	–	–	–	–	2	1	–	2	1	–	–	–	–	–	–
2722	22	6	15	–	–	–	7	4	12	13	2	3	2	–	–	–	–	–
2731	69	66	42	7	14	8	26	29	29	34	20	5	2	–	–	–	3	–
2732	43	40	32	4	5	2	26	29	25	13	6	4	–	–	1	–	–	–
2733	11	5	8	–	1	1	6	3	6	4	1	1	–	–	–	1	–	–
2740	17	11	9	–	2	–	6	8	8	11	1	1	–	–	–	–	–	–
2751	43	45	27	1	2	1	31	23	19	10	19	6	1	1	1	–	–	–
2759	13	5	7	–	–	–	8	4	5	4	1	2	1	–	–	–	–	–
2790	27	31	16	2	1	1	6	15	13	15	15	2	4	–	–	–	–	–
2811	1	10	5	–	–	1	1	–	1	–	10	3	–	–	–	–	–	–
2812	57	49	40	5	11	10	30	19	23	21	19	7	1	–	–	–	–	–
2813	21	14	18	2	2	3	7	6	9	12	5	6	–	–	–	–	1	–
2815	35	21	24	3	–	–	4	6	16	26	14	7	1	1	–	1	–	1
2821	12	21	9	–	2	1	6	9	4	6	10	4	–	–	–	–	–	–
2822	204	178	155	12	14	30	104	96	108	88	65	15	–	3	–	–	–	2
2823	123	87	78	4	2	4	55	52	59	62	29	14	2	4	1	–	–	–
2824	52	54	36	28	34	14	18	12	20	5	7	2	1	1	–	–	–	–
2825	2	3	–	–	–	–	2	–	–	–	3	–	–	–	–	–	–	–
2829	107	103	79	2	3	4	51	71	60	49	29	11	5	–	3	–	–	1
2831	116	85	42	9	7	13	68	58	25	38	19	4	1	1	–	–	–	–
2832	–	1	3	–	–	–	–	–	2	–	1	1	–	–	–	–	–	–
2833	1.291	1.217	800	56	109	86	750	812	584	465	285	114	18	10	14	2	1	2
2840	120	124	110	30	53	47	60	59	54	28	11	8	2	1	1	–	–	–
2851	13	28	3	7	19	–	2	6	2	4	3	1	–	–	–	–	–	–

Capítulo 52 - Rio Grande do Sul

52.1 - Quantidade de acidentes do trabalho liquidados, por consequência, segundo a Classificação Nacional de Atividades Econômicas (CNAE), no estado do Rio Grande do Sul - 2013/2015

(continuação)

CNAE	QUANTIDADE DE ACIDENTES DO TRABALHO LIQUIDADOS																	
	Total			Consequência														
				Assistência Médica			Menos de 15 dias			Mais de 15 dias			Incapacidade Permanente			Óbito		
	2013	2014	2015	2013	2014	2015	2013	2014	2015	2013	2014	2015	2013	2014	2015	2013	2014	2015
2852	3	–	–	–	–	–	1	–	–	2	–	–	–	–	–	–	–	–
2854	25	29	29	3	2	3	11	19	21	11	7	5	–	1	–	–	–	–
2861	34	26	14	1	3	1	17	12	11	16	10	2	–	1	–	–	–	–
2862	111	126	88	1	4	3	57	93	79	52	26	6	1	2	–	–	1	–
2863	7	4	7	1	–	–	5	4	6	1	–	1	–	–	–	–	–	–
2864	34	29	23	1	–	–	14	24	20	19	5	3	–	–	–	–	–	–
2865	18	4	5	2	–	–	5	–	3	11	3	2	–	1	–	–	–	–
2866	9	8	4	–	–	–	5	7	3	4	1	1	–	–	–	–	–	–
2869	211	160	131	9	11	13	113	105	94	86	43	20	3	1	4	–	–	–
2910	495	272	121	302	144	84	144	100	33	47	28	4	2	–	–	–	–	–
2920	48	30	9	13	1	1	20	13	4	15	15	2	–	–	2	–	1	–
2930	1.153	917	680	128	89	76	720	709	555	294	113	39	9	6	9	2	–	1
2941	28	30	19	12	1	4	6	22	10	10	6	4	–	1	1	–	–	–
2942	224	288	242	70	146	129	87	102	92	66	39	20	1	1	1	–	–	–
2943	218	293	233	8	60	32	159	208	190	50	23	11	1	2	–	–	–	–
2944	30	24	21	4	3	1	13	14	17	13	7	2	–	–	1	–	–	–
2945	25	21	12	7	3	1	16	15	10	2	3	1	–	–	–	–	–	–
2949	533	448	294	74	34	31	255	335	232	197	77	29	6	2	2	1	–	–
2950	11	4	4	1	–	1	3	2	3	7	1	–	–	–	–	–	1	–
3011	625	580	378	480	431	261	85	103	95	60	43	20	–	3	1	–	–	1
3012	18	18	6	1	–	1	10	12	4	7	5	1	–	–	–	–	1	–
3031	–	2	6	–	–	1	–	2	3	–	–	2	–	–	–	–	–	–
3032	17	20	13	1	4	–	12	13	11	3	3	2	–	–	–	1	–	–
3091	1	2	–	–	1	–	1	–	–	–	1	–	–	–	–	–	–	–
3092	9	4	2	2	–	1	5	1	–	2	3	–	–	–	1	–	–	–
3099	7	10	6	–	–	–	2	4	5	5	5	–	–	1	–	–	–	1
3101	794	560	596	37	64	66	282	266	415	453	208	100	19	22	12	3	–	3
3102	108	99	60	5	2	7	28	51	42	73	40	8	2	6	3	–	–	–
3103	47	34	30	2	3	2	26	22	24	19	7	2	–	2	2	–	–	–
3104	32	45	20	1	6	3	13	22	15	16	17	1	2	–	1	–	–	–
3211	26	13	11	2	2	2	6	5	5	16	4	3	2	1	1	–	1	–
3212	1	–	–	–	–	–	–	–	–	1	–	–	–	–	–	–	–	–
3220	3	–	–	–	–	–	–	–	–	3	–	–	–	–	–	–	–	–
3230	5	28	33	–	1	–	2	1	2	3	26	31	–	–	–	–	–	–
3240	9	3	5	–	–	–	4	2	2	4	1	3	1	–	–	–	–	–
3250	36	34	37	3	4	3	10	20	25	21	10	8	2	–	1	–	–	–
3291	89	68	53	9	7	4	62	42	33	17	18	16	1	1	–	–	–	–
3292	10	9	9	1	–	1	3	5	5	6	2	3	–	2	–	–	–	–
3299	75	83	85	6	19	27	29	43	53	37	20	4	3	1	1	–	–	–
3311	8	16	7	–	–	1	2	7	4	6	8	2	–	1	–	–	–	–
3312	9	18	6	2	6	–	2	4	5	4	7	1	–	–	–	1	1	–
3313	6	6	9	–	2	2	–	3	4	6	1	3	–	–	–	–	–	–
3314	97	50	47	7	9	6	33	17	29	55	22	9	1	2	3	1	–	–
3316	126	103	126	34	6	24	83	91	94	8	5	4	1	1	3	–	–	1
3317	3	3	2	1	–	–	2	2	2	–	1	–	–	–	–	–	–	–
3319	7	8	24	–	–	9	3	6	12	4	2	3	–	–	–	–	–	–
3321	23	13	12	2	3	1	6	8	7	14	2	3	1	–	1	–	–	–
3329	13	9	6	1	–	1	4	6	3	7	2	2	1	1	–	–	–	–
3511	59	67	55	12	10	18	27	33	21	20	20	14	–	2	–	–	2	2
3512	9	19	20	2	5	10	5	8	6	2	4	2	–	2	1	–	–	1
3514	147	150	196	45	51	77	69	83	103	29	12	11	2	4	1	2	–	4
3520	2	5	4	–	2	2	1	2	1	1	1	–	–	–	1	–	–	–
3530	1	–	1	–	–	–	–	–	1	1	–	–	–	–	–	–	–	–
3600	216	218	215	61	68	80	97	115	119	53	30	14	3	4	2	2	1	–
3701	–	1	1	–	–	–	–	–	1	–	1	–	–	–	–	–	–	–
3702	20	14	12	1	2	–	6	4	7	11	5	4	2	3	1	–	–	–
3811	377	398	439	10	10	4	263	331	393	99	52	36	5	4	5	–	1	1
3812	8	7	2	3	1	–	2	3	2	3	3	–	–	–	–	–	–	–
3821	18	19	11	1	1	1	8	16	9	8	2	1	1	–	–	–	–	–
3822	3	2	5	–	–	2	3	1	2	–	1	1	–	–	–	–	–	–
3831	26	27	23	–	2	–	7	14	18	19	11	5	–	–	–	–	–	–
3832	34	24	8	1	–	–	9	12	4	22	11	4	2	1	–	–	–	–
3839	17	12	18	2	–	–	4	5	16	8	5	2	2	2	–	1	–	–
3900	–	–	1	–	–	–	–	–	1	–	–	–	–	–	–	–	–	–
4110	341	230	246	11	16	19	113	111	170	205	97	50	11	5	6	1	1	1
4120	1.393	894	754	85	73	43	425	397	481	824	364	188	53	54	38	6	6	4
4211	209	174	141	4	32	20	90	89	101	102	43	17	9	7	2	4	3	1
4212	131	97	81	60	61	47	40	20	23	29	16	8	2	–	1	–	–	2
4213	20	19	10	3	2	2	4	7	5	10	10	3	2	–	–	1	–	–
4221	274	397	351	24	38	22	138	152	121	103	198	200	6	5	5	3	4	3
4222	37	21	30	–	7	10	15	9	16	21	5	4	–	–	–	1	–	–
4223	–	6	2	–	–	–	–	2	–	–	4	2	–	–	–	–	–	–
4291	1	4	2	–	–	–	–	2	–	1	2	1	–	–	1	–	–	–
4292	133	212	109	40	110	63	32	61	38	58	40	8	3	–	–	–	1	–
4299	122	82	63	18	15	8	37	34	43	63	27	9	4	4	3	–	2	–
4311	5	7	6	1	–	–	1	3	5	3	4	1	–	–	–	–	–	–
4312	–	2	–	–	1	–	–	–	–	–	1	–	–	–	–	–	–	–

Capítulo 52 - Rio Grande do Sul

52.1 - Quantidade de acidentes do trabalho liquidados, por consequência, segundo a Classificação Nacional de Atividades Econômicas (CNAE), no estado do Rio Grande do Sul - 2013/2015

(continuação)

CNAE	QUANTIDADE DE ACIDENTES DO TRABALHO LIQUIDADOS																	
	Total			Consequência														
				Assistência Médica			Menos de 15 dias			Mais de 15 dias			Incapacidade Permanente			Óbito		
	2013	2014	2015	2013	2014	2015	2013	2014	2015	2013	2014	2015	2013	2014	2015	2013	2014	2015
4313	72	54	31	2	8	1	24	23	12	40	22	13	6	1	4	–	–	1
4319	5	3	5	–	–	–	2	–	–	3	2	5	–	1	–	–	–	–
4321	161	169	127	11	26	18	48	80	80	98	57	24	3	5	4	1	1	1
4322	65	48	44	8	2	2	29	26	35	28	17	4	–	2	1	–	1	2
4329	95	59	57	5	7	9	57	37	42	27	14	6	5	1	–	1	–	–
4330	100	114	93	3	8	12	32	53	63	59	50	16	5	2	2	1	1	–
4391	49	17	18	1	1	3	18	10	12	29	5	3	1	1	–	–	–	–
4399	245	181	127	14	15	8	66	91	69	152	65	42	11	9	7	2	1	1
4511	197	177	132	12	11	18	105	111	90	77	47	23	3	7	–	–	1	1
4512	5	21	24	–	–	–	3	1	–	2	20	24	–	–	–	–	–	–
4520	210	136	118	5	6	7	72	76	76	129	52	32	4	2	3	–	–	–
4530	338	250	195	9	11	13	96	121	130	226	109	46	5	8	5	2	1	1
4541	36	45	22	–	–	2	8	21	11	27	24	9	–	–	–	1	–	–
4543	–	5	1	–	–	–	–	2	–	–	3	1	–	–	–	–	–	–
4611	8	7	11	1	–	–	3	5	11	3	2	–	1	–	–	–	–	–
4612	1	1	1	–	–	–	–	1	1	–	–	–	1	–	–	–	–	–
4613	–	1	1	–	–	–	–	–	1	–	1	–	–	–	–	–	–	–
4614	2	–	2	–	–	–	1	–	2	1	–	–	–	–	–	–	–	–
4616	3	–	–	–	–	–	1	–	–	2	–	–	–	–	–	–	–	–
4617	4	3	3	–	–	2	1	1	1	3	2	–	–	–	–	–	–	–
4618	2	1	1	–	–	–	–	1	1	2	–	–	–	–	–	–	–	–
4619	9	5	2	–	–	1	1	4	–	8	1	–	–	–	1	–	–	–
4622	119	84	82	1	–	1	52	46	64	54	29	16	9	7	1	3	2	–
4623	156	127	90	5	11	3	69	79	73	79	31	8	3	4	3	–	2	3
4631	9	8	10	–	–	–	3	3	6	6	5	4	–	–	–	–	–	–
4632	68	51	45	2	3	2	23	26	31	40	19	10	3	2	2	–	1	–
4633	49	26	23	–	1	2	15	14	11	34	10	8	–	–	1	–	1	1
4634	39	21	28	2	1	2	12	13	20	22	6	6	3	–	–	–	1	–
4635	197	155	143	40	26	26	77	75	100	76	49	16	4	5	–	–	–	1
4636	11	11	14	1	3	6	3	5	6	7	3	2	–	–	–	–	–	–
4637	37	38	33	1	1	3	13	26	28	22	10	2	1	1	–	–	–	–
4639	105	88	88	5	3	10	41	51	56	58	30	20	1	2	1	–	2	1
4641	6	6	3	1	1	–	2	3	3	3	2	–	–	–	–	–	–	–
4642	8	7	8	–	1	–	4	2	6	4	3	2	–	–	–	–	1	–
4643	6	5	11	1	–	–	1	1	10	4	4	1	–	–	–	–	–	–
4644	64	33	60	4	3	5	33	15	44	27	13	11	–	2	–	–	–	–
4645	9	9	9	–	–	2	1	5	6	8	4	1	–	–	–	–	–	–
4646	14	10	6	1	1	–	5	4	4	8	5	2	–	–	–	–	–	–
4647	13	17	9	–	3	–	5	10	6	8	3	2	–	–	1	–	1	–
4649	47	31	29	3	3	1	18	13	20	24	15	8	2	–	–	–	–	–
4651	6	1	2	–	–	–	2	–	1	4	1	1	–	–	–	–	–	–
4652	4	5	–	–	–	–	2	3	–	2	2	–	–	–	–	–	–	–
4661	75	59	34	5	8	5	52	43	28	16	8	1	1	–	–	1	–	–
4662	3	5	–	–	–	–	2	4	–	1	1	–	–	–	–	–	–	–
4663	13	18	23	1	3	3	5	9	12	7	6	8	–	–	–	–	–	–
4664	7	4	–	–	–	–	4	3	–	3	1	–	–	–	–	–	–	–
4665	10	8	6	–	–	–	6	3	6	4	5	–	–	–	–	–	–	–
4669	15	7	5	2	–	–	8	5	4	4	–	1	1	2	–	–	–	–
4671	23	16	17	–	–	–	6	3	12	16	10	3	1	3	–	–	–	2
4672	53	53	28	4	1	–	26	42	22	21	10	6	1	–	–	1	–	–
4673	7	5	6	1	–	–	4	4	4	2	–	2	–	1	–	–	–	–
4674	2	–	1	1	–	–	–	–	–	1	–	1	–	–	–	–	–	–
4679	39	27	24	3	2	3	13	14	15	20	11	6	3	–	–	–	–	–
4681	24	14	21	4	4	3	9	9	15	11	1	2	–	–	–	–	–	1
4682	57	59	44	12	14	11	23	32	25	20	13	8	2	–	–	–	–	–
4683	30	13	10	–	2	–	12	8	9	16	3	1	2	–	–	–	–	–
4684	16	3	8	1	1	–	7	2	7	7	–	1	–	–	–	1	–	–
4685	58	29	27	2	5	2	29	17	20	26	6	5	1	1	–	–	–	–
4686	10	8	6	1	–	2	–	3	3	8	3	–	1	1	1	–	1	–
4687	74	62	59	2	7	9	26	22	34	43	29	13	2	3	2	1	1	1
4689	124	90	84	4	7	8	76	64	63	44	18	12	–	1	1	–	–	–
4691	56	61	46	–	28	6	39	18	31	17	13	9	–	1	–	–	1	–
4692	16	9	3	1	1	–	10	3	3	5	4	–	–	1	–	–	–	–
4693	39	49	42	1	3	2	17	30	35	20	15	5	1	–	–	–	1	–
4711	2.083	1.550	1.520	74	225	137	1.042	906	1.175	947	404	188	19	13	17	1	2	3
4712	180	109	98	1	2	5	40	42	63	131	58	24	8	6	6	–	1	–
4713	67	62	48	2	4	2	25	30	37	40	26	9	–	1	–	–	1	–
4721	100	73	54	–	5	3	18	29	33	80	31	12	2	8	6	–	–	–
4722	28	24	21	–	1	1	5	11	11	23	12	9	–	–	–	–	–	–
4723	25	14	17	–	–	1	4	3	10	20	10	5	1	1	1	–	–	–
4724	21	14	11	–	–	1	4	5	6	15	8	3	1	1	1	1	–	–
4729	59	30	27	1	1	1	16	15	23	36	13	2	6	1	1	–	–	–
4731	281	197	212	2	2	6	91	88	160	181	99	40	6	7	5	1	1	1
4732	1	2	–	–	–	–	–	–	–	1	2	–	–	–	–	–	–	–
4741	35	15	16	–	–	–	8	6	11	26	8	4	1	1	–	–	–	1
4742	49	31	30	3	1	4	13	9	17	31	17	7	2	3	–	–	1	2
4743	30	42	28	–	4	2	9	19	16	20	18	10	–	1	–	1	–	–

Capítulo 52 - Rio Grande do Sul

52.1 - Quantidade de acidentes do trabalho liquidados, por consequência, segundo a Classificação Nacional de Atividades Econômicas (CNAE), no estado do Rio Grande do Sul -2013/2015

(continuação)

CNAE	QUANTIDADE DE ACIDENTES DO TRABALHO LIQUIDADOS																	
	Total			Consequência														
				Assistência Médica			Menos de 15 dias			Mais de 15 dias			Incapacidade Permanente			Óbito		
	2013	2014	2015	2013	2014	2015	2013	2014	2015	2013	2014	2015	2013	2014	2015	2013	2014	2015
4744	577	406	317	15	32	31	139	160	168	393	194	100	23	18	16	7	2	2
4751	49	30	28	1	2	1	16	14	19	31	13	8	1	–	–	–	1	–
4752	27	19	25	1	3	1	4	7	13	21	7	9	–	1	2	1	1	–
4753	139	111	71	4	7	5	37	46	46	94	51	18	4	4	2	–	3	–
4754	92	69	76	1	1	3	23	22	52	65	40	18	3	6	3	–	–	–
4755	23	17	12	–	1	1	3	7	7	19	9	3	1	–	1	–	–	–
4756	–	3	2	–	–	–	–	2	1	–	1	–	–	–	–	–	–	1
4757	20	19	13	5	1	4	2	10	7	13	7	2	–	–	–	–	1	–
4759	72	61	64	2	6	2	24	27	50	44	28	11	2	–	1	–	–	–
4761	36	24	20	–	–	1	9	9	12	26	14	6	1	1	1	–	–	–
4762	3	2	–	–	–	–	1	–	–	2	2	–	–	–	–	–	–	–
4763	25	28	21	–	–	–	5	12	16	20	15	4	–	1	1	–	–	–
4771	306	211	246	81	27	69	117	107	149	103	76	25	5	1	2	–	–	1
4772	14	17	17	–	–	2	4	6	12	8	9	3	1	2	–	1	–	–
4773	6	2	3	1	1	–	2	1	2	3	–	1	–	–	–	–	–	–
4774	14	9	5	–	1	1	1	1	3	13	7	1	–	–	–	–	–	–
4781	223	179	166	11	19	7	76	85	124	135	73	33	1	2	2	–	–	–
4782	63	55	62	–	2	1	10	17	49	50	35	10	3	1	2	–	–	–
4783	13	7	3	–	–	–	4	2	1	9	5	1	–	–	1	–	–	–
4784	73	36	36	2	2	5	13	11	22	53	21	8	5	2	1	–	–	–
4785	8	5	3	–	–	–	3	4	2	5	1	1	–	–	–	–	–	–
4789	249	235	164	10	17	12	91	128	109	141	79	35	6	10	8	1	1	–
4911	57	64	43	34	38	24	14	18	19	9	8	–	–	–	–	–	–	–
4912	72	54	65	18	12	9	46	37	52	8	5	4	–	–	–	–	–	–
4921	760	846	1.090	11	20	14	360	660	991	375	146	68	14	18	15	–	2	2
4922	99	80	61	2	2	–	26	54	43	66	18	15	5	4	3	–	2	–
4923	13	17	9	–	–	–	5	14	9	8	3	–	–	–	–	–	–	–
4924	11	5	2	–	–	1	2	1	1	9	3	–	–	1	–	–	–	–
4929	39	23	16	–	1	–	5	9	7	34	12	6	–	1	3	–	–	–
4930	1.889	1.396	1.172	96	154	86	764	716	779	962	469	261	54	37	33	13	20	13
4940	16	16	5	15	14	5	1	2	–	–	–	–	–	–	–	–	–	–
4950	1	–	–	–	–	–	1	–	–	–	–	–	–	–	–	–	–	–
5011	1	1	1	–	–	–	–	–	1	1	1	–	–	–	–	–	–	–
5021	29	24	17	4	1	2	14	13	11	10	7	2	–	2	1	1	1	1
5022	1	–	–	–	–	–	1	–	–	–	–	–	–	–	–	–	–	–
5030	5	12	8	–	–	–	2	1	2	3	10	6	–	1	–	–	–	–
5091	–	–	1	–	–	–	–	–	1	–	–	–	–	–	–	–	–	–
5111	45	55	44	3	1	2	27	30	17	14	24	25	1	–	–	–	–	–
5112	–	8	7	–	–	–	–	–	–	–	8	7	–	–	–	–	–	–
5120	1	3	4	–	1	1	–	2	3	1	–	–	–	–	–	–	–	–
5211	89	92	77	8	12	9	33	40	40	45	38	21	3	1	6	–	1	1
5212	51	77	71	7	2	2	10	6	20	29	68	48	5	1	1	–	–	–
5221	25	34	40	–	3	5	25	27	23	–	3	12	–	–	–	–	1	–
5222	8	1	3	–	–	–	2	–	2	6	1	1	–	–	–	–	–	–
5223	42	43	35	2	3	1	17	24	31	22	16	3	1	–	–	–	–	–
5229	21	32	30	–	–	2	8	16	20	13	15	7	–	–	–	–	1	1
5231	46	31	15	27	10	3	13	16	7	5	5	5	–	–	–	1	–	–
5232	13	29	34	3	1	3	5	17	19	5	11	12	–	–	–	–	–	–
5239	2	3	1	–	1	–	2	1	1	–	1	–	–	–	–	–	–	–
5240	38	36	22	7	5	4	24	25	14	6	6	4	–	–	–	1	–	–
5250	181	105	35	123	56	10	35	32	19	22	15	5	1	1	–	–	1	1
5310	801	582	702	140	134	130	432	348	515	224	95	54	5	5	3	–	–	–
5320	101	68	50	1	4	–	19	19	32	75	44	17	6	1	1	–	–	–
5510	158	126	108	4	11	12	40	72	81	110	41	14	4	2	1	–	–	–
5590	22	6	11	4	1	–	8	2	7	10	3	4	–	–	–	–	–	–
5611	769	598	404	15	16	7	236	327	297	504	239	91	14	13	8	–	3	1
5612	6	4	1	–	–	–	1	2	1	5	2	–	–	–	–	–	–	–
5620	499	348	226	108	112	68	194	169	139	193	64	16	4	3	2	–	–	1
5811	2	–	–	1	–	–	1	–	–	–	–	–	–	–	–	–	–	–
5812	15	8	8	–	1	1	7	6	5	7	1	2	1	–	–	–	–	–
5813	2	2	3	–	1	–	2	1	2	–	–	1	–	–	–	–	–	–
5819	1	1	–	–	–	–	1	–	–	–	1	–	–	–	–	–	–	–
5821	8	10	8	–	–	–	6	8	8	2	1	–	–	1	–	–	–	–
5822	80	43	35	3	1	3	53	28	25	22	13	7	2	1	–	–	–	–
5823	3	4	2	–	–	–	3	3	2	–	1	–	–	–	–	–	–	–
5829	19	12	13	–	–	1	4	3	6	14	6	5	1	3	1	–	–	–
5911	–	1	–	–	–	–	–	1	–	–	–	–	–	–	–	–	–	–
5912	1	–	–	–	–	–	–	–	–	1	–	–	–	–	–	–	–	–
5914	9	6	7	–	–	2	2	5	3	7	1	2	–	–	–	–	–	–
5920	1	–	–	–	–	–	–	–	–	1	–	–	–	–	–	–	–	–
6010	10	11	10	–	–	–	5	3	5	5	8	5	–	–	–	–	–	–
6021	28	12	23	3	1	1	16	6	15	9	3	7	–	2	–	–	–	–
6022	2	3	6	–	–	–	1	–	–	1	3	6	–	–	–	–	–	–
6110	34	30	36	–	3	1	23	16	31	11	10	2	–	1	2	–	–	–
6120	19	15	46	1	–	1	8	8	42	9	7	3	1	–	–	–	–	–
6130	–	–	1	–	–	–	–	–	1	–	–	–	–	–	–	–	–	–
6141	24	37	1	–	1	–	13	30	1	11	6	–	–	–	–	–	–	–

Capítulo 52 - Rio Grande do Sul

52.1 - Quantidade de acidentes do trabalho liquidados, por consequência, segundo a Classificação Nacional de Atividades Econômicas (CNAE), no estado do Rio Grande do Sul - 2013/2015

(continuação)

CNAE	QUANTIDADE DE ACIDENTES DO TRABALHO LIQUIDADOS																	
	Total			Consequência														
				Assistência Médica			Menos de 15 dias			Mais de 15 dias			Incapacidade Permanente			Óbito		
	2013	2014	2015	2013	2014	2015	2013	2014	2015	2013	2014	2015	2013	2014	2015	2013	2014	2015
6190	16	19	14	1	–	–	4	4	7	10	14	7	1	–	–	–	1	–
6201	7	113	76	–	–	1	6	2	4	1	111	71	–	–	–	–	–	–
6202	7	–	4	–	–	1	2	–	3	5	–	–	–	–	–	–	–	–
6203	17	3	9	2	1	–	8	–	7	7	2	1	–	–	1	–	–	–
6204	19	13	8	–	4	2	14	8	5	5	1	1	–	–	–	–	–	–
6209	49	35	38	11	5	1	24	25	34	14	5	3	–	–	–	–	–	–
6311	34	56	31	6	8	8	11	21	12	16	27	11	1	–	–	–	–	–
6319	1	1	–	–	1	–	–	–	–	1	–	–	–	–	–	–	–	–
6391	2	–	1	–	–	–	–	–	1	2	–	–	–	–	–	–	–	–
6399	3	–	–	–	–	–	1	–	–	2	–	–	–	–	–	–	–	–
6421	153	127	91	59	37	51	33	40	32	61	50	7	–	–	1	–	–	–
6422	497	357	368	80	76	121	182	188	199	225	84	37	10	8	11	–	1	–
6423	39	30	44	3	5	18	19	22	25	17	1	1	–	1	–	–	1	–
6424	23	14	16	2	1	–	8	7	12	12	5	3	–	–	–	1	1	1
6431	1	2	4	–	–	2	1	2	2	–	–	–	–	–	–	–	–	–
6433	–	–	1	–	–	–	–	–	1	–	–	–	–	–	–	–	–	–
6434	1	–	1	1	–	–	–	–	1	–	–	–	–	–	–	–	–	–
6435	–	2	1	–	–	–	–	–	–	–	2	1	–	–	–	–	–	–
6436	5	6	11	–	5	6	2	1	5	3	–	–	–	–	–	–	–	–
6450	–	–	2	–	–	–	–	–	2	–	–	–	–	–	–	–	–	–
6462	8	10	11	–	1	1	4	5	9	4	3	1	–	–	–	–	1	–
6463	2	–	2	–	–	1	1	–	1	1	–	–	–	–	–	–	–	–
6493	1	3	2	–	–	1	–	1	1	1	1	–	–	1	–	–	–	–
6499	1	1	–	–	–	–	–	1	–	1	–	–	–	–	–	–	–	–
6511	8	8	3	–	4	–	4	4	3	4	–	–	–	–	–	–	–	–
6512	1	2	3	–	–	–	1	1	3	–	1	–	–	–	–	–	–	–
6520	3	–	–	–	–	–	3	–	–	–	–	–	–	–	–	–	–	–
6541	1	–	2	–	–	–	1	–	2	–	–	–	–	–	–	–	–	–
6542	2	–	–	1	–	–	–	–	–	1	–	–	–	–	–	–	–	–
6550	57	70	49	17	16	12	31	49	37	8	5	–	1	–	–	–	–	–
6612	1	–	2	–	–	–	1	–	2	–	–	–	–	–	–	–	–	–
6613	4	8	7	–	2	1	1	1	1	3	5	5	–	–	–	–	–	–
6619	3	2	1	1	1	–	–	1	–	2	–	1	–	–	–	–	–	–
6621	–	1	–	–	–	–	–	–	–	–	1	–	–	–	–	–	–	–
6622	7	5	5	1	–	1	1	5	2	5	–	2	–	–	–	–	–	–
6629	–	1	2	–	–	–	–	1	1	–	–	1	–	–	–	–	–	–
6630	1	11	8	–	–	–	–	–	–	1	11	8	–	–	–	–	–	–
6810	55	18	18	2	3	–	18	7	15	32	5	3	1	2	–	2	1	–
6821	25	23	38	–	1	5	13	17	27	12	5	5	–	–	1	–	–	–
6822	15	13	13	3	1	2	2	6	7	10	6	3	–	–	1	–	–	–
6911	13	20	20	–	1	1	5	14	16	8	5	3	–	–	–	–	–	–
6912	11	5	6	1	1	–	4	3	4	5	1	1	–	–	1	1	–	–
6920	50	40	37	4	3	2	16	25	28	30	12	7	–	–	–	–	–	–
7010	–	1	1	–	–	–	–	–	–	–	1	1	–	–	–	–	–	–
7020	12	6	6	1	1	–	4	3	5	7	2	1	–	–	–	–	–	–
7111	9	8	5	–	–	–	–	4	3	8	3	1	1	1	1	–	–	–
7112	198	173	126	49	26	7	60	81	93	84	57	19	3	8	6	2	1	1
7119	6	9	1	1	3	–	3	1	1	1	3	–	–	2	–	1	–	–
7120	7	8	4	–	–	–	3	7	4	3	1	–	–	–	–	1	–	–
7210	27	33	34	6	10	14	16	17	15	5	5	5	–	1	–	–	–	–
7220	5	17	1	3	5	–	2	7	–	–	5	1	–	–	–	–	–	–
7311	5	7	5	–	–	–	3	2	–	2	5	5	–	–	–	–	–	–
7312	7	4	8	1	1	3	4	2	3	2	1	2	–	–	–	–	–	–
7319	45	37	37	1	–	2	22	24	29	22	12	6	–	1	–	–	–	–
7320	6	5	2	–	–	–	5	2	1	1	3	1	–	–	–	–	–	–
7410	1	1	1	–	1	–	–	–	1	1	–	–	–	–	–	–	–	–
7420	5	17	11	–	2	–	2	5	5	3	9	4	–	1	2	–	–	–
7490	20	17	19	1	3	5	6	8	10	12	6	4	–	–	–	1	–	–
7500	1	3	4	–	1	1	–	–	2	1	2	1	–	–	–	–	–	–
7711	14	4	11	1	–	–	5	2	8	7	2	2	–	–	1	1	–	–
7719	2	3	3	–	–	–	–	1	1	2	2	2	–	–	–	–	–	–
7721	–	1	–	–	–	–	–	–	–	–	1	–	–	–	–	–	–	–
7723	5	7	4	–	–	1	–	–	1	5	6	2	–	1	–	–	–	–
7729	–	3	2	–	–	–	–	2	1	–	1	1	–	–	–	–	–	–
7731	1	1	–	–	–	–	–	1	–	1	–	–	–	–	–	–	–	–
7732	27	24	23	4	1	–	13	12	18	10	11	4	–	–	–	–	–	1
7733	1	3	4	1	–	–	–	2	–	–	1	3	–	–	1	–	–	–
7739	39	34	21	4	2	3	13	17	13	21	14	4	1	1	1	–	–	–
7740	3	–	–	1	–	–	–	–	–	2	–	–	–	–	–	–	–	–
7810	34	20	9	–	–	–	9	11	6	24	8	3	1	1	–	–	–	–
7820	116	64	67	4	5	11	38	35	41	72	22	9	2	2	6	–	–	–
7830	12	11	20	1	–	1	3	6	16	8	5	2	–	–	1	–	–	–
7911	7	8	8	–	–	–	4	2	4	3	5	3	–	1	1	–	–	–
7990	1	–	–	–	–	–	–	–	–	1	–	–	–	–	–	–	–	–
8011	291	186	212	2	7	9	82	76	147	197	89	46	10	8	6	–	6	4
8012	139	136	122	15	14	3	98	86	100	26	34	17	–	1	–	–	1	2
8020	66	62	51	2	3	1	21	38	39	42	21	9	–	–	1	1	–	1

Capítulo 52 - Rio Grande do Sul

52.1 - Quantidade de acidentes do trabalho liquidados, por consequência, segundo a Classificação Nacional de Atividades Econômicas (CNAE), no estado do Rio Grande do Sul - 2013/2015

(conclusão)

CNAE	QUANTIDADE DE ACIDENTES DO TRABALHO LIQUIDADOS																	
	Total			Consequência														
				Assistência Médica			Menos de 15 dias			Mais de 15 dias			Incapacidade Permanente			Óbito		
	2013	2014	2015	2013	2014	2015	2013	2014	2015	2013	2014	2015	2013	2014	2015	2013	2014	2015
8030	–	29	26	–	–	–	–	–	–	–	28	26	–	1	–	–	–	–
8111	107	61	68	6	2	9	24	21	43	76	38	15	1	–	1	–	–	–
8112	235	178	163	15	21	14	90	101	113	123	52	31	5	4	4	2	–	1
8121	486	209	217	20	15	26	138	118	148	315	65	28	12	10	15	1	1	–
8122	7	8	11	–	–	–	4	2	6	2	6	3	1	–	2	–	–	–
8129	137	133	110	14	17	27	48	76	67	72	35	11	3	5	5	–	–	–
8130	3	17	10	–	–	–	1	2	2	2	14	8	–	1	–	–	–	–
8211	49	30	33	1	3	1	19	11	27	29	16	5	–	–	–	–	–	–
8219	25	14	18	–	2	–	9	5	15	15	6	3	1	1	–	–	–	–
8220	63	39	17	1	–	1	23	17	13	38	21	3	1	1	–	–	–	–
8230	12	12	9	–	–	–	4	6	7	8	5	2	–	1	–	–	–	–
8291	24	38	28	–	3	1	5	6	10	19	29	14	–	–	3	–	–	–
8292	6	1	2	–	–	–	2	–	1	3	1	1	1	–	–	–	–	–
8299	253	137	151	36	33	50	92	61	84	120	39	16	4	4	1	1	–	–
8411	946	645	598	121	151	157	316	337	365	482	135	53	27	19	21	–	3	2
8412	80	21	10	–	–	1	12	11	8	67	9	1	1	1	–	–	–	–
8413	1	8	3	–	–	–	–	7	2	–	1	1	1	–	–	–	–	–
8422	3	2	2	–	–	–	1	1	1	2	1	1	–	–	–	–	–	–
8423	–	2	1	–	–	–	–	2	1	–	–	–	–	–	–	–	–	–
8424	14	7	3	1	–	1	3	4	2	10	3	–	–	–	–	–	–	–
8430	2	1	3	–	–	–	2	1	2	–	–	1	–	–	–	–	–	–
8511	37	555	522	1	3	3	15	26	35	21	520	482	–	6	2	–	–	–
8512	11	29	25	–	1	4	5	19	17	6	9	4	–	–	–	–	–	–
8513	62	54	59	11	8	9	19	31	39	28	14	10	4	1	1	–	–	–
8520	71	103	94	4	13	6	37	76	80	27	14	5	3	–	3	–	–	–
8531	170	150	149	31	30	25	110	82	101	29	37	23	–	–	–	–	1	–
8532	187	170	186	28	19	34	112	130	135	44	18	14	3	3	3	–	–	–
8533	3	1	2	–	–	–	–	1	–	3	–	1	–	–	1	–	–	–
8541	12	14	12	–	1	–	6	7	11	6	6	1	–	–	–	–	–	–
8542	4	4	6	–	–	1	1	2	–	3	2	5	–	–	–	–	–	–
8550	8	4	3	–	–	–	6	3	3	2	1	–	–	–	–	–	–	–
8591	4	1	2	–	–	–	–	–	–	3	1	2	1	–	–	–	–	–
8592	1	–	–	–	–	–	–	–	–	1	–	–	–	–	–	–	–	–
8593	5	9	4	–	–	–	2	4	3	3	5	1	–	–	–	–	–	–
8599	113	117	129	15	27	27	53	62	82	44	24	19	1	2	1	–	2	–
8610	7.238	7.547	7.471	3.864	4.391	4.226	2.494	2.838	3.068	861	298	164	19	18	11	–	2	2
8621	9	8	6	1	1	2	5	4	4	3	3	–	–	–	–	–	–	–
8622	2	2	–	–	–	–	2	2	–	–	–	–	–	–	–	–	–	–
8630	236	206	253	90	105	124	113	90	123	33	11	6	–	–	–	–	–	–
8640	168	179	211	87	70	120	49	86	83	32	21	8	–	2	–	–	–	–
8650	12	11	7	–	–	1	6	6	5	5	5	1	1	–	–	–	–	–
8660	7	5	50	–	4	31	1	1	16	5	–	2	1	–	–	–	–	1
8690	215	163	142	143	113	111	48	41	29	23	8	2	1	1	–	–	–	–
8711	55	39	38	4	2	2	23	29	32	28	8	3	–	–	1	–	–	–
8712	1	4	1	–	3	–	–	1	1	1	–	–	–	–	–	–	–	–
8720	1	2	3	1	–	–	–	2	3	–	–	–	–	–	–	–	–	–
8730	70	87	92	6	15	20	46	61	61	15	11	10	2	–	1	1	–	–
8800	141	106	117	48	18	15	62	73	91	31	15	10	–	–	1	–	–	–
9001	8	4	2	–	1	–	2	2	1	6	1	1	–	–	–	–	–	–
9102	–	1	–	–	–	–	–	1	–	–	–	–	–	–	–	–	–	–
9103	3	11	19	–	1	4	2	10	15	1	–	–	–	–	–	–	–	–
9200	–	1	–	–	–	–	–	–	–	–	1	–	–	–	–	–	–	–
9311	3	4	3	2	–	2	1	3	1	–	1	–	–	–	–	–	–	–
9312	105	54	48	1	3	9	45	24	28	53	25	9	5	2	2	1	–	–
9313	14	8	10	2	2	2	6	2	6	6	4	2	–	–	–	–	–	–
9319	9	5	13	–	–	1	2	2	8	7	3	3	–	–	1	–	–	–
9321	7	9	14	1	2	2	3	2	9	3	5	3	–	–	–	–	–	–
9329	17	7	4	2	–	–	1	3	2	14	4	1	–	–	1	–	–	–
9411	15	7	4	3	3	1	3	2	3	8	2	–	1	–	–	–	–	–
9412	49	23	14	1	1	–	23	14	10	20	6	3	5	1	1	–	1	–
9420	49	48	42	3	5	3	25	36	33	20	7	6	1	–	–	–	–	–
9430	194	135	108	18	26	18	58	58	70	114	45	17	4	6	3	–	–	–
9491	55	76	51	7	5	10	32	51	33	16	19	7	–	1	1	–	–	–
9492	2	60	32	–	–	–	–	–	–	2	60	32	–	–	–	–	–	–
9493	–	2	–	–	–	–	–	1	–	–	1	–	–	–	–	–	–	–
9499	15	19	35	–	1	5	5	9	27	10	9	3	–	–	–	–	–	–
9511	16	14	10	1	2	–	7	5	9	7	7	1	1	–	–	–	–	–
9512	3	5	2	–	–	–	3	3	1	–	2	1	–	–	–	–	–	–
9521	12	11	8	–	–	–	5	3	5	5	5	3	1	3	–	1	–	–
9529	22	19	11	3	2	1	9	9	6	8	8	4	2	–	–	–	–	–
9601	41	19	31	2	–	1	17	12	24	22	6	5	–	1	1	–	–	–
9602	10	4	3	–	–	–	2	1	2	8	3	1	–	–	–	–	–	–
9603	16	14	15	–	4	–	11	6	13	5	4	2	–	–	–	–	–	–
9609	18	12	12	–	–	–	4	6	10	14	5	1	–	1	1	–	–	–
9700	2	4	2	–	–	1	1	4	1	1	–	–	–	–	–	–	–	–
9900	1	–	–	–	–	–	1	–	–	–	–	–	–	–	–	–	–	–
Ignorado	6.119	12.977	9.959	3	6	4	89	111	100	5.774	12.595	9.673	248	264	179	5	1	3

Fonte: DATAPREV, CAT, SUB.

Nota: Os dados são preliminares, estando sujeitos a correções.

Capítulo 52 - Rio Grande do Sul

52.2 - Quantidade mensal de acidentes do trabalho liquidados, por consequência, no estado do Rio Grande do Sul - 2013/2015

MESES	QUANTIDADE DE ACIDENTES DO TRABALHO LIQUIDADOS																	
	Total			Consequência														
				Assistência Médica			Menos de 15 dias			Mais de 15 dias			Incapacidade Permanente			Óbito		
	2013	2014	2015	2013	2014	2015	2013	2014	2015	2013	2014	2015	2013	2014	2015	2013	2014	2015
TOTAL	**61.564**	**61.556**	**53.261**	**9.277**	**10.375**	**9.699**	**22.726**	**24.286**	**26.140**	**28.192**	**25.637**	**16.442**	**1.228**	**1.098**	**834**	**141**	**160**	**146**
Janeiro	4.983	5.073	4.422	760	793	805	1.899	1.830	1.838	2.222	2.345	1.671	92	93	90	10	12	18
Fevereiro	4.689	4.959	4.418	676	837	759	1.719	1.864	2.013	2.202	2.159	1.565	78	89	71	14	10	10
Março	5.014	5.347	5.079	758	847	900	1.818	2.135	2.605	2.307	2.253	1.465	122	99	96	9	13	13
Abril	5.690	5.182	4.375	830	879	800	2.087	2.033	2.052	2.644	2.154	1.412	115	104	100	14	12	11
Maio	5.216	5.402	4.586	769	929	883	1.822	2.081	2.236	2.512	2.280	1.350	100	99	107	13	13	10
Junho	5.023	4.808	4.399	784	830	809	1.825	1.813	2.163	2.312	2.070	1.318	94	81	100	8	14	9
Julho	5.556	5.364	4.734	852	907	878	1.987	2.079	2.363	2.584	2.277	1.431	114	88	53	19	13	9
Agosto	5.391	5.215	4.620	808	880	869	1.914	2.022	2.341	2.555	2.198	1.346	108	102	51	6	13	13
Setembro	4.967	5.310	4.322	705	907	724	1.882	2.191	2.285	2.272	2.092	1.252	95	109	48	13	11	13
Outubro	5.620	5.644	4.403	822	949	803	2.192	2.421	2.283	2.477	2.176	1.263	113	80	45	16	18	9
Novembro	5.140	4.972	4.189	800	868	782	1.949	2.085	2.132	2.281	1.919	1.218	98	84	38	12	16	19
Dezembro	4.275	4.280	3.714	713	749	687	1.632	1.732	1.829	1.824	1.714	1.151	99	70	35	7	15	12

Fonte: DATAPREV, CAT, SUB.
Nota: Os dados são preliminares, estando sujeitos a correções.

DISTRIBUIÇÃO DE ACIDENTES DO TRABALHO LIQUIDADOS, POR CONSEQUÊNCIA, NO ESTADO DO RIO GRANDE DO SUL - 2015

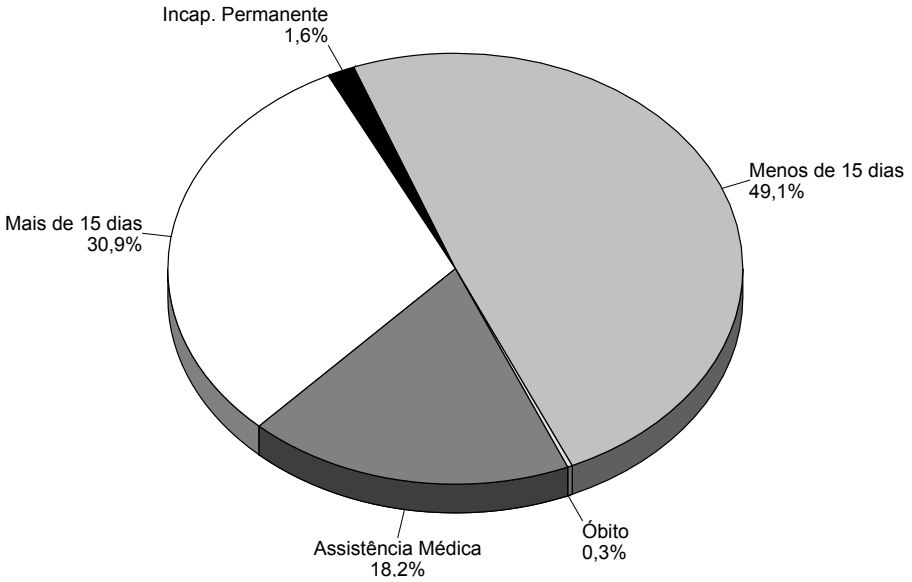

Fonte: DATAPREV, CAT, SUB.

Capítulo 53 - Mato Grosso do Sul

53.1 - Quantidade de acidentes do trabalho liquidados, por consequência, segundo a Classificação Nacional de Atividades Econômicas (CNAE), no estado do Mato Grosso do Sul - 2013/2015

(continua)

CNAE	QUANTIDADE DE ACIDENTES DO TRABALHO LIQUIDADOS																	
	Total			Consequência														
				Assistência Médica			Menos de 15 dias			Mais de 15 dias			Incapacidade Permanente			Óbito		
	2013	2014	2015	2013	2014	2015	2013	2014	2015	2013	2014	2015	2013	2014	2015	2013	2014	2015
TOTAL	**11.832**	**11.290**	**10.067**	**1.960**	**1.684**	**1.708**	**4.490**	**4.511**	**5.150**	**5.071**	**4.783**	**2.942**	**261**	**248**	**222**	**50**	**64**	**45**
0111	18	27	25	–	–	–	8	7	11	9	19	14	1	–	–	–	1	–
0112	4	160	132	–	–	–	3	6	6	1	154	126	–	–	–	–	–	–
0113	154	114	93	32	30	24	55	65	59	63	15	9	2	4	–	2	–	1
0115	83	82	58	3	2	–	38	37	37	39	40	19	3	2	2	–	1	–
0116	1	1	–	–	–	–	–	–	–	1	1	–	–	–	–	–	–	–
0119	–	2	3	–	–	–	–	2	2	–	–	–	–	–	–	–	–	1
0121	1	164	96	1	–	–	–	–	–	–	164	96	–	–	–	–	–	–
0133	1	–	–	–	–	–	–	–	–	1	–	–	–	–	–	–	–	–
0134	1	1	2	–	–	–	–	–	1	1	1	1	–	–	–	–	–	–
0139	6	19	9	–	–	–	2	1	2	4	18	5	–	–	1	–	–	1
0141	157	125	188	1	1	–	86	75	144	68	45	44	–	1	–	2	3	–
0142	1	–	–	–	–	–	1	–	–	–	–	–	–	–	–	–	–	–
0151	505	413	316	2	7	6	231	245	235	269	155	72	1	2	2	2	4	1
0152	3	4	2	–	–	–	1	2	2	1	1	–	–	–	–	1	1	–
0153	–	2	1	–	–	–	–	–	1	–	2	–	–	–	–	–	–	–
0154	14	8	9	1	1	–	9	7	9	4	–	–	–	–	–	–	–	–
0155	10	15	15	3	3	2	6	8	11	1	3	1	–	–	1	–	1	–
0159	1	2	–	–	–	–	–	1	–	1	1	–	–	–	–	–	–	–
0161	38	29	31	–	–	4	16	9	16	22	16	10	–	2	1	–	2	–
0162	47	31	26	–	1	–	24	19	18	20	10	8	2	1	–	1	–	–
0163	2	2	2	–	–	–	–	1	–	2	1	2	–	–	–	–	–	–
0210	101	66	80	64	31	53	22	24	22	14	10	2	1	–	1	–	1	2
0220	4	7	4	–	–	–	2	6	4	2	–	–	–	–	–	–	1	–
0230	104	31	37	65	11	9	21	13	26	17	6	2	–	1	–	1	–	–
0322	5	2	9	–	–	–	4	1	8	1	1	1	–	–	–	–	–	–
0710	26	19	14	16	14	12	4	1	1	5	1	1	–	3	–	1	–	–
0729	–	1	–	–	–	–	–	1	–	–	–	–	–	–	–	–	–	–
0810	24	34	24	–	1	–	8	14	19	13	16	4	2	2	1	1	1	–
0891	18	19	11	–	–	–	12	12	10	6	7	1	–	–	–	–	–	–
0899	4	6	1	–	1	–	2	2	1	2	3	–	–	–	–	–	–	–
1011	709	524	521	90	69	81	312	343	388	301	98	39	6	13	12	–	1	1
1012	559	362	305	228	184	164	147	128	114	179	47	23	3	2	2	2	1	2
1013	45	31	16	5	1	–	20	15	10	20	10	6	–	3	–	–	2	–
1020	28	7	4	3	–	–	18	6	4	7	1	–	–	–	–	–	–	–
1032	11	13	4	7	11	–	3	–	4	1	2	–	–	–	–	–	–	–
1033	1	1	–	–	–	–	1	1	–	–	–	–	–	–	–	–	–	–
1041	14	9	13	3	4	9	1	2	3	9	3	–	1	–	–	–	–	1
1042	6	2	8	1	1	4	3	1	3	2	–	–	–	–	–	–	–	1
1051	1	1	1	–	–	–	–	1	–	1	–	1	–	–	–	–	–	–
1052	26	30	68	1	8	38	13	12	25	12	7	4	–	2	1	–	1	–
1053	1	3	1	–	–	–	1	–	1	–	3	–	–	–	–	–	–	–
1061	3	3	–	–	–	–	–	1	–	3	1	–	–	1	–	–	–	–
1062	5	15	9	–	–	–	1	9	7	4	6	2	–	–	–	–	–	–
1063	7	2	2	–	–	–	–	1	1	7	1	–	–	–	1	–	–	–
1065	15	15	8	–	–	–	6	7	6	9	6	2	–	2	–	–	–	–
1066	23	24	29	3	1	3	8	12	21	11	11	4	–	–	–	1	–	1
1069	1	3	–	–	–	–	1	1	–	–	2	–	–	–	–	–	–	–
1071	409	302	387	86	85	154	234	171	206	87	39	22	2	5	5	–	2	–
1081	3	–	–	–	–	–	–	–	–	2	–	–	1	–	–	–	–	–
1091	31	19	21	–	1	–	17	12	15	13	5	5	1	1	1	–	–	–
1092	155	65	18	143	53	14	6	10	3	6	2	–	–	–	1	–	–	–
1093	–	–	1	–	–	–	–	–	–	–	–	–	–	–	1	–	–	–
1094	1	2	2	–	–	1	1	–	–	–	2	1	–	–	–	–	–	–
1095	–	1	–	–	–	–	–	–	–	–	1	–	–	–	–	–	–	–
1096	2	4	2	–	–	–	1	1	2	1	3	–	–	–	–	–	–	–
1099	7	7	2	–	–	1	3	2	–	4	5	1	–	–	–	–	–	–
1111	–	2	1	–	–	–	–	–	1	–	2	–	–	–	–	–	–	–
1113	1	2	1	–	–	–	1	1	1	–	1	–	–	–	–	–	–	–
1121	1	2	4	–	–	–	–	1	2	1	1	2	–	–	–	–	–	–
1122	38	43	40	21	32	27	11	7	12	6	4	–	–	–	1	–	–	–
1220	–	1	–	–	–	–	–	1	–	–	–	–	–	–	–	–	–	–
1311	6	12	8	–	–	1	3	11	6	3	1	1	–	–	–	–	–	–
1312	2	–	–	–	–	–	–	–	–	2	–	–	–	–	–	–	–	–
1313	–	1	–	–	–	–	–	–	–	–	–	–	–	1	–	–	–	–
1323	8	14	14	–	–	1	4	11	11	3	3	1	1	–	1	–	–	–
1340	1	–	–	–	–	–	1	–	–	–	–	–	–	–	–	–	–	–
1351	11	16	18	–	–	–	3	6	14	8	10	4	–	–	–	–	–	–
1354	–	1	4	–	–	–	–	–	3	–	1	1	–	–	–	–	–	–
1359	12	16	12	–	–	–	9	13	10	2	3	1	1	–	1	–	–	–
1411	36	14	11	–	–	–	14	9	10	21	4	1	1	1	–	–	–	–
1412	81	27	19	2	–	–	23	21	15	53	6	4	3	–	–	–	–	–
1413	26	4	4	–	–	–	2	1	4	23	2	–	1	–	–	–	1	–
1414	3	4	1	–	–	–	3	1	–	–	3	1	–	–	–	–	–	–
1422	–	1	–	–	–	–	–	1	–	–	–	–	–	–	–	–	–	–
1510	69	45	48	5	5	2	28	27	41	35	12	3	1	1	–	–	–	2
1521	3	3	–	–	–	–	2	–	–	1	3	–	–	–	–	–	–	–
1529	1	–	1	–	–	–	–	–	–	1	–	1	–	–	–	–	–	–
1531	3	1	3	–	–	–	2	1	3	1	–	–	–	–	–	–	–	–
1532	8	4	–	–	–	–	6	3	–	2	1	–	–	–	–	–	–	–
1533	14	10	13	–	–	–	6	4	10	8	5	3	–	1	–	–	–	–

Capítulo 53 - Mato Grosso do Sul

53.1 - Quantidade de acidentes do trabalho liquidados, por consequência, segundo a Classificação Nacional de Atividades Econômicas (CNAE), no estado do Mato Grosso do Sul - 2013/2015

(continuação)

CNAE	QUANTIDADE DE ACIDENTES DO TRABALHO LIQUIDADOS																	
	Total			Consequência														
				Assistência Médica			Menos de 15 dias			Mais de 15 dias			Incapacidade Permanente			Óbito		
	2013	2014	2015	2013	2014	2015	2013	2014	2015	2013	2014	2015	2013	2014	2015	2013	2014	2015
1539	16	5	2	–	–	–	13	5	2	3	–	–	–	–	–	–	–	–
1610	29	31	19	3	1	2	5	11	10	18	18	4	3	–	3	–	1	–
1621	17	6	5	–	1	–	4	4	3	13	1	2	–	–	–	–	–	–
1622	2	1	1	–	–	–	–	1	1	1	–	–	1	–	–	–	–	–
1623	4	9	5	–	–	–	–	2	3	3	7	1	1	–	1	–	–	–
1629	3	2	–	–	–	–	–	–	–	2	2	–	1	–	–	–	–	–
1710	105	110	115	69	59	62	20	34	42	13	17	9	1	–	1	2	–	1
1721	19	23	15	15	20	15	3	2	–	1	1	–	–	–	–	–	–	–
1731	–	1	–	–	–	–	–	–	–	–	1	–	–	–	–	–	–	–
1733	–	–	2	–	–	1	–	–	1	–	–	–	–	–	–	–	–	–
1741	4	1	4	–	–	–	3	–	3	1	1	1	–	–	–	–	–	–
1742	1	–	–	–	–	–	–	–	–	1	–	–	–	–	–	–	–	–
1749	19	50	27	1	2	1	15	41	20	3	6	6	–	1	–	–	–	–
1811	3	3	2	–	–	–	2	1	2	1	2	–	–	–	–	–	–	–
1812	–	8	2	–	–	–	–	–	–	–	8	2	–	–	–	–	–	–
1813	8	4	3	–	–	–	3	1	1	4	3	1	1	–	1	–	–	–
1821	1	1	2	–	–	–	–	–	1	1	1	1	–	–	–	–	–	–
1822	–	2	–	–	1	–	–	1	–	–	–	–	–	–	–	–	–	–
1910	–	–	1	–	–	–	–	–	–	–	–	1	–	–	–	–	–	–
1921	6	5	1	4	3	–	1	1	1	1	1	–	–	–	–	–	–	–
1922	–	–	1	–	–	–	–	–	1	–	–	–	–	–	–	–	–	–
1931	322	293	297	57	88	63	127	144	186	131	51	43	4	8	5	3	2	–
1932	2	8	4	–	1	–	2	3	3	–	3	1	–	1	–	–	–	–
2013	10	11	9	–	–	–	5	9	8	5	2	1	–	–	–	–	–	–
2019	10	5	–	8	5	–	1	–	–	1	–	–	–	–	–	–	–	–
2022	–	–	1	–	–	–	–	–	–	–	–	1	–	–	–	–	–	–
2029	1	1	1	–	–	–	–	–	1	1	1	–	–	–	–	–	–	–
2031	–	2	–	–	–	–	–	–	–	–	2	–	–	–	–	–	–	–
2061	1	2	–	–	–	–	–	1	–	1	1	–	–	–	–	–	–	–
2062	1	1	–	–	–	–	1	–	–	–	1	–	–	–	–	–	–	–
2063	–	1	–	–	–	–	–	–	–	–	1	–	–	–	–	–	–	–
2071	6	5	2	–	–	–	2	2	2	4	3	–	–	–	–	–	–	–
2093	4	–	4	1	–	–	3	–	4	–	–	–	–	–	–	–	–	–
2099	2	2	3	1	–	1	–	2	1	1	–	1	–	–	–	–	–	–
2110	–	–	1	–	–	–	–	–	1	–	–	–	–	–	–	–	–	–
2122	–	1	2	–	–	–	–	1	2	–	–	–	–	–	–	–	–	–
2211	–	2	–	–	–	–	–	–	–	–	2	–	–	–	–	–	–	–
2212	11	3	2	1	–	–	3	1	1	7	2	1	–	–	–	–	–	–
2219	–	7	16	–	–	–	–	–	–	–	7	16	–	–	–	–	–	–
2221	2	6	4	–	–	–	1	6	4	1	–	–	–	–	–	–	–	–
2222	55	51	46	7	5	5	26	37	34	21	8	5	1	–	2	–	1	–
2223	1	1	–	–	–	–	1	1	–	–	–	–	–	–	–	–	–	–
2229	34	25	16	–	1	1	22	11	13	11	13	2	1	–	–	–	–	–
2311	19	19	16	–	1	–	11	11	14	8	7	1	–	–	1	–	–	–
2319	–	–	1	–	–	–	–	–	1	–	–	–	–	–	–	–	–	–
2320	8	3	2	3	1	1	4	1	–	1	–	–	–	1	1	–	–	–
2330	62	45	30	–	–	2	18	25	25	41	18	2	3	2	–	–	–	1
2341	1	1	–	–	–	–	–	–	–	1	1	–	–	–	–	–	–	–
2342	50	18	12	2	–	–	14	5	6	31	12	4	2	1	2	1	–	–
2349	1	3	1	–	–	–	–	1	1	1	2	–	–	–	–	–	–	–
2391	5	3	3	–	–	–	1	2	2	4	1	1	–	–	–	–	–	–
2392	–	–	2	–	–	–	–	–	2	–	–	–	–	–	–	–	–	–
2411	17	20	10	–	–	–	7	10	8	9	8	–	1	2	1	–	–	1
2412	–	3	1	–	–	–	–	1	–	–	2	1	–	–	–	–	–	–
2422	–	1	–	–	–	–	–	–	–	–	1	–	–	–	–	–	–	–
2423	27	13	8	21	7	6	4	4	2	2	2	–	–	–	–	–	–	–
2424	6	7	3	–	1	–	4	4	2	2	2	1	–	–	–	–	–	–
2431	–	1	–	–	–	–	–	–	–	–	1	–	–	–	–	–	–	–
2439	1	–	–	–	–	–	–	–	–	1	–	–	–	–	–	–	–	–
2443	6	4	5	–	–	–	5	1	5	1	3	–	–	–	–	–	–	–
2449	–	–	1	–	–	–	–	–	–	–	–	1	–	–	–	–	–	–
2451	9	1	2	–	–	1	–	–	1	9	–	–	–	1	–	–	–	–
2511	32	27	14	4	1	1	7	13	7	20	13	5	1	–	1	–	–	–
2512	22	13	17	–	–	1	7	5	13	12	8	3	2	–	–	1	–	–
2513	2	–	–	–	–	–	2	–	–	–	–	–	–	–	–	–	–	–
2521	–	2	2	–	–	–	–	2	2	–	–	–	–	–	–	–	–	–
2522	–	1	–	–	–	–	–	1	–	–	–	–	–	–	–	–	–	–
2532	13	12	9	1	–	–	5	7	8	7	5	1	–	–	–	–	–	–
2539	8	9	7	–	1	–	2	4	7	6	4	–	–	–	–	–	–	–
2542	6	8	6	–	–	–	1	3	4	4	4	2	1	1	–	–	–	–
2543	9	5	1	–	1	–	2	2	1	6	2	–	1	–	–	–	–	–
2591	1	–	1	–	–	–	–	–	1	1	–	–	–	–	–	–	–	–
2592	3	1	2	–	–	1	1	–	–	1	1	1	–	–	–	1	–	–
2593	4	–	–	–	–	–	1	–	–	3	–	–	–	–	–	–	–	–
2599	12	8	6	–	–	–	6	3	4	4	5	2	2	–	–	–	–	–
2710	6	2	5	–	–	–	6	2	5	–	–	–	–	–	–	–	–	–
2721	–	1	1	–	–	–	–	–	–	–	1	1	–	–	–	–	–	–
2731	–	1	2	–	–	–	–	–	1	–	1	1	–	–	–	–	–	–
2732	–	–	1	–	–	–	–	–	1	–	–	–	–	–	–	–	–	–
2733	11	4	2	–	–	–	5	2	2	6	1	–	–	1	–	–	–	–
2740	–	–	2	–	–	–	–	–	2	–	–	–	–	–	–	–	–	–
2751	118	56	60	64	6	23	36	37	35	17	12	2	1	1	–	–	–	–

Capítulo 53 - Mato Grosso do Sul

53.1 - Quantidade de acidentes do trabalho liquidados, por consequência, segundo a Classificação Nacional de Atividades Econômicas (CNAE), no estado do Mato Grosso do Sul -2013/2015

(continuação)

CNAE	QUANTIDADE DE ACIDENTES DO TRABALHO LIQUIDADOS																	
	Total			Consequência														
				Assistência Médica			Menos de 15 dias			Mais de 15 dias			Incapacidade Permanente			Óbito		
	2013	2014	2015	2013	2014	2015	2013	2014	2015	2013	2014	2015	2013	2014	2015	2013	2014	2015
2759	1	–	1	–	–	–	–	–	1	1	–	–	–	–	–	–	–	–
2790	–	–	1	–	–	–	–	–	1	–	–	–	–	–	–	–	–	–
2811	–	2	1	–	–	–	–	–	1	–	2	–	–	–	–	–	–	–
2813	–	–	1	–	–	–	–	–	1	–	–	–	–	–	–	–	–	–
2822	–	1	–	–	–	–	–	1	–	–	–	–	–	–	–	–	–	–
2823	4	–	–	–	–	–	1	–	–	3	–	–	–	–	–	–	–	–
2829	6	4	4	–	1	–	5	2	4	1	1	–	–	–	–	–	–	–
2833	20	13	17	–	–	1	7	6	11	12	7	4	1	–	1	–	–	–
2840	3	3	3	–	–	–	2	3	3	1	–	–	–	–	–	–	–	–
2865	1	2	4	1	2	3	–	–	1	–	–	–	–	–	–	–	–	–
2869	3	5	1	–	–	–	1	2	1	2	3	–	–	–	–	–	–	–
2910	3	–	–	1	–	–	2	–	–	–	–	–	–	–	–	–	–	–
2930	16	14	3	–	–	–	6	9	1	10	5	2	–	–	–	–	–	–
2949	1	2	1	–	–	–	–	–	–	1	2	1	–	–	–	–	–	–
2950	3	2	1	–	–	–	–	–	1	3	2	–	–	–	–	–	–	–
3011	–	1	–	–	–	–	–	–	–	–	1	–	–	–	–	–	–	–
3092	1	–	–	–	–	–	–	–	–	1	–	–	–	–	–	–	–	–
3101	18	23	11	–	–	–	4	5	6	13	17	5	1	1	–	–	–	–
3102	20	26	20	3	2	1	9	23	16	8	1	3	–	–	–	–	–	–
3104	31	26	17	–	1	–	27	21	15	4	4	2	–	–	–	–	–	–
3230	–	1	3	–	–	–	–	–	1	–	1	2	–	–	–	–	–	–
3240	5	10	6	–	–	–	1	7	4	4	3	2	–	–	–	–	–	–
3250	2	1	–	–	–	–	–	–	–	2	1	–	–	–	–	–	–	–
3291	–	1	1	–	–	–	–	–	–	–	1	1	–	–	–	–	–	–
3292	3	3	1	–	–	–	–	–	–	3	3	1	–	–	–	–	–	–
3299	2	3	1	–	–	–	–	–	–	2	3	1	–	–	–	–	–	–
3311	2	1	9	–	1	5	2	–	4	–	–	–	–	–	–	–	–	–
3312	–	1	2	–	–	–	–	–	2	–	1	–	–	–	–	–	–	–
3313	2	1	1	–	1	–	1	–	1	1	–	–	–	–	–	–	–	–
3314	20	18	10	2	6	1	6	3	8	11	7	1	–	1	–	1	1	–
3316	–	1	–	–	–	–	–	–	–	–	1	–	–	–	–	–	–	–
3319	1	–	–	–	–	–	–	–	–	1	–	–	–	–	–	–	–	–
3321	2	1	2	–	–	–	–	–	2	2	1	–	–	–	–	–	–	–
3329	1	1	3	–	–	–	–	1	1	1	–	1	–	–	1	–	–	–
3511	8	15	13	3	5	1	5	3	5	–	7	7	–	–	–	–	–	–
3512	2	8	3	1	1	–	1	2	2	–	3	–	–	–	–	–	2	1
3513	1	–	–	1	–	–	–	–	–	–	–	–	–	–	–	–	–	–
3514	54	68	69	24	22	10	26	33	50	4	12	6	–	–	1	–	1	2
3520	–	–	1	–	–	–	–	–	1	–	–	–	–	–	–	–	–	–
3600	79	81	64	2	2	5	49	63	57	28	15	2	–	–	–	–	1	–
3702	3	6	1	–	1	–	2	2	1	1	3	–	–	–	–	–	–	–
3811	204	129	151	1	5	1	162	101	141	40	21	9	1	2	–	–	–	–
3812	–	–	2	–	–	–	–	–	2	–	–	–	–	–	–	–	–	–
3821	1	–	1	1	–	1	–	–	–	–	–	–	–	–	–	–	–	–
3822	4	3	–	–	–	–	1	2	–	3	1	–	–	–	–	–	–	–
3831	–	1	–	–	–	–	–	–	–	–	1	–	–	–	–	–	–	–
3832	1	5	4	–	–	–	–	3	4	1	2	–	–	–	–	–	–	–
3839	1	2	1	–	–	–	–	1	1	–	1	–	1	–	–	–	–	–
4110	40	18	14	–	–	–	17	13	11	19	5	2	4	–	1	–	–	–
4120	255	205	160	5	3	9	74	101	112	168	86	31	8	14	7	–	1	1
4211	82	87	41	10	–	3	31	50	27	29	31	5	8	5	4	4	1	2
4212	–	2	1	–	–	–	–	1	1	–	1	–	–	–	–	–	–	–
4213	1	6	2	–	–	–	1	3	2	–	2	–	–	1	–	–	–	–
4221	92	58	66	–	6	2	50	12	32	40	39	30	2	1	1	–	–	1
4222	7	3	3	–	–	1	3	1	1	4	2	–	–	–	1	–	–	–
4223	–	5	2	–	3	–	–	2	2	–	–	–	–	–	–	–	–	–
4292	95	37	13	67	12	–	7	15	9	21	8	4	–	2	–	–	–	–
4299	37	66	17	2	31	–	15	19	11	19	15	2	1	1	4	–	–	–
4311	–	1	–	–	–	–	–	–	–	–	1	–	–	–	–	–	–	–
4312	8	–	–	3	–	–	1	–	–	4	–	–	–	–	–	–	–	–
4313	39	36	31	3	9	5	10	16	18	23	8	7	2	3	1	1	–	–
4321	52	25	29	10	10	10	26	3	15	15	11	4	1	–	–	–	1	–
4322	27	5	5	2	2	–	19	2	5	6	1	–	–	–	–	–	–	–
4329	5	13	4	1	–	–	2	6	4	2	6	–	–	1	–	–	–	–
4330	33	20	15	1	2	–	8	12	10	23	5	4	1	–	1	–	1	–
4391	5	4	7	–	–	–	3	1	5	1	2	–	1	1	2	–	–	–
4399	44	30	31	5	–	2	11	13	24	25	13	4	3	4	1	–	–	–
4511	35	34	27	4	1	1	14	15	23	16	17	3	1	1	–	–	–	–
4512	1	2	2	–	–	–	–	1	–	1	1	2	–	–	–	–	–	–
4520	57	41	45	3	3	–	15	17	30	39	20	11	–	1	3	–	–	1
4530	93	92	83	1	2	4	21	48	56	67	36	19	4	5	3	–	1	1
4541	20	18	10	–	–	–	4	8	8	16	9	2	–	1	–	–	–	–
4543	–	1	–	–	–	–	–	–	–	–	1	–	–	–	–	–	–	–
4611	163	2	–	1	–	–	133	2	–	29	–	–	–	–	–	–	–	–
4617	–	1	–	–	–	–	–	–	–	–	1	–	–	–	–	–	–	–
4618	–	–	1	–	–	–	–	–	1	–	–	–	–	–	–	–	–	–
4619	2	–	1	–	–	–	1	–	1	1	–	–	–	–	–	–	–	–
4622	11	6	7	–	–	–	9	4	5	2	2	2	–	–	–	–	–	–
4623	55	45	37	2	2	2	25	24	27	26	18	7	2	–	–	–	1	1
4631	1	2	1	–	–	–	1	–	1	–	2	–	–	–	–	–	–	–
4632	16	5	4	–	–	–	10	3	4	6	2	–	–	–	–	–	–	–
4633	11	9	7	–	–	–	1	4	7	10	5	–	–	–	–	–	–	–

Capítulo 53 - Mato Grosso do Sul

53.1 - Quantidade de acidentes do trabalho liquidados, por consequência, segundo a Classificação Nacional de Atividades Econômicas (CNAE), no estado do Mato Grosso do Sul - 2013/2015

(continuação)

CNAE	QUANTIDADE DE ACIDENTES DO TRABALHO LIQUIDADOS																	
	Total			Consequência														
				Assistência Médica			Menos de 15 dias			Mais de 15 dias			Incapacidade Permanente			Óbito		
	2013	2014	2015	2013	2014	2015	2013	2014	2015	2013	2014	2015	2013	2014	2015	2013	2014	2015
4634	7	5	6	–	–	–	4	1	6	2	4	–	1	–	–	–	–	–
4635	36	35	30	5	6	6	13	15	18	18	12	5	–	1	1	–	1	–
4636	–	1	–	–	–	–	–	1	–	–	–	–	–	–	–	–	–	–
4637	7	7	5	–	–	–	4	4	4	3	3	1	–	–	–	–	–	–
4639	7	15	11	1	–	–	2	6	7	4	8	4	–	–	–	–	1	–
4642	–	1	–	–	–	–	–	1	–	–	–	–	–	–	–	–	–	–
4644	2	6	6	–	–	–	2	2	5	–	4	1	–	–	–	–	–	–
4645	2	1	3	–	–	2	1	1	–	1	–	1	–	–	–	–	–	–
4646	1	–	2	–	–	1	1	–	1	–	–	–	–	–	–	–	–	–
4649	–	2	5	–	–	–	–	2	3	–	–	2	–	–	–	–	–	–
4651	1	–	–	–	–	–	–	–	–	1	–	–	–	–	–	–	–	–
4652	–	–	1	–	–	–	–	–	–	–	–	1	–	–	–	–	–	–
4661	13	16	12	–	–	–	9	8	12	4	8	–	–	–	–	–	–	–
4662	4	9	3	–	–	–	3	7	2	1	1	1	–	–	–	–	1	–
4663	1	–	4	–	–	–	–	–	3	1	–	–	–	–	–	–	–	1
4665	2	–	1	2	–	–	–	–	1	–	–	–	–	–	–	–	–	–
4669	6	1	3	–	–	–	2	–	3	4	1	–	–	–	–	–	–	–
4671	12	5	1	1	–	–	2	1	–	7	4	1	1	–	–	1	–	–
4672	1	2	–	–	–	–	1	1	–	–	1	–	–	–	–	–	–	–
4679	8	9	10	2	3	1	–	5	9	6	1	–	–	–	–	–	–	–
4681	12	11	8	1	1	–	4	7	6	5	3	1	1	–	1	1	–	–
4682	11	7	17	1	–	1	6	7	16	4	–	–	–	–	–	–	–	–
4683	6	13	3	–	–	–	1	6	2	5	4	–	–	1	1	–	2	–
4684	2	2	1	–	–	–	–	–	1	2	2	–	–	–	–	–	–	–
4685	1	–	–	1	–	–	–	–	–	–	–	–	–	–	–	–	–	–
4686	1	–	4	–	–	–	1	–	3	–	–	1	–	–	–	–	–	–
4687	14	13	9	6	5	1	2	6	7	5	2	1	–	–	–	1	–	–
4689	2	3	2	–	–	–	1	1	1	–	1	1	1	1	–	–	–	–
4691	5	4	3	–	–	–	1	3	1	4	1	1	–	–	1	–	–	–
4692	–	1	1	–	–	–	–	–	1	–	–	–	–	1	–	–	–	–
4693	22	22	6	–	–	–	12	17	6	10	5	–	–	–	–	–	–	–
4711	234	232	251	1	14	10	110	143	206	122	73	31	1	2	4	–	–	–
4712	45	22	28	–	–	2	13	12	20	27	8	6	5	2	–	–	–	–
4713	40	25	16	4	–	–	19	21	14	16	4	2	1	–	–	–	–	–
4721	22	24	15	–	–	–	10	14	9	12	10	4	–	–	2	–	–	–
4722	14	16	11	–	–	–	5	8	6	9	8	5	–	–	–	–	–	–
4723	17	6	6	–	–	–	2	3	4	14	3	1	1	–	1	–	–	–
4724	5	7	6	1	–	–	2	3	5	1	4	–	1	–	–	–	–	1
4729	35	33	30	–	–	1	10	19	16	24	14	12	1	–	1	–	–	–
4731	63	52	44	2	1	2	19	21	30	40	27	9	1	2	2	1	1	1
4741	4	4	3	–	–	–	2	2	1	2	2	2	–	–	–	–	–	–
4742	11	11	13	1	–	1	6	5	8	4	6	3	–	–	1	–	–	–
4743	10	14	13	–	–	–	3	8	7	6	6	5	–	–	1	1	–	–
4744	179	115	106	–	5	2	59	46	74	116	58	28	3	5	2	1	1	–
4751	25	9	6	–	–	–	8	3	5	17	6	1	–	–	–	–	–	–
4752	14	11	4	–	–	–	1	4	3	13	5	1	–	2	–	–	–	–
4753	24	35	20	–	–	–	7	22	15	16	13	4	1	–	1	–	–	–
4754	21	18	10	1	–	–	10	10	9	9	7	1	1	–	–	–	1	–
4755	9	8	8	–	–	–	2	5	4	7	2	4	–	1	–	–	–	–
4756	–	–	1	–	–	–	–	–	–	–	–	1	–	–	–	–	–	–
4757	7	4	7	–	–	–	1	1	3	6	2	2	–	–	2	–	1	–
4759	10	10	7	–	–	–	3	4	5	7	5	2	–	1	–	–	–	–
4761	11	11	2	–	–	–	5	3	2	6	8	–	–	–	–	–	–	–
4763	3	5	7	–	–	–	1	3	5	2	2	2	–	–	–	–	–	–
4771	46	33	27	–	2	2	17	13	19	29	17	6	–	1	–	–	–	–
4772	2	5	2	–	–	–	1	–	–	1	5	1	–	–	1	–	–	–
4774	–	2	5	–	–	1	–	1	2	–	1	2	–	–	–	–	–	–
4781	59	34	36	3	3	2	21	16	26	35	15	6	–	–	2	–	–	–
4782	23	10	9	–	1	–	8	6	8	15	3	1	–	–	–	–	–	–
4783	–	2	1	–	–	1	–	–	–	–	2	–	–	–	–	–	–	–
4784	32	11	17	–	–	–	8	4	11	23	7	6	1	–	–	–	–	–
4785	2	–	–	–	–	–	–	–	–	2	–	–	–	–	–	–	–	–
4789	69	59	49	3	–	1	22	35	33	38	19	15	4	2	–	2	3	–
4911	24	26	11	9	11	4	8	10	6	7	5	–	–	–	1	–	–	–
4921	39	16	9	–	–	–	7	8	5	27	6	2	5	2	2	–	–	–
4922	22	16	15	2	2	3	4	7	7	10	5	3	4	1	2	2	1	–
4923	3	2	–	–	–	–	2	1	–	1	1	–	–	–	–	–	–	–
4924	3	3	4	–	–	–	–	–	3	2	3	1	1	–	–	–	–	–
4929	12	6	7	2	1	3	1	2	3	9	3	–	–	–	1	–	–	–
4930	291	224	210	20	35	39	77	76	122	175	100	38	14	9	6	5	4	5
4940	1	2	–	1	2	–	–	–	–	–	–	–	–	–	–	–	–	–
5021	9	8	9	2	–	2	1	3	6	6	5	–	–	–	–	–	–	1
5030	–	1	–	–	–	–	–	–	–	–	1	–	–	–	–	–	–	–
5099	–	–	1	–	–	–	–	–	–	–	–	1	–	–	–	–	–	–
5111	7	8	7	–	–	–	4	1	1	3	7	6	–	–	–	–	–	–
5112	–	–	1	–	–	–	–	–	–	–	–	1	–	–	–	–	–	–
5120	4	–	1	–	–	–	2	–	1	2	–	–	–	–	–	–	–	–
5211	16	16	14	–	–	–	4	5	7	12	11	6	–	–	–	–	–	1
5212	8	7	5	2	1	–	1	2	1	5	4	3	–	–	1	–	–	–
5221	–	7	17	–	–	2	–	5	12	–	2	2	–	–	–	–	–	1
5222	1	–	2	–	–	–	1	–	2	–	–	–	–	–	–	–	–	–
5223	2	2	3	–	–	–	–	2	2	2	–	1	–	–	–	–	–	–

Capítulo 53 - Mato Grosso do Sul

53.1 - Quantidade de acidentes do trabalho liquidados, por consequência, segundo a Classificação Nacional de Atividades Econômicas (CNAE), no estado do Mato Grosso do Sul - 2013/2015

(continuação)

CNAE	QUANTIDADE DE ACIDENTES DO TRABALHO LIQUIDADOS																	
	Total			Consequência														
				Assistência Médica			Menos de 15 dias			Mais de 15 dias			Incapacidade Permanente			Óbito		
	2013	2014	2015	2013	2014	2015	2013	2014	2015	2013	2014	2015	2013	2014	2015	2013	2014	2015
5229	6	3	–	–	–	–	3	1	–	1	2	–	1	–	–	1	–	–
5231	–	1	2	–	1	–	–	–	1	–	–	1	–	–	–	–	–	–
5232	1	–	–	–	–	–	–	–	–	1	–	–	–	–	–	–	–	–
5240	6	9	6	1	–	–	1	7	4	4	2	2	–	–	–	–	–	–
5250	8	2	1	4	–	–	3	2	1	1	–	–	–	–	–	–	–	–
5310	207	153	123	50	40	31	112	96	86	44	15	4	1	2	2	–	–	–
5320	11	14	17	–	–	1	2	4	12	8	9	2	1	–	1	–	1	1
5510	45	32	30	1	1	1	7	10	19	36	19	9	1	2	1	–	–	–
5590	1	2	2	–	–	–	–	–	1	1	2	1	–	–	–	–	–	–
5611	128	93	109	3	2	1	52	52	85	69	36	19	4	2	3	–	1	1
5612	–	5	4	–	–	1	–	4	2	–	1	1	–	–	–	–	–	–
5620	61	57	38	12	15	11	20	31	22	29	11	5	–	–	–	–	–	–
5811	–	1	1	–	–	–	–	1	1	–	–	–	–	–	–	–	–	–
5812	–	1	–	–	–	–	–	1	–	–	–	–	–	–	–	–	–	–
5821	–	1	1	–	–	–	–	–	1	–	1	–	–	–	–	–	–	–
5822	2	2	3	–	–	1	1	1	2	1	1	–	–	–	–	–	–	–
5829	5	–	2	–	–	–	1	–	2	4	–	–	–	–	–	–	–	–
5911	–	1	–	–	–	–	–	–	–	–	1	–	–	–	–	–	–	–
5914	5	3	2	–	–	–	4	3	1	1	–	–	–	–	1	–	–	–
6010	4	–	3	–	–	1	1	–	1	3	–	1	–	–	–	–	–	–
6021	6	8	9	1	–	–	4	7	8	1	1	1	–	–	–	–	–	–
6110	14	6	9	–	–	–	7	3	4	6	3	4	–	–	1	1	–	–
6120	4	3	8	–	–	–	3	2	7	1	1	1	–	–	–	–	–	–
6141	8	5	–	–	–	–	6	2	–	2	3	–	–	–	–	–	–	–
6142	2	–	–	–	–	–	–	–	–	2	–	–	–	–	–	–	–	–
6143	1	–	–	–	–	–	–	–	–	1	–	–	–	–	–	–	–	–
6190	4	2	4	–	–	–	1	–	2	2	2	2	–	–	–	1	–	–
6201	1	12	13	–	–	–	–	–	3	1	12	10	–	–	–	–	–	–
6203	4	1	1	–	–	–	1	–	–	3	1	1	–	–	–	–	–	–
6204	1	1	2	–	1	–	1	–	2	–	–	–	–	–	–	–	–	–
6209	4	4	9	–	1	–	2	3	8	2	–	1	–	–	–	–	–	–
6311	2	–	1	–	–	–	–	–	1	2	–	–	–	–	–	–	–	–
6319	1	–	–	–	–	–	–	–	–	1	–	–	–	–	–	–	–	–
6399	2	–	1	–	–	–	–	–	1	2	–	–	–	–	–	–	–	–
6421	5	3	2	–	–	–	3	2	1	2	1	1	–	–	–	–	–	–
6422	42	41	51	–	–	1	20	36	46	20	5	4	2	–	–	–	–	–
6423	2	4	3	–	–	–	2	3	3	–	–	–	–	1	–	–	–	–
6424	1	–	1	–	–	–	–	–	1	1	–	–	–	–	–	–	–	–
6436	–	1	1	–	–	–	–	1	1	–	–	–	–	–	–	–	–	–
6463	–	–	1	–	–	–	–	–	1	–	–	–	–	–	–	–	–	–
6491	1	1	–	–	–	–	–	1	–	–	–	–	1	–	–	–	–	–
6493	–	–	1	–	–	–	–	–	1	–	–	–	–	–	–	–	–	–
6511	1	1	–	–	–	–	1	1	–	–	–	–	–	–	–	–	–	–
6550	19	14	9	2	5	–	10	6	9	6	3	–	1	–	–	–	–	–
6613	–	3	–	–	–	–	–	3	–	–	–	–	–	–	–	–	–	–
6619	1	1	1	–	–	–	–	1	–	1	–	1	–	–	–	–	–	–
6621	–	–	1	–	–	–	–	–	–	–	–	1	–	–	–	–	–	–
6622	3	–	–	–	–	–	2	–	–	1	–	–	–	–	–	–	–	–
6629	–	–	1	–	–	–	–	–	–	–	–	1	–	–	–	–	–	–
6630	1	2	2	–	–	–	–	–	–	1	2	2	–	–	–	–	–	–
6810	9	5	6	–	–	–	2	1	6	6	4	–	1	–	–	–	–	–
6821	3	2	2	–	–	–	–	1	1	3	1	–	–	–	1	–	–	–
6822	7	4	4	–	–	–	2	2	3	5	1	1	–	1	–	–	–	–
6911	7	3	4	1	–	–	5	3	3	1	–	1	–	–	–	–	–	–
6912	1	2	3	–	–	–	1	1	2	–	1	–	–	–	–	–	–	1
6920	18	20	19	1	2	3	8	9	10	9	9	5	–	–	1	–	–	–
7020	11	6	10	–	1	1	8	1	8	3	3	1	–	1	–	–	–	–
7111	2	–	4	–	–	–	–	–	1	1	–	3	1	–	–	–	–	–
7112	38	36	28	4	8	–	14	13	22	18	14	6	2	1	–	–	–	–
7119	6	14	3	1	7	1	2	3	1	3	3	1	–	1	–	–	–	–
7120	–	1	4	–	–	–	–	1	2	–	–	1	–	–	1	–	–	–
7210	22	30	26	8	10	12	11	18	14	3	2	–	–	–	–	–	–	–
7311	2	3	1	–	–	–	–	2	1	2	1	–	–	–	–	–	–	–
7312	–	–	2	–	–	–	–	–	2	–	–	–	–	–	–	–	–	–
7319	5	6	6	–	–	–	–	3	3	5	3	3	–	–	–	–	–	–
7320	2	–	–	–	–	–	2	–	–	–	–	–	–	–	–	–	–	–
7410	–	2	–	–	–	–	–	–	–	–	2	–	–	–	–	–	–	–
7420	1	1	–	–	–	–	–	–	–	1	1	–	–	–	–	–	–	–
7490	9	4	10	5	1	1	3	2	5	1	1	4	–	–	–	–	–	–
7500	1	2	–	–	–	–	–	1	–	1	1	–	–	–	–	–	–	–
7711	10	8	8	2	1	1	4	6	5	4	–	1	–	–	1	–	1	–
7722	1	–	1	–	–	1	–	–	–	1	–	–	–	–	–	–	–	–
7723	2	–	3	–	–	–	1	–	3	1	–	–	–	–	–	–	–	–
7729	2	3	2	–	–	–	–	–	–	2	3	1	–	–	1	–	–	–
7731	1	2	1	–	–	–	–	1	1	1	1	–	–	–	–	–	–	–
7732	15	24	10	–	2	1	6	15	6	9	7	3	–	–	–	–	–	–
7733	–	–	2	–	–	–	–	–	1	–	–	1	–	–	–	–	–	–
7739	5	4	10	–	1	–	2	1	9	3	2	1	–	–	–	–	–	–
7810	12	2	4	–	–	–	–	2	2	11	–	2	1	–	–	–	–	–
7820	32	14	9	1	2	–	9	8	7	19	4	2	3	–	–	–	–	–
7830	6	2	3	–	–	–	1	2	1	5	–	2	–	–	–	–	–	–
7911	7	4	3	–	–	–	2	1	2	5	3	1	–	–	–	–	–	–

Capítulo 53 - Mato Grosso do Sul

53.1 - Quantidade de acidentes do trabalho liquidados, por consequência, segundo a Classificação Nacional de Atividades Econômicas (CNAE), no estado do Mato Grosso do Sul - 2013/2015

(conclusão)

CNAE	QUANTIDADE DE ACIDENTES DO TRABALHO LIQUIDADOS																	
	Total			Consequência														
				Assistência Médica			Menos de 15 dias			Mais de 15 dias			Incapacidade Permanente			Óbito		
	2013	2014	2015	2013	2014	2015	2013	2014	2015	2013	2014	2015	2013	2014	2015	2013	2014	2015
7912	–	–	1	–	–	–	–	–	–	–	–	–	–	–	1	–	–	–
7990	2	1	1	–	–	–	1	–	1	1	1	–	–	–	–	–	–	–
8011	43	21	22	–	–	1	12	9	17	29	10	4	2	2	–	–	–	–
8012	49	26	11	1	–	1	34	20	7	11	6	2	2	–	1	1	–	–
8020	19	14	11	–	–	–	6	6	8	13	7	3	–	1	–	–	–	–
8030	1	5	2	–	–	–	–	–	–	1	5	2	–	–	–	–	–	–
8111	8	6	3	–	–	–	5	4	2	3	2	–	–	–	–	–	–	1
8112	59	25	41	1	1	1	24	14	35	34	10	5	–	–	–	–	–	–
8121	68	40	27	10	11	4	19	18	23	39	7	–	–	4	–	–	–	–
8122	4	6	1	–	–	–	1	3	1	2	3	–	1	–	–	–	–	–
8129	44	20	22	11	2	3	22	14	18	11	3	1	–	1	–	–	–	–
8130	1	4	4	–	–	–	–	1	2	–	3	2	1	–	–	–	–	–
8211	42	11	9	2	–	–	16	7	6	23	4	3	1	–	–	–	–	–
8219	11	16	9	–	1	1	7	10	8	4	4	–	–	1	–	–	–	–
8220	107	96	94	–	1	–	71	73	88	36	22	6	–	–	–	–	–	–
8230	4	3	5	–	–	–	2	3	5	2	–	–	–	–	–	–	–	–
8291	6	10	9	1	–	–	4	7	7	1	3	2	–	–	–	–	–	–
8292	–	1	–	–	–	–	–	1	–	–	–	–	–	–	–	–	–	–
8299	42	48	17	5	6	1	15	31	15	21	8	1	1	3	–	–	–	–
8411	258	138	114	27	35	18	59	73	68	161	23	20	10	6	8	1	1	–
8412	–	2	2	–	–	–	–	1	2	–	1	–	–	–	–	–	–	–
8413	–	–	1	–	–	–	–	–	1	–	–	–	–	–	–	–	–	–
8422	1	2	2	–	2	–	1	–	2	–	–	–	–	–	–	–	–	–
8423	–	1	–	–	–	–	–	–	–	–	1	–	–	–	–	–	–	–
8511	20	90	87	–	2	–	16	17	31	4	70	56	–	1	–	–	–	–
8512	5	3	6	–	–	–	1	1	4	4	2	2	–	–	–	–	–	–
8513	8	11	13	1	–	–	3	5	6	4	6	7	–	–	–	–	–	–
8520	40	31	23	3	2	–	21	21	21	16	6	2	–	1	–	–	1	–
8531	5	7	7	–	–	–	–	2	3	5	5	3	–	–	1	–	–	–
8532	16	23	18	–	1	1	10	18	17	6	4	–	–	–	–	–	–	–
8533	20	24	18	–	–	2	17	22	16	3	2	–	–	–	–	–	–	–
8541	–	1	1	–	–	–	–	1	1	–	–	–	–	–	–	–	–	–
8550	–	–	1	–	–	–	–	–	1	–	–	–	–	–	–	–	–	–
8593	–	2	1	–	–	–	–	–	–	–	1	1	–	1	–	–	–	–
8599	40	25	17	3	1	3	20	17	13	17	7	1	–	–	–	–	–	–
8610	852	794	728	481	447	476	270	293	235	101	49	12	–	5	5	–	–	–
8630	29	37	16	3	1	2	17	30	13	8	6	1	1	–	–	–	–	–
8640	36	63	104	13	34	69	11	21	31	12	8	4	–	–	–	–	–	–
8650	4	25	24	–	20	22	4	4	2	–	1	–	–	–	–	–	–	–
8660	1	10	73	–	5	61	–	5	12	1	–	–	–	–	–	–	–	–
8690	17	21	19	9	12	8	3	9	11	5	–	–	–	–	–	–	–	–
8711	11	2	5	–	–	1	3	1	4	8	1	–	–	–	–	–	–	–
8712	3	1	1	–	–	1	1	–	–	1	1	–	–	–	–	1	–	–
8720	2	–	2	1	–	–	1	–	1	–	–	–	–	–	1	–	–	–
8730	5	–	–	–	–	–	1	–	–	4	–	–	–	–	–	–	–	–
8800	34	20	23	1	1	–	26	17	21	7	2	2	–	–	–	–	–	–
9001	1	–	–	–	–	–	–	–	–	–	–	–	1	–	–	–	–	–
9002	–	1	–	–	–	–	–	1	–	–	–	–	–	–	–	–	–	–
9003	–	1	–	–	–	–	–	–	–	–	1	–	–	–	–	–	–	–
9311	–	–	1	–	–	–	–	–	–	–	–	1	–	–	–	–	–	–
9312	7	7	2	–	–	–	1	2	1	5	5	1	1	–	–	–	–	–
9313	2	2	4	–	–	1	–	–	2	2	2	1	–	–	–	–	–	–
9319	4	2	2	–	–	–	1	2	–	3	–	2	–	–	–	–	–	–
9321	–	1	1	–	1	–	–	–	1	–	–	–	–	–	–	–	–	–
9329	7	2	1	–	–	–	2	2	–	5	–	1	–	–	–	–	–	–
9411	10	14	–	1	1	–	5	10	–	4	3	–	–	–	–	–	–	–
9412	3	4	5	–	–	–	–	4	4	3	–	1	–	–	–	–	–	–
9420	10	7	7	1	–	–	7	6	6	2	1	1	–	–	–	–	–	–
9430	46	27	32	2	2	2	22	12	22	21	11	7	1	2	–	–	–	1
9491	10	7	3	–	–	1	3	3	2	6	3	–	1	1	–	–	–	–
9492	1	–	–	–	–	–	–	–	–	1	–	–	–	–	–	–	–	–
9493	1	1	–	–	–	–	–	–	–	1	1	–	–	–	–	–	–	–
9499	2	4	8	–	–	–	2	2	7	–	2	1	–	–	–	–	–	–
9511	4	8	3	–	–	–	2	7	2	2	1	1	–	–	–	–	–	–
9512	1	2	–	–	–	–	–	1	–	1	–	–	–	1	–	–	–	–
9521	7	5	1	–	–	–	2	2	–	5	3	–	–	–	1	–	–	–
9529	1	2	5	–	–	–	–	1	1	1	1	4	–	–	–	–	–	–
9601	8	3	4	–	–	–	2	1	3	6	2	1	–	–	–	–	–	–
9602	8	3	5	–	–	–	1	–	4	7	2	1	–	1	–	–	–	–
9603	22	13	18	2	1	2	8	8	14	12	4	1	–	–	–	–	–	1
9609	3	–	1	–	–	–	–	–	–	3	–	1	–	–	–	–	–	–
9700	4	2	2	–	–	–	3	2	2	1	–	–	–	–	–	–	–	–
9900	–	1	–	–	–	–	–	–	–	–	1	–	–	–	–	–	–	–
Ignorado	538	2.026	1.708	2	–	1	79	55	97	391	1.912	1.543	65	56	66	1	3	1

Fonte: DATAPREV, CAT, SUB.

Nota: Os dados são preliminares, estando sujeitos a correções.

Capítulo 53 - Mato Grosso do Sul

53.2 - Quantidade mensal de acidentes do trabalho liquidados, por consequência, no estado do Mato Grosso do Sul - 2013/2015

MESES	QUANTIDADE DE ACIDENTES DO TRABALHO LIQUIDADOS																	
	Total			Consequência														
				Assistência Médica			Menos de 15 dias			Mais de 15 dias			Incapacidade Permanente			Óbito		
	2013	2014	2015	2013	2014	2015	2013	2014	2015	2013	2014	2015	2013	2014	2015	2013	2014	2015
TOTAL	**11.832**	**11.290**	**10.067**	**1.960**	**1.684**	**1.708**	**4.490**	**4.511**	**5.150**	**5.071**	**4.783**	**2.942**	**261**	**248**	**222**	**50**	**64**	**45**
Janeiro	965	908	828	165	128	126	394	354	371	383	401	310	19	17	16	4	8	5
Fevereiro	925	927	777	179	135	115	325	371	368	391	393	272	26	21	19	4	7	3
Março	939	964	900	169	152	150	348	386	461	393	400	266	26	21	20	3	5	3
Abril	1.035	931	804	175	143	137	387	353	398	450	398	236	21	30	32	2	7	1
Maio	1.040	1.044	845	171	140	148	385	399	444	447	482	218	34	16	31	3	7	4
Junho	1.015	852	851	184	143	140	382	327	470	419	368	212	25	11	26	5	3	3
Julho	1.090	1.005	895	141	166	156	417	371	482	506	444	237	22	19	15	4	5	5
Agosto	1.035	1.066	917	176	130	151	398	430	465	437	477	277	17	23	17	7	6	7
Setembro	1.064	1.002	769	174	147	153	405	428	405	465	405	206	19	17	5	1	5	–
Outubro	1.038	1.056	871	176	157	164	381	443	446	459	419	238	17	31	14	5	6	9
Novembro	881	855	841	123	147	127	345	329	434	385	356	263	22	20	14	6	3	3
Dezembro	805	680	769	127	96	141	323	320	406	336	240	207	13	22	13	6	2	2

Fonte: DATAPREV, CAT, SUB.
Nota: Os dados são preliminares, estando sujeitos a correções.

DISTRIBUIÇÃO DE ACIDENTES DO TRABALHO LIQUIDADOS, POR CONSEQUÊNCIA, NO ESTADO DO MATO GROSSO DO SUL - 2015

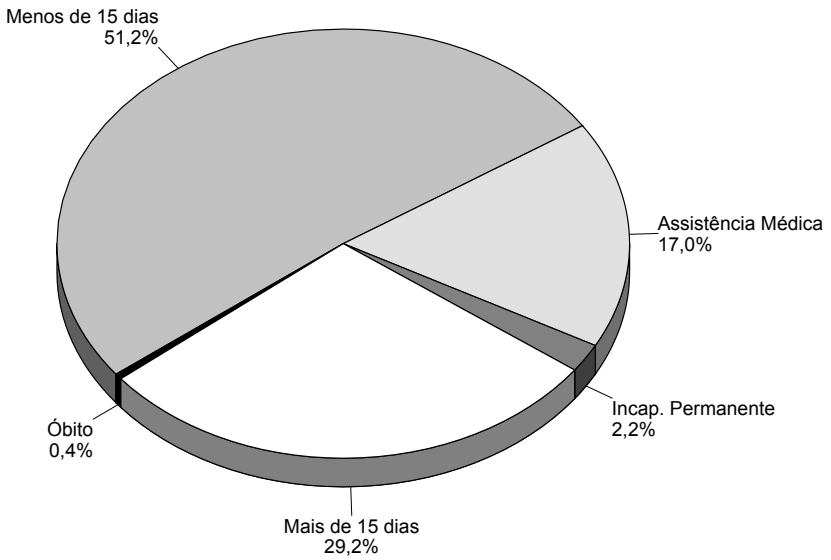

Fonte: DATAPREV, CAT, SUB.

Capítulo 54 - Mato Grosso

54.1 - Quantidade de acidentes do trabalho liquidados, por consequência, segundo a Classificação Nacional de Atividades Econômicas (CNAE), no estado do Mato Grosso - 2013/2015

(continua)

CNAE	QUANTIDADE DE ACIDENTES DO TRABALHO LIQUIDADOS																	
	Total			Consequência														
				Assistência Médica			Menos de 15 dias			Mais de 15 dias			Incapacidade Permanente			Óbito		
	2013	2014	2015	2013	2014	2015	2013	2014	2015	2013	2014	2015	2013	2014	2015	2013	2014	2015
TOTAL	**14.433**	**14.297**	**12.511**	**1.920**	**1.858**	**1.734**	**6.098**	**6.726**	**7.486**	**6.031**	**5.354**	**2.991**	**271**	**229**	**197**	**113**	**130**	**103**
0111	85	103	69	4	3	5	57	63	43	22	36	17	1	–	1	1	1	3
0112	83	232	169	1	1	3	63	66	54	16	164	110	1	1	1	2	–	1
0113	47	28	42	1	1	1	26	17	37	18	8	3	2	2	–	–	–	1
0114	1	–	–	–	–	–	1	–	–	–	–	–	–	–	–	–	–	–
0115	725	717	659	25	18	26	473	575	587	209	109	36	9	3	–	9	12	10
0116	13	17	5	1	–	–	7	16	5	5	–	–	–	–	–	–	1	–
0119	10	12	5	–	1	–	9	8	4	1	3	1	–	–	–	–	–	–
0121	–	31	44	–	–	–	–	–	2	–	31	42	–	–	–	–	–	–
0122	6	–	–	1	–	–	4	–	–	–	–	–	–	–	–	1	–	–
0132	–	1	–	–	–	–	–	–	–	–	1	–	–	–	–	–	–	–
0133	1	2	1	1	1	–	–	1	1	–	–	–	–	–	–	–	–	–
0134	1	6	1	–	–	–	1	–	1	–	6	–	–	–	–	–	–	–
0139	10	11	12	–	–	–	6	4	7	3	7	5	–	–	–	1	–	–
0141	191	178	220	3	2	6	127	119	188	59	53	23	–	2	–	2	2	3
0142	1	–	–	–	–	–	1	–	–	–	–	–	–	–	–	–	–	–
0151	470	362	340	6	5	8	210	240	285	250	109	45	2	2	–	2	6	2
0152	1	–	–	–	–	–	–	–	–	1	–	–	–	–	–	–	–	–
0153	–	2	–	–	–	–	–	1	–	–	–	–	–	–	–	–	1	–
0154	12	22	21	1	2	–	9	16	19	2	4	1	–	–	–	–	–	1
0155	22	42	20	2	–	1	14	37	16	6	4	3	–	–	–	–	1	–
0159	3	2	4	–	–	–	2	1	2	1	1	1	–	–	–	–	–	1
0161	125	87	202	37	16	2	53	48	184	33	15	11	1	3	2	1	5	3
0162	22	17	19	–	–	–	15	11	16	5	6	2	1	–	1	1	–	–
0163	8	11	10	–	1	1	5	8	8	3	2	1	–	–	–	–	–	–
0210	31	34	26	–	–	–	11	24	25	19	10	1	1	–	–	–	–	–
0220	32	40	20	3	2	–	8	22	14	20	12	4	1	1	2	–	3	–
0230	16	29	19	–	–	2	8	20	13	8	8	3	–	–	1	–	1	–
0322	6	5	5	–	–	–	1	4	4	4	–	1	–	–	–	1	1	–
0600	–	2	–	–	2	–	–	–	–	–	–	–	–	–	–	–	–	–
0710	1	–	–	–	–	–	–	–	–	1	–	–	–	–	–	–	–	–
0723	–	1	3	–	–	–	–	1	2	–	–	–	–	–	–	–	–	1
0724	57	35	21	25	15	9	9	11	10	21	8	1	1	1	1	1	–	–
0729	–	–	1	–	–	–	–	–	1	–	–	–	–	–	–	–	–	–
0810	41	34	35	2	1	–	18	18	31	20	15	3	–	–	–	1	–	1
0891	23	22	16	1	–	–	12	17	14	10	3	2	–	1	–	–	1	–
0893	1	–	–	–	–	–	–	–	–	1	–	–	–	–	–	–	–	–
0899	16	22	16	–	–	–	12	21	16	4	1	–	–	–	–	–	–	–
0910	–	3	1	–	3	1	–	–	–	–	–	–	–	–	–	–	–	–
1011	1.476	1.151	968	499	379	349	574	643	568	396	120	42	5	6	5	2	3	4
1012	551	606	481	187	322	207	256	222	241	105	56	30	2	5	2	1	1	1
1013	52	31	21	19	2	1	9	21	20	23	8	–	–	–	–	1	–	–
1020	7	–	1	–	–	–	1	–	1	6	–	–	–	–	–	–	–	–
1031	1	1	1	–	–	–	–	–	–	1	1	1	–	–	–	–	–	–
1032	2	–	–	–	–	–	–	–	–	1	–	–	1	–	–	–	–	–
1033	1	–	–	–	–	–	–	–	–	1	–	–	–	–	–	–	–	–
1041	50	69	47	22	30	17	12	30	25	15	8	1	1	–	3	–	1	1
1042	15	19	18	6	6	3	4	9	13	4	4	1	1	–	1	–	–	–
1051	1	2	–	–	–	–	1	1	–	–	1	–	–	–	–	–	–	–
1052	46	39	56	1	–	3	28	23	48	17	14	5	–	1	–	–	1	–
1053	2	3	1	–	–	–	–	3	1	2	–	–	–	–	–	–	–	–
1061	25	15	11	–	1	–	15	6	8	9	7	3	–	–	–	1	1	–
1062	2	6	2	–	–	–	–	4	2	2	2	–	–	–	–	–	–	–
1065	–	–	3	–	–	–	–	–	3	–	–	–	–	–	–	–	–	–
1066	51	40	43	6	3	1	20	23	39	24	13	1	1	1	2	–	–	–
1069	16	9	26	–	1	1	6	3	21	8	5	4	2	–	–	–	–	–
1071	77	12	62	20	–	15	53	9	46	4	3	1	–	–	–	–	–	–
1081	6	6	6	–	–	–	4	5	5	2	–	1	–	–	–	–	1	–
1091	42	42	30	1	3	–	18	27	28	22	12	2	1	–	–	–	–	–
1093	–	–	1	–	–	–	–	–	1	–	–	–	–	–	–	–	–	–
1094	1	–	1	–	–	–	–	–	1	1	–	–	–	–	–	–	–	–
1095	5	5	1	–	–	–	2	3	1	3	2	–	–	–	–	–	–	–
1096	–	2	–	–	–	–	–	1	–	–	1	–	–	–	–	–	–	–
1099	13	15	5	–	–	–	5	11	3	8	3	2	–	1	–	–	–	–
1111	–	4	4	–	–	–	–	–	3	–	4	1	–	–	–	–	–	–
1112	–	1	–	–	–	–	–	–	–	–	1	–	–	–	–	–	–	–
1113	63	39	34	27	17	6	26	16	23	10	4	4	–	–	–	–	2	1
1121	11	15	26	–	1	–	8	10	22	3	4	4	–	–	–	–	–	–
1122	100	62	43	5	3	–	78	47	40	17	9	3	–	1	–	–	2	–
1311	33	36	32	–	1	–	18	26	27	12	7	5	3	–	–	–	2	–
1321	38	9	–	2	–	–	24	7	–	12	2	–	–	–	–	–	–	–
1351	–	1	–	–	–	–	–	–	–	–	1	–	–	–	–	–	–	–
1352	3	3	1	–	–	–	1	1	1	2	2	–	–	–	–	–	–	–
1354	1	–	–	–	–	–	–	–	–	1	–	–	–	–	–	–	–	–
1359	8	5	1	–	–	–	6	5	1	2	–	–	–	–	–	–	–	–
1411	1	–	2	–	–	–	–	–	1	1	–	1	–	–	–	–	–	–
1412	7	4	4	–	–	–	1	1	3	6	3	1	–	–	–	–	–	–
1413	14	7	–	1	1	–	5	4	–	8	2	–	–	–	–	–	–	–
1414	4	1	5	–	–	–	2	–	4	2	1	1	–	–	–	–	–	–

Capítulo 54 - Mato Grosso

54.1 - Quantidade de acidentes do trabalho liquidados, por consequência, segundo a Classificação Nacional de Atividades Econômicas (CNAE), no estado do Mato Grosso - 2013/2015

(continuação)

CNAE	QUANTIDADE DE ACIDENTES DO TRABALHO LIQUIDADOS																	
	Total			Consequência														
				Assistência Médica			Menos de 15 dias			Mais de 15 dias			Incapacidade Permanente			Óbito		
	2013	2014	2015	2013	2014	2015	2013	2014	2015	2013	2014	2015	2013	2014	2015	2013	2014	2015
1422	–	–	2	–	–	–	–	–	2	–	–	–	–	–	–	–	–	–
1510	83	68	60	7	6	11	36	45	44	38	17	4	2	–	–	–	–	1
1531	–	1	–	–	–	–	–	–	–	–	1	–	–	–	–	–	–	–
1539	–	1	–	–	–	–	–	–	–	–	1	–	–	–	–	–	–	–
1610	390	279	225	13	6	8	118	125	165	235	140	40	21	7	9	3	1	3
1621	34	26	17	–	–	–	4	13	17	29	13	–	1	–	–	–	–	–
1622	25	11	16	–	–	–	8	6	15	14	3	1	3	2	–	–	–	–
1623	1	–	–	–	–	–	–	–	–	1	–	–	–	–	–	–	–	–
1629	19	10	5	–	–	–	4	5	3	14	5	2	1	–	–	–	–	–
1721	–	1	1	–	–	–	–	–	–	–	1	1	–	–	–	–	–	–
1731	2	–	1	–	–	–	1	–	1	1	–	–	–	–	–	–	–	–
1733	1	–	1	–	–	–	–	–	–	1	–	1	–	–	–	–	–	–
1741	1	1	1	–	–	–	–	–	1	1	1	–	–	–	–	–	–	–
1742	3	–	2	–	–	–	–	–	2	3	–	–	–	–	–	–	–	–
1749	–	1	–	–	–	–	–	–	–	–	1	–	–	–	–	–	–	–
1811	3	1	3	–	–	–	2	–	2	1	1	1	–	–	–	–	–	–
1812	–	4	3	–	–	–	–	–	–	–	4	3	–	–	–	–	–	–
1813	7	14	6	–	1	–	3	8	5	4	5	1	–	–	–	–	–	–
1821	1	1	–	–	–	–	–	1	–	1	–	–	–	–	–	–	–	–
1822	1	–	–	–	–	–	–	–	–	–	–	–	1	–	–	–	–	–
1910	–	1	–	–	–	–	–	–	–	–	1	–	–	–	–	–	–	–
1921	1	2	–	–	–	–	1	1	–	–	–	–	–	–	–	–	1	–
1931	181	150	95	32	18	11	117	114	76	27	12	6	3	3	–	2	3	2
1932	35	12	8	3	2	–	23	5	7	9	5	1	–	–	–	–	–	–
2013	25	52	59	2	3	10	12	40	47	10	8	2	1	–	–	–	1	–
2021	–	2	1	–	–	–	–	–	–	–	2	1	–	–	–	–	–	–
2022	–	2	–	–	–	–	–	–	–	–	2	–	–	–	–	–	–	–
2029	4	3	–	–	–	–	3	–	–	1	3	–	–	–	–	–	–	–
2031	–	–	1	–	–	–	–	–	–	–	–	1	–	–	–	–	–	–
2040	–	1	1	–	–	–	–	–	–	–	1	1	–	–	–	–	–	–
2061	–	5	–	–	3	–	–	2	–	–	–	–	–	–	–	–	–	–
2062	5	3	–	–	–	–	1	1	–	4	2	–	–	–	–	–	–	–
2071	1	5	6	–	–	–	1	3	6	–	2	–	–	–	–	–	–	–
2073	2	–	–	–	–	–	1	–	–	–	–	–	–	–	–	1	–	–
2091	–	–	1	–	–	–	–	–	–	–	–	1	–	–	–	–	–	–
2099	1	3	–	–	–	–	1	3	–	–	–	–	–	–	–	–	–	–
2110	1	–	–	–	–	–	–	–	–	1	–	–	–	–	–	–	–	–
2121	–	–	1	–	–	–	–	–	–	–	–	1	–	–	–	–	–	–
2122	1	1	1	–	–	1	1	1	–	–	–	–	–	–	–	–	–	–
2212	16	16	17	2	–	–	6	11	10	8	4	7	–	1	–	–	–	–
2219	6	29	35	–	–	–	2	7	6	4	22	29	–	–	–	–	–	–
2221	9	9	14	–	–	–	6	5	11	3	4	1	–	–	2	–	–	–
2222	29	9	9	–	1	1	11	6	7	17	1	–	1	1	–	–	–	1
2223	3	–	1	1	–	–	1	–	1	1	–	–	–	–	–	–	–	–
2229	14	9	2	–	–	–	7	8	1	6	1	1	–	–	–	1	–	–
2311	14	14	25	–	–	2	6	12	21	8	2	2	–	–	–	–	–	–
2320	9	11	3	4	9	2	4	1	1	1	1	–	–	–	–	–	–	–
2330	97	81	48	1	1	–	33	41	42	58	33	5	4	4	1	1	2	–
2341	3	2	3	–	–	–	–	–	2	3	2	1	–	–	–	–	–	–
2342	92	46	40	3	–	–	40	27	32	46	17	6	2	2	2	1	–	–
2349	3	2	1	–	–	–	–	1	–	3	1	1	–	–	–	–	–	–
2391	8	3	4	–	–	–	2	2	3	6	1	1	–	–	–	–	–	–
2392	1	–	1	–	–	–	1	–	–	–	–	1	–	–	–	–	–	–
2399	2	1	1	2	–	–	–	–	1	–	1	–	–	–	–	–	–	–
2422	50	27	25	6	2	7	40	24	17	4	1	1	–	–	–	–	–	–
2424	6	6	8	–	–	–	1	–	5	5	6	3	–	–	–	–	–	–
2441	4	4	8	–	–	–	3	4	8	1	–	–	–	–	–	–	–	–
2451	–	4	1	–	–	–	–	3	1	–	1	–	–	–	–	–	–	–
2452	–	1	3	–	–	–	–	–	–	–	1	3	–	–	–	–	–	–
2511	100	66	40	5	2	–	56	45	31	36	17	8	3	1	1	–	1	–
2512	18	14	6	–	–	–	5	7	6	13	7	–	–	–	–	–	–	–
2521	1	–	1	–	–	–	–	–	1	1	–	–	–	–	–	–	–	–
2522	–	1	–	–	–	–	–	–	–	–	1	–	–	–	–	–	–	–
2532	3	3	3	–	–	–	1	–	3	2	3	–	–	–	–	–	–	–
2539	17	12	13	1	–	–	10	5	9	6	7	4	–	–	–	–	–	–
2542	3	3	2	–	–	–	1	2	1	2	1	1	–	–	–	–	–	–
2543	1	2	1	–	–	–	–	1	1	1	1	–	–	–	–	–	–	–
2591	6	1	2	2	1	1	3	–	1	1	–	–	–	–	–	–	–	–
2592	2	1	–	–	–	–	–	–	–	2	1	–	–	–	–	–	–	–
2593	1	1	4	–	–	–	–	–	2	1	1	1	–	–	–	–	–	1
2599	13	5	12	–	–	–	8	2	10	5	3	1	–	–	1	–	–	–
2651	–	–	1	–	–	–	–	–	1	–	–	–	–	–	–	–	–	–
2710	21	5	7	–	–	–	6	4	5	15	1	1	–	–	1	–	–	–
2721	–	–	1	–	–	–	–	–	–	–	–	1	–	–	–	–	–	–
2722	–	2	1	–	–	–	–	–	1	–	2	–	–	–	–	–	–	–
2731	7	2	2	2	1	–	5	–	2	–	1	–	–	–	–	–	–	–
2751	1	–	–	–	–	–	–	–	–	1	–	–	–	–	–	–	–	–
2790	2	2	2	–	–	–	1	–	2	1	2	–	–	–	–	–	–	–
2811	–	2	3	–	–	–	–	–	1	–	2	2	–	–	–	–	–	–
2821	1	2	–	–	–	–	–	2	–	1	–	–	–	–	–	–	–	–

Capítulo 54 - Mato Grosso

54.1 - Quantidade de acidentes do trabalho liquidados, por consequência, segundo a Classificação Nacional de Atividades Econômicas (CNAE), no estado do Mato Grosso - 2013/2015

(continuação)

CNAE	QUANTIDADE DE ACIDENTES DO TRABALHO LIQUIDADOS																	
	Total			Consequência														
				Assistência Médica			Menos de 15 dias			Mais de 15 dias			Incapacidade Permanente			Óbito		
	2013	2014	2015	2013	2014	2015	2013	2014	2015	2013	2014	2015	2013	2014	2015	2013	2014	2015
2822	–	1	–	–	–	–	–	1	–	–	–	–	–	–	–	–	–	–
2823	3	4	–	–	–	–	–	1	–	3	3	–	–	–	–	–	–	–
2824	1	2	–	–	–	–	–	1	–	1	1	–	–	–	–	–	–	–
2825	–	2	–	–	–	–	–	1	–	–	1	–	–	–	–	–	–	–
2829	7	11	5	–	–	–	3	6	2	4	3	3	–	2	–	–	–	–
2831	–	–	1	–	–	–	–	–	–	–	–	1	–	–	–	–	–	–
2833	31	34	44	–	1	–	23	17	41	8	15	1	–	–	1	–	1	1
2840	1	1	–	1	–	–	–	–	–	–	1	–	–	–	–	–	–	–
2852	3	1	–	–	–	–	2	–	–	1	1	–	–	–	–	–	–	–
2854	1	–	–	–	–	–	–	–	–	1	–	–	–	–	–	–	–	–
2862	–	1	–	–	–	–	–	1	–	–	–	–	–	–	–	–	–	–
2869	2	5	3	–	–	–	1	3	3	1	2	–	–	–	–	–	–	–
2920	–	1	1	–	–	–	–	–	–	–	1	1	–	–	–	–	–	–
2930	13	9	2	1	–	–	2	5	2	9	4	–	1	–	–	–	–	–
2941	1	1	–	–	–	–	–	–	–	1	1	–	–	–	–	–	–	–
2944	1	1	–	–	–	–	–	–	–	1	–	–	–	1	–	–	–	–
2949	4	8	4	–	1	–	1	5	3	2	1	1	1	–	–	–	1	–
2950	7	3	2	–	–	–	2	1	–	4	1	2	–	1	–	1	–	–
3011	1	–	–	–	–	–	–	–	–	1	–	–	–	–	–	–	–	–
3012	1	–	3	–	–	–	1	–	1	–	–	2	–	–	–	–	–	–
3099	1	–	–	–	–	–	–	–	–	1	–	–	–	–	–	–	–	–
3101	44	38	49	–	2	1	16	25	42	26	8	5	2	3	1	–	–	–
3102	6	6	5	–	–	–	1	4	5	4	2	–	1	–	–	–	–	–
3103	2	1	1	–	–	–	–	–	–	2	1	1	–	–	–	–	–	–
3104	7	10	10	–	–	–	1	2	10	6	8	–	–	–	–	–	–	–
3211	1	–	–	–	–	–	–	–	–	1	–	–	–	–	–	–	–	–
3230	–	3	9	–	–	–	–	–	–	–	3	9	–	–	–	–	–	–
3240	–	1	–	–	–	–	–	–	–	–	1	–	–	–	–	–	–	–
3250	2	–	1	–	–	–	–	–	1	2	–	–	–	–	–	–	–	–
3291	1	9	5	–	–	–	1	–	–	–	9	5	–	–	–	–	–	–
3299	1	8	4	–	–	–	–	8	2	1	–	1	–	–	1	–	–	–
3311	–	–	1	–	–	–	–	–	1	–	–	–	–	–	–	–	–	–
3312	5	9	1	–	–	–	5	7	1	–	2	–	–	–	–	–	–	–
3313	2	–	3	–	–	–	1	–	2	1	–	–	–	–	–	–	–	1
3314	23	25	13	4	2	–	11	9	12	8	10	–	–	1	1	–	3	–
3316	–	–	1	–	–	–	–	–	–	–	–	–	–	–	1	–	–	–
3319	1	1	–	–	–	–	1	1	–	–	–	–	–	–	–	–	–	–
3321	13	7	5	1	1	–	3	4	5	8	1	–	–	1	–	1	–	–
3329	1	2	–	–	–	–	1	–	–	–	1	–	–	1	–	–	–	–
3511	36	40	45	5	15	5	20	22	38	9	1	1	–	–	–	2	2	1
3512	3	4	4	1	1	–	2	1	2	–	2	2	–	–	–	–	–	–
3513	–	1	1	–	1	1	–	–	–	–	–	–	–	–	–	–	–	–
3514	76	35	36	12	2	1	48	29	35	14	2	–	2	1	–	–	1	–
3520	1	1	–	–	1	–	1	–	–	–	–	–	–	–	–	–	–	–
3600	31	45	50	1	7	9	18	34	39	11	3	2	–	–	–	1	1	–
3702	15	11	7	–	–	–	7	8	6	8	3	–	–	–	1	–	–	–
3811	70	50	66	50	24	1	8	18	60	11	8	5	–	–	–	1	–	–
3812	–	1	1	–	–	–	–	1	–	–	–	1	–	–	–	–	–	–
3822	1	–	–	–	–	–	–	–	–	1	–	–	–	–	–	–	–	–
3831	3	–	–	–	–	–	–	–	–	3	–	–	–	–	–	–	–	–
3832	2	14	4	–	1	2	1	11	2	1	2	–	–	–	–	–	–	–
3839	4	3	–	–	–	–	–	1	–	4	2	–	–	–	–	–	–	–
4110	41	26	27	–	–	1	23	19	23	17	7	2	1	–	–	–	–	1
4120	519	377	286	33	24	12	191	228	225	284	104	29	9	17	14	2	4	6
4211	190	209	77	8	22	8	121	149	63	55	34	5	4	2	1	2	2	–
4212	144	171	95	20	54	51	91	98	42	31	16	2	–	2	–	2	1	–
4213	7	3	3	1	–	–	2	1	3	3	2	–	1	–	–	–	–	–
4221	213	278	293	7	18	121	143	195	148	58	61	22	–	–	–	5	4	2
4222	2	–	1	–	–	–	1	–	1	1	–	–	–	–	–	–	–	–
4223	–	1	–	–	–	–	–	–	–	–	1	–	–	–	–	–	–	–
4292	34	24	17	1	2	–	15	17	16	14	5	1	2	–	–	2	–	–
4299	69	29	19	9	4	2	27	16	15	31	8	–	2	1	2	–	–	–
4311	1	1	3	–	–	–	–	–	3	1	1	–	–	–	–	–	–	–
4312	5	1	–	4	–	–	–	1	–	1	–	–	–	–	–	–	–	–
4313	55	65	36	3	3	2	22	34	28	30	23	6	–	3	–	–	2	–
4319	31	3	6	24	3	5	–	–	1	5	–	–	2	–	–	–	–	–
4321	25	16	21	3	2	3	10	8	17	12	3	1	–	1	–	–	2	–
4322	6	4	3	–	–	–	2	2	3	4	2	–	–	–	–	–	–	–
4329	15	10	15	1	–	–	1	8	10	13	2	4	–	–	1	–	–	–
4330	22	17	13	1	1	–	7	11	6	13	5	5	–	–	1	1	–	1
4391	9	5	1	–	–	–	5	2	1	4	3	–	–	–	–	–	–	–
4399	49	37	39	1	2	1	14	14	29	33	20	8	1	–	1	–	1	–
4511	70	50	40	1	3	1	31	35	34	37	11	4	1	1	1	–	–	–
4512	–	–	2	–	–	–	–	–	–	–	–	2	–	–	–	–	–	–
4520	84	66	51	3	2	–	24	24	41	56	36	9	1	4	–	–	–	1
4530	220	174	133	6	11	7	54	95	107	155	61	17	3	4	2	2	3	–
4541	51	27	35	–	–	1	19	12	23	30	15	10	2	–	1	–	–	–
4543	2	2	3	–	–	–	1	–	3	1	2	–	–	–	–	–	–	–
4611	1	1	–	–	–	–	–	1	–	1	–	–	–	–	–	–	–	–
4613	–	1	–	–	–	–	–	–	–	–	1	–	–	–	–	–	–	–

Capítulo 54 - Mato Grosso

54.1 - Quantidade de acidentes do trabalho liquidados, por consequência, segundo a Classificação Nacional de Atividades Econômicas (CNAE), no estado do Mato Grosso - 2013/2015

(continuação)

CNAE	QUANTIDADE DE ACIDENTES DO TRABALHO LIQUIDADOS																	
	Total			Consequência														
				Assistência Médica			Menos de 15 dias			Mais de 15 dias			Incapacidade Permanente			Óbito		
	2013	2014	2015	2013	2014	2015	2013	2014	2015	2013	2014	2015	2013	2014	2015	2013	2014	2015
4614	1	–	–	–	–	–	–	–	–	1	–	–	–	–	–	–	–	–
4615	–	–	1	–	–	–	–	–	1	–	–	–	–	–	–	–	–	–
4617	–	1	–	–	–	–	–	1	–	–	–	–	–	–	–	–	–	–
4618	3	–	2	–	–	–	1	–	1	2	–	1	–	–	–	–	–	–
4619	1	–	1	–	–	–	1	–	1	–	–	–	–	–	–	–	–	–
4621	–	–	1	–	–	–	–	–	1	–	–	–	–	–	–	–	–	–
4622	34	43	40	3	7	4	13	24	34	14	9	2	2	2	–	2	1	–
4623	25	26	18	2	2	1	11	15	14	11	8	2	1	1	1	–	–	–
4631	1	–	–	–	–	–	–	–	–	1	–	–	–	–	–	–	–	–
4632	34	25	19	2	4	–	13	16	15	14	3	3	1	2	1	4	–	–
4633	7	7	10	–	1	–	5	2	8	2	4	1	–	–	–	–	–	1
4634	7	2	3	–	–	–	–	–	3	7	1	–	–	1	–	–	–	–
4635	66	53	56	6	3	3	36	39	45	24	11	7	–	–	1	–	–	–
4636	2	1	–	–	–	–	1	1	–	1	–	–	–	–	–	–	–	–
4637	5	3	2	–	–	–	3	1	1	2	2	1	–	–	–	–	–	–
4639	43	39	42	2	1	2	20	22	32	21	14	8	–	2	–	–	–	–
4641	1	–	3	–	–	–	–	–	3	1	–	–	–	–	–	–	–	–
4642	2	–	1	–	–	–	–	–	1	2	–	–	–	–	–	–	–	–
4643	–	–	1	–	–	–	–	–	1	–	–	–	–	–	–	–	–	–
4644	5	1	4	–	–	1	1	1	3	4	–	–	–	–	–	–	–	–
4646	2	3	3	–	–	1	–	1	1	2	2	1	–	–	–	–	–	–
4647	2	–	4	–	–	–	–	–	3	2	–	1	–	–	–	–	–	–
4649	3	3	5	–	–	–	1	2	4	1	1	1	1	–	–	–	–	–
4651	2	–	–	–	–	–	1	–	–	1	–	–	–	–	–	–	–	–
4661	65	69	63	2	4	1	35	48	49	27	16	8	–	1	3	1	–	2
4662	7	6	4	1	–	2	3	2	2	3	3	–	–	–	–	–	1	–
4663	3	1	1	–	–	–	3	–	1	–	–	–	–	1	–	–	–	–
4665	1	1	2	–	–	–	–	1	2	1	–	–	–	–	–	–	–	–
4669	1	3	4	–	–	–	1	2	3	–	1	1	–	–	–	–	–	–
4671	16	11	10	–	–	–	3	5	8	10	5	1	2	–	1	1	1	–
4672	1	2	2	–	–	–	–	1	2	1	1	–	–	–	–	–	–	–
4673	1	–	–	–	–	–	–	–	–	–	–	–	1	–	–	–	–	–
4679	13	28	11	1	2	2	8	22	7	4	4	2	–	–	–	–	–	–
4681	12	16	12	–	–	3	7	8	5	4	8	4	1	–	–	–	–	–
4682	18	13	15	–	1	1	12	11	14	6	1	–	–	–	–	–	–	–
4683	18	18	20	1	–	–	8	11	19	6	6	1	3	1	–	–	–	–
4684	1	2	1	–	–	–	1	2	–	–	–	–	–	–	1	–	–	–
4686	1	2	–	–	–	–	1	–	–	–	2	–	–	–	–	–	–	–
4687	13	16	7	–	2	–	4	7	5	9	7	1	–	–	1	–	–	–
4689	4	–	1	–	–	–	2	–	–	1	–	1	–	–	–	1	–	–
4691	26	28	26	1	1	–	10	18	23	15	9	3	–	–	–	–	–	–
4692	1	3	3	–	–	–	–	2	3	1	1	–	–	–	–	–	–	–
4693	6	4	8	–	–	1	4	2	7	2	2	–	–	–	–	–	–	–
4711	467	403	279	13	12	4	218	303	247	233	85	23	2	3	3	1	–	2
4712	46	18	10	–	1	–	13	8	7	33	8	2	–	–	1	–	1	–
4713	5	1	5	–	–	1	3	–	4	2	1	–	–	–	–	–	–	–
4721	26	7	11	–	–	–	10	4	4	16	3	3	–	–	4	–	–	–
4722	20	8	11	–	–	–	6	6	10	14	2	1	–	–	–	–	–	–
4723	9	9	2	–	–	–	–	5	2	8	4	–	1	–	–	–	–	–
4724	4	2	1	–	–	–	2	1	–	2	1	1	–	–	–	–	–	–
4729	10	7	13	–	1	–	1	3	9	9	2	4	–	1	–	–	–	–
4731	104	54	49	6	1	3	35	32	36	61	19	9	1	1	–	1	1	1
4732	1	1	–	–	–	–	1	1	–	–	–	–	–	–	–	–	–	–
4741	3	8	6	1	–	–	1	6	5	1	2	1	–	–	–	–	–	–
4742	26	19	24	–	–	–	16	13	21	9	5	1	–	1	1	1	–	1
4743	16	14	11	2	–	–	4	9	7	9	5	3	1	–	–	–	–	1
4744	257	186	164	4	2	2	108	110	125	142	72	30	3	–	3	–	2	4
4751	20	25	14	–	1	–	4	15	11	16	9	2	–	–	–	–	–	1
4752	12	5	3	–	–	–	4	2	1	8	3	2	–	–	–	–	–	–
4753	63	58	50	1	–	–	23	39	42	38	18	7	1	1	1	–	–	–
4754	26	21	20	–	1	1	6	7	11	20	12	7	–	1	–	–	–	1
4755	5	3	4	–	–	–	2	2	4	3	1	–	–	–	–	–	–	–
4756	1	1	–	–	–	–	–	–	–	1	1	–	–	–	–	–	–	–
4757	11	5	3	2	–	–	4	2	3	5	3	–	–	–	–	–	–	–
4759	22	7	5	2	–	1	9	3	3	11	3	1	–	1	–	–	–	–
4761	8	4	1	–	–	–	1	2	–	6	2	1	–	–	–	1	–	–
4763	8	8	4	–	–	–	4	6	3	4	2	1	–	–	–	–	–	–
4771	76	42	38	2	2	1	31	28	30	42	11	7	–	1	–	1	–	–
4772	3	4	6	–	–	–	–	3	3	3	1	3	–	–	–	–	–	–
4773	1	1	1	–	–	–	1	1	1	–	–	–	–	–	–	–	–	–
4774	5	4	1	1	–	–	2	1	1	2	3	–	–	–	–	–	–	–
4781	65	48	44	1	1	–	22	19	34	40	28	9	1	–	1	1	–	–
4782	14	10	2	–	1	–	8	5	2	6	4	–	–	–	–	–	–	–
4783	1	–	–	–	–	–	–	–	–	1	–	–	–	–	–	–	–	–
4784	20	16	20	–	1	1	3	4	15	17	10	4	–	1	–	–	–	–
4789	46	26	23	1	–	1	12	10	20	31	16	1	2	–	1	–	–	–
4911	13	10	12	1	3	7	8	5	4	3	1	1	–	–	–	1	1	–
4921	83	37	37	–	2	1	24	23	29	54	8	3	5	4	3	–	–	1
4922	39	27	19	1	1	–	15	20	15	22	6	4	1	–	–	–	–	–
4923	3	2	–	–	–	–	2	1	–	1	–	–	–	–	–	–	1	–

Capítulo 54 - Mato Grosso

54.1 - Quantidade de acidentes do trabalho liquidados, por consequência, segundo a Classificação Nacional de Atividades Econômicas (CNAE), no estado do Mato Grosso - 2013/2015

(continuação)

CNAE	QUANTIDADE DE ACIDENTES DO TRABALHO LIQUIDADOS																	
	Total			Consequência														
				Assistência Médica			Menos de 15 dias			Mais de 15 dias			Incapacidade Permanente			Óbito		
	2013	2014	2015	2013	2014	2015	2013	2014	2015	2013	2014	2015	2013	2014	2015	2013	2014	2015
4924	4	–	–	–	–	–	1	–	–	3	–	–	–	–	–	–	–	–
4929	11	4	–	–	1	–	3	1	–	6	2	–	2	–	–	–	–	–
4930	494	397	363	15	24	28	177	178	246	262	163	57	14	17	16	26	15	16
5011	1	–	–	–	–	–	–	–	–	1	–	–	–	–	–	–	–	–
5030	–	2	3	–	–	–	–	–	–	–	1	3	–	1	–	–	–	–
5111	8	24	12	1	–	–	3	11	1	4	13	11	–	–	–	–	–	–
5112	1	1	2	–	–	–	–	–	–	1	1	2	–	–	–	–	–	–
5120	–	–	1	–	–	–	–	–	1	–	–	–	–	–	–	–	–	–
5211	61	65	49	1	–	3	36	39	37	19	25	7	1	–	2	4	1	–
5212	13	22	16	2	–	–	5	6	6	6	16	10	–	–	–	–	–	–
5221	9	10	32	–	4	19	7	5	11	2	1	1	–	–	–	–	–	1
5222	–	1	–	–	–	–	–	–	–	–	1	–	–	–	–	–	–	–
5223	–	1	1	–	–	–	–	–	–	–	1	1	–	–	–	–	–	–
5229	4	8	7	–	–	–	–	2	4	3	5	3	1	1	–	–	–	–
5232	–	2	1	–	–	–	–	–	–	–	2	1	–	–	–	–	–	–
5240	9	10	15	–	4	–	5	4	13	4	2	2	–	–	–	–	–	–
5250	–	3	–	–	–	–	–	2	–	–	1	–	–	–	–	–	–	–
5310	194	134	229	93	58	71	64	66	154	37	10	4	–	–	–	–	–	–
5320	11	5	9	–	–	–	5	3	6	6	2	3	–	–	–	–	–	–
5510	48	21	25	1	1	1	19	8	21	28	12	2	–	–	–	–	–	1
5590	1	2	2	–	–	–	–	2	1	1	–	1	–	–	–	–	–	–
5611	116	86	90	1	4	3	42	45	69	70	33	16	3	4	2	–	–	–
5612	–	1	–	–	–	–	–	–	–	–	1	–	–	–	–	–	–	–
5620	47	32	16	5	3	2	17	24	13	25	5	1	–	–	–	–	–	–
5811	–	–	1	–	–	–	–	–	1	–	–	–	–	–	–	–	–	–
5812	1	–	–	–	–	–	–	–	–	1	–	–	–	–	–	–	–	–
5819	–	–	1	–	–	–	–	–	1	–	–	–	–	–	–	–	–	–
5821	–	–	1	–	–	–	–	–	1	–	–	–	–	–	–	–	–	–
5822	–	–	1	–	–	–	–	–	1	–	–	–	–	–	–	–	–	–
5829	4	–	1	–	–	–	1	–	–	3	–	1	–	–	–	–	–	–
5911	1	1	–	–	–	–	–	1	–	1	–	–	–	–	–	–	–	–
5914	4	2	3	–	–	1	3	2	2	1	–	–	–	–	–	–	–	–
5920	1	1	–	–	1	–	–	–	–	1	–	–	–	–	–	–	–	–
6010	–	2	2	–	–	–	–	–	2	–	2	–	–	–	–	–	–	–
6021	8	3	3	1	–	–	6	2	2	1	1	1	–	–	–	–	–	–
6022	1	2	–	–	–	–	–	1	–	1	1	–	–	–	–	–	–	–
6110	5	9	10	–	–	–	2	7	9	3	2	1	–	–	–	–	–	–
6120	6	2	3	1	–	–	3	2	3	2	–	–	–	–	–	–	–	–
6141	–	2	1	–	–	–	–	1	–	–	1	1	–	–	–	–	–	–
6190	4	8	2	–	–	–	2	5	1	2	3	1	–	–	–	–	–	–
6201	4	17	8	1	–	–	2	1	–	1	16	8	–	–	–	–	–	–
6202	4	10	6	–	3	1	3	4	5	–	3	–	1	–	–	–	–	–
6204	–	–	2	–	–	–	–	–	2	–	–	–	–	–	–	–	–	–
6209	2	4	2	–	–	–	1	1	2	1	3	–	–	–	–	–	–	–
6311	1	2	–	–	–	–	–	–	–	1	2	–	–	–	–	–	–	–
6399	2	1	–	–	–	–	1	1	–	1	–	–	–	–	–	–	–	–
6421	6	10	19	–	4	14	3	3	5	3	3	–	–	–	–	–	–	–
6422	66	25	32	14	–	16	29	20	13	21	1	2	2	2	1	–	2	–
6423	3	1	1	1	–	–	2	1	1	–	–	–	–	–	–	–	–	–
6424	5	3	2	–	–	–	–	2	2	5	1	–	–	–	–	–	–	–
6436	–	–	1	–	–	–	–	–	1	–	–	–	–	–	–	–	–	–
6462	3	1	3	–	1	–	1	–	3	2	–	–	–	–	–	–	–	–
6463	5	2	1	–	–	–	3	2	1	2	–	–	–	–	–	–	–	–
6492	–	1	–	–	–	–	–	1	–	–	–	–	–	–	–	–	–	–
6499	–	–	2	–	–	–	–	–	1	–	–	–	–	–	–	–	–	1
6550	9	8	7	1	2	1	5	4	5	3	2	1	–	–	–	–	–	–
6613	–	13	8	–	–	–	–	–	–	–	13	8	–	–	–	–	–	–
6619	–	2	–	–	–	–	–	2	–	–	–	–	–	–	–	–	–	–
6621	–	3	3	–	–	–	–	–	–	–	3	3	–	–	–	–	–	–
6622	3	1	4	–	–	–	1	–	3	2	1	1	–	–	–	–	–	–
6630	–	3	–	–	–	–	–	–	–	–	3	–	–	–	–	–	–	–
6810	5	27	17	–	2	2	1	21	12	3	4	3	1	–	–	–	–	–
6821	1	1	1	1	–	–	–	1	1	–	–	–	–	–	–	–	–	–
6822	3	–	3	–	–	–	2	–	3	1	–	–	–	–	–	–	–	–
6911	2	2	2	–	–	–	–	1	2	2	1	–	–	–	–	–	–	–
6912	2	4	4	–	–	–	1	4	4	1	–	–	–	–	–	–	–	–
6920	24	26	26	–	2	1	8	14	21	16	8	4	–	1	–	–	1	–
7010	1	1	1	–	–	–	1	–	–	–	–	1	–	1	–	–	–	–
7020	4	5	6	–	3	2	1	–	3	3	2	1	–	–	–	–	–	–
7111	2	–	–	–	–	–	2	–	–	–	–	–	–	–	–	–	–	–
7112	100	64	37	20	20	9	56	33	24	24	11	4	–	–	–	–	–	–
7119	8	27	17	2	11	–	4	9	16	1	7	–	–	–	–	1	–	1
7120	11	6	5	–	–	–	8	5	5	3	1	–	–	–	–	–	–	–
7210	15	17	13	4	1	–	9	14	13	2	2	–	–	–	–	–	–	–
7220	–	–	2	–	–	–	–	–	1	–	–	1	–	–	–	–	–	–
7311	3	1	–	–	–	–	1	–	–	2	1	–	–	–	–	–	–	–
7312	2	1	–	–	–	–	–	–	–	2	1	–	–	–	–	–	–	–
7319	7	2	6	–	–	–	4	2	5	3	–	1	–	–	–	–	–	–
7410	1	–	–	–	–	–	1	–	–	–	–	–	–	–	–	–	–	–
7420	–	1	3	–	–	–	–	–	2	–	–	1	–	–	–	–	1	–

Capítulo 54 - Mato Grosso

54.1 - Quantidade de acidentes do trabalho liquidados, por consequência, segundo a Classificação Nacional de Atividades Econômicas (CNAE), no estado do Mato Grosso - 2013/2015

(conclusão)

CNAE	QUANTIDADE DE ACIDENTES DO TRABALHO LIQUIDADOS																	
	Total			Consequência														
				Assistência Médica			Menos de 15 dias			Mais de 15 dias			Incapacidade Permanente			Óbito		
	2013	2014	2015	2013	2014	2015	2013	2014	2015	2013	2014	2015	2013	2014	2015	2013	2014	2015
7490	14	21	15	1	–	1	9	11	11	4	10	3	–	–	–	–	–	–
7500	1	2	–	–	–	–	1	1	–	–	1	–	–	–	–	–	–	–
7711	7	3	5	–	–	1	3	2	3	4	–	–	–	–	1	–	1	–
7719	2	4	2	–	–	–	–	2	2	2	1	–	–	–	–	–	1	–
7723	1	–	1	–	–	–	–	–	1	1	–	–	–	–	–	–	–	–
7729	2	2	–	–	–	–	1	1	–	1	1	–	–	–	–	–	–	–
7731	10	–	2	1	–	–	4	–	2	5	–	–	–	–	–	–	–	–
7732	13	8	10	1	1	1	2	4	9	10	3	–	–	–	–	–	–	–
7733	–	1	–	–	–	–	–	–	–	–	1	–	–	–	–	–	–	–
7739	4	3	–	–	1	–	1	1	–	3	–	–	–	–	–	–	1	–
7810	–	1	–	–	–	–	–	–	–	–	1	–	–	–	–	–	–	–
7820	14	8	9	–	1	2	5	5	6	9	2	–	–	–	–	–	–	1
7830	17	12	4	–	1	–	13	11	4	4	–	–	–	–	–	–	–	–
7911	4	2	1	–	–	–	3	1	–	1	1	1	–	–	–	–	–	–
8011	53	36	30	–	–	–	14	15	21	37	20	8	2	–	1	–	1	–
8012	45	33	29	–	2	–	29	27	27	15	3	1	–	–	1	1	1	–
8020	4	4	9	1	1	–	1	–	9	2	3	–	–	–	–	–	–	–
8030	–	5	1	–	–	–	–	–	–	–	5	1	–	–	–	–	–	–
8111	22	5	8	–	–	–	5	1	8	16	4	–	–	–	–	1	–	–
8112	49	25	22	5	1	2	20	18	16	23	6	1	1	–	2	–	–	1
8121	93	28	13	1	–	1	22	19	7	66	7	4	3	1	1	1	1	–
8122	5	2	5	1	–	1	2	–	3	2	1	1	–	1	–	–	–	–
8129	11	8	8	1	1	–	4	4	7	5	3	–	1	–	–	–	–	1
8130	7	8	16	–	–	6	3	3	7	3	5	2	–	–	–	1	–	1
8211	22	9	15	1	–	1	8	3	13	13	6	1	–	–	–	–	–	–
8219	2	13	11	–	3	5	–	9	6	2	1	–	–	–	–	–	–	–
8220	8	4	1	–	–	–	2	1	1	6	3	–	–	–	–	–	–	–
8230	10	7	7	–	–	–	1	5	5	8	–	2	1	–	–	–	2	–
8291	3	3	3	–	–	–	–	–	2	3	3	1	–	–	–	–	–	–
8299	42	32	23	–	2	1	26	21	20	14	8	2	2	1	–	–	–	–
8411	312	130	145	41	43	49	82	60	90	179	22	5	9	5	–	1	–	1
8423	–	1	2	–	–	–	–	1	2	–	–	–	–	–	–	–	–	–
8424	2	–	1	1	–	–	1	–	1	–	–	–	–	–	–	–	–	–
8511	1	62	46	–	–	–	1	1	5	–	61	41	–	–	–	–	–	–
8512	4	3	3	–	–	–	1	1	2	2	2	1	1	–	–	–	–	–
8513	22	15	11	–	1	1	9	8	9	13	6	1	–	–	–	–	–	–
8520	12	12	17	1	–	1	6	11	15	5	1	1	–	–	–	–	–	–
8531	16	25	16	4	1	1	3	17	10	8	7	4	1	–	1	–	–	–
8532	17	24	21	–	–	–	8	18	20	9	5	–	–	1	1	–	–	–
8541	1	–	–	–	–	–	–	–	–	1	–	–	–	–	–	–	–	–
8542	1	–	–	–	–	–	–	–	–	1	–	–	–	–	–	–	–	–
8550	1	–	–	–	–	–	–	–	–	1	–	–	–	–	–	–	–	–
8593	–	–	1	–	–	–	–	–	1	–	–	–	–	–	–	–	–	–
8599	41	50	35	–	3	1	24	45	29	16	2	4	–	–	1	1	–	–
8610	695	706	735	380	411	412	210	262	313	102	30	8	3	1	2	–	2	–
8621	1	2	11	–	1	4	–	–	7	1	1	–	–	–	–	–	–	–
8630	10	16	17	1	–	5	2	11	10	7	5	2	–	–	–	–	–	–
8640	79	61	50	31	30	31	36	23	17	12	8	2	–	–	–	–	–	–
8650	7	5	6	3	2	1	3	2	3	1	1	1	–	–	1	–	–	–
8660	12	22	29	4	15	13	6	6	16	2	1	–	–	–	–	–	–	–
8690	1	2	3	–	1	–	1	1	3	–	–	–	–	–	–	–	–	–
8711	1	–	1	–	–	–	–	–	1	1	–	–	–	–	–	–	–	–
8712	3	–	2	–	–	–	1	–	2	2	–	–	–	–	–	–	–	–
8800	40	23	32	8	7	9	27	14	23	5	2	–	–	–	–	–	–	–
9001	–	11	–	–	1	–	–	6	–	–	3	–	–	–	–	–	1	–
9311	–	1	–	–	–	–	–	–	–	–	1	–	–	–	–	–	–	–
9312	8	3	1	–	–	–	5	–	1	3	3	–	–	–	–	–	–	–
9313	4	2	2	–	–	–	2	1	2	2	1	–	–	–	–	–	–	–
9329	23	21	7	2	3	–	12	16	6	9	2	1	–	–	–	–	–	–
9411	19	2	1	2	1	–	16	1	1	1	–	–	–	–	–	–	–	–
9412	–	4	1	–	–	–	–	3	1	–	1	–	–	–	–	–	–	–
9420	13	15	3	–	–	–	6	11	1	4	4	1	3	–	1	–	–	–
9430	31	23	13	3	–	1	11	17	11	15	4	1	2	2	–	–	–	–
9491	11	9	4	–	1	–	5	4	1	6	4	2	–	–	1	–	–	–
9492	–	–	1	–	–	–	–	–	–	–	–	1	–	–	–	–	–	–
9493	1	1	–	–	–	–	1	–	–	–	1	–	–	–	–	–	–	–
9499	5	3	6	–	1	2	1	2	4	4	–	–	–	–	–	–	–	–
9511	7	8	4	–	1	–	3	7	3	4	–	–	–	–	–	–	–	1
9512	5	–	1	–	–	–	1	–	1	4	–	–	–	–	–	–	–	–
9521	3	1	6	–	–	–	1	1	6	2	–	–	–	–	–	–	–	–
9529	–	1	3	–	–	–	–	1	3	–	–	–	–	–	–	–	–	–
9601	15	5	7	1	1	–	3	2	7	11	2	–	–	–	–	–	–	–
9602	5	–	1	–	–	–	1	–	1	4	–	–	–	–	–	–	–	–
9603	7	1	6	–	–	–	1	–	4	6	1	1	–	–	–	–	–	1
9609	2	2	2	–	–	–	–	2	2	2	–	–	–	–	–	–	–	–
9700	1	2	6	–	–	–	1	2	5	–	–	–	–	–	1	–	–	–
Ignorado	694	2.611	2.141	3	3	5	145	155	279	474	2.383	1.787	71	66	65	1	4	5

Fonte: DATAPREV, CAT, SUB.
Nota: Os dados são preliminares, estando sujeitos a correções.

Capítulo 54 - Mato Grosso

54.2 - Quantidade mensal de acidentes do trabalho liquidados, por consequência, no estado do Mato Grosso - 2013/2015

MESES	QUANTIDADE DE ACIDENTES DO TRABALHO LIQUIDADOS																	
	Total			Consequência														
				Assistência Médica			Menos de 15 dias			Mais de 15 dias			Incapacidade Permanente			Óbito		
	2013	2014	2015	2013	2014	2015	2013	2014	2015	2013	2014	2015	2013	2014	2015	2013	2014	2015
TOTAL	**14.433**	**14.297**	**12.511**	**1.920**	**1.858**	**1.734**	**6.098**	**6.726**	**7.486**	**6.031**	**5.354**	**2.991**	**271**	**229**	**197**	**113**	**130**	**103**
Janeiro	1.109	1.142	983	158	173	139	484	509	478	429	444	341	33	10	21	5	6	4
Fevereiro	1.026	1.106	993	145	129	132	429	497	559	424	453	266	19	17	25	9	10	11
Março	1.168	1.220	1.100	152	161	159	466	541	643	516	484	264	22	24	25	12	10	9
Abril	1.265	1.129	974	178	145	127	506	522	556	541	439	263	27	16	19	13	7	9
Maio	1.278	1.204	1.108	161	156	151	538	572	653	545	447	264	25	15	26	9	14	14
Junho	1.198	1.197	1.093	156	158	175	481	557	660	531	446	226	23	23	26	7	13	6
Julho	1.332	1.383	1.301	172	192	182	549	631	785	584	516	309	16	27	13	11	17	12
Agosto	1.371	1.334	1.172	187	151	151	587	636	763	566	521	238	18	22	10	13	4	10
Setembro	1.213	1.294	1.060	166	175	143	548	592	674	469	488	231	24	25	6	6	14	6
Outubro	1.294	1.298	1.045	156	161	125	576	624	664	532	480	242	22	20	8	8	13	6
Novembro	1.203	1.139	894	159	145	127	518	581	560	491	383	183	23	17	13	12	13	11
Dezembro	976	851	788	130	112	123	416	464	491	403	253	164	19	13	5	8	9	5

Fonte: DATAPREV, CAT, SUB.
Nota: Os dados são preliminares, estando sujeitos a correções.

DISTRIBUIÇÃO DE ACIDENTES DO TRABALHO LIQUIDADOS, POR CONSEQUÊNCIA, NO ESTADO DO MATO GROSSO - 2015

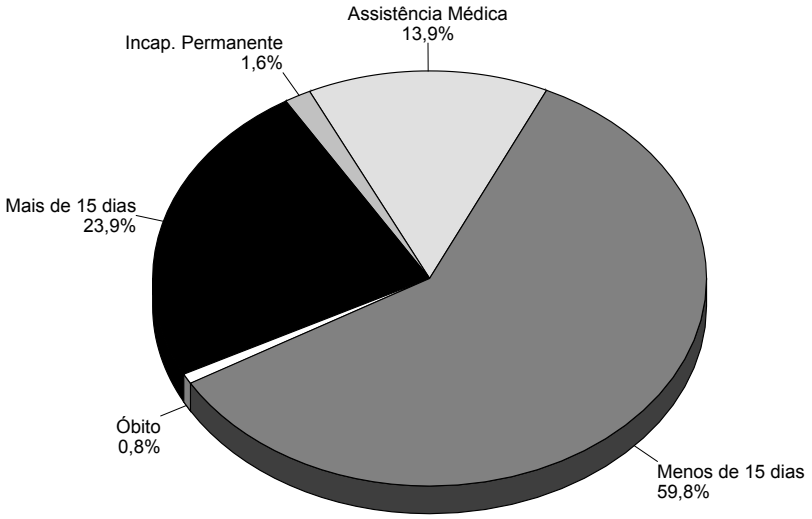

Fonte: DATAPREV, CAT, SUB.

Capítulo 55 - Goiás

55.1 - Quantidade de acidentes do trabalho liquidados, por consequência, segundo a Classificação Nacional de Atividades Econômicas (CNAE), no estado de Goiás - 2013/2015

(continua)

CNAE	QUANTIDADE DE ACIDENTES DO TRABALHO LIQUIDADOS																	
	Total			Consequência														
				Assistência Médica			Menos de 15 dias			Mais de 15 dias			Incapacidade Permanente			Óbito		
	2013	2014	2015	2013	2014	2015	2013	2014	2015	2013	2014	2015	2013	2014	2015	2013	2014	2015
TOTAL	**17.656**	**17.674**	**15.872**	**2.330**	**2.413**	**2.417**	**8.352**	**8.560**	**9.722**	**6.644**	**6.349**	**3.418**	**226**	**224**	**214**	**104**	**128**	**101**
0111	43	49	56	–	–	1	31	29	36	10	17	18	–	–	–	2	3	1
0112	8	49	44	–	–	–	5	7	3	2	42	41	1	–	–	–	–	–
0113	342	326	161	30	51	16	240	215	127	70	54	11	2	4	6	–	2	1
0115	115	102	90	3	2	–	70	67	78	38	30	10	1	–	–	3	3	2
0116	4	3	–	2	2	–	1	1	–	1	–	–	–	–	–	–	–	–
0119	21	15	19	–	–	1	15	13	17	5	2	–	–	–	–	1	–	1
0121	8	28	26	–	–	–	6	6	5	2	22	21	–	–	–	–	–	–
0122	3	1	3	–	–	–	1	1	1	2	–	1	–	–	–	–	–	1
0131	3	10	12	–	–	–	1	6	12	2	4	–	–	–	–	–	–	–
0132	1	–	1	–	–	–	–	–	1	1	–	–	–	–	–	–	–	–
0133	–	–	1	–	–	–	–	–	1	–	–	–	–	–	–	–	–	–
0134	2	4	8	–	–	–	1	1	3	1	3	5	–	–	–	–	–	–
0139	6	11	11	–	–	–	3	1	1	3	10	10	–	–	–	–	–	–
0141	197	170	210	15	6	10	99	101	160	81	63	37	–	–	–	2	–	3
0142	3	5	5	–	–	–	3	4	5	–	1	–	–	–	–	–	–	–
0151	237	193	135	1	1	–	123	114	106	109	74	27	2	–	1	2	4	1
0152	2	2	2	–	–	–	1	1	2	1	1	–	–	–	–	–	–	–
0153	1	–	–	–	–	–	1	–	–	–	–	–	–	–	–	–	–	–
0154	6	10	6	–	–	–	1	5	2	5	5	3	–	–	1	–	–	–
0155	68	37	45	6	7	5	40	22	32	20	8	7	1	–	–	1	–	1
0159	–	2	1	–	–	–	–	–	1	–	2	–	–	–	–	–	–	–
0161	79	50	58	9	1	2	40	30	43	28	18	9	1	–	2	1	1	2
0162	24	34	31	–	–	–	11	19	23	13	14	5	–	1	1	–	–	2
0163	8	6	5	2	–	–	4	2	5	2	4	–	–	–	–	–	–	–
0210	12	6	7	–	–	–	4	3	5	7	3	2	–	–	–	1	–	–
0220	1	–	–	–	–	–	–	–	–	1	–	–	–	–	–	–	–	–
0230	5	–	2	–	–	–	2	–	2	3	–	–	–	–	–	–	–	–
0311	–	–	1	–	–	–	–	–	1	–	–	–	–	–	–	–	–	–
0312	–	1	–	–	–	–	–	–	–	–	1	–	–	–	–	–	–	–
0710	1	2	2	1	1	–	–	1	2	–	–	–	–	–	–	–	–	–
0721	–	1	–	–	–	–	–	1	–	–	–	–	–	–	–	–	–	–
0723	1	1	–	–	–	–	–	–	–	1	–	–	–	1	–	–	–	–
0724	47	26	51	33	21	42	10	4	7	4	1	2	–	–	–	–	–	–
0729	64	55	31	40	51	28	13	1	1	9	3	2	1	–	–	1	–	–
0810	70	66	44	1	4	–	35	33	37	33	25	7	1	3	–	–	1	–
0891	57	21	23	37	7	8	16	6	14	4	8	–	–	–	–	–	–	1
0893	–	1	–	–	–	–	–	1	–	–	–	–	–	–	–	–	–	–
0899	31	41	15	22	17	9	4	17	4	4	3	2	1	–	–	–	4	–
0990	–	9	4	–	6	4	–	2	–	–	1	–	–	–	–	–	–	–
1011	452	370	542	133	83	150	192	210	347	122	72	40	4	4	2	1	1	3
1012	525	462	470	386	356	332	58	38	99	78	65	38	3	3	–	–	–	1
1013	61	32	26	2	1	1	36	21	20	23	10	5	–	–	–	–	–	–
1020	1	1	1	–	–	–	–	1	1	1	–	–	–	–	–	–	–	–
1031	27	32	53	4	15	25	10	14	23	13	3	5	–	–	–	–	–	–
1032	72	42	65	3	1	2	37	22	41	29	19	21	3	–	1	–	–	–
1033	9	6	5	–	–	–	4	4	5	5	2	–	–	–	–	–	–	–
1041	135	130	82	8	12	5	83	85	65	43	31	11	1	1	1	–	1	–
1042	36	38	35	7	8	8	23	25	24	5	4	1	–	1	1	1	–	1
1043	3	2	4	–	–	–	3	1	3	–	1	1	–	–	–	–	–	–
1051	22	23	17	–	–	–	13	16	12	9	7	5	–	–	–	–	–	–
1052	112	110	89	7	15	13	54	50	62	50	43	14	1	2	–	–	–	–
1053	26	8	17	–	–	–	17	7	15	9	1	2	–	–	–	–	–	–
1061	17	19	23	–	–	1	7	8	16	10	9	6	–	2	–	–	–	–
1062	16	12	19	2	–	1	5	6	17	9	6	1	–	–	–	–	–	–
1063	1	–	–	–	–	–	–	–	–	1	–	–	–	–	–	–	–	–
1064	13	12	5	–	–	–	5	7	4	8	5	1	–	–	–	–	–	–
1065	10	4	8	–	–	–	2	3	6	8	1	2	–	–	–	–	–	–
1066	53	50	50	4	5	2	21	31	39	25	11	8	3	1	1	–	2	–
1069	4	2	–	–	–	–	2	2	–	2	–	–	–	–	–	–	–	–
1071	533	407	364	47	85	91	385	275	248	93	40	19	3	6	5	5	1	1
1072	7	1	2	–	–	–	1	1	1	6	–	1	–	–	–	–	–	–
1081	6	2	2	–	–	–	1	–	1	4	1	1	1	1	–	–	–	–
1091	56	38	54	–	1	1	19	24	46	37	13	7	–	–	–	–	–	–
1092	141	230	138	101	198	122	23	29	14	17	2	2	–	1	–	–	–	–
1093	4	1	–	–	–	–	1	–	–	3	1	–	–	–	–	–	–	–
1094	6	12	5	–	1	–	3	9	2	2	2	3	1	–	–	–	–	–
1095	25	22	28	14	12	10	5	7	16	6	3	2	–	–	–	–	–	–
1096	15	17	13	–	–	–	7	13	10	8	4	3	–	–	–	–	–	–
1099	56	44	41	–	1	–	30	27	33	25	15	8	1	1	–	–	–	–
1111	–	1	2	–	–	–	–	–	1	–	1	1	–	–	–	–	–	–
1112	–	–	2	–	–	–	–	–	1	–	–	1	–	–	–	–	–	–
1113	68	37	29	34	12	8	26	18	20	8	7	1	–	–	–	–	–	–
1121	10	15	10	–	1	–	4	12	7	6	2	3	–	–	–	–	–	–
1122	65	79	80	–	1	1	24	58	68	41	19	10	–	–	–	–	1	1

Capítulo 55 - Goiás

55.1 - Quantidade de acidentes do trabalho liquidados, por consequência, segundo a Classificação Nacional de Atividades Econômicas (CNAE), no estado de Goiás - 2013/2015

(continuação)

CNAE	QUANTIDADE DE ACIDENTES DO TRABALHO LIQUIDADOS																	
	Total			Consequência														
				Assistência Médica			Menos de 15 dias			Mais de 15 dias			Incapacidade Permanente			Óbito		
	2013	2014	2015	2013	2014	2015	2013	2014	2015	2013	2014	2015	2013	2014	2015	2013	2014	2015
1210	1	–	–	–	–	–	–	–	–	1	–	–	–	–	–	–	–	–
1311	10	7	4	–	–	–	–	5	1	8	2	3	2	–	–	–	–	–
1321	3	4	5	–	–	–	2	1	5	1	3	–	–	–	–	–	–	–
1323	–	–	1	–	–	1	–	–	–	–	–	–	–	–	–	–	–	–
1340	7	7	5	–	–	–	5	5	5	1	2	–	1	–	–	–	–	–
1351	4	6	5	–	–	–	1	2	3	3	4	2	–	–	–	–	–	–
1352	2	3	2	–	1	–	–	2	2	2	–	–	–	–	–	–	–	–
1354	5	2	2	–	–	–	2	–	1	3	2	–	–	–	1	–	–	–
1359	9	3	3	–	–	–	3	2	1	5	1	2	1	–	–	–	–	–
1411	17	13	10	–	–	–	6	3	7	11	10	3	–	–	–	–	–	–
1412	109	64	58	–	1	1	46	32	40	63	30	12	–	1	3	–	–	2
1413	6	5	7	1	1	2	1	3	4	3	1	1	1	–	–	–	–	–
1414	2	4	7	–	–	1	–	2	6	2	2	–	–	–	–	–	–	–
1422	69	41	35	–	2	5	60	37	27	9	2	3	–	–	–	–	–	–
1510	66	50	30	12	8	7	26	28	14	27	12	8	1	1	1	–	1	–
1521	2	1	1	–	1	–	1	–	1	1	–	–	–	–	–	–	–	–
1529	6	4	4	–	–	2	1	2	–	5	2	2	–	–	–	–	–	–
1531	9	2	3	–	–	–	2	–	3	6	2	–	1	–	–	–	–	–
1532	–	3	2	–	–	–	–	–	–	–	3	2	–	–	–	–	–	–
1533	–	1	1	–	–	–	–	–	–	–	1	1	–	–	–	–	–	–
1539	1	–	1	–	–	–	–	–	1	1	–	–	–	–	–	–	–	–
1540	1	6	–	–	–	–	–	4	–	1	2	–	–	–	–	–	–	–
1610	6	14	14	–	–	–	4	2	6	2	12	7	–	–	1	–	–	–
1621	–	1	–	–	–	–	–	1	–	–	–	–	–	–	–	–	–	–
1622	11	9	6	–	–	1	4	2	5	7	6	–	–	1	–	–	–	–
1623	5	5	4	–	–	–	2	1	1	3	4	3	–	–	–	–	–	–
1629	16	20	15	–	2	2	9	9	13	6	8	–	–	–	–	1	1	–
1721	22	21	16	–	–	–	13	13	15	7	8	1	2	–	–	–	–	–
1731	9	14	15	–	–	–	3	11	14	6	3	1	–	–	–	–	–	–
1733	12	2	5	4	2	2	4	–	3	4	–	–	–	–	–	–	–	–
1741	21	23	53	1	1	1	12	9	47	8	13	3	–	–	1	–	–	1
1742	131	165	194	–	1	6	73	115	178	58	49	10	–	–	–	–	–	–
1749	–	12	18	–	1	–	–	7	17	–	4	1	–	–	–	–	–	–
1811	6	4	–	–	–	–	3	–	–	3	4	–	–	–	–	–	–	–
1812	–	3	1	–	–	–	–	–	–	–	3	1	–	–	–	–	–	–
1813	18	14	8	–	–	1	4	7	5	13	7	2	1	–	–	–	–	–
1821	8	5	4	–	–	–	4	2	3	4	3	1	–	–	–	–	–	–
1822	3	3	–	–	–	–	1	3	–	2	–	–	–	–	–	–	–	–
1910	–	1	1	–	–	–	–	–	–	–	1	1	–	–	–	–	–	–
1921	1	–	1	1	–	1	–	–	–	–	–	–	–	–	–	–	–	–
1922	–	1	3	–	–	–	–	1	1	–	–	2	–	–	–	–	–	–
1931	1.176	956	723	168	186	162	712	608	490	285	151	58	5	8	12	6	3	1
1932	6	15	12	1	2	–	5	11	12	–	2	–	–	–	–	–	–	–
2012	4	1	2	3	1	2	1	–	–	–	–	–	–	–	–	–	–	–
2013	36	48	44	3	1	4	25	37	38	6	9	2	2	–	–	–	1	–
2014	1	–	–	–	–	–	1	–	–	–	–	–	–	–	–	–	–	–
2019	1	–	–	–	–	–	1	–	–	–	–	–	–	–	–	–	–	–
2021	–	2	1	–	–	–	–	–	1	–	2	–	–	–	–	–	–	–
2022	–	1	–	–	–	–	–	–	–	–	1	–	–	–	–	–	–	–
2029	–	1	–	–	–	–	–	–	–	–	1	–	–	–	–	–	–	–
2031	2	1	–	–	–	–	–	–	–	2	1	–	–	–	–	–	–	–
2033	–	1	–	–	–	–	–	1	–	–	–	–	–	–	–	–	–	–
2040	–	1	1	–	–	–	–	–	–	–	1	1	–	–	–	–	–	–
2051	1	–	1	–	–	–	1	–	1	–	–	–	–	–	–	–	–	–
2052	–	–	2	–	–	–	–	–	2	–	–	–	–	–	–	–	–	–
2061	26	29	20	14	11	5	9	17	13	3	1	2	–	–	–	–	–	–
2062	14	9	10	–	1	–	6	6	7	6	1	2	–	1	1	2	–	–
2063	16	13	12	–	–	–	7	8	9	8	5	3	–	–	–	1	–	–
2071	9	12	11	–	–	–	4	9	9	5	3	2	–	–	–	–	–	–
2073	1	–	5	–	–	–	–	–	5	1	–	–	–	–	–	–	–	–
2091	–	1	2	–	–	–	–	–	–	–	1	2	–	–	–	–	–	–
2092	1	2	–	–	–	–	1	1	–	–	1	–	–	–	–	–	–	–
2099	26	35	20	15	20	6	6	10	11	5	4	1	–	–	2	–	1	–
2110	5	4	3	–	–	–	4	1	2	1	2	1	–	–	–	–	1	–
2121	185	220	186	4	3	4	139	170	161	41	43	20	–	2	1	1	2	–
2122	3	2	2	–	–	–	1	1	1	1	1	1	1	–	–	–	–	–
2211	–	2	2	–	–	–	–	–	1	–	2	–	–	–	–	–	–	1
2212	22	11	9	–	1	–	6	7	5	16	2	4	–	1	–	–	–	–
2219	2	20	13	–	–	1	2	3	1	–	17	11	–	–	–	–	–	–
2221	3	–	3	–	–	–	3	–	1	–	–	2	–	–	–	–	–	–
2222	117	119	88	2	4	2	56	75	73	59	37	12	–	2	1	–	1	–
2223	13	9	15	3	1	–	7	6	13	2	2	2	–	–	–	1	–	–
2229	33	47	31	–	2	1	15	22	28	17	22	1	1	1	1	–	–	–
2311	47	33	19	–	–	–	38	23	15	8	9	4	1	–	–	–	1	–
2319	5	1	2	–	–	1	2	1	1	3	–	–	–	–	–	–	–	–
2320	7	3	7	4	2	7	2	1	–	1	–	–	–	–	–	–	–	–
2330	112	107	73	11	5	10	48	56	51	50	42	8	1	1	3	2	3	1

Capítulo 55 - Goiás

55.1 - Quantidade de acidentes do trabalho liquidados, por consequência, segundo a Classificação Nacional de Atividades Econômicas (CNAE), no estado de Goiás - 2013/2015

(continuação)

CNAE	QUANTIDADE DE ACIDENTES DO TRABALHO LIQUIDADOS																	
	Total			Consequência														
				Assistência Médica			Menos de 15 dias			Mais de 15 dias			Incapacidade Permanente			Óbito		
	2013	2014	2015	2013	2014	2015	2013	2014	2015	2013	2014	2015	2013	2014	2015	2013	2014	2015
2341	8	6	4	–	–	–	–	2	1	8	4	3	–	–	–	–	–	–
2342	96	101	79	5	2	10	58	61	52	32	37	13	1	1	3	–	–	1
2349	6	11	5	–	–	–	2	5	2	4	6	3	–	–	–	–	–	–
2391	24	20	17	–	1	–	11	8	12	13	11	5	–	–	–	–	–	–
2392	–	2	–	–	–	–	–	2	–	–	–	–	–	–	–	–	–	–
2399	4	5	4	1	1	1	1	4	3	2	–	–	–	–	–	–	–	–
2412	76	66	46	57	57	37	12	4	7	6	5	2	1	–	–	–	–	–
2423	–	–	2	–	–	–	–	–	1	–	–	1	–	–	–	–	–	–
2424	4	3	2	–	–	–	1	2	2	3	1	–	–	–	–	–	–	–
2431	14	6	1	1	2	–	10	4	1	3	–	–	–	–	–	–	–	–
2441	6	6	2	–	–	–	4	2	1	2	4	1	–	–	–	–	–	–
2449	1	–	–	–	–	–	1	–	–	–	–	–	–	–	–	–	–	–
2451	–	–	1	–	–	–	–	–	1	–	–	–	–	–	–	–	–	–
2452	2	5	2	–	–	–	1	1	2	1	4	–	–	–	–	–	–	–
2511	72	68	57	4	2	4	37	34	40	30	29	11	1	3	2	–	–	–
2512	78	49	60	2	7	20	35	18	34	40	23	6	1	1	–	–	–	–
2521	5	8	3	–	–	–	3	2	2	1	6	1	1	–	–	–	–	–
2522	3	5	3	–	–	–	–	1	1	3	4	2	–	–	–	–	–	–
2531	1	–	–	–	–	–	1	–	–	–	–	–	–	–	–	–	–	–
2532	11	11	7	–	–	–	4	6	6	7	5	1	–	–	–	–	–	–
2539	23	14	18	1	1	1	9	4	11	13	8	6	–	1	–	–	–	–
2542	16	18	5	–	–	–	4	10	5	11	7	–	1	1	–	–	–	–
2543	1	2	2	–	–	–	–	1	2	1	1	–	–	–	–	–	–	–
2591	12	15	23	–	–	1	11	14	21	1	1	1	–	–	–	–	–	–
2592	15	20	10	–	–	–	9	15	7	6	5	1	–	–	2	–	–	–
2593	5	2	3	–	–	–	4	2	3	1	–	–	–	–	–	–	–	–
2599	56	38	33	6	–	1	21	18	23	29	20	8	–	–	1	–	–	–
2610	–	–	1	–	–	–	–	–	1	–	–	–	–	–	–	–	–	–
2631	–	–	1	–	–	–	–	–	1	–	–	–	–	–	–	–	–	–
2640	6	2	1	–	–	–	3	1	–	3	1	1	–	–	–	–	–	–
2651	2	1	–	–	–	–	1	1	–	1	–	–	–	–	–	–	–	–
2710	2	5	5	–	–	1	1	4	3	1	1	1	–	–	–	–	–	–
2722	2	–	2	1	–	–	–	–	2	1	–	–	–	–	–	–	–	–
2731	3	22	12	–	–	–	2	18	8	1	4	3	–	–	1	–	–	–
2732	1	2	1	–	–	–	1	1	1	–	1	–	–	–	–	–	–	–
2733	–	5	5	–	–	–	–	4	5	–	1	–	–	–	–	–	–	–
2740	2	2	–	–	–	–	2	1	–	–	1	–	–	–	–	–	–	–
2751	–	–	1	–	–	–	–	–	–	–	–	1	–	–	–	–	–	–
2759	–	1	2	–	–	–	–	1	2	–	–	–	–	–	–	–	–	–
2790	8	9	5	1	–	1	4	6	3	3	2	1	–	1	–	–	–	–
2812	4	1	2	–	–	–	1	–	–	3	1	1	–	–	1	–	–	–
2813	5	3	5	–	–	–	2	3	4	3	–	1	–	–	–	–	–	–
2815	1	–	1	–	–	–	–	–	–	1	–	1	–	–	–	–	–	–
2821	–	–	1	–	–	–	–	–	1	–	–	–	–	–	–	–	–	–
2822	5	10	7	–	–	–	3	9	7	2	1	–	–	–	–	–	–	–
2823	3	1	3	–	–	–	2	1	2	1	–	1	–	–	–	–	–	–
2825	1	1	–	–	–	–	–	–	–	1	1	–	–	–	–	–	–	–
2829	13	5	8	1	–	1	3	1	5	9	4	2	–	–	–	–	–	–
2831	1	–	1	–	–	–	–	–	–	1	–	1	–	–	–	–	–	–
2832	–	–	2	–	–	–	–	–	2	–	–	–	–	–	–	–	–	–
2833	55	46	21	26	24	11	16	17	9	13	5	1	–	–	–	–	–	–
2840	8	12	10	1	–	2	3	8	8	4	3	–	–	–	–	–	1	–
2854	2	4	1	–	–	–	1	3	1	1	1	–	–	–	–	–	–	–
2861	2	1	1	–	–	–	1	1	1	1	–	–	–	–	–	–	–	–
2862	12	3	8	1	–	–	7	1	5	4	2	3	–	–	–	–	–	–
2863	–	1	–	–	–	–	–	–	–	–	1	–	–	–	–	–	–	–
2864	1	–	–	–	–	–	–	–	–	1	–	–	–	–	–	–	–	–
2866	1	2	1	–	–	–	1	1	1	–	1	–	–	–	–	–	–	–
2869	5	3	5	–	–	–	4	1	5	1	1	–	–	1	–	–	–	–
2910	152	163	123	53	68	68	81	78	51	17	17	4	–	–	–	1	–	–
2920	1	–	1	–	–	–	1	–	1	–	–	–	–	–	–	–	–	–
2930	46	35	45	3	6	5	22	18	37	20	11	3	–	–	–	1	–	–
2941	–	2	1	–	–	–	–	2	1	–	–	–	–	–	–	–	–	–
2944	1	–	–	–	–	–	–	–	–	1	–	–	–	–	–	–	–	–
2945	–	1	–	–	–	–	–	–	–	–	1	–	–	–	–	–	–	–
2949	4	1	4	–	–	–	3	–	4	1	1	–	–	–	–	–	–	–
2950	8	5	3	–	1	–	2	1	2	5	3	1	–	–	–	1	–	–
3011	1	–	–	–	–	–	1	–	–	–	–	–	–	–	–	–	–	–
3012	–	2	1	–	–	–	–	1	–	–	1	1	–	–	–	–	–	–
3099	–	1	1	–	–	–	–	1	1	–	–	–	–	–	–	–	–	–
3101	73	74	51	1	3	1	24	35	36	47	34	12	–	1	2	1	1	–
3102	29	13	10	1	–	–	10	6	8	18	6	1	–	1	1	–	–	–
3103	2	2	–	–	–	–	1	1	–	1	1	–	–	–	–	–	–	–
3104	28	27	29	–	2	–	12	19	24	16	5	5	–	1	–	–	–	–
3211	1	1	–	–	–	–	1	1	–	–	–	–	–	–	–	–	–	–
3212	6	4	2	–	–	–	4	2	2	2	2	–	–	–	–	–	–	–
3230	7	4	10	–	–	–	3	–	2	4	4	8	–	–	–	–	–	–

Capítulo 55 - Goiás

55.1 - Quantidade de acidentes do trabalho liquidados, por consequência, segundo a Classificação Nacional de Atividades Econômicas (CNAE), no estado de Goiás - 2013/2015

(continuação)

CNAE	QUANTIDADE DE ACIDENTES DO TRABALHO LIQUIDADOS																	
	Total			Consequência														
				Assistência Médica			Menos de 15 dias			Mais de 15 dias			Incapacidade Permanente			Óbito		
	2013	2014	2015	2013	2014	2015	2013	2014	2015	2013	2014	2015	2013	2014	2015	2013	2014	2015
3240	1	2	–	–	–	–	–	1	–	1	1	–	–	–	–	–	–	–
3250	7	7	7	–	–	–	2	4	7	5	2	–	–	1	–	–	–	–
3291	2	4	1	–	–	–	–	–	–	2	4	1	–	–	–	–	–	–
3292	–	1	1	–	–	–	–	–	1	–	1	–	–	–	–	–	–	–
3299	21	26	28	–	1	3	8	18	22	13	7	2	–	–	–	–	–	1
3311	8	7	5	–	1	–	5	5	4	3	1	1	–	–	–	–	–	–
3312	1	3	–	–	–	–	–	1	–	1	2	–	–	–	–	–	–	–
3313	4	4	5	–	–	–	–	2	5	4	2	–	–	–	–	–	–	–
3314	29	15	19	8	2	1	11	9	12	10	4	5	–	–	–	–	–	1
3316	2	4	2	–	–	–	1	1	1	1	3	–	–	–	1	–	–	–
3319	2	–	6	–	–	2	–	–	3	2	–	1	–	–	–	–	–	–
3321	12	7	15	2	2	–	6	4	12	2	1	3	1	–	–	1	–	–
3329	8	6	2	–	–	–	3	1	2	4	5	–	–	–	–	1	–	–
3511	38	26	25	4	5	5	27	12	17	6	9	2	–	–	1	1	–	–
3512	3	2	3	–	–	–	2	1	3	1	1	–	–	–	–	–	–	–
3513	4	–	–	2	–	–	1	–	–	1	–	–	–	–	–	–	–	–
3514	61	40	38	13	9	8	41	27	28	7	4	1	–	–	1	–	–	–
3600	54	21	13	1	–	–	16	11	7	37	7	6	–	3	–	–	–	–
3701	–	9	17	–	–	–	–	9	16	–	–	1	–	–	–	–	–	–
3702	38	17	26	4	–	5	22	15	17	12	2	3	–	–	1	–	–	–
3811	238	207	152	2	4	16	84	109	117	150	87	18	1	3	–	1	4	1
3812	4	3	1	2	–	–	2	2	1	–	1	–	–	–	–	–	–	–
3821	5	1	1	–	–	–	2	1	1	3	–	–	–	–	–	–	–	–
3822	5	1	1	–	–	–	3	1	1	2	–	–	–	–	–	–	–	–
3831	22	16	12	–	–	–	12	10	12	10	5	–	–	1	–	–	–	–
3832	4	10	13	–	–	–	1	5	10	3	5	1	–	–	–	–	–	2
3839	6	13	22	–	1	–	2	6	18	4	5	4	–	–	–	–	1	–
3900	1	1	1	–	–	1	1	–	–	–	1	–	–	–	–	–	–	–
4110	173	174	160	4	6	4	76	105	131	90	58	22	3	2	3	–	3	–
4120	544	479	354	22	13	19	287	280	270	221	176	51	11	3	11	3	7	3
4211	193	188	93	34	22	15	98	100	68	61	58	10	–	4	–	–	4	–
4212	57	53	19	2	4	1	26	35	16	27	14	1	2	–	1	–	–	–
4213	2	3	1	–	–	–	1	3	1	1	–	–	–	–	–	–	–	–
4221	150	194	173	3	6	6	102	108	127	39	78	38	2	–	2	4	2	–
4222	42	28	24	–	–	3	22	12	21	19	15	–	1	1	–	–	–	–
4223	–	21	8	–	–	–	–	–	–	–	21	8	–	–	–	–	–	–
4292	51	28	32	20	12	17	10	4	7	19	11	5	1	1	2	1	–	1
4299	75	53	36	14	8	7	27	24	22	32	16	6	2	2	1	–	3	–
4311	4	3	–	1	–	–	–	3	–	3	–	–	–	–	–	–	–	–
4312	8	3	2	4	–	–	2	3	2	2	–	–	–	–	–	–	–	–
4313	39	59	37	1	5	–	13	38	30	22	14	6	2	1	1	1	1	–
4319	7	8	16	5	6	13	1	1	2	1	1	–	–	–	1	–	–	–
4321	29	39	29	3	1	1	10	17	21	16	18	5	–	1	–	–	2	2
4322	13	16	16	–	–	–	5	12	12	8	4	4	–	–	–	–	–	–
4329	23	22	29	4	–	–	11	18	27	8	3	1	–	–	–	–	1	1
4330	38	41	30	–	1	2	14	25	19	23	12	7	1	3	1	–	–	1
4391	11	6	6	2	–	–	5	1	5	4	5	1	–	–	–	–	–	–
4399	91	70	63	6	6	7	45	42	50	39	19	5	1	2	1	–	1	–
4511	91	79	64	2	1	2	50	48	49	39	26	12	–	3	1	–	1	–
4512	2	–	1	–	–	–	1	–	1	–	–	–	–	–	–	1	–	–
4520	80	81	63	5	4	4	28	39	50	46	35	8	1	2	–	–	1	1
4530	202	204	145	3	3	–	77	89	109	115	109	29	7	2	6	–	1	1
4541	40	29	27	–	1	–	17	12	21	23	15	6	–	1	–	–	–	–
4543	2	–	2	–	–	–	1	–	–	1	–	2	–	–	–	–	–	–
4611	–	2	–	–	–	–	–	1	–	–	1	–	–	–	–	–	–	–
4614	1	–	–	–	–	–	–	–	–	1	–	–	–	–	–	–	–	–
4617	2	–	–	–	–	–	–	–	–	2	–	–	–	–	–	–	–	–
4618	1	1	–	–	–	–	–	1	–	1	–	–	–	–	–	–	–	–
4619	1	1	–	–	–	–	1	–	–	–	1	–	–	–	–	–	–	–
4622	2	1	3	–	–	1	1	–	1	–	–	1	–	1	–	1	–	–
4623	60	24	12	1	1	1	44	14	9	15	7	2	–	–	–	–	2	–
4631	7	5	8	–	1	–	4	4	8	3	–	–	–	–	–	–	–	–
4632	11	5	15	–	–	1	5	4	11	6	1	2	–	–	1	–	–	–
4633	12	13	12	–	–	–	3	4	7	9	8	3	–	–	1	–	1	1
4634	12	13	13	1	–	–	5	10	12	5	3	1	1	–	–	–	–	–
4635	84	109	72	–	1	–	46	74	59	36	32	13	1	2	–	1	–	–
4636	2	3	3	–	2	–	1	1	3	1	–	–	–	–	–	–	–	–
4637	12	10	15	–	1	–	5	6	13	7	3	2	–	–	–	–	–	–
4639	41	36	52	1	1	3	16	23	44	23	12	3	1	–	2	–	–	–
4641	5	11	8	–	–	–	4	3	6	1	8	2	–	–	–	–	–	–
4642	12	16	32	–	1	3	4	12	28	8	3	1	–	–	–	–	–	–
4643	3	–	1	–	–	–	1	–	1	1	–	–	1	–	–	–	–	–
4644	25	30	40	–	–	4	9	19	32	16	10	4	–	1	–	–	–	–
4645	4	9	7	–	1	–	1	7	5	3	1	2	–	–	–	–	–	–
4646	15	47	43	–	–	–	7	27	35	8	20	8	–	–	–	–	–	–
4647	4	5	2	–	–	–	1	2	1	3	3	1	–	–	–	–	–	–
4649	22	28	20	1	8	2	14	15	14	7	5	3	–	–	–	–	–	1

Capítulo 55 - Goiás

55.1 - Quantidade de acidentes do trabalho liquidados, por consequência, segundo a Classificação Nacional de Atividades Econômicas (CNAE), no estado de Goiás - 2013/2015

(continuação)

CNAE	QUANTIDADE DE ACIDENTES DO TRABALHO LIQUIDADOS																	
	Total			Consequência														
				Assistência Médica			Menos de 15 dias			Mais de 15 dias			Incapacidade Permanente			Óbito		
	2013	2014	2015	2013	2014	2015	2013	2014	2015	2013	2014	2015	2013	2014	2015	2013	2014	2015
4651	2	–	–	–	–	–	2	–	–	–	–	–	–	–	–	–	–	–
4652	2	–	–	–	–	–	1	–	–	1	–	–	–	–	–	–	–	–
4661	16	15	9	2	1	–	6	9	9	8	5	–	–	–	–	–	–	–
4662	6	4	8	1	–	1	2	2	6	2	2	1	1	–	–	–	–	–
4663	4	5	5	–	–	1	2	2	3	2	2	1	–	–	–	–	1	–
4664	3	1	1	–	–	–	2	1	1	–	–	–	–	–	–	1	–	–
4665	5	7	2	–	–	1	4	2	1	1	4	–	–	–	–	–	1	–
4669	22	16	11	6	5	2	8	3	7	8	7	2	–	1	–	–	–	–
4671	6	6	4	–	–	–	5	3	3	1	3	1	–	–	–	–	–	–
4672	13	13	3	2	2	1	7	7	2	4	4	–	–	–	–	–	–	–
4673	6	3	4	–	–	–	3	1	4	3	2	–	–	–	–	–	–	–
4674	2	–	2	–	–	–	1	–	1	1	–	–	–	–	1	–	–	–
4679	17	16	16	–	1	–	9	9	12	6	6	4	2	–	–	–	–	–
4681	2	8	4	–	1	–	2	1	3	–	6	1	–	–	–	–	–	–
4682	21	29	28	1	6	1	9	16	25	10	7	1	1	–	–	–	–	1
4683	4	4	7	–	–	–	–	3	6	4	1	–	–	–	–	–	–	1
4684	4	–	–	–	–	–	4	–	–	–	–	–	–	–	–	–	–	–
4685	2	–	3	–	–	–	–	–	3	2	–	–	–	–	–	–	–	–
4686	7	4	2	–	–	–	2	2	1	5	2	1	–	–	–	–	–	–
4687	25	11	11	1	2	1	12	5	5	11	4	5	–	–	–	1	–	–
4689	20	18	21	–	–	–	11	13	17	8	4	3	–	1	–	1	–	1
4691	9	8	10	–	–	1	3	5	9	6	3	–	–	–	–	–	–	–
4692	8	6	8	–	1	–	2	2	6	6	3	1	–	–	–	–	–	1
4693	36	21	18	–	1	–	24	15	17	10	5	1	–	–	–	2	–	–
4711	349	294	312	1	4	1	215	203	270	129	85	39	3	–	–	1	2	2
4712	47	40	41	–	–	–	15	15	28	31	23	10	1	2	2	–	–	1
4713	38	30	17	1	2	1	28	21	15	9	5	1	–	1	–	–	1	–
4721	36	27	16	–	1	1	14	10	12	20	15	2	1	1	1	1	–	–
4722	28	23	14	–	–	1	10	9	10	18	14	3	–	–	–	–	–	–
4723	23	13	24	–	3	–	13	6	15	10	4	7	–	–	–	–	–	2
4724	4	10	3	–	–	–	1	6	3	3	4	–	–	–	–	–	–	–
4729	24	21	25	–	–	1	14	8	17	10	13	6	–	–	–	–	–	1
4731	72	77	90	1	1	2	21	37	66	50	38	21	–	1	1	–	–	–
4732	–	1	1	–	–	–	–	–	–	–	1	1	–	–	–	–	–	–
4741	11	11	11	–	–	1	4	5	5	7	6	5	–	–	–	–	–	–
4742	16	16	16	–	–	1	9	7	14	7	9	1	–	–	–	–	–	–
4743	12	14	7	–	1	–	4	5	4	7	7	3	1	1	–	–	–	–
4744	230	186	148	4	5	4	87	90	107	134	84	30	4	6	4	1	1	3
4751	27	17	21	–	1	1	9	6	18	16	10	1	1	–	–	1	–	1
4752	10	6	13	–	–	–	3	3	10	7	2	3	–	1	–	–	–	–
4753	69	81	53	2	8	5	35	53	41	29	18	7	1	1	–	2	1	–
4754	35	24	33	1	–	1	12	8	24	22	15	8	–	1	–	–	–	–
4755	17	17	17	1	–	–	5	7	14	10	9	3	1	–	–	–	1	–
4756	1	–	1	–	–	–	–	–	–	1	–	1	–	–	–	–	–	–
4757	5	8	7	–	1	–	1	2	3	4	5	4	–	–	–	–	–	–
4759	14	13	12	–	2	–	9	5	10	5	5	2	–	–	–	–	1	–
4761	7	4	4	–	–	–	4	1	3	3	3	1	–	–	–	–	–	–
4763	17	15	5	–	–	–	8	8	5	9	5	–	–	–	–	–	2	–
4771	131	92	86	5	4	8	39	36	53	86	46	25	–	5	–	1	1	–
4772	9	4	12	–	–	1	3	2	10	6	2	1	–	–	–	–	–	–
4773	9	4	4	–	–	–	4	1	2	5	3	2	–	–	–	–	–	–
4774	4	–	2	–	–	1	1	–	1	3	–	–	–	–	–	–	–	–
4781	73	65	47	5	2	2	26	32	38	42	28	7	–	3	–	–	–	–
4782	24	28	33	–	1	2	9	13	23	14	14	8	1	–	–	–	–	–
4783	6	4	5	–	–	–	3	2	5	3	1	–	–	–	–	–	1	–
4784	36	20	28	–	–	–	14	9	18	22	10	6	–	–	3	–	1	1
4785	–	–	1	–	–	–	–	–	1	–	–	–	–	–	–	–	–	–
4789	86	73	63	2	3	4	30	30	50	52	37	9	1	3	–	1	–	–
4911	–	5	1	–	1	1	–	3	–	–	–	–	–	–	–	–	1	–
4921	210	158	133	–	2	1	131	109	115	77	44	16	1	2	1	1	1	–
4922	43	49	24	–	2	–	17	27	19	24	18	3	2	–	2	–	2	–
4923	31	50	24	–	–	–	16	32	21	15	17	3	–	1	–	–	–	–
4924	–	3	1	–	–	–	–	1	–	–	–	1	–	1	–	–	1	–
4929	18	14	16	–	–	2	2	6	10	15	4	3	1	3	1	–	1	–
4930	403	380	329	7	27	34	145	185	202	226	142	71	12	11	11	13	15	11
4940	–	3	2	–	2	2	–	1	–	–	–	–	–	–	–	–	–	–
5021	–	3	1	–	–	–	–	1	1	–	2	–	–	–	–	–	–	–
5030	–	1	–	–	–	–	–	–	–	–	1	–	–	–	–	–	–	–
5111	8	17	27	1	–	–	5	5	5	2	12	22	–	–	–	–	–	–
5112	1	1	2	–	1	–	1	–	1	–	–	–	–	–	1	–	–	–
5120	1	1	–	–	–	–	–	1	–	1	–	–	–	–	–	–	–	–
5211	51	42	33	6	1	1	19	28	22	24	12	8	2	1	1	–	–	1
5212	18	20	8	–	–	–	10	1	4	8	19	4	–	–	–	–	–	–
5221	–	–	18	–	–	2	–	–	13	–	–	3	–	–	–	–	–	–
5223	1	5	6	–	1	–	–	2	5	1	2	1	–	–	–	–	–	–
5229	20	14	12	2	–	–	6	7	10	12	7	2	–	–	–	–	–	–
5240	11	13	13	1	–	–	8	12	10	2	1	3	–	–	–	–	–	–
5250	10	8	3	1	1	–	9	6	3	–	1	–	–	–	–	–	–	–
5310	232	193	161	33	14	30	155	161	124	44	16	7	–	2	–	–	–	–
5320	42	28	25	–	–	1	14	10	19	27	17	4	1	1	1	–	–	–

Capítulo 55 - Goiás

55.1 - Quantidade de acidentes do trabalho liquidados, por consequência, segundo a Classificação Nacional de Atividades Econômicas (CNAE), no estado de Goiás - 2013/2015

(continuação)

CNAE	QUANTIDADE DE ACIDENTES DO TRABALHO LIQUIDADOS																	
	Total			Consequência														
				Assistência Médica			Menos de 15 dias			Mais de 15 dias			Incapacidade Permanente			Óbito		
	2013	2014	2015	2013	2014	2015	2013	2014	2015	2013	2014	2015	2013	2014	2015	2013	2014	2015
5510	108	106	128	4	5	9	40	58	100	64	40	16	–	2	–	–	1	3
5590	1	1	–	–	–	–	–	1	–	1	–	–	–	–	–	–	–	–
5611	257	208	252	9	7	6	127	124	193	117	75	43	2	2	7	2	–	3
5612	–	1	1	–	–	–	–	1	–	–	–	1	–	–	–	–	–	–
5620	82	54	71	14	8	4	41	40	61	26	6	6	–	–	–	1	–	–
5811	1	–	1	–	–	1	–	–	–	1	–	–	–	–	–	–	–	–
5812	2	–	–	–	–	–	2	–	–	–	–	–	–	–	–	–	–	–
5819	1	–	–	–	–	–	–	–	–	1	–	–	–	–	–	–	–	–
5822	3	6	2	–	–	–	2	6	2	1	–	–	–	–	–	–	–	–
5829	6	4	5	–	1	–	–	2	4	6	–	–	–	1	1	–	–	–
5911	–	1	1	–	–	–	–	1	1	–	–	–	–	–	–	–	–	–
5914	1	–	1	–	–	–	–	–	1	1	–	–	–	–	–	–	–	–
6010	1	–	1	–	–	–	–	–	–	1	–	1	–	–	–	–	–	–
6021	7	12	21	–	1	2	6	9	16	1	2	3	–	–	–	–	–	–
6110	21	20	15	–	1	1	12	11	14	9	7	–	–	–	–	–	1	–
6120	3	–	6	–	–	–	2	–	5	1	–	1	–	–	–	–	–	–
6130	–	–	1	–	–	1	–	–	–	–	–	–	–	–	–	–	–	–
6141	4	5	1	–	–	–	2	4	1	2	–	–	–	1	–	–	–	–
6143	1	–	–	–	–	–	1	–	–	–	–	–	–	–	–	–	–	–
6190	1	1	3	–	–	–	–	–	2	1	1	1	–	–	–	–	–	–
6201	2	18	11	–	1	–	1	2	3	1	15	8	–	–	–	–	–	–
6202	4	4	3	–	–	–	1	3	3	3	1	–	–	–	–	–	–	–
6203	1	–	1	–	–	–	–	–	1	1	–	–	–	–	–	–	–	–
6204	23	4	7	1	–	–	19	3	6	3	1	1	–	–	–	–	–	–
6209	11	5	5	–	–	–	2	1	3	9	4	2	–	–	–	–	–	–
6311	8	6	8	–	–	–	3	2	5	5	4	2	–	–	–	–	–	1
6399	4	2	3	–	–	–	3	2	3	1	–	–	–	–	–	–	–	–
6421	8	4	1	–	–	–	2	3	1	6	–	–	–	1	–	–	–	–
6422	91	60	47	1	3	1	46	49	43	44	7	1	–	1	1	–	–	1
6423	26	14	6	4	1	–	4	8	5	18	4	1	–	1	–	–	–	–
6424	2	2	5	–	–	–	1	1	4	1	1	1	–	–	–	–	–	–
6431	1	–	–	–	–	–	–	–	–	1	–	–	–	–	–	–	–	–
6434	–	1	–	–	–	–	–	1	–	–	–	–	–	–	–	–	–	–
6435	–	–	1	–	–	–	–	–	–	–	–	1	–	–	–	–	–	–
6436	–	–	1	–	–	–	–	–	1	–	–	–	–	–	–	–	–	–
6440	3	1	4	–	1	–	3	–	3	–	–	1	–	–	–	–	–	–
6462	12	14	11	1	2	–	5	6	6	6	6	4	–	–	–	–	–	1
6463	3	3	4	–	–	–	–	3	3	3	–	1	–	–	–	–	–	–
6491	–	1	–	–	–	–	–	1	–	–	–	–	–	–	–	–	–	–
6493	2	1	–	–	–	–	1	–	–	1	1	–	–	–	–	–	–	–
6512	–	1	–	–	–	–	–	–	–	–	1	–	–	–	–	–	–	–
6541	1	3	1	–	–	–	1	2	1	–	1	–	–	–	–	–	–	–
6550	4	11	14	–	2	1	3	5	13	1	4	–	–	–	–	–	–	–
6612	2	1	–	–	–	–	2	1	–	–	–	–	–	–	–	–	–	–
6613	–	3	1	–	–	–	–	–	–	–	3	1	–	–	–	–	–	–
6619	1	3	–	–	–	–	–	1	–	1	2	–	–	–	–	–	–	–
6622	2	2	8	1	–	–	–	1	8	1	1	–	–	–	–	–	–	–
6629	1	1	–	–	–	–	1	–	–	–	1	–	–	–	–	–	–	–
6630	–	4	4	–	–	–	–	–	1	–	4	3	–	–	–	–	–	–
6810	10	40	15	–	4	–	3	25	10	7	10	4	–	1	–	–	–	1
6821	7	4	6	1	–	2	2	3	3	4	1	1	–	–	–	–	–	–
6822	11	17	10	1	1	1	2	12	7	7	2	2	–	–	–	1	2	–
6911	3	2	4	–	–	–	2	–	3	1	2	1	–	–	–	–	–	–
6912	6	1	2	–	–	–	2	–	1	4	1	1	–	–	–	–	–	–
6920	41	46	41	–	2	2	19	24	35	21	20	4	1	–	–	–	–	–
7010	1	–	–	–	–	–	1	–	–	–	–	–	–	–	–	–	–	–
7020	5	6	11	1	1	–	3	3	9	1	1	2	–	–	–	–	1	–
7111	1	1	1	1	–	–	–	–	1	–	1	–	–	–	–	–	–	–
7112	65	63	53	7	6	7	33	42	41	25	15	4	–	–	1	–	–	–
7119	15	7	5	4	2	1	4	4	4	6	–	–	1	1	–	–	–	–
7120	4	6	5	–	1	1	1	3	3	3	2	1	–	–	–	–	–	–
7210	10	16	8	–	2	3	8	12	5	2	2	–	–	–	–	–	–	–
7220	–	–	1	–	–	–	–	–	–	–	–	1	–	–	–	–	–	–
7311	–	1	3	–	–	–	–	–	–	–	1	3	–	–	–	–	–	–
7312	3	6	2	–	–	–	–	3	1	3	3	1	–	–	–	–	–	–
7319	11	6	4	–	–	–	2	3	4	9	3	–	–	–	–	–	–	–
7320	1	5	1	–	–	–	1	1	1	–	4	–	–	–	–	–	–	–
7410	1	–	1	–	–	–	–	–	1	1	–	–	–	–	–	–	–	–
7420	1	2	6	–	–	–	–	–	1	1	2	5	–	–	–	–	–	–
7490	10	9	8	–	–	1	6	6	5	4	3	2	–	–	–	–	–	–
7500	–	3	–	–	–	–	–	2	–	–	1	–	–	–	–	–	–	–
7711	8	2	7	–	–	–	4	1	3	4	1	4	–	–	–	–	–	–
7719	6	8	7	–	–	1	5	5	2	1	3	4	–	–	–	–	–	–
7721	–	–	1	–	–	–	–	–	1	–	–	–	–	–	–	–	–	–
7722	–	1	–	–	–	–	–	–	–	–	1	–	–	–	–	–	–	–
7729	–	1	1	–	–	–	–	–	1	–	1	–	–	–	–	–	–	–
7731	8	3	4	3	1	–	2	–	3	3	2	–	–	–	–	–	–	1
7732	26	20	7	3	2	1	10	10	4	13	7	2	–	–	–	–	1	–
7733	1	1	2	–	1	–	–	–	1	1	–	1	–	–	–	–	–	–
7739	11	9	11	–	–	–	3	2	9	8	7	2	–	–	–	–	–	–

Capítulo 55 - Goiás

55.1 - Quantidade de acidentes do trabalho liquidados, por consequência, segundo a Classificação Nacional de Atividades Econômicas (CNAE), no estado de Goiás - 2013/2015

(conclusão)

CNAE	QUANTIDADE DE ACIDENTES DO TRABALHO LIQUIDADOS																	
	Total			Consequência														
				Assistência Médica			Menos de 15 dias			Mais de 15 dias			Incapacidade Permanente			Óbito		
	2013	2014	2015	2013	2014	2015	2013	2014	2015	2013	2014	2015	2013	2014	2015	2013	2014	2015
7810	4	5	9	–	–	1	3	3	8	1	2	–	–	–	–	–	–	–
7820	47	53	77	8	13	10	25	32	58	14	8	8	–	–	–	–	–	1
7830	11	4	4	–	2	–	7	1	3	4	1	1	–	–	–	–	–	–
7911	4	3	2	–	–	–	1	2	1	3	1	1	–	–	–	–	–	–
7990	6	1	1	–	–	–	4	1	1	2	–	–	–	–	–	–	–	–
8011	129	134	96	4	3	2	62	77	75	62	53	13	1	1	3	–	–	3
8012	52	58	50	9	5	11	23	37	32	16	13	6	1	–	–	3	3	1
8020	16	11	18	–	–	–	9	7	14	6	4	2	1	–	–	–	–	2
8030	–	–	6	–	–	–	–	–	–	–	–	6	–	–	–	–	–	–
8111	19	14	11	–	–	–	4	8	8	15	6	3	–	–	–	–	–	–
8112	103	69	69	3	5	3	50	31	56	48	32	7	1	1	2	1	–	1
8121	208	122	113	14	6	7	83	74	85	107	39	20	1	3	1	3	–	–
8122	8	10	1	–	–	–	1	4	1	5	6	–	–	–	–	2	–	–
8129	36	33	30	4	5	2	11	20	20	20	7	7	1	–	–	–	1	1
8130	8	7	4	–	–	–	3	2	2	5	5	2	–	–	–	–	–	–
8211	42	33	30	1	3	2	19	13	23	19	17	5	1	–	–	2	–	–
8219	17	19	15	–	–	–	8	11	9	9	8	6	–	–	–	–	–	–
8220	231	149	158	6	1	2	154	116	142	69	31	12	–	–	1	2	1	1
8230	7	6	5	–	–	–	3	1	4	4	5	1	–	–	–	–	–	–
8291	8	8	7	–	–	–	1	5	3	6	3	4	1	–	–	–	–	–
8292	3	–	–	–	–	–	2	–	–	1	–	–	–	–	–	–	–	–
8299	129	111	72	5	16	4	82	65	56	42	29	10	–	1	2	–	–	–
8411	169	84	84	13	4	8	45	49	66	98	28	7	13	3	3	–	–	–
8412	3	1	–	1	–	–	–	–	–	1	–	–	1	1	–	–	–	–
8413	–	3	–	–	–	–	–	3	–	–	–	–	–	–	–	–	–	–
8423	5	8	3	–	–	–	–	6	2	5	2	1	–	–	–	–	–	–
8424	4	9	10	–	–	–	2	4	9	2	5	1	–	–	–	–	–	–
8430	1	1	2	–	–	–	1	–	2	–	1	–	–	–	–	–	–	–
8511	4	42	44	–	–	2	2	2	2	2	40	40	–	–	–	–	–	–
8512	17	12	14	–	–	–	7	8	11	10	3	3	–	1	–	–	–	–
8513	27	23	25	–	–	–	13	16	20	13	5	5	1	1	–	–	1	–
8520	18	23	9	–	2	–	6	12	7	12	8	2	–	–	–	–	1	–
8531	19	19	19	2	2	–	7	10	14	9	7	5	1	–	–	–	–	–
8532	22	17	24	1	2	–	9	10	19	12	5	5	–	–	–	–	–	–
8541	1	2	4	–	–	–	–	–	4	1	2	–	–	–	–	–	–	–
8542	1	1	3	–	–	–	–	–	2	1	1	1	–	–	–	–	–	–
8550	2	2	3	–	–	–	1	1	3	1	1	–	–	–	–	–	–	–
8591	1	–	–	–	–	–	1	–	–	–	–	–	–	–	–	–	–	–
8592	–	1	–	–	–	–	–	–	–	–	1	–	–	–	–	–	–	–
8593	1	2	4	–	–	–	–	1	3	1	1	1	–	–	–	–	–	–
8599	46	47	54	4	5	1	29	34	50	12	8	3	–	–	–	1	–	–
8610	945	943	1.051	450	441	557	391	451	475	103	48	18	–	1	1	1	2	–
8630	65	103	68	26	45	34	24	43	30	15	15	3	–	–	1	–	–	–
8640	93	98	107	34	33	28	40	54	70	17	11	7	1	–	1	1	–	1
8650	8	7	6	1	4	1	2	2	4	5	1	1	–	–	–	–	–	–
8660	41	23	7	7	2	2	32	20	5	2	–	–	–	1	–	–	–	–
8690	12	5	8	1	1	1	5	2	7	6	2	–	–	–	–	–	–	–
8711	3	–	5	–	–	1	3	–	2	–	–	2	–	–	–	–	–	–
8720	11	9	9	4	1	1	6	8	8	1	–	–	–	–	–	–	–	–
8730	4	3	1	–	–	–	1	1	1	3	2	–	–	–	–	–	–	–
8800	131	146	124	11	19	16	104	110	101	15	16	6	1	1	–	–	–	1
9001	1	5	2	–	–	–	–	2	1	1	3	1	–	–	–	–	–	–
9311	1	–	–	–	–	–	–	–	–	1	–	–	–	–	–	–	–	–
9312	21	11	9	–	–	–	8	4	9	12	7	–	–	–	–	1	–	–
9313	8	9	8	1	–	2	2	8	5	5	1	1	–	–	–	–	–	–
9319	1	1	–	–	–	–	–	–	–	1	1	–	–	–	–	–	–	–
9321	5	11	6	1	–	–	2	7	6	2	4	–	–	–	–	–	–	–
9329	2	2	1	–	–	–	–	1	1	2	1	–	–	–	–	–	–	–
9411	1	4	3	–	–	1	1	4	1	–	–	1	–	–	–	–	–	–
9412	13	7	17	1	–	–	7	3	15	5	4	2	–	–	–	–	–	–
9420	22	20	21	–	1	1	8	13	18	13	6	1	1	–	1	–	–	–
9430	84	86	121	7	15	36	42	47	72	34	24	13	1	–	–	–	–	–
9491	20	17	18	–	2	–	7	9	17	12	5	1	1	1	–	–	–	–
9492	–	–	2	–	–	–	–	–	1	–	–	1	–	–	–	–	–	–
9493	2	1	–	–	–	–	1	–	–	1	1	–	–	–	–	–	–	–
9499	39	73	101	20	41	49	12	28	42	7	4	9	–	–	1	–	–	–
9511	6	9	7	–	–	1	2	4	6	4	5	–	–	–	–	–	–	–
9512	4	1	1	–	–	–	3	–	1	1	1	–	–	–	–	–	–	–
9521	5	4	2	–	–	–	1	–	1	4	4	1	–	–	–	–	–	–
9529	5	4	7	–	–	–	1	1	5	3	3	2	1	–	–	–	–	–
9601	14	8	8	2	–	–	6	2	8	6	6	–	–	–	–	–	–	–
9602	6	6	4	–	–	–	4	5	4	2	1	–	–	–	–	–	–	–
9603	14	19	15	–	–	3	6	10	8	8	9	3	–	–	1	–	–	–
9609	9	7	6	–	1	–	2	2	4	7	3	2	–	1	–	–	–	–
9700	2	1	3	–	–	–	2	1	3	–	–	–	–	–	–	–	–	–
Ignorado	382	2.061	1.732	2	2	2	103	108	147	221	1.906	1.525	55	43	54	1	2	4

Fonte: DATAPREV, CAT, SUB.

Nota: Os dados são preliminares, estando sujeitos a correções.

Capítulo 55 - Goiás

55.2 - Quantidade mensal de acidentes do trabalho liquidados, por consequência, no estado de Goiás - 2013/2015

MESES	QUANTIDADE DE ACIDENTES DO TRABALHO LIQUIDADOS																	
	Total			Consequência														
				Assistência Médica			Menos de 15 dias			Mais de 15 dias			Incapacidade Permanente			Óbito		
	2013	2014	2015	2013	2014	2015	2013	2014	2015	2013	2014	2015	2013	2014	2015	2013	2014	2015
TOTAL	**17.656**	**17.674**	**15.872**	**2.330**	**2.413**	**2.417**	**8.352**	**8.560**	**9.722**	**6.644**	**6.349**	**3.418**	**226**	**224**	**214**	**104**	**128**	**101**
Janeiro	1.241	1.369	1.179	141	200	170	616	621	625	463	521	362	14	18	17	7	9	5
Fevereiro	1.247	1.333	1.229	172	181	193	573	586	718	477	541	294	17	16	20	8	9	4
Março	1.354	1.378	1.426	243	192	227	576	667	866	515	486	289	14	24	34	6	9	10
Abril	1.513	1.372	1.273	222	183	208	728	672	756	541	499	274	16	14	26	6	4	9
Maio	1.605	1.609	1.298	204	223	200	778	817	776	593	533	286	18	24	30	12	12	6
Junho	1.616	1.441	1.304	216	190	188	743	647	809	616	562	277	31	26	17	10	16	13
Julho	1.546	1.595	1.446	199	221	210	749	790	899	567	559	310	17	18	20	14	7	7
Agosto	1.602	1.628	1.500	173	217	203	806	761	971	591	616	298	25	19	17	7	15	11
Setembro	1.508	1.671	1.476	151	205	220	737	858	936	585	579	300	21	15	10	14	14	10
Outubro	1.644	1.669	1.373	220	217	209	775	819	887	617	607	258	25	15	8	7	11	11
Novembro	1.540	1.373	1.278	214	193	208	688	701	806	614	452	248	16	18	11	8	9	5
Dezembro	1.240	1.236	1.090	175	191	181	583	621	673	465	394	222	12	17	4	5	13	10

Fonte: DATAPREV, CAT, SUB.
Nota: Os dados são preliminares, estando sujeitos a correções.

DISTRIBUIÇÃO DE ACIDENTES DO TRABALHO LIQUIDADOS, POR CONSEQUÊNCIA, NO ESTADO DE GOIÁS - 2015

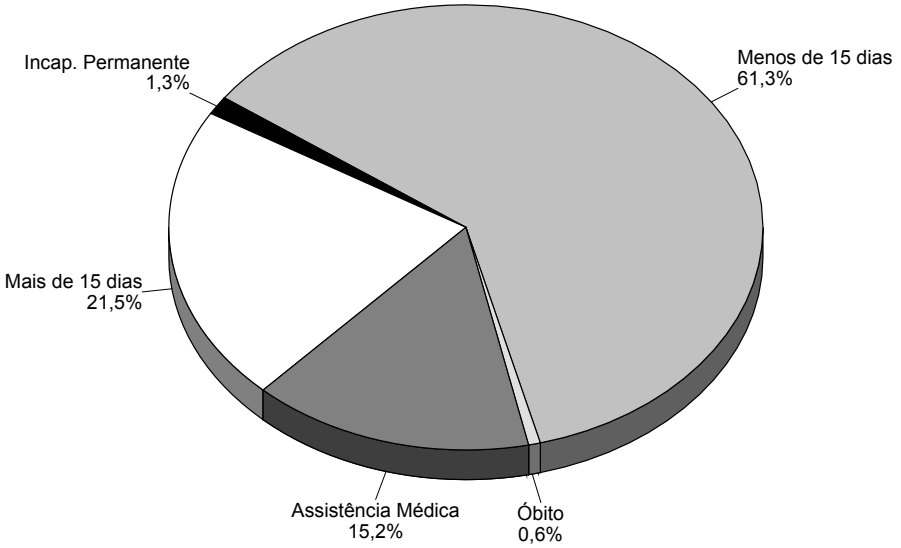

Fonte: DATAPREV, CAT, SUB.

Capítulo 56 - Distrito Federal

56.1 - Quantidade de acidentes do trabalho liquidados, por consequência, segundo a Classificação Nacional de Atividades Econômicas (CNAE), no Distrito Federal - 2013/2015

(continua)

CNAE	QUANTIDADE DE ACIDENTES DO TRABALHO LIQUIDADOS																	
	Total			Consequência														
				Assistência Médica			Menos de 15 dias			Mais de 15 dias			Incapacidade Permanente			Óbito		
	2013	2014	2015	2013	2014	2015	2013	2014	2015	2013	2014	2015	2013	2014	2015	2013	2014	2015
TOTAL	**9.294**	**9.112**	**7.507**	**605**	**739**	**775**	**4.667**	**4.866**	**4.931**	**3.756**	**3.190**	**1.626**	**236**	**279**	**149**	**30**	**38**	**26**
0111	7	31	21	–	–	–	–	3	1	7	28	20	–	–	–	–	–	–
0112	3	9	4	–	–	–	2	2	–	1	7	3	–	–	1	–	–	–
0113	1	–	–	–	–	–	1	–	–	–	–	–	–	–	–	–	–	–
0115	17	2	7	–	1	–	2	1	4	13	–	1	2	–	2	–	–	–
0116	–	1	1	–	–	–	–	1	1	–	–	–	–	–	–	–	–	–
0119	3	–	–	–	–	–	1	–	–	2	–	–	–	–	–	–	–	–
0121	3	23	12	–	–	–	2	2	2	1	21	10	–	–	–	–	–	–
0122	1	–	1	–	–	–	–	–	1	1	–	–	–	–	–	–	–	–
0133	1	–	–	–	–	–	–	–	–	1	–	–	–	–	–	–	–	–
0134	1	–	1	–	–	–	–	–	1	1	–	–	–	–	–	–	–	–
0139	2	1	–	–	–	–	1	–	–	1	1	–	–	–	–	–	–	–
0141	7	5	–	1	3	–	2	1	–	4	–	–	–	1	–	–	–	–
0142	–	–	1	–	–	–	–	–	1	–	–	–	–	–	–	–	–	–
0151	14	–	–	–	–	–	1	–	–	13	–	–	–	–	–	–	–	–
0152	–	–	1	–	–	–	–	–	1	–	–	–	–	–	–	–	–	–
0154	1	1	2	–	–	–	–	1	2	1	–	–	–	–	–	–	–	–
0155	8	10	8	–	–	–	4	7	7	3	2	1	1	1	–	–	–	–
0161	6	2	2	–	–	–	1	1	2	5	1	–	–	–	–	–	–	–
0162	2	1	–	–	–	–	1	1	–	1	–	–	–	–	–	–	–	–
0163	–	–	1	–	–	–	–	–	1	–	–	–	–	–	–	–	–	–
0210	1	1	–	–	–	–	–	1	–	1	–	–	–	–	–	–	–	–
0230	1	–	–	–	–	–	–	–	–	1	–	–	–	–	–	–	–	–
0600	1	–	–	–	–	–	–	–	–	–	–	–	1	–	–	–	–	–
0724	–	1	–	–	–	–	–	–	–	–	1	–	–	–	–	–	–	–
0810	7	–	3	–	–	–	2	–	2	4	–	–	–	–	1	1	–	–
0891	3	1	–	–	–	–	–	1	–	3	–	–	–	–	–	–	–	–
0899	–	3	1	–	–	–	–	1	1	–	1	–	–	1	–	–	–	–
1011	6	3	3	–	–	–	–	3	2	6	–	1	–	–	–	–	–	–
1012	88	52	38	35	32	13	17	13	18	33	7	6	3	–	–	–	–	1
1013	10	4	1	–	–	–	3	3	1	7	1	–	–	–	–	–	–	–
1020	1	1	2	–	–	–	1	–	2	–	1	–	–	–	–	–	–	–
1032	14	–	1	–	–	–	–	–	–	13	–	–	1	–	1	–	–	–
1033	1	–	1	–	–	–	1	–	1	–	–	–	–	–	–	–	–	–
1051	2	1	–	–	–	–	–	–	–	2	1	–	–	–	–	–	–	–
1053	3	1	–	–	–	–	1	–	–	2	1	–	–	–	–	–	–	–
1061	1	1	–	–	–	–	–	–	–	1	–	–	–	1	–	–	–	–
1062	3	4	–	–	1	–	2	2	–	1	1	–	–	–	–	–	–	–
1064	1	–	–	–	–	–	1	–	–	–	–	–	–	–	–	–	–	–
1066	8	6	33	–	2	2	2	3	27	5	–	3	1	–	–	–	1	1
1069	2	2	–	–	–	–	–	2	–	2	–	–	–	–	–	–	–	–
1071	2	–	–	–	–	–	–	–	–	1	–	–	1	–	–	–	–	–
1072	1	–	–	–	–	–	1	–	–	–	–	–	–	–	–	–	–	–
1081	9	4	5	1	1	–	5	2	4	2	–	1	1	1	–	–	–	–
1091	36	15	35	1	–	–	12	7	27	23	8	7	–	–	1	–	–	–
1092	1	2	2	–	–	–	–	1	2	1	1	–	–	–	–	–	–	–
1093	3	–	–	–	–	–	2	–	–	1	–	–	–	–	–	–	–	–
1094	2	4	2	–	–	–	2	3	2	–	1	–	–	–	–	–	–	–
1095	1	–	–	–	–	–	–	–	–	1	–	–	–	–	–	–	–	–
1096	3	1	–	–	–	–	–	1	–	3	–	–	–	–	–	–	–	–
1099	5	3	4	–	–	–	2	–	3	3	3	1	–	–	–	–	–	–
1111	–	7	4	–	–	–	–	–	–	–	7	4	–	–	–	–	–	–
1113	4	5	1	3	2	1	–	–	–	1	2	–	–	1	–	–	–	–
1121	1	5	4	–	–	–	–	3	3	1	2	–	–	–	–	–	–	1
1122	91	59	48	1	–	–	68	51	45	20	8	2	1	–	1	1	–	–
1220	–	1	–	–	–	–	–	–	–	–	–	–	–	1	–	–	–	–
1340	–	1	–	–	–	–	–	1	–	–	–	–	–	–	–	–	–	–
1351	1	–	–	–	–	–	–	–	–	1	–	–	–	–	–	–	–	–
1354	1	–	1	–	–	–	1	–	1	–	–	–	–	–	–	–	–	–
1412	5	2	1	–	–	–	–	–	1	4	1	–	1	1	–	–	–	–
1413	–	2	–	–	–	–	–	1	–	–	1	–	–	–	–	–	–	–
1533	1	–	–	–	–	–	–	–	–	1	–	–	–	–	–	–	–	–
1539	–	1	–	–	–	–	–	1	–	–	–	–	–	–	–	–	–	–
1540	–	–	1	–	–	–	–	–	1	–	–	–	–	–	–	–	–	–
1610	3	3	1	–	–	–	–	–	–	3	3	–	–	–	1	–	–	–
1621	–	–	1	–	–	–	–	–	1	–	–	–	–	–	–	–	–	–
1622	3	5	4	–	–	–	3	3	3	–	2	1	–	–	–	–	–	–
1629	2	–	–	–	–	–	1	–	–	1	–	–	–	–	–	–	–	–
1731	3	–	2	–	–	–	–	–	–	3	–	2	–	–	–	–	–	–
1742	–	–	1	–	–	–	–	–	1	–	–	–	–	–	–	–	–	–
1811	8	8	6	–	–	1	3	6	5	5	2	–	–	–	–	–	–	–
1812	–	3	4	–	–	–	–	–	–	–	3	4	–	–	–	–	–	–
1813	10	8	5	–	–	–	6	3	4	3	5	–	1	–	1	–	–	–
1821	1	–	–	–	–	–	–	–	–	1	–	–	–	–	–	–	–	–
1822	1	–	3	–	–	–	–	–	3	1	–	–	–	–	–	–	–	–
1921	1	–	–	–	–	–	1	–	–	–	–	–	–	–	–	–	–	–

Capítulo 56 - Distrito Federal

56.1 - Quantidade de acidentes do trabalho liquidados, por consequência, segundo a Classificação Nacional de Atividades Econômicas (CNAE), no Distrito Federal - 2013/2015

(continuação)

CNAE	QUANTIDADE DE ACIDENTES DO TRABALHO LIQUIDADOS																	
	Total			Consequência														
				Assistência Médica			Menos de 15 dias			Mais de 15 dias			Incapacidade Permanente			Óbito		
	2013	2014	2015	2013	2014	2015	2013	2014	2015	2013	2014	2015	2013	2014	2015	2013	2014	2015
1931	2	2	2	–	–	–	–	–	–	2	1	2	–	1	–	–	–	–
2013	–	1	–	–	1	–	–	–	–	–	–	–	–	–	–	–	–	–
2014	1	–	–	–	–	–	–	–	–	1	–	–	–	–	–	–	–	–
2019	–	1	–	–	–	–	–	–	–	–	1	–	–	–	–	–	–	–
2021	–	–	1	–	–	–	–	–	–	–	–	1	–	–	–	–	–	–
2029	–	–	1	–	–	–	–	–	–	–	–	1	–	–	–	–	–	–
2031	–	2	3	–	–	–	–	–	–	–	2	3	–	–	–	–	–	–
2040	–	7	2	–	–	–	–	–	–	–	7	2	–	–	–	–	–	–
2052	1	1	–	–	–	–	1	1	–	–	–	–	–	–	–	–	–	–
2061	3	–	2	–	–	–	1	–	–	2	–	–	–	–	2	–	–	–
2063	–	2	1	–	1	–	–	1	1	–	–	–	–	–	–	–	–	–
2071	8	3	1	–	–	–	7	2	1	1	1	–	–	–	–	–	–	–
2091	–	3	2	–	–	–	–	–	–	–	3	2	–	–	–	–	–	–
2093	2	–	2	1	–	–	1	–	1	–	–	1	–	–	–	–	–	–
2121	20	10	5	–	–	–	8	8	3	12	1	2	–	1	–	–	–	–
2123	1	1	–	–	–	–	1	1	–	–	–	–	–	–	–	–	–	–
2211	–	3	1	–	–	–	–	–	–	–	3	1	–	–	–	–	–	–
2212	4	2	–	–	–	–	2	–	–	2	1	–	–	1	–	–	–	–
2219	–	8	3	–	–	–	–	–	–	–	8	3	–	–	–	–	–	–
2221	–	1	–	–	–	–	–	1	–	–	–	–	–	–	–	–	–	–
2222	1	4	–	–	–	–	–	–	–	1	4	–	–	–	–	–	–	–
2229	3	2	3	–	–	–	1	–	3	2	2	–	–	–	–	–	–	–
2311	3	2	–	–	–	–	3	1	–	–	–	–	–	1	–	–	–	–
2319	2	1	1	–	–	–	1	–	1	1	1	–	–	–	–	–	–	–
2320	41	38	41	6	3	7	25	27	30	9	5	3	1	2	–	–	1	1
2330	39	19	14	–	–	–	16	12	9	22	4	5	1	3	–	–	–	–
2341	1	–	–	–	–	–	–	–	–	–	–	–	1	–	–	–	–	–
2342	5	1	2	–	–	–	–	–	–	5	1	–	–	–	1	–	–	1
2349	–	–	1	–	–	–	–	–	1	–	–	–	–	–	–	–	–	–
2391	8	5	4	–	–	–	2	3	3	6	2	1	–	–	–	–	–	–
2399	–	–	1	–	–	–	–	–	1	–	–	–	–	–	–	–	–	–
2421	–	1	–	–	–	–	–	–	–	–	–	–	–	1	–	–	–	–
2422	–	2	–	–	–	–	–	1	–	–	1	–	–	–	–	–	–	–
2442	1	–	–	–	–	–	–	–	–	–	–	–	1	–	–	–	–	–
2449	–	–	1	–	–	–	–	–	–	–	–	1	–	–	–	–	–	–
2511	13	7	4	–	–	–	7	4	4	5	2	–	1	1	–	–	–	–
2512	33	18	16	–	–	–	11	11	13	20	7	3	2	–	–	–	–	–
2513	2	1	1	–	–	–	1	–	1	1	1	–	–	–	–	–	–	–
2521	2	1	–	–	–	–	–	–	–	2	1	–	–	–	–	–	–	–
2522	–	1	1	–	–	–	–	–	–	–	1	1	–	–	–	–	–	–
2532	1	–	–	–	–	–	–	–	–	1	–	–	–	–	–	–	–	–
2539	1	1	4	–	–	–	–	1	1	1	–	1	–	–	2	–	–	–
2542	3	4	–	–	1	–	–	–	–	3	3	–	–	–	–	–	–	–
2591	5	6	2	4	6	2	–	–	–	1	–	–	–	–	–	–	–	–
2593	–	–	1	–	–	–	–	–	1	–	–	–	–	–	–	–	–	–
2599	17	16	9	–	1	2	9	13	6	7	2	–	1	–	1	–	–	–
2610	–	1	–	–	–	–	–	–	–	–	1	–	–	–	–	–	–	–
2631	–	–	1	–	–	–	–	–	1	–	–	–	–	–	–	–	–	–
2651	2	1	1	–	–	–	–	–	1	2	1	–	–	–	–	–	–	–
2660	11	12	–	–	1	–	10	8	–	1	3	–	–	–	–	–	–	–
2731	4	3	1	–	–	–	2	2	1	2	–	–	–	–	–	–	1	–
2733	1	1	–	–	–	–	–	–	–	1	1	–	–	–	–	–	–	–
2751	–	–	1	–	–	–	–	–	–	–	–	1	–	–	–	–	–	–
2759	–	1	–	–	–	–	–	1	–	–	–	–	–	–	–	–	–	–
2790	1	–	1	–	–	–	1	–	1	–	–	–	–	–	–	–	–	–
2811	–	2	–	–	–	–	–	–	–	–	1	–	–	1	–	–	–	–
2812	–	1	–	–	–	–	–	–	–	–	–	–	–	1	–	–	–	–
2813	1	–	–	–	–	–	–	–	–	1	–	–	–	–	–	–	–	–
2822	2	1	–	–	–	–	1	1	–	1	–	–	–	–	–	–	–	–
2823	2	–	–	–	–	–	–	–	–	1	–	–	1	–	–	–	–	–
2831	–	1	–	–	–	–	–	–	–	–	1	–	–	–	–	–	–	–
2833	4	–	–	–	–	–	2	–	–	1	–	–	1	–	–	–	–	–
2861	–	1	–	–	–	–	–	–	–	–	1	–	–	–	–	–	–	–
2862	1	2	–	–	–	–	–	1	–	1	1	–	–	–	–	–	–	–
2869	–	3	3	–	3	2	–	–	1	–	–	–	–	–	–	–	–	–
2930	1	–	–	–	–	–	–	–	–	1	–	–	–	–	–	–	–	–
2941	1	–	–	–	–	–	–	–	–	1	–	–	–	–	–	–	–	–
2949	–	1	–	–	–	–	–	1	–	–	–	–	–	–	–	–	–	–
2950	2	–	–	–	–	–	–	–	–	2	–	–	–	–	–	–	–	–
3101	25	13	9	–	–	–	6	5	7	16	7	2	3	1	–	–	–	–
3102	2	3	–	–	–	–	1	2	–	1	1	–	–	–	–	–	–	–
3212	–	1	1	–	–	–	–	–	–	–	1	1	–	–	–	–	–	–
3230	–	2	4	–	–	–	–	–	–	–	2	4	–	–	–	–	–	–
3250	3	10	5	1	–	–	1	7	5	–	3	–	1	–	–	–	–	–
3291	–	4	1	–	–	–	–	–	–	–	4	1	–	–	–	–	–	–
3299	1	1	2	–	–	–	–	–	2	1	1	–	–	–	–	–	–	–
3312	1	1	–	–	–	–	–	1	–	1	–	–	–	–	–	–	–	–

Capítulo 56 - Distrito Federal

56.1 - Quantidade de acidentes do trabalho liquidados, por consequência, segundo a Classificação Nacional de Atividades Econômicas (CNAE), no Distrito Federal - 2013/2015

(continuação)

CNAE	QUANTIDADE DE ACIDENTES DO TRABALHO LIQUIDADOS																	
	Total			Consequência														
				Assistência Médica			Menos de 15 dias			Mais de 15 dias			Incapacidade Permanente			Óbito		
	2013	2014	2015	2013	2014	2015	2013	2014	2015	2013	2014	2015	2013	2014	2015	2013	2014	2015
3313	1	–	–	–	–	–	1	–	–	–	–	–	–	–	–	–	–	–
3314	6	1	1	–	–	–	3	–	1	3	1	–	–	–	–	–	–	–
3315	–	–	2	–	–	–	–	–	2	–	–	–	–	–	–	–	–	–
3317	–	–	1	–	–	–	–	–	–	–	–	1	–	–	–	–	–	–
3319	–	1	–	–	–	–	–	1	–	–	–	–	–	–	–	–	–	–
3321	–	–	1	–	–	–	–	–	1	–	–	–	–	–	–	–	–	–
3329	6	2	3	–	–	–	2	2	3	4	–	–	–	–	–	–	–	–
3511	13	21	6	–	3	–	7	18	6	6	–	–	–	–	–	–	–	–
3512	–	–	4	–	–	–	–	–	3	–	–	1	–	–	–	–	–	–
3513	1	–	–	–	–	–	1	–	–	–	–	–	–	–	–	–	–	–
3514	18	14	23	–	1	–	14	11	22	3	1	–	1	1	1	–	–	–
3600	49	29	39	1	1	6	27	24	31	21	4	1	–	–	–	–	–	1
3702	–	2	4	–	–	–	–	1	3	–	–	–	–	1	–	–	–	1
3811	262	274	253	–	1	1	206	244	237	53	27	12	1	2	3	2	–	–
3812	5	2	2	–	1	–	5	1	2	–	–	–	–	–	–	–	–	–
3821	–	–	3	–	–	–	–	–	2	–	–	1	–	–	–	–	–	–
3831	2	4	6	–	–	–	1	2	4	1	1	1	–	1	1	–	–	–
3832	1	1	1	–	–	–	–	–	1	1	1	–	–	–	–	–	–	–
3839	84	49	33	–	–	–	24	33	27	55	14	5	4	–	1	1	2	–
4110	238	111	85	10	1	4	142	74	69	82	29	6	2	7	5	2	–	1
4120	593	417	263	19	15	9	302	289	203	252	92	30	17	20	19	3	1	2
4211	91	69	47	16	14	5	41	38	39	32	14	2	2	3	1	–	–	–
4212	2	3	–	–	–	–	–	–	–	1	1	–	1	2	–	–	–	–
4213	35	24	16	1	–	–	23	19	14	10	4	2	–	1	–	1	–	–
4221	62	125	70	2	–	–	36	38	23	21	81	46	2	5	–	1	1	1
4222	10	8	6	–	1	–	3	4	4	6	3	1	1	–	1	–	–	–
4292	–	4	2	–	–	–	–	1	2	–	2	–	–	1	–	–	–	–
4299	85	25	16	–	1	–	55	15	15	29	6	–	1	2	1	–	1	–
4311	1	–	–	–	–	–	–	–	–	1	–	–	–	–	–	–	–	–
4312	2	–	–	–	–	–	1	–	–	1	–	–	–	–	–	–	–	–
4313	16	3	4	–	–	–	5	1	3	10	2	–	1	–	1	–	–	–
4319	5	1	1	1	–	–	1	1	1	3	–	–	–	–	–	–	–	–
4321	73	51	55	–	1	–	41	38	54	32	10	1	–	1	–	–	1	–
4322	18	16	6	1	–	–	8	12	5	9	3	1	–	–	–	–	1	–
4329	21	25	9	2	–	–	9	21	7	9	3	–	–	1	2	1	–	–
4330	46	21	19	1	–	1	16	15	15	26	6	3	2	–	–	1	–	–
4391	18	15	5	–	–	–	10	12	4	8	2	1	–	–	–	–	1	–
4399	65	27	33	1	–	1	29	20	26	34	3	4	–	4	1	1	–	1
4511	66	61	36	1	1	1	22	47	32	39	11	3	4	1	–	–	1	–
4512	–	1	3	–	–	–	–	–	2	–	1	1	–	–	–	–	–	–
4520	37	15	13	1	–	–	7	4	10	26	8	1	3	3	2	–	–	–
4530	113	60	54	–	–	1	51	43	45	58	13	6	1	4	2	3	–	–
4541	12	4	8	–	–	–	2	2	7	10	2	1	–	–	–	–	–	–
4542	–	1	–	–	–	–	–	–	–	–	1	–	–	–	–	–	–	–
4543	–	–	1	–	–	–	–	–	–	–	–	1	–	–	–	–	–	–
4614	1	–	–	–	–	–	–	–	–	1	–	–	–	–	–	–	–	–
4617	–	2	1	–	–	–	–	1	1	–	1	–	–	–	–	–	–	–
4618	3	–	–	–	–	–	1	–	–	2	–	–	–	–	–	–	–	–
4619	–	2	1	–	–	–	–	2	1	–	–	–	–	–	–	–	–	–
4622	1	–	–	–	–	–	–	–	–	1	–	–	–	–	–	–	–	–
4623	3	1	2	–	–	–	–	1	1	3	–	1	–	–	–	–	–	–
4631	5	7	6	–	–	–	3	5	5	2	2	1	–	–	–	–	–	–
4632	1	–	2	–	–	–	–	–	2	1	–	–	–	–	–	–	–	–
4633	9	9	5	–	–	–	2	4	5	7	5	–	–	–	–	–	–	–
4634	17	9	5	–	–	–	9	6	2	8	3	2	–	–	1	–	–	–
4635	50	26	24	10	2	5	22	20	19	17	3	–	1	1	–	–	–	–
4636	3	1	–	–	–	–	1	1	–	2	–	–	–	–	–	–	–	–
4637	16	15	7	1	–	–	7	13	7	7	2	–	1	–	–	–	–	–
4639	39	36	20	–	–	–	27	24	17	12	11	3	–	1	–	–	–	–
4641	–	2	–	–	–	–	–	1	–	–	–	–	–	–	–	–	1	–
4642	–	1	–	–	–	–	–	1	–	–	–	–	–	–	–	–	–	–
4643	1	–	–	–	–	–	1	–	–	–	–	–	–	–	–	–	–	–
4644	4	4	4	–	–	–	1	3	4	3	1	–	–	–	–	–	–	–
4645	4	4	2	–	–	–	–	2	2	4	2	–	–	–	–	–	–	–
4646	4	–	1	1	–	1	–	–	–	3	–	–	–	–	–	–	–	–
4647	–	2	1	–	–	–	–	1	–	–	–	–	–	1	1	–	–	–
4649	13	4	4	1	–	–	8	2	2	4	2	2	–	–	–	–	–	–
4651	5	2	1	–	–	–	4	1	1	1	1	–	–	–	–	–	–	–
4652	2	–	–	–	–	–	2	–	–	–	–	–	–	–	–	–	–	–
4661	1	1	–	–	–	–	1	1	–	–	–	–	–	–	–	–	–	–
4662	1	–	2	–	–	–	1	–	2	–	–	–	–	–	–	–	–	–
4663	1	1	–	–	–	–	1	1	–	–	–	–	–	–	–	–	–	–
4664	2	1	–	–	–	–	2	1	–	–	–	–	–	–	–	–	–	–
4669	5	5	1	1	2	–	3	3	1	1	–	–	–	–	–	–	–	–
4671	1	–	1	–	–	–	–	–	1	1	–	–	–	–	–	–	–	–
4672	9	12	8	2	3	–	5	8	8	2	1	–	–	–	–	–	–	–
4673	6	3	–	–	–	–	6	3	–	–	–	–	–	–	–	–	–	–

Capítulo 56 - Distrito Federal

56.1 - Quantidade de acidentes do trabalho liquidados, por consequência, segundo a Classificação Nacional de Atividades Econômicas (CNAE), no Distrito Federal - 2013/2015

(continuação)

CNAE	QUANTIDADE DE ACIDENTES DO TRABALHO LIQUIDADOS																	
	Total			Consequência														
				Assistência Médica			Menos de 15 dias			Mais de 15 dias			Incapacidade Permanente			Óbito		
	2013	2014	2015	2013	2014	2015	2013	2014	2015	2013	2014	2015	2013	2014	2015	2013	2014	2015
4679	45	44	37	1	1	1	32	36	33	12	7	3	–	–	–	–	–	–
4681	3	5	3	–	–	1	1	3	2	2	–	–	–	2	–	–	–	–
4682	19	19	10	1	1	–	13	14	10	5	3	–	–	1	–	–	–	–
4683	2	–	–	–	–	–	1	–	–	–	–	–	–	–	–	1	–	–
4686	2	–	–	–	–	–	–	–	–	2	–	–	–	–	–	–	–	–
4687	12	9	3	4	–	–	–	4	3	7	3	–	1	2	–	–	–	–
4689	3	4	4	–	–	–	2	3	4	1	1	–	–	–	–	–	–	–
4691	4	11	14	–	2	–	2	7	13	2	2	–	–	–	–	–	–	1
4692	2	–	–	–	–	–	–	–	–	2	–	–	–	–	–	–	–	–
4693	7	4	7	–	–	–	4	3	5	3	–	1	–	1	1	–	–	–
4711	371	227	265	4	–	1	224	188	244	138	36	17	4	3	3	1	–	–
4712	30	18	13	–	–	–	9	11	12	19	5	1	2	–	–	–	2	–
4713	12	4	2	–	–	–	3	2	1	9	1	1	–	1	–	–	–	–
4721	35	23	28	–	–	–	8	12	20	26	6	7	1	3	1	–	2	–
4722	20	7	10	–	–	–	9	6	4	10	1	5	1	–	1	–	–	–
4723	7	10	6	–	1	–	2	6	4	4	3	2	1	–	–	–	–	–
4724	8	8	3	–	–	–	3	8	3	4	–	–	1	–	–	–	–	–
4729	12	13	15	–	–	–	2	6	13	9	7	–	1	–	1	–	–	1
4731	72	44	35	2	2	4	26	26	29	41	13	2	3	1	–	–	2	–
4732	1	1	1	–	–	–	–	1	1	–	–	–	1	–	–	–	–	–
4741	5	–	3	–	–	–	2	–	2	3	–	1	–	–	–	–	–	–
4742	3	1	–	–	–	–	–	–	–	3	1	–	–	–	–	–	–	–
4743	9	11	8	1	1	–	1	7	7	6	1	1	1	–	–	–	2	–
4744	131	104	78	–	1	3	49	67	55	76	34	13	5	2	7	1	–	–
4751	30	10	10	7	–	–	9	9	9	14	1	–	–	–	1	–	–	–
4752	11	4	3	–	–	–	4	1	3	7	2	–	–	1	–	–	–	–
4753	26	17	9	–	–	–	6	12	8	19	5	–	1	–	1	–	–	–
4754	19	17	8	–	–	–	5	6	6	14	11	1	–	–	1	–	–	–
4755	2	5	4	–	–	–	1	–	4	1	5	–	–	–	–	–	–	–
4757	6	2	1	–	–	–	3	2	1	3	–	–	–	–	–	–	–	–
4759	5	4	3	–	–	–	3	1	2	2	3	1	–	–	–	–	–	–
4761	12	9	9	–	1	–	2	4	8	10	3	–	–	1	1	–	–	–
4763	7	9	6	1	–	–	3	7	6	3	2	–	–	–	–	–	–	–
4771	36	20	25	1	1	2	13	12	20	22	7	3	–	–	–	–	–	–
4772	5	10	6	–	2	–	2	7	5	2	1	1	1	–	–	–	–	–
4773	4	2	–	–	–	–	2	2	–	2	–	–	–	–	–	–	–	–
4774	1	2	5	–	–	–	1	1	3	–	1	2	–	–	–	–	–	–
4781	42	42	32	3	5	4	14	28	25	25	8	1	–	1	2	–	–	–
4782	12	7	5	1	–	2	3	3	2	8	4	1	–	–	–	–	–	–
4783	–	–	1	–	–	–	–	–	1	–	–	–	–	–	–	–	–	–
4784	11	3	7	–	–	–	1	–	6	10	3	1	–	–	–	–	–	–
4785	1	–	–	–	–	–	1	–	–	–	–	–	–	–	–	–	–	–
4789	53	36	22	–	2	3	21	23	17	31	9	2	1	1	–	–	1	–
4912	36	28	25	5	–	3	26	27	21	5	1	1	–	–	–	–	–	–
4921	202	104	95	1	4	3	58	62	78	133	24	8	9	13	6	1	1	–
4922	14	10	–	–	–	–	2	1	–	6	4	–	6	5	–	–	–	–
4923	3	2	4	–	–	–	–	1	2	3	1	2	–	–	–	–	–	–
4924	5	3	1	–	–	1	2	3	–	3	–	–	–	–	–	–	–	–
4929	9	9	4	1	–	–	1	2	3	7	5	1	–	2	–	–	–	–
4930	139	108	72	10	9	3	51	61	59	75	30	7	3	4	3	–	4	–
4940	–	–	1	–	–	1	–	–	–	–	–	–	–	–	–	–	–	–
5030	–	1	2	–	–	–	–	–	–	–	–	2	–	1	–	–	–	–
5111	69	101	78	1	6	3	58	76	60	9	19	15	1	–	–	–	–	–
5112	2	6	1	–	–	–	2	3	–	–	3	1	–	–	–	–	–	–
5211	3	7	7	–	1	–	1	2	4	1	4	3	1	–	–	–	–	–
5212	9	15	7	1	–	–	2	3	–	4	10	5	2	2	2	–	–	–
5221	–	2	–	–	–	–	–	1	–	–	1	–	–	–	–	–	–	–
5223	3	9	2	–	1	1	2	4	1	1	3	–	–	1	–	–	–	–
5229	13	3	2	–	–	–	4	2	2	9	1	–	–	–	–	–	–	–
5232	–	2	–	–	–	–	–	–	–	–	1	–	–	1	–	–	–	–
5240	54	37	28	2	4	2	26	30	23	22	1	3	2	2	–	2	–	–
5250	10	5	15	–	1	1	4	4	13	5	–	1	1	–	–	–	–	–
5310	502	410	462	16	22	25	405	366	428	78	16	5	3	6	3	–	–	1
5320	49	26	21	–	–	–	24	12	18	22	12	3	2	2	–	1	–	–
5510	27	22	14	2	–	2	5	14	11	17	6	1	2	2	–	1	–	–
5590	2	–	1	–	–	–	2	–	1	–	–	–	–	–	–	–	–	–
5611	217	186	158	1	3	2	76	131	130	133	47	22	6	3	3	1	2	1
5612	1	1	1	–	–	–	–	–	1	–	1	–	1	–	–	–	–	–
5620	162	153	136	1	–	–	129	141	128	31	11	7	1	–	1	–	1	–
5811	2	–	–	–	–	–	–	–	–	2	–	–	–	–	–	–	–	–
5812	2	1	1	–	–	–	–	1	1	2	–	–	–	–	–	–	–	–
5821	–	–	2	–	–	–	–	–	1	–	–	–	–	–	1	–	–	–
5822	18	16	14	–	2	–	9	11	12	7	3	2	2	–	–	–	–	–
5823	–	–	1	–	–	–	–	–	1	–	–	–	–	–	–	–	–	–
5829	2	1	1	–	–	–	–	–	1	2	1	–	–	–	–	–	–	–
5911	4	1	–	–	–	–	4	1	–	–	–	–	–	–	–	–	–	–
5912	–	–	1	–	–	–	–	–	1	–	–	–	–	–	–	–	–	–

Capítulo 56 - Distrito Federal

56.1 - Quantidade de acidentes do trabalho liquidados, por consequência, segundo a Classificação Nacional de Atividades Econômicas (CNAE), no Distrito Federal - 2013/2015

(continuação)

CNAE	QUANTIDADE DE ACIDENTES DO TRABALHO LIQUIDADOS																	
	Total			Consequência														
				Assistência Médica			Menos de 15 dias			Mais de 15 dias			Incapacidade Permanente			Óbito		
	2013	2014	2015	2013	2014	2015	2013	2014	2015	2013	2014	2015	2013	2014	2015	2013	2014	2015
5914	2	1	1	–	–	–	1	1	1	1	–	–	–	–	–	–	–	–
6010	2	2	–	–	–	–	2	–	–	–	2	–	–	–	–	–	–	–
6021	20	24	17	1	2	3	17	19	13	2	3	1	–	–	–	–	–	–
6022	8	2	1	–	–	–	2	1	–	6	1	1	–	–	–	–	–	–
6110	26	15	15	–	–	–	13	9	15	13	5	–	–	1	–	–	–	–
6120	6	14	11	–	1	–	3	12	11	3	1	–	–	–	–	–	–	–
6143	–	1	–	–	–	–	–	–	–	–	–	–	–	1	–	–	–	–
6190	7	3	2	–	–	–	5	1	1	2	2	1	–	–	–	–	–	–
6201	17	34	25	1	–	–	8	6	7	8	28	18	–	–	–	–	–	–
6202	3	–	1	–	–	–	3	–	1	–	–	–	–	–	–	–	–	–
6203	6	12	5	1	1	1	2	9	4	3	2	–	–	–	–	–	–	–
6204	33	31	29	6	3	3	18	21	26	8	4	–	1	1	–	–	2	–
6209	15	18	4	1	1	2	7	10	1	6	5	1	1	1	–	–	1	–
6311	7	3	4	–	–	–	4	1	3	1	2	1	2	–	–	–	–	–
6319	–	1	2	–	–	–	–	1	2	–	–	–	–	–	–	–	–	–
6391	–	–	1	–	–	–	–	–	1	–	–	–	–	–	–	–	–	–
6399	–	4	3	–	–	–	–	4	2	–	–	1	–	–	–	–	–	–
6410	2	3	2	1	–	–	1	3	2	–	–	–	–	–	–	–	–	–
6421	1	1	1	–	–	1	–	–	–	1	1	–	–	–	–	–	–	–
6422	339	225	222	17	35	35	222	172	183	91	10	2	9	8	2	–	–	–
6423	198	263	258	26	85	119	119	165	133	52	11	5	1	2	–	–	–	1
6424	2	1	1	–	–	–	–	1	1	2	–	–	–	–	–	–	–	–
6433	–	1	–	–	1	–	–	–	–	–	–	–	–	–	–	–	–	–
6435	4	3	2	–	–	–	2	3	1	1	–	1	1	–	–	–	–	–
6436	1	2	–	–	1	–	1	1	–	–	–	–	–	–	–	–	–	–
6462	2	4	3	–	1	–	1	2	3	1	–	–	–	–	–	–	1	–
6463	–	1	1	–	–	–	–	1	1	–	–	–	–	–	–	–	–	–
6492	1	–	–	–	–	–	–	–	–	1	–	–	–	–	–	–	–	–
6493	4	1	–	–	–	–	2	–	–	2	–	–	–	1	–	–	–	–
6499	–	1	–	–	–	–	–	1	–	–	–	–	–	–	–	–	–	–
6512	2	1	–	–	–	–	–	1	–	2	–	–	–	–	–	–	–	–
6541	5	6	5	–	–	–	1	4	4	3	2	1	1	–	–	–	–	–
6550	25	22	23	1	4	4	20	18	18	4	–	1	–	–	–	–	–	–
6611	–	–	1	–	–	–	–	–	–	–	–	1	–	–	–	–	–	–
6612	1	1	2	–	–	–	1	1	2	–	–	–	–	–	–	–	–	–
6613	1	1	–	–	–	–	–	–	–	1	1	–	–	–	–	–	–	–
6619	–	–	1	–	–	–	–	–	1	–	–	–	–	–	–	–	–	–
6621	–	2	5	–	–	–	–	–	1	–	2	4	–	–	–	–	–	–
6622	14	3	9	6	2	1	4	1	8	4	–	–	–	–	–	–	–	–
6629	–	2	1	–	–	–	–	1	1	–	1	–	–	–	–	–	–	–
6630	–	1	–	–	–	–	–	–	–	–	1	–	–	–	–	–	–	–
6810	31	19	12	3	1	2	19	14	10	8	2	–	1	1	–	–	1	–
6821	1	2	2	–	–	–	–	1	2	1	1	–	–	–	–	–	–	–
6822	13	5	10	–	2	1	6	2	9	7	1	–	–	–	–	–	–	–
6911	7	4	1	–	–	–	2	2	1	5	1	–	–	1	–	–	–	–
6912	1	4	2	–	–	–	–	4	2	1	–	–	–	–	–	–	–	–
6920	29	20	13	–	1	1	11	13	11	17	6	1	1	–	–	–	–	–
7010	–	2	1	–	–	–	–	–	1	–	2	–	–	–	–	–	–	–
7020	15	11	12	1	–	1	6	8	10	8	3	1	–	–	–	–	–	–
7111	3	1	–	–	–	–	2	1	–	1	–	–	–	–	–	–	–	–
7112	66	52	34	–	3	4	33	31	26	32	16	2	–	2	2	1	–	–
7119	7	6	5	3	1	–	3	4	5	1	1	–	–	–	–	–	–	–
7120	–	2	1	–	–	–	–	2	1	–	–	–	–	–	–	–	–	–
7210	38	27	22	10	6	10	19	18	12	8	1	–	1	1	–	–	1	–
7220	–	1	–	–	–	–	–	–	–	–	1	–	–	–	–	–	–	–
7311	–	1	6	–	–	–	–	–	6	–	1	–	–	–	–	–	–	–
7312	3	2	5	–	–	–	1	2	5	2	–	–	–	–	–	–	–	–
7319	3	6	3	–	–	–	–	3	2	2	3	1	1	–	–	–	–	–
7320	2	1	–	–	–	–	1	1	–	1	–	–	–	–	–	–	–	–
7410	1	–	2	–	–	–	1	–	2	–	–	–	–	–	–	–	–	–
7420	2	1	4	–	–	–	–	–	2	2	1	1	–	–	1	–	–	–
7490	9	6	6	–	–	1	5	6	4	4	–	–	–	–	1	–	–	–
7500	4	–	–	–	–	–	2	–	–	2	–	–	–	–	–	–	–	–
7711	6	11	2	–	2	–	4	6	2	2	2	–	–	1	–	–	–	–
7719	3	–	–	–	–	–	1	–	–	2	–	–	–	–	–	–	–	–
7721	3	–	1	–	–	–	1	–	1	2	–	–	–	–	–	–	–	–
7723	–	–	4	–	–	1	–	–	2	–	–	1	–	–	–	–	–	–
7729	–	1	1	–	–	–	–	–	–	–	1	1	–	–	–	–	–	–
7731	–	1	–	–	–	–	–	–	–	–	1	–	–	–	–	–	–	–
7732	39	22	12	7	1	2	20	15	4	11	4	5	1	2	1	–	–	–
7733	1	4	5	–	–	–	–	1	2	1	3	3	–	–	–	–	–	–
7739	6	7	5	–	–	–	3	3	5	3	4	–	–	–	–	–	–	–
7740	–	–	1	–	–	–	–	–	1	–	–	–	–	–	–	–	–	–
7810	29	16	17	1	–	1	13	12	15	15	2	1	–	2	–	–	–	–
7820	82	43	27	14	1	–	23	29	25	41	11	1	4	1	1	–	1	–
7830	27	18	24	–	1	2	5	9	18	22	6	3	–	2	1	–	–	–
7911	8	2	26	–	–	4	5	1	21	2	–	–	1	1	–	–	–	1

Capítulo 56 - Distrito Federal

56.1 - Quantidade de acidentes do trabalho liquidados, por consequência, segundo a Classificação Nacional de Atividades Econômicas (CNAE), no Distrito Federal - 2013/2015

(conclusão)

CNAE	QUANTIDADE DE ACIDENTES DO TRABALHO LIQUIDADOS																	
	Total			Consequência														
				Assistência Médica			Menos de 15 dias			Mais de 15 dias			Incapacidade Permanente			Óbito		
	2013	2014	2015	2013	2014	2015	2013	2014	2015	2013	2014	2015	2013	2014	2015	2013	2014	2015
7990	–	–	1	–	–	–	–	–	1	–	–	–	–	–	–	–	–	–
8011	133	75	53	3	3	1	44	45	38	80	22	12	6	5	1	–	–	1
8012	29	41	39	–	2	–	16	30	31	13	9	8	–	–	–	–	–	–
8020	5	1	1	–	–	–	1	–	–	4	1	–	–	–	1	–	–	–
8030	–	10	6	–	–	1	–	–	–	–	9	5	–	1	–	–	–	–
8111	8	2	7	–	–	–	4	1	7	4	1	–	–	–	–	–	–	–
8112	99	93	101	2	4	9	50	75	81	45	14	10	2	–	–	–	–	1
8121	205	132	81	3	5	2	93	84	68	102	32	9	6	11	2	1	–	–
8122	3	2	–	–	–	–	–	–	–	3	2	–	–	–	–	–	–	–
8129	23	16	10	3	7	1	15	8	9	5	1	–	–	–	–	–	–	–
8211	30	29	41	1	2	2	5	16	33	23	10	5	1	1	1	–	–	–
8219	3	10	4	–	–	–	3	7	4	–	–	–	–	3	–	–	–	–
8220	111	62	44	–	–	–	56	58	37	55	4	7	–	–	–	–	–	–
8230	7	12	10	–	–	1	–	8	6	7	3	3	–	1	–	–	–	–
8291	5	5	2	–	–	–	1	3	2	4	2	–	–	–	–	–	–	–
8292	3	1	–	–	–	–	–	1	–	3	–	–	–	–	–	–	–	–
8299	49	30	24	1	–	1	18	19	20	29	10	2	1	1	1	–	–	–
8411	171	92	74	4	10	7	58	62	60	106	15	3	3	5	1	–	–	3
8412	1	–	1	–	–	–	–	–	1	1	–	–	–	–	–	–	–	–
8413	–	–	1	–	–	–	–	–	1	–	–	–	–	–	–	–	–	–
8422	2	4	2	2	–	–	–	2	–	–	2	2	–	–	–	–	–	–
8423	4	1	3	–	–	2	2	1	1	2	–	–	–	–	–	–	–	–
8424	1	1	1	–	–	–	–	1	–	1	–	1	–	–	–	–	–	–
8430	5	1	–	–	–	–	4	–	–	1	1	–	–	–	–	–	–	–
8511	9	66	47	–	–	–	4	6	12	5	59	35	–	1	–	–	–	–
8512	15	11	14	1	–	2	7	9	11	7	2	1	–	–	–	–	–	–
8513	58	59	48	–	2	5	36	48	41	21	8	2	1	1	–	–	–	–
8520	28	18	20	2	–	–	17	18	20	9	–	–	–	–	–	–	–	–
8531	40	47	45	2	1	7	28	40	34	10	5	4	–	1	–	–	–	–
8532	5	3	3	–	–	–	1	1	3	4	2	–	–	–	–	–	–	–
8533	1	2	3	–	1	–	1	1	3	–	–	–	–	–	–	–	–	–
8542	1	1	–	–	–	–	–	1	–	1	–	–	–	–	–	–	–	–
8591	9	3	2	–	–	–	5	2	2	4	1	–	–	–	–	–	–	–
8592	2	–	–	–	–	–	1	–	–	1	–	–	–	–	–	–	–	–
8593	2	3	–	–	–	–	–	2	–	2	1	–	–	–	–	–	–	–
8599	72	52	59	1	1	9	44	44	50	27	7	–	–	–	–	–	–	–
8610	812	826	768	268	309	294	450	488	467	90	29	7	4	–	–	–	–	–
8621	–	1	–	–	–	–	–	1	–	–	–	–	–	–	–	–	–	–
8630	16	15	26	–	3	6	8	11	19	8	1	–	–	–	1	–	–	–
8640	67	82	119	8	13	34	45	61	85	13	6	–	1	1	–	–	1	–
8650	7	10	7	1	–	2	3	8	5	3	2	–	–	–	–	–	–	–
8660	6	34	81	–	26	51	3	8	29	3	–	1	–	–	–	–	–	–
8690	3	5	3	1	3	1	1	2	2	1	–	–	–	–	–	–	–	–
8711	5	1	4	–	–	–	1	1	3	4	–	1	–	–	–	–	–	–
8712	–	3	2	–	–	–	–	3	2	–	–	–	–	–	–	–	–	–
8720	4	1	1	1	–	–	–	1	1	3	–	–	–	–	–	–	–	–
8730	3	1	–	–	–	–	1	1	–	2	–	–	–	–	–	–	–	–
8800	57	54	52	2	–	1	41	47	47	14	6	4	–	1	–	–	–	–
9001	–	1	1	–	–	–	–	–	1	–	1	–	–	–	–	–	–	–
9103	–	–	1	–	–	–	–	–	1	–	–	–	–	–	–	–	–	–
9311	–	1	–	–	–	–	–	–	–	–	–	–	–	1	–	–	–	–
9312	9	2	8	–	–	–	2	1	5	7	1	2	–	–	1	–	–	–
9313	4	6	5	–	–	–	1	5	5	3	1	–	–	–	–	–	–	–
9319	2	4	1	–	–	–	1	–	1	1	4	–	–	–	–	–	–	–
9321	2	4	–	1	–	–	1	2	–	–	2	–	–	–	–	–	–	–
9329	2	5	3	–	–	–	1	1	3	1	4	–	–	–	–	–	–	–
9411	13	4	2	1	2	–	10	2	2	2	–	–	–	–	–	–	–	–
9412	4	5	3	–	–	–	2	5	3	2	–	–	–	–	–	–	–	–
9420	16	7	7	–	–	–	3	6	5	13	1	1	–	–	1	–	–	–
9430	61	39	41	2	3	3	25	26	34	33	9	3	1	1	–	–	–	1
9491	14	15	16	–	1	–	4	11	16	9	3	–	–	–	–	1	–	–
9492	1	–	1	–	–	–	–	–	1	1	–	–	–	–	–	–	–	–
9499	23	22	43	1	1	1	16	17	40	6	3	1	–	1	1	–	–	–
9511	7	7	2	–	1	–	1	3	2	6	3	–	–	–	–	–	–	–
9512	1	5	2	–	1	–	1	4	2	–	–	–	–	–	–	–	–	–
9521	3	4	1	–	–	–	–	1	1	3	3	–	–	–	–	–	–	–
9529	3	2	–	–	–	–	1	1	–	2	1	–	–	–	–	–	–	–
9601	14	10	7	–	–	–	3	5	5	10	3	2	1	2	–	–	–	–
9602	3	3	3	–	–	–	–	1	3	3	2	–	–	–	–	–	–	–
9603	4	2	3	–	–	–	3	2	3	1	–	–	–	–	–	–	–	–
9609	2	3	1	–	–	–	–	1	1	2	2	–	–	–	–	–	–	–
9900	11	5	12	–	–	–	9	4	12	2	1	–	–	–	–	–	–	–
Ignorado	145	1.809	1.078	–	2	–	13	14	15	89	1.730	1.029	43	63	32	–	–	2

Fonte: DATAPREV, CAT, SUB.
Nota: Os dados são preliminares, estando sujeitos a correções.

Capítulo 56 - Distrito Federal

56.2 - Quantidade mensal de acidentes do trabalho liquidados, por consequência, no Distrito Federal - 2013/2015

MESES	QUANTIDADE DE ACIDENTES DO TRABALHO LIQUIDADOS																	
	Total			Consequência														
				Assistência Médica			Menos de 15 dias			Mais de 15 dias			Incapacidade Permanente			Óbito		
	2013	2014	2015	2013	2014	2015	2013	2014	2015	2013	2014	2015	2013	2014	2015	2013	2014	2015
TOTAL	**9.294**	**9.112**	**7.507**	**605**	**739**	**775**	**4.667**	**4.866**	**4.931**	**3.756**	**3.190**	**1.626**	**236**	**279**	**149**	**30**	**38**	**26**
Janeiro	694	718	718	40	42	84	357	343	417	280	303	204	16	28	11	1	2	2
Fevereiro	656	800	556	49	44	51	323	465	342	263	264	151	16	24	11	5	3	1
Março	766	825	701	57	62	68	376	456	460	305	278	154	25	24	16	3	5	3
Abril	768	750	641	53	44	86	396	402	413	298	276	120	18	22	18	3	6	4
Maio	767	793	602	54	53	65	403	431	398	289	292	125	17	15	12	4	2	2
Junho	744	692	666	49	41	72	395	368	455	285	266	119	15	16	15	–	1	5
Julho	892	745	691	46	62	71	454	394	441	377	265	166	12	23	11	3	1	2
Agosto	892	796	663	74	86	54	415	394	473	379	286	130	21	27	4	3	3	2
Setembro	819	891	604	42	97	51	394	453	425	365	302	118	16	34	8	2	5	2
Outubro	869	810	623	57	83	72	410	409	395	362	281	137	37	35	19	3	2	–
Novembro	742	674	567	43	64	52	374	379	394	299	207	107	24	21	12	2	3	2
Dezembro	685	618	475	41	61	49	370	372	318	254	170	95	19	10	12	1	5	1

Fonte: DATAPREV, CAT, SUB.
Nota: Os dados são preliminares, estando sujeitos a correções.

DISTRIBUIÇÃO DE ACIDENTES DO TRABALHO LIQUIDADOS, POR CONSEQUÊNCIA, NO DISTRITO FEDERAL - 2015

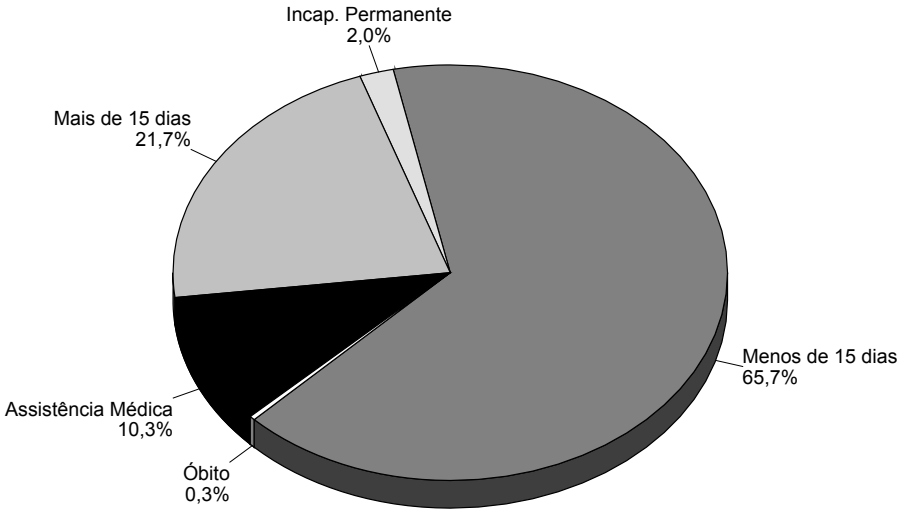

Fonte: DATAPREV, CAT, SUB.

Subseção C - Acidentes do Trabalho Segundo a CID

Nesta subseção são apresentadas informações sobre acidentes do trabalho segundo a Classificação Internacional de Doenças – CID e extraídas do Sistema de Comunicação de Acidentes do Trabalho. Cabe destacar que, de forma análoga a Subseção A, foi necessário alterar as tabelas dessa subseção em função da nova metodologia de caracterização de benefícios acidentários, contabilizando, assim, os benefícios sem CAT. Não houve problema na captação da variável CID, pois essa variável está presente em todos os benefícios concedidos, quer tenham ou não CAT registrada.

Para maiores esclarecimentos sobre os conceitos envolvidos na nova metodologia de caracterização de benefícios acidentários, ver texto da Subseção A.

A CID é periodicamente revisada pela Organização Mundial da Saúde – OMS. Sua versão mais recente resulta da 10ª Revisão da Classificação Internacional de Doenças e passou a ter a seguinte denominação: Classificação Estatística Internacional de Doenças e Problemas Relacionados à Saúde. Na prática, é conhecida como CID-10. A CID-10 adota um código alfanumérico composto por uma letra e até quatro caracteres numéricos. Cada capítulo da CID-10 é identificado por uma letra, como por exemplo, seu Capítulo V identificado pela letra F. ou seja, toda vez que um código da CID-10 se inicie pela letra F, aquela categoria diagnóstica identifica um transtorno mental ou de comportamento.

Com base no compromisso assumido pelo governo brasileiro, quando da realização da 43ª Assembléia Mundial de Saúde, o Ministério da Saúde, por intermédio da Portaria no 1.311, de 12 de setembro de 1997, determinou a utilização da CID-10, a partir da competência de janeiro de 1998, em todo o território nacional. No entanto, a implantação na Previdência Social só foi efetuada em dezembro de 1998.

O uso da CID-10 pelo INSS permitiu padronizar a classificação de doenças em relação às demais instituições de saúde, que já a haviam implantado, e representou agilidade nas rotinas de trabalho, gerando melhorias na qualidade dos serviços prestados aos segurados, ou seja, a perícia médica melhorou sua articulação com a área de reabilitação profissional e serviço social na busca da recuperação da capacidade laborativa do segurado e de sua inserção no mercado de trabalho.

Nessa subseção são apresentadas informações sobre a quantidade de acidentes do trabalho, por situação do registro e motivo do acidente, segundo CID-10 para os anos, 2013 a 2015.

Capítulo 57 - Brasil e Grandes Regiões

57.1 - Quantidade de acidentes do trabalho, por situação de registro e motivo, segundo os 200 códigos da Classificação Internacional de Doenças - CID-10 mais incidentes, no Brasil - 2013

(continua)

CID 10	QUANTIDADE DE ACIDENTES DO TRABALHO					
	Total	Com CAT Registrada				Sem CAT Registrada
		Total	Motivo			
			Típico	Trajeto	Doença do Trabalho	
TOTAL	**725.664**	**563.704**	**434.339**	**112.183**	**17.182**	**161.960**
S61 : Ferimento do punho e da mão	69.073	65.475	63.821	1.572	82	3.598
S62 : Fratura ao nível do punho e da mão	49.922	39.860	33.234	6.540	86	10.062
M54 : Dorsalgia	34.832	13.017	10.127	1.761	1.129	21.815
S60 : Traumatismo superficial do punho e da mão	34.763	33.647	30.256	3.339	52	1.116
S93 : Luxação, entorse e distensão das articulações e ligamentos ao nível do tornozelo e pé	29.721	27.289	18.792	8.434	63	2.432
S82 : Fratura da perna, incluindo tornozelo	25.181	17.502	7.922	9.508	72	7.679
M75 : Lesões do ombro	22.041	6.153	1.795	399	3.959	15.888
S92 : Fratura do pé (exceto do tornozelo)	21.920	16.679	11.581	5.044	54	5.241
S80 : Traumatismo superficial da perna	19.142	18.199	11.631	6.533	35	943
S52 : Fratura do antebraço	18.456	13.098	7.640	5.411	47	5.358
S90 : Traumatismo superficial do tornozelo e do pé	17.121	16.449	13.027	3.391	31	672
S01 : Ferimento da cabeça	12.876	12.696	11.344	1.342	10	180
M65 : Sinovite e tenossinovite	12.541	4.140	1.612	293	2.235	8.401
S42 : Fratura do ombro e do braço	12.488	8.807	3.268	5.514	25	3.681
S83 : Luxação, entorse e distensão das articulações e dos ligamentos do joelho	11.111	8.424	6.110	2.198	116	2.687
T14 : Traumatismo de região não especificada do corpo	10.563	10.311	7.821	2.470	20	252
Z20 : Contato com e exposição a doenças transmissíveis	9.975	9.969	9.906	12	51	6
S81 : Ferimento da perna	9.278	8.419	6.181	2.229	9	859
F43 : Reações ao "stress" grave e transtornos de adaptação	9.121	6.051	5.131	282	638	3.070
S68 : Amputação traumática ao nível do punho e da mão	8.476	6.018	5.836	172	10	2.458
S91 : Ferimentos do tornozelo e do pé	7.955	6.943	5.975	958	10	1.012
S40 : Traumatismo superficial do ombro e do braço	7.824	7.498	5.072	2.403	23	326
M25 : Outros transtornos articulares não classificados em outra parte	6.939	4.646	3.322	1.201	123	2.293
S50 : Traumatismo superficial do cotovelo e do antebraço	6.716	6.509	4.819	1.677	13	207
G56 : Mononeuropatias dos membros superiores	6.532	1.192	171	16	1.005	5.340
T07 : Traumatismos múltiplos não especificados	6.520	6.201	2.789	3.398	14	319
S43 : Luxação, entorse e distensão das articulações e dos ligamentos da cintura escapular	6.474	5.006	3.066	1.870	70	1.468
M51 : Outros transtornos de discos intervertebrais	6.440	1.755	693	89	973	4.685
S51 : Ferimento do antebraço	6.270	5.993	5.390	597	6	277
S63 : Luxação, entorse e distensão das articulações e ligamentos ao nível do punho e da mão	6.078	5.391	4.423	933	35	687
S00 : Traumatismo superficial da cabeça	5.761	5.701	4.708	987	6	60
T15 : Corpo estranho na parte externa do olho	5.657	5.626	5.548	67	11	31
T23 : Queimadura e corrosão do punho e da mão	4.778	4.615	4.576	30	9	163
S72 : Fratura do fêmur	4.608	3.233	1.233	1.995	5	1.375
M23 : Transtornos internos dos joelhos	4.341	1.752	1.216	414	122	2.589
M77 : Outras entesopatias	4.296	1.195	397	78	720	3.101
S22 : Fratura de costela(s), esterno e coluna torácica	4.213	2.937	1.928	1.003	6	1.276
S06 : Traumatismo intracraniano	4.152	3.324	1.973	1.342	9	828
S32 : Fratura da coluna lombar e da pelve	3.958	2.890	1.714	1.162	14	1.068
F32 : Episódios depressivos	3.935	631	200	24	407	3.304
S20 : Traumatismo superficial do tórax	3.897	3.685	2.611	1.072	2	212
T00 : Traumatismos superficiais envolvendo múltiplas regiões do corpo	3.738	3.638	1.674	1.961	3	100
S30 : Traumatismo superficial do abdome, do dorso e da pelve	3.533	3.392	2.536	851	5	141
M79 : Outros transtornos dos tecidos moles, não classificados em outra parte	3.391	2.779	2.025	656	98	612
S66 : Traumatismo de músculo e tendão ao nível do punho e da mão	3.346	2.298	2.119	159	20	1.048
S70 : Traumatismo superficial do quadril e da coxa	3.320	3.191	2.271	914	6	129
F41 : Outros transtornos ansiosos	3.196	907	518	55	334	2.289
T30 : Queimadura e corrosão, parte não especificada do corpo	3.000	2.806	2.747	52	7	194
S41 : Ferimento do ombro e do braço	2.835	2.740	2.272	463	5	95
K40 : Hérnia inguinal	2.778	214	97	2	115	2.564
S02 : Fratura do crânio e dos ossos da face	2.751	2.215	1.433	773	9	536
S05 : Traumatismo do olho e da órbita ocular	2.695	2.380	2.261	118	1	315
Z57 : Exposição ocupacional a fatores de risco	2.630	2.627	2.612	2	13	3
T22 : Queimadura e corrosão do ombro e membro superior, exceto punho e mão	2.564	2.486	2.456	21	9	78
S69 : Outros traumatismos e os não especificados do punho e da mão	2.450	2.271	2.061	198	12	179
Z65 : Problemas relacionados com outras circunstâncias psicossociais	2.447	2.444	2.392	50	2	3
T11 : Outros traumatismos de membro superior, nível não especificado	2.440	2.342	2.022	315	5	98
S09 : Outros traumatismos da cabeça e os não especificados	2.397	2.306	1.685	616	5	91
T01 : Ferimentos envolvendo múltiplas regiões do corpo	2.209	2.111	1.154	954	3	98
S67 : Lesão por esmagamento do punho e da mão	2.196	1.937	1.876	59	2	259
T13 : Outros traumatismos de membro inferior, nível não especificado	2.107	1.951	1.384	563	4	156
Z04 : Exame e observação por outras razões	2.060	2.051	1.931	117	3	9
H16 : Ceratite	1.901	1.751	1.717	28	6	150
W54 : Mordedura ou golpe provocado por cão	1.871	1.855	1.629	224	2	16
S71 : Ferimento do quadril e da coxa	1.860	1.703	1.493	209	1	157
M62 : Outros transtornos musculares	1.682	1.552	1.286	246	20	130

Capítulo 57 - Brasil e Grandes Regiões

57.1 - Quantidade de acidentes do trabalho, por situação de registro e motivo, segundo os 200 códigos da Classificação Internacional de Doenças - CID-10 mais incidentes, no Brasil - 2013

(continuação)

CID 10	QUANTIDADE DE ACIDENTES DO TRABALHO					
	Total	Com CAT Registrada				Sem CAT Registrada
		Total	Motivo			
			Típico	Trajeto	Doença do Trabalho	
T20 : Queimadura e corrosão da cabeça e pescoço	1.597	1.542	1.526	12	4	55
T25 : Queimadura e corrosão do tornozelo e do pé	1.585	1.440	1.415	20	5	145
S33 : Luxação, entorse ou distensão das articulações e ligamentos da coluna lombar e pelve	1.388	1.290	1.067	196	27	98
T29 : Queimaduras e corrosões de múltiplas regiões do corpo	1.339	1.230	1.163	66	1	109
Y60 : Corte, punção, perfuração ou hemorragia acidentais dur. prest. cuidados méd./cirúrg.	1.322	1.322	1.310	12	–	–
Z00 : Exame geral e investigação de pessoas sem queixas ou diagnóstico relatado	1.308	1.302	1.049	251	2	6
I83 : Varizes dos membros inferiores	1.272	71	35	1	35	1.201
S99 : Outros traumatismos e os não especificados do tornozelo e do pé	1.166	1.079	818	259	2	87
S53 : Luxação, entorse e distensão das articulações e dos ligamentos do cotovelo	1.160	947	647	297	3	213
H10 : Conjuntivite	1.156	1.105	1.088	12	5	51
F33 : Transtorno depressivo recorrente	1.150	153	29	4	120	997
T24 : Queimadura e corrosão do quadril e membro inferior, exceto tornozelo e do pé	1.135	1.061	1.005	53	3	74
T26 : Queimadura e corrosão limitadas ao olho e seus anexos	1.107	1.095	1.086	5	4	12
Y69 : Acidente não especificado durante a prestação de cuidado médico e cirúrgico	1.059	1.059	1.057	2	–	–
K42 : Hérnia umbilical	1.052	66	28	1	37	986
S86 : Traumatismos de músculo e de tendão ao nível da perna	989	702	515	182	5	287
Y28 : Contato com objeto cortante ou penetrante, intenção não determinada	927	925	911	12	2	2
M70 : Transtornos dos tecidos moles relacionados com o uso, uso excessivo e pressão	893	392	142	30	220	501
S89 : Outros traumatismos e os não especificados da perna	816	740	483	255	2	76
S98 : Amputação traumática do tornozelo e do pé	801	499	440	57	2	302
T31 : Queimaduras classificadas segundo a extensão da superfície corporal atingida	793	715	683	32	–	78
S31 : Ferimento do abdome, do dorso e da pelve	791	729	631	97	1	62
W57 : Mordeduras e picadas de inseto e de outros artrópodes, não-venenosos	773	769	731	37	1	4
T92 : Seqüelas de traumatismos do membro superior	749	183	160	18	5	566
S46 : Traumatismo de tendão e músculo ao nível do ombro e do braço	743	468	388	62	18	275
M17 : Gonartrose [artrose do joelho]	743	104	71	10	23	639
T21 : Queimadura e corrosão do tronco	742	685	671	14	–	57
M53 : Outras dorsopatias não classificadas em outra parte	729	256	131	34	91	473
S13 : Luxação, entorse ou distensão das articulações e dos ligamentos do pescoço	728	693	450	238	5	35
M50 : Transtornos dos discos cervicais	715	306	98	22	186	409
T09 : Outros traumatismos de coluna e tronco, nível não especificado	711	662	450	208	4	49
R52 : Dor não classificada em outra parte	705	693	522	161	10	12
V89 : Acidente com um veículo a motor ou não-motorizado, tipo(s) de veículo(s) não espec.	690	686	162	522	2	4
Y64 : Medicamentos ou substâncias biológicas contaminados	690	690	687	3	–	–
X99 : Agressão por meio de objeto cortante ou penetrante	679	669	637	31	1	10
M99 : Lesões biomecânicas não classificadas em outra parte	672	542	410	123	9	130
W01 : Queda no mesmo nível por escorregão, tropeção ou passos em falsos [traspés]	671	667	510	156	1	4
T63 : Efeito tóxico de contato com animais venenosos	667	505	494	9	2	162
H90 : Perda de audição por transtorno de condução e/ou neuro-sensorial	657	602	126	4	472	55
T02 : Fraturas envolvendo múltiplas regiões do corpo	648	538	239	299	–	110
Z48 : Outro seguimento cirúrgico	637	623	581	41	1	14
H83 : Outros transtornos do ouvido interno	616	595	87	5	503	21
S64 : Traumatismo de nervos ao nível do punho e da mão	606	491	452	36	3	115
T81 : Complicações de procedimentos não classificadas em outra parte	603	588	569	11	8	15
T93 : Seqüelas de traumatismos do membro inferior	596	152	111	38	3	444
S29 : Outros traumatismos do tórax e os não especificados	590	534	368	166	–	56
S59 : Outros traumatismos do antebraço e os não especificados	588	542	407	135	–	46
S10 : Traumatismo superficial do pescoço	588	580	372	207	1	8
W45 : Penetração de corpo ou objeto estranho através da pele	585	579	577	2	–	6
T06 : Outros traumatismos envolvendo regiões múltiplas do corpo, não class. em outra parte	576	535	230	304	1	41
S56 : Traumatismo do músculo e tendão ao nível do antebraço	567	462	409	46	7	105
V01 : Pedestre traumatizado em colisão com um veículo a pedal	561	560	253	304	3	1
S49 : Outros traumatismos e os não especificados do ombro e do braço	540	497	341	150	6	43
F31 : Transtorno afetivo bipolar	536	30	10	1	19	506
M19 : Outras artroses	535	123	85	9	29	412
S12 : Fratura do pescoço	525	382	191	190	1	143
J45 : Asma	513	75	32	–	43	438
V09 : Pedestre traumatizado em outros acidentes de transporte e acid. de transp. não espec.	512	510	119	390	1	2
S96 : Traumatismos do músculo e tendão ao nível do tornozelo e do pé	508	378	306	71	1	130
S21 : Ferimento do tórax	507	460	358	101	1	47
S36 : Traumatismo de órgãos intra-abdominais	495	371	194	177	–	124
S97 : Lesão por esmagamento do tornozelo e do pé	495	442	382	60	–	53
V29 : Motociclista traumat. em outros acid. de transporte/acid de transporte não especif.	491	488	80	408	–	3
L23 : Dermatites alérgicas de contato	474	174	100	–	74	300
M66 : Ruptura espontânea de sinóvia e de tendão	447	274	217	38	19	173
C44 : Outras neoplasias malignas da pele	446	101	92	6	3	345
H57 : Outros transtornos do olho e anexos	445	433	425	8	–	12
M96 : Transtornos osteomusculares pós-procedimentos não classificados em outra parte	427	383	283	85	15	44

Capítulo 57 - Brasil e Grandes Regiões

57.1 - Quantidade de acidentes do trabalho, por situação de registro e motivo, segundo os 200 códigos da Classificação Internacional de Doenças - CID-10 mais incidentes, no Brasil - 2013

(conclusão)

CID 10	QUANTIDADE DE ACIDENTES DO TRABALHO					
	Total	Com CAT Registrada				Sem CAT Registrada
		Total	Motivo			
			Típico	Trajeto	Doença do Trabalho	
M71 : Outras bursopatias	421	180	73	27	80	241
V28 : Motociclista traumatizado em um acidente de transporte sem colisão	416	409	73	334	2	7
R10 : Dor abdominal e pélvica	408	373	260	97	16	35
A15 : Tuberculose respiratória, com confirmação bacteriológica e histológica	403	43	7	–	36	360
V23 : Motociclista traumatizado em colisão c/ automóvel [carro], "pick up" ou caminhonete	402	393	61	332	–	9
M24 : Outras transtornos articulares específicos	393	249	184	51	14	144
T03 : Luxações, entorses e distensões envolvendo regiões múltiplas do corpo	391	378	266	111	1	13
H18 : Outros transtornos da córnea	390	368	364	1	3	22
V87 : Acidente de trânsito de tipo especif, mas desconhecido modo de transporte da vítima	389	385	83	302	–	4
H11 : Outros transtornos da conjuntiva	384	364	350	11	3	20
S14 : Traumatismo de nervos e da medula espinhal ao nível cervical	382	305	175	126	4	77
S39 : Outros traumatismos e os não especificados do abdome, do dorso e da pelve	378	341	254	85	2	37
Z03 : Observação e avaliação médica por doenças e afecções suspeitas	372	225	185	36	4	147
T08 : Fratura da coluna, nível não especificado	366	290	187	103	–	76
Y04 : Agressão por meio de força corporal	364	364	309	55	–	–
L02 : Abscesso cutâneo, furúnculo e antraz	360	265	232	25	8	95
H54 : Cegueira e visão subnormal	359	125	113	5	7	234
M22 : Transtornos da rótula [patela]	358	143	83	30	30	215
Y65 : Outros acidentes durante a prestação de cuidados médicos e cirúrgicos	344	344	344	–	–	–
W19 : Queda sem especificação	340	338	224	110	4	2
W50 : Golpe, pancada, pontapé, mordedura ou escoriação infligidos por outra pessoa	337	336	227	109	–	1
S73 : Luxação, entorse e distensão da articulação e dos ligamentos do quadril	336	290	188	101	1	46
T98 : Seqüelas de outros efeitos de causas externas e dos não especificados	335	93	70	21	2	242
T78 : Efeitos adversos não classificados em outra parte	333	315	287	12	16	18
H44 : Transtornos do globo ocular	319	286	283	2	1	33
T75 : Efeitos de outras causas externas	316	294	289	3	2	22
R51 : Cefaléia	310	305	232	68	5	5
W87 : Exposição a corrente elétrica não especificada	307	293	290	2	1	14
S65 : Traumatismo de vasos sangüíneos ao nível do punho e da mão	304	273	249	20	4	31
R57 : Choque não classificado em outra parte	294	290	251	37	2	4
S27 : Traumatismo de outros órgãos intratorácicos e dos não especificados	290	217	132	84	1	73
S76 : Traumatismo de músculo e de tendão ao nível do quadril e da coxa	287	218	173	44	1	69
I10 : Hipertensão essencial (primária)	286	63	38	13	12	223
T65 : Efeito tóxico de outras substâncias e as não especificadas	285	277	268	6	3	8
A09 : Diarréia e gastroenterite de origem infecciosa presumível	280	280	204	1	75	–
M43 : Outras dorsopatias deformantes	280	173	111	41	21	107
S11 : Ferimento do pescoço	279	271	224	47	–	8
W10 : Queda em ou de escadas ou degraus	279	278	236	41	1	1
T10 : Fratura do membro superior, nível não especificado	275	233	168	65	–	42
M76 : Entesopatias dos membros inferiores, excluindo pé	271	144	88	26	30	127
S23 : Luxação, entorse e distensão de articulações e dos ligamentos do tórax	265	246	190	53	3	19
W18 : Outras quedas no mesmo nível	264	264	186	76	2	–
Z54 : Convalescença	259	259	183	62	14	–
R07 : Dor de garganta e no peito	259	249	170	76	3	10
M16 : Coxartrose [artrose do quadril]	258	39	21	2	16	219
M67 : Outros transtornos das sinóvias e dos tendões	257	131	100	15	16	126
R69 : Causas desconhecidas e não especificadas de morbidade	255	254	204	47	3	1
F40 : Transtornos fóbico-ansiosos	252	116	86	9	21	136
I21 : Infarto agudo do miocárdio	252	62	23	7	32	190
L24 : Dermatites de contato por irritantes	249	165	124	1	40	84
L98 : Outras afecções da pele e do tecido subcutâneo não classificadas em outra parte	248	207	175	30	2	41
K43 : Hérnia ventral	248	16	5	1	10	232
L25 : Dermatite de contato não especificada	241	138	96	2	40	103
T04 : Traumatismos por esmagamento envolvendo múltiplas regiões do corpo	239	219	151	68	–	20
J38 : Doenças das cordas vocais e da laringe não classificadas em outra parte	239	35	6	1	28	204
S94 : Traumatismo dos nervos ao nível do tornozelo e do pé	238	212	163	49	–	26
M20 : Deformidades adquiridas dos dedos das mãos e dos pés	237	142	122	17	3	95
F10 : Transtornos mentais e comportamentais devidos ao uso de álcool	232	22	7	2	13	210
M84 : Transtornos da continuidade do osso	230	106	72	27	7	124
X23 : Contato com abelhas, vespas e vespões	228	227	212	15	–	1
S03 : Luxação, entorse ou distensão das articulações e dos ligamentos da cabeça	224	196	144	52	–	28
X47 : Intoxicação acidental por e exposição a outros gases e vapores	222	217	211	4	2	5
S79 : Outros traumatismos e os não especificados do quadril e da coxa	220	201	142	59	–	19
M47 : Espondilose	218	46	24	5	17	172
M15 : Poliartrose	218	126	81	25	20	92
R96 : Outras mortes súbitas de causa desconhecida	215	215	113	102	–	–
Outros	30.906	23.247	17.202	4.604	1.441	7.659
Ignorado	999	119	85	26	8	880

Fonte: DATAPREV, CAT, SUB.
Nota: Os dados são preliminares, estando sujeitos a correções.

Capítulo 57 - Brasil e Grandes Regiões

57.2 - Quantidade de acidentes do trabalho, por situação de registro e motivo, segundo os 200 códigos da Classificação Internacional de Doenças - CID-10 mais incidentes, no Brasil - 2014

(continua)

CID 10	QUANTIDADE DE ACIDENTES DO TRABALHO					
	Total	Com CAT Registrada				Sem CAT Registrada
		Total	Motivo			
			Típico	Trajeto	Doença do Trabalho	
TOTAL	**712.302**	**564.283**	**430.454**	**116.230**	**17.599**	**148.019**
S61 : Ferimento do punho e da mão	68.017	64.688	63.026	1.573	89	3.329
S62 : Fratura ao nível do punho e da mão	47.701	38.420	31.804	6.515	101	9.281
S60 : Traumatismo superficial do punho e da mão	33.590	32.639	29.019	3.560	60	951
M54 : Dorsalgia	32.975	13.522	10.356	1.979	1.187	19.453
S93 : Luxação, entorse e distensão das articulações e ligamentos ao nível do tornozelo e pé	30.269	27.997	19.211	8.734	52	2.272
S82 : Fratura da perna, incluindo tornozelo	24.803	17.579	7.815	9.701	63	7.224
S92 : Fratura do pé (exceto do tornozelo)	22.121	16.994	11.675	5.265	54	5.127
M75 : Lesões do ombro	21.008	6.342	1.791	400	4.151	14.666
S80 : Traumatismo superficial da perna	18.946	18.093	11.494	6.558	41	853
S52 : Fratura do antebraço	18.346	13.308	7.690	5.576	42	5.038
S90 : Traumatismo superficial do tornozelo e do pé	17.207	16.551	12.974	3.553	24	656
S01 : Ferimento da cabeça	12.529	12.378	11.144	1.217	17	151
S42 : Fratura do ombro e do braço	12.434	8.940	3.137	5.762	41	3.494
Z20 : Contato com e exposição a doenças transmissíveis	11.626	11.620	11.498	13	109	6
M65 : Sinovite e tenossinovite	11.382	3.929	1.437	290	2.202	7.453
T14 : Traumatismo de região não especificada do corpo	11.108	10.888	8.075	2.793	20	220
S83 : Luxação, entorse e distensão das articulações e dos ligamentos do joelho	10.628	8.131	5.802	2.222	107	2.497
F43 : Reações ao "stress" grave e transtornos de adaptação	9.217	6.278	5.332	335	611	2.939
S81 : Ferimento da perna	8.967	8.205	5.946	2.250	9	762
S68 : Amputação traumática ao nível do punho e da mão	7.885	5.747	5.578	145	24	2.138
S40 : Traumatismo superficial do ombro e do braço	7.800	7.490	4.911	2.552	27	310
S91 : Ferimentos do tornozelo e do pé	7.569	6.652	5.611	1.029	12	917
M25 : Outros transtornos articulares não classificados em outra parte	7.105	5.070	3.581	1.346	143	2.035
T07 : Traumatismos múltiplos não especificados	6.760	6.435	2.818	3.610	7	325
S50 : Traumatismo superficial do cotovelo e do antebraço	6.363	6.174	4.474	1.685	15	189
S43 : Luxação, entorse e distensão das articulações e dos ligamentos da cintura escapular	6.318	4.984	3.050	1.868	66	1.334
S51 : Ferimento do antebraço	6.296	6.057	5.427	624	6	239
G56 : Mononeuropatias dos membros superiores	6.164	1.270	192	16	1.062	4.894
M51 : Outros transtornos de discos intervertebrais	6.002	1.726	701	84	941	4.276
S63 : Luxação, entorse e distensão das articulações e ligamentos ao nível do punho e da mão	5.926	5.300	4.329	941	30	626
S00 : Traumatismo superficial da cabeça	5.690	5.634	4.690	939	5	56
T15 : Corpo estranho na parte externa do olho	5.210	5.191	5.112	68	11	19
T23 : Queimadura e corrosão do punho e da mão	5.032	4.869	4.816	39	14	163
S72 : Fratura do fêmur	4.414	3.145	1.160	1.977	8	1.269
M23 : Transtornos internos dos joelhos	4.258	1.838	1.259	450	129	2.420
S32 : Fratura da coluna lombar e da pelve	4.087	3.018	1.768	1.235	15	1.069
S06 : Traumatismo intracraniano	4.034	3.279	1.905	1.353	21	755
S22 : Fratura de costela(s), esterno e coluna torácica	3.984	2.899	1.933	956	10	1.085
M77 : Outras entesopatias	3.953	1.113	377	68	668	2.840
S20 : Traumatismo superficial do tórax	3.800	3.628	2.542	1.085	1	172
T00 : Traumatismos superficiais envolvendo múltiplas regiões do corpo	3.743	3.659	1.586	2.068	5	84
F32 : Episódios depressivos	3.666	611	150	22	439	3.055
S30 : Traumatismo superficial do abdome, do dorso e da pelve	3.523	3.393	2.543	840	10	130
M79 : Outros transtornos dos tecidos moles, não classificados em outra parte	3.522	2.989	2.183	712	94	533
S70 : Traumatismo superficial do quadril e da coxa	3.290	3.188	2.243	938	7	102
F41 : Outros transtornos ansiosos	3.264	1.060	652	57	351	2.204
S66 : Traumatismo de músculo e tendão ao nível do punho e da mão	3.202	2.233	2.075	143	15	969
T30 : Queimadura e corrosão, parte não especificada do corpo	3.092	2.921	2.865	48	8	171
Z57 : Exposição ocupacional a fatores de risco	3.082	3.078	3.029	7	42	4
S41 : Ferimento do ombro e do braço	2.882	2.802	2.292	508	2	80
S02 : Fratura do crânio e dos ossos da face	2.832	2.349	1.499	846	4	483
Z04 : Exame e observação por outras razões	2.744	2.740	2.565	154	21	4
T22 : Queimadura e corrosão do ombro e membro superior, exceto punho e mão	2.667	2.599	2.562	33	4	68
S05 : Traumatismo do olho e da órbita ocular	2.625	2.294	2.196	94	4	331
K40 : Hérnia inguinal	2.465	197	74	1	122	2.268
T11 : Outros traumatismos de membro superior, nível não especificado	2.313	2.241	1.862	369	10	72
S69 : Outros traumatismos e os não especificados do punho e da mão	2.243	2.063	1.864	189	10	180
S09 : Outros traumatismos da cabeça e os não especificados	2.219	2.132	1.558	570	4	87
T13 : Outros traumatismos de membro inferior, nível não especificado	2.118	1.992	1.417	571	4	126
Z65 : Problemas relacionados com outras circunstâncias psicossociais	2.094	2.091	2.056	30	5	3
S67 : Lesão por esmagamento do punho e da mão	2.060	1.850	1.800	47	3	210
T01 : Ferimentos envolvendo múltiplas regiões do corpo	2.042	1.965	922	1.041	2	77
S71 : Ferimento do quadril e da coxa	1.812	1.669	1.472	195	2	143
W54 : Mordedura ou golpe provocado por cão	1.808	1.795	1.551	243	1	13
H16 : Ceratite	1.795	1.655	1.619	23	13	140
Z00 : Exame geral e investigação de pessoas sem queixas ou diagnóstico relatado	1.774	1.762	1.447	311	4	12

Capítulo 57 - Brasil e Grandes Regiões

57.2 - Quantidade de acidentes do trabalho, por situação de registro e motivo, segundo os 200 códigos da Classificação Internacional de Doenças - CID-10 mais incidentes, no Brasil - 2014

(continuação)

CID 10	QUANTIDADE DE ACIDENTES DO TRABALHO					
	Total	Com CAT Registrada				Sem CAT Registrada
		Total	Motivo			
			Típico	Trajeto	Doença do Trabalho	
M62 : Outros transtornos musculares	1.754	1.650	1.353	277	20	104
T25 : Queimadura e corrosão do tornozelo e do pé	1.651	1.518	1.466	48	4	133
T20 : Queimadura e corrosão da cabeça e pescoço	1.455	1.416	1.406	8	2	39
S33 : Luxação, entorse ou distensão das articulações e ligamentos da coluna lombar e pelve	1.405	1.318	1.055	240	23	87
T29 : Queimaduras e corrosões de múltiplas regiões do corpo	1.221	1.128	1.068	60	–	93
Y60 : Corte, punção, perfuração ou hemorragia acidentais dur. prest. cuidados méd./cirúrg.	1.191	1.190	1.176	8	6	1
H10 : Conjuntivite	1.183	1.118	1.100	10	8	65
I83 : Varizes dos membros inferiores	1.169	74	41	6	27	1.095
T26 : Queimadura e corrosão limitadas ao olho e seus anexos	1.126	1.100	1.091	8	1	26
S99 : Outros traumatismos e os não especificados do tornozelo e do pé	1.125	1.044	799	242	3	81
T24 : Queimadura e corrosão do quadril e membro inferior, exceto tornozelo e do pé	1.118	1.051	982	69	–	67
F33 : Transtorno depressivo recorrente	1.117	149	31	4	114	968
S53 : Luxação, entorse e distensão das articulações e dos ligamentos do cotovelo	1.115	938	639	297	2	177
Y69 : Acidente não especificado durante a prestação de cuidado médico e cirúrgico	1.100	1.099	1.096	1	2	1
R52 : Dor não classificada em outra parte	992	978	730	240	8	14
Y28 : Contato com objeto cortante ou penetrante, intenção não determinada	972	970	958	7	5	2
S86 : Traumatismos de músculo e de tendão ao nível da perna	949	670	464	198	8	279
K42 : Hérnia umbilical	930	65	20	–	45	865
V29 : Motociclista traumat. em outros acid. de transporte/acid de transporte não especif.	812	799	104	695	–	13
Z48 : Outro seguimento cirúrgico	804	797	734	58	5	7
S89 : Outros traumatismos e os não especificados da perna	799	736	475	260	1	63
S31 : Ferimento do abdome, do dorso e da pelve	766	695	590	102	3	71
T09 : Outros traumatismos de coluna e tronco, nível não especificado	763	739	509	228	2	24
M50 : Transtornos dos discos cervicais	762	354	101	45	208	408
M70 : Transtornos dos tecidos moles relacionados com o uso, uso excessivo e pressão	751	347	144	43	160	404
W57 : Mordeduras e picadas de inseto e de outros artrópodes, não-venenosos	749	748	714	32	2	1
T31 : Queimaduras classificadas segundo a extensão da superfície corporal atingida	746	686	643	41	2	60
W01 : Queda no mesmo nível por escorregão, tropeção ou passos em falsos [traspés]	743	739	597	140	2	4
S98 : Amputação traumática do tornozelo e do pé	732	488	418	66	4	244
S46 : Traumatismo de tendão e músculo ao nível do ombro e do braço	722	501	415	66	20	221
Y64 : Medicamentos ou substâncias biológicas contaminados	721	721	715	1	5	–
T21 : Queimadura e corrosão do tronco	711	652	645	7	–	59
H90 : Perda de audição por transtorno de condução e/ou neuro-sensorial	685	633	194	–	439	52
T92 : Seqüelas de traumatismos do membro superior	666	178	147	29	2	488
T81 : Complicações de procedimentos não classificadas em outra parte	647	639	622	13	4	8
S13 : Luxação, entorse ou distensão das articulações e dos ligamentos do pescoço	642	614	435	173	6	28
M53 : Outras dorsopatias não classificadas em outra parte	636	258	130	34	94	378
M17 : Gonartrose [artrose do joelho]	633	106	66	16	24	527
V89 : Acidente com um veículo a motor ou não-motorizado, tipo(s) de veículo(s) não espec.	623	622	150	470	2	1
T06 : Outros traumatismos envolvendo regiões múltiplas do corpo, não class. em outra parte	616	596	268	327	1	20
T02 : Fraturas envolvendo múltiplas regiões do corpo	611	505	209	291	5	106
S56 : Traumatismo do músculo e tendão ao nível do antebraço	598	502	436	65	1	96
V87 : Acidente de trânsito de tipo especif, mas desconhecido modo de transporte da vítima	598	591	137	454	–	7
S64 : Traumatismo de nervos ao nível do punho e da mão	586	478	439	32	7	108
M99 : Lesões biomecânicas não classificadas em outra parte	580	483	351	123	9	97
W45 : Penetração de corpo ou objeto estranho através da pele	576	570	561	9	–	6
S36 : Traumatismo de órgãos intra-abdominais	560	393	181	210	2	167
T63 : Efeito tóxico de contato com animais venenosos	559	416	401	12	3	143
X99 : Agressão por meio de objeto cortante ou penetrante	552	549	514	32	3	3
S10 : Traumatismo superficial do pescoço	552	538	346	190	2	14
T93 : Seqüelas de traumatismos do membro inferior	533	135	83	47	5	398
V01 : Pedestre traumatizado em colisão com um veículo a pedal	531	531	203	327	1	–
S29 : Outros traumatismos do tórax e os não especificados	528	469	315	154	–	59
S12 : Fratura do pescoço	517	383	195	183	5	134
S21 : Ferimento do tórax	500	464	365	98	1	36
H57 : Outros transtornos do olho e anexos	498	486	471	13	2	12
V09 : Pedestre traumatizado em outros acidentes de transporte e acid. de transp. não espec.	489	489	137	350	2	–
S59 : Outros traumatismos do antebraço e os não especificados	489	467	355	112	–	22
V23 : Motociclista traumatizado em colisão c/ automóvel [carro], "pick up" ou caminhonete	483	472	62	409	1	11
F31 : Transtorno afetivo bipolar	479	59	6	–	53	420
V28 : Motociclista traumatizado em um acidente de transporte sem colisão	469	464	67	395	2	5
M19 : Outras artroses	469	111	59	20	32	358
S49 : Outros traumatismos e os não especificados do ombro e do braço	460	428	301	126	1	32
A09 : Diarréia e gastroenterite de origem infecciosa presumível	454	453	201	1	251	1
R10 : Dor abdominal e pélvica	450	416	262	136	18	34
L23 : Dermatites alérgicas de contato	441	185	105	3	77	256
S97 : Lesão por esmagamento do tornozelo e do pé	429	380	339	41	–	49
S96 : Traumatismos do músculo e tendão ao nível do tornozelo e do pé	419	314	216	97	1	105

Capítulo 57 - Brasil e Grandes Regiões

57.2 - Quantidade de acidentes do trabalho, por situação de registro e motivo, segundo os 200 códigos da Classificação Internacional de Doenças - CID-10 mais incidentes, no Brasil - 2014

(conclusão)

CID 10	QUANTIDADE DE ACIDENTES DO TRABALHO					
	Total	Com CAT Registrada				Sem CAT Registrada
		Total	Motivo			
			Típico	Trajeto	Doença do Trabalho	
S14 : Traumatismo de nervos e da medula espinhal ao nível cervical	418	353	197	154	2	65
J45 : Asma	415	56	26	–	30	359
M22 : Transtornos da rótula [patela]	411	198	115	45	38	213
Y04 : Agressão por meio de força corporal	401	400	343	56	1	1
W19 : Queda sem especificação	395	389	254	135	–	6
M66 : Ruptura espontânea de sinóvia e de tendão	391	258	176	59	23	133
C44 : Outras neoplasias malignas da pele	386	72	56	12	4	314
A15 : Tuberculose respiratória, com confirmação bacteriológica e histológica	386	49	14	–	35	337
H83 : Outros transtornos do ouvido interno	383	361	49	2	310	22
M24 : Outras transtornos articulares específicos	383	247	168	62	17	136
Y65 : Outros acidentes durante a prestação de cuidados médicos e cirúrgicos	376	376	375	–	1	–
H11 : Outros transtornos da conjuntiva	363	348	331	16	1	15
R51 : Cefaléia	357	350	265	81	4	7
T78 : Efeitos adversos não classificados em outra parte	353	325	297	5	23	28
L02 : Abscesso cutâneo, furúnculo e antraz	342	262	226	23	13	80
W87 : Exposição a corrente elétrica não especificada	338	327	325	2	–	11
Z03 : Observação e avaliação médica por doenças e afecções suspeitas	338	202	158	38	6	136
M96 : Transtornos osteomusculares pós-procedimentos não classificados em outra parte	338	314	229	71	14	24
H18 : Outros transtornos da córnea	337	307	299	8	–	30
H54 : Cegueira e visão subnormal	334	130	112	9	9	204
W10 : Queda em ou de escadas ou degraus	333	326	296	30	–	7
H44 : Transtornos do globo ocular	317	287	285	2	–	30
M71 : Outras bursopatias	314	117	60	2	55	197
W50 : Golpe, pancada, pontapé, mordedura ou escoriação infligidos por outra pessoa	305	305	220	85	–	–
S39 : Outros traumatismos e os não especificados do abdome, do dorso e da pelve	300	266	182	84	–	34
R57 : Choque não classificado em outra parte	296	293	257	34	2	3
S73 : Luxação, entorse e distensão da articulação e dos ligamentos do quadril	294	239	135	102	2	55
T08 : Fratura da coluna, nível não especificado	285	234	152	82	–	51
S65 : Traumatismo de vasos sangüíneos ao nível do punho e da mão	283	266	244	17	5	17
M76 : Entesopatias dos membros inferiores, excluindo pé	281	157	96	23	38	124
Z54 : Convalescença	280	280	196	70	14	–
S27 : Traumatismo de outros órgãos intratorácicos e dos não especificados	280	217	123	94	–	63
T03 : Luxações, entorses e distensões envolvendo regiões múltiplas do corpo	279	275	172	102	1	4
T75 : Efeitos de outras causas externas	276	261	252	6	3	15
A05 : Outras intoxicações alimentares bacterianas	274	274	190	–	84	–
S23 : Luxação, entorse e distensão de articulações e dos ligamentos do tórax	273	258	205	52	1	15
M16 : Coxartrose [artrose do quadril]	272	49	27	3	19	223
W18 : Outras quedas no mesmo nível	264	264	206	58	–	–
S76 : Traumatismo de músculo e de tendão ao nível do quadril e da coxa	263	198	143	55	–	65
R69 : Causas desconhecidas e não especificadas de morbidade	263	261	218	42	1	2
I10 : Hipertensão essencial (primária)	259	57	36	15	6	202
T98 : Seqüelas de outros efeitos de causas externas e dos não especificados	259	82	61	18	3	177
T59 : Efeito tóxico de outros gases, fumaças e vapores	257	254	250	2	2	3
M43 : Outras dorsopatias deformantes	256	159	107	36	16	97
R07 : Dor de garganta e no peito	253	248	178	63	7	5
S11 : Ferimento do pescoço	253	241	187	52	2	12
W27 : Contato com ferramentas manuais sem motor	253	252	250	2	–	1
M67 : Outros transtornos das sinóvias e dos tendões	252	140	94	16	30	112
L24 : Dermatites de contato por irritantes	248	176	140	–	36	72
T10 : Fratura do membro superior, nível não especificado	246	212	147	65	–	34
M84 : Transtornos da continuidade do osso	238	110	75	24	11	128
T90 : Seqüelas de traumatismo da cabeça	238	176	123	53	–	62
S94 : Traumatismo dos nervos ao nível do tornozelo e do pé	236	206	159	46	1	30
L98 : Outras afecções da pele e do tecido subcutâneo não classificadas em outra parte	233	180	159	17	4	53
K25 : Úlcera gástrica	232	231	213	17	1	1
T12 : Fratura do membro inferior, nível não especificado	230	180	94	86	–	50
T04 : Traumatismos por esmagamento envolvendo múltiplas regiões do corpo	230	215	154	61	–	15
Z01 : Outros exames e investigações especiais de pessoas s/ queixa ou diagnóstico relatado	230	230	203	8	19	–
M15 : Poliartrose	225	131	81	26	24	94
W17 : Outras quedas de um nível a outro	224	222	176	46	–	2
F10 : Transtornos mentais e comportamentais devidos ao uso de álcool	218	16	8	2	6	202
M72 : Transtornos fibroblásticos	217	66	16	14	36	151
F40 : Transtornos fóbico-ansiosos	215	83	61	6	16	132
S79 : Outros traumatismos e os não especificados do quadril e da coxa	213	190	130	59	1	23
J38 : Doenças das cordas vocais e da laringe não classificadas em outra parte	212	33	5	–	28	179
M47 : Espondilose	212	43	26	3	14	169
Outras	29.771	22.668	16.403	4.824	1.441	7.103
Ignorado	1.102	127	94	23	10	975

Fonte: DATAPREV, CAT, SUB.
Nota: Os dados são preliminares, estando sujeitos a correções.

Capítulo 57 - Brasil e Grandes Regiões

57.3 - Quantidade de acidentes do trabalho, por situação de registro e motivo, segundo os 200 códigos da Classificação Internacional de Doenças - CID-10 mais incidentes, no Brasil - 2015

(continua)

CID 10	QUANTIDADE DE ACIDENTES DO TRABALHO					
	Total	Com CAT Registrada				Sem CAT Registrada
		Total	Motivo			
			Típico	Trajeto	Doença do Trabalho	
TOTAL	**612.632**	**502.942**	**383.663**	**106.039**	**13.240**	**109.690**
S61 : Ferimento do punho e da mão	59.924	57.754	56.192	1.482	80	2.170
S62 : Fratura ao nível do punho e da mão	38.198	31.190	25.622	5.469	99	7.008
S60 : Traumatismo superficial do punho e da mão	28.984	28.300	24.874	3.371	55	684
S93 : Luxação, entorse e distensão das articulações e ligamentos ao nível do tornozelo e pé	27.225	25.453	17.442	7.966	45	1.772
M54 : Dorsalgia	25.028	11.524	8.750	1.787	987	13.504
S82 : Fratura da perna, incluindo tornozelo	20.847	14.877	6.574	8.255	48	5.970
S92 : Fratura do pé (exceto do tornozelo)	18.530	14.483	9.984	4.458	41	4.047
S80 : Traumatismo superficial da perna	17.252	16.650	10.375	6.252	23	602
M75 : Lesões do ombro	15.915	4.685	1.410	353	2.922	11.230
S52 : Fratura do antebraço	15.769	11.589	6.695	4.870	24	4.180
S90 : Traumatismo superficial do tornozelo e do pé	15.538	15.095	11.591	3.489	15	443
Z20 : Contato com e exposição a doenças transmissíveis	12.822	12.814	12.674	19	121	8
S01 : Ferimento da cabeça	11.246	11.134	10.045	1.074	15	112
F43 : Reações ao "stress" grave e transtornos de adaptação	10.886	8.475	7.576	373	526	2.411
S42 : Fratura do ombro e do braço	10.618	7.790	2.730	5.038	22	2.828
T14 : Traumatismo de região não especificada do corpo	10.099	9.951	7.304	2.630	17	148
S83 : Luxação, entorse e distensão das articulações e dos ligamentos do joelho	9.356	7.229	5.153	1.990	86	2.127
M65 : Sinovite e tenossinovite	8.233	3.078	1.138	236	1.704	5.155
S81 : Ferimento da perna	7.776	7.241	5.240	1.994	7	535
S40 : Traumatismo superficial do ombro e do braço	7.052	6.833	4.393	2.418	22	219
M25 : Outros transtornos articulares não classificados em outra parte	6.641	5.264	3.672	1.487	105	1.377
S91 : Ferimentos do tornozelo e do pé	6.393	5.775	4.878	888	9	618
S68 : Amputação traumática ao nível do punho e da mão	6.223	4.572	4.404	150	18	1.651
T07 : Traumatismos múltiplos não especificados	6.197	5.989	2.670	3.309	10	208
S50 : Traumatismo superficial do cotovelo e do antebraço	5.806	5.673	4.049	1.618	6	133
S51 : Ferimento do antebraço	5.744	5.589	4.948	635	6	155
S43 : Luxação, entorse e distensão das articulações e dos ligamentos da cintura escapular	5.420	4.390	2.606	1.742	42	1.030
S00 : Traumatismo superficial da cabeça	5.128	5.082	4.215	859	8	46
S63 : Luxação, entorse e distensão das articulações e ligamentos ao nível do punho e da mão	4.995	4.496	3.684	798	14	499
G56 : Mononeuropatias dos membros superiores	4.730	943	146	15	782	3.787
T23 : Queimadura e corrosão do punho e da mão	4.506	4.393	4.344	41	8	113
M51 : Outros transtornos de discos intervertebrais	4.464	1.202	467	69	666	3.262
T15 : Corpo estranho na parte externa do olho	4.295	4.285	4.230	49	6	10
S72 : Fratura do fêmur	3.611	2.528	955	1.565	8	1.083
M23 : Transtornos internos dos joelhos	3.412	1.431	967	350	114	1.981
Z57 : Exposição ocupacional a fatores de risco	3.378	3.376	3.355	12	9	2
S32 : Fratura da coluna lombar e da pelve	3.362	2.496	1.483	1.006	7	866
M79 : Outros transtornos dos tecidos moles, não classificados em outra parte	3.322	2.988	2.157	754	77	334
T00 : Traumatismos superficiais envolvendo múltiplas regiões do corpo	3.320	3.261	1.430	1.829	2	59
S20 : Traumatismo superficial do tórax	3.309	3.194	2.236	953	5	115
S06 : Traumatismo intracraniano	3.256	2.692	1.558	1.117	17	564
S22 : Fratura de costela(s), esterno e coluna torácica	3.218	2.366	1.510	849	7	852
S30 : Traumatismo superficial do abdome, do dorso e da pelve	3.095	3.006	2.210	783	13	89
S70 : Traumatismo superficial do quadril e da coxa	3.083	2.989	1.978	1.007	4	94
Z04 : Exame e observação por outras razões	2.849	2.842	2.702	120	20	7
F41 : Outros transtornos ansiosos	2.774	884	475	66	343	1.890
F32 : Episódios depressivos	2.724	521	138	13	370	2.203
M77 : Outras entesopatias	2.676	835	274	59	502	1.841
T30 : Queimadura e corrosão, parte não especificada do corpo	2.590	2.462	2.396	62	4	128
S66 : Traumatismo de músculo e tendão ao nível do punho e da mão	2.544	1.798	1.663	124	11	746
S41 : Ferimento do ombro e do braço	2.398	2.348	1.895	451	2	50
T22 : Queimadura e corrosão do ombro e membro superior, exceto punho e mão	2.388	2.324	2.276	42	6	64
S02 : Fratura do crânio e dos ossos da face	2.318	1.977	1.229	743	5	341
S05 : Traumatismo do olho e da órbita ocular	2.316	2.094	1.993	98	3	222
T11 : Outros traumatismos de membro superior, nível não especificado	2.101	2.040	1.673	357	10	61
S09 : Outros traumatismos da cabeça e os não especificados	1.979	1.923	1.407	514	2	56
T01 : Ferimentos envolvendo múltiplas regiões do corpo	1.889	1.828	853	973	2	61
W54 : Mordedura ou golpe provocado por cão	1.873	1.864	1.594	267	3	9
Z00 : Exame geral e investigação de pessoas sem queixas ou diagnóstico relatado	1.861	1.855	1.509	340	6	6
S69 : Outros traumatismos e os não especificados do punho e da mão	1.840	1.708	1.552	148	8	132
T13 : Outros traumatismos de membro inferior, nível não especificado	1.782	1.710	1.160	544	6	72
K40 : Hérnia inguinal	1.769	183	70	3	110	1.586
S67 : Lesão por esmagamento do punho e da mão	1.672	1.510	1.461	42	7	162
M62 : Outros transtornos musculares	1.672	1.561	1.239	310	12	111
S71 : Ferimento do quadril e da coxa	1.517	1.440	1.237	202	1	77
T25 : Queimadura e corrosão do tornozelo e do pé	1.460	1.364	1.332	29	3	96

Capítulo 57 - Brasil e Grandes Regiões

57.3 - Quantidade de acidentes do trabalho, por situação de registro e motivo, segundo os 200 códigos da Classificação Internacional de Doenças - CID-10 mais incidentes, no Brasil - 2015

(continuação)

CID 10	QUANTIDADE DE ACIDENTES DO TRABALHO					
	Total	Com CAT Registrada				Sem CAT Registrada
		Total	Motivo			
			Típico	Trajeto	Doença do Trabalho	
H16 : Ceratite	1.393	1.324	1.312	10	2	69
R52 : Dor não classificada em outra parte	1.317	1.306	991	307	8	11
T20 : Queimadura e corrosão da cabeça e pescoço	1.306	1.279	1.259	19	1	27
S33 : Luxação, entorse ou distensão das articulações e ligamentos da coluna lombar e pelve	1.227	1.138	919	197	22	89
Z65 : Problemas relacionados com outras circunstâncias psicossociais	1.157	1.155	1.138	16	1	2
V29 : Motociclista traumat. em outros acid. de transporte/acid de transporte não especif.	1.147	1.137	125	1.011	1	10
Y60 : Corte, punção, perfuração ou hemorragia acidentais dur. prest. cuidados méd./cirúrg.	1.110	1.110	1.094	9	7	–
T29 : Queimaduras e corrosões de múltiplas regiões do corpo	1.055	979	933	45	1	76
S53 : Luxação, entorse e distensão das articulações e dos ligamentos do cotovelo	1.000	829	584	245	–	171
T26 : Queimadura e corrosão limitadas ao olho e seus anexos	998	984	982	–	2	14
Y69 : Acidente não especificado durante a prestação de cuidado médico e cirúrgico	995	995	992	2	1	–
T24 : Queimadura e corrosão do quadril e membro inferior, exceto tornozelo e do pé	971	927	877	47	3	44
S99 : Outros traumatismos e os não especificados do tornozelo e do pé	944	878	631	244	3	66
F33 : Transtorno depressivo recorrente	926	157	42	4	111	769
H10 : Conjuntivite	917	893	872	14	7	24
Y28 : Contato com objeto cortante ou penetrante, intenção não determinada	900	899	886	8	5	1
W01 : Queda no mesmo nível por escorregão, tropeção ou passos em falsos [traspés]	863	861	649	209	3	2
S86 : Traumatismos de músculo e de tendão ao nível da perna	848	613	443	167	3	235
Z48 : Outro seguimento cirúrgico	832	824	760	62	2	8
Y64 : Medicamentos ou substâncias biológicas contaminados	775	775	770	1	4	–
T09 : Outros traumatismos de coluna e tronco, nível não especificado	767	742	525	215	2	25
I83 : Varizes dos membros inferiores	744	63	31	2	30	681
W57 : Mordeduras e picadas de inseto e de outros artrópodes, não-venenosos	732	730	705	21	4	2
T21 : Queimadura e corrosão do tronco	692	657	649	7	1	35
T81 : Complicações de procedimentos não classificadas em outra parte	655	647	630	14	3	8
V87 : Acidente de trânsito de tipo especif, mas desconhecido modo de transporte da vítima	638	636	161	474	1	2
S31 : Ferimento do abdome, do dorso e da pelve	632	572	482	90	–	60
K42 : Hérnia umbilical	628	47	15	–	32	581
H90 : Perda de audição por transtorno de condução e/ou neuro-sensorial	624	582	189	2	391	42
S89 : Outros traumatismos e os não especificados da perna	622	571	370	200	1	51
S13 : Luxação, entorse ou distensão das articulações e dos ligamentos do pescoço	619	594	375	215	4	25
S46 : Traumatismo de tendão e músculo ao nível do ombro e do braço	614	438	342	80	16	176
T31 : Queimaduras classificadas segundo a extensão da superfície corporal atingida	592	551	528	20	3	41
V89 : Acidente com um veículo a motor ou não-motorizado, tipo(s) de veículo(s) não espec.	578	577	144	433	–	1
X99 : Agressão por meio de objeto cortante ou penetrante	544	533	489	39	5	11
T06 : Outros traumatismos envolvendo regiões múltiplas do corpo, não class. em outra parte	542	519	237	281	1	23
T02 : Fraturas envolvendo múltiplas regiões do corpo	535	449	191	258	–	86
M50 : Transtornos dos discos cervicais	528	260	96	22	142	268
W45 : Penetração de corpo ou objeto estranho através da pele	507	503	497	6	–	4
T92 : Seqüelas de traumatismos do membro superior	506	157	122	31	4	349
V23 : Motociclista traumatizado em colisão c/ automóvel [carro], "pick up" ou caminhonete	504	493	58	434	1	11
H57 : Outros transtornos do olho e anexos	504	499	486	12	1	5
V01 : Pedestre traumatizado em colisão com um veículo a pedal	502	500	165	332	3	2
V09 : Pedestre traumatizado em outros acidentes de transporte e acid. de transp. não espec.	500	499	123	374	2	1
M53 : Outras dorsopatias não classificadas em outra parte	492	223	124	31	68	269
Y04 : Agressão por meio de força corporal	490	485	404	80	1	5
M99 : Lesões biomecânicas não classificadas em outra parte	485	423	302	114	7	62
M17 : Gonartrose [artrose do joelho]	481	88	53	19	16	393
M70 : Transtornos dos tecidos moles relacionados com o uso, uso excessivo e pressão	480	258	120	32	106	222
S29 : Outros traumatismos do tórax e os não especificados	469	447	310	137	–	22
S98 : Amputação traumática do tornozelo e do pé	462	286	236	47	3	176
V28 : Motociclista traumatizado em um acidente de transporte sem colisão	454	450	57	393	–	4
S56 : Traumatismo do músculo e tendão ao nível do antebraço	452	382	329	46	7	70
S10 : Traumatismo superficial do pescoço	450	442	307	135	–	8
S59 : Outros traumatismos do antebraço e os não especificados	446	430	325	104	1	16
S12 : Fratura do pescoço	441	313	169	144	–	128
Z54 : Convalescença	431	431	288	124	19	–
F31 : Transtorno afetivo bipolar	420	39	5	1	33	381
W87 : Exposição a corrente elétrica não especificada	419	407	403	2	2	12
S21 : Ferimento do tórax	416	381	306	75	–	35
T93 : Seqüelas de traumatismos do membro inferior	412	131	79	48	4	281
R10 : Dor abdominal e pélvica	409	383	239	135	9	26
T63 : Efeito tóxico de contato com animais venenosos	401	310	303	7	–	91
Y65 : Outros acidentes durante a prestação de cuidados médicos e cirúrgicos	395	395	395	–	–	–
S49 : Outros traumatismos e os não especificados do ombro e do braço	394	371	248	120	3	23
S64 : Traumatismo de nervos ao nível do punho e da mão	393	311	285	26	–	82
S36 : Traumatismo de órgãos intra-abdominais	390	282	135	147	–	108
S97 : Lesão por esmagamento do tornozelo e do pé	388	351	310	40	1	37

Capítulo 57 - Brasil e Grandes Regiões

57.3 - Quantidade de acidentes do trabalho, por situação de registro e motivo, segundo os 200 códigos da Classificação Internacional de Doenças - CID-10 mais incidentes, no Brasil - 2015

(conclusão)

CID 10	QUANTIDADE DE ACIDENTES DO TRABALHO					
	Total	Com CAT Registrada				Sem CAT Registrada
		Total	Motivo			
			Típico	Trajeto	Doença do Trabalho	
W19 : Queda sem especificação	374	372	261	111	–	2
S96 : Traumatismos do músculo e tendão ao nível do tornozelo e do pé	368	278	189	89	–	90
H83 : Outros transtornos do ouvido interno	364	352	73	6	273	12
M66 : Ruptura espontânea de sinóvia e de tendão	354	249	160	51	38	105
M19 : Outras artroses	347	95	51	16	28	252
S14 : Traumatismo de nervos e da medula espinhal ao nível cervical	346	307	180	127	–	39
W10 : Queda em ou de escadas ou degraus	328	323	288	35	–	5
M24 : Outras transtornos articulares específicos	322	240	164	58	18	82
R51 : Cefaléia	317	311	226	80	5	6
M22 : Transtornos da rótula [patela]	315	138	69	36	33	177
T78 : Efeitos adversos não classificados em outra parte	312	298	275	9	14	14
M96 : Transtornos osteomusculares pós-procedimentos não classificados em outra parte	311	291	197	81	13	20
C44 : Outras neoplasias malignas da pele	305	77	67	5	5	228
H18 : Outros transtornos da córnea	304	283	276	6	1	21
A15 : Tuberculose respiratória, com confirmação bacteriológica e histológica	299	30	5	–	25	269
L23 : Dermatites alérgicas de contato	298	142	95	1	46	156
T03 : Luxações, entorses e distensões envolvendo regiões múltiplas do corpo	296	292	192	99	1	4
J45 : Asma	296	58	32	1	25	238
H11 : Outros transtornos da conjuntiva	292	285	276	6	3	7
H44 : Transtornos do globo ocular	289	265	261	3	1	24
L02 : Abscesso cutâneo, furúnculo e antraz	283	237	204	27	6	46
S11 : Ferimento do pescoço	270	261	205	56	–	9
S39 : Outros traumatismos e os não especificados do abdome, do dorso e da pelve	261	248	173	74	1	13
S23 : Luxação, entorse e distensão de articulações e dos ligamentos do tórax	259	244	190	52	2	15
T08 : Fratura da coluna, nível não especificado	258	212	150	61	1	46
T59 : Efeito tóxico de outros gases, fumaças e vapores	253	251	249	–	2	2
R57 : Choque não classificado em outra parte	250	247	205	41	1	3
R07 : Dor de garganta e no peito	248	240	165	73	2	8
R69 : Causas desconhecidas e não especificadas de morbidade	247	246	201	43	2	1
W50 : Golpe, pancada, pontapé, mordedura ou escoriação infligidos por outra pessoa	247	247	196	50	1	–
S65 : Traumatismo de vasos sangüíneos ao nível do punho e da mão	238	220	208	12	–	18
Z01 : Outros exames e investigações especiais de pessoas s/ queixa ou diagnóstico relatado	238	238	224	9	5	–
M20 : Deformidades adquiridas dos dedos das mãos e dos pés	235	151	133	17	1	84
W27 : Contato com ferramentas manuais sem motor	231	231	230	1	–	–
S73 : Luxação, entorse e distensão da articulação e dos ligamentos do quadril	230	195	125	69	1	35
S27 : Traumatismo de outros órgãos intratorácicos e dos não especificados	228	184	108	73	3	44
T10 : Fratura do membro superior, nível não especificado	227	193	129	64	–	34
W18 : Outras quedas no mesmo nível	222	221	147	73	1	1
T90 : Seqüelas de traumatismo da cabeça	217	176	120	55	1	41
T75 : Efeitos de outras causas externas	208	199	195	3	1	9
S76 : Traumatismo de músculo e de tendão ao nível do quadril e da coxa	208	169	118	50	1	39
Z03 : Observação e avaliação médica por doenças e afecções suspeitas	206	127	104	21	2	79
W17 : Outras quedas de um nível a outro	204	203	172	30	1	1
F40 : Transtornos fóbico-ansiosos	204	106	81	9	16	98
V20 : Motociclista traumatizado em colisão com um pedestre ou um animal	200	197	28	167	2	3
T04 : Traumatismos por esmagamento envolvendo múltiplas regiões do corpo	199	192	129	63	–	7
M67 : Outros transtornos das sinóvias e dos tendões	199	116	78	15	23	83
W20 : Impacto causado por objeto lançado, projetado ou em queda	198	197	185	12	–	1
Z51 : Outros cuidados médicos	198	196	165	31	–	2
Y96 : Circunstância relativa às condições de trabalho	195	194	184	7	3	1
S94 : Traumatismo dos nervos ao nível do tornozelo e do pé	194	175	126	49	–	19
M71 : Outras bursopatias	193	76	31	6	39	117
R45 : Sintomas e sinais relativos ao estado emocional	193	189	157	32	–	4
A09 : Diarréia e gastroenterite de origem infecciosa presumível	193	193	184	1	8	–
L98 : Outras afecções da pele e do tecido subcutâneo não classificadas em outra parte	192	158	134	19	5	34
R96 : Outras mortes súbitas de causa desconhecida	192	192	99	91	2	–
H54 : Cegueira e visão subnormal	191	82	71	7	4	109
I21 : Infarto agudo do miocárdio	189	58	21	4	33	131
X23 : Contato com abelhas, vespas e vespões	187	187	180	7	–	–
Y09 : Agressão por meios não especificados	184	183	159	23	1	1
M76 : Entesopatias dos membros inferiores, excluindo pé	183	106	71	17	18	77
T12 : Fratura do membro inferior, nível não especificado	183	144	75	68	1	39
M84 : Transtornos da continuidade do osso	182	100	67	26	7	82
T65 : Efeito tóxico de outras substâncias e as não especificadas	182	177	174	1	2	5
M16 : Coxartrose [artrose do quadril]	180	42	22	3	17	138
T98 : Seqüelas de outros efeitos de causas externas e dos não especificados	178	66	45	21	–	112
Outras	25.262	19.797	14.196	4.462	1.139	5.465
Ignorado	418	96	70	22	4	322

Fonte: DATAPREV, CAT, SUB.
Nota: Os dados são preliminares, estando sujeitos a correções.

Capítulo 57 - Brasil e Grandes Regiões

57.4 - Quantidade de acidentes do trabalho, por situação de registro e motivo, segundo os 200 códigos da Classificação Internacional de Doenças - CID-10 mais incidentes, na Região Norte - 2013

(continua)

CID 10	QUANTIDADE DE ACIDENTES DO TRABALHO					
	Total	Com CAT Registrada				Sem CAT Registrada
		Total	Motivo			
			Típico	Trajeto	Doença do Trabalho	
TOTAL	**31.857**	**23.617**	**18.526**	**4.327**	**764**	**8.240**
S61 : Ferimento do punho e da mão	3.054	2.969	2.886	82	1	85
M54 : Dorsalgia	2.013	512	412	42	58	1.501
S62 : Fratura ao nível do punho e da mão	1.831	1.453	1.228	224	1	378
S82 : Fratura da perna, incluindo tornozelo	1.251	823	352	467	4	428
S60 : Traumatismo superficial do punho e da mão	1.172	1.152	1.071	79	2	20
M75 : Lesões do ombro	1.086	273	47	17	209	813
S52 : Fratura do antebraço	862	583	315	264	4	279
S01 : Ferimento da cabeça	799	796	718	78	–	3
S93 : Luxação, entorse e distensão das articulações e ligamentos ao nível do tornozelo e pé	775	711	564	145	2	64
S92 : Fratura do pé (exceto do tornozelo)	754	553	381	170	2	201
M65 : Sinovite e tenossinovite	725	170	49	9	112	555
S80 : Traumatismo superficial da perna	713	683	488	192	3	30
S42 : Fratura do ombro e do braço	674	442	171	271	–	232
S91 : Ferimentos do tornozelo e do pé	641	593	538	54	1	48
S90 : Traumatismo superficial do tornozelo e do pé	637	617	508	109	–	20
S83 : Luxação, entorse e distensão das articulações e dos ligamentos do joelho	510	371	285	82	4	139
S81 : Ferimento da perna	478	444	347	96	1	34
S68 : Amputação traumática ao nível do punho e da mão	459	325	314	10	1	134
S51 : Ferimento do antebraço	384	366	329	36	1	18
F43 : Reações ao "stress" grave e transtornos de adaptação	337	232	219	6	7	105
M51 : Outros transtornos de discos intervertebrais	330	89	51	6	32	241
S40 : Traumatismo superficial do ombro e do braço	325	321	227	90	4	4
S43 : Luxação, entorse e distensão das articulações e dos ligamentos da cintura escapular	323	217	145	70	2	106
S00 : Traumatismo superficial da cabeça	314	309	243	66	–	5
T07 : Traumatismos múltiplos não especificados	305	292	143	149	–	13
G56 : Mononeuropatias dos membros superiores	278	46	10	–	36	232
S06 : Traumatismo intracraniano	267	206	118	88	–	61
S50 : Traumatismo superficial do cotovelo e do antebraço	264	256	207	47	2	8
S20 : Traumatismo superficial do tórax	263	254	188	66	–	9
T15 : Corpo estranho na parte externa do olho	250	248	243	5	–	2
S72 : Fratura do fêmur	246	165	68	97	–	81
T14 : Traumatismo de região não especificada do corpo	245	240	180	60	–	5
K40 : Hérnia inguinal	242	27	13	–	14	215
S30 : Traumatismo superficial do abdome, do dorso e da pelve	193	188	143	45	–	5
S63 : Luxação, entorse e distensão das articulações e ligamentos ao nível do punho e da mão	192	170	144	24	2	22
M23 : Transtornos internos dos joelhos	184	68	46	18	4	116
S02 : Fratura do crânio e dos ossos da face	180	144	98	44	2	36
T23 : Queimadura e corrosão do punho e da mão	175	173	171	2	–	2
S32 : Fratura da coluna lombar e da pelve	166	104	61	43	–	62
M25 : Outros transtornos articulares não classificados em outra parte	164	108	82	23	3	56
S41 : Ferimento do ombro e do braço	159	155	118	37	–	4
Z20 : Contato com e exposição a doenças transmissíveis	157	157	156	–	1	–
S66 : Traumatismo de músculo e tendão ao nível do punho e da mão	151	102	95	7	–	49
S70 : Traumatismo superficial do quadril e da coxa	150	145	115	30	–	5
T00 : Traumatismos superficiais envolvendo múltiplas regiões do corpo	137	133	71	62	–	4
F41 : Outros transtornos ansiosos	135	78	73	1	4	57
S22 : Fratura de costela(s), esterno e coluna torácica	130	91	65	26	–	39
S05 : Traumatismo do olho e da órbita ocular	128	116	113	3	–	12
S71 : Ferimento do quadril e da coxa	121	108	99	9	–	13
T63 : Efeito tóxico de contato com animais venenosos	114	54	54	–	–	60
T22 : Queimadura e corrosão do ombro e membro superior, exceto punho e mão	112	110	108	2	–	2
M77 : Outras entesopatias	111	21	5	–	16	90
S67 : Lesão por esmagamento do punho e da mão	109	96	94	2	–	13
Z04 : Exame e observação por outras razões	102	102	96	6	–	–
K42 : Hérnia umbilical	98	3	2	–	1	95
F32 : Episódios depressivos	97	24	22	–	2	73
S09 : Outros traumatismos da cabeça e os não especificados	95	90	75	15	–	5
T20 : Queimadura e corrosão da cabeça e pescoço	91	86	85	1	–	5
T01 : Ferimentos envolvendo múltiplas regiões do corpo	91	89	42	47	–	2
W60 : Contato com espinhos de plantas ou com folhas aguçadas	87	86	85	1	–	1
M62 : Outros transtornos musculares	78	72	62	7	3	6
H16 : Ceratite	78	66	64	2	–	12
S53 : Luxação, entorse e distensão das articulações e dos ligamentos do cotovelo	70	63	48	15	–	7
T24 : Queimadura e corrosão do quadril e membro inferior, exceto tornozelo e do pé	70	66	64	2	–	4
T92 : Seqüelas de traumatismos do membro superior	68	9	8	–	1	59
T30 : Queimadura e corrosão, parte não especificada do corpo	66	60	60	–	–	6

Capítulo 57 - Brasil e Grandes Regiões

57.4 - Quantidade de acidentes do trabalho, por situação de registro e motivo, segundo os 200 códigos da Classificação Internacional de Doenças - CID-10 mais incidentes, na Região Norte - 2013

(continuação)

CID 10	QUANTIDADE DE ACIDENTES DO TRABALHO					
	Total	Com CAT Registrada				Sem CAT Registrada
		Total	Motivo			
			Típico	Trajeto	Doença do Trabalho	
M79 : Outros transtornos dos tecidos moles, não classificados em outra parte	65	54	39	11	4	11
S31 : Ferimento do abdome, do dorso e da pelve	64	51	46	5	–	13
S69 : Outros traumatismos e os não especificados do punho e da mão	64	61	55	4	2	3
T13 : Outros traumatismos de membro inferior, nível não especificado	63	53	43	10	–	10
T26 : Queimadura e corrosão limitadas ao olho e seus anexos	62	62	62	–	–	–
W57 : Mordeduras e picadas de inseto e de outros artrópodes, não-venenosos	61	61	61	–	–	–
T25 : Queimadura e corrosão do tornozelo e do pé	58	55	55	–	–	3
S99 : Outros traumatismos e os não especificados do tornozelo e do pé	58	49	41	8	–	9
W54 : Mordedura ou golpe provocado por cão	57	57	51	6	–	–
T29 : Queimaduras e corrosões de múltiplas regiões do corpo	55	54	50	4	–	1
S33 : Luxação, entorse ou distensão das articulações e ligamentos da coluna lombar e pelve	53	47	43	3	1	6
H54 : Cegueira e visão subnormal	53	15	13	–	2	38
W45 : Penetração de corpo ou objeto estranho através da pele	49	49	49	–	–	–
A15 : Tuberculose respiratória, com confirmação bacteriológica e histológica	47	5	1	–	4	42
H10 : Conjuntivite	46	45	45	–	–	1
T93 : Seqüelas de traumatismos do membro inferior	46	8	8	–	–	38
S46 : Traumatismo de tendão e músculo ao nível do ombro e do braço	44	25	22	3	–	19
S98 : Amputação traumática do tornozelo e do pé	44	23	18	5	–	21
Y60 : Corte, punção, perfuração ou hemorragia acidentais dur. prest. cuidados méd./cirúrg.	44	44	44	–	–	–
S21 : Ferimento do tórax	41	37	29	8	–	4
V89 : Acidente com um veículo a motor ou não-motorizado, tipo(s) de veículo(s) não espec.	36	36	11	24	1	–
M19 : Outras artroses	36	8	4	1	3	28
S86 : Traumatismos de músculo e de tendão ao nível da perna	36	27	22	5	–	9
T21 : Queimadura e corrosão do tronco	36	34	33	1	–	2
T06 : Outros traumatismos envolvendo regiões múltiplas do corpo, não class. em outra parte	34	29	13	16	–	5
V87 : Acidente de trânsito de tipo especif, mas desconhecido modo de transporte da vítima	34	34	5	29	–	–
X23 : Contato com abelhas, vespas e vespões	34	34	29	5	–	–
S36 : Traumatismo de órgãos intra-abdominais	33	17	8	9	–	16
T11 : Outros traumatismos de membro superior, nível não especificado	33	31	29	2	–	2
S96 : Traumatismos do músculo e tendão ao nível do tornozelo e do pé	33	18	14	4	–	15
H11 : Outros transtornos da conjuntiva	32	31	29	2	–	1
S89 : Outros traumatismos e os não especificados da perna	32	28	25	3	–	4
T31 : Queimaduras classificadas segundo a extensão da superfície corporal atingida	32	28	26	2	–	4
S59 : Outros traumatismos do antebraço e os não especificados	31	26	23	3	–	5
V01 : Pedestre traumatizado em colisão com um veículo a pedal	31	31	14	17	–	–
H57 : Outros transtornos do olho e anexos	31	29	29	–	–	2
B51 : Malária por Plasmodium vivax	31	27	1	–	26	4
W87 : Exposição a corrente elétrica não especificada	30	30	30	–	–	–
F40 : Transtornos fóbico-ansiosos	30	28	27	1	–	2
Y28 : Contato com objeto cortante ou penetrante, intenção não determinada	29	29	27	2	–	–
R57 : Choque não classificado em outra parte	29	29	24	5	–	–
S12 : Fratura do pescoço	29	22	10	12	–	7
C44 : Outras neoplasias malignas da pele	29	11	9	–	2	18
H83 : Outros transtornos do ouvido interno	29	29	1	–	28	–
X20 : Contato com serpentes e lagartos venenosos	29	26	26	–	–	3
Z00 : Exame geral e investigação de pessoas sem queixas ou diagnóstico relatado	28	28	25	3	–	–
S13 : Luxação, entorse ou distensão das articulações e dos ligamentos do pescoço	28	26	26	–	–	2
S88 : Amputação traumática da perna	28	6	6	–	–	22
S97 : Lesão por esmagamento do tornozelo e do pé	27	20	16	4	–	7
V23 : Motociclista traumatizado em colisão c/ automóvel [carro], "pick up" ou caminhonete	27	27	4	23	–	–
W50 : Golpe, pancada, pontapé, mordedura ou escoriação infligidos por outra pessoa	27	26	16	10	–	1
S56 : Traumatismo do músculo e tendão ao nível do antebraço	27	25	20	5	–	2
S11 : Ferimento do pescoço	26	26	21	5	–	–
R69 : Causas desconhecidas e não especificadas de morbidade	26	26	21	4	1	–
X99 : Agressão por meio de objeto cortante ou penetrante	26	24	23	1	–	2
M96 : Transtornos osteomusculares pós-procedimentos não classificados em outra parte	25	23	20	3	–	2
W01 : Queda no mesmo nível por escorregão, tropeção ou passos em falsos [traspés]	25	25	23	1	1	–
W20 : Impacto causado por objeto lançado, projetado ou em queda	25	25	25	–	–	–
T09 : Outros traumatismos de coluna e tronco, nível não especificado	25	25	18	6	1	–
M17 : Gonartrose [artrose do joelho]	25	5	2	–	3	20
S29 : Outros traumatismos do tórax e os não especificados	25	21	16	5	–	4
V09 : Pedestre traumatizado em outros acidentes de transporte e acid. de transp. não espec.	24	24	3	21	–	–
A16 : Tuberculose das vias respiratórias, sem confirmação bacteriológica ou histológica	24	–	–	–	–	24
S73 : Luxação, entorse e distensão da articulação e dos ligamentos do quadril	23	19	14	5	–	4
W19 : Queda sem especificação	23	23	15	8	–	–
J45 : Asma	22	4	4	–	–	18
L02 : Abscesso cutâneo, furúnculo e antraz	22	16	16	–	–	6
M50 : Transtornos dos discos cervicais	21	8	4	1	3	13

Capítulo 57 - Brasil e Grandes Regiões

57.4 - Quantidade de acidentes do trabalho, por situação de registro e motivo, segundo os 200 códigos da Classificação Internacional de Doenças - CID-10 mais incidentes, na Região Norte - 2013

(conclusão)

CID 10	QUANTIDADE DE ACIDENTES DO TRABALHO					
	Total	Com CAT Registrada				Sem CAT Registrada
		Total	Motivo			
			Típico	Trajeto	Doença do Trabalho	
M70 : Transtornos dos tecidos moles relacionados com o uso, uso excessivo e pressão	21	7	6	1	–	14
S10 : Traumatismo superficial do pescoço	21	21	17	4	–	–
S64 : Traumatismo de nervos ao nível do punho e da mão	21	13	11	2	–	8
T78 : Efeitos adversos não classificados em outra parte	21	18	17	1	–	3
V29 : Motociclista traumat. em outros acid. de transporte/acid de transporte não especif.	21	20	5	15	–	1
B55 : Leishmaniose	21	7	–	–	7	14
R10 : Dor abdominal e pélvica	21	19	11	4	4	2
H18 : Outros transtornos da córnea	20	17	17	–	–	3
S49 : Outros traumatismos e os não especificados do ombro e do braço	20	19	10	9	–	1
S27 : Traumatismo de outros órgãos intratorácicos e dos não especificados	20	13	11	2	–	7
V28 : Motociclista traumatizado em um acidente de transporte sem colisão	20	20	4	16	–	–
T02 : Fraturas envolvendo múltiplas regiões do corpo	19	15	6	9	–	4
R52 : Dor não classificada em outra parte	19	19	15	4	–	–
S03 : Luxação, entorse ou distensão das articulações e dos ligamentos da cabeça	19	17	8	9	–	2
M99 : Lesões biomecânicas não classificadas em outra parte	19	12	8	4	–	7
F33 : Transtorno depressivo recorrente	19	2	–	–	2	17
L98 : Outras afecções da pele e do tecido subcutâneo não classificadas em outra parte	19	10	8	1	1	9
K43 : Hérnia ventral	19	1	1	–	–	18
V02 : Pedestre traumatizado em colisão com um veículo a motor de duas ou três rodas	18	18	7	11	–	–
Z54 : Convalescença	18	18	11	5	2	–
R51 : Cefaléia	17	17	16	1	–	–
H90 : Perda de audição por transtorno de condução e/ou neuro-sensorial	17	15	3	1	11	2
T98 : Seqüelas de outros efeitos de causas externas e dos não especificados	16	5	4	1	–	11
M15 : Poliartrose	16	9	5	2	2	7
K25 : Úlcera gástrica	16	16	13	3	–	–
F31 : Transtorno afetivo bipolar	16	–	–	–	–	16
T90 : Seqüelas de traumatismo da cabeça	15	8	6	1	1	7
K46 : Hérnia abdominal não especificada	15	1	–	–	1	14
I10 : Hipertensão essencial (primária)	15	1	–	–	1	14
W26 : Contato com faca, espada e punhal	15	15	15	–	–	–
M53 : Outras dorsopatias não classificadas em outra parte	15	4	3	–	1	11
M24 : Outras transtornos articulares específicos	15	9	7	1	1	6
V20 : Motociclista traumatizado em colisão com um pedestre ou um animal	14	14	4	10	–	–
Z57 : Exposição ocupacional a fatores de risco	14	14	14	–	–	–
M93 : Outras osteocondropatias	14	10	10	–	–	4
J38 : Doenças das cordas vocais e da laringe não classificadas em outra parte	14	–	–	–	–	14
T04 : Traumatismos por esmagamento envolvendo múltiplas regiões do corpo	14	14	11	3	–	–
R07 : Dor de garganta e no peito	14	13	11	2	–	1
S07 : Lesões por esmagamento da cabeça	14	14	13	1	–	–
M71 : Outras bursopatias	13	4	–	–	4	9
H44 : Transtornos do globo ocular	13	10	10	–	–	3
T10 : Fratura do membro superior, nível não especificado	13	9	6	3	–	4
M47 : Espondilose	13	3	2	–	1	10
S39 : Outros traumatismos e os não especificados do abdome, do dorso e da pelve	13	12	10	2	–	1
T75 : Efeitos de outras causas externas	13	10	10	–	–	3
S14 : Traumatismo de nervos e da medula espinhal ao nível cervical	13	11	6	4	1	2
S54 : Traumatismo de nervos ao nível do antebraço	12	10	6	4	–	2
Z56 : Problemas relacionados com o emprego e com o desemprego	12	12	11	1	–	–
T03 : Luxações, entorses e distensões envolvendo regiões múltiplas do corpo	12	12	9	3	–	–
S23 : Luxação, entorse e distensão de articulações e dos ligamentos do tórax	12	12	8	3	1	–
Y00 : Agressão por meio de um objeto contundente	12	12	10	2	–	–
Z01 : Outros exames e investigações especiais de pessoas s/ queixa ou diagnóstico relatado	12	12	12	–	–	–
M66 : Ruptura espontânea de sinóvia e de tendão	12	6	5	–	1	6
B24 : Doença pelo vírus da imunodeficiência humana [HIV] não especificada	12	–	–	–	–	12
S79 : Outros traumatismos e os não especificados do quadril e da coxa	12	12	7	5	–	–
S87 : Traumatismo por esmagamento da perna	11	10	6	4	–	1
L25 : Dermatite de contato não especificada	11	5	3	–	2	6
S44 : Traumatismo de nervos ao nível do ombro e do braço	11	7	7	–	–	4
I83 : Varizes dos membros inferiores	11	2	1	–	1	9
S34 : Traumatismo dos nervos e da medula lombar ao nível do abdome, do dorso e da pelve	11	7	7	–	–	4
B18 : Hepatite viral crônica	11	1	–	–	1	10
I21 : Infarto agudo do miocárdio	11	3	1	–	2	8
W17 : Outras quedas de um nível a outro	11	11	11	–	–	–
T91 : Seqüelas de traumatismos do pescoço e do tronco	11	4	3	1	–	7
X47 : Intoxicação acidental por e exposição a outros gases e vapores	11	11	11	–	–	–
M84 : Transtornos da continuidade do osso	11	3	2	1	–	8
Outras	1.511	1.081	784	205	92	430
Ignorado	26	6	6	–	–	20

Fonte: DATAPREV, CAT, SUB.
Nota: Os dados são preliminares, estando sujeitos a correções.

Capítulo 57 - Brasil e Grandes Regiões

57.5 - Quantidade de acidentes do trabalho, por situação de registro e motivo, segundo os 200 códigos da Classificação Internacional de Doenças - CID-10 mais incidentes, na Região Norte - 2014

(continua)

CID 10	QUANTIDADE DE ACIDENTES DO TRABALHO					
	Total	Com CAT Registrada				Sem CAT Registrada
		Total	Motivo			
			Típico	Trajeto	Doença do Trabalho	
TOTAL	**31.834**	**23.821**	**18.388**	**4.614**	**819**	**8.013**
S61 : Ferimento do punho e da mão	3.094	2.991	2.901	89	1	103
M54 : Dorsalgia	1.949	519	419	52	48	1.430
S62 : Fratura ao nível do punho e da mão	1.804	1.443	1.207	230	6	361
S82 : Fratura da perna, incluindo tornozelo	1.293	848	349	496	3	445
M75 : Lesões do ombro	1.176	334	64	13	257	842
S60 : Traumatismo superficial do punho e da mão	1.163	1.143	1.058	84	1	20
S52 : Fratura do antebraço	911	629	341	286	2	282
S01 : Ferimento da cabeça	814	808	750	58	–	6
S92 : Fratura do pé (exceto do tornozelo)	796	603	409	192	2	193
S93 : Luxação, entorse e distensão das articulações e ligamentos ao nível do tornozelo e pé	743	690	537	153	–	53
S42 : Fratura do ombro e do braço	732	516	178	336	2	216
S80 : Traumatismo superficial da perna	690	660	459	199	2	30
M65 : Sinovite e tenossinovite	678	203	51	11	141	475
S90 : Traumatismo superficial do tornozelo e do pé	594	581	476	104	1	13
S91 : Ferimentos do tornozelo e do pé	558	517	464	52	1	41
S81 : Ferimento da perna	499	469	352	116	1	30
S83 : Luxação, entorse e distensão das articulações e dos ligamentos do joelho	436	322	237	81	4	114
S68 : Amputação traumática ao nível do punho e da mão	435	334	324	8	2	101
S51 : Ferimento do antebraço	381	372	333	39	–	9
F43 : Reações ao "stress" grave e transtornos de adaptação	340	215	192	9	14	125
T07 : Traumatismos múltiplos não especificados	328	318	145	173	–	10
S40 : Traumatismo superficial do ombro e do braço	315	304	211	91	2	11
S43 : Luxação, entorse e distensão das articulações e dos ligamentos da cintura escapular	313	241	152	86	3	72
S00 : Traumatismo superficial da cabeça	313	311	273	38	–	2
G56 : Mononeuropatias dos membros superiores	308	58	10	–	48	250
M51 : Outros transtornos de discos intervertebrais	281	79	38	2	39	202
T14 : Traumatismo de região não especificada do corpo	246	240	176	63	1	6
T23 : Queimadura e corrosão do punho e da mão	240	237	236	1	–	3
S50 : Traumatismo superficial do cotovelo e do antebraço	235	227	175	52	–	8
S06 : Traumatismo intracraniano	233	174	94	78	2	59
S72 : Fratura do fêmur	228	145	50	94	1	83
K40 : Hérnia inguinal	226	17	4	–	13	209
S63 : Luxação, entorse e distensão das articulações e ligamentos ao nível do punho e da mão	211	181	161	19	1	30
M23 : Transtornos internos dos joelhos	205	73	50	17	6	132
M25 : Outros transtornos articulares não classificados em outra parte	198	121	94	18	9	77
S20 : Traumatismo superficial do tórax	190	185	137	48	–	5
T15 : Corpo estranho na parte externa do olho	187	187	186	1	–	–
Z20 : Contato com e exposição a doenças transmissíveis	184	184	184	–	–	–
S32 : Fratura da coluna lombar e da pelve	172	126	87	38	1	46
S30 : Traumatismo superficial do abdome, do dorso e da pelve	170	164	116	48	–	6
S41 : Ferimento do ombro e do braço	168	165	122	43	–	3
S70 : Traumatismo superficial do quadril e da coxa	166	160	125	35	–	6
S02 : Fratura do crânio e dos ossos da face	165	135	87	48	–	30
S66 : Traumatismo de músculo e tendão ao nível do punho e da mão	157	94	85	8	1	63
S05 : Traumatismo do olho e da órbita ocular	153	133	130	3	–	20
T22 : Queimadura e corrosão do ombro e membro superior, exceto punho e mão	140	139	138	–	1	1
S09 : Outros traumatismos da cabeça e os não especificados	132	127	84	43	–	5
S22 : Fratura de costela(s), esterno e coluna torácica	130	97	72	24	1	33
T00 : Traumatismos superficiais envolvendo múltiplas regiões do corpo	124	122	61	61	–	2
S71 : Ferimento do quadril e da coxa	124	117	104	13	–	7
F41 : Outros transtornos ansiosos	122	64	55	2	7	58
F32 : Episódios depressivos	112	19	10	1	8	93
M77 : Outras entesopatias	111	31	8	1	22	80
T63 : Efeito tóxico de contato com animais venenosos	110	53	53	–	–	57
S67 : Lesão por esmagamento do punho e da mão	92	84	81	2	1	8
Z04 : Exame e observação por outras razões	88	88	83	5	–	–
H16 : Ceratite	87	78	74	3	1	9
T30 : Queimadura e corrosão, parte não especificada do corpo	86	81	81	–	–	5
M79 : Outros transtornos dos tecidos moles, não classificados em outra parte	84	70	54	14	2	14
T01 : Ferimentos envolvendo múltiplas regiões do corpo	79	78	31	47	–	1
T20 : Queimadura e corrosão da cabeça e pescoço	78	74	73	–	1	4
Z00 : Exame geral e investigação de pessoas sem queixas ou diagnóstico relatado	78	78	58	19	1	–
T25 : Queimadura e corrosão do tornozelo e do pé	77	74	73	1	–	3
K42 : Hérnia umbilical	74	4	1	–	3	70
S33 : Luxação, entorse ou distensão das articulações e ligamentos da coluna lombar e pelve	73	67	51	15	1	6
T13 : Outros traumatismos de membro inferior, nível não especificado	73	66	52	14	–	7

Capítulo 57 - Brasil e Grandes Regiões

57.5 - Quantidade de acidentes do trabalho, por situação de registro e motivo, segundo os 200 códigos da Classificação Internacional de Doenças - CID-10 mais incidentes, na Região Norte - 2014

(continuação)

CID 10	QUANTIDADE DE ACIDENTES DO TRABALHO					
	Total	Com CAT Registrada				Sem CAT Registrada
		Total	Motivo			
			Típico	Trajeto	Doença do Trabalho	
M62 : Outros transtornos musculares	69	66	54	10	2	3
W60 : Contato com espinhos de plantas ou com folhas aguçadas	67	67	67	–	–	–
S53 : Luxação, entorse e distensão das articulações e dos ligamentos do cotovelo	65	54	35	18	1	11
S98 : Amputação traumática do tornozelo e do pé	63	39	33	6	–	24
T92 : Seqüelas de traumatismos do membro superior	60	17	16	1	–	43
T29 : Queimaduras e corrosões de múltiplas regiões do corpo	59	56	56	–	–	3
S69 : Outros traumatismos e os não especificados do punho e da mão	59	58	55	2	1	1
W57 : Mordeduras e picadas de inseto e de outros artrópodes, não-venenosos	58	58	58	–	–	–
T24 : Queimadura e corrosão do quadril e membro inferior, exceto tornozelo e do pé	57	57	57	–	–	–
W45 : Penetração de corpo ou objeto estranho através da pele	54	54	53	1	–	–
S36 : Traumatismo de órgãos intra-abdominais	54	34	19	14	1	20
H10 : Conjuntivite	53	51	51	–	–	2
S31 : Ferimento do abdome, do dorso e da pelve	51	45	39	6	–	6
Y60 : Corte, punção, perfuração ou hemorragia acidentais dur. prest. cuidados méd./cirúrg.	50	50	50	–	–	–
T21 : Queimadura e corrosão do tronco	49	47	47	–	–	2
W54 : Mordedura ou golpe provocado por cão	49	48	44	4	–	1
T93 : Seqüelas de traumatismos do membro inferior	49	7	5	2	–	42
T11 : Outros traumatismos de membro superior, nível não especificado	47	46	37	9	–	1
T26 : Queimadura e corrosão limitadas ao olho e seus anexos	46	45	45	–	–	1
V29 : Motociclista traumat. em outros acid. de transporte/acid de transporte não especif.	46	45	6	39	–	1
A15 : Tuberculose respiratória, com confirmação bacteriológica e histológica	43	3	–	–	3	40
W20 : Impacto causado por objeto lançado, projetado ou em queda	42	42	42	–	–	–
S99 : Outros traumatismos e os não especificados do tornozelo e do pé	40	37	29	8	–	3
X20 : Contato com serpentes e lagartos venenosos	40	39	39	–	–	1
H54 : Cegueira e visão subnormal	39	11	8	2	1	28
F33 : Transtorno depressivo recorrente	39	2	–	–	2	37
S86 : Traumatismos de músculo e de tendão ao nível da perna	39	27	19	8	–	12
T09 : Outros traumatismos de coluna e tronco, nível não especificado	37	33	26	7	–	4
M17 : Gonartrose [artrose do joelho]	37	7	2	2	3	30
Z57 : Exposição ocupacional a fatores de risco	35	35	34	–	1	–
Y28 : Contato com objeto cortante ou penetrante, intenção não determinada	34	34	34	–	–	–
M19 : Outras artroses	33	8	5	–	3	25
H57 : Outros transtornos do olho e anexos	32	29	28	1	–	3
S21 : Ferimento do tórax	32	32	28	4	–	–
V01 : Pedestre traumatizado em colisão com um veículo a pedal	32	32	10	22	–	–
S29 : Outros traumatismos do tórax e os não especificados	31	29	22	7	–	2
V87 : Acidente de trânsito de tipo especif, mas desconhecido modo de transporte da vítima	31	31	5	26	–	–
S56 : Traumatismo do músculo e tendão ao nível do antebraço	30	26	24	2	–	4
S96 : Traumatismos do músculo e tendão ao nível do tornozelo e do pé	30	19	13	6	–	11
R69 : Causas desconhecidas e não especificadas de morbidade	30	29	28	1	–	1
M70 : Transtornos dos tecidos moles relacionados com o uso, uso excessivo e pressão	30	10	3	2	5	20
L98 : Outras afecções da pele e do tecido subcutâneo não classificadas em outra parte	30	12	10	1	1	18
J45 : Asma	30	3	1	–	2	27
B55 : Leishmaniose	29	5	2	–	3	24
M96 : Transtornos osteomusculares pós-procedimentos não classificados em outra parte	29	27	14	11	2	2
V09 : Pedestre traumatizado em outros acidentes de transporte e acid. de transp. não espec.	29	29	12	17	–	–
S89 : Outros traumatismos e os não especificados da perna	27	24	18	6	–	3
X99 : Agressão por meio de objeto cortante ou penetrante	27	26	22	4	–	1
M50 : Transtornos dos discos cervicais	26	8	3	2	3	18
R52 : Dor não classificada em outra parte	26	25	19	5	1	1
T02 : Fraturas envolvendo múltiplas regiões do corpo	26	22	11	11	–	4
T31 : Queimaduras classificadas segundo a extensão da superfície corporal atingida	26	24	24	–	–	2
S49 : Outros traumatismos e os não especificados do ombro e do braço	26	21	16	5	–	5
V89 : Acidente com um veículo a motor ou não-motorizado, tipo(s) de veículo(s) não espec.	26	26	11	15	–	–
S13 : Luxação, entorse ou distensão das articulações e dos ligamentos do pescoço	25	24	17	6	1	1
S14 : Traumatismo de nervos e da medula espinhal ao nível cervical	25	21	15	6	–	4
H90 : Perda de audição por transtorno de condução e/ou neuro-sensorial	25	19	9	–	10	6
M99 : Lesões biomecânicas não classificadas em outra parte	25	20	15	5	–	5
V28 : Motociclista traumatizado em um acidente de transporte sem colisão	25	25	4	21	–	–
V22 : Motociclista traumatizado em colisão com um veículo a motor de duas ou três rodas	24	23	4	19	–	1
S59 : Outros traumatismos do antebraço e os não especificados	24	24	21	3	–	–
W17 : Outras quedas de um nível a outro	23	23	19	4	–	–
I83 : Varizes dos membros inferiores	23	6	1	2	3	17
S97 : Lesão por esmagamento do tornozelo e do pé	23	19	18	1	–	4
T75 : Efeitos de outras causas externas	23	22	22	–	–	1
A16 : Tuberculose das vias respiratórias, sem confirmação bacteriológica ou histológica	22	–	–	–	–	22
W87 : Exposição a corrente elétrica não especificada	22	22	22	–	–	–
H11 : Outros transtornos da conjuntiva	22	21	18	3	–	1

Capítulo 57 - Brasil e Grandes Regiões

57.5 - Quantidade de acidentes do trabalho, por situação de registro e motivo, segundo os 200 códigos da Classificação Internacional de Doenças - CID-10 mais incidentes, na Região Norte - 2014

(conclusão)

CID 10	QUANTIDADE DE ACIDENTES DO TRABALHO					
	Total	Com CAT Registrada				Sem CAT Registrada
		Total	Motivo			
			Típico	Trajeto	Doença do Trabalho	
L02 : Abscesso cutâneo, furúnculo e antraz	22	13	11	1	1	9
S12 : Fratura do pescoço	22	13	8	4	1	9
R10 : Dor abdominal e pélvica	21	21	13	7	1	–
T90 : Seqüelas de traumatismo da cabeça	21	15	11	4	–	6
T06 : Outros traumatismos envolvendo regiões múltiplas do corpo, não class. em outra parte	21	21	8	13	–	–
S46 : Traumatismo de tendão e músculo ao nível do ombro e do braço	21	14	13	1	–	7
S10 : Traumatismo superficial do pescoço	20	20	14	6	–	–
W19 : Queda sem especificação	20	19	13	6	–	1
M15 : Poliartrose	20	6	4	2	–	14
F31 : Transtorno afetivo bipolar	20	1	–	–	1	19
C44 : Outras neoplasias malignas da pele	20	4	4	–	–	16
S87 : Traumatismo por esmagamento da perna	19	18	14	3	1	1
M71 : Outras bursopatias	19	5	1	–	4	14
S23 : Luxação, entorse e distensão de articulações e dos ligamentos do tórax	19	16	9	7	–	3
S64 : Traumatismo de nervos ao nível do punho e da mão	19	16	14	2	–	3
R57 : Choque não classificado em outra parte	19	19	18	1	–	–
B18 : Hepatite viral crônica	18	–	–	–	–	18
H18 : Outros transtornos da córnea	18	14	13	1	–	4
K46 : Hérnia abdominal não especificada	18	3	1	1	1	15
V20 : Motociclista traumatizado em colisão com um pedestre ou um animal	18	18	4	14	–	–
S73 : Luxação, entorse e distensão da articulação e dos ligamentos do quadril	18	15	9	6	–	3
S11 : Ferimento do pescoço	18	17	13	4	–	1
R07 : Dor de garganta e no peito	18	18	17	1	–	–
Z54 : Convalescença	18	18	9	9	–	–
M47 : Espondilose	17	3	2	–	1	14
W01 : Queda no mesmo nível por escorregão, tropeção ou passos em falsos [traspés]	17	16	15	1	–	1
K43 : Hérnia ventral	17	–	–	–	–	17
V23 : Motociclista traumatizado em colisão c/ automóvel [carro], "pick up" ou caminhonete	16	16	3	13	–	–
S27 : Traumatismo de outros órgãos intratorácicos e dos não especificados	16	11	8	3	–	5
H44 : Transtornos do globo ocular	16	13	13	–	–	3
W50 : Golpe, pancada, pontapé, mordedura ou escoriação infligidos por outra pessoa	16	16	10	6	–	–
R96 : Outras mortes súbitas de causa desconhecida	15	15	10	5	–	–
S65 : Traumatismo de vasos sangüíneos ao nível do punho e da mão	15	13	11	1	1	2
S88 : Amputação traumática da perna	15	13	8	5	–	2
W27 : Contato com ferramentas manuais sem motor	15	15	14	1	–	–
B41 : Paracoccidioidomicose	15	–	–	–	–	15
S54 : Traumatismo de nervos ao nível do antebraço	15	12	7	3	2	3
S79 : Outros traumatismos e os não especificados do quadril e da coxa	14	12	8	4	–	2
B24 : Doença pelo vírus da imunodeficiência humana [HIV] não especificada	14	5	2	–	3	9
Z02 : Exame médico e consulta com finalidades administrativas	14	14	14	–	–	–
J38 : Doenças das cordas vocais e da laringe não classificadas em outra parte	14	2	–	–	2	12
T10 : Fratura do membro superior, nível não especificado	14	13	8	5	–	1
R51 : Cefaléia	14	14	10	4	–	–
I21 : Infarto agudo do miocárdio	14	7	1	–	6	7
I64 : Acidente vascular cerebral, não especificado como hemorrágico ou isquêmico	13	3	1	–	2	10
L23 : Dermatites alérgicas de contato	13	2	1	–	1	11
X23 : Contato com abelhas, vespas e vespões	13	13	12	1	–	–
T03 : Luxações, entorses e distensões envolvendo regiões múltiplas do corpo	13	13	9	4	–	–
T81 : Complicações de procedimentos não classificadas em outra parte	13	12	11	1	–	1
T12 : Fratura do membro inferior, nível não especificado	13	10	6	4	–	3
M53 : Outras dorsopatias não classificadas em outra parte	13	3	3	–	–	10
M24 : Outras transtornos articulares específicos	13	7	6	1	–	6
M43 : Outras dorsopatias deformantes	13	8	4	2	2	5
Z48 : Outro seguimento cirúrgico	13	13	10	3	–	–
F40 : Transtornos fóbico-ansiosos	12	7	6	–	1	5
M93 : Outras osteocondropatias	12	11	5	5	1	1
Z01 : Outros exames e investigações especiais de pessoas s/ queixa ou diagnóstico relatado	12	12	11	1	–	–
F45 : Transtornos somatoformes	12	9	9	–	–	3
M84 : Transtornos da continuidade do osso	12	4	3	1	–	8
V02 : Pedestre traumatizado em colisão com um veículo a motor de duas ou três rodas	12	12	3	9	–	–
T78 : Efeitos adversos não classificados em outra parte	11	9	9	–	–	2
X93 : Agressão por meio de disparo de arma de fogo de mão	11	10	5	5	–	1
W44 : Penetração de corpo estranho no ou através de olho ou orifício natural	11	11	10	1	–	–
T59 : Efeito tóxico de outros gases, fumaças e vapores	11	11	11	–	–	–
L24 : Dermatites de contato por irritantes	11	8	6	–	2	3
M12 : Outras artropatias especificadas	10	7	7	–	–	3
Outras	1.489	1.042	772	198	72	447
Ignorado	27	3	3	–	–	24

Fonte: DATAPREV, CAT, SUB.
Nota: Os dados são preliminares, estando sujeitos a correções.

Capítulo 57 - Brasil e Grandes Regiões

57.6 - Quantidade de acidentes do trabalho, por situação de registro e motivo, segundo os 200 códigos da Classificação Internacional de Doenças - CID-10 mais incidentes, na Região Norte - 2015

(continua)

CID 10	QUANTIDADE DE ACIDENTES DO TRABALHO					
	Total	Com CAT Registrada				Sem CAT Registrada
		Total	Motivo			
			Típico	Trajeto	Doença do Trabalho	
TOTAL	**27.638**	**20.806**	**15.930**	**4.097**	**779**	**6.832**
S61 : Ferimento do punho e da mão	2.798	2.746	2.675	69	2	52
M54 : Dorsalgia	1.531	434	306	50	78	1.097
S62 : Fratura ao nível do punho e da mão	1.480	1.214	1.017	191	6	266
M75 : Lesões do ombro	1.256	318	50	8	260	938
S82 : Fratura da perna, incluindo tornozelo	1.084	716	297	414	5	368
S60 : Traumatismo superficial do punho e da mão	951	935	847	88	–	16
S52 : Fratura do antebraço	797	545	316	226	3	252
S01 : Ferimento da cabeça	726	721	666	53	2	5
M65 : Sinovite e tenossinovite	693	163	41	8	114	530
S92 : Fratura do pé (exceto do tornozelo)	674	515	347	165	3	159
S93 : Luxação, entorse e distensão das articulações e ligamentos ao nível do tornozelo e pé	619	564	436	126	2	55
S80 : Traumatismo superficial da perna	597	566	392	171	3	31
S42 : Fratura do ombro e do braço	573	398	133	264	1	175
F43 : Reações ao "stress" grave e transtornos de adaptação	558	406	361	28	17	152
S90 : Traumatismo superficial do tornozelo e do pé	523	505	400	103	2	18
S91 : Ferimentos do tornozelo e do pé	492	467	412	55	–	25
S81 : Ferimento da perna	443	418	313	105	–	25
S68 : Amputação traumática ao nível do punho e da mão	367	270	249	20	1	97
S83 : Luxação, entorse e distensão das articulações e dos ligamentos do joelho	363	275	212	62	1	88
S51 : Ferimento do antebraço	346	338	296	42	–	8
G56 : Mononeuropatias dos membros superiores	324	70	6	2	62	254
Z20 : Contato com e exposição a doenças transmissíveis	319	319	319	–	–	–
T07 : Traumatismos múltiplos não especificados	306	300	109	191	–	6
M51 : Outros transtornos de discos intervertebrais	254	54	21	5	28	200
S40 : Traumatismo superficial do ombro e do braço	253	249	177	67	5	4
S00 : Traumatismo superficial da cabeça	245	241	196	44	1	4
S43 : Luxação, entorse e distensão das articulações e dos ligamentos da cintura escapular	228	189	115	71	3	39
T14 : Traumatismo de região não especificada do corpo	213	213	157	56	–	–
S06 : Traumatismo intracraniano	198	145	82	62	1	53
S72 : Fratura do fêmur	198	138	54	82	2	60
M25 : Outros transtornos articulares não classificados em outra parte	195	103	69	30	4	92
T23 : Queimadura e corrosão do punho e da mão	189	187	184	3	–	2
T15 : Corpo estranho na parte externa do olho	189	188	186	2	–	1
K40 : Hérnia inguinal	178	15	4	1	10	163
S20 : Traumatismo superficial do tórax	177	174	138	36	–	3
S50 : Traumatismo superficial do cotovelo e do antebraço	174	171	119	52	–	3
S41 : Ferimento do ombro e do braço	174	173	149	24	–	1
M23 : Transtornos internos dos joelhos	165	60	41	13	6	105
S63 : Luxação, entorse e distensão das articulações e ligamentos ao nível do punho e da mão	158	144	122	22	–	14
S30 : Traumatismo superficial do abdome, do dorso e da pelve	142	139	107	31	1	3
S05 : Traumatismo do olho e da órbita ocular	140	122	119	3	–	18
Z04 : Exame e observação por outras razões	137	136	124	12	–	1
S32 : Fratura da coluna lombar e da pelve	135	96	44	52	–	39
S70 : Traumatismo superficial do quadril e da coxa	130	121	86	35	–	9
S02 : Fratura do crânio e dos ossos da face	118	95	55	39	1	23
S71 : Ferimento do quadril e da coxa	117	112	104	8	–	5
S66 : Traumatismo de músculo e tendão ao nível do punho e da mão	114	74	69	5	–	40
F41 : Outros transtornos ansiosos	112	52	34	3	15	60
S22 : Fratura de costela(s), esterno e coluna torácica	111	80	47	31	2	31
M77 : Outras entesopatias	105	24	5	–	19	81
T22 : Queimadura e corrosão do ombro e membro superior, exceto punho e mão	103	102	100	2	–	1
F32 : Episódios depressivos	98	31	19	3	9	67
M79 : Outros transtornos dos tecidos moles, não classificados em outra parte	92	80	63	17	–	12
S09 : Outros traumatismos da cabeça e os não especificados	88	83	61	22	–	5
S67 : Lesão por esmagamento do punho e da mão	83	74	72	2	–	9
W60 : Contato com espinhos de plantas ou com folhas aguçadas	78	77	77	–	–	1
T30 : Queimadura e corrosão, parte não especificada do corpo	74	68	68	–	–	6
T00 : Traumatismos superficiais envolvendo múltiplas regiões do corpo	74	74	29	45	–	–
T01 : Ferimentos envolvendo múltiplas regiões do corpo	72	71	28	43	–	1
T20 : Queimadura e corrosão da cabeça e pescoço	67	64	62	2	–	3
T92 : Seqüelas de traumatismos do membro superior	67	9	7	2	–	58
T63 : Efeito tóxico de contato com animais venenosos	65	21	21	–	–	44
V29 : Motociclista traumat. em outros acid. de transporte/acid de transporte não especif.	65	65	8	57	–	–
M62 : Outros transtornos musculares	63	58	54	4	–	5
T25 : Queimadura e corrosão do tornozelo e do pé	62	60	57	3	–	2
W54 : Mordedura ou golpe provocado por cão	61	61	45	16	–	–

Capítulo 57 - Brasil e Grandes Regiões

57.6 - Quantidade de acidentes do trabalho, por situação de registro e motivo, segundo os 200 códigos da Classificação Internacional de Doenças - CID-10 mais incidentes, na Região Norte - 2015

(continuação)

CID 10	QUANTIDADE DE ACIDENTES DO TRABALHO					
	Total	Com CAT Registrada				Sem CAT Registrada
		Total	Motivo			
			Típico	Trajeto	Doença do Trabalho	
K42 : Hérnia umbilical	61	–	–	–	–	61
H16 : Ceratite	59	52	52	–	–	7
S69 : Outros traumatismos e os não especificados do punho e da mão	54	49	44	5	–	5
T29 : Queimaduras e corrosões de múltiplas regiões do corpo	53	46	44	2	–	7
V01 : Pedestre traumatizado em colisão com um veículo a pedal	52	52	21	31	–	–
Z00 : Exame geral e investigação de pessoas sem queixas ou diagnóstico relatado	52	52	40	12	–	–
Y60 : Corte, punção, perfuração ou hemorragia acidentais dur. prest. cuidados méd./cirúrg.	50	50	50	–	–	–
W57 : Mordeduras e picadas de inseto e de outros artrópodes, não-venenosos	49	49	49	–	–	–
S33 : Luxação, entorse ou distensão das articulações e ligamentos da coluna lombar e pelve	48	44	37	5	2	4
T93 : Seqüelas de traumatismos do membro inferior	48	8	5	3	–	40
H10 : Conjuntivite	47	47	47	–	–	–
T13 : Outros traumatismos de membro inferior, nível não especificado	46	40	27	13	–	6
S31 : Ferimento do abdome, do dorso e da pelve	46	44	41	3	–	2
S53 : Luxação, entorse e distensão das articulações e dos ligamentos do cotovelo	46	35	28	7	–	11
T26 : Queimadura e corrosão limitadas ao olho e seus anexos	45	45	44	–	1	–
T11 : Outros traumatismos de membro superior, nível não especificado	44	44	33	11	–	–
Z54 : Convalescença	43	43	22	17	4	–
T24 : Queimadura e corrosão do quadril e membro inferior, exceto tornozelo e do pé	42	41	38	3	–	1
T21 : Queimadura e corrosão do tronco	41	40	40	–	–	1
Z57 : Exposição ocupacional a fatores de risco	38	38	37	–	1	–
R69 : Causas desconhecidas e não especificadas de morbidade	37	37	31	5	1	–
S21 : Ferimento do tórax	37	33	27	6	–	4
W87 : Exposição a corrente elétrica não especificada	36	35	35	–	–	1
S98 : Amputação traumática do tornozelo e do pé	36	17	13	4	–	19
W20 : Impacto causado por objeto lançado, projetado ou em queda	33	33	32	1	–	–
W01 : Queda no mesmo nível por escorregão, tropeção ou passos em falsos [traspés]	31	31	24	7	–	–
A15 : Tuberculose respiratória, com confirmação bacteriológica e histológica	31	2	–	–	2	29
R52 : Dor não classificada em outra parte	30	30	20	9	1	–
S46 : Traumatismo de tendão e músculo ao nível do ombro e do braço	29	24	16	8	–	5
W45 : Penetração de corpo ou objeto estranho através da pele	29	29	29	–	–	–
V73 : Ocupante de ônibus traumatizado em colisão com um automóvel [carro] ou uma caminh.	29	29	–	29	–	–
F33 : Transtorno depressivo recorrente	29	2	–	1	1	27
V87 : Acidente de trânsito de tipo especif, mas desconhecido modo de transporte da vítima	29	29	7	22	–	–
T09 : Outros traumatismos de coluna e tronco, nível não especificado	28	27	21	6	–	1
V89 : Acidente com um veículo a motor ou não-motorizado, tipo(s) de veículo(s) não espec.	27	27	8	19	–	–
M19 : Outras artroses	27	2	1	–	1	25
M17 : Gonartrose [artrose do joelho]	27	7	4	–	3	20
J45 : Asma	26	3	1	–	2	23
Y28 : Contato com objeto cortante ou penetrante, intenção não determinada	26	26	26	–	–	–
M50 : Transtornos dos discos cervicais	25	10	5	–	5	15
M96 : Transtornos osteomusculares pós-procedimentos não classificados em outra parte	25	24	14	9	1	1
C44 : Outras neoplasias malignas da pele	24	6	6	–	–	18
S99 : Outros traumatismos e os não especificados do tornozelo e do pé	24	20	17	3	–	4
S97 : Lesão por esmagamento do tornozelo e do pé	24	20	15	5	–	4
Z48 : Outro seguimento cirúrgico	24	23	23	–	–	1
S12 : Fratura do pescoço	23	13	10	3	–	10
V09 : Pedestre traumatizado em outros acidentes de transporte e acid. de transp. não espec.	23	23	6	17	–	–
H54 : Cegueira e visão subnormal	23	5	4	–	1	18
S89 : Outros traumatismos e os não especificados da perna	22	19	14	5	–	3
R10 : Dor abdominal e pélvica	22	21	13	8	–	1
V23 : Motociclista traumatizado em colisão c/ automóvel [carro], "pick up" ou caminhonete	22	22	4	18	–	–
S36 : Traumatismo de órgãos intra-abdominais	22	15	5	10	–	7
R57 : Choque não classificado em outra parte	21	21	16	5	–	–
V28 : Motociclista traumatizado em um acidente de transporte sem colisão	21	21	5	16	–	–
X20 : Contato com serpentes e lagartos venenosos	21	19	18	1	–	2
S86 : Traumatismos de músculo e de tendão ao nível da perna	21	12	7	5	–	9
S10 : Traumatismo superficial do pescoço	21	21	16	5	–	–
M99 : Lesões biomecânicas não classificadas em outra parte	21	18	11	7	–	3
S13 : Luxação, entorse ou distensão das articulações e dos ligamentos do pescoço	20	20	14	5	1	–
X93 : Agressão por meio de disparo de arma de fogo de mão	20	17	9	8	–	3
H44 : Transtornos do globo ocular	19	17	16	–	1	2
M70 : Transtornos dos tecidos moles relacionados com o uso, uso excessivo e pressão	19	6	2	1	3	13
T10 : Fratura do membro superior, nível não especificado	19	16	13	3	–	3
T90 : Seqüelas de traumatismo da cabeça	18	11	8	3	–	7
S11 : Ferimento do pescoço	18	18	13	5	–	–
T02 : Fraturas envolvendo múltiplas regiões do corpo	18	13	8	5	–	5
H90 : Perda de audição por transtorno de condução e/ou neuro-sensorial	18	15	11	–	4	3
S96 : Traumatismos do músculo e tendão ao nível do tornozelo e do pé	18	12	9	3	–	6

Capítulo 57 - Brasil e Grandes Regiões

57.6 - Quantidade de acidentes do trabalho, por situação de registro e motivo, segundo os 200 códigos da Classificação Internacional de Doenças - CID-10 mais incidentes, na Região Norte - 2015

(conclusão)

CID 10	QUANTIDADE DE ACIDENTES DO TRABALHO					
	Total	Com CAT Registrada				Sem CAT Registrada
		Total	Motivo			
			Típico	Trajeto	Doença do Trabalho	
A16 : Tuberculose das vias respiratórias, sem confirmação bacteriológica ou histológica	18	–	–	–	–	18
S59 : Outros traumatismos do antebraço e os não especificados	18	17	11	5	1	1
M53 : Outras dorsopatias não classificadas em outra parte	18	10	8	1	1	8
S27 : Traumatismo de outros órgãos intratorácicos e dos não especificados	18	15	9	6	–	3
B55 : Leishmaniose	17	1	1	–	–	16
X99 : Agressão por meio de objeto cortante ou penetrante	17	16	16	–	–	1
L02 : Abscesso cutâneo, furúnculo e antraz	17	15	15	–	–	2
F31 : Transtorno afetivo bipolar	17	–	–	–	–	17
S64 : Traumatismo de nervos ao nível do punho e da mão	16	14	13	1	–	2
S88 : Amputação traumática da perna	16	11	5	6	–	5
T31 : Queimaduras classificadas segundo a extensão da superfície corporal atingida	15	15	15	–	–	–
S39 : Outros traumatismos e os não especificados do abdome, do dorso e da pelve	15	14	12	2	–	1
S49 : Outros traumatismos e os não especificados do ombro e do braço	15	14	9	5	–	1
V20 : Motociclista traumatizado em colisão com um pedestre ou um animal	15	15	3	12	–	–
S56 : Traumatismo do músculo e tendão ao nível do antebraço	15	13	10	2	1	2
M24 : Outras transtornos articulares específicos	15	9	7	2	–	6
W22 : Impacto acidental ativo ou passivo causado por outros objetos	14	14	14	–	–	–
H57 : Outros transtornos do olho e anexos	14	13	12	1	–	1
V22 : Motociclista traumatizado em colisão com um veículo a motor de duas ou três rodas	14	14	1	13	–	–
K46 : Hérnia abdominal não especificada	14	3	2	–	1	11
S29 : Outros traumatismos do tórax e os não especificados	14	14	10	4	–	–
I83 : Varizes dos membros inferiores	13	3	2	–	1	10
T75 : Efeitos de outras causas externas	13	13	13	–	–	–
Y64 : Medicamentos ou substâncias biológicas contaminados	13	13	13	–	–	–
T06 : Outros traumatismos envolvendo regiões múltiplas do corpo, não class. em outra parte	13	13	7	6	–	–
T81 : Complicações de procedimentos não classificadas em outra parte	13	13	12	1	–	–
V80 : Pessoa montada em animal/ocupante de veículo a tração animal traumat em acid transp	13	12	6	6	–	1
S73 : Luxação, entorse e distensão da articulação e dos ligamentos do quadril	13	9	7	2	–	4
T03 : Luxações, entorses e distensões envolvendo regiões múltiplas do corpo	13	12	7	5	–	1
S14 : Traumatismo de nervos e da medula espinhal ao nível cervical	12	10	6	4	–	2
S37 : Traumatismo do aparelho urinário e de órgãos pélvicos	12	11	9	1	1	1
R96 : Outras mortes súbitas de causa desconhecida	12	12	7	5	–	–
T12 : Fratura do membro inferior, nível não especificado	12	10	6	4	–	2
T78 : Efeitos adversos não classificados em outra parte	12	10	9	1	–	2
B24 : Doença pelo vírus da imunodeficiência humana [HIV] não especificada	12	1	–	–	1	11
W19 : Queda sem especificação	12	12	11	1	–	–
X47 : Intoxicação acidental por e exposição a outros gases e vapores	12	12	12	–	–	–
F40 : Transtornos fóbico-ansiosos	11	7	5	1	1	4
M15 : Poliartrose	11	4	2	1	1	7
M43 : Outras dorsopatias deformantes	11	6	6	–	–	5
H11 : Outros transtornos da conjuntiva	11	11	10	–	1	–
I21 : Infarto agudo do miocárdio	10	4	1	–	3	6
S23 : Luxação, entorse e distensão de articulações e dos ligamentos do tórax	10	9	8	1	–	1
S07 : Lesões por esmagamento da cabeça	10	10	7	3	–	–
R07 : Dor de garganta e no peito	10	10	6	4	–	–
L23 : Dermatites alérgicas de contato	10	1	1	–	–	9
L50 : Urticária	10	6	5	–	1	4
B18 : Hepatite viral crônica	10	–	–	–	–	10
R60 : Edema não classificado em outra parte	10	10	8	2	–	–
R51 : Cefaléia	10	9	7	1	1	1
H18 : Outros transtornos da córnea	10	10	9	–	1	–
M66 : Ruptura espontânea de sinóvia e de tendão	10	4	4	–	–	6
S54 : Traumatismo de nervos ao nível do antebraço	9	5	3	1	1	4
Z91 : História pessoal de fatores de risco, não classificados em outra parte	9	9	7	2	–	–
T04 : Traumatismos por esmagamento envolvendo múltiplas regiões do corpo	9	9	7	2	–	–
W27 : Contato com ferramentas manuais sem motor	9	9	9	–	–	–
I10 : Hipertensão essencial (primária)	9	2	2	–	–	7
W10 : Queda em ou de escadas ou degraus	9	9	9	–	–	–
S87 : Traumatismo por esmagamento da perna	9	9	7	2	–	–
W17 : Outras quedas de um nível a outro	9	9	9	–	–	–
X23 : Contato com abelhas, vespas e vespões	9	9	9	–	–	–
W55 : Mordedura ou golpe provocado por outros animais mamíferos	8	8	7	1	–	–
S55 : Traumatismo de vasos sangüíneos ao nível do antebraço	8	7	7	–	–	1
K43 : Hérnia ventral	8	1	–	–	1	7
W25 : Contato com vidro cortante	8	8	8	–	–	–
S34 : Traumatismo dos nervos e da medula lombar ao nível do abdome, do dorso e da pelve	8	7	5	2	–	1
Outras	1.073	781	574	150	57	292
Ignorado	20	4	3	1	–	16

Fonte: DATAPREV, CAT, SUB.
Nota: Os dados são preliminares, estando sujeitos a correções.

Capítulo 57 - Brasil e Grandes Regiões

57.7 - Quantidade de acidentes do trabalho, por situação de registro e motivo, segundo os 200 códigos da Classificação Internacional de Doenças - CID-10 mais incidentes, na Região Nordeste - 2013

(continua)

CID 10	QUANTIDADE DE ACIDENTES DO TRABALHO					
	Total	Com CAT Registrada				Sem CAT Registrada
		Total	Motivo			
			Típico	Trajeto	Doença do Trabalho	
TOTAL	**88.027**	**55.872**	**40.490**	**12.791**	**2.591**	**32.155**
M54 : Dorsalgia	6.337	1.359	945	208	206	4.978
S61 : Ferimento do punho e da mão	6.312	5.883	5.713	168	2	429
S62 : Fratura ao nível do punho e da mão	4.863	3.316	2.513	794	9	1.547
M75 : Lesões do ombro	3.595	727	186	40	501	2.868
S82 : Fratura da perna, incluindo tornozelo	3.544	1.971	758	1.207	6	1.573
S93 : Luxação, entorse e distensão das articulações e ligamentos ao nível do tornozelo e pé	3.249	2.901	1.976	918	7	348
M65 : Sinovite e tenossinovite	2.821	658	212	37	409	2.163
S60 : Traumatismo superficial do punho e da mão	2.814	2.692	2.375	313	4	122
S92 : Fratura do pé (exceto do tornozelo)	2.586	1.686	1.068	612	6	900
S52 : Fratura do antebraço	2.508	1.396	699	694	3	1.112
F43 : Reações ao "stress" grave e transtornos de adaptação	2.010	1.367	1.212	35	120	643
S42 : Fratura do ombro e do braço	1.973	1.137	362	771	4	836
S80 : Traumatismo superficial da perna	1.821	1.698	1.116	579	3	123
G56 : Mononeuropatias dos membros superiores	1.501	261	30	2	229	1.240
S90 : Traumatismo superficial do tornozelo e do pé	1.491	1.391	1.068	319	4	100
M51 : Outros transtornos de discos intervertebrais	1.407	241	97	8	136	1.166
M25 : Outros transtornos articulares não classificados em outra parte	1.400	719	478	220	21	681
S01 : Ferimento da cabeça	1.300	1.267	1.099	166	2	33
S81 : Ferimento da perna	1.254	1.119	829	288	2	135
S83 : Luxação, entorse e distensão das articulações e dos ligamentos do joelho	1.211	830	581	228	21	381
S68 : Amputação traumática ao nível do punho e da mão	1.135	592	561	30	1	543
S91 : Ferimentos do tornozelo e do pé	1.085	890	725	164	1	195
S40 : Traumatismo superficial do ombro e do braço	818	775	510	262	3	43
S43 : Luxação, entorse e distensão das articulações e dos ligamentos da cintura escapular	785	527	321	198	8	258
S63 : Luxação, entorse e distensão das articulações e ligamentos ao nível do punho e da mão	777	656	502	143	11	121
Z20 : Contato com e exposição a doenças transmissíveis	776	776	749	1	26	–
S72 : Fratura do fêmur	663	373	116	255	2	290
T14 : Traumatismo de região não especificada do corpo	652	607	448	159	–	45
S00 : Traumatismo superficial da cabeça	620	607	495	112	–	13
M23 : Transtornos internos dos joelhos	617	171	105	38	28	446
M77 : Outras entesopatias	613	115	39	7	69	498
K40 : Hérnia inguinal	592	23	7	–	16	569
S06 : Traumatismo intracraniano	588	399	231	167	1	189
S51 : Ferimento do antebraço	580	530	441	89	–	50
S50 : Traumatismo superficial do cotovelo e do antebraço	566	541	371	170	–	25
F41 : Outros transtornos ansiosos	509	164	101	4	59	345
T15 : Corpo estranho na parte externa do olho	471	464	454	10	–	7
F32 : Episódios depressivos	471	77	34	3	40	394
T23 : Queimadura e corrosão do punho e da mão	435	409	403	6	–	26
T07 : Traumatismos múltiplos não especificados	421	382	161	218	3	39
S32 : Fratura da coluna lombar e da pelve	397	256	141	115	–	141
K42 : Hérnia umbilical	380	13	4	–	9	367
S05 : Traumatismo do olho e da órbita ocular	377	300	286	14	–	77
T00 : Traumatismos superficiais envolvendo múltiplas regiões do corpo	372	351	171	180	–	21
S02 : Fratura do crânio e dos ossos da face	365	245	126	119	–	120
S70 : Traumatismo superficial do quadril e da coxa	350	339	245	93	1	11
S66 : Traumatismo de músculo e tendão ao nível do punho e da mão	348	204	186	14	4	144
S20 : Traumatismo superficial do tórax	341	322	226	95	1	19
S22 : Fratura de costela(s), esterno e coluna torácica	317	169	92	76	1	148
S30 : Traumatismo superficial do abdome, do dorso e da pelve	312	294	216	77	1	18
S41 : Ferimento do ombro e do braço	305	295	199	96	–	10
H16 : Ceratite	304	248	241	7	–	56
M79 : Outros transtornos dos tecidos moles, não classificados em outra parte	291	189	139	33	17	102
T01 : Ferimentos envolvendo múltiplas regiões do corpo	251	238	115	123	–	13
T22 : Queimadura e corrosão do ombro e membro superior, exceto punho e mão	220	198	194	4	–	22
S09 : Outros traumatismos da cabeça e os não especificados	220	193	134	58	1	27
Y60 : Corte, punção, perfuração ou hemorragia acidentais dur. prest. cuidados méd./cirúrg.	213	213	208	5	–	–
S67 : Lesão por esmagamento do punho e da mão	207	163	154	9	–	44
T30 : Queimadura e corrosão, parte não especificada do corpo	201	172	157	15	–	29
T92 : Seqüelas de traumatismos do membro superior	191	30	25	4	1	161
S71 : Ferimento do quadril e da coxa	186	163	131	32	–	23
M17 : Gonartrose [artrose do joelho]	184	13	7	3	3	171
Z04 : Exame e observação por outras razões	184	181	174	7	–	3
M70 : Transtornos dos tecidos moles relacionados com o uso, uso excessivo e pressão	179	49	16	2	31	130
F33 : Transtorno depressivo recorrente	178	24	4	–	20	154
C44 : Outras neoplasias malignas da pele	173	15	13	1	1	158

Capítulo 57 - Brasil e Grandes Regiões

57.7 - Quantidade de acidentes do trabalho, por situação de registro e motivo, segundo os 200 códigos da Classificação Internacional de Doenças - CID-10 mais incidentes, na Região Nordeste - 2013

(continuação)

CID 10	QUANTIDADE DE ACIDENTES DO TRABALHO					
	Total	Com CAT Registrada				Sem CAT Registrada
		Total	Motivo			
			Típico	Trajeto	Doença do Trabalho	
T25 : Queimadura e corrosão do tornozelo e do pé	166	140	137	2	1	26
M62 : Outros transtornos musculares	165	140	116	21	3	25
J45 : Asma	164	8	4	–	4	156
S53 : Luxação, entorse e distensão das articulações e dos ligamentos do cotovelo	163	116	71	45	–	47
T13 : Outros traumatismos de membro inferior, nível não especificado	163	127	75	51	1	36
S69 : Outros traumatismos e os não especificados do punho e da mão	151	122	107	15	–	29
S98 : Amputação traumática do tornozelo e do pé	150	61	48	11	2	89
H10 : Conjuntivite	149	137	133	3	1	12
T98 : Seqüelas de outros efeitos de causas externas e dos não especificados	148	39	28	10	1	109
T20 : Queimadura e corrosão da cabeça e pescoço	145	134	133	1	–	11
Z57 : Exposição ocupacional a fatores de risco	144	143	141	–	2	1
M50 : Transtornos dos discos cervicais	144	43	11	3	29	101
T24 : Queimadura e corrosão do quadril e membro inferior, exceto tornozelo e do pé	144	134	108	24	2	10
T93 : Seqüelas de traumatismos do membro inferior	137	31	19	12	–	106
I83 : Varizes dos membros inferiores	135	7	2	–	5	128
S33 : Luxação, entorse ou distensão das articulações e ligamentos da coluna lombar e pelve	134	122	105	14	3	12
H54 : Cegueira e visão subnormal	129	19	16	–	3	110
T29 : Queimaduras e corrosões de múltiplas regiões do corpo	128	111	109	2	–	17
X99 : Agressão por meio de objeto cortante ou penetrante	128	125	123	2	–	3
M53 : Outras dorsopatias não classificadas em outra parte	126	41	16	3	22	85
T11 : Outros traumatismos de membro superior, nível não especificado	119	103	90	12	1	16
T31 : Queimaduras classificadas segundo a extensão da superfície corporal atingida	111	92	87	5	–	19
T21 : Queimadura e corrosão do tronco	110	97	96	1	–	13
Z48 : Outro seguimento cirúrgico	108	108	100	8	–	–
V28 : Motociclista traumatizado em um acidente de transporte sem colisão	107	103	15	87	1	4
B55 : Leishmaniose	105	–	–	–	–	105
M19 : Outras artroses	104	12	7	1	4	92
A15 : Tuberculose respiratória, com confirmação bacteriológica e histológica	103	4	–	–	4	99
J38 : Doenças das cordas vocais e da laringe não classificadas em outra parte	99	12	1	–	11	87
W57 : Mordeduras e picadas de inseto e de outros artrópodes, não-venenosos	98	98	95	3	–	–
V89 : Acidente com um veículo a motor ou não-motorizado, tipo(s) de veículo(s) não espec.	97	97	28	68	1	–
H18 : Outros transtornos da córnea	93	86	85	–	1	7
S99 : Outros traumatismos e os não especificados do tornozelo e do pé	93	81	64	17	–	12
S86 : Traumatismos de músculo e de tendão ao nível da perna	91	58	36	22	–	33
R49 : Distúrbios da voz	85	11	–	–	11	74
L23 : Dermatites alérgicas de contato	83	22	12	–	10	61
S31 : Ferimento do abdome, do dorso e da pelve	82	72	54	18	–	10
S46 : Traumatismo de tendão e músculo ao nível do ombro e do braço	81	39	28	9	2	42
S36 : Traumatismo de órgãos intra-abdominais	81	50	25	25	–	31
V29 : Motociclista traumat. em outros acid. de transporte/acid de transporte não especif.	78	78	9	69	–	–
R85 : Achados anormais de mater. proveniente dos órgãos digestivos e da cavid. abdominal	77	77	67	10	–	–
T08 : Fratura da coluna, nível não especificado	76	67	54	13	–	9
R52 : Dor não classificada em outra parte	76	73	57	15	1	3
Y65 : Outros acidentes durante a prestação de cuidados médicos e cirúrgicos	76	76	76	–	–	–
K43 : Hérnia ventral	75	5	2	–	3	70
W45 : Penetração de corpo ou objeto estranho através da pele	73	71	70	1	–	2
R10 : Dor abdominal e pélvica	72	60	34	23	3	12
M96 : Transtornos osteomusculares pós-procedimentos não classificados em outra parte	72	65	46	15	4	7
T26 : Queimadura e corrosão limitadas ao olho e seus anexos	72	69	67	–	2	3
Y28 : Contato com objeto cortante ou penetrante, intenção não determinada	72	72	71	1	–	–
V09 : Pedestre traumatizado em outros acidentes de transporte e acid. de transp. não espec.	70	70	12	57	1	–
L02 : Abscesso cutâneo, furúnculo e antraz	70	48	39	7	2	22
W01 : Queda no mesmo nível por escorregão, tropeção ou passos em falsos [traspés]	70	70	60	10	–	–
Z03 : Observação e avaliação médica por doenças e afecções suspeitas	68	47	42	5	–	21
T02 : Fraturas envolvendo múltiplas regiões do corpo	68	54	19	35	–	14
T81 : Complicações de procedimentos não classificadas em outra parte	68	66	65	1	–	2
S12 : Fratura do pescoço	67	33	16	17	–	34
W54 : Mordedura ou golpe provocado por cão	67	67	58	9	–	–
T06 : Outros traumatismos envolvendo regiões múltiplas do corpo, não class. em outra parte	65	60	24	36	–	5
M99 : Lesões biomecânicas não classificadas em outra parte	65	48	37	10	1	17
M24 : Outras transtornos articulares específicos	65	29	21	6	2	36
S96 : Traumatismos do músculo e tendão ao nível do tornozelo e do pé	64	41	32	9	–	23
S10 : Traumatismo superficial do pescoço	63	63	31	32	–	–
S29 : Outros traumatismos do tórax e os não especificados	63	52	26	26	–	11
S89 : Outros traumatismos e os não especificados da perna	63	48	32	16	–	15
I10 : Hipertensão essencial (primária)	63	6	4	–	2	57
S13 : Luxação, entorse ou distensão das articulações e dos ligamentos do pescoço	63	57	41	15	1	6
M66 : Ruptura espontânea de sinóvia e de tendão	62	29	22	5	2	33

Capítulo 57 - Brasil e Grandes Regiões

57.7 - Quantidade de acidentes do trabalho, por situação de registro e motivo, segundo os 200 códigos da Classificação Internacional de Doenças - CID-10 mais incidentes, na Região Nordeste - 2013

(conclusão)

CID 10	QUANTIDADE DE ACIDENTES DO TRABALHO					
	Total	Com CAT Registrada				Sem CAT Registrada
		Total	Motivo			
			Típico	Trajeto	Doença do Trabalho	
H11 : Outros transtornos da conjuntiva	62	52	46	5	1	10
M47 : Espondilose	60	6	2	–	4	54
T63 : Efeito tóxico de contato com animais venenosos	60	54	53	–	1	6
H83 : Outros transtornos do ouvido interno	60	53	15	–	38	7
S56 : Traumatismo do músculo e tendão ao nível do antebraço	59	43	38	5	–	16
S49 : Outros traumatismos e os não especificados do ombro e do braço	59	49	30	16	3	10
T09 : Outros traumatismos de coluna e tronco, nível não especificado	59	53	38	14	1	6
A16 : Tuberculose das vias respiratórias, sem confirmação bacteriológica ou histológica	58	4	–	–	4	54
W87 : Exposição a corrente elétrica não especificada	55	51	49	2	–	4
H90 : Perda de audição por transtorno de condução e/ou neuro-sensorial	55	39	8	–	31	16
M67 : Outros transtornos das sinóvias e dos tendões	53	16	12	–	4	37
M15 : Poliartrose	52	20	9	3	8	32
T53 : Efeito tóxico de derivados halogênicos de hidrocarbonetos alifáticos e aromáticos	51	51	51	–	–	–
M71 : Outras bursopatias	50	7	–	–	7	43
F31 : Transtorno afetivo bipolar	50	5	2	–	3	45
V01 : Pedestre traumatizado em colisão com um veículo a pedal	49	49	16	32	1	–
H44 : Transtornos do globo ocular	49	40	39	1	–	9
W27 : Contato com ferramentas manuais sem motor	48	48	48	–	–	–
S64 : Traumatismo de nervos ao nível do punho e da mão	48	32	31	1	–	16
M22 : Transtornos da rótula [patela]	48	19	11	2	6	29
S21 : Ferimento do tórax	48	40	27	13	–	8
X23 : Contato com abelhas, vespas e vespões	48	48	45	3	–	–
M43 : Outras dorsopatias deformantes	47	31	20	6	5	16
Z00 : Exame geral e investigação de pessoas sem queixas ou diagnóstico relatado	47	46	37	9	–	1
F40 : Transtornos fóbico-ansiosos	47	14	9	2	3	33
S14 : Traumatismo de nervos e da medula espinhal ao nível cervical	47	33	12	20	1	14
T03 : Luxações, entorses e distensões envolvendo regiões múltiplas do corpo	46	45	26	18	1	1
V23 : Motociclista traumatizado em colisão c/ automóvel [carro], "pick up" ou caminhonete	46	46	11	35	–	–
S97 : Lesão por esmagamento do tornozelo e do pé	46	36	29	7	–	10
L25 : Dermatite de contato não especificada	46	27	20	1	6	19
R57 : Choque não classificado em outra parte	46	46	42	4	–	–
V87 : Acidente de trânsito de tipo especif, mas desconhecido modo de transporte da vítima	45	44	12	32	–	1
S59 : Outros traumatismos do antebraço e os não especificados	45	42	28	14	–	3
S76 : Traumatismo de músculo e de tendão ao nível do quadril e da coxa	45	33	27	6	–	12
S27 : Traumatismo de outros órgãos intratorácicos e dos não especificados	44	23	13	9	1	21
Y69 : Acidente não especificado durante a prestação de cuidado médico e cirúrgico	44	44	43	1	–	–
T75 : Efeitos de outras causas externas	43	39	38	1	–	4
S73 : Luxação, entorse e distensão da articulação e dos ligamentos do quadril	43	33	23	10	–	10
I84 : Hemorróidas	42	3	1	–	2	39
S39 : Outros traumatismos e os não especificados do abdome, do dorso e da pelve	41	33	22	11	–	8
I21 : Infarto agudo do miocárdio	40	7	2	1	4	33
S94 : Traumatismo dos nervos ao nível do tornozelo e do pé	39	31	24	7	–	8
Z54 : Convalescença	39	39	23	13	3	–
R51 : Cefaléia	38	38	33	4	1	–
L98 : Outras afecções da pele e do tecido subcutâneo não classificadas em outra parte	37	30	23	7	–	7
L24 : Dermatites de contato por irritantes	37	23	18	–	5	14
R83 : Achados anormais no líquido cefalorraquidiano	37	37	33	4	–	–
R96 : Outras mortes súbitas de causa desconhecida	36	36	23	13	–	–
M16 : Coxartrose [artrose do quadril]	36	4	2	1	1	32
H57 : Outros transtornos do olho e anexos	36	36	34	2	–	–
T90 : Seqüelas de traumatismo da cabeça	35	20	10	10	–	15
W50 : Golpe, pancada, pontapé, mordedura ou escoriação infligidos por outra pessoa	35	35	18	17	–	–
W10 : Queda em ou de escadas ou degraus	35	35	29	6	–	–
M13 : Outras artrites	34	15	8	5	2	19
K46 : Hérnia abdominal não especificada	33	5	3	–	2	28
X93 : Agressão por meio de disparo de arma de fogo de mão	33	30	20	10	–	3
S65 : Traumatismo de vasos sangüíneos ao nível do punho e da mão	33	25	23	1	1	8
M84 : Transtornos da continuidade do osso	31	14	7	4	3	17
A09 : Diarréia e gastroenterite de origem infecciosa presumível	30	30	27	–	3	–
R07 : Dor de garganta e no peito	30	29	18	10	1	1
L03 : Celulite (Flegmão)	30	17	15	–	2	13
T78 : Efeitos adversos não classificados em outra parte	30	27	22	4	1	3
R60 : Edema não classificado em outra parte	29	28	25	3	–	1
M20 : Deformidades adquiridas dos dedos das mãos e dos pés	29	22	16	5	1	7
S58 : Amputação traumática do cotovelo e do antebraço	29	9	8	1	–	20
J44 : Outras doenças pulmonares obstrutivas crônicas	29	–	–	–	–	29
Outras	4.112	2.715	1.876	612	227	1.397
Ignorado	61	18	13	5	–	43

Fonte: DATAPREV, CAT, SUB.
Nota: Os dados são preliminares, estando sujeitos a correções.

Capítulo 57 - Brasil e Grandes Regiões

57.8 - Quantidade de acidentes do trabalho, por situação de registro e motivo, segundo os 200 códigos da Classificação Internacional de Doenças - CID-10 mais incidentes, na Região Nordeste - 2014

(continua)

CID 10	QUANTIDADE DE ACIDENTES DO TRABALHO					
	Total	Com CAT Registrada				Sem CAT Registrada
		Total	Motivo			
			Típico	Trajeto	Doença do Trabalho	
TOTAL	**87.536**	**56.831**	**40.176**	**13.480**	**3.175**	**30.705**
S61 : Ferimento do punho e da mão	6.348	5.947	5.769	174	4	401
M54 : Dorsalgia	6.268	1.467	1.004	207	256	4.801
S62 : Fratura ao nível do punho e da mão	4.660	3.222	2.423	792	7	1.438
S82 : Fratura da perna, incluindo tornozelo	3.858	2.212	826	1.380	6	1.646
M75 : Lesões do ombro	3.617	833	173	37	623	2.784
S93 : Luxação, entorse e distensão das articulações e ligamentos ao nível do tornozelo e pé	3.367	3.043	2.121	918	4	324
M65 : Sinovite e tenossinovite	2.730	751	196	47	508	1.979
S60 : Traumatismo superficial do punho e da mão	2.709	2.608	2.270	334	4	101
S92 : Fratura do pé (exceto do tornozelo)	2.612	1.715	1.042	663	10	897
S52 : Fratura do antebraço	2.576	1.506	749	752	5	1.070
S42 : Fratura do ombro e do braço	2.146	1.253	387	857	9	893
S80 : Traumatismo superficial da perna	1.897	1.774	1.113	660	1	123
F43 : Reações ao "stress" grave e transtornos de adaptação	1.603	934	775	43	116	669
G56 : Mononeuropatias dos membros superiores	1.595	343	29	3	311	1.252
S90 : Traumatismo superficial do tornozelo e do pé	1.594	1.506	1.158	347	1	88
M51 : Outros transtornos de discos intervertebrais	1.432	290	87	12	191	1.142
S81 : Ferimento da perna	1.296	1.154	834	319	1	142
S01 : Ferimento da cabeça	1.286	1.267	1.136	130	1	19
M25 : Outros transtornos articulares não classificados em outra parte	1.254	711	495	194	22	543
S83 : Luxação, entorse e distensão das articulações e dos ligamentos do joelho	1.228	840	581	239	20	388
S68 : Amputação traumática ao nível do punho e da mão	1.016	536	502	25	9	480
S91 : Ferimentos do tornozelo e do pé	993	809	619	189	1	184
Z20 : Contato com e exposição a doenças transmissíveis	945	945	908	1	36	–
S40 : Traumatismo superficial do ombro e do braço	821	783	480	301	2	38
S43 : Luxação, entorse e distensão das articulações e dos ligamentos da cintura escapular	802	534	317	204	13	268
S72 : Fratura do fêmur	690	370	110	259	1	320
S63 : Luxação, entorse e distensão das articulações e ligamentos ao nível do punho e da mão	678	579	441	135	3	99
M23 : Transtornos internos dos joelhos	669	204	119	50	35	465
M77 : Outras entesopatias	612	109	37	3	69	503
S06 : Traumatismo intracraniano	607	403	211	187	5	204
S50 : Traumatismo superficial do cotovelo e do antebraço	587	566	398	165	3	21
T14 : Traumatismo de região não especificada do corpo	583	552	415	136	1	31
K40 : Hérnia inguinal	577	32	7	–	25	545
S00 : Traumatismo superficial da cabeça	575	566	470	96	–	9
S51 : Ferimento do antebraço	544	508	415	93	–	36
F41 : Outros transtornos ansiosos	540	160	90	4	66	380
F32 : Episódios depressivos	513	112	23	3	86	401
T23 : Queimadura e corrosão do punho e da mão	493	463	457	4	2	30
T07 : Traumatismos múltiplos não especificados	422	392	172	220	–	30
S32 : Fratura da coluna lombar e da pelve	419	254	143	110	1	165
T15 : Corpo estranho na parte externa do olho	416	413	404	9	–	3
S02 : Fratura do crânio e dos ossos da face	399	281	137	143	1	118
S05 : Traumatismo do olho e da órbita ocular	386	312	296	15	1	74
S20 : Traumatismo superficial do tórax	368	342	231	111	–	26
T00 : Traumatismos superficiais envolvendo múltiplas regiões do corpo	357	344	141	203	–	13
K42 : Hérnia umbilical	348	13	2	–	11	335
S70 : Traumatismo superficial do quadril e da coxa	324	314	216	98	–	10
S22 : Fratura de costela(s), esterno e coluna torácica	316	192	128	64	–	124
S66 : Traumatismo de músculo e tendão ao nível do punho e da mão	314	147	140	7	–	167
Z57 : Exposição ocupacional a fatores de risco	303	303	292	2	9	–
S41 : Ferimento do ombro e do braço	300	287	205	82	–	13
M79 : Outros transtornos dos tecidos moles, não classificados em outra parte	294	215	161	43	11	79
S30 : Traumatismo superficial do abdome, do dorso e da pelve	290	280	206	72	2	10
T22 : Queimadura e corrosão do ombro e membro superior, exceto punho e mão	257	251	249	2	–	6
H16 : Ceratite	247	202	195	4	3	45
T01 : Ferimentos envolvendo múltiplas regiões do corpo	242	231	91	140	–	11
T30 : Queimadura e corrosão, parte não especificada do corpo	233	205	200	5	–	28
Z04 : Exame e observação por outras razões	229	227	215	9	3	2
S09 : Outros traumatismos da cabeça e os não especificados	204	183	114	68	1	21
S71 : Ferimento do quadril e da coxa	190	175	143	32	–	15
H10 : Conjuntivite	189	176	173	3	–	13
Y60 : Corte, punção, perfuração ou hemorragia acidentais dur. prest. cuidados méd./cirúrg.	187	187	184	3	–	–
T92 : Seqüelas de traumatismos do membro superior	186	46	32	12	2	140
A05 : Outras intoxicações alimentares bacterianas	175	175	93	–	82	–
S67 : Lesão por esmagamento do punho e da mão	174	155	151	3	1	19
S69 : Outros traumatismos e os não especificados do punho e da mão	172	139	121	18	–	33

Capítulo 57 - Brasil e Grandes Regiões

57.8 - Quantidade de acidentes do trabalho, por situação de registro e motivo, segundo os 200 códigos da Classificação Internacional de Doenças - CID-10 mais incidentes, na Região Nordeste - 2014

(continuação)

CID 10	QUANTIDADE DE ACIDENTES DO TRABALHO					
	Total	Com CAT Registrada				Sem CAT Registrada
		Total	Motivo			
			Típico	Trajeto	Doença do Trabalho	
M50 : Transtornos dos discos cervicais	171	66	18	4	44	105
A09 : Diarréia e gastroenterite de origem infecciosa presumível	164	164	119	–	45	–
T25 : Queimadura e corrosão do tornozelo e do pé	159	144	132	12	–	15
M62 : Outros transtornos musculares	153	135	104	30	1	18
T13 : Outros traumatismos de membro inferior, nível não especificado	142	118	72	46	–	24
M70 : Transtornos dos tecidos moles relacionados com o uso, uso excessivo e pressão	142	29	9	3	17	113
S53 : Luxação, entorse e distensão das articulações e dos ligamentos do cotovelo	141	100	70	30	–	41
M17 : Gonartrose [artrose do joelho]	141	19	9	2	8	122
S33 : Luxação, entorse ou distensão das articulações e ligamentos da coluna lombar e pelve	140	128	100	27	1	12
F33 : Transtorno depressivo recorrente	140	16	3	–	13	124
C44 : Outras neoplasias malignas da pele	137	10	6	3	1	127
S98 : Amputação traumática do tornozelo e do pé	136	64	51	13	–	72
Z48 : Outro seguimento cirúrgico	136	134	122	12	–	2
T24 : Queimadura e corrosão do quadril e membro inferior, exceto tornozelo e do pé	135	126	117	9	–	9
B55 : Leishmaniose	131	–	–	–	–	131
H90 : Perda de audição por transtorno de condução e/ou neuro-sensorial	129	113	65	–	48	16
T20 : Queimadura e corrosão da cabeça e pescoço	127	118	118	–	–	9
T11 : Outros traumatismos de membro superior, nível não especificado	124	113	82	31	–	11
J45 : Asma	123	8	2	–	6	115
T31 : Queimaduras classificadas segundo a extensão da superfície corporal atingida	120	105	97	8	–	15
I83 : Varizes dos membros inferiores	117	4	–	–	4	113
V29 : Motociclista traumat. em outros acid. de transporte/acid de transporte não especif.	114	113	11	102	–	1
M19 : Outras artroses	106	9	4	–	5	97
T93 : Seqüelas de traumatismos do membro inferior	103	27	16	10	1	76
X99 : Agressão por meio de objeto cortante ou penetrante	103	103	98	5	–	–
M53 : Outras dorsopatias não classificadas em outra parte	102	40	14	5	21	62
H54 : Cegueira e visão subnormal	99	18	12	3	3	81
T29 : Queimaduras e corrosões de múltiplas regiões do corpo	98	84	78	6	–	14
W57 : Mordeduras e picadas de inseto e de outros artrópodes, não-venenosos	97	97	90	7	–	–
V28 : Motociclista traumatizado em um acidente de transporte sem colisão	96	95	16	79	–	1
T21 : Queimadura e corrosão do tronco	93	80	79	1	–	13
Y65 : Outros acidentes durante a prestação de cuidados médicos e cirúrgicos	91	91	91	–	–	–
S36 : Traumatismo de órgãos intra-abdominais	91	52	22	30	–	39
R52 : Dor não classificada em outra parte	89	86	65	21	–	3
A15 : Tuberculose respiratória, com confirmação bacteriológica e histológica	86	7	1	–	6	79
L23 : Dermatites alérgicas de contato	86	22	11	–	11	64
S31 : Ferimento do abdome, do dorso e da pelve	86	77	63	14	–	9
V89 : Acidente com um veículo a motor ou não-motorizado, tipo(s) de veículo(s) não espec.	85	85	20	64	1	–
T98 : Seqüelas de outros efeitos de causas externas e dos não especificados	85	27	17	9	1	58
S99 : Outros traumatismos e os não especificados do tornozelo e do pé	84	70	49	21	–	14
V87 : Acidente de trânsito de tipo especif, mas desconhecido modo de transporte da vítima	83	83	19	64	–	–
H18 : Outros transtornos da córnea	81	71	69	2	–	10
S12 : Fratura do pescoço	80	51	25	25	1	29
W01 : Queda no mesmo nível por escorregão, tropeção ou passos em falsos [traspés]	80	80	70	10	–	–
J38 : Doenças das cordas vocais e da laringe não classificadas em outra parte	79	10	1	–	9	69
W27 : Contato com ferramentas manuais sem motor	78	78	78	–	–	–
S89 : Outros traumatismos e os não especificados da perna	77	59	36	22	1	18
S64 : Traumatismo de nervos ao nível do punho e da mão	76	53	47	5	1	23
S13 : Luxação, entorse ou distensão das articulações e dos ligamentos do pescoço	73	69	47	21	1	4
S46 : Traumatismo de tendão e músculo ao nível do ombro e do braço	72	36	27	7	2	36
Y28 : Contato com objeto cortante ou penetrante, intenção não determinada	71	71	71	–	–	–
S86 : Traumatismos de músculo e de tendão ao nível da perna	71	35	27	8	–	36
I10 : Hipertensão essencial (primária)	71	10	4	4	2	61
M24 : Outras transtornos articulares específicos	68	32	23	4	5	36
R10 : Dor abdominal e pélvica	67	61	33	24	4	6
M67 : Outros transtornos das sinóvias e dos tendões	67	31	18	5	8	36
W45 : Penetração de corpo ou objeto estranho através da pele	64	63	62	1	–	1
T63 : Efeito tóxico de contato com animais venenosos	64	56	53	2	1	8
Z00 : Exame geral e investigação de pessoas sem queixas ou diagnóstico relatado	64	62	46	15	1	2
R57 : Choque não classificado em outra parte	63	61	52	9	–	2
K43 : Hérnia ventral	63	2	1	–	1	61
L02 : Abscesso cutâneo, furúnculo e antraz	62	39	33	3	3	23
S29 : Outros traumatismos do tórax e os não especificados	61	55	35	20	–	6
M96 : Transtornos osteomusculares pós-procedimentos não classificados em outra parte	60	56	39	14	3	4
T26 : Queimadura e corrosão limitadas ao olho e seus anexos	60	57	57	–	–	3
R49 : Distúrbios da voz	58	7	–	–	7	51
S14 : Traumatismo de nervos e da medula espinhal ao nível cervical	58	40	12	27	1	18
V09 : Pedestre traumatizado em outros acidentes de transporte e acid. de transp. não espec.	58	58	17	41	–	–

Capítulo 57 - Brasil e Grandes Regiões

57.8 - Quantidade de acidentes do trabalho, por situação de registro e motivo, segundo os 200 códigos da Classificação Internacional de Doenças - CID-10 mais incidentes, na Região Nordeste - 2014

(conclusão)

CID 10	QUANTIDADE DE ACIDENTES DO TRABALHO					
	Total	Com CAT Registrada				Sem CAT Registrada
		Total	Motivo			
			Típico	Trajeto	Doença do Trabalho	
T09 : Outros traumatismos de coluna e tronco, nível não especificado	58	56	40	16	–	2
S10 : Traumatismo superficial do pescoço	58	56	37	19	–	2
Z03 : Observação e avaliação médica por doenças e afecções suspeitas	57	44	35	9	–	13
M47 : Espondilose	57	4	2	–	2	53
M99 : Lesões biomecânicas não classificadas em outra parte	56	40	29	11	–	16
W54 : Mordedura ou golpe provocado por cão	54	54	42	12	–	–
M43 : Outras dorsopatias deformantes	54	37	26	8	3	17
Z54 : Convalescença	53	53	39	11	3	–
Y69 : Acidente não especificado durante a prestação de cuidado médico e cirúrgico	52	52	52	–	–	–
V01 : Pedestre traumatizado em colisão com um veículo a pedal	52	52	17	35	–	–
R51 : Cefaléia	52	48	36	11	1	4
A16 : Tuberculose das vias respiratórias, sem confirmação bacteriológica ou histológica	51	1	–	–	1	50
M16 : Coxartrose [artrose do quadril]	51	9	2	1	6	42
T02 : Fraturas envolvendo múltiplas regiões do corpo	51	39	18	21	–	12
M15 : Poliartrose	50	23	15	3	5	27
X23 : Contato com abelhas, vespas e vespões	49	49	43	6	–	–
S27 : Traumatismo de outros órgãos intratorácicos e dos não especificados	49	31	14	17	–	18
M22 : Transtornos da rótula [patela]	47	21	13	4	4	26
H57 : Outros transtornos do olho e anexos	47	45	44	1	–	2
S56 : Traumatismo do músculo e tendão ao nível do antebraço	47	30	24	6	–	17
W87 : Exposição a corrente elétrica não especificada	46	43	43	–	–	3
M66 : Ruptura espontânea de sinóvia e de tendão	46	19	13	4	2	27
M71 : Outras bursopatias	46	10	3	1	6	36
T08 : Fratura da coluna, nível não especificado	45	35	23	12	–	10
T90 : Seqüelas de traumatismo da cabeça	45	26	17	9	–	19
S49 : Outros traumatismos e os não especificados do ombro e do braço	44	40	23	17	–	4
V23 : Motociclista traumatizado em colisão c/ automóvel [carro], "pick up" ou caminhonete	43	42	3	39	–	1
S54 : Traumatismo de nervos ao nível do antebraço	43	30	23	6	1	13
M84 : Transtornos da continuidade do osso	43	18	8	9	1	25
L24 : Dermatites de contato por irritantes	43	27	22	–	5	16
H11 : Outros transtornos da conjuntiva	41	37	36	–	1	4
T06 : Outros traumatismos envolvendo regiões múltiplas do corpo, não class. em outra parte	40	38	22	16	–	2
I84 : Hemorróidas	40	4	–	–	4	36
S21 : Ferimento do tórax	40	27	15	12	–	13
H44 : Transtornos do globo ocular	40	33	32	1	–	7
T78 : Efeitos adversos não classificados em outra parte	39	36	34	1	1	3
S97 : Lesão por esmagamento do tornozelo e do pé	39	30	28	2	–	9
R85 : Achados anormais de mater. proveniente dos órgãos digestivos e da cavid. abdominal	39	39	34	5	–	–
W10 : Queda em ou de escadas ou degraus	38	38	36	2	–	–
N18 : Insuficiência renal crônica	38	1	–	–	1	37
S96 : Traumatismos do músculo e tendão ao nível do tornozelo e do pé	37	20	12	8	–	17
S73 : Luxação, entorse e distensão da articulação e dos ligamentos do quadril	37	30	17	13	–	7
S88 : Amputação traumática da perna	37	21	11	10	–	16
S76 : Traumatismo de músculo e de tendão ao nível do quadril e da coxa	36	21	16	5	–	15
F40 : Transtornos fóbico-ansiosos	36	13	8	2	3	23
F31 : Transtorno afetivo bipolar	35	–	–	–	–	35
W50 : Golpe, pancada, pontapé, mordedura ou escoriação infligidos por outra pessoa	34	34	21	13	–	–
R07 : Dor de garganta e no peito	34	33	19	12	2	1
S59 : Outros traumatismos do antebraço e os não especificados	33	33	17	16	–	–
M76 : Entesopatias dos membros inferiores, excluindo pé	33	17	7	3	7	16
T10 : Fratura do membro superior, nível não especificado	33	25	17	8	–	8
S94 : Traumatismo dos nervos ao nível do tornozelo e do pé	32	25	21	4	–	7
S65 : Traumatismo de vasos sangüíneos ao nível do punho e da mão	31	27	24	2	1	4
K46 : Hérnia abdominal não especificada	31	3	1	–	2	28
T75 : Efeitos de outras causas externas	30	25	24	–	1	5
Y87 : Seqüelas de lesão autoprovocada intencional, de agress ou fato cuja intenção é indeter.	30	30	30	–	–	–
X93 : Agressão por meio de disparo de arma de fogo de mão	29	27	15	11	1	2
H26 : Outras cataratas	29	10	9	–	1	19
S39 : Outros traumatismos e os não especificados do abdome, do dorso e da pelve	29	24	15	9	–	5
J68 : Afecções respiratórias devidas a inalação de prod. químicos, gases, fumaças e vapores	28	22	20	1	1	6
V22 : Motociclista traumatizado em colisão com um veículo a motor de duas ou três rodas	28	27	5	22	–	1
R68 : Outros sintomas e sinais gerais	28	28	23	5	–	–
H33 : Descolamentos e defeitos da retina	28	12	9	1	2	16
R96 : Outras mortes súbitas de causa desconhecida	28	28	12	15	1	–
V20 : Motociclista traumatizado em colisão com um pedestre ou um animal	27	25	3	22	–	2
L55 : Queimadura solar	27	27	27	–	–	–
Outras	3.848	2.576	1.758	586	232	1.272
Ignorado	92	20	15	4	1	72

Fonte: DATAPREV, CAT, SUB.
Nota: Os dados são preliminares, estando sujeitos a correções.

Capítulo 57 - Brasil e Grandes Regiões

57.9 - Quantidade de acidentes do trabalho, por situação de registro e motivo, segundo os 200 códigos da Classificação Internacional de Doenças - CID-10 mais incidentes, na Região Nordeste - 2015

(continua)

CID 10	QUANTIDADE DE ACIDENTES DO TRABALHO					
	Total	Com CAT Registrada				Sem CAT Registrada
		Total	Motivo			
			Típico	Trajeto	Doença do Trabalho	
TOTAL	**72.210**	**50.805**	**36.423**	**12.092**	**2.290**	**21.405**
S61 : Ferimento do punho e da mão	5.564	5.327	5.159	160	8	237
M54 : Dorsalgia	4.574	1.187	823	172	192	3.387
S62 : Fratura ao nível do punho e da mão	3.595	2.686	2.023	647	16	909
S82 : Fratura da perna, incluindo tornozelo	2.990	1.814	661	1.146	7	1.176
S93 : Luxação, entorse e distensão das articulações e ligamentos ao nível do tornozelo e pé	2.908	2.712	1.919	789	4	196
M75 : Lesões do ombro	2.687	588	116	32	440	2.099
S60 : Traumatismo superficial do punho e da mão	2.342	2.270	1.948	318	4	72
S92 : Fratura do pé (exceto do tornozelo)	2.027	1.338	859	474	5	689
S52 : Fratura do antebraço	1.982	1.217	608	607	2	765
F43 : Reações ao "stress" grave e transtornos de adaptação	1.879	1.337	1.182	70	85	542
M65 : Sinovite e tenossinovite	1.734	505	141	26	338	1.229
S80 : Traumatismo superficial da perna	1.731	1.643	1.028	612	3	88
S42 : Fratura do ombro e do braço	1.701	1.059	316	740	3	642
S90 : Traumatismo superficial do tornozelo e do pé	1.420	1.376	1.007	367	2	44
G56 : Mononeuropatias dos membros superiores	1.309	285	32	3	250	1.024
S01 : Ferimento da cabeça	1.147	1.136	1.020	115	1	11
Z20 : Contato com e exposição a doenças transmissíveis	1.115	1.115	1.070	4	41	–
M25 : Outros transtornos articulares não classificados em outra parte	1.111	759	479	249	31	352
M51 : Outros transtornos de discos intervertebrais	1.079	209	63	8	138	870
S81 : Ferimento da perna	1.054	980	711	268	1	74
S83 : Luxação, entorse e distensão das articulações e dos ligamentos do joelho	1.042	733	479	233	21	309
S68 : Amputação traumática ao nível do punho e da mão	779	449	422	23	4	330
S91 : Ferimentos do tornozelo e do pé	752	668	524	143	1	84
S43 : Luxação, entorse e distensão das articulações e dos ligamentos da cintura escapular	690	494	269	215	10	196
S40 : Traumatismo superficial do ombro e do braço	679	652	402	248	2	27
T14 : Traumatismo de região não especificada do corpo	603	591	436	155	–	12
S72 : Fratura do fêmur	580	333	120	212	1	247
S50 : Traumatismo superficial do cotovelo e do antebraço	551	533	350	182	1	18
S63 : Luxação, entorse e distensão das articulações e ligamentos ao nível do punho e da mão	541	481	372	107	2	60
S51 : Ferimento do antebraço	527	512	427	84	1	15
M23 : Transtornos internos dos joelhos	513	178	95	57	26	335
S00 : Traumatismo superficial da cabeça	512	507	428	79	–	5
F41 : Outros transtornos ansiosos	492	160	88	3	69	332
S06 : Traumatismo intracraniano	464	340	179	159	2	124
T23 : Queimadura e corrosão do punho e da mão	424	405	399	5	1	19
T07 : Traumatismos múltiplos não especificados	411	386	175	209	2	25
T15 : Corpo estranho na parte externa do olho	410	410	402	7	1	–
K40 : Hérnia inguinal	380	20	6	–	14	360
M77 : Outras entesopatias	372	74	20	2	52	298
S32 : Fratura da coluna lombar e da pelve	372	240	135	105	–	132
F32 : Episódios depressivos	327	72	18	–	54	255
Z57 : Exposição ocupacional a fatores de risco	318	318	317	1	–	–
M79 : Outros transtornos dos tecidos moles, não classificados em outra parte	315	267	189	68	10	48
S20 : Traumatismo superficial do tórax	305	300	210	90	–	5
S30 : Traumatismo superficial do abdome, do dorso e da pelve	301	291	214	75	2	10
T00 : Traumatismos superficiais envolvendo múltiplas regiões do corpo	296	282	122	160	–	14
S70 : Traumatismo superficial do quadril e da coxa	290	278	184	94	–	12
S02 : Fratura do crânio e dos ossos da face	282	209	120	88	1	73
S41 : Ferimento do ombro e do braço	279	272	187	85	–	7
Z04 : Exame e observação por outras razões	271	270	264	6	–	1
S05 : Traumatismo do olho e da órbita ocular	268	233	225	8	–	35
S66 : Traumatismo de músculo e tendão ao nível do punho e da mão	254	158	139	18	1	96
T22 : Queimadura e corrosão do ombro e membro superior, exceto punho e mão	241	231	224	7	–	10
S22 : Fratura de costela(s), esterno e coluna torácica	231	141	78	63	–	90
K42 : Hérnia umbilical	215	11	3	–	8	204
T01 : Ferimentos envolvendo múltiplas regiões do corpo	214	207	76	131	–	7
T30 : Queimadura e corrosão, parte não especificada do corpo	200	182	172	10	–	18
H16 : Ceratite	194	169	168	–	1	25
S09 : Outros traumatismos da cabeça e os não especificados	177	176	121	55	–	1
S71 : Ferimento do quadril e da coxa	172	159	137	22	–	13
Y60 : Corte, punção, perfuração ou hemorragia acidentais dur. prest. cuidados méd./cirúrg.	170	170	166	4	–	–
S67 : Lesão por esmagamento do punho e da mão	167	140	129	9	2	27
V29 : Motociclista traumat. em outros acid. de transporte/acid de transporte não especif.	164	161	24	137	–	3
T25 : Queimadura e corrosão do tornozelo e do pé	157	145	138	7	–	12
H90 : Perda de audição por transtorno de condução e/ou neuro-sensorial	155	135	77	–	58	20
M62 : Outros transtornos musculares	154	141	111	28	2	13

Capítulo 57 - Brasil e Grandes Regiões

57.9 - Quantidade de acidentes do trabalho, por situação de registro e motivo, segundo os 200 códigos da Classificação Internacional de Doenças - CID-10 mais incidentes, na Região Nordeste - 2015

(continuação)

CID 10	QUANTIDADE DE ACIDENTES DO TRABALHO					
	Total	Com CAT Registrada				Sem CAT Registrada
		Total	Motivo			
			Típico	Trajeto	Doença do Trabalho	
S33 : Luxação, entorse ou distensão das articulações e ligamentos da coluna lombar e pelve	140	127	97	28	2	13
T20 : Queimadura e corrosão da cabeça e pescoço	133	127	125	2	–	6
F33 : Transtorno depressivo recorrente	133	19	4	–	15	114
Z48 : Outro seguimento cirúrgico	132	129	117	12	–	3
S53 : Luxação, entorse e distensão das articulações e dos ligamentos do cotovelo	125	91	61	30	–	34
H10 : Conjuntivite	123	117	117	–	–	6
R52 : Dor não classificada em outra parte	122	119	88	30	1	3
S69 : Outros traumatismos e os não especificados do punho e da mão	114	103	96	7	–	11
T13 : Outros traumatismos de membro inferior, nível não especificado	112	104	79	24	1	8
T24 : Queimadura e corrosão do quadril e membro inferior, exceto tornozelo e do pé	108	101	92	9	–	7
T11 : Outros traumatismos de membro superior, nível não especificado	106	96	72	24	–	10
Y28 : Contato com objeto cortante ou penetrante, intenção não determinada	104	104	102	2	–	–
M50 : Transtornos dos discos cervicais	104	38	11	1	26	66
J45 : Asma	101	13	9	–	4	88
M17 : Gonartrose [artrose do joelho]	101	14	9	3	2	87
C44 : Outras neoplasias malignas da pele	99	12	9	2	1	87
W57 : Mordeduras e picadas de inseto e de outros artrópodes, não-venenosos	99	98	96	2	–	1
V89 : Acidente com um veículo a motor ou não-motorizado, tipo(s) de veículo(s) não espec.	98	97	17	80	–	1
A09 : Diarréia e gastroenterite de origem infecciosa presumível	97	97	95	–	2	–
B55 : Leishmaniose	97	–	–	–	–	97
R68 : Outros sintomas e sinais gerais	94	94	80	14	–	–
W27 : Contato com ferramentas manuais sem motor	94	94	94	–	–	–
T29 : Queimaduras e corrosões de múltiplas regiões do corpo	93	85	82	3	–	8
Z00 : Exame geral e investigação de pessoas sem queixas ou diagnóstico relatado	89	89	71	16	2	–
T92 : Seqüelas de traumatismos do membro superior	82	32	25	6	1	50
Y65 : Outros acidentes durante a prestação de cuidados médicos e cirúrgicos	82	82	82	–	–	–
Z54 : Convalescença	81	81	56	23	2	–
S86 : Traumatismos de músculo e de tendão ao nível da perna	81	44	34	10	–	37
A15 : Tuberculose respiratória, com confirmação bacteriológica e histológica	81	2	1	–	1	79
S31 : Ferimento do abdome, do dorso e da pelve	81	68	54	14	–	13
X99 : Agressão por meio de objeto cortante ou penetrante	80	75	72	3	–	5
M53 : Outras dorsopatias não classificadas em outra parte	80	28	15	4	9	52
V28 : Motociclista traumatizado em um acidente de transporte sem colisão	78	76	8	68	–	2
S13 : Luxação, entorse ou distensão das articulações e dos ligamentos do pescoço	78	72	42	28	2	6
T31 : Queimaduras classificadas segundo a extensão da superfície corporal atingida	77	68	65	2	1	9
T21 : Queimadura e corrosão do tronco	77	68	67	1	–	9
T06 : Outros traumatismos envolvendo regiões múltiplas do corpo, não class. em outra parte	75	69	35	34	–	6
M70 : Transtornos dos tecidos moles relacionados com o uso, uso excessivo e pressão	74	29	12	3	14	45
V09 : Pedestre traumatizado em outros acidentes de transporte e acid. de transp. não espec.	72	72	18	54	–	–
V87 : Acidente de trânsito de tipo especif, mas desconhecido modo de transporte da vítima	72	72	21	51	–	–
H18 : Outros transtornos da córnea	69	65	63	2	–	4
S98 : Amputação traumática do tornozelo e do pé	68	30	21	8	1	38
I83 : Varizes dos membros inferiores	67	8	4	–	4	59
T93 : Seqüelas de traumatismos do membro inferior	67	21	12	9	–	46
S46 : Traumatismo de tendão e músculo ao nível do ombro e do braço	67	33	21	5	7	34
S99 : Outros traumatismos e os não especificados do tornozelo e do pé	67	60	41	18	1	7
R10 : Dor abdominal e pélvica	67	61	34	24	3	6
S36 : Traumatismo de órgãos intra-abdominais	66	37	14	23	–	29
M19 : Outras artroses	63	16	4	5	7	47
L02 : Abscesso cutâneo, furúnculo e antraz	63	50	44	5	1	13
J38 : Doenças das cordas vocais e da laringe não classificadas em outra parte	63	7	1	–	6	56
S12 : Fratura do pescoço	62	31	13	18	–	31
T09 : Outros traumatismos de coluna e tronco, nível não especificado	59	54	40	13	1	5
W54 : Mordedura ou golpe provocado por cão	58	57	47	10	–	1
L23 : Dermatites alérgicas de contato	58	13	7	–	6	45
T26 : Queimadura e corrosão limitadas ao olho e seus anexos	57	55	55	–	–	2
V23 : Motociclista traumatizado em colisão c/ automóvel [carro], "pick up" ou caminhonete	55	53	9	44	–	2
W45 : Penetração de corpo ou objeto estranho através da pele	53	51	51	–	–	2
W01 : Queda no mesmo nível por escorregão, tropeção ou passos em falsos [traspés]	53	53	42	11	–	–
M22 : Transtornos da rótula [patela]	51	23	9	4	10	28
V01 : Pedestre traumatizado em colisão com um veículo a pedal	51	51	13	36	2	–
S89 : Outros traumatismos e os não especificados da perna	50	41	24	17	–	9
T98 : Seqüelas de outros efeitos de causas externas e dos não especificados	49	20	13	7	–	29
M67 : Outros transtornos das sinóvias e dos tendões	49	19	11	2	6	30
M96 : Transtornos osteomusculares pós-procedimentos não classificados em outra parte	48	44	27	13	4	4
S56 : Traumatismo do músculo e tendão ao nível do antebraço	48	33	26	7	–	15
Z65 : Problemas relacionados com outras circunstâncias psicossociais	48	46	40	6	–	2
T02 : Fraturas envolvendo múltiplas regiões do corpo	48	41	13	28	–	7

Capítulo 57 - Brasil e Grandes Regiões

57.9 - Quantidade de acidentes do trabalho, por situação de registro e motivo, segundo os 200 códigos da Classificação Internacional de Doenças - CID-10 mais incidentes, na Região Nordeste - 2015

(conclusão)

CID 10	QUANTIDADE DE ACIDENTES DO TRABALHO					
	Total	Com CAT Registrada				Sem CAT Registrada
		Total	Motivo			
			Típico	Trajeto	Doença do Trabalho	
S96 : Traumatismos do músculo e tendão ao nível do tornozelo e do pé	47	34	23	11	–	13
H54 : Cegueira e visão subnormal	46	8	7	1	–	38
M99 : Lesões biomecânicas não classificadas em outra parte	46	37	22	14	1	9
S29 : Outros traumatismos do tórax e os não especificados	46	41	30	11	–	5
S21 : Ferimento do tórax	45	39	29	10	–	6
M24 : Outras transtornos articulares específicos	45	30	17	10	3	15
S64 : Traumatismo de nervos ao nível do punho e da mão	44	31	28	3	–	13
Z03 : Observação e avaliação médica por doenças e afecções suspeitas	44	34	27	7	–	10
H44 : Transtornos do globo ocular	43	36	34	2	–	7
T63 : Efeito tóxico de contato com animais venenosos	43	41	39	2	–	2
W87 : Exposição a corrente elétrica não especificada	43	40	40	–	–	3
M15 : Poliartrose	42	27	16	5	6	15
T81 : Complicações de procedimentos não classificadas em outra parte	42	39	36	3	–	3
V20 : Motociclista traumatizado em colisão com um pedestre ou um animal	42	41	5	36	–	1
F31 : Transtorno afetivo bipolar	42	4	1	–	3	38
R49 : Distúrbios da voz	42	5	–	–	5	37
S14 : Traumatismo de nervos e da medula espinhal ao nível cervical	41	31	16	15	–	10
F40 : Transtornos fóbico-ansiosos	41	27	26	–	1	14
H11 : Outros transtornos da conjuntiva	41	36	35	1	–	5
R57 : Choque não classificado em outra parte	40	40	30	9	1	–
S49 : Outros traumatismos e os não especificados do ombro e do braço	39	35	21	14	–	4
X93 : Agressão por meio de disparo de arma de fogo de mão	39	36	19	15	2	3
M66 : Ruptura espontânea de sinóvia e de tendão	39	22	15	5	2	17
S27 : Traumatismo de outros órgãos intratorácicos e dos não especificados	38	25	11	12	2	13
X23 : Contato com abelhas, vespas e vespões	38	38	34	4	–	–
K43 : Hérnia ventral	37	5	2	–	3	32
V22 : Motociclista traumatizado em colisão com um veículo a motor de duas ou três rodas	37	36	5	31	–	1
S94 : Traumatismo dos nervos ao nível do tornozelo e do pé	37	35	25	10	–	2
S59 : Outros traumatismos do antebraço e os não especificados	36	35	23	12	–	1
Y69 : Acidente não especificado durante a prestação de cuidado médico e cirúrgico	36	36	33	2	1	–
H57 : Outros transtornos do olho e anexos	36	34	33	1	–	2
S10 : Traumatismo superficial do pescoço	36	36	22	14	–	–
K25 : Úlcera gástrica	35	35	34	1	–	–
M76 : Entesopatias dos membros inferiores, excluindo pé	33	17	10	3	4	16
I21 : Infarto agudo do miocárdio	33	6	2	1	3	27
T90 : Seqüelas de traumatismo da cabeça	33	25	10	15	–	8
S97 : Lesão por esmagamento do tornozelo e do pé	33	26	22	4	–	7
R51 : Cefaléia	32	30	24	6	–	2
I10 : Hipertensão essencial (primária)	32	5	2	3	–	27
L24 : Dermatites de contato por irritantes	32	19	17	–	2	13
R83 : Achados anormais no líquido cefalorraquidiano	32	32	27	4	1	–
A16 : Tuberculose das vias respiratórias, sem confirmação bacteriológica ou histológica	31	1	–	–	1	30
M84 : Transtornos da continuidade do osso	31	20	11	6	3	11
T03 : Luxações, entorses e distensões envolvendo regiões múltiplas do corpo	31	31	22	9	–	–
S87 : Traumatismo por esmagamento da perna	30	28	18	10	–	2
V02 : Pedestre traumatizado em colisão com um veículo a motor de duas ou três rodas	30	29	3	26	–	1
R07 : Dor de garganta e no peito	30	29	20	9	–	1
M13 : Outras artrites	29	16	10	5	1	13
T78 : Efeitos adversos não classificados em outra parte	29	27	23	2	2	2
M72 : Transtornos fibroblásticos	29	8	1	–	7	21
W44 : Penetração de corpo estranho no ou através de olho ou orifício natural	28	28	28	–	–	–
R96 : Outras mortes súbitas de causa desconhecida	28	28	17	11	–	–
L98 : Outras afecções da pele e do tecido subcutâneo não classificadas em outra parte	27	23	20	1	2	4
S11 : Ferimento do pescoço	27	25	19	6	–	2
M47 : Espondilose	27	5	3	–	2	22
M71 : Outras bursopatias	26	8	1	1	6	18
T08 : Fratura da coluna, nível não especificado	26	20	15	5	–	6
M43 : Outras dorsopatias deformantes	25	18	9	6	3	7
S23 : Luxação, entorse e distensão de articulações e dos ligamentos do tórax	25	24	18	6	–	1
W34 : Projéteis de outras armas de fogo e das não especificadas	25	21	11	10	–	4
K46 : Hérnia abdominal não especificada	25	5	–	1	4	20
H26 : Outras cataratas	25	9	9	–	–	16
R85 : Achados anormais de mater. proveniente dos órgãos digestivos e da cavid. abdominal	24	24	22	2	–	–
Y83 : Reação anormal em paciente/complic.tardia caus.p/interv.cirúr. e p/outros atos cirúrg.	24	15	12	3	–	9
W50 : Golpe, pancada, pontapé, mordedura ou escoriação infligidos por outra pessoa	24	24	17	7	–	–
L57 : Alterações da pele devidas à exposição crônica à radiação não ionizante	24	1	1	–	–	23
Outras	3.212	2.331	1.619	559	153	881
Ignorado	57	12	7	4	1	45

Fonte: DATAPREV, CAT, SUB.
Nota: Os dados são preliminares, estando sujeitos a correções.

Capítulo 57 - Brasil e Grandes Regiões

57.10 - Quantidade de acidentes do trabalho, por situação de registro e motivo, segundo os 200 códigos da Classificação Internacional de Doenças - CID-10 mais incidentes, na Região Sudeste - 2013

(continua)

CID 10	QUANTIDADE DE ACIDENTES DO TRABALHO					
	Total	Com CAT Registrada				Sem CAT Registrada
		Total	Motivo			
			Típico	Trajeto	Doença do Trabalho	
TOTAL	**394.715**	**328.925**	**253.267**	**65.835**	**9.823**	**65.790**
S61 : Ferimento do punho e da mão	39.807	38.672	37.647	971	54	1.135
S62 : Fratura ao nível do punho e da mão	28.211	23.564	19.736	3.770	58	4.647
S60 : Traumatismo superficial do punho e da mão	22.068	21.504	19.185	2.287	32	564
S93 : Luxação, entorse e distensão das articulações e ligamentos ao nível do tornozelo e pé	18.394	17.197	11.466	5.694	37	1.197
M54 : Dorsalgia	15.334	7.562	5.814	1.094	654	7.772
S82 : Fratura da perna, incluindo tornozelo	12.314	9.324	4.265	5.033	26	2.990
S92 : Fratura do pé (exceto do tornozelo)	12.020	9.689	6.556	3.105	28	2.331
S80 : Traumatismo superficial da perna	11.509	11.102	6.854	4.223	25	407
S90 : Traumatismo superficial do tornozelo e do pé	10.442	10.149	7.906	2.224	19	293
M75 : Lesões do ombro	9.625	3.489	931	231	2.327	6.136
S52 : Fratura do antebraço	8.858	6.880	4.083	2.771	26	1.978
T14 : Traumatismo de região não especificada do corpo	7.781	7.644	5.782	1.847	15	137
S01 : Ferimento da cabeça	7.596	7.548	6.771	772	5	48
Z20 : Contato com e exposição a doenças transmissíveis	6.852	6.847	6.818	10	19	5
M65 : Sinovite e tenossinovite	5.888	2.280	882	200	1.198	3.608
S83 : Luxação, entorse e distensão das articulações e dos ligamentos do joelho	5.715	4.608	3.278	1.264	66	1.107
S42 : Fratura do ombro e do braço	5.708	4.398	1.610	2.774	14	1.310
F43 : Reações ao "stress" grave e transtornos de adaptação	5.098	3.453	2.944	181	328	1.645
S81 : Ferimento da perna	4.852	4.621	3.396	1.220	5	231
S40 : Traumatismo superficial do ombro e do braço	4.603	4.448	2.967	1.469	12	155
S50 : Traumatismo superficial do cotovelo e do antebraço	4.127	4.033	2.953	1.072	8	94
S91 : Ferimentos do tornozelo e do pé	3.824	3.606	3.102	499	5	218
T07 : Traumatismos múltiplos não especificados	3.793	3.676	1.501	2.169	6	117
S68 : Amputação traumática ao nível do punho e da mão	3.664	2.927	2.839	83	5	737
S51 : Ferimento do antebraço	3.451	3.374	3.050	321	3	77
S00 : Traumatismo superficial da cabeça	3.410	3.388	2.822	562	4	22
S63 : Luxação, entorse e distensão das articulações e ligamentos ao nível do punho e da mão	3.402	3.093	2.522	553	18	309
S43 : Luxação, entorse e distensão das articulações e dos ligamentos da cintura escapular	3.358	2.785	1.730	1.010	45	573
M25 : Outros transtornos articulares não classificados em outra parte	3.300	2.467	1.776	642	49	833
M51 : Outros transtornos de discos intervertebrais	3.177	1.112	370	49	693	2.065
T23 : Queimadura e corrosão do punho e da mão	2.837	2.751	2.731	11	9	86
G56 : Mononeuropatias dos membros superiores	2.424	515	82	12	421	1.909
Z65 : Problemas relacionados com outras circunstâncias psicossociais	2.419	2.417	2.365	50	2	2
T15 : Corpo estranho na parte externa do olho	2.239	2.231	2.181	41	9	8
M23 : Transtornos internos dos joelhos	2.227	1.010	679	255	76	1.217
F32 : Episódios depressivos	2.217	346	96	13	237	1.871
T00 : Traumatismos superficiais envolvendo múltiplas regiões do corpo	2.199	2.172	966	1.205	1	27
M79 : Outros transtornos dos tecidos moles, não classificados em outra parte	2.168	1.891	1.361	476	54	277
S20 : Traumatismo superficial do tórax	2.096	2.036	1.415	620	1	60
T30 : Queimadura e corrosão, parte não especificada do corpo	2.051	1.952	1.920	25	7	99
S72 : Fratura do fêmur	2.051	1.567	646	920	1	484
S30 : Traumatismo superficial do abdome, do dorso e da pelve	2.036	1.959	1.447	510	2	77
S06 : Traumatismo intracraniano	1.992	1.706	1.022	676	8	286
S22 : Fratura de costela(s), esterno e coluna torácica	1.988	1.570	1.014	552	4	418
S32 : Fratura da coluna lombar e da pelve	1.986	1.558	908	644	6	428
S70 : Traumatismo superficial do quadril e da coxa	1.933	1.881	1.312	566	3	52
F41 : Outros transtornos ansiosos	1.912	488	265	43	180	1.424
M77 : Outras entesopatias	1.880	632	218	50	364	1.248
T11 : Outros traumatismos de membro superior, nível não especificado	1.714	1.668	1.455	210	3	46
S66 : Traumatismo de músculo e tendão ao nível do punho e da mão	1.612	1.189	1.093	90	6	423
S41 : Ferimento do ombro e do braço	1.607	1.581	1.371	206	4	26
S69 : Outros traumatismos e os não especificados do punho e da mão	1.574	1.507	1.357	141	9	67
S09 : Outros traumatismos da cabeça e os não especificados	1.528	1.501	1.090	407	4	27
T22 : Queimadura e corrosão do ombro e membro superior, exceto punho e mão	1.493	1.465	1.449	11	5	28
S05 : Traumatismo do olho e da órbita ocular	1.376	1.266	1.192	73	1	110
S02 : Fratura do crânio e dos ossos da face	1.371	1.178	772	401	5	193
T13 : Outros traumatismos de membro inferior, nível não especificado	1.350	1.294	943	348	3	56
Z04 : Exame e observação por outras razões	1.299	1.296	1.231	63	2	3
T01 : Ferimentos envolvendo múltiplas regiões do corpo	1.269	1.238	706	529	3	31
Z57 : Exposição ocupacional a fatores de risco	1.224	1.224	1.216	1	7	–
K40 : Hérnia inguinal	1.093	87	29	2	56	1.006
H16 : Ceratite	1.047	1.004	987	12	5	43
W54 : Mordedura ou golpe provocado por cão	993	987	851	134	2	6
S71 : Ferimento do quadril e da coxa	989	947	847	100	–	42
S67 : Lesão por esmagamento do punho e da mão	943	858	828	28	2	85
T20 : Queimadura e corrosão da cabeça e pescoço	924	903	891	9	3	21

Capítulo 57 - Brasil e Grandes Regiões

57.10 - Quantidade de acidentes do trabalho, por situação de registro e motivo, segundo os 200 códigos da Classificação Internacional de Doenças - CID-10 mais incidentes, na Região Sudeste - 2013

(continuação)

CID 10	QUANTIDADE DE ACIDENTES DO TRABALHO					
	Total	Com CAT Registrada				Sem CAT Registrada
		Total	Motivo			
			Típico	Trajeto	Doença do Trabalho	
T25 : Queimadura e corrosão do tornozelo e do pé	841	775	762	10	3	66
M62 : Outros transtornos musculares	831	783	629	146	8	48
S33 : Luxação, entorse ou distensão das articulações e ligamentos da coluna lombar e pelve	830	788	628	140	20	42
Y60 : Corte, punção, perfuração ou hemorragia acidentais dur. prest. cuidados méd./cirúrg.	826	826	821	5	–	–
Z00 : Exame geral e investigação de pessoas sem queixas ou diagnóstico relatado	775	774	623	151	–	1
I83 : Varizes dos membros inferiores	710	39	21	1	17	671
H10 : Conjuntivite	705	676	667	6	3	29
S99 : Outros traumatismos e os não especificados do tornozelo e do pé	705	677	504	172	1	28
T29 : Queimaduras e corrosões de múltiplas regiões do corpo	660	606	590	15	1	54
F33 : Transtorno depressivo recorrente	653	87	19	2	66	566
T26 : Queimadura e corrosão limitadas ao olho e seus anexos	572	569	563	4	2	3
S53 : Luxação, entorse e distensão das articulações e dos ligamentos do cotovelo	554	477	324	152	1	77
T24 : Queimadura e corrosão do quadril e membro inferior, exceto tornozelo e do pé	541	516	498	17	1	25
S89 : Outros traumatismos e os não especificados da perna	500	470	296	172	2	30
Y28 : Contato com objeto cortante ou penetrante, intenção não determinada	498	498	489	7	2	–
H83 : Outros transtornos do ouvido interno	481	472	58	5	409	9
S86 : Traumatismos de músculo e de tendão ao nível da perna	480	386	270	111	5	94
R52 : Dor não classificada em outra parte	479	473	353	114	6	6
W57 : Mordeduras e picadas de inseto e de outros artrópodes, não-venenosos	462	460	429	31	–	2
Y69 : Acidente não especificado durante a prestação de cuidado médico e cirúrgico	461	461	461	–	–	–
H90 : Perda de audição por transtorno de condução e/ou neuro-sensorial	436	411	101	1	309	25
T09 : Outros traumatismos de coluna e tronco, nível não especificado	431	408	262	145	1	23
T81 : Complicações de procedimentos não classificadas em outra parte	431	424	411	5	8	7
W01 : Queda no mesmo nível por escorregão, tropeção ou passos em falsos [traspés]	424	422	304	118	–	2
S13 : Luxação, entorse ou distensão das articulações e dos ligamentos do pescoço	418	407	247	156	4	11
T21 : Queimadura e corrosão do tronco	416	388	380	8	–	28
M70 : Transtornos dos tecidos moles relacionados com o uso, uso excessivo e pressão	413	235	86	14	135	178
M50 : Transtornos dos discos cervicais	410	204	57	13	134	206
M99 : Lesões biomecânicas não classificadas em outra parte	409	350	262	81	7	59
K42 : Hérnia umbilical	408	35	12	1	22	373
T31 : Queimaduras classificadas segundo a extensão da superfície corporal atingida	377	352	343	9	–	25
Z48 : Outro seguimento cirúrgico	374	369	346	22	1	5
S10 : Traumatismo superficial do pescoço	373	367	236	130	1	6
T63 : Efeito tóxico de contato com animais venenosos	372	322	315	6	1	50
S31 : Ferimento do abdome, do dorso e da pelve	366	350	303	46	1	16
M17 : Gonartrose [artrose do joelho]	364	56	41	3	12	308
V89 : Acidente com um veículo a motor ou não-motorizado, tipo(s) de veículo(s) não espec.	360	357	79	278	–	3
M53 : Outras dorsopatias não classificadas em outra parte	343	152	76	27	49	191
S98 : Amputação traumática do tornozelo e do pé	339	248	221	27	–	91
S59 : Outros traumatismos do antebraço e os não especificados	336	323	250	73	–	13
T06 : Outros traumatismos envolvendo regiões múltiplas do corpo, não class. em outra parte	336	319	149	170	–	17
X99 : Agressão por meio de objeto cortante ou penetrante	336	335	316	18	1	1
S29 : Outros traumatismos do tórax e os não especificados	335	318	228	90	–	17
S49 : Outros traumatismos e os não especificados do ombro e do braço	323	305	204	99	2	18
S64 : Traumatismo de nervos ao nível do punho e da mão	320	272	245	24	3	48
T02 : Fraturas envolvendo múltiplas regiões do corpo	320	274	118	156	–	46
V01 : Pedestre traumatizado em colisão com um veículo a pedal	318	317	153	164	–	1
S46 : Traumatismo de tendão e músculo ao nível do ombro e do braço	313	227	190	27	10	86
W45 : Penetração de corpo ou objeto estranho através da pele	308	306	305	1	–	2
T92 : Seqüelas de traumatismos do membro superior	295	91	82	9	–	204
S56 : Traumatismo do músculo e tendão ao nível do antebraço	289	255	229	25	1	34
Y04 : Agressão por meio de força corporal	275	275	236	39	–	–
L23 : Dermatites alérgicas de contato	273	112	61	–	51	161
V09 : Pedestre traumatizado em outros acidentes de transporte e acid. de transp. não espec.	273	272	62	210	–	1
T93 : Seqüelas de traumatismos do membro inferior	264	73	51	19	3	191
F31 : Transtorno afetivo bipolar	262	19	6	1	12	243
S96 : Traumatismos do músculo e tendão ao nível do tornozelo e do pé	249	214	173	41	–	35
S12 : Fratura do pescoço	245	196	92	103	1	49
S21 : Ferimento do tórax	244	236	189	47	–	8
M19 : Outras artroses	243	71	53	5	13	172
H57 : Outros transtornos do olho e anexos	242	239	235	4	–	3
M96 : Transtornos osteomusculares pós-procedimentos não classificados em outra parte	234	216	165	44	7	18
V29 : Motociclista traumat. em outros acid. de transporte/acid de transporte não especif.	231	229	35	194	–	2
S14 : Traumatismo de nervos e da medula espinhal ao nível cervical	229	194	120	72	2	35
S39 : Outros traumatismos e os não especificados do abdome, do dorso e da pelve	228	211	156	53	2	17
M71 : Outras bursopatias	228	115	55	20	40	113
S36 : Traumatismo de órgãos intra-abdominais	219	175	97	78	–	44
R69 : Causas desconhecidas e não especificadas de morbidade	218	218	176	40	2	–

Capítulo 57 - Brasil e Grandes Regiões

57.10 - Quantidade de acidentes do trabalho, por situação de registro e motivo, segundo os 200 códigos da Classificação Internacional de Doenças - CID-10 mais incidentes, na Região Sudeste - 2013

(conclusão)

CID 10	QUANTIDADE DE ACIDENTES DO TRABALHO					
	Total	Com CAT Registrada				Sem CAT Registrada
		Total	Motivo			
			Típico	Trajeto	Doença do Trabalho	
T03 : Luxações, entorses e distensões envolvendo regiões múltiplas do corpo	218	212	150	62	–	6
S97 : Lesão por esmagamento do tornozelo e do pé	214	201	173	28	–	13
W19 : Queda sem especificação	214	213	140	70	3	1
A09 : Diarréia e gastroenterite de origem infecciosa presumível	213	213	140	1	72	–
M22 : Transtornos da rótula [patela]	212	95	53	22	20	117
T78 : Efeitos adversos não classificados em outra parte	211	205	188	6	11	6
M66 : Ruptura espontânea de sinóvia e de tendão	209	139	111	20	8	70
T65 : Efeito tóxico de outras substâncias e as não especificadas	205	202	195	5	2	3
H11 : Outros transtornos da conjuntiva	205	203	198	4	1	2
V87 : Acidente de trânsito de tipo especif, mas desconhecido modo de transporte da vítima	203	202	46	156	–	1
R10 : Dor abdominal e pélvica	197	191	142	43	6	6
V23 : Motociclista traumatizado em colisão c/ automóvel [carro], "pick up" ou caminhonete	190	186	26	160	–	4
A15 : Tuberculose respiratória, com confirmação bacteriológica e histológica	190	25	4	–	21	165
W50 : Golpe, pancada, pontapé, mordedura ou escoriação infligidos por outra pessoa	190	190	143	47	–	–
M24 : Outras transtornos articulares específicos	190	122	88	26	8	68
J45 : Asma	185	46	18	–	28	139
L02 : Abscesso cutâneo, furúnculo e antraz	178	146	129	12	5	32
R51 : Cefaléia	177	173	127	44	2	4
H18 : Outros transtornos da córnea	176	167	165	1	1	9
T08 : Fratura da coluna, nível não especificado	176	144	86	58	–	32
S65 : Traumatismo de vasos sangüíneos ao nível do punho e da mão	173	164	145	17	2	9
W18 : Outras quedas no mesmo nível	172	172	119	52	1	–
S73 : Luxação, entorse e distensão da articulação e dos ligamentos do quadril	172	160	103	57	–	12
V28 : Motociclista traumatizado em um acidente de transporte sem colisão	171	169	31	138	–	2
W10 : Queda em ou de escadas ou degraus	163	162	137	24	1	1
T10 : Fratura do membro superior, nível não especificado	162	141	107	34	–	21
M76 : Entesopatias dos membros inferiores, excluindo pé	159	95	59	17	19	64
I10 : Hipertensão essencial (primária)	159	40	26	9	5	119
H44 : Transtornos do globo ocular	155	144	143	–	1	11
S23 : Luxação, entorse e distensão de articulações e dos ligamentos do tórax	149	142	110	30	2	7
T75 : Efeitos de outras causas externas	146	140	139	1	–	6
S11 : Ferimento do pescoço	146	144	117	27	–	2
T04 : Traumatismos por esmagamento envolvendo múltiplas regiões do corpo	146	136	91	45	–	10
K25 : Úlcera gástrica	145	144	132	11	1	1
M20 : Deformidades adquiridas dos dedos das mãos e dos pés	142	89	79	9	1	53
Z03 : Observação e avaliação médica por doenças e afecções suspeitas	138	77	58	17	2	61
M67 : Outros transtornos das sinóvias e dos tendões	137	83	62	13	8	54
L98 : Outras afecções da pele e do tecido subcutâneo não classificadas em outra parte	135	117	99	17	1	18
L25 : Dermatite de contato não especificada	133	76	52	1	23	57
M16 : Coxartrose [artrose do quadril]	133	27	14	–	13	106
S27 : Traumatismo de outros órgãos intratorácicos e dos não especificados	132	115	67	48	–	17
I21 : Infarto agudo do miocárdio	132	37	13	5	19	95
R57 : Choque não classificado em outra parte	130	128	110	16	2	2
W87 : Exposição a corrente elétrica não especificada	129	125	124	–	1	4
S76 : Traumatismo de músculo e de tendão ao nível do quadril e da coxa	128	110	86	23	1	18
R07 : Dor de garganta e no peito	127	125	87	37	1	2
X47 : Intoxicação acidental por e exposição a outros gases e vapores	126	122	118	3	1	4
S03 : Luxação, entorse ou distensão das articulações e dos ligamentos da cabeça	126	111	88	23	–	15
S94 : Traumatismo dos nervos ao nível do tornozelo e do pé	125	118	89	29	–	7
M43 : Outras dorsopatias deformantes	122	87	55	21	11	35
S79 : Outros traumatismos e os não especificados do quadril e da coxa	122	117	84	33	–	5
T98 : Seqüelas de outros efeitos de causas externas e dos não especificados	121	36	27	8	1	85
L24 : Dermatites de contato por irritantes	118	80	62	–	18	38
T12 : Fratura do membro inferior, nível não especificado	115	89	53	36	–	26
Y65 : Outros acidentes durante a prestação de cuidados médicos e cirúrgicos	115	115	115	–	–	–
X48 : Envenenamento [intoxicação] acidental por e exposição a pesticidas	112	109	109	–	–	3
F10 : Transtornos mentais e comportamentais devidos ao uso de álcool	111	10	4	–	6	101
Z01 : Outros exames e investigações especiais de pessoas s/ queixa ou diagnóstico relatado	110	110	99	1	10	–
J68 : Afecções respiratórias devidas a inalação de prod. químicos, gases, fumaças e vapores	109	95	90	–	5	14
W22 : Impacto acidental ativo ou passivo causado por outros objetos	109	108	100	8	–	1
F40 : Transtornos fóbico-ansiosos	109	36	25	3	8	73
X23 : Contato com abelhas, vespas e vespões	108	108	106	2	–	–
M15 : Poliartrose	108	70	52	10	8	38
M84 : Transtornos da continuidade do osso	107	60	43	15	2	47
I84 : Hemorróidas	107	5	3	1	1	102
W27 : Contato com ferramentas manuais sem motor	107	107	107	–	–	–
Outras	15.627	12.435	9.149	2.503	783	3.192
Ignorado	778	68	47	15	6	710

Fonte: DATAPREV, CAT, SUB.
Nota: Os dados são preliminares, estando sujeitos a correções.

Capítulo 57 - Brasil e Grandes Regiões

57.11 - Quantidade de acidentes do trabalho, por situação de registro e motivo, segundo os 200 códigos da Classificação Internacional de Doenças - CID-10 mais incidentes, na Região Sudeste - 2014

(continua)

CID 10	QUANTIDADE DE ACIDENTES DO TRABALHO					
	Total	Com CAT Registrada				Sem CAT Registrada
		Total	Motivo			
			Típico	Trajeto	Doença do Trabalho	
TOTAL	**383.022**	**324.435**	**247.227**	**67.808**	**9.400**	**58.587**
S61 : Ferimento do punho e da mão	38.192	37.212	36.212	932	68	980
S62 : Fratura ao nível do punho e da mão	26.900	22.679	18.717	3.905	57	4.221
S60 : Traumatismo superficial do punho e da mão	20.882	20.449	17.999	2.410	40	433
S93 : Luxação, entorse e distensão das articulações e ligamentos ao nível do tornozelo e pé	18.473	17.425	11.480	5.907	38	1.048
M54 : Dorsalgia	14.283	7.585	5.777	1.180	628	6.698
S92 : Fratura do pé (exceto do tornozelo)	12.083	9.799	6.563	3.208	28	2.284
S82 : Fratura da perna, incluindo tornozelo	11.938	9.286	4.166	5.088	32	2.652
S80 : Traumatismo superficial da perna	11.262	10.895	6.743	4.124	28	367
S90 : Traumatismo superficial do tornozelo e do pé	10.260	9.976	7.659	2.303	14	284
M75 : Lesões do ombro	8.802	3.360	883	221	2.256	5.442
S52 : Fratura do antebraço	8.601	6.831	3.939	2.872	20	1.770
T14 : Traumatismo de região não especificada do corpo	8.272	8.160	5.986	2.158	16	112
Z20 : Contato com e exposição a doenças transmissíveis	7.801	7.797	7.726	10	61	4
S01 : Ferimento da cabeça	7.190	7.148	6.418	718	12	42
S42 : Fratura do ombro e do braço	5.470	4.313	1.518	2.775	20	1.157
S83 : Luxação, entorse e distensão das articulações e dos ligamentos do joelho	5.441	4.448	3.129	1.267	52	993
F43 : Reações ao "stress" grave e transtornos de adaptação	5.315	3.846	3.300	193	353	1.469
M65 : Sinovite e tenossinovite	5.212	2.047	800	180	1.067	3.165
S40 : Traumatismo superficial do ombro e do braço	4.562	4.426	2.872	1.538	16	136
S81 : Ferimento da perna	4.460	4.256	3.088	1.164	4	204
T07 : Traumatismos múltiplos não especificados	3.866	3.729	1.494	2.229	6	137
S50 : Traumatismo superficial do cotovelo e do antebraço	3.828	3.748	2.665	1.073	10	80
S91 : Ferimentos do tornozelo e do pé	3.705	3.505	2.954	546	5	200
M25 : Outros transtornos articulares não classificados em outra parte	3.574	2.814	1.979	781	54	760
S68 : Amputação traumática ao nível do punho e da mão	3.412	2.784	2.703	72	9	628
S51 : Ferimento do antebraço	3.362	3.277	2.949	322	6	85
S63 : Luxação, entorse e distensão das articulações e ligamentos ao nível do punho e da mão	3.337	3.089	2.504	567	18	248
S00 : Traumatismo superficial da cabeça	3.305	3.281	2.727	551	3	24
S43 : Luxação, entorse e distensão das articulações e dos ligamentos da cintura escapular	3.219	2.676	1.653	992	31	543
M51 : Outros transtornos de discos intervertebrais	2.855	1.017	395	50	572	1.838
T23 : Queimadura e corrosão do punho e da mão	2.851	2.779	2.753	19	7	72
M79 : Outros transtornos dos tecidos moles, não classificados em outra parte	2.283	2.027	1.472	508	47	256
T00 : Traumatismos superficiais envolvendo múltiplas regiões do corpo	2.214	2.178	929	1.245	4	36
G56 : Mononeuropatias dos membros superiores	2.153	531	88	6	437	1.622
T30 : Queimadura e corrosão, parte não especificada do corpo	2.121	2.025	1.990	31	4	96
M23 : Transtornos internos dos joelhos	2.099	998	664	262	72	1.101
Z65 : Problemas relacionados com outras circunstâncias psicossociais	2.078	2.075	2.047	27	1	3
S30 : Traumatismo superficial do abdome, do dorso e da pelve	2.070	2.008	1.464	538	6	62
T15 : Corpo estranho na parte externa do olho	2.059	2.046	1.994	43	9	13
F32 : Episódios depressivos	2.055	343	89	12	242	1.712
S20 : Traumatismo superficial do tórax	2.035	1.996	1.377	619	–	39
S32 : Fratura da coluna lombar e da pelve	2.024	1.636	942	686	8	388
S72 : Fratura do fêmur	2.006	1.557	608	946	3	449
S06 : Traumatismo intracraniano	1.961	1.715	1.026	679	10	246
F41 : Outros transtornos ansiosos	1.945	659	419	44	196	1.286
S70 : Traumatismo superficial do quadril e da coxa	1.882	1.841	1.277	559	5	41
S22 : Fratura de costela(s), esterno e coluna torácica	1.856	1.516	972	540	4	340
Z04 : Exame e observação por outras razões	1.819	1.817	1.708	92	17	2
M77 : Outras entesopatias	1.618	541	176	45	320	1.077
S41 : Ferimento do ombro e do braço	1.605	1.587	1.337	249	1	18
T11 : Outros traumatismos de membro superior, nível não especificado	1.579	1.553	1.308	235	10	26
S66 : Traumatismo de músculo e tendão ao nível do punho e da mão	1.572	1.188	1.090	89	9	384
T22 : Queimadura e corrosão do ombro e membro superior, exceto punho e mão	1.471	1.429	1.411	16	2	42
T13 : Outros traumatismos de membro inferior, nível não especificado	1.377	1.327	951	372	4	50
S02 : Fratura do crânio e dos ossos da face	1.373	1.209	778	429	2	164
S69 : Outros traumatismos e os não especificados do punho e da mão	1.356	1.298	1.170	119	9	58
S09 : Outros traumatismos da cabeça e os não especificados	1.345	1.310	983	325	2	35
S05 : Traumatismo do olho e da órbita ocular	1.265	1.159	1.104	54	1	106
Z57 : Exposição ocupacional a fatores de risco	1.193	1.192	1.170	3	19	1
T01 : Ferimentos envolvendo múltiplas regiões do corpo	1.173	1.153	612	539	2	20
W54 : Mordedura ou golpe provocado por cão	979	975	818	156	1	4
H16 : Ceratite	976	931	913	12	6	45
Z00 : Exame geral e investigação de pessoas sem queixas ou diagnóstico relatado	937	933	763	168	2	4
K40 : Hérnia inguinal	931	71	25	1	45	860
S71 : Ferimento do quadril e da coxa	926	888	782	105	1	38
S67 : Lesão por esmagamento do punho e da mão	926	845	819	26	–	81

Capítulo 57 - Brasil e Grandes Regiões

57.11 - Quantidade de acidentes do trabalho, por situação de registro e motivo, segundo os 200 códigos da Classificação Internacional de Doenças - CID-10 mais incidentes, na Região Sudeste - 2014

(continuação)

CID 10	QUANTIDADE DE ACIDENTES DO TRABALHO					
	Total	Com CAT Registrada				Sem CAT Registrada
		Total	Motivo			
			Típico	Trajeto	Doença do Trabalho	
T25 : Queimadura e corrosão do tornozelo e do pé	873	810	782	24	4	63
T20 : Queimadura e corrosão da cabeça e pescoço	842	825	817	7	1	17
M62 : Outros transtornos musculares	838	805	652	142	11	33
S33 : Luxação, entorse ou distensão das articulações e ligamentos da coluna lombar e pelve	821	791	626	149	16	30
Y60 : Corte, punção, perfuração ou hemorragia acidentais dur. prest. cuidados méd./cirúrg.	743	742	732	4	6	1
S99 : Outros traumatismos e os não especificados do tornozelo e do pé	699	675	511	163	1	24
H10 : Conjuntivite	690	651	640	6	5	39
R52 : Dor não classificada em outra parte	663	655	489	160	6	8
I83 : Varizes dos membros inferiores	659	39	26	3	10	620
T29 : Queimaduras e corrosões de múltiplas regiões do corpo	631	593	574	19	–	38
F33 : Transtorno depressivo recorrente	629	97	23	3	71	532
T24 : Queimadura e corrosão do quadril e membro inferior, exceto tornozelo e do pé	583	549	513	36	–	34
Y28 : Contato com objeto cortante ou penetrante, intenção não determinada	577	575	564	6	5	2
T26 : Queimadura e corrosão limitadas ao olho e seus anexos	571	560	555	4	1	11
S53 : Luxação, entorse e distensão das articulações e dos ligamentos do cotovelo	545	493	328	165	–	52
T81 : Complicações de procedimentos não classificadas em outra parte	524	520	510	7	3	4
S86 : Traumatismos de músculo e de tendão ao nível da perna	494	394	262	127	5	100
Z48 : Outro seguimento cirúrgico	493	490	452	34	4	3
W01 : Queda no mesmo nível por escorregão, tropeção ou passos em falsos [traspés]	484	482	375	105	2	2
T09 : Outros traumatismos de coluna e tronco, nível não especificado	479	473	310	161	2	6
S89 : Outros traumatismos e os não especificados da perna	475	458	290	168	–	17
W57 : Mordeduras e picadas de inseto e de outros artrópodes, não-venenosos	459	459	437	20	2	–
H90 : Perda de audição por transtorno de condução e/ou neuro-sensorial	434	413	99	–	314	21
V29 : Motociclista traumat. em outros acid. de transporte/acid de transporte não especif.	413	410	53	357	–	3
Y69 : Acidente não especificado durante a prestação de cuidado médico e cirúrgico	403	402	401	–	1	1
M99 : Lesões biomecânicas não classificadas em outra parte	397	344	246	89	9	53
M50 : Transtornos dos discos cervicais	385	214	54	30	130	171
T06 : Outros traumatismos envolvendo regiões múltiplas do corpo, não class. em outra parte	377	369	167	202	–	8
S13 : Luxação, entorse ou distensão das articulações e dos ligamentos do pescoço	375	365	250	112	3	10
T21 : Queimadura e corrosão do tronco	373	342	338	4	–	31
K42 : Hérnia umbilical	372	28	7	–	21	344
S31 : Ferimento do abdome, do dorso e da pelve	350	330	274	54	2	20
V89 : Acidente com um veículo a motor ou não-motorizado, tipo(s) de veículo(s) não espec.	348	347	79	268	–	1
S10 : Traumatismo superficial do pescoço	339	334	212	120	2	5
S46 : Traumatismo de tendão e músculo ao nível do ombro e do braço	336	271	221	39	11	65
W45 : Penetração de corpo ou objeto estranho através da pele	329	327	321	6	–	2
M17 : Gonartrose [artrose do joelho]	325	51	36	7	8	274
T31 : Queimaduras classificadas segundo a extensão da superfície corporal atingida	320	301	293	6	2	19
M70 : Transtornos dos tecidos moles relacionados com o uso, uso excessivo e pressão	314	197	84	21	92	117
S56 : Traumatismo do músculo e tendão ao nível do antebraço	313	277	237	39	1	36
M53 : Outras dorsopatias não classificadas em outra parte	313	157	81	21	55	156
T02 : Fraturas envolvendo múltiplas regiões do corpo	306	261	118	139	4	45
H83 : Outros transtornos do ouvido interno	306	297	36	–	261	9
V01 : Pedestre traumatizado em colisão com um veículo a pedal	302	302	130	172	–	–
S59 : Outros traumatismos do antebraço e os não especificados	296	288	218	70	–	8
S98 : Amputação traumática do tornozelo e do pé	296	235	207	26	2	61
S64 : Traumatismo de nervos ao nível do punho e da mão	289	246	221	20	5	43
V87 : Acidente de trânsito de tipo especif, mas desconhecido modo de transporte da vítima	288	284	74	210	–	4
H57 : Outros transtornos do olho e anexos	284	280	272	6	2	4
T63 : Efeito tóxico de contato com animais venenosos	282	240	230	8	2	42
S29 : Outros traumatismos do tórax e os não especificados	281	258	174	84	–	23
V09 : Pedestre traumatizado em outros acidentes de transporte e acid. de transp. não espec.	274	274	84	188	2	–
Y04 : Agressão por meio de força corporal	272	271	232	38	1	1
S21 : Ferimento do tórax	263	255	202	52	1	8
M22 : Transtornos da rótula [patela]	263	132	69	32	31	131
X99 : Agressão por meio de objeto cortante ou penetrante	262	260	242	16	2	2
T92 : Seqüelas de traumatismos do membro superior	261	67	57	10	–	194
W19 : Queda sem especificação	250	247	160	87	–	3
S49 : Outros traumatismos e os não especificados do ombro e do braço	249	238	175	62	1	11
S12 : Fratura do pescoço	242	201	102	98	1	41
S36 : Traumatismo de órgãos intra-abdominais	233	186	86	100	–	47
F31 : Transtorno afetivo bipolar	232	34	4	–	30	198
T93 : Seqüelas de traumatismos do membro inferior	231	67	38	27	2	164
L23 : Dermatites alérgicas de contato	229	110	63	2	45	119
S14 : Traumatismo de nervos e da medula espinhal ao nível cervical	228	201	117	83	1	27
V23 : Motociclista traumatizado em colisão c/ automóvel [carro], "pick up" ou caminhonete	228	226	30	195	1	2
V28 : Motociclista traumatizado em um acidente de transporte sem colisão	223	223	28	193	2	–
R10 : Dor abdominal e pélvica	222	212	135	65	12	10

Capítulo 57 - Brasil e Grandes Regiões

57.11 - Quantidade de acidentes do trabalho, por situação de registro e motivo, segundo os 200 códigos da Classificação Internacional de Doenças - CID-10 mais incidentes, na Região Sudeste - 2014

(conclusão)

CID 10	QUANTIDADE DE ACIDENTES DO TRABALHO					
	Total	Com CAT Registrada				Sem CAT Registrada
		Total	Motivo			
			Típico	Trajeto	Doença do Trabalho	
M19 : Outras artroses	221	69	38	16	15	152
R69 : Causas desconhecidas e não especificadas de morbidade	218	217	179	38	–	1
T78 : Efeitos adversos não classificados em outra parte	215	198	183	2	13	17
H11 : Outros transtornos da conjuntiva	214	208	196	12	–	6
R51 : Cefaléia	210	207	156	49	2	3
S96 : Traumatismos do músculo e tendão ao nível do tornozelo e do pé	207	168	116	52	–	39
W10 : Queda em ou de escadas ou degraus	197	192	170	22	–	5
W50 : Golpe, pancada, pontapé, mordedura ou escoriação infligidos por outra pessoa	192	192	143	49	–	–
M66 : Ruptura espontânea de sinóvia e de tendão	189	149	99	37	13	40
L02 : Abscesso cutâneo, furúnculo e antraz	180	152	133	13	6	28
A15 : Tuberculose respiratória, com confirmação bacteriológica e histológica	175	26	5	–	21	149
S97 : Lesão por esmagamento do tornozelo e do pé	174	159	135	24	–	15
M24 : Outras transtornos articulares específicos	172	117	72	39	6	55
W18 : Outras quedas no mesmo nível	170	170	125	45	–	–
K25 : Úlcera gástrica	166	166	152	13	1	–
S39 : Outros traumatismos e os não especificados do abdome, do dorso e da pelve	166	150	96	54	–	16
M96 : Transtornos osteomusculares pós-procedimentos não classificados em outra parte	165	156	125	24	7	9
J45 : Asma	163	33	17	–	16	130
T03 : Luxações, entorses e distensões envolvendo regiões múltiplas do corpo	161	158	91	67	–	3
S65 : Traumatismo de vasos sangüíneos ao nível do punho e da mão	160	159	149	9	1	1
M76 : Entesopatias dos membros inferiores, excluindo pé	160	94	56	17	21	66
Z03 : Observação e avaliação médica por doenças e afecções suspeitas	155	85	67	15	3	70
H44 : Transtornos do globo ocular	154	147	146	1	–	7
S11 : Ferimento do pescoço	144	138	106	31	1	6
T10 : Fratura do membro superior, nível não especificado	142	126	87	39	–	16
S73 : Luxação, entorse e distensão da articulação e dos ligamentos do quadril	142	118	67	49	2	24
T65 : Efeito tóxico de outras substâncias e as não especificadas	141	139	136	–	3	2
I10 : Hipertensão essencial (primária)	140	36	27	8	1	104
M71 : Outras bursopatias	138	55	32	–	23	83
S76 : Traumatismo de músculo e de tendão ao nível do quadril e da coxa	136	111	75	36	–	25
R07 : Dor de garganta e no peito	136	136	98	34	4	–
R57 : Choque não classificado em outra parte	133	132	115	16	1	1
Z01 : Outros exames e investigações especiais de pessoas s/ queixa ou diagnóstico relatado	132	132	110	3	19	–
M16 : Coxartrose [artrose do quadril]	132	24	16	1	7	108
H18 : Outros transtornos da córnea	131	125	121	4	–	6
T75 : Efeitos de outras causas externas	131	128	123	3	2	3
W87 : Exposição a corrente elétrica não especificada	130	127	127	–	–	3
T04 : Traumatismos por esmagamento envolvendo múltiplas regiões do corpo	130	127	88	39	–	3
S23 : Luxação, entorse e distensão de articulações e dos ligamentos do tórax	129	128	104	24	–	1
T98 : Seqüelas de outros efeitos de causas externas e dos não especificados	129	39	32	6	1	90
T08 : Fratura da coluna, nível não especificado	128	114	75	39	–	14
W17 : Outras quedas de um nível a outro	126	124	97	27	–	2
W22 : Impacto acidental ativo ou passivo causado por outros objetos	125	122	113	7	2	3
F40 : Transtornos fóbico-ansiosos	125	52	40	4	8	73
S94 : Traumatismo dos nervos ao nível do tornozelo e do pé	123	114	86	27	1	9
L24 : Dermatites de contato por irritantes	120	90	69	–	21	30
W27 : Contato com ferramentas manuais sem motor	120	120	119	1	–	–
S79 : Outros traumatismos e os não especificados do quadril e da coxa	120	110	74	36	–	10
S19 : Outros traumatismos do pescoço e os não especificados	120	113	61	52	–	7
M20 : Deformidades adquiridas dos dedos das mãos e dos pés	119	69	55	9	5	50
F10 : Transtornos mentais e comportamentais devidos ao uso de álcool	119	9	7	1	1	110
S03 : Luxação, entorse ou distensão das articulações e dos ligamentos da cabeça	119	108	83	25	–	11
R45 : Sintomas e sinais relativos ao estado emocional	117	117	87	28	2	–
A09 : Diarréia e gastroenterite de origem infecciosa presumível	116	115	68	1	46	1
M15 : Poliartrose	113	75	46	15	14	38
J68 : Afecções respiratórias devidas a inalação de prod. químicos, gases, fumaças e vapores	113	105	101	–	4	8
T12 : Fratura do membro inferior, nível não especificado	112	95	45	50	–	17
Y64 : Medicamentos ou substâncias biológicas contaminados	111	111	110	–	1	–
V19 : Ciclista traumatizado em outros acidentes de transp e acidentes de transp não especif.	109	108	22	85	1	1
Y65 : Outros acidentes durante a prestação de cuidados médicos e cirúrgicos	109	109	108	–	1	–
M43 : Outras dorsopatias deformantes	109	79	51	18	10	30
L98 : Outras afecções da pele e do tecido subcutâneo não classificadas em outra parte	109	94	82	10	2	15
T90 : Seqüelas de traumatismo da cabeça	109	87	62	25	–	22
I21 : Infarto agudo do miocárdio	108	34	16	4	14	74
Z47 : Outros cuidados de seguimento ortopédico	108	104	80	24	–	4
M67 : Outros transtornos das sinóvias e dos tendões	108	66	47	9	10	42
Outras	15.021	12.016	8.802	2.400	814	3.005
Ignorado	851	78	56	14	8	773

Fonte: DATAPREV, CAT, SUB.
Nota: Os dados são preliminares, estando sujeitos a correções.

Capítulo 57 - Brasil e Grandes Regiões

57.12 - Quantidade de acidentes do trabalho, por situação de registro e motivo, segundo os 200 códigos da Classificação Internacional de Doenças - CID-10 mais incidentes, na Região Sudeste - 2015

(continua)

CID 10	QUANTIDADE DE ACIDENTES DO TRABALHO					
	Total	Com CAT Registrada				Sem CAT Registrada
		Total	Motivo			
			Típico	Trajeto	Doença do Trabalho	
TOTAL	**330.310**	**287.083**	**218.288**	**61.882**	**6.913**	**43.227**
S61 : Ferimento do punho e da mão	33.747	33.078	32.175	851	52	669
S62 : Fratura ao nível do punho e da mão	21.208	17.972	14.704	3.211	57	3.236
S60 : Traumatismo superficial do punho e da mão	17.731	17.414	15.154	2.221	39	317
S93 : Luxação, entorse e distensão das articulações e ligamentos ao nível do tornozelo e pé	16.831	15.966	10.467	5.470	29	865
M54 : Dorsalgia	11.125	6.615	5.009	1.162	444	4.510
S80 : Traumatismo superficial da perna	10.257	9.989	6.046	3.931	12	268
S92 : Fratura do pé (exceto do tornozelo)	10.108	8.310	5.587	2.703	20	1.798
S82 : Fratura da perna, incluindo tornozelo	10.073	7.785	3.488	4.274	23	2.288
S90 : Traumatismo superficial do tornozelo e do pé	9.402	9.191	6.942	2.243	6	211
Z20 : Contato com e exposição a doenças transmissíveis	8.539	8.533	8.448	9	76	6
S52 : Fratura do antebraço	7.494	5.975	3.402	2.562	11	1.519
T14 : Traumatismo de região não especificada do corpo	7.435	7.347	5.359	1.974	14	88
M75 : Lesões do ombro	6.536	2.384	685	203	1.496	4.152
S01 : Ferimento da cabeça	6.304	6.280	5.633	637	10	24
F43 : Reações ao "stress" grave e transtornos de adaptação	6.018	4.840	4.389	165	286	1.178
S42 : Fratura do ombro e do braço	4.839	3.844	1.352	2.481	11	995
S83 : Luxação, entorse e distensão das articulações e dos ligamentos do joelho	4.825	3.996	2.786	1.165	45	829
S40 : Traumatismo superficial do ombro e do braço	4.182	4.084	2.574	1.497	13	98
S81 : Ferimento da perna	3.943	3.795	2.748	1.042	5	148
M65 : Sinovite e tenossinovite	3.723	1.653	654	159	840	2.070
T07 : Traumatismos múltiplos não especificados	3.554	3.488	1.446	2.035	7	66
S50 : Traumatismo superficial do cotovelo e do antebraço	3.544	3.486	2.475	1.008	3	58
M25 : Outros transtornos articulares não classificados em outra parte	3.359	2.850	2.017	800	33	509
S91 : Ferimentos do tornozelo e do pé	3.136	2.983	2.518	457	8	153
S51 : Ferimento do antebraço	3.043	2.990	2.636	349	5	53
S00 : Traumatismo superficial da cabeça	2.934	2.913	2.397	510	6	21
S63 : Luxação, entorse e distensão das articulações e ligamentos ao nível do punho e da mão	2.868	2.626	2.146	470	10	242
S68 : Amputação traumática ao nível do punho e da mão	2.755	2.238	2.166	64	8	517
S43 : Luxação, entorse e distensão das articulações e dos ligamentos da cintura escapular	2.670	2.263	1.378	859	26	407
T23 : Queimadura e corrosão do punho e da mão	2.564	2.515	2.486	23	6	49
M79 : Outros transtornos dos tecidos moles, não classificados em outra parte	2.130	1.984	1.410	531	43	146
M51 : Outros transtornos de discos intervertebrais	2.048	699	253	38	408	1.349
T00 : Traumatismos superficiais envolvendo múltiplas regiões do corpo	2.013	1.995	863	1.130	2	18
Z04 : Exame e observação por outras razões	1.781	1.780	1.694	67	19	1
T30 : Queimadura e corrosão, parte não especificada do corpo	1.762	1.691	1.654	34	3	71
S70 : Traumatismo superficial do quadril e da coxa	1.754	1.715	1.102	609	4	39
S30 : Traumatismo superficial do abdome, do dorso e da pelve	1.745	1.709	1.236	466	7	36
S20 : Traumatismo superficial do tórax	1.681	1.652	1.126	521	5	29
M23 : Transtornos internos dos joelhos	1.680	743	481	201	61	937
T15 : Corpo estranho na parte externa do olho	1.641	1.636	1.606	26	4	5
S06 : Traumatismo intracraniano	1.617	1.424	849	569	6	193
G56 : Mononeuropatias dos membros superiores	1.608	345	66	10	269	1.263
S72 : Fratura do fêmur	1.585	1.195	461	733	1	390
F41 : Outros transtornos ansiosos	1.555	505	276	47	182	1.050
S32 : Fratura da coluna lombar e da pelve	1.553	1.237	730	503	4	316
F32 : Episódios depressivos	1.540	287	73	8	206	1.253
S22 : Fratura de costela(s), esterno e coluna torácica	1.529	1.253	799	453	1	276
T11 : Outros traumatismos de membro superior, nível não especificado	1.442	1.414	1.159	246	9	28
T22 : Queimadura e corrosão do ombro e membro superior, exceto punho e mão	1.325	1.294	1.274	16	4	31
S41 : Ferimento do ombro e do braço	1.307	1.291	1.079	211	1	16
Z57 : Exposição ocupacional a fatores de risco	1.250	1.250	1.240	4	6	–
S09 : Outros traumatismos da cabeça e os não especificados	1.227	1.211	900	309	2	16
S66 : Traumatismo de músculo e tendão ao nível do punho e da mão	1.213	909	832	71	6	304
S02 : Fratura do crânio e dos ossos da face	1.142	1.031	629	400	2	111
S69 : Outros traumatismos e os não especificados do punho e da mão	1.133	1.083	980	96	7	50
T13 : Outros traumatismos de membro inferior, nível não especificado	1.130	1.098	734	359	5	32
S05 : Traumatismo do olho e da órbita ocular	1.126	1.052	991	59	2	74
M77 : Outras entesopatias	1.118	412	146	37	229	706
Z65 : Problemas relacionados com outras circunstâncias psicossociais	1.105	1.105	1.095	9	1	–
T01 : Ferimentos envolvendo múltiplas regiões do corpo	1.081	1.065	542	521	2	16
Z00 : Exame geral e investigação de pessoas sem queixas ou diagnóstico relatado	1.032	1.029	824	202	3	3
W54 : Mordedura ou golpe provocado por cão	1.030	1.027	843	181	3	3
R52 : Dor não classificada em outra parte	890	885	659	223	3	5
M62 : Outros transtornos musculares	834	793	596	189	8	41
T25 : Queimadura e corrosão do tornozelo e do pé	770	728	713	12	3	42
S71 : Ferimento do quadril e da coxa	757	737	643	93	1	20

Capítulo 57 - Brasil e Grandes Regiões

57.12 - Quantidade de acidentes do trabalho, por situação de registro e motivo, segundo os 200 códigos da Classificação Internacional de Doenças - CID-10 mais incidentes, na Região Sudeste - 2015

(continuação)

CID 10	QUANTIDADE DE ACIDENTES DO TRABALHO					
	Total	Com CAT Registrada				Sem CAT Registrada
		Total	Motivo			
			Típico	Trajeto	Doença do Trabalho	
S67 : Lesão por esmagamento do punho e da mão	753	708	682	22	4	45
H16 : Ceratite	746	727	719	8	–	19
T20 : Queimadura e corrosão da cabeça e pescoço	729	721	712	9	–	8
S33 : Luxação, entorse ou distensão das articulações e ligamentos da coluna lombar e pelve	689	647	519	110	18	42
Y60 : Corte, punção, perfuração ou hemorragia acidentais dur. prest. cuidados méd./cirúrg.	678	678	667	4	7	–
K40 : Hérnia inguinal	647	73	28	2	43	574
S99 : Outros traumatismos e os não especificados do tornozelo e do pé	579	550	378	170	2	29
V29 : Motociclista traumat. em outros acid. de transporte/acid de transporte não especif.	570	566	56	509	1	4
W01 : Queda no mesmo nível por escorregão, tropeção ou passos em falsos [traspés]	566	564	403	159	2	2
Y28 : Contato com objeto cortante ou penetrante, intenção não determinada	542	541	532	5	4	1
H10 : Conjuntivite	535	522	505	12	5	13
T29 : Queimaduras e corrosões de múltiplas regiões do corpo	530	502	497	4	1	28
S53 : Luxação, entorse e distensão das articulações e dos ligamentos do cotovelo	521	470	329	141	–	51
T24 : Queimadura e corrosão do quadril e membro inferior, exceto tornozelo e do pé	503	487	461	24	2	16
T26 : Queimadura e corrosão limitadas ao olho e seus anexos	492	487	486	–	1	5
F33 : Transtorno depressivo recorrente	479	81	24	3	54	398
Z48 : Outro seguimento cirúrgico	479	478	441	35	2	1
T09 : Outros traumatismos de coluna e tronco, nível não especificado	478	472	317	154	1	6
T81 : Complicações de procedimentos não classificadas em outra parte	471	470	461	6	3	1
S86 : Traumatismos de músculo e de tendão ao nível da perna	431	361	255	105	1	70
W57 : Mordeduras e picadas de inseto e de outros artrópodes, não-venenosos	431	431	418	10	3	–
I83 : Varizes dos membros inferiores	411	30	15	1	14	381
S13 : Luxação, entorse ou distensão das articulações e dos ligamentos do pescoço	369	358	223	134	1	11
T21 : Queimadura e corrosão do tronco	368	354	347	6	1	14
S89 : Outros traumatismos e os não especificados da perna	358	343	212	130	1	15
Y04 : Agressão por meio de força corporal	352	348	293	54	1	4
V87 : Acidente de trânsito de tipo especif, mas desconhecido modo de transporte da vítima	346	345	81	263	1	1
H90 : Perda de audição por transtorno de condução e/ou neuro-sensorial	344	332	87	1	244	12
Y69 : Acidente não especificado durante a prestação de cuidado médico e cirúrgico	343	343	343	–	–	–
M99 : Lesões biomecânicas não classificadas em outra parte	323	283	204	77	2	40
W45 : Penetração de corpo ou objeto estranho através da pele	319	318	314	4	–	1
T06 : Outros traumatismos envolvendo regiões múltiplas do corpo, não class. em outra parte	315	307	134	173	–	8
H57 : Outros transtornos do olho e anexos	313	312	302	9	1	1
S31 : Ferimento do abdome, do dorso e da pelve	290	270	226	44	–	20
X99 : Agressão por meio de objeto cortante ou penetrante	287	286	261	20	5	1
T02 : Fraturas envolvendo múltiplas regiões do corpo	286	245	107	138	–	41
T31 : Queimaduras classificadas segundo a extensão da superfície corporal atingida	282	270	265	5	–	12
H83 : Outros transtornos do ouvido interno	282	279	37	4	238	3
V89 : Acidente com um veículo a motor ou não-motorizado, tipo(s) de veículo(s) não espec.	277	277	62	215	–	–
S46 : Traumatismo de tendão e músculo ao nível do ombro e do braço	275	222	169	45	8	53
M50 : Transtornos dos discos cervicais	274	161	56	17	88	113
V09 : Pedestre traumatizado em outros acidentes de transporte e acid. de transp. não espec.	265	264	68	194	2	1
S10 : Traumatismo superficial do pescoço	262	256	173	83	–	6
S59 : Outros traumatismos do antebraço e os não especificados	259	252	190	62	–	7
S29 : Outros traumatismos do tórax e os não especificados	254	249	174	75	–	5
V01 : Pedestre traumatizado em colisão com um veículo a pedal	245	243	89	153	1	2
V23 : Motociclista traumatizado em colisão c/ automóvel [carro], "pick up" ou caminhonete	237	236	20	215	1	1
S56 : Traumatismo do músculo e tendão ao nível do antebraço	234	211	184	26	1	23
K42 : Hérnia umbilical	233	19	6	–	13	214
S49 : Outros traumatismos e os não especificados do ombro e do braço	232	222	147	73	2	10
W10 : Queda em ou de escadas ou degraus	231	227	198	29	–	4
M17 : Gonartrose [artrose do joelho]	230	52	30	13	9	178
W19 : Queda sem especificação	228	228	162	66	–	–
V28 : Motociclista traumatizado em um acidente de transporte sem colisão	227	226	23	203	–	1
M70 : Transtornos dos tecidos moles relacionados com o uso, uso excessivo e pressão	224	146	59	21	66	78
T63 : Efeito tóxico de contato com animais venenosos	219	192	189	3	–	27
T92 : Seqüelas de traumatismos do membro superior	214	77	57	18	2	137
M53 : Outras dorsopatias não classificadas em outra parte	210	121	64	18	39	89
R10 : Dor abdominal e pélvica	208	198	127	67	4	10
S21 : Ferimento do tórax	204	196	155	41	–	8
R51 : Cefaléia	199	198	139	56	3	1
S64 : Traumatismo de nervos ao nível do punho e da mão	197	164	151	13	–	33
M22 : Transtornos da rótula [patela]	195	88	42	29	17	107
S98 : Amputação traumática do tornozelo e do pé	193	138	116	21	1	55
S14 : Traumatismo de nervos e da medula espinhal ao nível cervical	191	180	107	73	–	11
R69 : Causas desconhecidas e não especificadas de morbidade	188	187	154	32	1	1
F31 : Transtorno afetivo bipolar	188	13	3	1	9	175
S96 : Traumatismos do músculo e tendão ao nível do tornozelo e do pé	188	151	104	47	–	37

Capítulo 57 - Brasil e Grandes Regiões

57.12 - Quantidade de acidentes do trabalho, por situação de registro e motivo, segundo os 200 códigos da Classificação Internacional de Doenças - CID-10 mais incidentes, na Região Sudeste - 2015

(conclusão)

CID 10	QUANTIDADE DE ACIDENTES DO TRABALHO					
	Total	Com CAT Registrada				Sem CAT Registrada
		Total	Motivo			
			Típico	Trajeto	Doença do Trabalho	
S12 : Fratura do pescoço	186	141	73	68	–	45
W87 : Exposição a corrente elétrica não especificada	186	184	182	1	1	2
T93 : Seqüelas de traumatismos do membro inferior	185	66	39	25	2	119
M66 : Ruptura espontânea de sinóvia e de tendão	185	142	86	29	27	43
T78 : Efeitos adversos não classificados em outra parte	179	171	161	4	6	8
M96 : Transtornos osteomusculares pós-procedimentos não classificados em outra parte	172	164	112	48	4	8
W50 : Golpe, pancada, pontapé, mordedura ou escoriação infligidos por outra pessoa	170	170	139	30	1	–
L23 : Dermatites alérgicas de contato	170	93	60	1	32	77
S36 : Traumatismo de órgãos intra-abdominais	166	130	62	68	–	36
S97 : Lesão por esmagamento do tornozelo e do pé	163	154	130	23	1	9
M24 : Outras transtornos articulares específicos	163	123	84	29	10	40
H11 : Outros transtornos da conjuntiva	155	154	148	4	2	1
Y09 : Agressão por meios não especificados	154	153	133	19	1	1
T03 : Luxações, entorses e distensões envolvendo regiões múltiplas do corpo	151	151	101	49	1	–
M19 : Outras artroses	151	50	26	10	14	101
S11 : Ferimento do pescoço	149	147	113	34	–	2
S39 : Outros traumatismos e os não especificados do abdome, do dorso e da pelve	149	144	90	53	1	5
H44 : Transtornos do globo ocular	144	136	135	1	–	8
Y64 : Medicamentos ou substâncias biológicas contaminados	138	138	137	1	–	–
M20 : Deformidades adquiridas dos dedos das mãos e dos pés	138	91	78	12	1	47
L02 : Abscesso cutâneo, furúnculo e antraz	137	121	106	12	3	16
S23 : Luxação, entorse e distensão de articulações e dos ligamentos do tórax	137	130	99	30	1	7
T08 : Fratura da coluna, nível não especificado	137	115	77	37	1	22
S65 : Traumatismo de vasos sangüíneos ao nível do punho e da mão	132	126	116	10	–	6
W18 : Outras quedas no mesmo nível	130	130	84	45	1	–
Z54 : Convalescença	128	128	98	28	2	–
H18 : Outros transtornos da córnea	128	122	118	4	–	6
S73 : Luxação, entorse e distensão da articulação e dos ligamentos do quadril	125	110	69	41	–	15
R07 : Dor de garganta e no peito	125	122	91	30	1	3
T10 : Fratura do membro superior, nível não especificado	122	109	71	38	–	13
S76 : Traumatismo de músculo e de tendão ao nível do quadril e da coxa	122	105	71	33	1	17
A15 : Tuberculose respiratória, com confirmação bacteriológica e histológica	118	16	2	–	14	102
Z01 : Outros exames e investigações especiais de pessoas s/ queixa ou diagnóstico relatado	116	116	111	2	3	–
J68 : Afecções respiratórias devidas a inalação de prod. químicos, gases, fumaças e vapores	116	113	111	1	1	3
R45 : Sintomas e sinais relativos ao estado emocional	114	112	92	20	–	2
F40 : Transtornos fóbico-ansiosos	113	55	37	8	10	58
W17 : Outras quedas de um nível a outro	112	112	87	24	1	–
T90 : Seqüelas de traumatismo da cabeça	111	95	70	25	–	16
Z91 : História pessoal de fatores de risco, não classificados em outra parte	109	109	84	25	–	–
R57 : Choque não classificado em outra parte	107	106	91	15	–	1
Z47 : Outros cuidados de seguimento ortopédico	106	105	76	28	1	1
S03 : Luxação, entorse ou distensão das articulações e dos ligamentos da cabeça	106	97	68	29	–	9
W27 : Contato com ferramentas manuais sem motor	105	105	104	1	–	–
S94 : Traumatismo dos nervos ao nível do tornozelo e do pé	105	97	70	27	–	8
T65 : Efeito tóxico de outras substâncias e as não especificadas	105	102	100	1	1	3
T59 : Efeito tóxico de outros gases, fumaças e vapores	105	104	102	–	2	1
T75 : Efeitos de outras causas externas	103	99	96	2	1	4
T04 : Traumatismos por esmagamento envolvendo múltiplas regiões do corpo	102	100	68	32	–	2
Z02 : Exame médico e consulta com finalidades administrativas	99	99	90	7	2	–
Y65 : Outros acidentes durante a prestação de cuidados médicos e cirúrgicos	99	99	99	–	–	–
M76 : Entesopatias dos membros inferiores, excluindo pé	98	62	40	13	9	36
K25 : Úlcera gástrica	98	98	87	11	–	–
I21 : Infarto agudo do miocárdio	98	39	15	3	21	59
J45 : Asma	98	28	17	–	11	70
L98 : Outras afecções da pele e do tecido subcutâneo não classificadas em outra parte	97	81	69	12	–	16
X23 : Contato com abelhas, vespas e vespões	97	97	95	2	–	–
F10 : Transtornos mentais e comportamentais devidos ao uso de álcool	96	10	4	–	6	86
S79 : Outros traumatismos e os não especificados do quadril e da coxa	96	93	61	32	–	3
W20 : Impacto causado por objeto lançado, projetado ou em queda	94	93	87	6	–	1
M67 : Outros transtornos das sinóvias e dos tendões	94	69	46	12	11	25
A09 : Diarréia e gastroenterite de origem infecciosa presumível	93	93	86	1	6	–
Z03 : Observação e avaliação médica por doenças e afecções suspeitas	93	64	53	11	–	29
M93 : Outras osteocondropatias	92	82	56	23	3	10
S27 : Traumatismo de outros órgãos intratorácicos e dos não especificados	92	84	45	38	1	8
W22 : Impacto acidental ativo ou passivo causado por outros objetos	92	90	86	2	2	2
W44 : Penetração de corpo estranho no ou através de olho ou orifício natural	92	91	89	2	–	1
Outras	12.675	10.366	7.275	2.453	638	2.309
Ignorado	288	62	46	14	2	226

Fonte: DATAPREV, CAT, SUB.

Nota: Os dados são preliminares, estando sujeitos a correções.

Capítulo 57 - Brasil e Grandes Regiões

57.13 - Quantidade de acidentes do trabalho, por situação de registro e motivo, segundo os 200 códigos da Classificação Internacional de Doenças - CID-10 mais incidentes, na Região Sul - 2013

(continua)

CID 10	QUANTIDADE DE ACIDENTES DO TRABALHO					
	Total	Com CAT Registrada				Sem CAT Registrada
		Total	Motivo			
			Típico	Trajeto	Doença do Trabalho	
TOTAL	**159.272**	**114.325**	**91.072**	**20.097**	**3.156**	**44.947**
S61 : Ferimento do punho e da mão	15.968	14.144	13.851	275	18	1.824
S62 : Fratura ao nível do punho e da mão	11.008	8.302	7.143	1.148	11	2.706
M54 : Dorsalgia	8.736	2.533	2.128	245	160	6.203
S60 : Traumatismo superficial do punho e da mão	6.969	6.620	6.118	491	11	349
M75 : Lesões do ombro	6.831	1.399	495	81	823	5.432
S93 : Luxação, entorse e distensão das articulações e ligamentos ao nível do tornozelo e pé	5.455	4.805	3.538	1.259	8	650
S82 : Fratura da perna, incluindo tornozelo	5.333	3.370	1.608	1.734	28	1.963
S92 : Fratura do pé (exceto do tornozelo)	4.548	3.181	2.461	713	7	1.367
S52 : Fratura do antebraço	4.385	2.844	1.747	1.090	7	1.541
S80 : Traumatismo superficial da perna	3.866	3.577	2.379	1.194	4	289
S90 : Traumatismo superficial do tornozelo e do pé	3.545	3.339	2.798	538	3	206
S42 : Fratura do ombro e do braço	2.607	1.723	665	1.057	1	884
S83 : Luxação, entorse e distensão das articulações e dos ligamentos do joelho	2.560	1.788	1.357	417	14	772
S68 : Amputação traumática ao nível do punho e da mão	2.488	1.595	1.571	21	3	893
T15 : Corpo estranho na parte externa do olho	2.471	2.459	2.450	7	2	12
S01 : Ferimento da cabeça	2.443	2.352	2.109	240	3	91
M65 : Sinovite e tenossinovite	2.370	771	334	23	414	1.599
S81 : Ferimento da perna	2.096	1.680	1.188	491	1	416
G56 : Mononeuropatias dos membros superiores	1.995	312	37	2	273	1.683
S91 : Ferimentos do tornozelo e do pé	1.963	1.449	1.262	184	3	514
T07 : Traumatismos múltiplos não especificados	1.664	1.527	837	686	4	137
Z20 : Contato com e exposição a doenças transmissíveis	1.637	1.637	1.632	1	4	–
S40 : Traumatismo superficial do ombro e do braço	1.607	1.514	1.071	440	3	93
M77 : Outras entesopatias	1.481	364	109	20	235	1.117
S50 : Traumatismo superficial do cotovelo e do antebraço	1.417	1.354	1.044	308	2	63
S51 : Ferimento do antebraço	1.381	1.266	1.147	118	1	115
S22 : Fratura de costela(s), esterno e coluna torácica	1.338	775	548	226	1	563
S63 : Luxação, entorse e distensão das articulações e ligamentos ao nível do punho e da mão	1.315	1.129	977	148	4	186
S43 : Luxação, entorse e distensão das articulações e dos ligamentos da cintura escapular	1.284	926	553	364	9	358
M25 : Outros transtornos articulares não classificados em outra parte	1.251	763	569	163	31	488
M51 : Outros transtornos de discos intervertebrais	1.209	232	121	15	96	977
S00 : Traumatismo superficial da cabeça	1.169	1.153	948	203	2	16
T14 : Traumatismo de região não especificada do corpo	1.154	1.104	841	260	3	50
F43 : Reações ao "stress" grave e transtornos de adaptação	1.140	676	494	42	140	464
S72 : Fratura do fêmur	1.102	751	270	480	1	351
T23 : Queimadura e corrosão do punho e da mão	1.075	1.031	1.025	6	–	44
Z57 : Exposição ocupacional a fatores de risco	1.051	1.049	1.046	–	3	2
M23 : Transtornos internos dos joelhos	989	355	270	76	9	634
S32 : Fratura da coluna lombar e da pelve	987	657	421	232	4	330
S20 : Traumatismo superficial do tórax	940	836	613	223	–	104
S66 : Traumatismo de músculo e tendão ao nível do punho e da mão	915	572	537	31	4	343
F32 : Episódios depressivos	912	137	32	7	98	775
S06 : Traumatismo intracraniano	907	700	427	273	–	207
T00 : Traumatismos superficiais envolvendo múltiplas regiões do corpo	804	763	353	409	1	41
S67 : Lesão por esmagamento do punho e da mão	796	689	671	18	–	107
S30 : Traumatismo superficial do abdome, do dorso e da pelve	775	741	586	154	1	34
S70 : Traumatismo superficial do quadril e da coxa	716	664	484	178	2	52
M79 : Outros transtornos dos tecidos moles, não classificados em outra parte	684	487	372	95	20	197
K40 : Hérnia inguinal	676	58	37	–	21	618
W54 : Mordedura ou golpe provocado por cão	671	663	590	73	–	8
S05 : Traumatismo do olho e da órbita ocular	618	520	498	22	–	98
S41 : Ferimento do ombro e do braço	587	537	436	100	1	50
Y64 : Medicamentos ou substâncias biológicas contaminados	563	563	561	2	–	–
S02 : Fratura do crânio e dos ossos da face	561	424	279	144	1	137
T22 : Queimadura e corrosão do ombro e membro superior, exceto punho e mão	559	536	530	2	4	23
S69 : Outros traumatismos e os não especificados do punho e da mão	531	462	434	28	–	69
Y69 : Acidente não especificado durante a prestação de cuidado médico e cirúrgico	499	499	499	–	–	–
T30 : Queimadura e corrosão, parte não especificada do corpo	484	442	438	4	–	42
M62 : Outros transtornos musculares	473	429	370	54	5	44
T01 : Ferimentos envolvendo múltiplas regiões do corpo	468	422	213	209	–	46
F41 : Outros transtornos ansiosos	436	97	48	1	48	339
S71 : Ferimento do quadril e da coxa	430	361	306	54	1	69
S09 : Outros traumatismos da cabeça e os não especificados	393	365	280	85	–	28
T25 : Queimadura e corrosão do tornozelo e do pé	382	336	330	6	–	46
I83 : Varizes dos membros inferiores	343	15	9	–	6	328
T13 : Outros traumatismos de membro inferior, nível não especificado	341	297	204	93	–	44

Capítulo 57 - Brasil e Grandes Regiões

57.13 - Quantidade de acidentes do trabalho, por situação de registro e motivo, segundo os 200 códigos da Classificação Internacional de Doenças - CID-10 mais incidentes, na Região Sul - 2013

(continuação)

CID 10	QUANTIDADE DE ACIDENTES DO TRABALHO					
	Total	Com CAT Registrada				Sem CAT Registrada
		Total	Motivo			
			Típico	Trajeto	Doença do Trabalho	
T20 : Queimadura e corrosão da cabeça e pescoço	339	322	321	–	1	17
H16 : Ceratite	324	296	292	3	1	28
T26 : Queimadura e corrosão limitadas ao olho e seus anexos	323	317	316	1	–	6
S86 : Traumatismos de músculo e de tendão ao nível da perna	295	171	138	33	–	124
T11 : Outros traumatismos de membro superior, nível não especificado	289	267	219	48	–	22
S33 : Luxação, entorse ou distensão das articulações e ligamentos da coluna lombar e pelve	285	256	227	27	2	29
T29 : Queimaduras e corrosões de múltiplas regiões do corpo	283	259	258	1	–	24
S53 : Luxação, entorse e distensão das articulações e dos ligamentos do cotovelo	281	215	151	63	1	66
Y28 : Contato com objeto cortante ou penetrante, intenção não determinada	273	272	271	1	–	1
T24 : Queimadura e corrosão do quadril e membro inferior, exceto tornozelo e do pé	269	242	236	6	–	27
Z00 : Exame geral e investigação de pessoas sem queixas ou diagnóstico relatado	238	234	190	43	1	4
M70 : Transtornos dos tecidos moles relacionados com o uso, uso excessivo e pressão	238	80	24	10	46	158
S99 : Outros traumatismos e os não especificados do tornozelo e do pé	237	207	161	45	1	30
F33 : Transtorno depressivo recorrente	233	20	2	1	17	213
S46 : Traumatismo de tendão e músculo ao nível do ombro e do braço	231	127	106	16	5	104
Z04 : Exame e observação por outras razões	226	224	206	18	–	2
S31 : Ferimento do abdome, do dorso e da pelve	215	198	182	16	–	17
S98 : Amputação traumática do tornozelo e do pé	202	118	112	6	–	84
H10 : Conjuntivite	202	193	192	–	1	9
M53 : Outras dorsopatias não classificadas em outra parte	190	39	29	3	7	151
T02 : Fraturas envolvendo múltiplas regiões do corpo	188	149	74	75	–	39
F31 : Transtorno afetivo bipolar	180	5	1	–	4	175
S89 : Outros traumatismos e os não especificados da perna	174	149	102	47	–	25
S97 : Lesão por esmagamento do tornozelo e do pé	168	148	131	17	–	20
S64 : Traumatismo de nervos ao nível do punho e da mão	167	137	134	3	–	30
Y60 : Corte, punção, perfuração ou hemorragia acidentais dur. prest. cuidados méd./cirúrg.	164	164	162	2	–	–
S13 : Luxação, entorse ou distensão das articulações e dos ligamentos do pescoço	158	147	103	44	–	11
Y65 : Outros acidentes durante a prestação de cuidados médicos e cirúrgicos	148	148	148	–	–	–
T09 : Outros traumatismos de coluna e tronco, nível não especificado	147	136	106	30	–	11
S56 : Traumatismo do músculo e tendão ao nível do antebraço	146	104	92	6	6	42
S59 : Outros traumatismos do antebraço e os não especificados	135	110	73	37	–	25
S96 : Traumatismos do músculo e tendão ao nível do tornozelo e do pé	133	82	68	14	–	51
M99 : Lesões biomecânicas não classificadas em outra parte	132	92	73	19	–	40
M66 : Ruptura espontânea de sinóvia e de tendão	132	76	59	10	7	56
W45 : Penetração de corpo ou objeto estranho através da pele	129	127	127	–	–	2
S21 : Ferimento do tórax	128	103	81	21	1	25
Z03 : Observação e avaliação médica por doenças e afecções suspeitas	126	64	50	12	2	62
M17 : Gonartrose [artrose do joelho]	126	17	11	2	4	109
T92 : Seqüelas de traumatismos do membro superior	126	28	23	3	2	98
V29 : Motociclista traumat. em outros acid. de transporte/acid de transporte não especif.	125	125	21	104	–	–
V01 : Pedestre traumatizado em colisão com um veículo a pedal	123	123	53	69	1	–
K42 : Hérnia umbilical	123	12	8	–	4	111
T21 : Queimadura e corrosão do tronco	122	113	111	2	–	9
W01 : Queda no mesmo nível por escorregão, tropeção ou passos em falsos [traspés]	120	118	97	21	–	2
H90 : Perda de audição por transtorno de condução e/ou neuro-sensorial	120	113	12	2	99	7
S29 : Outros traumatismos do tórax e os não especificados	119	98	68	30	–	21
S12 : Fratura do pescoço	119	77	41	36	–	42
C44 : Outras neoplasias malignas da pele	119	10	9	1	–	109
V89 : Acidente com um veículo a motor ou não-motorizado, tipo(s) de veículo(s) não espec.	118	117	30	87	–	1
M19 : Outras artroses	118	22	13	1	8	96
V23 : Motociclista traumatizado em colisão c/ automóvel [carro], "pick up" ou caminhonete	116	112	18	94	–	4
J45 : Asma	114	10	3	–	7	104
M50 : Transtornos dos discos cervicais	113	35	13	5	17	78
M71 : Outras bursopatias	113	43	13	3	27	70
T06 : Outros traumatismos envolvendo regiões múltiplas do corpo, não class. em outra parte	108	99	33	66	–	9
S36 : Traumatismo de órgãos intra-abdominais	108	85	41	44	–	23
T93 : Seqüelas de traumatismos do membro inferior	106	26	21	5	–	80
H57 : Outros transtornos do olho e anexos	106	104	102	2	–	2
S10 : Traumatismo superficial do pescoço	105	103	67	36	–	2
R52 : Dor não classificada em outra parte	103	101	75	25	1	2
T31 : Queimaduras classificadas segundo a extensão da superfície corporal atingida	102	92	91	1	–	10
X99 : Agressão por meio de objeto cortante ou penetrante	102	99	93	6	–	3
S49 : Outros traumatismos e os não especificados do ombro e do braço	98	89	66	22	1	9
M24 : Outras transtornos articulares específicos	95	70	56	13	1	25
W57 : Mordeduras e picadas de inseto e de outros artrópodes, não-venenosos	91	90	86	3	1	1
V28 : Motociclista traumatizado em um acidente de transporte sem colisão	91	90	19	71	–	1
T03 : Luxações, entorses e distensões envolvendo regiões múltiplas do corpo	90	85	62	23	–	5
V09 : Pedestre traumatizado em outros acidentes de transporte e acid. de transp. não espec.	89	89	30	59	–	–

Capítulo 57 - Brasil e Grandes Regiões

57.13 - Quantidade de acidentes do trabalho, por situação de registro e motivo, segundo os 200 códigos da Classificação Internacional de Doenças - CID-10 mais incidentes, na Região Sul - 2013

(conclusão)

CID 10	QUANTIDADE DE ACIDENTES DO TRABALHO					
	Total	Com CAT Registrada				Sem CAT Registrada
		Total	Motivo			
			Típico	Trajeto	Doença do Trabalho	
T63 : Efeito tóxico de contato com animais venenosos	85	42	40	2	–	43
M72 : Transtornos fibroblásticos	83	21	4	1	16	62
Z48 : Outro seguimento cirúrgico	83	74	68	6	–	9
T08 : Fratura da coluna, nível não especificado	82	53	32	21	–	29
L23 : Dermatites alérgicas de contato	82	29	22	–	7	53
T75 : Efeitos de outras causas externas	81	76	74	1	1	5
V87 : Acidente de trânsito de tipo especif, mas desconhecido modo de transporte da vítima	80	78	16	62	–	2
S76 : Traumatismo de músculo e de tendão ao nível do quadril e da coxa	80	47	39	8	–	33
H44 : Transtornos do globo ocular	78	71	71	–	–	7
H18 : Outros transtornos da córnea	77	75	75	–	–	2
S39 : Outros traumatismos e os não especificados do abdome, do dorso e da pelve	73	63	50	13	–	10
L24 : Dermatites de contato por irritantes	70	48	31	–	17	22
M22 : Transtornos da rótula [patela]	70	23	17	4	2	47
F10 : Transtornos mentais e comportamentais devidos ao uso de álcool	70	8	3	1	4	62
W87 : Exposição a corrente elétrica não especificada	68	63	63	–	–	5
M47 : Espondilose	68	11	8	1	2	57
Z51 : Outros cuidados médicos	68	68	52	16	–	–
S65 : Traumatismo de vasos sangüíneos ao nível do punho e da mão	68	58	55	2	1	10
S73 : Luxação, entorse e distensão da articulação e dos ligamentos do quadril	67	52	35	17	–	15
S27 : Traumatismo de outros órgãos intratorácicos e dos não especificados	67	45	28	17	–	22
M43 : Outras dorsopatias deformantes	67	22	16	4	2	45
Y96 : Circunstância relativa às condições de trabalho	66	66	64	–	2	–
R07 : Dor de garganta e no peito	66	60	42	17	1	6
S14 : Traumatismo de nervos e da medula espinhal ao nível cervical	65	47	26	21	–	18
H11 : Outros transtornos da conjuntiva	64	58	58	–	–	6
S87 : Traumatismo por esmagamento da perna	64	54	42	12	–	10
R10 : Dor abdominal e pélvica	64	58	45	12	1	6
Z02 : Exame médico e consulta com finalidades administrativas	62	58	53	5	–	4
W10 : Queda em ou de escadas ou degraus	62	62	51	11	–	–
T81 : Complicações de procedimentos não classificadas em outra parte	61	58	56	2	–	3
W50 : Golpe, pancada, pontapé, mordedura ou escoriação infligidos por outra pessoa	61	61	34	27	–	–
M16 : Coxartrose [artrose do quadril]	61	3	1	1	1	58
M76 : Entesopatias dos membros inferiores, excluindo pé	60	22	11	7	4	38
K43 : Hérnia ventral	60	3	–	–	3	57
W17 : Outras quedas de um nível a outro	60	58	49	9	–	2
Y04 : Agressão por meio de força corporal	60	60	51	9	–	–
R57 : Choque não classificado em outra parte	59	57	49	8	–	2
M96 : Transtornos osteomusculares pós-procedimentos não classificados em outra parte	58	46	33	9	4	12
M84 : Transtornos da continuidade do osso	57	20	15	3	2	37
W18 : Outras quedas no mesmo nível	56	56	42	14	–	–
S57 : Lesão por esmagamento do antebraço	54	47	44	3	–	7
T10 : Fratura do membro superior, nível não especificado	54	44	28	16	–	10
J44 : Outras doenças pulmonares obstrutivas crônicas	54	–	–	–	–	54
T59 : Efeito tóxico de outros gases, fumaças e vapores	53	53	53	–	–	–
V20 : Motociclista traumatizado em colisão com um pedestre ou um animal	53	51	6	45	–	2
W19 : Queda sem especificação	52	51	37	14	–	1
S23 : Luxação, entorse e distensão de articulações e dos ligamentos do tórax	52	47	40	7	–	5
I80 : Flebite e tromboflebite	52	6	4	2	–	46
S94 : Traumatismo dos nervos ao nível do tornozelo e do pé	52	45	34	11	–	7
L02 : Abscesso cutâneo, furúnculo e antraz	51	26	25	1	–	25
S11 : Ferimento do pescoço	51	48	42	6	–	3
S79 : Outros traumatismos e os não especificados do quadril e da coxa	51	42	24	18	–	9
X47 : Intoxicação acidental por e exposição a outros gases e vapores	50	50	48	1	1	–
F40 : Transtornos fóbico-ansiosos	50	30	21	3	6	20
Z01 : Outros exames e investigações especiais de pessoas s/ queixa ou diagnóstico relatado	49	49	47	1	1	–
H33 : Descolamentos e defeitos da retina	49	24	24	–	–	25
I21 : Infarto agudo do miocárdio	48	10	5	–	5	38
T04 : Traumatismos por esmagamento envolvendo múltiplas regiões do corpo	48	39	28	11	–	9
H54 : Cegueira e visão subnormal	47	19	17	2	–	28
T78 : Efeitos adversos não classificados em outra parte	46	42	40	–	2	4
A15 : Tuberculose respiratória, com confirmação bacteriológica e histológica	46	7	2	–	5	39
S88 : Amputação traumática da perna	45	24	14	10	–	21
R51 : Cefaléia	44	43	32	9	2	1
M20 : Deformidades adquiridas dos dedos das mãos e dos pés	44	17	15	1	1	27
K46 : Hérnia abdominal não especificada	44	9	3	–	6	35
R96 : Outras mortes súbitas de causa desconhecida	43	43	23	20	–	–
Outras	5.652	3.992	2.979	792	221	1.660
Ignorado	97	19	14	4	1	78

Fonte: DATAPREV, CAT, SUB.
Nota: Os dados são preliminares, estando sujeitos a correções.

Capítulo 57 - Brasil e Grandes Regiões

57.14 - Quantidade de acidentes do trabalho, por situação de registro e motivo, segundo os 200 códigos da Classificação Internacional de Doenças - CID-10 mais incidentes, na Região Sul - 2014

(continua)

CID 10	QUANTIDADE DE ACIDENTES DO TRABALHO					
	Total	Com CAT Registrada				Sem CAT Registrada
		Total	Motivo			
			Típico	Trajeto	Doença do Trabalho	
TOTAL	**159.001**	**117.848**	**93.409**	**21.077**	**3.362**	**41.153**
S61 : Ferimento do punho e da mão	16.575	14.852	14.573	265	14	1.723
S62 : Fratura ao nível do punho e da mão	10.448	7.918	6.852	1.048	18	2.530
M54 : Dorsalgia	8.207	2.782	2.238	341	203	5.425
S60 : Traumatismo superficial do punho e da mão	7.052	6.719	6.175	535	9	333
M75 : Lesões do ombro	6.487	1.497	516	87	894	4.990
S93 : Luxação, entorse e distensão das articulações e ligamentos ao nível do tornozelo e pé	5.705	5.054	3.734	1.313	7	651
S82 : Fratura da perna, incluindo tornozelo	5.166	3.378	1.613	1.749	16	1.788
S92 : Fratura do pé (exceto do tornozelo)	4.676	3.375	2.596	772	7	1.301
S52 : Fratura do antebraço	4.359	2.903	1.794	1.101	8	1.456
S80 : Traumatismo superficial da perna	3.822	3.554	2.364	1.182	8	268
S90 : Traumatismo superficial do tornozelo e do pé	3.604	3.385	2.837	541	7	219
S42 : Fratura do ombro e do braço	2.588	1.729	635	1.090	4	859
S01 : Ferimento da cabeça	2.564	2.484	2.228	252	4	80
S83 : Luxação, entorse e distensão das articulações e dos ligamentos do joelho	2.505	1.782	1.323	440	19	723
T15 : Corpo estranho na parte externa do olho	2.344	2.342	2.328	13	1	2
S68 : Amputação traumática ao nível do punho e da mão	2.335	1.539	1.510	26	3	796
S81 : Ferimento da perna	2.185	1.842	1.313	526	3	343
M65 : Sinovite e tenossinovite	2.134	664	245	32	387	1.470
Z20 : Contato com e exposição a doenças transmissíveis	2.093	2.092	2.083	1	8	1
S91 : Ferimentos do tornozelo e do pé	1.884	1.435	1.259	172	4	449
G56 : Mononeuropatias dos membros superiores	1.795	275	43	3	229	1.520
T07 : Traumatismos múltiplos não especificados	1.764	1.641	846	794	1	123
S40 : Traumatismo superficial do ombro e do braço	1.589	1.496	1.010	481	5	93
S51 : Ferimento do antebraço	1.560	1.461	1.329	132	–	99
F43 : Reações ao "stress" grave e transtornos de adaptação	1.446	944	766	77	101	502
M77 : Outras entesopatias	1.418	357	127	19	211	1.061
S50 : Traumatismo superficial do cotovelo e do antebraço	1.377	1.312	994	316	2	65
S43 : Luxação, entorse e distensão das articulações e dos ligamentos da cintura escapular	1.348	1.024	629	381	14	324
S63 : Luxação, entorse e distensão das articulações e ligamentos ao nível do punho e da mão	1.302	1.102	931	166	5	200
M25 : Outros transtornos articulares não classificados em outra parte	1.287	787	572	170	45	500
S22 : Fratura de costela(s), esterno e coluna torácica	1.266	759	520	235	4	507
Z57 : Exposição ocupacional a fatores de risco	1.259	1.258	1.245	1	12	1
T14 : Traumatismo de região não especificada do corpo	1.206	1.159	897	260	2	47
S00 : Traumatismo superficial da cabeça	1.183	1.164	955	207	2	19
T23 : Queimadura e corrosão do punho e da mão	1.178	1.123	1.113	6	4	55
M51 : Outros transtornos de discos intervertebrais	1.112	231	109	13	109	881
S32 : Fratura da coluna lombar e da pelve	1.057	700	419	277	4	357
S72 : Fratura do fêmur	964	681	265	414	2	283
S20 : Traumatismo superficial do tórax	933	842	605	236	1	91
M23 : Transtornos internos dos joelhos	913	370	281	76	13	543
S06 : Traumatismo intracraniano	885	699	415	281	3	186
S66 : Traumatismo de músculo e tendão ao nível do punho e da mão	846	561	533	26	2	285
S30 : Traumatismo superficial do abdome, do dorso e da pelve	803	759	606	151	2	44
T00 : Traumatismos superficiais envolvendo múltiplas regiões do corpo	796	768	327	441	–	28
F32 : Episódios depressivos	775	96	20	4	72	679
S67 : Lesão por esmagamento do punho e da mão	724	633	623	10	–	91
S70 : Traumatismo superficial do quadril e da coxa	722	685	495	189	1	37
W54 : Mordedura ou golpe provocado por cão	640	633	568	65	–	7
S41 : Ferimento do ombro e do braço	636	596	490	105	1	40
S02 : Fratura do crânio e dos ossos da face	631	492	345	146	1	139
M79 : Outros transtornos dos tecidos moles, não classificados em outra parte	627	476	357	91	28	151
S05 : Traumatismo do olho e da órbita ocular	617	505	488	15	2	112
T22 : Queimadura e corrosão do ombro e membro superior, exceto punho e mão	616	600	593	6	1	16
Y64 : Medicamentos ou substâncias biológicas contaminados	588	588	583	1	4	–
K40 : Hérnia inguinal	569	57	27	–	30	512
Y69 : Acidente não especificado durante a prestação de cuidado médico e cirúrgico	566	566	564	1	1	–
M62 : Outros transtornos musculares	558	516	437	74	5	42
S69 : Outros traumatismos e os não especificados do punho e da mão	505	424	381	43	–	81
F41 : Outros transtornos ansiosos	469	103	49	4	50	366
T30 : Queimadura e corrosão, parte não especificada do corpo	467	431	425	2	4	36
T01 : Ferimentos envolvendo múltiplas regiões do corpo	460	420	142	278	–	40
S71 : Ferimento do quadril e da coxa	439	366	334	31	1	73
T26 : Queimadura e corrosão limitadas ao olho e seus anexos	398	388	385	3	–	10
T25 : Queimadura e corrosão do tornozelo e do pé	386	343	334	9	–	43
S09 : Outros traumatismos da cabeça e os não especificados	376	355	266	89	–	21
H16 : Ceratite	357	325	320	3	2	32

Capítulo 57 - Brasil e Grandes Regiões

57.14 - Quantidade de acidentes do trabalho, por situação de registro e motivo, segundo os 200 códigos da Classificação Internacional de Doenças - CID-10 mais incidentes, na Região Sul - 2014

(continuação)

CID 10	QUANTIDADE DE ACIDENTES DO TRABALHO					
	Total	Com CAT Registrada				Sem CAT Registrada
		Total	Motivo			
			Típico	Trajeto	Doença do Trabalho	
T20 : Queimadura e corrosão da cabeça e pescoço	337	329	329	–	–	8
Z00 : Exame geral e investigação de pessoas sem queixas ou diagnóstico relatado	329	326	277	49	–	3
I83 : Varizes dos membros inferiores	319	22	13	–	9	297
T13 : Outros traumatismos de membro inferior, nível não especificado	307	272	196	76	–	35
S33 : Luxação, entorse ou distensão das articulações e ligamentos da coluna lombar e pelve	294	264	226	34	4	30
T11 : Outros traumatismos de membro superior, nível não especificado	288	264	212	52	–	24
S86 : Traumatismos de músculo e de tendão ao nível da perna	286	172	127	42	3	114
Z04 : Exame e observação por outras razões	275	275	247	27	1	–
S53 : Luxação, entorse e distensão das articulações e dos ligamentos do cotovelo	253	196	144	51	1	57
F33 : Transtorno depressivo recorrente	249	19	3	–	16	230
T29 : Queimaduras e corrosões de múltiplas regiões do corpo	244	218	216	2	–	26
T24 : Queimadura e corrosão do quadril e membro inferior, exceto tornozelo e do pé	237	216	202	14	–	21
Y28 : Contato com objeto cortante ou penetrante, intenção não determinada	234	234	234	–	–	–
M70 : Transtornos dos tecidos moles relacionados com o uso, uso excessivo e pressão	220	79	35	7	37	141
S46 : Traumatismo de tendão e músculo ao nível do ombro e do braço	219	137	116	16	5	82
S31 : Ferimento do abdome, do dorso e da pelve	217	183	166	17	–	34
S99 : Outros traumatismos e os não especificados do tornozelo e do pé	207	180	146	33	1	27
H10 : Conjuntivite	189	179	175	1	3	10
S98 : Amputação traumática do tornozelo e do pé	184	104	91	11	2	80
R52 : Dor não classificada em outra parte	181	179	131	47	1	2
V29 : Motociclista traumat. em outros acid. de transporte/acid de transporte não especif.	178	172	26	146	–	6
Y65 : Outros acidentes durante a prestação de cuidados médicos e cirúrgicos	176	176	176	–	–	–
T02 : Fraturas envolvendo múltiplas regiões do corpo	172	139	51	88	–	33
S64 : Traumatismo de nervos ao nível do punho e da mão	170	137	132	4	1	33
F31 : Transtorno afetivo bipolar	166	16	1	–	15	150
A09 : Diarréia e gastroenterite de origem infecciosa presumível	163	163	3	–	160	–
S89 : Outros traumatismos e os não especificados da perna	161	138	92	46	–	23
M53 : Outras dorsopatias não classificadas em outra parte	161	34	20	5	9	127
S56 : Traumatismo do músculo e tendão ao nível do antebraço	155	126	110	16	–	29
V23 : Motociclista traumatizado em colisão c/ automóvel [carro], "pick up" ou caminhonete	155	148	17	131	–	7
S97 : Lesão por esmagamento do tornozelo e do pé	153	136	128	8	–	17
T06 : Outros traumatismos envolvendo regiões múltiplas do corpo, não class. em outra parte	149	142	64	77	1	7
V87 : Acidente de trânsito de tipo especif, mas desconhecido modo de transporte da vítima	145	142	28	114	–	3
C44 : Outras neoplasias malignas da pele	143	17	13	3	1	126
T21 : Queimadura e corrosão do tronco	143	132	131	1	–	11
T09 : Outros traumatismos de coluna e tronco, nível não especificado	137	127	96	31	–	10
Y60 : Corte, punção, perfuração ou hemorragia acidentais dur. prest. cuidados méd./cirúrg.	136	136	135	1	–	–
M50 : Transtornos dos discos cervicais	134	44	17	8	19	90
M66 : Ruptura espontânea de sinóvia e de tendão	130	76	51	17	8	54
W01 : Queda no mesmo nível por escorregão, tropeção ou passos em falsos [traspés]	130	129	110	19	–	1
S36 : Traumatismo de órgãos intra-abdominais	128	82	33	49	–	46
S13 : Luxação, entorse ou distensão das articulações e dos ligamentos do pescoço	128	118	96	21	1	10
T59 : Efeito tóxico de outros gases, fumaças e vapores	126	125	124	–	1	1
S21 : Ferimento do tórax	119	110	90	20	–	9
V89 : Acidente com um veículo a motor ou não-motorizado, tipo(s) de veículo(s) não espec.	116	116	27	89	–	–
S29 : Outros traumatismos do tórax e os não especificados	114	89	57	32	–	25
S96 : Traumatismos do músculo e tendão ao nível do tornozelo e do pé	114	83	57	25	1	31
S59 : Outros traumatismos do antebraço e os não especificados	108	95	79	16	–	13
S12 : Fratura do pescoço	108	66	24	41	1	42
W87 : Exposição a corrente elétrica não especificada	108	103	102	1	–	5
K42 : Hérnia umbilical	107	18	9	–	9	89
M17 : Gonartrose [artrose do joelho]	106	23	15	4	4	83
V01 : Pedestre traumatizado em colisão com um veículo a pedal	106	106	33	72	1	–
Z48 : Outro seguimento cirúrgico	106	104	99	4	1	2
W45 : Penetração de corpo ou objeto estranho através da pele	104	101	101	–	–	3
S49 : Outros traumatismos e os não especificados do ombro e do braço	102	91	61	30	–	11
M71 : Outras bursopatias	100	42	20	1	21	58
M24 : Outras transtornos articulares específicos	100	73	52	15	6	27
T92 : Seqüelas de traumatismos do membro superior	99	24	22	2	–	75
H57 : Outros transtornos do olho e anexos	98	96	92	4	–	2
Z51 : Outros cuidados médicos	98	97	79	17	1	1
T93 : Seqüelas de traumatismos do membro inferior	97	18	14	3	1	79
Y04 : Agressão por meio de força corporal	97	97	85	12	–	–
Z03 : Observação e avaliação médica por doenças e afecções suspeitas	96	48	35	10	3	48
L23 : Dermatites alérgicas de contato	94	42	22	1	19	52
S10 : Traumatismo superficial do pescoço	94	90	58	32	–	4
V28 : Motociclista traumatizado em um acidente de transporte sem colisão	94	90	13	77	–	4
V09 : Pedestre traumatizado em outros acidentes de transporte e acid. de transp. não espec.	91	91	17	74	–	–

Capítulo 57 - Brasil e Grandes Regiões

57.14 - Quantidade de acidentes do trabalho, por situação de registro e motivo, segundo os 200 códigos da Classificação Internacional de Doenças - CID-10 mais incidentes, na Região Sul - 2014

(conclusão)

CID 10	QUANTIDADE DE ACIDENTES DO TRABALHO					
	Total	Com CAT Registrada				Sem CAT Registrada
		Total	Motivo			
			Típico	Trajeto	Doença do Trabalho	
R10 : Dor abdominal e pélvica	90	78	51	26	1	12
W57 : Mordeduras e picadas de inseto e de outros artrópodes, não-venenosos	88	87	82	5	–	1
H44 : Transtornos do globo ocular	84	74	74	–	–	10
T31 : Queimaduras classificadas segundo a extensão da superfície corporal atingida	84	79	75	4	–	5
S23 : Luxação, entorse e distensão de articulações e dos ligamentos do tórax	81	74	61	12	1	7
S27 : Traumatismo de outros órgãos intratorácicos e dos não especificados	81	64	40	24	–	17
J45 : Asma	80	9	4	–	5	71
M19 : Outras artroses	80	11	8	1	2	69
S14 : Traumatismo de nervos e da medula espinhal ao nível cervical	79	65	37	28	–	14
X99 : Agressão por meio de objeto cortante ou penetrante	78	78	74	3	1	–
H18 : Outros transtornos da córnea	78	70	70	–	–	8
S73 : Luxação, entorse e distensão da articulação e dos ligamentos do quadril	76	58	31	27	–	18
W19 : Queda sem especificação	75	74	50	24	–	1
T63 : Efeito tóxico de contato com animais venenosos	75	44	43	1	–	31
H90 : Perda de audição por transtorno de condução e/ou neuro-sensorial	74	70	10	–	60	4
S39 : Outros traumatismos e os não especificados do abdome, do dorso e da pelve	73	64	51	13	–	9
H54 : Cegueira e visão subnormal	73	38	37	1	–	35
W10 : Queda em ou de escadas ou degraus	72	70	66	4	–	2
M99 : Lesões biomecânicas não classificadas em outra parte	71	54	38	16	–	17
A15 : Tuberculose respiratória, com confirmação bacteriológica e histológica	70	12	8	–	4	58
M72 : Transtornos fibroblásticos	67	21	5	4	12	46
H11 : Outros transtornos da conjuntiva	65	63	63	–	–	2
T75 : Efeitos de outras causas externas	65	60	59	1	–	5
M76 : Entesopatias dos membros inferiores, excluindo pé	65	27	17	2	8	38
L24 : Dermatites de contato por irritantes	64	45	38	–	7	19
M22 : Transtornos da rótula [patela]	64	30	24	3	3	34
M16 : Coxartrose [artrose do quadril]	63	8	4	–	4	55
S76 : Traumatismo de músculo e de tendão ao nível do quadril e da coxa	62	43	32	11	–	19
F10 : Transtornos mentais e comportamentais devidos ao uso de álcool	62	–	–	–	–	62
T04 : Traumatismos por esmagamento envolvendo múltiplas regiões do corpo	61	52	40	12	–	9
T08 : Fratura da coluna, nível não especificado	61	47	33	14	–	14
T03 : Luxações, entorses e distensões envolvendo regiões múltiplas do corpo	60	60	41	18	1	–
M84 : Transtornos da continuidade do osso	59	27	14	7	6	32
T78 : Efeitos adversos não classificados em outra parte	58	55	47	2	6	3
Y96 : Circunstância relativa às condições de trabalho	58	58	56	2	–	–
T12 : Fratura do membro inferior, nível não especificado	56	38	21	17	–	18
M47 : Espondilose	56	11	8	–	3	45
S79 : Outros traumatismos e os não especificados do quadril e da coxa	56	49	36	12	1	7
M67 : Outros transtornos das sinóvias e dos tendões	55	34	24	2	8	21
S11 : Ferimento do pescoço	55	53	42	11	–	2
I21 : Infarto agudo do miocárdio	55	14	4	–	10	41
S94 : Traumatismo dos nervos ao nível do tornozelo e do pé	53	43	35	8	–	10
S57 : Lesão por esmagamento do antebraço	53	47	45	2	–	6
T81 : Complicações de procedimentos não classificadas em outra parte	53	52	51	–	1	1
S87 : Traumatismo por esmagamento da perna	51	42	33	9	–	9
S65 : Traumatismo de vasos sangüíneos ao nível do punho e da mão	50	42	38	2	2	8
W18 : Outras quedas no mesmo nível	50	50	38	12	–	–
Z02 : Exame médico e consulta com finalidades administrativas	50	44	36	8	–	6
Z01 : Outros exames e investigações especiais de pessoas s/ queixa ou diagnóstico relatado	50	50	47	3	–	–
M43 : Outras dorsopatias deformantes	49	13	13	–	–	36
Z54 : Convalescença	49	49	38	11	–	–
I80 : Flebite e tromboflebite	49	14	12	2	–	35
R07 : Dor de garganta e no peito	49	46	32	13	1	3
R57 : Choque não classificado em outra parte	47	47	43	3	1	–
L02 : Abscesso cutâneo, furúnculo e antraz	47	35	29	4	2	12
W17 : Outras quedas de um nível a outro	47	47	38	9	–	–
W50 : Golpe, pancada, pontapé, mordedura ou escoriação infligidos por outra pessoa	47	47	38	9	–	–
V03 : Pedestre traumatizado em colisão com um automóvel, "pick up" ou caminhonete	45	44	11	33	–	1
L03 : Celulite (Flegmão)	45	29	24	4	1	16
K43 : Hérnia ventral	45	3	2	–	1	42
M20 : Deformidades adquiridas dos dedos das mãos e dos pés	45	19	17	2	–	26
X58 : Exposição a outros fatores especificados	44	44	44	–	–	–
V20 : Motociclista traumatizado em colisão com um pedestre ou um animal	44	42	7	35	–	2
L25 : Dermatite de contato não especificada	43	24	22	–	2	19
S07 : Lesões por esmagamento da cabeça	42	41	29	12	–	1
M96 : Transtornos osteomusculares pós-procedimentos não classificados em outra parte	42	34	23	10	1	8
Outras	5.656	4.102	2.950	912	240	1.554
Ignorado	97	17	14	3	–	80

Fonte: DATAPREV, CAT, SUB.
Nota: Os dados são preliminares, estando sujeitos a correções.

Capítulo 57 - Brasil e Grandes Regiões

57.15 - Quantidade de acidentes do trabalho, por situação de registro e motivo, segundo os 200 códigos da Classificação Internacional de Doenças - CID-10 mais incidentes, na Região Sul - 2015

(continua)

CID 10	QUANTIDADE DE ACIDENTES DO TRABALHO					
	Total	Com CAT Registrada				Sem CAT Registrada
		Total	Motivo			
			Típico	Trajeto	Doença do Trabalho	
TOTAL	**137.727**	**106.594**	**84.433**	**19.663**	**2.498**	**31.133**
S61 : Ferimento do punho e da mão	14.339	13.207	12.872	324	11	1.132
S62 : Fratura ao nível do punho e da mão	8.801	6.716	5.756	944	16	2.085
S60 : Traumatismo superficial do punho e da mão	6.267	6.040	5.484	546	10	227
M54 : Dorsalgia	6.067	2.327	1.857	254	216	3.740
S93 : Luxação, entorse e distensão das articulações e ligamentos ao nível do tornozelo e pé	5.054	4.533	3.389	1.140	4	521
M75 : Lesões do ombro	4.675	1.126	428	83	615	3.549
S82 : Fratura da perna, incluindo tornozelo	4.469	2.888	1.365	1.512	11	1.581
S92 : Fratura do pé (exceto do tornozelo)	4.018	2.976	2.268	702	6	1.042
S52 : Fratura do antebraço	3.859	2.601	1.642	956	3	1.258
S80 : Traumatismo superficial da perna	3.510	3.345	2.163	1.177	5	165
S90 : Traumatismo superficial do tornozelo e do pé	3.168	3.034	2.474	555	5	134
S01 : Ferimento da cabeça	2.425	2.356	2.131	223	2	69
S42 : Fratura do ombro e do braço	2.244	1.526	542	982	2	718
S83 : Luxação, entorse e distensão das articulações e dos ligamentos do joelho	2.231	1.552	1.185	355	12	679
Z20 : Contato com e exposição a doenças transmissíveis	2.045	2.044	2.039	5	–	1
T15 : Corpo estranho na parte externa do olho	1.893	1.890	1.877	12	1	3
S81 : Ferimento da perna	1.853	1.584	1.119	465	–	269
S68 : Amputação traumática ao nível do punho e da mão	1.808	1.205	1.171	29	5	603
F43 : Reações ao "stress" grave e transtornos de adaptação	1.754	1.346	1.148	103	95	408
M65 : Sinovite e tenossinovite	1.645	540	205	29	306	1.105
S91 : Ferimentos do tornozelo e do pé	1.643	1.316	1.150	166	–	327
T07 : Traumatismos múltiplos não especificados	1.604	1.510	790	720	–	94
S40 : Traumatismo superficial do ombro e do braço	1.446	1.380	924	454	2	66
S51 : Ferimento do antebraço	1.388	1.314	1.185	129	–	74
Z57 : Exposição ocupacional a fatores de risco	1.342	1.340	1.335	3	2	2
M25 : Outros transtornos articulares não classificados em outra parte	1.318	988	692	266	30	330
G56 : Mononeuropatias dos membros superiores	1.275	195	31	–	164	1.080
S43 : Luxação, entorse e distensão das articulações e dos ligamentos da cintura escapular	1.237	963	577	384	2	274
S50 : Traumatismo superficial do cotovelo e do antebraço	1.202	1.158	862	295	1	44
S00 : Traumatismo superficial da cabeça	1.150	1.134	945	188	1	16
T14 : Traumatismo de região não especificada do corpo	1.128	1.093	808	283	2	35
S63 : Luxação, entorse e distensão das articulações e ligamentos ao nível do punho e da mão	1.124	965	812	152	1	159
T23 : Queimadura e corrosão do punho e da mão	1.020	984	980	3	1	36
S22 : Fratura de costela(s), esterno e coluna torácica	1.002	616	395	219	2	386
M77 : Outras entesopatias	967	285	85	16	184	682
S20 : Traumatismo superficial do tórax	930	861	621	240	–	69
S32 : Fratura da coluna lombar e da pelve	906	622	405	217	–	284
M51 : Outros transtornos de discos intervertebrais	831	164	83	12	69	667
M23 : Transtornos internos dos joelhos	824	332	257	58	17	492
S72 : Fratura do fêmur	809	535	205	328	2	274
T00 : Traumatismos superficiais envolvendo múltiplas regiões do corpo	748	722	312	410	–	26
S30 : Traumatismo superficial do abdome, do dorso e da pelve	723	691	521	168	2	32
S66 : Traumatismo de músculo e tendão ao nível do punho e da mão	702	466	442	20	4	236
S70 : Traumatismo superficial do quadril e da coxa	697	671	467	204	–	26
S06 : Traumatismo intracraniano	667	536	309	221	6	131
W54 : Mordedura ou golpe provocado por cão	636	631	575	56	–	5
F32 : Episódios depressivos	611	85	17	2	66	526
Y64 : Medicamentos ou substâncias biológicas contaminados	600	600	598	–	2	–
S05 : Traumatismo do olho e da órbita ocular	591	517	496	20	1	74
M79 : Outros transtornos dos tecidos moles, não classificados em outra parte	568	464	356	88	20	104
S02 : Fratura do crânio e dos ossos da face	565	457	299	158	–	108
S67 : Lesão por esmagamento do punho e da mão	562	486	477	8	1	76
Y69 : Acidente não especificado durante a prestação de cuidado médico e cirúrgico	544	544	544	–	–	–
T22 : Queimadura e corrosão do ombro e membro superior, exceto punho e mão	536	519	510	7	2	17
M62 : Outros transtornos musculares	495	452	381	70	1	43
S41 : Ferimento do ombro e do braço	480	456	350	106	–	24
F41 : Outros transtornos ansiosos	458	122	63	11	48	336
K40 : Hérnia inguinal	435	52	17	–	35	383
T01 : Ferimentos envolvendo múltiplas regiões do corpo	435	403	151	252	–	32
S69 : Outros traumatismos e os não especificados do punho e da mão	423	367	337	29	1	56
T30 : Queimadura e corrosão, parte não especificada do corpo	397	367	360	6	1	30
Z00 : Exame geral e investigação de pessoas sem queixas ou diagnóstico relatado	389	386	311	74	1	3
S71 : Ferimento do quadril e da coxa	365	327	270	57	–	38
S09 : Outros traumatismos da cabeça e os não especificados	362	330	237	93	–	32
T26 : Queimadura e corrosão limitadas ao olho e seus anexos	335	329	329	–	–	6
Z04 : Exame e observação por outras razões	321	319	299	20	–	2

Capítulo 57 - Brasil e Grandes Regiões

57.15 - Quantidade de acidentes do trabalho, por situação de registro e motivo, segundo os 200 códigos da Classificação Internacional de Doenças - CID-10 mais incidentes, na Região Sul - 2015

(continuação)

CID 10	QUANTIDADE DE ACIDENTES DO TRABALHO					
	Total	Com CAT Registrada				Sem CAT Registrada
		Total	Motivo			
			Típico	Trajeto	Doença do Trabalho	
T25 : Queimadura e corrosão do tornozelo e do pé	320	285	281	4	–	35
T13 : Outros traumatismos de membro inferior, nível não especificado	287	266	185	81	–	21
T20 : Queimadura e corrosão da cabeça e pescoço	284	277	275	2	–	7
T11 : Outros traumatismos de membro superior, nível não especificado	282	264	223	41	–	18
H16 : Ceratite	276	261	259	2	–	15
V29 : Motociclista traumat. em outros acid. de transporte/acid de transporte não especif.	264	262	27	235	–	2
S33 : Luxação, entorse ou distensão das articulações e ligamentos da coluna lombar e pelve	263	243	204	39	–	20
S86 : Traumatismos de músculo e de tendão ao nível da perna	263	160	122	37	1	103
T24 : Queimadura e corrosão do quadril e membro inferior, exceto tornozelo e do pé	234	218	213	5	–	16
R52 : Dor não classificada em outra parte	233	230	194	33	3	3
S53 : Luxação, entorse e distensão das articulações e dos ligamentos do cotovelo	227	163	110	53	–	64
F33 : Transtorno depressivo recorrente	226	30	4	–	26	196
T29 : Queimaduras e corrosões de múltiplas regiões do corpo	219	197	191	6	–	22
I83 : Varizes dos membros inferiores	218	14	7	1	6	204
Y65 : Outros acidentes durante a prestação de cuidados médicos e cirúrgicos	212	212	212	–	–	–
S99 : Outros traumatismos e os não especificados do tornozelo e do pé	198	177	145	32	–	21
S46 : Traumatismo de tendão e músculo ao nível do ombro e do braço	187	120	102	18	–	67
Y28 : Contato com objeto cortante ou penetrante, intenção não determinada	180	180	179	–	1	–
W01 : Queda no mesmo nível por escorregão, tropeção ou passos em falsos [traspés]	177	177	153	23	1	–
H10 : Conjuntivite	165	161	157	2	2	4
T09 : Outros traumatismos de coluna e tronco, nível não especificado	163	153	121	32	–	10
T21 : Queimadura e corrosão do tronco	160	150	150	–	–	10
V23 : Motociclista traumatizado em colisão c/ automóvel [carro], "pick up" ou caminhonete	159	152	21	131	–	7
Z51 : Outros cuidados médicos	157	157	133	24	–	–
S31 : Ferimento do abdome, do dorso e da pelve	156	138	117	21	–	18
F31 : Transtorno afetivo bipolar	149	14	1	–	13	135
S97 : Lesão por esmagamento do tornozelo e do pé	149	134	128	6	–	15
M53 : Outras dorsopatias não classificadas em outra parte	148	43	26	5	12	105
T02 : Fraturas envolvendo múltiplas regiões do corpo	144	117	53	64	–	27
S89 : Outros traumatismos e os não especificados da perna	141	120	84	36	–	21
M70 : Transtornos dos tecidos moles relacionados com o uso, uso excessivo e pressão	136	62	36	5	21	74
V87 : Acidente de trânsito de tipo especif, mas desconhecido modo de transporte da vítima	135	135	37	98	–	–
V89 : Acidente com um veículo a motor ou não-motorizado, tipo(s) de veículo(s) não espec.	134	134	48	86	–	–
T59 : Efeito tóxico de outros gases, fumaças e vapores	133	132	132	–	–	1
Y60 : Corte, punção, perfuração ou hemorragia acidentais dur. prest. cuidados méd./cirúrg.	127	127	126	1	–	–
W87 : Exposição a corrente elétrica não especificada	118	113	113	–	–	5
S98 : Amputação traumática do tornozelo e do pé	117	64	55	8	1	53
S13 : Luxação, entorse ou distensão das articulações e dos ligamentos do pescoço	115	107	68	39	–	8
H57 : Outros transtornos do olho e anexos	113	112	111	1	–	1
S12 : Fratura do pescoço	111	73	47	26	–	38
S29 : Outros traumatismos do tórax e os não especificados	110	103	67	36	–	7
W57 : Mordeduras e picadas de inseto e de outros artrópodes, não-venenosos	110	109	102	6	1	1
T06 : Outros traumatismos envolvendo regiões múltiplas do corpo, não class. em outra parte	109	102	50	51	1	7
Y96 : Circunstância relativa às condições de trabalho	109	109	104	3	2	–
S56 : Traumatismo do músculo e tendão ao nível do antebraço	107	87	77	7	3	20
S64 : Traumatismo de nervos ao nível do punho e da mão	106	85	78	7	–	21
Y04 : Agressão por meio de força corporal	103	102	84	18	–	1
S21 : Ferimento do tórax	103	88	76	12	–	15
Z48 : Outro seguimento cirúrgico	102	99	92	7	–	3
V28 : Motociclista traumatizado em um acidente de transporte sem colisão	100	100	16	84	–	–
C44 : Outras neoplasias malignas da pele	99	10	10	–	–	89
S59 : Outros traumatismos do antebraço e os não especificados	99	92	75	17	–	7
S10 : Traumatismo superficial do pescoço	99	98	70	28	–	1
M66 : Ruptura espontânea de sinóvia e de tendão	99	66	45	12	9	33
K42 : Hérnia umbilical	99	14	5	–	9	85
M50 : Transtornos dos discos cervicais	98	41	19	1	21	57
T92 : Seqüelas de traumatismos do membro superior	98	22	22	–	–	76
V01 : Pedestre traumatizado em colisão com um veículo a pedal	97	97	27	70	–	–
V09 : Pedestre traumatizado em outros acidentes de transporte e acid. de transp. não espec.	96	96	21	75	–	–
M17 : Gonartrose [artrose do joelho]	95	8	5	2	1	87
X99 : Agressão por meio de objeto cortante ou penetrante	94	92	79	13	–	2
T81 : Complicações de procedimentos não classificadas em outra parte	93	90	88	2	–	3
S96 : Traumatismos do músculo e tendão ao nível do tornozelo e do pé	93	62	43	19	–	31
H90 : Perda de audição por transtorno de condução e/ou neuro-sensorial	92	87	9	1	77	5
S36 : Traumatismo de órgãos intra-abdominais	89	62	34	28	–	27
W19 : Queda sem especificação	88	86	59	27	–	2
S49 : Outros traumatismos e os não especificados do ombro e do braço	87	80	59	20	1	7
M19 : Outras artroses	83	21	16	1	4	62

Capítulo 57 - Brasil e Grandes Regiões

57.15 - Quantidade de acidentes do trabalho, por situação de registro e motivo, segundo os 200 códigos da Classificação Internacional de Doenças - CID-10 mais incidentes, na Região Sul - 2015

(conclusão)

CID 10	QUANTIDADE DE ACIDENTES DO TRABALHO					
	Total	Com CAT Registrada				Sem CAT Registrada
		Total	Motivo			
			Típico	Trajeto	Doença do Trabalho	
W45 : Penetração de corpo ou objeto estranho através da pele	79	78	77	1	–	1
T03 : Luxações, entorses e distensões envolvendo regiões múltiplas do corpo	77	75	49	26	–	2
M99 : Lesões biomecânicas não classificadas em outra parte	75	67	50	13	4	8
Z54 : Convalescença	75	75	41	33	1	–
T78 : Efeitos adversos não classificados em outra parte	74	73	66	1	6	1
M24 : Outras transtornos articulares específicos	74	58	42	13	3	16
T31 : Queimaduras classificadas segundo a extensão da superfície corporal atingida	73	66	64	–	2	7
R10 : Dor abdominal e pélvica	72	64	41	23	–	8
M72 : Transtornos fibroblásticos	71	16	6	2	8	55
M16 : Coxartrose [artrose do quadril]	71	15	4	1	10	56
M71 : Outras bursopatias	69	25	12	1	12	44
T93 : Seqüelas de traumatismos do membro inferior	69	19	13	6	–	50
Z01 : Outros exames e investigações especiais de pessoas s/ queixa ou diagnóstico relatado	69	69	64	4	1	–
H44 : Transtornos do globo ocular	68	63	63	–	–	5
H18 : Outros transtornos da córnea	65	61	61	–	–	4
R45 : Sintomas e sinais relativos ao estado emocional	63	63	55	8	–	–
Z03 : Observação e avaliação médica por doenças e afecções suspeitas	63	26	21	3	2	37
S23 : Luxação, entorse e distensão de articulações e dos ligamentos do tórax	63	59	48	10	1	4
R07 : Dor de garganta e no peito	62	59	38	20	1	3
X58 : Exposição a outros fatores especificados	61	61	61	–	–	–
A15 : Tuberculose respiratória, com confirmação bacteriológica e histológica	61	10	2	–	8	51
S65 : Traumatismo de vasos sangüíneos ao nível do punho e da mão	61	54	52	2	–	7
W18 : Outras quedas no mesmo nível	60	60	37	23	–	–
S39 : Outros traumatismos e os não especificados do abdome, do dorso e da pelve	60	54	43	11	–	6
J45 : Asma	60	11	5	1	5	49
S14 : Traumatismo de nervos e da medula espinhal ao nível cervical	59	47	25	22	–	12
S27 : Traumatismo de outros órgãos intratorácicos e dos não especificados	59	43	32	11	–	16
W17 : Outras quedas de um nível a outro	59	58	54	4	–	1
T04 : Traumatismos por esmagamento envolvendo múltiplas regiões do corpo	58	55	36	19	–	3
H11 : Outros transtornos da conjuntiva	58	57	56	1	–	1
T08 : Fratura da coluna, nível não especificado	58	44	34	10	–	14
V99 : Acidente de transporte não especificado	55	54	12	42	–	1
S87 : Traumatismo por esmagamento da perna	54	48	40	8	–	6
L24 : Dermatites de contato por irritantes	54	40	34	–	6	14
T75 : Efeitos de outras causas externas	54	51	51	–	–	3
S11 : Ferimento do pescoço	54	49	42	7	–	5
T63 : Efeito tóxico de contato com animais venenosos	53	36	35	1	–	17
R57 : Choque não classificado em outra parte	52	51	42	9	–	1
W10 : Queda em ou de escadas ou degraus	52	51	49	2	–	1
V20 : Motociclista traumatizado em colisão com um pedestre ou um animal	52	50	10	39	1	2
R51 : Cefaléia	51	49	36	12	1	2
V43 : Ocup. de autom. [carro] traumatiz. em colisão com autom. [carro], "pick up" ou caminh.	50	50	15	35	–	–
M20 : Deformidades adquiridas dos dedos das mãos e dos pés	50	21	20	1	–	29
L23 : Dermatites alérgicas de contato	49	28	20	–	8	21
Z02 : Exame médico e consulta com finalidades administrativas	49	45	38	7	–	4
M22 : Transtornos da rótula [patela]	47	14	10	–	4	33
T12 : Fratura do membro inferior, nível não especificado	47	28	15	13	–	19
W20 : Impacto causado por objeto lançado, projetado ou em queda	47	47	45	2	–	–
I21 : Infarto agudo do miocárdio	46	9	3	–	6	37
M84 : Transtornos da continuidade do osso	46	20	10	9	1	26
T10 : Fratura do membro superior, nível não especificado	46	32	22	10	–	14
S79 : Outros traumatismos e os não especificados do quadril e da coxa	45	41	27	14	–	4
S76 : Traumatismo de músculo e de tendão ao nível do quadril e da coxa	44	32	26	6	–	12
M43 : Outras dorsopatias deformantes	44	15	11	3	1	29
M96 : Transtornos osteomusculares pós-procedimentos não classificados em outra parte	43	39	29	7	3	4
X47 : Intoxicação acidental por e exposição a outros gases e vapores	43	43	43	–	–	–
M76 : Entesopatias dos membros inferiores, excluindo pé	42	22	18	–	4	20
S73 : Luxação, entorse e distensão da articulação e dos ligamentos do quadril	42	35	25	9	1	7
X44 : Envene. [intoxic.] acide. por exposiç. outras drogas, medicam. e subst. Biol. não espec.	42	42	42	–	–	–
L25 : Dermatite de contato não especificada	41	28	14	–	14	13
K43 : Hérnia ventral	41	4	1	–	3	37
T65 : Efeito tóxico de outras substâncias e as não especificadas	40	40	40	–	–	–
M67 : Outros transtornos das sinóvias e dos tendões	40	21	16	–	5	19
L02 : Abscesso cutâneo, furúnculo e antraz	40	32	26	5	1	8
R06 : Anormalidades da respiração	40	40	40	–	–	–
H54 : Cegueira e visão subnormal	39	15	14	1	–	24
Outras	4.847	3.640	2.682	796	162	1.207
Ignorado	47	15	11	3	1	32

Fonte: DATAPREV, CAT, SUB.
Nota: Os dados são preliminares, estando sujeitos a correções.

Capítulo 57 - Brasil e Grandes Regiões

57.16 - Quantidade de acidentes do trabalho, por situação de registro e motivo, segundo os 200 códigos da Classificação Internacional de Doenças - CID-10 mais incidentes, na Região Centro-Oeste - 2013

(continua)

CID 10	QUANTIDADE DE ACIDENTES DO TRABALHO					
	Total	Com CAT Registrada				Sem CAT Registrada
		Total	Motivo			
			Típico	Trajeto	Doença do Trabalho	
TOTAL	**51.793**	**40.965**	**30.984**	**9.133**	**848**	**10.828**
S62 : Fratura ao nível do punho e da mão	4.009	3.225	2.614	604	7	784
S61 : Ferimento do punho e da mão	3.932	3.807	3.724	76	7	125
S82 : Fratura da perna, incluindo tornozelo	2.739	2.014	939	1.067	8	725
M54 : Dorsalgia	2.412	1.051	828	172	51	1.361
S92 : Fratura do pé (exceto do tornozelo)	2.012	1.570	1.115	444	11	442
S93 : Luxação, entorse e distensão das articulações e ligamentos ao nível do tornozelo e pé	1.848	1.675	1.248	418	9	173
S52 : Fratura do antebraço	1.843	1.395	796	592	7	448
S60 : Traumatismo superficial do punho e da mão	1.740	1.679	1.507	169	3	61
S42 : Fratura do ombro e do braço	1.526	1.107	460	641	6	419
S80 : Traumatismo superficial da perna	1.233	1.139	794	345	–	94
S83 : Luxação, entorse e distensão das articulações e dos ligamentos do joelho	1.115	827	609	207	11	288
S90 : Traumatismo superficial do tornozelo e do pé	1.006	953	747	201	5	53
M75 : Lesões do ombro	904	265	136	30	99	639
M25 : Outros transtornos articulares não classificados em outra parte	824	589	417	153	19	235
S01 : Ferimento da cabeça	738	733	647	86	–	5
M65 : Sinovite e tenossinovite	737	261	135	24	102	476
T14 : Traumatismo de região não especificada do corpo	731	716	570	144	2	15
S68 : Amputação traumática ao nível do punho e da mão	730	579	551	28	–	151
S43 : Luxação, entorse e distensão das articulações e dos ligamentos da cintura escapular	724	551	317	228	6	173
S81 : Ferimento da perna	598	555	421	134	–	43
Z20 : Contato com e exposição a doenças transmissíveis	553	552	551	–	1	1
S72 : Fratura do fêmur	546	377	133	243	1	169
F43 : Reações ao "stress" grave e transtornos de adaptação	536	323	262	18	43	213
S51 : Ferimento do antebraço	474	457	423	33	1	17
S40 : Traumatismo superficial do ombro e do braço	471	440	297	142	1	31
S91 : Ferimentos do tornozelo e do pé	442	405	348	57	–	37
S22 : Fratura de costela(s), esterno e coluna torácica	440	332	209	123	–	108
S32 : Fratura da coluna lombar e da pelve	422	315	183	128	4	107
S06 : Traumatismo intracraniano	398	313	175	138	–	85
S63 : Luxação, entorse e distensão das articulações e ligamentos ao nível do punho e da mão	392	343	278	65	–	49
S50 : Traumatismo superficial do cotovelo e do antebraço	342	325	244	80	1	17
T07 : Traumatismos múltiplos não especificados	337	324	147	176	1	13
G56 : Mononeuropatias dos membros superiores	334	58	12	–	46	276
M23 : Transtornos internos dos joelhos	324	148	116	27	5	176
S66 : Traumatismo de músculo e tendão ao nível do punho e da mão	320	231	208	17	6	89
M51 : Outros transtornos de discos intervertebrais	317	81	54	11	16	236
T11 : Outros traumatismos de membro superior, nível não especificado	285	273	229	43	1	12
S02 : Fratura do crânio e dos ossos da face	274	224	158	65	1	50
S20 : Traumatismo superficial do tórax	257	237	169	68	–	20
T23 : Queimadura e corrosão do punho e da mão	256	251	246	5	–	5
Z04 : Exame e observação por outras razões	249	248	224	23	1	1
S00 : Traumatismo superficial da cabeça	248	244	200	44	–	4
F32 : Episódios depressivos	238	47	16	1	30	191
T00 : Traumatismos superficiais envolvendo múltiplas regiões do corpo	226	219	113	105	1	7
T15 : Corpo estranho na parte externa do olho	226	224	220	4	–	2
Z00 : Exame geral e investigação de pessoas sem queixas ou diagnóstico relatado	220	220	174	45	1	–
S30 : Traumatismo superficial do abdome, do dorso e da pelve	217	210	144	65	1	7
T29 : Queimaduras e corrosões de múltiplas regiões do corpo	213	200	156	44	–	13
M77 : Outras entesopatias	211	63	26	1	36	148
F41 : Outros transtornos ansiosos	204	80	31	6	43	124
T30 : Queimadura e corrosão, parte não especificada do corpo	198	180	172	8	–	18
Z57 : Exposição ocupacional a fatores de risco	197	197	195	1	1	–
S05 : Traumatismo do olho e da órbita ocular	196	178	172	6	–	18
T13 : Outros traumatismos de membro inferior, nível não especificado	190	180	119	61	–	10
M79 : Outros transtornos dos tecidos moles, não classificados em outra parte	183	158	114	41	3	25
T22 : Queimadura e corrosão do ombro e membro superior, exceto punho e mão	180	177	175	2	–	3
S41 : Ferimento do ombro e do braço	177	172	148	24	–	5
K40 : Hérnia inguinal	175	19	11	–	8	156
S70 : Traumatismo superficial do quadril e da coxa	171	162	115	47	–	9
T31 : Queimaduras classificadas segundo a extensão da superfície corporal atingida	171	151	136	15	–	20
S09 : Outros traumatismos da cabeça e os não especificados	161	157	106	51	–	4
H16 : Ceratite	148	137	133	4	–	11
S67 : Lesão por esmagamento do punho e da mão	141	131	129	2	–	10
T25 : Queimadura e corrosão do tornozelo e do pé	138	134	131	2	1	4
M62 : Outros transtornos musculares	135	128	109	18	1	7
S71 : Ferimento do quadril e da coxa	134	124	110	14	–	10

Capítulo 57 - Brasil e Grandes Regiões

57.16 - Quantidade de acidentes do trabalho, por situação de registro e motivo, segundo os 200 códigos da Classificação Internacional de Doenças - CID-10 mais incidentes, na Região Centro-Oeste - 2013

(continuação)

CID 10	QUANTIDADE DE ACIDENTES DO TRABALHO					
	Total	Com CAT Registrada				Sem CAT Registrada
		Total	Motivo			
			Típico	Trajeto	Doença do Trabalho	
S69 : Outros traumatismos e os não especificados do punho e da mão	130	119	108	10	1	11
T01 : Ferimentos envolvendo múltiplas regiões do corpo	130	124	78	46	–	6
T24 : Queimadura e corrosão do quadril e membro inferior, exceto tornozelo e do pé	111	103	99	4	–	8
T20 : Queimadura e corrosão da cabeça e pescoço	98	97	96	1	–	1
Z54 : Convalescença	93	93	60	28	5	–
S53 : Luxação, entorse e distensão das articulações e dos ligamentos do cotovelo	92	76	53	22	1	16
X99 : Agressão por meio de objeto cortante ou penetrante	87	86	82	4	–	1
S86 : Traumatismos de músculo e de tendão ao nível da perna	87	60	49	11	–	27
S33 : Luxação, entorse ou distensão das articulações e ligamentos da coluna lombar e pelve	86	77	64	12	1	9
W54 : Mordedura ou golpe provocado por cão	83	81	79	2	–	2
V89 : Acidente com um veículo a motor ou não-motorizado, tipo(s) de veículo(s) não espec.	79	79	14	65	–	–
T26 : Queimadura e corrosão limitadas ao olho e seus anexos	78	78	78	–	–	–
Y60 : Corte, punção, perfuração ou hemorragia acidentais dur. prest. cuidados méd./cirúrg.	75	75	75	–	–	–
S46 : Traumatismo de tendão e músculo ao nível do ombro e do braço	74	50	42	7	1	24
I83 : Varizes dos membros inferiores	73	8	2	–	6	65
S99 : Outros traumatismos e os não especificados do tornozelo e do pé	73	65	48	17	–	8
T92 : Seqüelas de traumatismos do membro superior	69	25	22	2	1	44
F33 : Transtorno depressivo recorrente	67	20	4	1	15	47
S98 : Amputação traumática do tornozelo e do pé	66	49	41	8	–	17
S12 : Fratura do pescoço	65	54	32	22	–	11
S31 : Ferimento do abdome, do dorso e da pelve	64	58	46	12	–	6
Z48 : Outro seguimento cirúrgico	62	62	58	4	–	–
W57 : Mordeduras e picadas de inseto e de outros artrópodes, não-venenosos	61	60	60	–	–	1
S13 : Luxação, entorse ou distensão das articulações e dos ligamentos do pescoço	61	56	33	23	–	5
T21 : Queimadura e corrosão do tronco	58	53	51	2	–	5
V09 : Pedestre traumatizado em outros acidentes de transporte e acid. de transp. não espec.	56	55	12	43	–	1
Y28 : Contato com objeto cortante ou penetrante, intenção não determinada	55	54	53	1	–	1
M53 : Outras dorsopatias não classificadas em outra parte	55	20	7	1	12	35
S36 : Traumatismo de órgãos intra-abdominais	54	44	23	21	–	10
R10 : Dor abdominal e pélvica	54	45	28	15	2	9
H10 : Conjuntivite	54	54	51	3	–	–
T02 : Fraturas envolvendo múltiplas regiões do corpo	53	46	22	24	–	7
S64 : Traumatismo de nervos ao nível do punho e da mão	50	37	31	6	–	13
Y69 : Acidente não especificado durante a prestação de cuidado médico e cirúrgico	50	50	49	1	–	–
T09 : Outros traumatismos de coluna e tronco, nível não especificado	49	40	26	13	1	9
S29 : Outros traumatismos do tórax e os não especificados	48	45	30	15	–	3
S89 : Outros traumatismos e os não especificados da perna	47	45	28	17	–	2
M99 : Lesões biomecânicas não classificadas em outra parte	47	40	30	9	1	7
S21 : Ferimento do tórax	46	44	32	12	–	2
S56 : Traumatismo do músculo e tendão ao nível do antebraço	46	35	30	5	–	11
M17 : Gonartrose [artrose do joelho]	44	13	10	2	1	31
T93 : Seqüelas de traumatismos do membro inferior	43	14	12	2	–	29
K42 : Hérnia umbilical	43	3	2	–	1	40
M70 : Transtornos dos tecidos moles relacionados com o uso, uso excessivo e pressão	42	21	10	3	8	21
S59 : Outros traumatismos do antebraço e os não especificados	41	41	33	8	–	–
S49 : Outros traumatismos e os não especificados do ombro e do braço	40	35	31	4	–	5
V01 : Pedestre traumatizado em colisão com um veículo a pedal	40	40	17	22	1	–
S97 : Lesão por esmagamento do tornozelo e do pé	40	37	33	4	–	3
L02 : Abscesso cutâneo, furúnculo e antraz	39	29	23	5	1	10
M96 : Transtornos osteomusculares pós-procedimentos não classificados em outra parte	38	33	19	14	–	5
T65 : Efeito tóxico de outras substâncias e as não especificadas	38	38	37	1	–	–
T63 : Efeito tóxico de contato com animais venenosos	36	33	32	1	–	3
V29 : Motociclista traumat. em outros acid. de transporte/acid de transporte não especif.	36	36	10	26	–	–
Z03 : Observação e avaliação médica por doenças e afecções suspeitas	36	33	32	1	–	3
A09 : Diarréia e gastroenterite de origem infecciosa presumível	34	34	34	–	–	–
M43 : Outras dorsopatias deformantes	34	28	18	9	1	6
R51 : Cefaléia	34	34	24	10	–	–
M19 : Outras artroses	34	10	8	1	1	24
T06 : Outros traumatismos envolvendo regiões múltiplas do corpo, não class. em outra parte	33	28	11	16	1	5
S23 : Luxação, entorse e distensão de articulações e dos ligamentos do tórax	33	30	22	8	–	3
T75 : Efeitos de outras causas externas	33	29	28	–	1	4
T81 : Complicações de procedimentos não classificadas em outra parte	33	30	30	–	–	3
T48 : Intox. p/ subst. que atuam prim. sobre os músc. lisos e esquel. e sobre o apar. resp.	33	33	33	–	–	–
M66 : Ruptura espontânea de sinóvia e de tendão	32	24	20	3	1	8
T59 : Efeito tóxico de outros gases, fumaças e vapores	32	32	32	–	–	–
W01 : Queda no mesmo nível por escorregão, tropeção ou passos em falsos [traspés]	32	32	26	6	–	–
S73 : Luxação, entorse e distensão da articulação e dos ligamentos do quadril	31	26	13	12	1	5
L98 : Outras afecções da pele e do tecido subcutâneo não classificadas em outra parte	31	29	27	2	–	2

Capítulo 57 - Brasil e Grandes Regiões

57.16 - Quantidade de acidentes do trabalho, por situação de registro e motivo, segundo os 200 códigos da Classificação Internacional de Doenças - CID-10 mais incidentes, na Região Centro-Oeste - 2013

(conclusão)

CID 10	QUANTIDADE DE ACIDENTES DO TRABALHO					
	Total	Com CAT Registrada				Sem CAT Registrada
		Total	Motivo			
			Típico	Trajeto	Doença do Trabalho	
H57 : Outros transtornos do olho e anexos	30	25	25	–	–	5
R57 : Choque não classificado em outra parte	30	30	26	4	–	–
R96 : Outras mortes súbitas de causa desconhecida	30	30	12	18	–	–
R45 : Sintomas e sinais relativos ao estado emocional	29	29	29	–	–	–
H90 : Perda de audição por transtorno de condução e/ou neuro-sensorial	29	24	2	–	22	5
S11 : Ferimento do pescoço	29	28	24	4	–	1
S96 : Traumatismos do músculo e tendão ao nível do tornozelo e do pé	29	23	19	3	1	6
R52 : Dor não classificada em outra parte	28	27	22	3	2	1
M24 : Outras transtornos articulares específicos	28	19	12	5	2	9
Z01 : Outros exames e investigações especiais de pessoas s/ queixa ou diagnóstico relatado	28	28	28	–	–	–
F31 : Transtorno afetivo bipolar	28	1	1	–	–	27
J45 : Asma	28	7	3	–	4	21
S14 : Traumatismo de nervos e da medula espinhal ao nível cervical	28	20	11	9	–	8
V28 : Motociclista traumatizado em um acidente de transporte sem colisão	27	27	4	22	1	–
M50 : Transtornos dos discos cervicais	27	16	13	–	3	11
S27 : Traumatismo de outros órgãos intratorácicos e dos não especificados	27	21	13	8	–	6
V87 : Acidente de trânsito de tipo especif, mas desconhecido modo de transporte da vítima	27	27	4	23	–	–
H54 : Cegueira e visão subnormal	27	14	13	1	–	13
S10 : Traumatismo superficial do pescoço	26	26	21	5	–	–
L23 : Dermatites alérgicas de contato	26	8	3	–	5	18
S87 : Traumatismo por esmagamento da perna	26	23	17	6	–	3
W45 : Penetração de corpo ou objeto estranho através da pele	26	26	26	–	–	–
T08 : Fratura da coluna, nível não especificado	25	22	13	9	–	3
M47 : Espondilose	25	13	8	2	3	12
T12 : Fratura do membro inferior, nível não especificado	25	20	8	12	–	5
W87 : Exposição a corrente elétrica não especificada	25	24	24	–	–	1
T78 : Efeitos adversos não classificados em outra parte	25	23	20	1	2	2
T03 : Luxações, entorses e distensões envolvendo regiões múltiplas do corpo	25	24	19	5	–	1
H44 : Transtornos do globo ocular	24	21	20	1	–	3
M84 : Transtornos da continuidade do osso	24	9	5	4	–	15
S88 : Amputação traumática da perna	24	16	5	11	–	8
W50 : Golpe, pancada, pontapé, mordedura ou escoriação infligidos por outra pessoa	24	24	16	8	–	–
S76 : Traumatismo de músculo e de tendão ao nível do quadril e da coxa	24	20	17	3	–	4
H18 : Outros transtornos da córnea	24	23	22	–	1	1
W26 : Contato com faca, espada e punhal	24	24	24	–	–	–
C44 : Outras neoplasias malignas da pele	23	8	7	1	–	15
L03 : Celulite (Flegmão)	23	17	13	4	–	6
W19 : Queda sem especificação	23	23	13	9	1	–
V23 : Motociclista traumatizado em colisão c/ automóvel [carro], "pick up" ou caminhonete	23	22	2	20	–	1
S39 : Outros traumatismos e os não especificados do abdome, do dorso e da pelve	23	22	16	6	–	1
R07 : Dor de garganta e no peito	22	22	12	10	–	–
M67 : Outros transtornos das sinóvias e dos tendões	22	11	9	1	1	11
S54 : Traumatismo de nervos ao nível do antebraço	22	13	9	4	–	9
Y00 : Agressão por meio de um objeto contundente	21	21	21	–	–	–
S65 : Traumatismo de vasos sangüíneos ao nível do punho e da mão	21	18	18	–	–	3
T10 : Fratura do membro superior, nível não especificado	21	19	15	4	–	2
G40 : Epilepsia	21	12	11	1	–	9
I21 : Infarto agudo do miocárdio	21	5	2	1	2	16
K46 : Hérnia abdominal não especificada	21	4	3	–	1	17
V74 : Ocupante de ônibus traumatizado em colisão c/ veículo de transporte pesado/ônibus	21	21	–	21	–	–
H11 : Outros transtornos da conjuntiva	21	20	19	–	1	1
H33 : Descolamentos e defeitos da retina	20	4	4	–	–	16
X47 : Intoxicação acidental por e exposição a outros gases e vapores	20	19	19	–	–	1
M22 : Transtornos da rótula [patela]	20	5	2	2	1	15
I64 : Acidente vascular cerebral, não especificado como hemorrágico ou isquêmico	20	7	4	–	3	13
T90 : Seqüelas de traumatismo da cabeça	19	16	11	5	–	3
M16 : Coxartrose [artrose do quadril]	19	3	2	–	1	16
L55 : Queimadura solar	19	19	19	–	–	–
S79 : Outros traumatismos e os não especificados do quadril e da coxa	18	15	13	2	–	3
H52 : Transtornos da refração e da acomodação	18	17	17	–	–	1
F10 : Transtornos mentais e comportamentais devidos ao uso de álcool	18	2	–	–	2	16
V20 : Motociclista traumatizado em colisão com um pedestre ou um animal	18	18	3	15	–	–
M71 : Outras bursopatias	17	11	5	4	2	6
A15 : Tuberculose respiratória, com confirmação bacteriológica e histológica	17	2	–	–	2	15
I10 : Hipertensão essencial (primária)	17	4	1	1	2	13
V80 : Pessoa montada em animal/ocupante de veículo a tração animal traumat em acid transp	17	17	7	10	–	–
Outras	2.330	1.791	1.324	358	109	539
Ignorado	37	8	5	2	1	29

Fonte: DATAPREV, CAT, SUB.
Nota: Os dados são preliminares, estando sujeitos a correções.

Capítulo 57 - Brasil e Grandes Regiões

57.17 - Quantidade de acidentes do trabalho, por situação de registro e motivo, segundo os 200 códigos da Classificação Internacional de Doenças - CID-10 mais incidentes, na Região Centro-Oeste - 2014

(continua)

CID 10	QUANTIDADE DE ACIDENTES DO TRABALHO					
	Total	Com CAT Registrada				Sem CAT Registrada
		Total	Motivo			
			Típico	Trajeto	Doença do Trabalho	
TOTAL	**50.909**	**41.348**	**31.254**	**9.251**	**843**	**9.561**
S62 : Fratura ao nível do punho e da mão	3.889	3.158	2.605	540	13	731
S61 : Ferimento do punho e da mão	3.808	3.686	3.571	113	2	122
S82 : Fratura da perna, incluindo tornozelo	2.548	1.855	861	988	6	693
M54 : Dorsalgia	2.268	1.169	918	199	52	1.099
S93 : Luxação, entorse e distensão das articulações e ligamentos ao nível do tornozelo e pé	1.981	1.785	1.339	443	3	196
S92 : Fratura do pé (exceto do tornozelo)	1.954	1.502	1.065	430	7	452
S52 : Fratura do antebraço	1.899	1.439	867	565	7	460
S60 : Traumatismo superficial do punho e da mão	1.784	1.720	1.517	197	6	64
S42 : Fratura do ombro e do braço	1.498	1.129	419	704	6	369
S80 : Traumatismo superficial da perna	1.275	1.210	815	393	2	65
S90 : Traumatismo superficial do tornozelo e do pé	1.155	1.103	844	258	1	52
S83 : Luxação, entorse e distensão das articulações e dos ligamentos do joelho	1.018	739	532	195	12	279
M75 : Lesões do ombro	926	318	155	42	121	608
T14 : Traumatismo de região não especificada do corpo	801	777	601	176	–	24
M25 : Outros transtornos articulares não classificados em outra parte	792	637	441	183	13	155
S68 : Amputação traumática ao nível do punho e da mão	687	554	539	14	1	133
S01 : Ferimento da cabeça	675	671	612	59	–	4
S43 : Luxação, entorse e distensão das articulações e dos ligamentos da cintura escapular	636	509	299	205	5	127
M65 : Sinovite e tenossinovite	628	264	145	20	99	364
Z20 : Contato com e exposição a doenças transmissíveis	603	602	597	1	4	1
S81 : Ferimento da perna	527	484	359	125	–	43
S72 : Fratura do fêmur	526	392	127	264	1	134
S40 : Traumatismo superficial do ombro e do braço	513	481	338	141	2	32
F43 : Reações ao "stress" grave e transtornos de adaptação	513	339	299	13	27	174
S51 : Ferimento do antebraço	449	439	401	38	–	10
S91 : Ferimentos do tornozelo e do pé	429	386	315	70	1	43
S22 : Fratura de costela(s), esterno e coluna torácica	416	335	241	93	1	81
S32 : Fratura da coluna lombar e da pelve	415	302	177	124	1	113
S63 : Luxação, entorse e distensão das articulações e ligamentos ao nível do punho e da mão	398	349	292	54	3	49
T07 : Traumatismos múltiplos não especificados	380	355	161	194	–	25
M23 : Transtornos internos dos joelhos	372	193	145	45	3	179
Z00 : Exame geral e investigação de pessoas sem queixas ou diagnóstico relatado	366	363	303	60	–	3
S06 : Traumatismo intracraniano	348	288	159	128	1	60
S50 : Traumatismo superficial do cotovelo e do antebraço	336	321	242	79	–	15
Z04 : Exame e observação por outras razões	333	333	312	21	–	–
M51 : Outros transtornos de discos intervertebrais	322	109	72	7	30	213
S00 : Traumatismo superficial da cabeça	314	312	265	47	–	2
G56 : Mononeuropatias dos membros superiores	313	63	22	4	37	250
S66 : Traumatismo de músculo e tendão ao nível do punho e da mão	313	243	227	13	3	70
Z57 : Exposição ocupacional a fatores de risco	292	290	288	1	1	2
T11 : Outros traumatismos de membro superior, nível não especificado	275	265	223	42	–	10
S20 : Traumatismo superficial do tórax	274	263	192	71	–	11
T23 : Queimadura e corrosão do punho e da mão	270	267	257	9	1	3
S02 : Fratura do crânio e dos ossos da face	264	232	152	80	–	32
T00 : Traumatismos superficiais envolvendo múltiplas regiões do corpo	252	247	128	118	1	5
M79 : Outros transtornos dos tecidos moles, não classificados em outra parte	234	201	139	56	6	33
T13 : Outros traumatismos de membro inferior, nível não especificado	219	209	146	63	–	10
F32 : Episódios depressivos	211	41	8	2	31	170
S05 : Traumatismo do olho e da órbita ocular	204	185	178	7	–	19
T15 : Corpo estranho na parte externa do olho	204	203	200	2	1	1
S70 : Traumatismo superficial do quadril e da coxa	196	188	130	57	1	8
T31 : Queimaduras classificadas segundo a extensão da superfície corporal atingida	196	177	154	23	–	19
M77 : Outras entesopatias	194	75	29	–	46	119
S30 : Traumatismo superficial do abdome, do dorso e da pelve	190	182	151	31	–	8
T29 : Queimaduras e corrosões de múltiplas regiões do corpo	189	177	144	33	–	12
F41 : Outros transtornos ansiosos	188	74	39	3	32	114
T30 : Queimadura e corrosão, parte não especificada do corpo	185	179	169	10	–	6
T22 : Queimadura e corrosão do ombro e membro superior, exceto punho e mão	183	180	171	9	–	3
S41 : Ferimento do ombro e do braço	173	167	138	29	–	6
K40 : Hérnia inguinal	162	20	11	–	9	142
S09 : Outros traumatismos da cabeça e os não especificados	162	157	111	45	1	5
T25 : Queimadura e corrosão do tornozelo e do pé	156	147	145	2	–	9
S69 : Outros traumatismos e os não especificados do punho e da mão	151	144	137	7	–	7
S67 : Lesão por esmagamento do punho e da mão	144	133	126	6	1	11
M62 : Outros transtornos musculares	136	128	106	21	1	8
S71 : Ferimento do quadril e da coxa	133	123	109	14	–	10

Capítulo 57 - Brasil e Grandes Regiões

57.17 - Quantidade de acidentes do trabalho, por situação de registro e motivo, segundo os 200 códigos da Classificação Internacional de Doenças - CID-10 mais incidentes, na Região Centro-Oeste - 2014

(continuação)

CID 10	QUANTIDADE DE ACIDENTES DO TRABALHO					
	Total	Com CAT Registrada				Sem CAT Registrada
		Total	Motivo			
			Típico	Trajeto	Doença do Trabalho	
H16 : Ceratite	128	119	117	1	1	9
S53 : Luxação, entorse e distensão das articulações e dos ligamentos do cotovelo	111	95	62	33	–	16
T24 : Queimadura e corrosão do quadril e membro inferior, exceto tornozelo e do pé	106	103	93	10	–	3
S99 : Outros traumatismos e os não especificados do tornozelo e do pé	95	82	64	17	1	13
T01 : Ferimentos envolvendo múltiplas regiões do corpo	88	83	46	37	–	5
W54 : Mordedura ou golpe provocado por cão	86	85	79	6	–	1
X99 : Agressão por meio de objeto cortante ou penetrante	82	82	78	4	–	–
S33 : Luxação, entorse ou distensão das articulações e ligamentos da coluna lombar e pelve	77	68	52	15	1	9
Y60 : Corte, punção, perfuração ou hemorragia acidentais dur. prest. cuidados méd./cirúrg.	75	75	75	–	–	–
Y69 : Acidente não especificado durante a prestação de cuidado médico e cirúrgico	75	75	75	–	–	–
Z54 : Convalescença	75	75	43	25	7	–
S46 : Traumatismo de tendão e músculo ao nível do ombro e do braço	74	43	38	3	2	31
T20 : Queimadura e corrosão da cabeça e pescoço	71	70	69	1	–	1
S12 : Fratura do pescoço	65	52	36	15	1	13
S31 : Ferimento do abdome, do dorso e da pelve	62	60	48	11	1	2
H10 : Conjuntivite	62	61	61	–	–	1
V29 : Motociclista traumat. em outros acid. de transporte/acid de transporte não especif.	61	59	8	51	–	2
T92 : Seqüelas de traumatismos do membro superior	60	24	20	4	–	36
F33 : Transtorno depressivo recorrente	60	15	2	1	12	45
S89 : Outros traumatismos e os não especificados da perna	59	57	39	18	–	2
S86 : Traumatismos de músculo e de tendão ao nível da perna	59	42	29	13	–	17
Z48 : Outro seguimento cirúrgico	56	56	51	5	–	–
T02 : Fraturas envolvendo múltiplas regiões do corpo	56	44	11	32	1	12
Y28 : Contato com objeto cortante ou penetrante, intenção não determinada	56	56	55	1	–	–
S36 : Traumatismo de órgãos intra-abdominais	54	39	21	17	1	15
S98 : Amputação traumática do tornozelo e do pé	53	46	36	10	–	7
S56 : Traumatismo do músculo e tendão ao nível do antebraço	53	43	41	2	–	10
T21 : Queimadura e corrosão do tronco	53	51	50	1	–	2
T93 : Seqüelas de traumatismos do membro inferior	53	16	10	5	1	37
T09 : Outros traumatismos de coluna e tronco, nível não especificado	52	50	37	13	–	2
I83 : Varizes dos membros inferiores	51	3	1	1	1	48
V87 : Acidente de trânsito de tipo especif, mas desconhecido modo de transporte da vítima	51	51	11	40	–	–
T26 : Queimadura e corrosão limitadas ao olho e seus anexos	51	50	49	1	–	1
R10 : Dor abdominal e pélvica	50	44	30	14	–	6
V89 : Acidente com um veículo a motor ou não-motorizado, tipo(s) de veículo(s) não espec.	48	48	13	34	1	–
W57 : Mordeduras e picadas de inseto e de outros artrópodes, não-venenosos	47	47	47	–	–	–
M53 : Outras dorsopatias não classificadas em outra parte	47	24	12	3	9	23
S21 : Ferimento do tórax	46	40	30	10	–	6
M50 : Transtornos dos discos cervicais	46	22	9	1	12	24
M70 : Transtornos dos tecidos moles relacionados com o uso, uso excessivo e pressão	45	32	13	10	9	13
M96 : Transtornos osteomusculares pós-procedimentos não classificados em outra parte	42	41	28	12	1	1
T08 : Fratura da coluna, nível não especificado	41	31	15	16	–	10
S13 : Luxação, entorse ou distensão das articulações e dos ligamentos do pescoço	41	38	25	13	–	3
V23 : Motociclista traumatizado em colisão c/ automóvel [carro], "pick up" ou caminhonete	41	40	9	31	–	1
S10 : Traumatismo superficial do pescoço	41	38	25	13	–	3
S29 : Outros traumatismos do tórax e os não especificados	41	38	27	11	–	3
R51 : Cefaléia	40	40	33	7	–	–
S97 : Lesão por esmagamento do tornozelo e do pé	40	36	30	6	–	4
S49 : Outros traumatismos e os não especificados do ombro e do braço	39	38	26	12	–	1
V01 : Pedestre traumatizado em colisão com um veículo a pedal	39	39	13	26	–	–
H57 : Outros transtornos do olho e anexos	37	36	35	1	–	1
V09 : Pedestre traumatizado em outros acidentes de transporte e acid. de transp. não espec.	37	37	7	30	–	–
L98 : Outras afecções da pele e do tecido subcutâneo não classificadas em outra parte	36	33	29	4	–	3
Z11 : Exame especial de rastreamento ("screening") de doenças infecciosas e parasitárias	35	35	35	–	–	–
R57 : Choque não classificado em outra parte	34	34	29	5	–	–
R52 : Dor não classificada em outra parte	33	33	26	7	–	–
T81 : Complicações de procedimentos não classificadas em outra parte	33	32	30	2	–	1
W01 : Queda no mesmo nível por escorregão, tropeção ou passos em falsos [traspés]	32	32	27	5	–	–
S64 : Traumatismo de nervos ao nível do punho e da mão	32	26	25	1	–	6
W87 : Exposição a corrente elétrica não especificada	32	32	31	1	–	–
M43 : Outras dorsopatias deformantes	31	22	13	8	1	9
S96 : Traumatismos do músculo e tendão ao nível do tornozelo e do pé	31	24	18	6	–	7
V28 : Motociclista traumatizado em um acidente de transporte sem colisão	31	31	6	25	–	–
M99 : Lesões biomecânicas não classificadas em outra parte	31	25	23	2	–	6
L02 : Abscesso cutâneo, furúnculo e antraz	31	23	20	2	1	8
T78 : Efeitos adversos não classificados em outra parte	30	27	24	–	3	3
T90 : Seqüelas de traumatismo da cabeça	30	21	15	6	–	9
Y19 : Enven. [intox.] expo. outr. prod. quím e subst. Nociv. e não especif., intenç. não determ.	30	29	29	–	–	1

Capítulo 57 - Brasil e Grandes Regiões

57.17 - Quantidade de acidentes do trabalho, por situação de registro e motivo, segundo os 200 códigos da Classificação Internacional de Doenças - CID-10 mais incidentes, na Região Centro-Oeste - 2014

(conclusão)

CID 10	QUANTIDADE DE ACIDENTES DO TRABALHO					
	Total	Com CAT Registrada				Sem CAT Registrada
		Total	Motivo			
			Típico	Trajeto	Doença do Trabalho	
M24 : Outras transtornos articulares específicos	30	18	15	3	–	12
K42 : Hérnia umbilical	29	2	1	–	1	27
S27 : Traumatismo de outros órgãos intratorácicos e dos não especificados	29	21	16	5	–	8
M19 : Outras artroses	29	14	4	3	7	15
H18 : Outros transtornos da córnea	29	27	26	1	–	2
T06 : Outros traumatismos envolvendo regiões múltiplas do corpo, não class. em outra parte	29	26	7	19	–	3
S59 : Outros traumatismos do antebraço e os não especificados	28	27	20	7	–	1
S14 : Traumatismo de nervos e da medula espinhal ao nível cervical	28	26	16	10	–	2
T63 : Efeito tóxico de contato com animais venenosos	28	23	22	1	–	5
R96 : Outras mortes súbitas de causa desconhecida	28	28	15	13	–	–
Z58 : Problemas relacionados com o ambiente físico	28	28	28	–	–	–
S65 : Traumatismo de vasos sangüíneos ao nível do punho e da mão	27	25	22	3	–	2
M22 : Transtornos da rótula [patela]	27	11	7	4	–	16
T75 : Efeitos de outras causas externas	27	26	24	2	–	1
F31 : Transtorno afetivo bipolar	26	8	1	–	7	18
W26 : Contato com faca, espada e punhal	25	25	25	–	–	–
T10 : Fratura do membro superior, nível não especificado	25	20	14	6	–	5
W45 : Penetração de corpo ou objeto estranho através da pele	25	25	24	1	–	–
S94 : Traumatismo dos nervos ao nível do tornozelo e do pé	25	21	15	6	–	4
Z01 : Outros exames e investigações especiais de pessoas s/ queixa ou diagnóstico relatado	24	24	23	1	–	–
Z03 : Observação e avaliação médica por doenças e afecções suspeitas	24	22	20	2	–	2
M17 : Gonartrose [artrose do joelho]	24	6	4	1	1	18
S76 : Traumatismo de músculo e de tendão ao nível do quadril e da coxa	24	18	15	3	–	6
H90 : Perda de audição por transtorno de condução e/ou neuro-sensorial	23	18	11	–	7	5
H44 : Transtornos do globo ocular	23	20	20	–	–	3
S88 : Amputação traumática da perna	23	19	11	8	–	4
W19 : Queda sem especificação	23	22	16	6	–	1
S39 : Outros traumatismos e os não especificados do abdome, do dorso e da pelve	22	20	13	7	–	2
T12 : Fratura do membro inferior, nível não especificado	22	17	11	6	–	5
T03 : Luxações, entorses e distensões envolvendo regiões múltiplas do corpo	21	20	13	7	–	1
S73 : Luxação, entorse e distensão da articulação e dos ligamentos do quadril	21	18	11	7	–	3
M84 : Transtornos da continuidade do osso	21	9	8	1	–	12
S23 : Luxação, entorse e distensão de articulações e dos ligamentos do tórax	21	19	17	2	–	2
H11 : Outros transtornos da conjuntiva	21	19	18	1	–	2
M16 : Coxartrose [artrose do quadril]	20	8	5	1	2	12
H33 : Descolamentos e defeitos da retina	20	10	8	2	–	10
H54 : Cegueira e visão subnormal	20	12	12	–	–	8
T54 : Efeito tóxico de corrosivos	20	20	20	–	–	–
A23 : Brucelose	19	12	1	–	11	7
L03 : Celulite (Flegmão)	19	15	13	2	–	4
J45 : Asma	19	3	2	–	1	16
T04 : Traumatismos por esmagamento envolvendo múltiplas regiões do corpo	19	19	14	5	–	–
M47 : Espondilose	19	7	5	–	2	12
L23 : Dermatites alérgicas de contato	19	9	8	–	1	10
M76 : Entesopatias dos membros inferiores, excluindo pé	17	14	13	1	–	3
S87 : Traumatismo por esmagamento da perna	17	15	12	3	–	2
R09 : Outros sintomas e sinais relativos aos aparelhos circulatório e respiratório	17	17	15	2	–	–
Y96 : Circunstância relativa às condições de trabalho	16	16	14	1	1	–
V02 : Pedestre traumatizado em colisão com um veículo a motor de duas ou três rodas	16	16	5	11	–	–
M66 : Ruptura espontânea de sinóvia e de tendão	16	12	11	1	–	4
S54 : Traumatismo de nervos ao nível do antebraço	16	14	12	2	–	2
M93 : Outras osteocondropatias	16	15	12	3	–	1
M12 : Outras artropatias especificadas	16	16	14	2	–	–
W10 : Queda em ou de escadas ou degraus	16	16	14	2	–	–
H83 : Outros transtornos do ouvido interno	16	16	3	–	13	–
W50 : Golpe, pancada, pontapé, mordedura ou escoriação infligidos por outra pessoa	16	16	8	8	–	–
R07 : Dor de garganta e no peito	16	15	12	3	–	1
S48 : Amputação traumática do ombro e do braço	16	15	13	2	–	1
I80 : Flebite e tromboflebite	15	5	4	1	–	10
I10 : Hipertensão essencial (primária)	15	5	1	2	2	10
V99 : Acidente de transporte não especificado	15	15	2	13	–	–
L60 : Afecções das unhas	15	13	13	–	–	2
C44 : Outras neoplasias malignas da pele	15	2	2	–	–	13
S03 : Luxação, entorse ou distensão das articulações e dos ligamentos da cabeça	15	14	12	2	–	1
C22 : Neoplasia maligna do fígado e das vias biliares intra-hepáticas	15	15	10	3	2	–
V22 : Motociclista traumatizado em colisão com um veículo a motor de duas ou três rodas	15	15	3	12	–	–
Outras	2.039	1.589	1.148	326	115	450
Ignorado	35	9	6	2	1	26

Fonte: DATAPREV, CAT, SUB.
Nota: Os dados são preliminares, estando sujeitos a correções.

Capítulo 57 - Brasil e Grandes Regiões

57.18 - Quantidade de acidentes do trabalho, por situação de registro e motivo, segundo os 200 códigos da Classificação Internacional de Doenças - CID-10 mais incidentes, na Região Centro-Oeste - 2015

(continua)

CID 10	QUANTIDADE DE ACIDENTES DO TRABALHO					
	Total	Com CAT Registrada				Sem CAT Registrada
		Total	Motivo			
			Típico	Trajeto	Doença do Trabalho	
TOTAL	**44.747**	**37.654**	**28.589**	**8.305**	**760**	**7.093**
S61 : Ferimento do punho e da mão	3.476	3.396	3.311	78	7	80
S62 : Fratura ao nível do punho e da mão	3.114	2.602	2.122	476	4	512
S82 : Fratura da perna, incluindo tornozelo	2.231	1.674	763	909	2	557
S93 : Luxação, entorse e distensão das articulações e ligamentos ao nível do tornozelo e pé	1.813	1.678	1.231	441	6	135
M54 : Dorsalgia	1.731	961	755	149	57	770
S92 : Fratura do pé (exceto do tornozelo)	1.703	1.344	923	414	7	359
S60 : Traumatismo superficial do punho e da mão	1.693	1.641	1.441	198	2	52
S52 : Fratura do antebraço	1.637	1.251	727	519	5	386
S42 : Fratura do ombro e do braço	1.261	963	387	571	5	298
S80 : Traumatismo superficial da perna	1.157	1.107	746	361	–	50
S90 : Traumatismo superficial do tornozelo e do pé	1.025	989	768	221	–	36
S83 : Luxação, entorse e distensão das articulações e dos ligamentos do joelho	895	673	491	175	7	222
Z20 : Contato com e exposição a doenças transmissíveis	804	803	798	1	4	1
M75 : Lesões do ombro	761	269	131	27	111	492
T14 : Traumatismo de região não especificada do corpo	720	707	544	162	1	13
F43 : Reações ao "stress" grave e transtornos de adaptação	677	546	496	7	43	131
M25 : Outros transtornos articulares não classificados em outra parte	658	564	415	142	7	94
S01 : Ferimento da cabeça	644	641	595	46	–	3
S43 : Luxação, entorse e distensão das articulações e dos ligamentos da cintura escapular	595	481	267	213	1	114
S68 : Amputação traumática ao nível do punho e da mão	514	410	396	14	–	104
S40 : Traumatismo superficial do ombro e do braço	492	468	316	152	–	24
S81 : Ferimento da perna	483	464	349	114	1	19
S51 : Ferimento do antebraço	440	435	404	31	–	5
S72 : Fratura do fêmur	439	327	115	210	2	112
M65 : Sinovite e tenossinovite	438	217	97	14	106	221
Z57 : Exposição ocupacional a fatores de risco	430	430	426	4	–	–
S32 : Fratura da coluna lombar e da pelve	396	301	169	129	3	95
S91 : Ferimentos do tornozelo e do pé	370	341	274	67	–	29
S22 : Fratura de costela(s), esterno e coluna torácica	345	276	191	83	2	69
Z04 : Exame e observação por outras razões	339	337	321	15	1	2
S50 : Traumatismo superficial do cotovelo e do antebraço	335	325	243	81	1	10
T07 : Traumatismos múltiplos não especificados	322	305	150	154	1	17
S06 : Traumatismo intracraniano	310	247	139	106	2	63
T23 : Queimadura e corrosão do punho e da mão	309	302	295	7	–	7
S63 : Luxação, entorse e distensão das articulações e ligamentos ao nível do punho e da mão	304	280	232	47	1	24
Z00 : Exame geral e investigação de pessoas sem queixas ou diagnóstico relatado	299	299	263	36	–	–
S00 : Traumatismo superficial da cabeça	287	287	249	38	–	–
S66 : Traumatismo de músculo e tendão ao nível do punho e da mão	261	191	181	10	–	70
M51 : Outros transtornos de discos intervertebrais	252	76	47	6	23	176
M23 : Transtornos internos dos joelhos	230	118	93	21	4	112
T11 : Outros traumatismos de membro superior, nível não especificado	227	222	186	35	1	5
M79 : Outros transtornos dos tecidos moles, não classificados em outra parte	217	193	139	50	4	24
S20 : Traumatismo superficial do tórax	216	207	141	66	–	9
G56 : Mononeuropatias dos membros superiores	214	48	11	–	37	166
S70 : Traumatismo superficial do quadril e da coxa	212	204	139	65	–	8
S02 : Fratura do crânio e dos ossos da face	211	185	126	58	1	26
T13 : Outros traumatismos de membro inferior, nível não especificado	207	202	135	67	–	5
S05 : Traumatismo do olho e da órbita ocular	191	170	162	8	–	21
T00 : Traumatismos superficiais envolvendo múltiplas regiões do corpo	189	188	104	84	–	1
S30 : Traumatismo superficial do abdome, do dorso e da pelve	184	176	132	43	1	8
T22 : Queimadura e corrosão do ombro e membro superior, exceto punho e mão	183	178	168	10	–	5
T15 : Corpo estranho na parte externa do olho	162	161	159	2	–	1
T29 : Queimaduras e corrosões de múltiplas regiões do corpo	160	149	119	30	–	11
S41 : Ferimento do ombro e do braço	158	156	130	25	1	2
T30 : Queimadura e corrosão, parte não especificada do corpo	157	154	142	12	–	3
F41 : Outros transtornos ansiosos	157	45	14	2	29	112
T25 : Queimadura e corrosão do tornozelo e do pé	151	146	143	3	–	5
F32 : Episódios depressivos	148	46	11	–	35	102
T31 : Queimaduras classificadas segundo a extensão da superfície corporal atingida	145	132	119	13	–	13
K40 : Hérnia inguinal	129	23	15	–	8	106
M62 : Outros transtornos musculares	126	117	97	19	1	9
S09 : Outros traumatismos da cabeça e os não especificados	125	123	88	35	–	2
H16 : Ceratite	118	115	114	–	1	3
S69 : Outros traumatismos e os não especificados do punho e da mão	116	106	95	11	–	10
M77 : Outras entesopatias	114	40	18	4	18	74
S67 : Lesão por esmagamento do punho e da mão	107	102	101	1	–	5

Capítulo 57 - Brasil e Grandes Regiões

57.18 - Quantidade de acidentes do trabalho, por situação de registro e motivo, segundo os 200 códigos da Classificação Internacional de Doenças - CID-10 mais incidentes, na Região Centro-Oeste - 2015

(continuação)

CID 10	QUANTIDADE DE ACIDENTES DO TRABALHO					
	Total	Com CAT Registrada				Sem CAT Registrada
		Total	Motivo			
			Típico	Trajeto	Doença do Trabalho	
S71 : Ferimento do quadril e da coxa	106	105	83	22	–	1
Z54 : Convalescença	104	104	71	23	10	–
Z48 : Outro seguimento cirúrgico	95	95	87	8	–	–
T20 : Queimadura e corrosão da cabeça e pescoço	93	90	85	4	1	3
W54 : Mordedura ou golpe provocado por cão	88	88	84	4	–	–
T01 : Ferimentos envolvendo múltiplas regiões do corpo	87	82	56	26	–	5
S33 : Luxação, entorse ou distensão das articulações e ligamentos da coluna lombar e pelve	87	77	62	15	–	10
Y60 : Corte, punção, perfuração ou hemorragia acidentais dur. prest. cuidados méd./cirúrg.	85	85	85	–	–	–
T24 : Queimadura e corrosão do quadril e membro inferior, exceto tornozelo e do pé	84	80	73	6	1	4
V29 : Motociclista traumat. em outros acid. de transporte/acid de transporte não especif.	84	83	10	73	–	1
S53 : Luxação, entorse e distensão das articulações e dos ligamentos do cotovelo	81	70	56	14	–	11
S99 : Outros traumatismos e os não especificados do tornozelo e do pé	76	71	50	21	–	5
Y69 : Acidente não especificado durante a prestação de cuidado médico e cirúrgico	70	70	70	–	–	–
T26 : Queimadura e corrosão limitadas ao olho e seus anexos	69	68	68	–	–	1
X99 : Agressão por meio de objeto cortante ou penetrante	66	64	61	3	–	2
S31 : Ferimento do abdome, do dorso e da pelve	59	52	44	8	–	7
F33 : Transtorno depressivo recorrente	59	25	10	–	15	34
S12 : Fratura do pescoço	59	55	26	29	–	4
V01 : Pedestre traumatizado em colisão com um veículo a pedal	57	57	15	42	–	–
S46 : Traumatismo de tendão e músculo ao nível do ombro e do braço	56	39	34	4	1	17
V87 : Acidente de trânsito de tipo especif, mas desconhecido modo de transporte da vítima	56	55	15	40	–	1
S86 : Traumatismos de músculo e de tendão ao nível da perna	52	36	25	10	1	16
S89 : Outros traumatismos e os não especificados da perna	51	48	36	12	–	3
S56 : Traumatismo do músculo e tendão ao nível do antebraço	48	38	32	4	2	10
Y28 : Contato com objeto cortante ou penetrante, intenção não determinada	48	48	47	1	–	–
S98 : Amputação traumática do tornozelo e do pé	48	37	31	6	–	11
H10 : Conjuntivite	47	46	46	–	–	1
S36 : Traumatismo de órgãos intra-abdominais	47	38	20	18	–	9
T21 : Queimadura e corrosão do tronco	46	45	45	–	–	1
Y19 : Enven. [intox.] expo. outr. prod. quím e subst. Nociv. e não especif., intenç. não determ.	45	45	45	–	–	–
T92 : Seqüelas de traumatismos do membro superior	45	17	11	5	1	28
S29 : Outros traumatismos do tórax e os não especificados	45	40	29	11	–	5
V09 : Pedestre traumatizado em outros acidentes de transporte e acid. de transp. não espec.	44	44	10	34	–	–
S14 : Traumatismo de nervos e da medula espinhal ao nível cervical	43	39	26	13	–	4
W57 : Mordeduras e picadas de inseto e de outros artrópodes, não-venenosos	43	43	40	3	–	–
T93 : Seqüelas de traumatismos do membro inferior	43	17	10	5	2	26
R52 : Dor não classificada em outra parte	42	42	30	12	–	–
V89 : Acidente com um veículo a motor ou não-motorizado, tipo(s) de veículo(s) não espec.	42	42	9	33	–	–
R10 : Dor abdominal e pélvica	40	39	24	13	2	1
T02 : Fraturas envolvendo múltiplas regiões do corpo	39	33	10	23	–	6
T09 : Outros traumatismos de coluna e tronco, nível não especificado	39	36	26	10	–	3
S13 : Luxação, entorse ou distensão das articulações e dos ligamentos do pescoço	37	37	28	9	–	–
W01 : Queda no mesmo nível por escorregão, tropeção ou passos em falsos [traspés]	36	36	27	9	–	–
T81 : Complicações de procedimentos não classificadas em outra parte	36	35	33	2	–	1
W87 : Exposição a corrente elétrica não especificada	36	35	33	1	1	1
M53 : Outras dorsopatias não classificadas em outra parte	36	21	11	3	7	15
I83 : Varizes dos membros inferiores	35	8	3	–	5	27
T08 : Fratura da coluna, nível não especificado	34	31	22	9	–	3
S59 : Outros traumatismos do antebraço e os não especificados	34	34	26	8	–	–
R96 : Outras mortes súbitas de causa desconhecida	33	33	12	21	–	–
S10 : Traumatismo superficial do pescoço	32	31	26	5	–	1
H18 : Outros transtornos da córnea	32	25	25	–	–	7
V23 : Motociclista traumatizado em colisão c/ automóvel [carro], "pick up" ou caminhonete	31	30	4	26	–	1
T06 : Outros traumatismos envolvendo regiões múltiplas do corpo, não class. em outra parte	30	28	11	17	–	2
Z01 : Outros exames e investigações especiais de pessoas s/ queixa ou diagnóstico relatado	30	30	28	2	–	–
S64 : Traumatismo de nervos ao nível do punho e da mão	30	17	15	2	–	13
R57 : Choque não classificado em outra parte	30	29	26	3	–	1
S73 : Luxação, entorse e distensão da articulação e dos ligamentos do quadril	28	22	13	9	–	6
V28 : Motociclista traumatizado em um acidente de transporte sem colisão	28	27	5	22	–	1
H57 : Outros transtornos do olho e anexos	28	28	28	–	–	–
M17 : Gonartrose [artrose do joelho]	28	7	5	1	1	21
M70 : Transtornos dos tecidos moles relacionados com o uso, uso excessivo e pressão	27	15	11	2	2	12
S21 : Ferimento do tórax	27	25	19	6	–	2
T65 : Efeito tóxico de outras substâncias e as não especificadas	27	26	25	–	1	1
H11 : Outros transtornos da conjuntiva	27	27	27	–	–	–
M50 : Transtornos dos discos cervicais	27	10	5	3	2	17
W45 : Penetração de corpo ou objeto estranho através da pele	27	27	26	1	–	–
L02 : Abscesso cutâneo, furúnculo e antraz	26	19	13	5	1	7

Capítulo 57 - Brasil e Grandes Regiões

57.18 - Quantidade de acidentes do trabalho, por situação de registro e motivo, segundo os 200 códigos da Classificação Internacional de Doenças - CID-10 mais incidentes, na Região Centro-Oeste - 2015

(conclusão)

CID 10	QUANTIDADE DE ACIDENTES DO TRABALHO					
	Total	Com CAT Registrada				Sem CAT Registrada
		Total	Motivo			
			Típico	Trajeto	Doença do Trabalho	
M24 : Outras transtornos articulares específicos	25	20	14	4	2	5
R51 : Cefaléia	25	25	20	5	–	–
S23 : Luxação, entorse e distensão de articulações e dos ligamentos do tórax	24	22	17	5	–	2
M43 : Outras dorsopatias deformantes	24	16	11	4	1	8
T90 : Seqüelas de traumatismo da cabeça	24	18	11	7	–	6
T03 : Luxações, entorses e distensões envolvendo regiões múltiplas do corpo	24	23	13	10	–	1
F31 : Transtorno afetivo bipolar	24	8	–	–	8	16
L98 : Outras afecções da pele e do tecido subcutâneo não classificadas em outra parte	24	23	17	6	–	1
M96 : Transtornos osteomusculares pós-procedimentos não classificados em outra parte	23	20	15	4	1	3
M19 : Outras artroses	23	6	4	–	2	17
S11 : Ferimento do pescoço	22	22	18	4	–	–
W19 : Queda sem especificação	22	22	15	7	–	–
S96 : Traumatismos do músculo e tendão ao nível do tornozelo e do pé	22	19	10	9	–	3
K25 : Úlcera gástrica	22	22	21	1	–	–
T63 : Efeito tóxico de contato com animais venenosos	21	20	19	1	–	1
S49 : Outros traumatismos e os não especificados do ombro e do braço	21	20	12	8	–	1
S27 : Traumatismo de outros órgãos intratorácicos e dos não especificados	21	17	11	6	–	4
C44 : Outras neoplasias malignas da pele	21	14	13	–	1	7
M66 : Ruptura espontânea de sinóvia e de tendão	21	15	10	5	–	6
R07 : Dor de garganta e no peito	21	20	10	10	–	1
T57 : Efeito tóxico de outras substâncias inorgânicas	20	20	20	–	–	–
K42 : Hérnia umbilical	20	3	1	–	2	17
H83 : Outros transtornos do ouvido interno	20	20	3	1	16	–
S88 : Amputação traumática da perna	20	15	5	10	–	5
M99 : Lesões biomecânicas não classificadas em outra parte	20	18	15	3	–	2
S97 : Lesão por esmagamento do tornozelo e do pé	19	17	15	2	–	2
T12 : Fratura do membro inferior, nível não especificado	19	16	6	10	–	3
S39 : Outros traumatismos e os não especificados do abdome, do dorso e da pelve	19	18	13	5	–	1
J68 : Afecções respiratórias devidas a inalação de prod. químicos, gases, fumaças e vapores	18	18	18	–	–	–
M22 : Transtornos da rótula [patela]	18	11	7	2	2	7
M20 : Deformidades adquiridas dos dedos das mãos e dos pés	18	16	15	1	–	2
K08 : Outros transtornos dos dentes e de suas estruturas de sustentação	18	17	16	1	–	1
Z71 : Pessoas em cont. c/ serv. de saúde p/ outr. Acons. e cons. méd., não class. em out. parte	18	18	14	4	–	–
T78 : Efeitos adversos não classificados em outra parte	18	17	16	1	–	1
H54 : Cegueira e visão subnormal	17	7	7	–	–	10
M47 : Espondilose	17	8	4	1	3	9
S54 : Traumatismo de nervos ao nível do antebraço	17	14	9	5	–	3
T10 : Fratura do membro superior, nível não especificado	16	13	9	4	–	3
Y64 : Medicamentos ou substâncias biológicas contaminados	16	16	14	–	2	–
S65 : Traumatismo de vasos sangüíneos ao nível do punho e da mão	16	13	13	–	–	3
A23 : Brucelose	16	11	2	–	9	5
V22 : Motociclista traumatizado em colisão com um veículo a motor de duas ou três rodas	15	15	3	12	–	–
H44 : Transtornos do globo ocular	15	13	13	–	–	2
H90 : Perda de audição por transtorno de condução e/ou neuro-sensorial	15	13	5	–	8	2
M84 : Transtornos da continuidade do osso	15	4	3	1	–	11
T79 : Algumas complicações precoces dos traumatismos não classificadas em outra parte	15	14	12	2	–	1
L08 : Outras infecções localizadas da pele e do tecido subcutâneo	15	15	13	2	–	–
T75 : Efeitos de outras causas externas	15	14	13	1	–	1
S94 : Traumatismo dos nervos ao nível do tornozelo e do pé	15	14	8	6	–	1
M16 : Coxartrose [artrose do quadril]	14	7	5	1	1	7
L03 : Celulite (Flegmão)	14	10	9	1	–	4
S76 : Traumatismo de músculo e de tendão ao nível do quadril e da coxa	14	13	10	3	–	1
W10 : Queda em ou de escadas ou degraus	14	14	12	2	–	–
Y04 : Agressão por meio de força corporal	14	14	12	2	–	–
S57 : Lesão por esmagamento do antebraço	13	13	11	2	–	–
V02 : Pedestre traumatizado em colisão com um veículo a motor de duas ou três rodas	13	13	3	10	–	–
V20 : Motociclista traumatizado em colisão com um pedestre ou um animal	13	13	3	10	–	–
V19 : Ciclista traumatizado em outros acidentes de transp e acidentes de transp não especif.	13	13	1	12	–	–
L01 : Impetigo	13	13	13	–	–	–
X47 : Intoxicação acidental por e exposição a outros gases e vapores	13	13	13	–	–	–
V49 : Ocup. de um autom. traumatiz. outro acid. de transp. e em acid. de transp. não especif.	13	13	2	11	–	–
Z02 : Exame médico e consulta com finalidades administrativas	13	13	10	3	–	–
Y96 : Circunstância relativa às condições de trabalho	13	12	12	–	–	1
L60 : Afecções das unhas	13	13	11	2	–	–
V48 : Ocup. de um automóvel [carro] traumatizado em um acidente de transporte sem colisão	13	13	3	10	–	–
K01 : Dentes inclusos e impactados	13	13	12	1	–	–
Outras	1.697	1.363	1.018	252	93	334
Ignorado	6	3	3	–	–	3

Fonte: DATAPREV, CAT, SUB.
Nota: Os dados são preliminares, estando sujeitos a correções.

Subseção D - Acidentes do Trabalho Segundo o Município

Tem sido observado ao longo do tempo um aumento da demanda por informações no âmbito municipal, com o objetivo de subsidiar a elaboração de políticas públicas, o planejamento de ações sociais ou direcionar esforços para atender à solução de problemas específicos, como saúde e segurança do trabalhador. Diversos órgãos públicos têm posto à disposição da sociedade informações provenientes de pesquisas, dados cadastrais e registros administrativos que auxiliam nesta tarefa. Neste contexto, os Ministérios da Previdência Social e do Trabalho e Emprego, publicam estatísticas de acidentes do trabalho por município, visando contribuir para o acompanhamento dos acidentes do trabalho e permitir a construção de indicadores úteis ao planejamento municipal.

Cabe destacar que, de forma análoga a Subseção A, foi necessário alterar as tabelas dessa subseção em função da nova metodologia de caracterização de benefícios acidentários, contabilizando, assim, os benefícios sem CAT. Não houve problema na captação da variável Município, pois essa variável está presente em todos os benefícios concedidos, quer tenham ou não CAT registrada.

Para maiores esclarecimentos sobre os conceitos envolvidos na nova metodologia de caracterização de benefícios acidentários, ver texto da Subseção A.

Nesta seção são apresentadas informações sobre a quantidade de acidentes do trabalho segundo a situação do registro, o motivo do acidente e a quantidade de óbitos por município, para os anos de 2014 e 2015, extraídas do Sistema de Comunicação de Acidentes do Trabalho, do Sistema Único de Benefícios – SUB e do Cadastro Nacional de Informações Sociais – CNIS.

É importante ressaltar que o município apresentado nas tabelas é o de ocorrência do acidente. Desta forma, as estatísticas publicadas podem divergir de levantamentos locais, caso seja utilizado o conceito de município de localização do estabelecimento empregador ou município de residência do segurado acidentado.

Capítulo 58 - Estatísticas Municipais

58.1 - Estatísticas municipais de acidentes do trabalho, por situação do registro e motivo - 2014/2015

(continua)

MUNICÍPIO	ESTATÍSTICAS DE ACIDENTES DO TRABALHO													
	Total		Com CAT Registrada								Sem CAT Registrada		Óbito	
			Total		Motivo									
					Típico		Trajeto		Doença do Trabalho					
	2014	2015	2014	2015	2014	2015	2014	2015	2014	2015	2014	2015	2014	2015
TOTAL	**712.302**	**612.632**	**564.283**	**502.942**	**430.454**	**383.663**	**116.230**	**106.039**	**17.599**	**13.240**	**148.019**	**109.690**	**2.819**	**2.502**
Rondônia	**5.611**	**4.714**	**3.978**	**3.207**	**3.013**	**2.296**	**859**	**808**	**106**	**103**	**1.633**	**1.507**	**40**	**30**
Alta Floresta d'Oeste	86	39	27	28	20	16	7	12	–	–	59	11	1	1
Ariquemes	312	246	224	173	177	114	40	52	7	7	88	73	6	4
Cabixi	2	8	2	8	2	7	–	1	–	–	–	–	–	–
Cacoal	506	555	271	261	176	169	89	85	6	7	235	294	–	–
Cerejeiras	21	13	21	13	18	8	3	4	–	1	–	–	–	1
Colorado do Oeste	48	33	19	20	15	12	3	8	1	–	29	13	–	1
Corumbiara	14	17	14	17	14	14	–	3	–	–	–	–	–	1
Costa Marques	6	4	6	4	6	3	–	1	–	–	–	–	–	1
Espigão d'Oeste	97	73	69	63	56	46	13	17	–	–	28	10	1	–
Guajará-Mirim	44	22	19	20	15	10	4	9	–	1	25	2	–	–
Jaru	191	175	86	61	56	45	24	15	6	1	105	114	–	–
Ji-Paraná	478	387	258	222	169	135	84	80	5	7	220	165	2	1
Machadinho d'Oeste	39	24	21	15	12	10	9	5	–	–	18	9	–	–
Nova Brasilândia d'Oeste	29	16	6	12	5	11	1	1	–	–	23	4	–	–
Ouro Preto do Oeste	413	351	31	26	22	15	9	10	–	1	382	325	–	1
Pimenta Bueno	145	150	109	99	66	70	41	28	2	1	36	51	1	1
Porto Velho	2.056	1.545	1.839	1.273	1.439	932	351	304	49	37	217	272	10	15
Presidente Médici-RO	38	50	16	23	13	18	3	5	–	–	22	27	–	–
Rio Crespo	5	7	5	7	4	5	1	1	–	1	–	–	1	–
Rolim de Moura	310	264	264	208	198	150	48	42	18	16	46	56	3	–
Santa Luzia d'Oeste	15	11	15	11	12	6	3	5	–	–	–	–	–	–
Vilhena	278	232	220	197	160	140	51	43	9	14	58	35	1	1
São Miguel do Guaporé	53	50	53	50	45	39	7	11	1	–	–	–	–	–
Nova Mamoré	13	10	13	10	10	7	3	3	–	–	–	–	–	–
Alvorada d'Oeste	10	9	10	9	8	7	2	2	–	–	–	–	1	–
Alto Alegre dos Parecis	6	14	6	14	6	7	–	5	–	2	–	–	–	–
Alto Paraíso	16	8	16	8	12	6	4	1	–	1	–	–	2	–
Buritis-RO	25	36	25	36	18	27	7	7	–	2	–	–	1	–
Novo Horizonte do Oeste	10	11	10	11	8	9	2	2	–	–	–	–	–	–
Cacaulândia	10	5	10	5	10	5	–	–	–	–	–	–	–	–
Campo Novo de Rondônia	7	3	7	3	5	1	2	2	–	–	–	–	–	–
Candeias do Jamari	58	20	58	20	51	13	7	6	–	1	–	–	1	–
Castanheiras	3	3	3	3	2	2	1	–	–	1	–	–	–	–
Chupinguaia	72	125	72	125	64	121	7	3	1	1	–	–	–	–
Cujubim	24	22	24	22	16	18	8	4	–	–	–	–	1	–
Governador Jorge Teixeira	3	–	3	–	3	–	–	–	–	–	–	–	–	–
Itapuã do Oeste	28	28	28	28	25	27	3	1	–	–	–	–	1	–
Ministro Andreazza	13	9	13	9	10	5	3	4	–	–	–	–	–	–
Mirante da Serra	7	4	7	4	5	3	2	1	–	–	–	–	–	–
Monte Negro	7	10	7	10	5	9	2	1	–	–	–	–	–	1
Nova União-RO	–	1	–	1	–	1	–	–	–	–	–	–	–	–
Parecis	14	13	14	13	13	12	1	1	–	–	–	–	6	–
Pimenteiras do Oeste	5	5	5	5	5	5	–	–	–	–	–	–	1	1
Primavera de Rondônia	7	4	7	4	6	3	–	1	1	–	–	–	–	–
São Felipe d'Oeste	3	4	3	4	3	3	–	1	–	–	–	–	–	–
São Francisco do Guaporé	8	13	8	13	5	8	3	5	–	–	–	–	–	–
Seringueiras	12	13	12	13	9	9	3	4	–	–	–	–	–	–
Teixeirópolis	2	1	2	1	2	–	–	1	–	–	–	–	–	–
Theobroma	–	2	–	2	–	2	–	–	–	–	–	–	–	–
Urupá	5	3	5	3	3	2	2	–	–	1	–	–	–	–
Vale do Anari	1	6	1	6	1	6	–	–	–	–	–	–	–	–
Vale do Paraíso	3	–	3	–	2	–	1	–	–	–	–	–	–	–
Ignorado Rondônia	53	60	11	14	6	3	5	11	–	–	42	46	–	–
Acre	**1.195**	**988**	**584**	**577**	**392**	**387**	**187**	**179**	**5**	**11**	**611**	**411**	**6**	**1**
Acrelândia	8	3	8	3	6	1	2	2	–	–	–	–	–	–
Assis Brasil	–	2	–	2	–	2	–	–	–	–	–	–	–	1
Brasiléia	99	25	9	8	7	6	2	2	–	–	90	17	–	–
Bujari	5	4	5	4	2	3	3	1	–	–	–	–	–	–
Capixaba	3	3	3	3	3	3	–	–	–	–	–	–	–	–
Cruzeiro do Sul-AC	97	70	17	25	13	19	4	6	–	–	80	45	1	–
Epitaciolândia	4	2	4	2	4	1	–	1	–	–	–	–	–	–
Feijó	3	2	3	2	3	–	–	2	–	–	–	–	–	–
Mâncio Lima	4	–	4	–	2	–	2	–	–	–	–	–	–	–
Manoel Urbano	2	8	2	8	2	5	–	3	–	–	–	–	–	–

Capítulo 58 - Estatísticas Municipais

58.1 - Estatísticas municipais de acidentes do trabalho, por situação do registro e motivo - 2014/2015

(continuação)

MUNICÍPIO	ESTATÍSTICAS DE ACIDENTES DO TRABALHO													
	Total		Com CAT Registrada								Sem CAT Registrada		Óbito	
			Total		Motivo									
					Típico		Trajeto		Doença do Trabalho					
	2014	2015	2014	2015	2014	2015	2014	2015	2014	2015	2014	2015	2014	2015
Marechal Thaumaturgo	–	1	–	1	–	1	–	–	–	–	–	–	–	–
Plácido de Castro	13	8	13	8	10	7	3	1	–	–	–	–	–	–
Porto Walter	–	1	–	1	–	–	–	1	–	–	–	–	–	–
Rio Branco-AC	801	745	474	476	311	318	158	147	5	11	327	269	5	–
Rodrigues Alves	–	1	–	1	–	1	–	–	–	–	–	–	–	–
Santa Rosa do Purus	–	1	–	1	–	1	–	–	–	–	–	–	–	–
Senador Guiomard	11	9	11	9	10	5	1	4	–	–	–	–	–	–
Sena Madureira	14	13	14	13	8	9	6	4	–	–	–	–	–	–
Tarauacá	49	37	4	4	2	2	2	2	–	–	45	33	–	–
Xapuri	1	2	1	2	1	2	–	–	–	–	–	–	–	–
Porto Acre	7	3	7	3	7	1	–	2	–	–	–	–	–	–
Ignorado Acre	74	48	5	1	1	–	4	1	–	–	69	47	–	–
Amazonas	**8.923**	**8.203**	**6.828**	**5.877**	**5.142**	**4.373**	**1.175**	**1.013**	**511**	**491**	**2.095**	**2.326**	**34**	**30**
Alvarães	2	5	2	5	1	5	1	–	–	–	–	–	–	–
Anori	1	1	1	1	1	1	–	–	–	–	–	–	–	–
Apuí	4	3	4	3	2	2	1	1	1	–	–	–	1	–
Atalaia do Norte	2	4	2	4	1	3	1	1	–	–	–	–	1	1
Autazes	3	5	1	5	–	5	1	–	–	–	2	–	–	–
Barcelos	8	5	8	5	8	4	–	1	–	–	–	–	–	–
Barreirinha	1	–	1	–	1	–	–	–	–	–	–	–	–	–
Benjamin Constant	1	2	1	2	1	2	–	–	–	–	–	–	–	–
Beruri	–	1	–	1	–	1	–	–	–	–	–	–	–	–
Boa Vista do Ramos	1	–	1	–	1	–	–	–	–	–	–	–	–	–
Boca do Acre	9	6	9	6	7	6	2	–	–	–	–	–	–	–
Borba	–	1	–	1	–	1	–	–	–	–	–	–	–	–
Caapiranga	1	3	1	3	1	2	–	1	–	–	–	–	–	–
Carauari	2	2	2	2	1	2	1	–	–	–	–	–	–	–
Careiro	3	4	3	4	2	3	1	1	–	–	–	–	–	–
Careiro da Várzea	1	1	1	1	1	1	–	–	–	–	–	–	–	–
Coari	109	84	109	84	101	74	7	8	1	2	–	–	–	–
Codajás	4	1	4	1	2	1	1	–	1	–	–	–	1	–
Eirunepé	1	2	1	2	–	1	1	1	–	–	–	–	–	–
Guajará	–	1	–	1	–	1	–	–	–	–	–	–	–	–
Humaitá-AM	8	9	8	9	6	6	2	3	–	–	–	–	–	–
Ipixuna	–	4	–	4	–	3	–	–	–	1	–	–	–	–
Iranduba	42	34	42	34	31	29	11	5	–	–	–	–	2	1
Itacoatiara	62	52	55	37	47	31	8	6	–	–	7	15	–	1
Itapiranga-AM	2	4	2	4	2	4	–	–	–	–	–	–	–	–
Juruá	1	–	1	–	1	–	–	–	–	–	–	–	–	–
Jutaí	3	–	3	–	3	–	–	–	–	–	–	–	3	–
Lábrea	2	1	2	1	2	–	–	1	–	–	–	–	–	–
Manacapuru	24	53	13	9	8	6	5	3	–	–	11	44	2	–
Manaus	8.372	7.709	6.434	5.549	4.815	4.106	1.111	957	508	486	1.938	2.160	23	25
Manicoré	5	6	5	6	4	4	1	2	–	–	–	–	–	–
Maués	10	9	4	4	1	2	3	2	–	–	6	5	–	–
Nova Olinda do Norte	1	1	1	1	1	1	–	–	–	–	–	–	–	–
Novo Airão	–	1	–	1	–	1	–	–	–	–	–	–	–	–
Parintins	21	13	7	6	5	4	2	2	–	–	14	7	1	–
Pauini	1	–	1	–	1	–	–	–	–	–	–	–	–	–
Presidente Figueiredo	60	50	59	50	57	46	2	4	–	–	1	–	–	–
Rio Preto da Eva	5	8	5	8	5	7	–	1	–	–	–	–	–	1
Santa Isabel do Rio Negro	1	1	1	1	1	1	–	–	–	–	–	–	–	–
São Gabriel da Cachoeira	5	1	5	1	2	1	3	–	–	–	–	–	–	–
São Paulo de Olivença	–	1	–	1	–	–	–	1	–	–	–	–	–	–
São Sebastião do Uatumã	–	1	–	1	–	1	–	–	–	–	–	–	–	–
Silves	3	–	3	–	3	–	–	–	–	–	–	–	–	–
Tabatinga-AM	1	4	1	4	1	1	–	2	–	1	–	–	–	1
Tefé	9	2	9	2	6	–	3	2	–	–	–	–	–	–
Tonantins	1	–	1	–	1	–	–	–	–	–	–	–	–	–
Urucará	1	2	1	2	1	–	–	1	–	1	–	–	–	–
Urucurituba	3	1	3	1	2	1	1	–	–	–	–	–	–	–
Ignorado Amazonas	127	105	11	10	5	3	6	7	–	–	116	95	–	–
Roraima	**833**	**605**	**650**	**465**	**425**	**295**	**213**	**168**	**12**	**2**	**183**	**140**	**8**	**4**
Amajari	10	6	10	6	8	6	2	–	–	–	–	–	–	–
Alto Alegre-RR	17	13	17	13	16	13	1	–	–	–	–	–	–	–

Capítulo 58 - Estatísticas Municipais

58.1 - Estatísticas municipais de acidentes do trabalho, por situação do registro e motivo - 2014/2015

(continuação)

MUNICÍPIO	ESTATÍSTICAS DE ACIDENTES DO TRABALHO													
	Total		Com CAT Registrada								Sem CAT Registrada		Óbito	
			Total		Motivo									
					Típico		Trajeto		Doença do Trabalho					
	2014	2015	2014	2015	2014	2015	2014	2015	2014	2015	2014	2015	2014	2015
Boa Vista-RR	713	512	536	381	334	224	193	156	9	1	177	131	4	3
Bonfim-RR	6	8	6	8	5	7	1	1	–	–	–	–	–	–
Cantá	13	5	13	5	11	4	2	–	–	1	–	–	1	–
Caracaraí	8	11	5	6	3	3	2	3	–	–	3	5	–	1
Caroebe	3	–	3	–	3	–	–	–	–	–	–	–	–	–
Iracema-RR	11	2	11	2	11	2	–	–	–	–	–	–	–	–
Mucajaí	14	11	14	11	11	11	3	–	–	–	–	–	–	–
Normandia	3	3	3	3	1	3	2	–	–	–	–	–	–	–
Pacaraima	4	5	4	5	2	3	2	2	–	–	–	–	–	–
Rorainópolis	16	17	13	13	7	12	3	1	3	–	3	4	1	–
São João da Baliza	3	–	3	–	2	–	1	–	–	–	–	–	–	–
São Luiz	1	1	1	1	–	1	1	–	–	–	–	–	–	–
Uiramutã	5	2	5	2	5	1	–	1	–	–	–	–	2	–
Ignorado Roraima	6	9	6	9	6	5	–	4	–	–	–	–	–	–
Pará	**12.927**	**11.152**	**10.076**	**9.079**	**8.192**	**7.384**	**1.741**	**1.553**	**143**	**142**	**2.851**	**2.073**	**67**	**80**
Abaetetuba	147	125	40	34	27	16	13	17	–	1	107	91	–	–
Abel Figueiredo	4	3	4	3	2	2	1	–	1	1	–	–	–	–
Acará	73	77	73	77	63	72	10	5	–	–	–	–	–	–
Afuá	–	3	–	3	–	3	–	–	–	–	–	–	–	–
Água Azul do Norte	54	24	54	24	42	20	12	4	–	–	–	–	–	–
Alenquer	2	1	2	1	2	1	–	–	–	–	–	–	–	–
Almeirim	153	83	153	83	145	78	8	5	–	–	–	–	1	–
Altamira	1.230	712	1.230	712	1.154	669	74	42	2	1	–	–	1	7
Anajás	–	5	–	5	–	5	–	–	–	–	–	–	–	–
Ananindeua	620	577	552	514	415	398	129	105	8	11	68	63	2	4
Anapu	7	4	7	4	4	4	3	–	–	–	–	–	1	–
Augusto Corrêa	–	2	–	2	–	1	–	1	–	–	–	–	–	–
Aurora do Pará	7	9	7	9	7	2	–	5	–	2	–	–	–	–
Aveiro	–	2	–	2	–	2	–	–	–	–	–	–	–	–
Bagre	2	–	2	–	2	–	–	–	–	–	–	–	–	–
Baião	2	7	2	7	1	6	1	1	–	–	–	–	–	1
Bannach	3	3	3	3	1	3	2	–	–	–	–	–	–	–
Barcarena	220	233	220	233	195	207	24	26	1	–	–	–	–	3
Belém-PA	3.381	3.182	2.687	2.585	2.084	2.033	534	487	69	65	694	597	12	17
Belterra	11	9	11	9	10	8	1	1	–	–	–	–	–	–
Benevides	106	121	84	69	60	54	21	14	3	1	22	52	3	–
Bom Jesus do Tocantins-PA	5	8	5	8	5	7	–	1	–	–	–	–	–	–
Bonito-PA	6	13	6	13	5	11	–	2	1	–	–	–	–	–
Bragança	65	20	20	10	12	6	7	3	1	1	45	10	–	–
Brasil Novo	9	7	9	7	5	7	3	–	1	–	–	–	1	–
Brejo Grande do Araguaia	–	1	–	1	–	1	–	–	–	–	–	–	–	–
Breu Branco	23	15	23	15	18	12	5	2	–	1	–	–	–	–
Breves	32	11	31	11	28	7	3	4	–	–	1	–	–	–
Bujaru	12	10	12	10	10	10	1	–	1	–	–	–	–	1
Cachoeira do Piriá	1	13	1	13	–	1	1	12	–	–	–	–	–	–
Cachoeira do Arari	–	2	–	2	–	1	–	1	–	–	–	–	–	–
Cametá	176	111	3	3	3	3	–	–	–	–	173	108	–	–
Canaã dos Carajás	223	224	223	224	205	201	17	22	1	1	–	–	1	3
Capanema-PA	190	105	64	43	54	33	8	10	2	–	126	62	–	–
Capitão Poço	2	9	2	9	1	8	1	–	–	1	–	–	–	1
Castanhal	520	354	489	331	353	233	124	92	12	6	31	23	2	2
Chaves	2	2	2	2	2	–	–	2	–	–	–	–	–	–
Colares	1	2	1	2	–	2	1	–	–	–	–	–	–	–
Conceição do Araguaia	12	20	12	20	8	10	4	5	–	5	–	–	–	–
Concórdia do Pará	59	58	59	58	58	58	1	–	–	–	–	–	–	–
Cumaru do Norte	28	44	28	44	20	37	7	6	1	1	–	–	1	–
Curionópolis	22	31	22	31	20	29	2	2	–	–	–	–	–	1
Curuá	1	1	1	1	1	1	–	–	–	–	–	–	–	–
Curuçá	4	2	4	2	3	1	1	–	–	1	–	–	–	–
Dom Eliseu	46	17	46	17	41	14	5	3	–	–	–	–	–	–
Eldorado dos Carajás	13	9	13	9	9	4	3	5	1	–	–	–	–	–
Floresta do Araguaia	30	7	30	7	28	6	2	1	–	–	–	–	–	1
Garrafão do Norte	4	2	4	2	4	–	–	2	–	–	–	–	–	–
Goianésia do Pará	35	14	35	14	30	10	5	4	–	–	–	–	3	–
Gurupá	1	1	1	1	1	1	–	–	–	–	–	–	–	1
Igarapé-Açu	15	10	15	10	15	5	–	5	–	–	–	–	1	1

Capítulo 58 - Estatísticas Municipais

58.1 - Estatísticas municipais de acidentes do trabalho, por situação do registro e motivo - 2014/2015

(continuação)

MUNICÍPIO	ESTATÍSTICAS DE ACIDENTES DO TRABALHO													
	Total		Com CAT Registrada								Sem CAT Registrada		Óbito	
			Total		Motivo									
					Típico		Trajeto		Doença do Trabalho					
	2014	2015	2014	2015	2014	2015	2014	2015	2014	2015	2014	2015	2014	2015
Igarapé-Miri	3	7	3	7	3	6	–	1	–	–	–	–	–	1
Inhangapi	8	3	8	3	5	2	3	1	–	–	–	–	–	1
Ipixuna do Pará	11	18	11	18	11	14	–	4	–	–	–	–	1	1
Irituia	–	3	–	3	–	2	–	1	–	–	–	–	–	–
Itaituba	87	87	87	87	74	67	13	20	–	–	–	–	2	–
Itupiranga	13	3	13	3	10	3	2	–	1	–	–	–	–	–
Jacareacanga	21	18	21	18	3	12	18	6	–	–	–	–	–	2
Jacundá	23	13	23	13	16	11	6	2	1	–	–	–	1	–
Juruti	25	22	25	22	20	19	4	2	1	1	–	–	–	–
Mãe do Rio	7	11	7	11	6	2	1	9	–	–	–	–	–	1
Magalhães Barata	1	–	1	–	–	–	1	–	–	–	–	–	–	–
Marabá	456	383	456	383	350	279	99	93	7	11	–	–	4	2
Maracanã	2	6	2	6	1	5	–	1	1	–	–	–	–	–
Marapanim	2	–	2	–	1	–	–	–	1	–	–	–	–	–
Marituba	117	90	117	90	89	72	27	15	1	3	–	–	3	–
Medicilândia	1	5	1	5	1	2	–	1	–	2	–	–	–	1
Mocajuba	2	2	2	2	–	2	2	–	–	–	–	–	–	–
Moju	151	116	151	116	133	107	18	9	–	–	–	–	–	–
Monte Alegre-PA	3	3	3	3	3	2	–	1	–	–	–	–	1	–
Muaná	–	2	–	2	–	2	–	–	–	–	–	–	–	–
Nova Esperança do Piriá	1	1	1	1	1	1	–	–	–	–	–	–	–	–
Nova Ipixuna	5	6	5	6	3	6	2	–	–	–	–	–	–	–
Nova Timboteua	4	2	4	2	3	2	1	–	–	–	–	–	–	–
Novo Progresso	17	16	17	16	13	12	4	4	–	–	–	–	–	1
Novo Repartimento	11	18	11	18	9	13	2	2	–	3	–	–	–	1
Óbidos	3	9	3	9	3	8	–	1	–	–	–	–	–	–
Oeiras do Pará	–	2	–	2	–	1	–	1	–	–	–	–	–	–
Oriximiná	56	39	56	39	52	32	4	7	–	–	–	–	–	–
Ourém	1	4	1	4	–	3	1	–	–	1	–	–	–	–
Ourilândia do Norte	33	40	33	40	28	33	5	7	–	–	–	–	1	–
Pacajá	3	4	3	4	1	2	2	2	–	–	–	–	–	1
Palestina do Pará	3	1	3	1	3	1	–	–	–	–	–	–	–	1
Paragominas	246	226	202	197	175	166	25	31	2	–	44	29	–	3
Parauapebas	480	386	480	386	366	281	107	102	7	3	–	–	3	2
Pau d'Arco-PA	2	5	2	5	2	4	–	1	–	–	–	–	–	2
Peixe-Boi	1	1	1	1	1	–	–	–	–	1	–	–	–	–
Piçarra	2	7	2	7	2	7	–	–	–	–	–	–	–	–
Placas	12	5	12	5	12	4	–	1	–	–	–	–	–	–
Ponta de Pedras	1	–	1	–	1	–	–	–	–	–	–	–	–	–
Portel	7	5	7	5	5	5	2	–	–	–	–	–	–	–
Porto de Moz	–	3	–	3	–	3	–	–	–	–	–	–	–	–
Prainha	10	5	10	5	9	5	1	–	–	–	–	–	–	–
Primavera-PA	3	9	3	9	3	8	–	1	–	–	–	–	–	–
Redenção-PA	117	141	117	141	77	100	40	40	–	1	–	–	2	–
Rio Maria	20	18	20	18	16	14	3	4	1	–	–	–	–	1
Rondon do Pará	25	23	25	23	19	18	6	3	–	2	–	–	1	1
Rurópolis	13	13	13	13	11	6	2	7	–	–	–	–	–	1
Salinópolis	12	8	12	8	6	6	6	1	–	1	–	–	–	–
Salvaterra	4	1	4	1	3	–	1	1	–	–	–	–	–	–
Santa Bárbara do Pará	10	19	10	19	9	17	1	2	–	–	–	–	–	–
Santa Isabel do Pará	89	96	61	56	47	38	13	18	1	–	28	40	–	–
Santa Luzia do Pará	2	–	2	–	1	–	1	–	–	–	–	–	–	–
Santa Maria das Barreiras	34	21	34	21	26	21	8	–	–	–	–	–	1	–
Santa Maria do Pará	6	3	6	3	6	2	–	1	–	–	–	–	–	–
Santana do Araguaia	64	93	64	93	50	79	12	14	2	–	–	–	–	–
Santarém-PA	404	407	404	407	304	289	97	111	3	7	–	–	6	1
Santo Antônio do Tauá	14	18	14	18	11	15	2	3	1	–	–	–	–	1
São Caetano de Odivelas	2	3	2	3	2	2	–	–	–	1	–	–	–	–
São Domingos do Araguaia	2	2	2	2	1	2	1	–	–	–	–	–	–	1
São Domingos do Capim	5	2	5	2	5	1	–	1	–	–	–	–	–	–
São Félix do Xingu	83	64	83	64	70	56	9	7	4	1	–	–	2	1
São Francisco do Pará	6	5	6	5	6	4	–	1	–	–	–	–	–	–
São Geraldo do Araguaia	8	7	8	7	5	7	3	–	–	–	–	–	–	–
São João de Pirabas	24	28	24	28	24	26	–	2	–	–	–	–	–	–
São João do Araguaia	1	1	1	1	1	–	–	1	–	–	–	–	–	–
São Miguel do Guamá	27	29	27	29	22	26	4	3	1	–	–	–	–	1
Sapucaia-PA	16	14	16	14	15	12	1	2	–	–	–	–	1	–

Capítulo 58 - Estatísticas Municipais

58.1 - Estatísticas municipais de acidentes do trabalho, por situação do registro e motivo - 2014/2015

(continuação)

MUNICÍPIO	ESTATÍSTICAS DE ACIDENTES DO TRABALHO													
	Total		Com CAT Registrada								Sem CAT Registrada		Óbito	
			Total		Motivo									
					Típico		Trajeto		Doença do Trabalho					
	2014	2015	2014	2015	2014	2015	2014	2015	2014	2015	2014	2015	2014	2015
Senador José Porfírio	3	2	3	2	3	1	–	1	–	–	–	–	–	–
Soure	1	2	1	2	1	1	–	1	–	–	–	–	–	–
Tailândia	430	694	430	694	413	672	17	22	–	–	–	–	1	3
Terra Alta	2	2	2	2	2	–	–	2	–	–	–	–	–	–
Tomé-Açu	155	173	155	173	139	151	16	21	–	1	–	–	1	1
Tracuateua	1	1	1	1	1	1	–	–	–	–	–	–	–	–
Trairão	4	7	4	7	1	5	3	2	–	–	–	–	–	–
Tucumã	52	55	52	55	45	49	7	6	–	–	–	–	–	–
Tucuruí	42	46	42	46	27	34	13	9	2	3	–	–	–	–
Ulianópolis	61	41	61	41	49	41	12	–	–	–	–	–	4	–
Uruará	21	21	21	21	16	15	5	6	–	–	–	–	2	–
Vigia	6	21	6	21	5	21	1	–	–	–	–	–	–	–
Viseu	1	2	1	2	1	–	–	2	–	–	–	–	–	–
Vitória do Xingu	150	98	150	98	97	84	53	14	–	–	–	–	1	4
Xinguara	89	74	89	74	76	58	13	16	–	–	–	–	–	1
Ignorado Pará	1.528	1.006	16	8	8	1	7	6	1	1	1.512	998	–	–
Amapá	**796**	**608**	**491**	**435**	**344**	**316**	**131**	**112**	**16**	**7**	**305**	**173**	**4**	**7**
Serra do Navio	1	3	1	3	1	3	–	–	–	–	–	–	–	–
Amapá	19	22	17	22	17	21	–	1	–	–	2	–	1	1
Pedra Branca do Amapari	16	8	16	8	16	8	–	–	–	–	–	–	–	–
Calçoene	1	1	1	1	1	1	–	–	–	–	–	–	–	–
Ferreira Gomes	23	10	23	10	22	10	1	–	–	–	–	–	–	1
Itaubal	1	2	1	2	1	2	–	–	–	–	–	–	–	–
Laranjal do Jari	52	10	29	8	23	3	6	5	–	–	23	2	1	1
Macapá	566	424	318	284	206	198	100	81	12	5	248	140	1	4
Mazagão	10	4	10	4	6	4	4	–	–	–	–	–	–	–
Oiapoque	3	8	3	7	1	5	2	2	–	–	–	1	–	–
Porto Grande	18	22	16	20	14	14	2	5	–	1	2	2	–	–
Pracuúba	1	1	1	1	–	–	–	1	1	–	–	–	–	–
Santana-AP	78	82	48	54	31	37	14	16	3	1	30	28	–	–
Tartarugalzinho	2	6	2	6	2	6	–	–	–	–	–	–	1	–
Vitória do Jari	2	4	2	4	2	4	–	–	–	–	–	–	–	–
Ignorado Amapá	3	1	3	1	1	–	2	1	–	–	–	–	–	–
Tocantins	**1.549**	**1.368**	**1.214**	**1.166**	**880**	**879**	**308**	**264**	**26**	**23**	**335**	**202**	**18**	**20**
Abreulândia	2	2	2	2	2	1	–	1	–	–	–	–	–	–
Aguiarnópolis	6	9	6	9	6	9	–	–	–	–	–	–	–	–
Aliança do Tocantins	4	7	4	7	4	5	–	2	–	–	–	–	–	–
Almas	3	4	3	4	2	2	1	2	–	–	–	–	–	3
Alvorada-TO	21	17	21	17	18	13	3	4	–	–	–	–	1	–
Ananás	–	4	–	4	–	4	–	–	–	–	–	–	–	1
Angico	–	1	–	1	–	1	–	–	–	–	–	–	–	–
Aparecida do Rio Negro	2	2	2	2	1	2	1	–	–	–	–	–	–	–
Aragominas	2	1	2	1	2	1	–	–	–	–	–	–	–	–
Araguacema	3	3	3	3	1	2	2	1	–	–	–	–	–	–
Araguaçu	11	10	11	10	7	10	4	–	–	–	–	–	1	1
Araguaína	200	170	166	149	108	110	56	35	2	4	34	21	4	3
Araguanã-TO	3	3	3	3	2	3	1	–	–	–	–	–	–	–
Araguatins	36	25	–	4	–	1	–	3	–	–	36	21	–	–
Arapoema	5	–	5	–	4	–	1	–	–	–	–	–	–	–
Arraias	25	5	16	1	15	1	1	–	–	–	9	4	–	–
Augustinópolis	4	3	4	3	3	2	1	1	–	–	–	–	–	–
Aurora do Tocantins	1	–	1	–	–	–	–	–	1	–	–	–	–	–
Axixá do Tocantins	1	1	1	1	–	1	1	–	–	–	–	–	–	–
Babaçulândia	4	5	4	5	4	5	0	0	0	0	0	0	0	0
Bandeirantes do Tocantins	5	4	5	4	5	4	–	–	–	–	–	–	1	–
Barra do Ouro	2	–	2	–	2	–	–	–	–	–	–	–	–	–
Barrolândia	1	2	1	2	–	2	1	–	–	–	–	–	–	–
Bernardo Sayão	3	2	3	2	1	2	2	–	–	–	–	–	–	–
Bom Jesus do Tocantins-TO	2	1	2	1	2	1	–	–	–	–	–	–	–	–
Brasilândia do Tocantins	4	2	4	2	2	–	2	2	–	–	–	–	1	–
Brejinho de Nazaré	9	4	9	4	8	3	1	1	–	–	–	–	–	–
Buriti do Tocantins	2	1	2	1	1	1	–	–	1	–	–	–	–	–
Cachoeirinha-TO	–	1	–	1	–	1	–	–	–	–	–	–	–	–
Campos Lindos	3	5	3	5	3	3	–	2	–	–	–	–	–	–
Cariri do Tocantins	9	6	9	6	5	5	4	1	–	–	–	–	–	–

Capítulo 58 - Estatísticas Municipais

58.1 - Estatísticas municipais de acidentes do trabalho, por situação do registro e motivo - 2014/2015

(continuação)

MUNICÍPIO	ESTATÍSTICAS DE ACIDENTES DO TRABALHO													
	Total		Com CAT Registrada								Sem CAT Registrada		Óbito	
			Total		Motivo									
					Típico		Trajeto		Doença do Trabalho					
	2014	2015	2014	2015	2014	2015	2014	2015	2014	2015	2014	2015	2014	2015
Carrasco Bonito	–	1	–	1	–	1	–	–	–	–	–	–	–	–
Caseara	5	4	5	4	4	4	1	–	–	–	–	–	–	–
Chapada da Natividade	1	1	1	1	1	1	–	–	–	–	–	–	–	–
Colinas do Tocantins	46	52	11	15	6	12	5	3	–	–	35	37	–	1
Conceição do Tocantins	–	1	–	1	–	1	–	–	–	–	–	–	–	–
Couto de Magalhães	–	1	–	1	–	1	–	–	–	–	–	–	–	1
Cristalândia	2	5	2	5	1	4	1	1	–	–	–	–	–	–
Crixás do Tocantins	1	–	1	–	1	–	–	–	–	–	–	–	–	–
Darcinópolis	7	2	7	2	5	1	2	1	–	–	–	–	1	1
Dianópolis	12	8	4	4	4	2	–	1	–	1	8	4	–	–
Divinópolis do Tocantins	7	9	7	9	7	9	–	–	–	–	–	–	–	–
Dois Irmãos do Tocantins	1	2	1	2	1	2	–	–	–	–	–	–	–	–
Dueré	7	2	7	2	7	2	–	–	–	–	–	–	–	–
Fátima-TO	–	8	–	8	–	3	–	5	–	–	–	–	–	2
Figueirópolis	4	3	4	3	3	3	1	–	–	–	–	–	–	–
Filadélfia-TO	2	1	2	1	1	1	1	–	–	–	–	–	–	–
Formoso do Araguaia	22	27	22	27	21	23	1	4	–	–	–	–	–	–
Fortaleza do Tabocão	3	4	3	4	1	3	2	1	–	–	–	–	–	–
Goianorte	2	2	2	2	2	1	–	1	–	–	–	–	–	–
Goiatins	1	1	1	1	–	1	1	–	–	–	–	–	–	–
Guaraí	25	20	17	14	8	9	4	5	5	–	8	6	1	1
Gurupi	143	125	126	106	85	75	39	31	2	–	17	19	–	1
Ipueiras-TO	–	2	–	2	–	2	–	–	–	–	–	–	–	–
Itacajá	1	2	1	2	1	2	–	–	–	–	–	–	–	–
Itaguatins	1	1	1	1	–	1	1	–	–	–	–	–	–	–
Itapiratins	2	–	2	–	1	–	1	–	–	–	–	–	1	–
Jaú do Tocantins	–	1	–	1	–	–	–	1	–	–	–	–	–	–
Juarina	1	–	1	–	1	–	–	–	–	–	–	–	–	–
Lagoa da Confusão	28	14	28	14	24	11	4	3	–	–	–	–	1	1
Lagoa do Tocantins	–	–	–	–	–	–	–	–	–	–	–	–	1	–
Lajeado-TO	2	2	2	2	2	1	–	1	–	–	–	–	–	–
Luzinópolis	1	1	1	1	1	–	–	1	–	–	–	–	–	–
Marianópolis do Tocantins	6	4	6	4	6	4	–	–	–	–	–	–	–	–
Mateiros	1	1	1	1	1	1	–	–	–	–	–	–	–	–
Maurilândia do Tocantins	–	2	–	2	–	2	–	–	–	–	–	–	–	–
Miracema do Tocantins	11	10	1	6	1	5	–	1	–	–	10	4	–	–
Miranorte	6	9	6	9	6	4	–	5	–	–	–	–	–	–
Monte do Carmo	4	1	4	1	4	–	–	–	–	1	–	–	–	–
Monte Santo do Tocantins	–	2	–	2	–	2	–	–	–	–	–	–	–	–
Palmeiras do Tocantins	2	2	2	2	2	2	–	–	–	–	–	–	–	–
Muricilândia	1	4	1	4	1	4	–	–	–	–	–	–	–	–
Natividade-TO	4	3	4	3	1	2	3	1	–	–	–	–	–	–
Nova Olinda-TO	19	8	19	8	16	8	3	–	–	–	–	–	–	–
Nova Rosalândia	2	–	2	–	1	–	1	–	–	–	–	–	–	–
Novo Acordo	–	1	–	1	–	1	–	–	–	–	–	–	–	–
Novo Alegre	1	–	1	–	1	–	–	–	–	–	–	–	–	–
Novo Jardim	2	2	2	2	1	1	1	1	–	–	–	–	–	–
Palmeirante	2	5	2	5	2	5	–	–	–	–	–	–	–	–
Palmeirópolis	3	1	3	1	3	1	–	–	–	–	–	–	–	–
Paraíso do Tocantins	72	86	56	75	46	64	8	11	2	–	16	11	1	–
Paranã	3	2	3	2	3	2	–	–	–	–	–	–	–	–
Pau d'Arco-TO	5	1	5	1	2	1	3	–	–	–	–	–	–	–
Pedro Afonso	24	18	24	18	22	17	2	1	–	–	–	–	–	–
Peixe	13	8	13	8	8	7	3	–	2	1	–	–	–	1
Pequizeiro	1	2	1	2	1	2	–	–	–	–	–	–	–	–
Colméia	3	3	3	3	2	2	1	–	–	1	–	–	–	–
Pindorama do Tocantins	–	3	–	3	–	2	–	1	–	–	–	–	–	1
Piraquê	–	3	–	3	–	2	–	1	–	–	–	–	–	–
Pium	7	3	7	3	5	2	1	–	1	1	–	–	–	–
Ponte Alta do Bom Jesus	3	1	3	1	–	1	3	–	–	–	–	–	1	–
Ponte Alta do Tocantins	2	2	2	2	2	2	–	–	–	–	–	–	–	–
Porto Alegre do Tocantins	1	1	1	1	–	1	1	–	–	–	–	–	–	–
Porto Nacional	62	56	47	48	35	41	12	7	–	–	15	8	–	–
Praia Norte	1	–	1	–	1	–	–	–	–	–	–	–	–	–
Presidente Kennedy-TO	–	3	–	3	–	3	–	–	–	–	–	–	–	–
Pugmil	1	–	1	–	1	–	–	–	–	–	–	–	–	–
Recursolândia	–	–	–	–	–	–	–	–	–	–	–	–	1	–

Capítulo 58 - Estatísticas Municipais

58.1 - Estatísticas municipais de acidentes do trabalho, por situação do registro e motivo - 2014/2015

(continuação)

MUNICÍPIO	ESTATÍSTICAS DE ACIDENTES DO TRABALHO													
	Total		Com CAT Registrada								Sem CAT Registrada		Óbito	
			Total		Motivo									
					Típico		Trajeto		Doença do Trabalho					
	2014	2015	2014	2015	2014	2015	2014	2015	2014	2015	2014	2015	2014	2015
Riachinho-TO	–	1	–	1	–	–	–	1	–	–	–	–	–	–
Rio da Conceição	1	–	1	–	–	–	1	–	–	–	–	–	–	–
Rio dos Bois	2	1	2	1	2	1	0	0	0	0	0	0	0	0
Rio Sono	1	1	1	1	1	0	0	1	0	0	0	0	0	0
Sandolândia	5	2	5	2	3	2	2	–	–	–	–	–	–	–
Santa Fé do Araguaia	–	5	–	5	–	4	–	1	–	–	–	–	–	–
Santa Maria do Tocantins	1	–	1	–	1	–	–	–	–	–	–	–	–	–
Santa Rita do Tocantins	1	1	1	1	1	–	–	1	–	–	–	–	–	–
Santa Rosa do Tocantins	3	1	3	1	2	1	–	–	1	–	–	–	–	–
Santa Tereza do Tocantins	1	1	1	1	1	1	–	–	–	–	–	–	–	–
São Bento do Tocantins	1	–	1	–	1	–	–	–	–	–	–	–	–	–
São Miguel do Tocantins	2	2	2	2	2	2	–	–	–	–	–	–	–	–
São Valério da Natividade	2	2	2	2	–	2	2	–	–	–	–	–	–	–
Silvanópolis	4	2	4	2	4	1	–	1	–	–	–	–	–	–
Sucupira	2	2	2	2	1	2	1	–	–	–	–	–	–	–
Taguatinga	6	4	6	4	5	4	1	–	–	–	–	–	–	–
Taipas do Tocantins	–	1	–	1	–	1	–	–	–	–	–	–	–	–
Talismã	3	1	3	1	2	–	1	1	–	–	–	–	–	–
Palmas-TO	502	456	365	396	257	279	99	107	9	10	137	60	1	2
Tocantínia	3	5	3	5	2	2	1	2	–	1	–	–	–	–
Tocantinópolis	13	15	3	8	2	5	1	2	–	1	10	7	–	–
Tupirama	–	3	–	3	–	3	–	–	–	–	–	–	–	–
Tupiratins	3	–	3	–	3	–	–	–	–	–	–	–	–	–
Wanderlândia	9	3	9	3	5	3	4	–	–	–	–	–	1	–
Xambioá	13	4	13	4	12	2	1	2	–	–	–	–	–	–
Ignorado Tocantins	9	6	9	6	3	2	6	2	–	2	–	–	–	–
Maranhão	**5.552**	**4.544**	**3.469**	**3.217**	**2.607**	**2.412**	**750**	**706**	**112**	**99**	**2.083**	**1.327**	**38**	**40**
Açailândia	289	188	251	179	212	149	35	25	4	5	38	9	7	2
Afonso Cunha	1	–	1	–	–	–	1	–	–	–	–	–	–	–
Água Doce do Maranhão	–	1	–	1	–	–	–	1	–	–	–	–	–	–
Alcântara	1	1	1	1	1	1	–	–	–	–	–	–	–	–
Aldeias Altas	15	7	15	7	15	6	–	1	–	–	–	–	–	–
Altamira do Maranhão	1	–	1	–	–	–	1	–	–	–	–	–	–	–
Alto Alegre do Maranhão	4	6	4	6	4	6	–	–	–	–	–	–	–	1
Alto Alegre do Pindaré	5	4	5	4	4	3	1	1	–	–	–	–	–	–
Alto Parnaíba	6	3	6	3	3	2	3	1	–	–	–	–	–	–
Amarante do Maranhão	3	–	3	–	2	–	1	–	–	–	–	–	–	–
Anajatuba	2	1	2	1	1	1	1	–	–	–	–	–	–	–
Anapurus	–	4	–	4	–	2	–	2	–	–	–	–	–	–
Apicum-Açu	–	1	–	1	–	1	–	–	–	–	–	–	–	–
Araguanã-MA	1	–	1	–	–	–	1	–	–	–	–	–	–	–
Araioses	1	1	1	1	1	–	–	–	–	1	–	–	–	–
Arame	–	2	–	2	–	2	–	–	–	–	–	–	–	–
Arari	–	3	–	3	–	3	–	–	–	–	–	–	–	–
Axixá	–	2	–	2	–	2	–	–	–	–	–	–	–	–
Bacabal	53	29	35	21	17	13	18	7	–	1	18	8	1	–
Bacabeira	59	42	59	42	45	31	8	2	6	9	–	–	1	–
Bacuri	–	1	–	1	–	–	–	1	–	–	–	–	–	–
Balsas	221	171	97	93	69	56	27	31	1	6	124	78	2	–
Barão de Grajaú	2	2	2	2	1	1	1	1	–	–	–	–	–	–
Barra do Corda	100	49	10	18	3	12	6	6	1	–	90	31	–	2
Barreirinhas	3	–	3	–	2	–	1	–	–	–	–	–	–	–
Bela Vista do Maranhão	1	–	1	–	1	–	–	–	–	–	–	–	–	–
Benedito Leite	1	1	1	1	1	–	–	1	–	–	–	–	–	1
Bequimão	–	1	–	1	–	1	–	–	–	–	–	–	–	–
Bernardo do Mearim	–	1	–	1	–	–	–	1	–	–	–	–	–	–
Bom Jardim-MA	4	3	4	3	4	3	–	–	–	–	–	–	–	–
Bom Jesus das Selvas	11	17	11	17	10	13	1	4	–	–	–	–	–	1
Bom Lugar	1	1	1	1	–	1	1	–	–	–	–	–	–	–
Brejo	–	8	–	8	–	8	–	–	–	–	–	–	–	–
Buriti	1	1	1	1	1	1	–	–	–	–	–	–	–	–
Buriti Bravo	–	3	–	3	–	2	–	1	–	–	–	–	–	1
Buriticupu	11	9	11	9	11	7	–	2	–	–	–	–	–	–
Campestre do Maranhão	3	7	3	7	3	6	–	1	–	–	–	–	–	2
Cantanhede	–	1	–	1	–	–	–	1	–	–	–	–	–	–
Capinzal do Norte	1	3	1	3	–	2	1	1	–	–	–	–	–	–

Capítulo 58 - Estatísticas Municipais

58.1 - Estatísticas municipais de acidentes do trabalho, por situação do registro e motivo - 2014/2015

(continuação)

MUNICÍPIO	ESTATÍSTICAS DE ACIDENTES DO TRABALHO													
	Total		Com CAT Registrada								Sem CAT Registrada		Óbito	
			Total		Motivo									
					Típico		Trajeto		Doença do Trabalho					
	2014	2015	2014	2015	2014	2015	2014	2015	2014	2015	2014	2015	2014	2015
Carolina	142	26	10	4	9	3	1	1	–	–	132	22	–	–
Carutapera	1	–	1	–	1	–	–	–	–	–	–	–	–	–
Caxias	147	79	46	29	22	19	24	10	–	–	101	50	–	1
Cedral-MA	1	–	1	–	–	–	1	–	–	–	–	–	–	–
Central do Maranhão	1	1	1	1	1	1	–	–	–	–	–	–	–	–
Centro Novo do Maranhão	1	–	1	–	1	–	–	–	–	–	–	–	–	–
Chapadinha	16	14	1	5	–	4	1	1	–	–	15	9	–	–
Cidelândia	12	6	12	6	11	5	1	1	–	–	–	–	1	–
Codó	91	40	73	31	67	28	5	2	1	1	18	9	–	–
Coelho Neto	169	160	158	158	152	151	6	7	–	–	11	2	–	–
Colinas-MA	1	1	1	1	1	1	–	–	–	–	–	–	–	–
Coroatá	5	5	2	2	2	2	–	–	–	–	3	3	–	–
Cururupu	2	2	2	–	1	–	–	–	1	–	–	2	–	–
Davinópolis-MA	6	16	6	16	1	15	5	1	–	–	–	–	–	–
Dom Pedro	4	3	4	3	3	2	1	1	–	–	–	–	–	–
Esperantinópolis	–	6	–	6	–	5	–	1	–	–	–	–	–	–
Estreito	54	73	14	12	9	10	4	2	1	–	40	61	–	–
Formosa da Serra Negra	1	–	1	–	1	–	–	–	–	–	–	–	–	–
Fortaleza dos Nogueiras	3	–	3	–	3	–	–	–	–	–	–	–	1	–
Fortuna	2	–	2	–	2	–	–	–	–	–	–	–	–	–
Godofredo Viana	80	6	80	6	79	6	1	–	–	–	–	–	–	–
Gonçalves Dias	4	2	4	2	–	2	–	–	4	–	–	–	–	–
Governador Archer	5	–	5	–	5	–	–	–	–	–	–	–	–	–
Governador Edison Lobão	14	17	14	17	10	16	3	1	1	–	–	–	–	–
Governador Eugênio Barros	1	–	1	–	1	–	–	–	–	–	–	–	–	–
Governador Newton Bello	1	1	1	1	–	1	1	–	–	–	–	–	–	–
Governador Nunes Freire	5	1	2	–	2	–	–	–	–	–	3	1	–	–
Grajaú	72	53	21	13	14	11	7	1	–	1	51	40	1	–
Guimarães	–	1	–	1	–	1	–	–	–	–	–	–	–	–
Icatu	1	1	1	1	1	1	–	–	–	–	–	–	–	–
Igarapé Grande	1	–	1	–	1	–	–	–	–	–	–	–	–	–
Imperatriz	538	513	271	311	153	180	108	127	10	4	267	202	3	6
Itapecuru Mirim	14	17	14	17	11	15	3	2	–	–	–	–	–	1
Itinga do Maranhão	11	8	8	6	7	5	–	1	1	–	3	2	–	–
Jatobá-MA	1	–	1	–	–	–	1	–	–	–	–	–	–	–
João Lisboa	13	7	13	7	11	7	1	–	1	–	–	–	–	–
Joselândia	–	1	–	1	–	1	–	–	–	–	–	–	–	–
Lago da Pedra	22	19	3	4	2	3	1	–	–	1	19	15	–	–
Lago do Junco	1	–	1	–	1	–	–	–	–	–	–	–	1	–
Lago Verde	–	1	–	1	–	1	–	–	–	–	–	–	–	–
Lagoa do Mato	1	–	1	–	1	–	–	–	–	–	–	–	–	–
Lajeado Novo	2	1	2	1	1	–	1	1	–	–	–	–	–	1
Lima Campos	1	6	1	6	–	6	1	–	–	–	–	–	–	–
Loreto	–	2	–	2	–	1	–	1	–	–	–	–	–	–
Magalhães de Almeida	–	1	–	1	–	1	–	–	–	–	–	–	–	–
Maracaçumé	1	3	1	3	–	2	1	1	–	–	–	–	–	–
Marajá do Sena	2	–	2	–	1	–	1	–	–	–	–	–	–	–
Maranhãozinho	–	1	–	1	–	1	–	–	–	–	–	–	–	–
Matinha	2	1	2	1	2	1	–	–	–	–	–	–	–	–
Matões do Norte	–	2	–	2	–	2	–	–	–	–	–	–	–	–
Miranda do Norte	6	4	6	4	4	3	2	1	–	–	–	–	–	–
Mirinzal	1	–	1	–	1	–	–	–	–	–	–	–	–	–
Monção	–	1	–	1	–	–	–	1	–	–	–	–	–	–
Montes Altos	–	2	–	2	–	1	–	1	–	–	–	–	–	–
Morros	2	–	2	–	2	–	–	–	–	–	–	–	–	–
Nova Olinda do Maranhão	–	3	–	3	–	1	–	2	–	–	–	–	–	–
Olinda Nova do Maranhão	1	–	1	–	1	–	–	–	–	–	–	–	–	–
Paço do Lumiar	40	44	40	44	26	26	14	17	–	1	–	–	–	–
Palmeirândia	2	1	2	1	–	1	2	–	–	–	–	–	–	–
Paraibano	4	1	4	1	4	1	–	–	–	–	–	–	–	–
Parnarama	2	5	2	5	2	5	–	–	–	–	–	–	–	–
Passagem Franca	1	1	1	1	–	1	1	–	–	–	–	–	–	–
Pastos Bons	2	–	2	–	1	–	1	–	–	–	–	–	1	–
Paulo Ramos	1	1	1	1	1	1	–	–	–	–	–	–	–	–
Pedreiras	23	11	1	4	–	3	1	1	–	–	22	7	–	–
Pedro do Rosário	–	1	–	1	–	1	–	–	–	–	–	–	–	–
Penalva	1	2	1	2	1	2	–	–	–	–	–	–	–	–

Capítulo 58 - Estatísticas Municipais

58.1 - Estatísticas municipais de acidentes do trabalho, por situação do registro e motivo - 2014/2015

(continuação)

MUNICÍPIO	ESTATÍSTICAS DE ACIDENTES DO TRABALHO													
	Total		Com CAT Registrada								Sem CAT Registrada		Óbito	
			Total		Motivo									
					Típico		Trajeto		Doença do Trabalho					
	2014	2015	2014	2015	2014	2015	2014	2015	2014	2015	2014	2015	2014	2015
Peritoró	4	2	4	2	3	–	–	2	1	–	–	–	–	1
Pindaré Mirim	6	5	6	5	5	4	–	1	1	–	–	–	–	–
Pinheiro	39	23	4	8	1	4	2	4	1	–	35	15	–	–
Porto Franco	9	8	9	8	6	4	2	4	1	–	–	–	–	–
Presidente Dutra-MA	28	29	15	20	15	16	–	3	–	1	13	9	–	–
Presidente Juscelino-MA	–	1	–	1	–	–	–	1	–	–	–	–	–	–
Presidente Sarney	1	–	1	–	1	–	–	–	–	–	–	–	–	–
Primeira Cruz	1	–	1	–	1	–	–	–	–	–	–	–	–	–
Raposa	3	2	3	2	1	2	2	–	–	–	–	–	–	–
Riachão-MA	5	2	5	2	3	1	2	1	–	–	–	–	1	–
Ribamar Fiquene	14	8	14	8	2	3	3	1	9	4	–	–	–	–
Rosário	14	8	14	8	11	6	3	2	–	–	–	–	–	–
Sambaíba	–	3	–	3	–	2	–	1	–	–	–	–	–	–
Santa Helena-MA	1	–	1	–	–	–	–	–	1	–	–	–	–	–
Santa Inês-MA	128	64	28	23	19	14	9	9	–	–	100	41	–	1
Santa Luzia-MA	15	3	15	3	10	2	4	1	1	–	–	–	–	–
Santa Luzia do Paruá	76	43	1	–	–	–	1	–	–	–	75	43	–	–
Santa Quitéria do Maranhão	1	–	1	–	–	–	–	–	1	–	–	–	–	–
Santa Rita-MA	13	6	13	6	9	5	3	1	1	–	–	–	–	1
Santo Antônio dos Lopes	16	11	16	11	15	10	1	1	–	–	–	–	–	–
São Benedito do Rio Preto	2	–	2	–	2	–	–	–	–	–	–	–	–	–
São Bento-MA	1	–	1	–	1	–	–	–	–	–	–	–	–	–
São Bernardo	1	1	1	1	1	1	–	–	–	–	–	–	–	1
São Domingos do Azeitão	2	–	2	–	1	–	1	–	–	–	–	–	–	–
São Félix de Balsas	–	2	–	2	–	2	–	–	–	–	–	–	–	–
São Francisco do Brejão	2	3	2	3	1	3	1	–	–	–	–	–	–	–
São Francisco do Maranhão	2	1	2	1	2	1	–	–	–	–	–	–	–	–
São João do Soter	–	1	–	1	–	–	–	1	–	–	–	–	–	–
São João dos Patos	–	7	–	7	–	3	–	4	–	–	–	–	–	–
São José de Ribamar	208	135	104	91	81	58	20	32	3	1	104	44	1	–
São Luís	2.165	2.040	1.674	1.662	1.275	1.285	345	318	54	59	491	378	12	14
São Mateus do Maranhão	3	2	3	2	2	1	1	1	–	–	–	–	1	–
São Pedro da Água Branca	4	3	4	3	4	1	–	2	–	–	–	–	–	–
São Raimundo das Mangabeiras	6	7	6	7	4	7	2	–	–	–	–	–	1	–
Senador Alexandre Costa	1	1	1	1	1	1	–	–	–	–	–	–	–	–
Sítio Novo-MA	–	4	–	4	–	4	–	–	–	–	–	–	–	–
Tasso Fragoso	8	7	8	7	7	6	1	1	–	–	–	–	–	–
Timbiras	1	1	1	1	–	–	1	1	–	–	–	–	–	–
Timon	122	89	64	52	34	30	27	21	3	1	58	37	–	–
Trizidela do Vale	1	1	1	1	1	–	–	1	–	–	–	–	–	1
Tufilândia	1	5	1	5	1	5	–	–	–	–	–	–	–	–
Tuntum	1	1	1	1	1	1	–	–	–	–	–	–	–	–
Turiaçu	2	2	2	2	2	1	–	–	–	1	–	–	–	–
Turilândia	1	–	1	–	–	–	1	–	–	–	–	–	–	–
Tutóia	157	134	2	5	–	5	2	–	–	–	155	129	–	–
Urbano Santos	7	1	7	1	7	1	–	–	–	–	–	–	–	–
Vargem Grande	3	4	3	4	2	2	–	1	1	1	–	–	1	–
Viana-MA	79	52	–	4	–	1	–	3	–	–	79	48	–	–
Vila Nova dos Martírios	6	10	6	10	4	8	2	2	–	–	–	–	–	1
Vitória do Mearim	15	13	15	13	15	10	–	3	–	–	–	–	–	–
Vitorino Freire	3	4	3	4	2	4	1	–	–	–	–	–	–	–
Zé Doca	1	4	1	4	1	3	–	–	–	1	–	–	–	1
Ignorado Maranhão	34	43	16	11	9	4	5	7	2	–	18	32	2	–
Piauí	**4.467**	**3.772**	**1.663**	**1.525**	**1.078**	**958**	**525**	**513**	**60**	**54**	**2.804**	**2.247**	**22**	**20**
Água Branca-PI	13	5	5	3	2	3	2	–	1	–	8	2	–	–
Alagoinha do Piauí	1	–	1	–	1	–	–	–	–	–	–	–	–	–
Alto Longá	1	–	1	–	1	–	–	–	–	–	–	–	–	–
Altos	10	6	10	6	3	2	7	3	–	1	–	–	–	–
Alvorada do Gurguéia	1	1	1	1	1	1	–	–	–	–	–	–	–	–
Amarante	3	2	3	2	2	2	1	–	–	–	–	–	–	–
Angical do Piauí	1	–	1	–	–	–	1	–	–	–	–	–	–	–
Anísio de Abreu	1	1	1	1	1	1	–	–	–	–	–	–	–	–
Antônio Almeida	2	2	2	2	–	2	1	–	1	–	–	–	–	–
Aroazes	1	1	1	1	1	–	–	1	–	–	–	–	–	–
Avelino Lopes	–	1	–	1	–	1	–	–	–	–	–	–	–	–
Baixa Grande do Ribeiro	15	22	15	22	12	17	3	5	–	–	–	–	–	1

Capítulo 58 - Estatísticas Municipais

58.1 - Estatísticas municipais de acidentes do trabalho, por situação do registro e motivo - 2014/2015

(continuação)

MUNICÍPIO	ESTATÍSTICAS DE ACIDENTES DO TRABALHO													
	Total		Com CAT Registrada								Sem CAT Registrada		Óbito	
			Total		Motivo									
					Típico		Trajeto		Doença do Trabalho					
	2014	2015	2014	2015	2014	2015	2014	2015	2014	2015	2014	2015	2014	2015
Barras	4	12	1	–	1	–	–	–	–	–	3	12	–	–
Barreiras do Piauí	–	2	–	2	–	1	–	1	–	–	–	–	–	–
Barro Duro	1	2	1	2	–	1	1	1	–	–	–	–	1	–
Batalha-PI	1	3	1	3	–	2	1	1	–	–	–	–	–	1
Belém do Piauí	–	1	–	1	–	1	–	–	–	–	–	–	–	–
Beneditinos	1	1	1	1	1	–	–	1	–	–	–	–	–	–
Bertolínia	–	2	–	2	–	1	–	1	–	–	–	–	–	–
Boa Hora	2	1	2	1	2	–	–	1	–	–	–	–	–	–
Bom Jesus-PI	13	21	13	21	7	17	6	4	–	–	–	–	1	2
Brasileira	1	–	1	–	1	–	–	–	–	–	–	–	–	–
Brejo do Piauí	–	1	–	1	–	1	–	–	–	–	–	–	–	–
Buriti dos Lopes	2	6	2	6	1	5	1	1	–	–	–	–	–	–
Buriti dos Montes	–	1	–	1	–	1	–	–	–	–	–	–	–	–
Cabeceiras do Piauí	1	–	1	–	1	–	–	–	–	–	–	–	–	–
Caldeirão Grande do Piauí	–	10	–	10	–	10	–	–	–	–	–	–	–	–
Campo Largo do Piauí	–	1	–	1	–	–	–	1	–	–	–	–	–	–
Campo Maior	177	105	16	9	11	4	5	4	–	1	161	96	–	–
Canavieira	1	–	1	–	–	–	1	–	–	–	–	–	–	–
Canto do Buriti	7	5	7	5	4	5	3	–	–	–	–	–	–	–
Caridade do Piauí	1	–	1	–	–	–	1	–	–	–	–	–	–	–
Castelo do Piauí	–	1	–	1	–	1	–	–	–	–	–	–	–	–
Cocal	1	1	1	1	1	1	–	–	–	–	–	–	–	–
Coivaras	1	–	1	–	1	–	–	–	–	–	–	–	1	–
Colônia do Gurguéia	–	2	–	2	–	1	–	1	–	–	–	–	–	–
Colônia do Piauí	3	–	3	–	2	–	1	–	–	–	–	–	–	–
Corrente	59	43	2	3	1	2	1	1	–	–	57	40	1	–
Cristino Castro	22	26	–	–	–	–	–	–	–	–	22	26	–	–
Curimatá	21	26	–	1	–	1	–	–	–	–	21	25	–	–
Currais	4	4	4	4	3	3	1	1	–	–	–	–	–	–
Curralinhos	1	–	1	–	1	–	–	–	–	–	–	–	–	–
Curral Novo do Piauí	–	1	–	1	–	1	–	–	–	–	–	–	–	–
Demerval Lobão	2	2	2	2	–	1	2	1	–	–	–	–	1	–
Dirceu Arcoverde	1	–	1	–	–	–	1	–	–	–	–	–	–	–
Dom Expedito Lopes	1	–	1	–	–	–	1	–	–	–	–	–	–	–
Domingos Mourão	1	–	1	–	1	–	–	–	–	–	–	–	–	–
Elesbão Veloso	1	1	1	1	1	–	–	1	–	–	–	–	–	–
Esperantina-PI	2	3	2	3	1	–	–	3	1	–	–	–	–	–
Floriano	133	98	25	27	14	10	11	14	–	3	108	71	–	–
Francinópolis	–	1	–	1	–	–	–	1	–	–	–	–	–	–
Francisco Macedo	–	2	–	2	–	–	–	2	–	–	–	–	–	–
Fronteiras	20	15	20	15	19	13	1	2	–	–	–	–	–	–
Gilbués	2	1	2	1	2	–	–	1	–	–	–	–	–	–
Guadalupe	7	6	7	6	4	5	3	1	–	–	–	–	1	–
Ilha Grande	2	–	2	–	2	–	–	–	–	–	–	–	–	–
Inhuma	–	1	–	1	–	–	–	1	–	–	–	–	–	1
Itainópolis	2	1	2	1	–	–	2	1	–	–	–	–	–	–
Itaueira	1	8	1	8	1	6	–	–	–	2	–	–	–	–
Jacobina do Piauí	1	1	1	1	1	–	–	1	–	–	–	–	–	–
Jaicós	1	–	1	–	1	–	–	–	–	–	–	–	1	–
Jatobá do Piauí	1	–	1	–	–	–	1	–	–	–	–	–	–	–
Jerumenha	1	–	1	–	1	–	–	–	–	–	–	–	–	–
Joca Marques	1	–	1	–	1	–	–	–	–	–	–	–	–	–
José de Freitas	9	4	9	4	3	–	6	4	–	–	–	–	–	–
Júlio Borges	1	1	1	1	1	1	–	–	–	–	–	–	1	1
Lagoinha do Piauí	–	1	–	1	–	1	–	–	–	–	–	–	–	–
Lagoa Alegre	1	–	1	–	1	–	–	–	–	–	–	–	–	–
Lagoa do Piauí	1	–	1	–	–	–	1	–	–	–	–	–	–	–
Landri Sales	–	1	–	1	–	1	–	–	–	–	–	–	–	–
Luís Correia	4	4	4	4	3	2	1	2	–	–	–	–	–	–
Luzilândia	96	18	1	–	–	–	1	–	–	–	95	18	–	–
Manoel Emídio	3	–	3	–	3	–	–	–	–	–	–	–	1	–
Marcolândia	3	3	3	3	3	3	–	–	–	–	–	–	–	–
Marcos Parente	–	1	–	1	–	1	–	–	–	–	–	–	–	–
Miguel Alves	5	2	5	2	4	2	1	–	–	–	–	–	–	–
Miguel Leão	1	–	1	–	–	–	1	–	–	–	–	–	–	–
Milton Brandão	–	1	–	1	–	1	–	–	–	–	–	–	–	–
Monsenhor Gil	5	2	5	2	4	2	1	–	–	–	–	–	–	–

Capítulo 58 - Estatísticas Municipais

58.1 - Estatísticas municipais de acidentes do trabalho, por situação do registro e motivo - 2014/2015

(continuação)

MUNICÍPIO	ESTATÍSTICAS DE ACIDENTES DO TRABALHO													
	Total		Com CAT Registrada								Sem CAT Registrada		Óbito	
			Total		Motivo									
					Típico		Trajeto		Doença do Trabalho					
	2014	2015	2014	2015	2014	2015	2014	2015	2014	2015	2014	2015	2014	2015
Monte Alegre do Piauí	3	7	3	7	2	7	1	–	–	–	–	–	–	1
Murici dos Portelas	–	2	–	2	–	–	–	2	–	–	–	–	–	–
Nazaré do Piauí	–	2	–	2	–	2	–	–	–	–	–	–	–	–
Oeiras	83	48	6	7	4	4	2	3	–	–	77	41	–	1
Palmeira do Piauí	1	4	1	4	–	3	1	1	–	–	–	–	–	–
Palmeirais	1	1	1	1	–	1	1	–	–	–	–	–	–	–
Parnaíba	199	251	51	44	31	30	18	13	2	1	148	207	–	–
Paulistana	1	10	1	10	1	7	–	3	–	–	–	–	–	–
Pavussu	1	2	1	2	1	2	–	–	–	–	–	–	–	–
Pedro II	1	–	1	–	1	–	–	–	–	–	–	–	–	–
Picos	211	124	26	39	15	19	11	19	–	1	185	85	2	–
Pio IX	2	3	2	3	–	2	2	–	–	1	–	–	1	–
Piracuruca	3	3	3	3	2	2	1	1	–	–	–	–	–	–
Piripiri	36	30	4	4	4	1	–	3	–	–	32	26	–	–
Porto	1	–	1	–	–	–	1	–	–	–	–	–	–	–
Queimada Nova	2	–	2	–	–	–	2	–	–	–	–	–	–	–
Redenção do Gurguéia	–	3	–	3	–	–	–	3	–	–	–	–	–	–
Regeneração	2	–	2	–	2	–	–	–	–	–	–	–	–	–
Riacho Frio	–	1	–	1	–	1	–	–	–	–	–	–	–	–
Ribeira do Piauí	–	2	–	2	–	1	–	1	–	–	–	–	–	–
Ribeiro Gonçalves	8	1	8	1	7	–	1	1	–	–	–	–	–	–
Santa Cruz dos Milagres	–	1	–	1	–	1	–	–	–	–	–	–	–	–
Santa Filomena-PI	3	15	3	15	–	6	3	9	–	–	–	–	–	–
Santa Luz	1	–	1	–	1	–	–	–	–	–	–	–	–	–
Santo Inácio do Piauí	1	2	1	2	–	2	–	–	1	–	–	–	–	–
São Félix do Piauí	–	1	–	1	–	–	–	–	–	1	–	–	–	–
São Francisco de Assis do Pi	–	1	–	1	–	–	–	1	–	–	–	–	–	–
São João da Serra	2	–	2	–	2	–	–	–	–	–	–	–	–	–
São João do Piauí	21	3	3	2	2	–	1	2	–	–	18	1	–	–
São José do Piauí	1	1	1	1	–	–	1	1	–	–	–	–	–	–
São Lourenço do Piauí	1	–	1	–	1	–	–	–	–	–	–	–	–	–
São Luis do Piauí	1	–	1	–	–	–	1	–	–	–	–	–	–	–
São Miguel do Fidalgo	–	2	–	2	–	1	–	1	–	–	–	–	–	–
São Miguel do Tapuio	1	–	1	–	–	–	1	–	–	–	–	–	–	–
São Pedro do Piauí	1	–	1	–	–	–	1	–	–	–	–	–	–	–
São Raimundo Nonato	45	35	4	7	3	2	1	3	–	2	41	28	–	–
Sebastião Leal	2	1	2	1	1	1	–	–	1	–	–	–	–	–
Sigefredo Pacheco	–	1	–	1	–	1	–	–	–	–	–	–	–	–
Simões	2	2	2	2	2	2	–	–	–	–	–	–	–	–
Simplício Mendes	2	1	2	1	2	1	–	–	–	–	–	–	–	–
Sussuapara	1	2	1	2	1	1	–	1	–	–	–	–	–	–
Teresina	2.935	2.548	1.233	1.071	792	664	390	366	51	41	1.702	1.477	9	10
União	58	48	58	48	52	42	6	6	–	–	–	–	–	–
Uruçuí	14	13	14	13	8	8	6	5	–	–	–	–	1	2
Valença do Piauí	38	37	4	2	2	1	1	1	1	–	34	35	–	–
Várzea Branca	–	1	–	1	–	1	–	–	–	–	–	–	–	–
Vila Nova do Piauí	–	1	–	1	–	1	–	–	–	–	–	–	–	–
Ignorado Piaui	100	65	8	8	6	4	1	4	1	–	92	57	–	–
Ceará	**13.434**	**11.642**	**9.346**	**8.954**	**6.225**	**6.001**	**2.920**	**2.736**	**201**	**217**	**4.088**	**2.688**	**60**	**51**
Abaiara	–	1	–	1	–	1	–	–	–	–	–	–	–	–
Acarapé	6	6	6	6	3	3	3	3	–	–	–	–	–	–
Acaraú	61	23	5	8	3	5	1	3	1	–	56	15	–	–
Acopiara	15	5	5	5	2	1	3	4	–	–	10	–	–	–
Aiuaba	1	–	1	–	–	–	1	–	–	–	–	–	–	–
Altaneira	–	1	–	1	–	1	–	–	–	–	–	–	–	–
Alto Santo	2	–	2	–	1	–	1	–	–	–	–	–	–	–
Amontada	6	5	6	5	3	3	3	2	–	–	–	–	–	–
Antonina do Norte	–	2	–	2	–	2	–	–	–	–	–	–	–	–
Apuiarés	3	6	3	6	2	2	1	4	–	–	–	–	–	–
Aquiraz	137	135	137	135	106	85	29	47	2	3	–	–	1	1
Aracati	128	128	74	109	47	74	24	29	3	6	54	19	1	1
Aracoiaba	2	3	2	3	1	1	–	2	1	–	–	–	–	–
Ararendá	–	1	–	1	–	1	–	–	–	–	–	–	–	–
Araripe	11	10	–	3	–	–	–	3	–	–	11	7	–	–
Aratuba	1	1	1	1	1	–	–	–	–	1	–	–	–	–
Arneiroz	1	–	1	–	1	–	–	–	–	–	–	–	–	–

Capítulo 58 - Estatísticas Municipais

58.1 - Estatísticas municipais de acidentes do trabalho, por situação do registro e motivo - 2014/2015

(continuação)

MUNICÍPIO	ESTATÍSTICAS DE ACIDENTES DO TRABALHO													
	Total		Com CAT Registrada								Sem CAT Registrada		Óbito	
			Total		Motivo									
					Típico		Trajeto		Doença do Trabalho					
	2014	2015	2014	2015	2014	2015	2014	2015	2014	2015	2014	2015	2014	2015
Assaré	10	12	–	–	–	–	–	–	–	–	10	12	–	–
Aurora-CE	1	12	1	12	–	12	1	–	–	–	–	–	–	–
Banabuiú	3	4	3	4	2	3	–	1	1	–	–	–	–	–
Barbalha	189	112	99	73	83	60	16	13	–	–	90	39	–	1
Barreira	2	–	2	–	2	–	–	–	–	–	–	–	–	–
Barro	2	2	2	2	2	2	–	–	–	–	–	–	–	–
Barroquinha	2	2	2	2	1	1	1	1	–	–	–	–	–	–
Baturité	18	9	6	2	2	1	3	1	1	–	12	7	–	–
Beberibe	10	14	10	14	4	5	6	9	–	–	–	–	–	–
Bela Cruz	2	1	2	1	–	1	2	–	–	–	–	–	–	–
Boa Viagem	21	13	9	4	5	3	4	1	–	–	12	9	–	–
Brejo Santo	38	47	13	43	8	32	5	11	–	–	25	4	1	–
Camocim	89	59	3	8	1	1	2	5	–	2	86	51	–	1
Campos Sales	20	9	2	–	1	–	1	–	–	–	18	9	–	–
Canindé	65	76	23	28	16	20	7	8	–	–	42	48	–	–
Capistrano	–	1	–	1	–	1	–	–	–	–	–	–	–	–
Caridade	4	1	4	1	3	1	1	–	–	–	–	–	–	–
Cariré	50	4	50	4	1	2	48	1	1	1	–	–	1	–
Caririaçu	2	1	2	1	1	–	1	1	–	–	–	–	–	–
Cascavel-CE	123	108	67	56	43	37	23	19	1	–	56	52	1	2
Catarina	1	–	1	–	1	–	–	–	–	–	–	–	–	–
Catunda	–	2	–	2	–	2	–	–	–	–	–	–	–	–
Caucaia	557	577	440	453	317	329	117	116	6	8	117	124	4	2
Cedro-CE	2	1	2	1	1	1	1	–	–	–	–	–	–	1
Chorozinho	5	2	5	2	3	–	2	2	–	–	–	–	1	–
Coreaú	9	19	–	7	–	6	–	1	–	–	9	12	–	–
Crateús	71	41	27	17	24	13	3	4	–	–	44	24	–	–
Crato	176	208	92	83	57	48	32	34	3	1	84	125	1	2
Croatá	4	–	4	–	1	–	2	–	1	–	–	–	–	–
Cruz	3	–	3	–	1	–	2	–	–	–	–	–	–	–
Ererê	–	2	–	2	–	1	–	1	–	–	–	–	–	1
Eusébio	256	221	256	221	199	177	51	41	6	3	–	–	1	1
Farias Brito	1	2	1	2	–	2	1	–	–	–	–	–	–	–
Forquilha	101	31	6	10	4	6	2	4	–	–	95	21	–	–
Fortaleza	5.639	5.362	4.552	4.619	2.818	2.922	1.608	1.549	126	148	1.087	743	27	20
Fortim	1	4	1	4	–	4	1	–	–	–	–	–	–	–
Frecheirinha	1	6	1	6	1	4	–	2	–	–	–	–	–	–
General Sampaio	2	–	2	–	1	–	1	–	–	–	–	–	–	–
Granja	2	1	2	1	2	1	–	–	–	–	–	–	–	1
Groaíras	1	1	1	1	–	1	1	–	–	–	–	–	–	–
Guaiúba	12	15	12	15	5	3	7	12	–	–	–	–	–	–
Guaraciaba do Norte	17	8	1	1	1	1	–	–	–	–	16	7	–	–
Guaramiranga	–	2	–	2	–	1	–	1	–	–	–	–	–	–
Hidrolândia-CE	–	2	–	2	–	–	–	2	–	–	–	–	–	–
Horizonte	284	227	258	211	220	185	38	25	–	1	26	16	3	1
Ibaretama	–	1	–	1	–	–	–	1	–	–	–	–	–	1
Ibiapina	4	3	4	3	4	2	–	1	–	–	–	–	–	–
Icapuí	58	38	58	38	47	33	9	5	2	–	–	–	–	–
Icó	22	19	3	8	3	5	–	3	–	–	19	11	–	–
Iguatu-CE	179	107	90	63	61	46	27	17	2	–	89	44	–	1
Independência-CE	2	9	2	9	2	9	–	–	–	–	–	–	–	–
Ipaporanga	1	2	1	2	1	2	–	–	–	–	–	–	–	–
Ipaumirim	–	1	–	1	–	1	–	–	–	–	–	–	–	–
Ipu	1	4	1	4	1	3	–	1	–	–	–	–	–	–
Ipueiras-CE	–	3	–	3	–	3	–	–	–	–	–	–	–	–
Iracema-CE	–	1	–	1	–	1	–	–	–	–	–	–	–	–
Irauçuba	6	10	3	8	2	5	1	3	–	–	3	2	–	1
Itaiçaba	1	1	1	1	1	1	–	–	–	–	–	–	–	–
Itaitinga	37	30	37	30	24	19	13	10	–	1	–	–	1	–
Itapagé	73	54	40	36	27	21	13	15	–	–	33	18	–	–
Itapipoca	154	103	70	60	42	36	28	24	–	–	84	43	–	–
Itarema	8	22	8	22	6	19	2	3	–	–	–	–	–	–
Jaguaretama	3	–	3	–	1	–	2	–	–	–	–	–	–	–
Jaguaribara	1	1	1	1	1	–	–	1	–	–	–	–	–	–
Jaguaribe	4	3	4	3	2	3	1	–	1	–	–	–	–	–
Jaguaruana	14	14	14	14	10	12	3	2	1	–	–	–	–	–
Jardim-CE	2	2	2	2	2	2	–	–	–	–	–	–	–	–

Capítulo 58 - Estatísticas Municipais

58.1 - Estatísticas municipais de acidentes do trabalho, por situação do registro e motivo - 2014/2015

(continuação)

MUNICÍPIO	ESTATÍSTICAS DE ACIDENTES DO TRABALHO													
	Total		Com CAT Registrada								Sem CAT Registrada		Óbito	
			Total		Motivo									
					Típico		Trajeto		Doença do Trabalho					
	2014	2015	2014	2015	2014	2015	2014	2015	2014	2015	2014	2015	2014	2015
Jati	3	2	3	2	2	2	–	–	1	–	–	–	–	–
Jijoca de Jericoacoara	2	2	2	2	1	–	1	2	–	–	–	–	–	–
Juazeiro do Norte	526	407	282	250	172	136	106	108	4	6	244	157	1	–
Jucás	4	11	4	11	4	7	–	4	–	–	–	–	–	–
Lavras da Mangabeira	1	5	1	5	1	–	–	5	–	–	–	–	–	–
Limoeiro do Norte	96	96	96	96	79	83	17	10	–	3	–	–	–	–
Madalena	3	2	3	2	1	2	2	–	–	–	–	–	–	–
Maracanaú	886	749	864	718	622	538	218	166	24	14	22	31	7	2
Maranguape	82	87	63	77	34	54	29	22	–	1	19	10	1	–
Marco	18	30	18	30	15	23	3	7	–	–	–	–	–	–
Martinópole	1	–	1	–	1	–	–	–	–	–	–	–	–	–
Massapê	3	10	3	10	1	4	2	6	–	–	–	–	–	–
Mauriti	7	3	7	3	7	3	–	–	–	–	–	–	–	–
Meruoca	1	1	1	1	1	–	–	1	–	–	–	–	–	–
Milagres-CE	6	2	6	2	4	1	2	1	–	–	–	–	–	–
Milhã	1	1	1	1	1	–	–	1	–	–	–	–	–	–
Miraíma	–	1	–	1	–	1	–	–	–	–	–	–	–	–
Missão Velha	17	34	16	29	15	26	1	3	–	–	1	5	–	–
Mombaça	42	26	2	2	2	1	–	1	–	–	40	24	–	–
Monsenhor Tabosa	–	1	–	1	–	–	–	1	–	–	–	–	–	–
Morada Nova	18	34	18	34	10	17	8	17	–	–	–	–	–	–
Moraújo	–	2	–	2	–	2	–	–	–	–	–	–	–	–
Morrinhos-CE	1	–	1	–	1	–	–	–	–	–	–	–	–	–
Nova Olinda-CE	2	8	2	8	2	4	–	4	–	–	–	–	–	–
Nova Russas	2	8	2	8	–	4	2	4	–	–	–	–	–	–
Novo Oriente	6	2	6	2	6	2	–	–	–	–	–	–	–	–
Ocara	2	–	2	–	1	–	1	–	–	–	–	–	–	–
Orós	3	1	–	–	–	–	–	–	–	–	3	1	–	–
Pacajus	160	119	80	70	56	37	24	33	–	–	80	49	–	–
Pacatuba-CE	99	79	50	50	35	34	13	15	2	1	49	29	1	–
Pacoti	1	1	1	1	–	1	1	–	–	–	–	–	–	–
Pacujá	1	2	1	2	1	1	–	1	–	–	–	–	–	–
Palhano	1	2	1	2	1	1	–	1	–	–	–	–	–	–
Palmácia	2	–	2	–	1	–	1	–	–	–	–	–	–	–
Paracuru	32	37	24	29	23	26	1	3	–	–	8	8	–	–
Paraipaba	14	6	14	6	10	5	4	1	–	–	–	–	1	–
Parambu	–	2	–	2	–	1	–	1	–	–	–	–	–	–
Paramoti	3	–	3	–	2	–	1	–	–	–	–	–	–	–
Pedra Branca-CE	1	4	1	4	–	3	1	1	–	–	–	–	–	–
Pentecoste	47	92	28	73	15	33	12	40	1	–	19	19	–	–
Pereiro	4	2	4	2	1	1	3	1	–	–	–	–	–	–
Pindoretama	8	8	8	8	7	7	1	1	–	–	–	–	–	–
Piquet Carneiro	1	1	1	1	–	–	1	1	–	–	–	–	–	–
Porteiras	3	–	3	–	2	–	1	–	–	–	–	–	–	–
Potengi	1	–	1	–	–	–	1	–	–	–	–	–	–	–
Quiterianópolis	–	3	–	3	–	3	–	–	–	–	–	–	1	–
Quixadá	55	53	37	31	27	22	10	9	–	–	18	22	–	–
Quixeramobim	54	39	11	13	4	11	7	2	–	–	43	26	–	–
Quixeré	37	14	37	14	29	9	8	5	–	–	–	–	1	–
Redenção-CE	49	34	2	5	2	4	–	1	–	–	47	29	–	–
Russas	210	114	104	74	75	44	27	28	2	2	106	40	–	1
Santana do Acaraú	17	9	1	–	1	–	–	–	–	–	16	9	–	–
Santana do Cariri	2	–	2	–	2	–	–	–	–	–	–	–	–	–
Santa Quitéria	63	35	5	4	1	3	4	1	–	–	58	31	–	–
São Benedito	50	31	5	3	3	1	2	2	–	–	45	28	–	–
São Gonçalo do Amarante-CE	250	275	238	268	206	240	31	24	1	4	12	7	–	3
São João do Jaguaribe	–	2	–	2	–	1	–	1	–	–	–	–	–	–
São Luís do Curu	1	6	1	6	1	4	–	2	–	–	–	–	–	–
Senador Pompeu	45	36	17	13	11	7	6	6	–	–	28	23	–	1
Sobral	1.169	730	588	338	418	233	167	98	3	7	581	392	3	3
Solonópole	3	10	3	10	2	6	1	3	–	1	–	–	–	–
Tabuleiro do Norte	3	8	3	8	2	7	1	1	–	–	–	–	–	3
Tamboril	1	2	1	2	–	1	1	1	–	–	–	–	–	–
Tauá	34	15	3	7	2	5	1	2	–	–	31	8	1	–
Tejuçuoca	–	2	–	2	–	1	–	1	–	–	–	–	–	–
Tianguá	23	17	23	17	14	11	7	6	2	–	–	–	–	–
Trairi	20	12	20	12	12	9	8	3	–	–	–	–	–	–

Capítulo 58 - Estatísticas Municipais

58.1 - Estatísticas municipais de acidentes do trabalho, por situação do registro e motivo - 2014/2015

(continuação)

MUNICÍPIO	ESTATÍSTICAS DE ACIDENTES DO TRABALHO													
	Total		Com CAT Registrada								Sem CAT Registrada		Óbito	
			Total		Motivo									
					Típico		Trajeto		Doença do Trabalho					
	2014	2015	2014	2015	2014	2015	2014	2015	2014	2015	2014	2015	2014	2015
Tururu	2	–	2	–	1	–	1	–	–	–	–	–	–	–
Ubajara	8	10	8	10	7	9	1	–	–	1	–	–	–	–
Umirim	9	2	9	2	7	1	1	–	1	1	–	–	–	–
Uruburetama	26	24	26	24	16	9	10	15	–	–	–	–	–	–
Varjota	3	1	3	1	2	–	1	1	–	–	–	–	–	–
Várzea Alegre	2	7	2	7	1	5	1	1	–	1	–	–	–	–
Viçosa do Ceará	76	92	–	5	–	2	–	3	–	–	76	87	–	–
Ignorado Ceará	371	203	17	12	4	2	12	10	1	–	354	191	–	–
Rio Grande do Norte	**7.156**	**6.808**	**4.895**	**4.969**	**3.215**	**3.310**	**1.341**	**1.246**	**339**	**413**	**2.261**	**1.839**	**33**	**19**
Acari	2	2	2	2	1	1	1	1	–	–	–	–	–	–
Açu	51	63	31	38	14	24	17	13	–	1	20	25	–	2
Afonso Bezerra	4	–	4	–	1	–	2	–	1	–	–	–	–	–
Alexandria	12	8	–	1	–	1	–	–	–	–	12	7	–	–
Alto do Rodrigues	35	41	35	41	20	27	15	14	–	–	–	–	1	–
Angicos	15	18	2	–	2	–	–	–	–	–	13	18	1	–
Antônio Martins	–	1	–	1	–	–	–	–	–	1	–	–	–	–
Apodi	39	17	10	7	7	5	2	2	1	–	29	10	–	–
Areia Branca-RN	81	52	43	29	38	25	5	4	–	–	38	23	2	–
Arês	36	31	36	31	23	31	13	–	–	–	–	–	–	–
Augusto Severo	–	2	–	2	–	–	–	2	–	–	–	–	–	–
Baía Formosa	38	57	38	57	37	51	1	5	–	1	–	–	–	1
Baraúna-RN	30	26	29	21	25	16	4	5	–	–	1	5	–	–
Barcelona	2	3	2	3	1	–	1	3	–	–	–	–	–	–
Bento Fernandes	4	1	4	1	3	–	1	1	–	–	–	–	–	–
Bodó	1	2	1	2	1	1	–	1	–	–	–	–	–	–
Bom Jesus-RN	–	3	–	3	–	3	–	–	–	–	–	–	–	–
Brejinho-RN	1	8	1	8	–	4	1	4	–	–	–	–	–	–
Caiçara do Norte	3	–	3	–	1	–	2	–	–	–	–	–	–	–
Caiçara do Rio do Vento	–	1	–	1	–	1	–	–	–	–	–	–	–	–
Caicó	56	50	29	29	19	20	10	8	–	1	27	21	–	–
Campo Redondo	2	2	2	2	2	1	–	1	–	–	–	–	–	–
Canguaretama	43	44	43	44	24	34	18	10	1	–	–	–	–	–
Caraúbas-RN	10	9	5	5	3	1	2	4	–	–	5	4	–	–
Carnaúba dos Dantas	7	2	7	2	4	1	3	1	–	–	–	–	–	–
Carnaubais	9	7	9	7	5	5	4	2	–	–	–	–	1	–
Ceará-Mirim	91	94	31	37	18	20	11	17	2	–	60	57	1	–
Cerro Corá	–	1	–	1	–	1	–	–	–	–	–	–	–	–
Cruzeta	3	2	3	2	1	2	2	–	–	–	–	–	–	–
Currais Novos	53	34	29	20	17	8	11	12	1	–	24	14	–	1
Doutor Severiano	3	–	3	–	2	–	1	–	–	–	–	–	–	–
Parnamirim-RN	639	510	451	392	312	271	122	109	17	12	188	118	2	–
Encanto	1	1	1	1	1	1	–	–	–	–	–	–	–	–
Equador	2	1	2	1	2	1	–	–	–	–	–	–	–	–
Espírito Santo	1	1	1	1	1	1	–	–	–	–	–	–	–	–
Extremoz	15	15	15	15	3	8	12	7	–	–	–	–	–	1
Felipe Guerra	–	4	–	4	–	4	–	–	–	–	–	–	–	–
Fernando Pedroza	1	1	1	1	1	–	–	1	–	–	–	–	–	–
Florânia	2	3	2	3	–	3	2	–	–	–	–	–	–	–
Frutuoso Gomes	–	1	–	1	–	–	–	1	–	–	–	–	–	–
Galinhos	12	6	12	6	11	6	–	–	1	–	–	–	–	–
Goianinha	18	13	18	13	8	5	9	8	1	–	–	–	1	–
Governador Dix-Sept Rosado	5	3	5	3	5	1	–	2	–	–	–	–	–	–
Grossos	2	6	2	6	2	3	–	3	–	–	–	–	–	–
Guamaré	75	39	75	39	63	32	9	6	3	1	–	–	–	–
Ielmo Marinho	1	–	1	–	1	–	–	–	–	–	–	–	–	–
Ipanguaçu	43	15	43	15	41	12	2	3	–	–	–	–	1	–
Itajá-RN	4	2	4	2	4	2	–	–	–	–	–	–	–	–
Jaçanã	2	–	2	–	2	–	–	–	–	–	–	–	–	–
Jandaíra-RN	2	9	2	9	2	9	–	–	–	–	–	–	–	–
Janduís	–	1	–	1	–	1	–	–	–	–	–	–	–	–
Januário Cicco	1	2	1	2	–	2	1	–	–	–	–	–	–	–
Jardim de Piranhas	–	1	–	1	–	–	–	1	–	–	–	–	–	–
Jardim do Seridó	33	30	4	6	3	3	1	3	–	–	29	24	–	–
João Câmara	49	50	14	19	12	15	2	3	–	1	35	31	–	–
Jucurutu	12	5	8	4	5	2	3	1	–	1	4	1	1	1
Jundiá-RN	1	–	1	–	1	–	–	–	–	–	–	–	–	–

Capítulo 58 - Estatísticas Municipais

58.1 - Estatísticas municipais de acidentes do trabalho, por situação do registro e motivo - 2014/2015

(continuação)

MUNICÍPIO	ESTATÍSTICAS DE ACIDENTES DO TRABALHO													
	Total		Com CAT Registrada								Sem CAT Registrada		Óbito	
			Total		Motivo									
					Típico		Trajeto		Doença do Trabalho					
	2014	2015	2014	2015	2014	2015	2014	2015	2014	2015	2014	2015	2014	2015
Lagoa d'Anta	–	1	–	1	–	1	–	–	–	–	–	–	–	–
Lagoa de Pedras	–	2	–	2	–	2	–	–	–	–	–	–	–	–
Lagoa Nova	12	3	12	3	8	2	4	1	–	–	–	–	–	–
Lagoa Salgada	–	1	–	1	–	1	–	–	–	–	–	–	–	–
Lajes	8	4	8	4	8	2	–	2	–	–	–	–	1	–
Lajes Pintadas	1	–	1	–	1	–	–	–	–	–	–	–	–	–
Macaíba	146	212	146	212	99	179	45	32	2	1	–	–	–	1
Macau	93	60	46	35	36	29	7	6	3	–	47	25	–	–
Martins	1	–	1	–	1	–	–	–	–	–	–	–	–	–
Maxaranguape	1	1	1	1	–	1	1	–	–	–	–	–	–	–
Messias Targino	–	1	–	1	–	–	–	1	–	–	–	–	–	–
Montanhas	1	–	1	–	1	–	–	–	–	–	–	–	–	–
Monte Alegre-RN	7	5	7	5	1	1	6	4	–	–	–	–	–	–
Mossoró	661	591	501	471	308	266	184	202	9	3	160	120	4	1
Natal	3.976	4.041	2.716	2.950	1.746	1.939	678	641	292	370	1.260	1.091	10	7
Nísia Floresta	14	15	14	15	9	7	5	7	–	1	–	–	–	1
Nova Cruz	10	7	10	7	7	5	3	2	–	–	–	–	–	–
Olho-d'Água do Borges	–	1	–	1	–	1	–	–	–	–	–	–	–	–
Paraná	1	–	1	–	–	–	1	–	–	–	–	–	–	–
Paraú	3	1	3	1	3	1	–	–	–	–	–	–	1	–
Parazinho	3	3	3	3	3	3	–	–	–	–	–	–	–	–
Parelhas	22	21	11	9	7	7	4	2	–	–	11	12	–	–
Rio do Fogo	2	2	2	2	2	2	–	–	–	–	–	–	–	–
Passa e Fica	–	2	–	2	–	2	–	–	–	–	–	–	–	–
Patu	30	16	–	–	–	–	–	–	–	–	30	16	–	–
Santa Maria-RN	2	–	2	–	–	–	2	–	–	–	–	–	–	–
Pau dos Ferros	62	64	9	10	4	5	5	5	–	–	53	54	–	1
Pedra Grande	1	2	1	2	1	2	–	–	–	–	–	–	–	–
Pedro Avelino	1	–	1	–	1	–	–	–	–	–	–	–	–	–
Pedro Velho	4	–	4	–	2	–	2	–	–	–	–	–	–	–
Pendências	18	24	18	24	14	22	4	2	–	–	–	–	–	–
Poço Branco	–	1	–	1	–	–	–	1	–	–	–	–	–	–
Portalegre	–	1	–	1	–	–	–	1	–	–	–	–	–	–
Porto do Mangue	4	1	4	1	2	–	2	1	–	–	–	–	1	–
Pureza	3	3	3	3	2	1	1	2	–	–	–	–	–	–
Riachuelo-RN	2	3	2	3	1	1	1	2	–	–	–	–	–	1
Tibau	2	1	2	1	–	–	2	1	–	–	–	–	–	–
Santa Cruz-RN	68	49	16	15	11	12	4	3	1	–	52	34	–	–
Santana do Seridó	–	1	–	1	–	–	–	–	–	1	–	–	–	–
Santo Antônio	52	21	5	5	4	3	1	2	0	0	47	16	0	0
São Bento do Norte	–	2	–	2	–	2	–	–	–	–	–	–	–	–
São Bento do Trairí	–	1	–	1	–	1	–	–	–	–	–	–	–	–
São Fernando	–	1	–	1	–	–	–	1	–	–	–	–	–	–
São Francisco do Oeste	1	2	1	2	1	1	–	1	–	–	–	–	1	–
São Gonçalo do Amarante-RN	171	133	171	133	121	92	46	29	4	12	–	–	4	1
São José de Mipibu	46	37	46	37	28	24	18	13	–	–	–	–	–	–
São Miguel	5	2	5	2	2	1	3	1	–	–	–	–	–	–
São Miguel de Touros	3	1	3	1	2	1	1	–	–	–	–	–	–	–
São Paulo do Potengi	6	2	6	2	5	2	1	–	–	–	–	–	–	–
São Pedro-RN	–	1	–	1	–	–	–	1	–	–	–	–	–	–
São Rafael	2	–	2	–	2	–	–	–	–	–	–	–	–	–
São Tomé-RN	1	2	1	2	1	–	–	1	–	1	–	–	–	–
São Vicente-RN	3	2	3	2	2	1	1	1	–	–	–	–	–	–
Senador Elói de Souza	–	1	–	1	–	–	–	1	–	–	–	–	–	–
Senador Georgino Avelino	1	–	1	–	1	–	–	–	–	–	–	–	–	–
Serra de São Bento	2	–	2	–	1	–	1	–	–	–	–	–	–	–
Serra do Mel	3	3	3	3	1	2	2	1	–	–	–	–	–	–
Serra Negra do Norte	–	1	–	1	–	1	–	–	–	–	–	–	–	–
Serrinha-RN	–	6	–	6	–	3	–	3	–	–	–	–	–	–
Sítio Novo-RN	–	1	–	1	–	–	–	1	–	–	–	–	–	–
Taboleiro Grande	2	1	2	1	1	–	1	1	–	–	–	–	–	–
Taipu	2	2	2	2	2	1	–	1	–	–	–	–	–	–
Tangará-RN	2	8	2	8	1	1	1	2	–	5	–	–	–	–
Tenente Ananias	1	–	1	–	1	–	–	–	–	–	–	–	–	–
Tenente Laurentino Cruz	–	1	–	1	–	1	–	–	–	–	–	–	–	–
Tibau do Sul	6	5	6	5	2	2	4	3	–	–	–	–	–	–
Touros	24	19	6	6	4	5	2	1	–	–	18	13	–	–

Capítulo 58 - Estatísticas Municipais

58.1 - Estatísticas municipais de acidentes do trabalho, por situação do registro e motivo - 2014/2015

(continuação)

MUNICÍPIO	ESTATÍSTICAS DE ACIDENTES DO TRABALHO													
	Total		Com CAT Registrada								Sem CAT Registrada		Óbito	
			Total		Motivo									
					Típico		Trajeto		Doença do Trabalho					
	2014	2015	2014	2015	2014	2015	2014	2015	2014	2015	2014	2015	2014	2015
Triunfo Potiguar	1	2	1	2	1	1	–	1	–	–	–	–	–	–
Upanema	1	1	1	1	1	1	–	–	–	–	–	–	–	–
Várzea-RN	–	1	–	1	–	1	–	–	–	–	–	–	–	–
Vera Cruz-RN	1	1	1	1	–	1	1	–	–	–	–	–	–	–
Vila Flor	3	1	3	1	1	–	2	1	–	–	–	–	–	–
Ignorado RG Norte	106	107	8	7	3	3	5	4	–	–	98	100	–	–
Paraíba	**5.460**	**4.184**	**3.380**	**2.786**	**2.112**	**1.867**	**851**	**723**	**417**	**196**	**2.080**	**1.398**	**20**	**25**
Aguiar	6	–	6	–	2	–	3	–	1	–	–	–	–	–
Alagoa Grande	11	10	4	2	4	2	–	–	–	–	7	8	–	–
Alagoa Nova	12	10	12	10	6	9	5	1	1	–	–	–	–	–
Alagoinha-PB	1	–	1	–	–	–	1	–	–	–	–	–	–	–
Alcantil	2	–	2	–	1	–	1	–	–	–	–	–	1	–
Alhandra	50	70	50	70	44	64	5	6	1	–	–	–	2	–
Aparecida-PB	2	1	2	1	2	–	–	1	–	–	–	–	–	1
Araçagi	1	2	1	2	1	–	–	2	–	–	–	–	–	–
Arara	–	1	–	1	–	1	–	–	–	–	–	–	–	1
Araruna-PB	3	–	3	–	1	–	1	–	1	–	–	–	–	–
Areia	5	3	5	3	3	3	1	–	1	–	–	–	–	–
Areial	–	1	–	1	–	–	–	1	–	–	–	–	–	–
Aroeiras	4	3	4	3	3	2	1	1	–	–	–	–	–	–
Baía da Traição	–	2	–	2	–	1	–	1	–	–	–	–	–	–
Bananeiras	20	2	2	1	1	1	1	–	–	–	18	1	–	–
Barra de Santana	2	–	2	–	2	–	–	–	–	–	–	–	–	–
Bayeux	204	157	55	59	39	36	13	19	3	4	149	98	–	–
Belém-PB	–	1	–	1	–	–	–	1	–	–	–	–	–	–
Belém do Brejo do Cruz	–	4	–	4	–	2	–	1	–	1	–	–	–	–
Bernardino Batista	1	–	1	–	–	–	1	–	–	–	–	–	–	–
Boa Ventura	1	1	1	1	–	–	1	1	–	–	–	–	–	–
Boa Vista-PB	1	4	1	4	–	3	1	1	–	–	–	–	–	–
Bom Jesus-PB	–	1	–	1	–	1	–	–	–	–	–	–	–	–
Bonito de Santa Fé	1	–	–	–	–	–	–	–	–	–	1	–	–	–
Boqueirão	3	1	3	1	1	–	2	–	–	1	–	–	–	–
Borborema-PB	1	1	1	1	1	1	–	–	–	–	–	–	–	–
Brejo do Cruz	–	1	–	1	–	1	–	–	–	–	–	–	–	–
Brejo dos Santos	1	–	1	–	1	–	–	–	–	–	–	–	–	–
Caaporã	33	34	33	34	25	26	8	8	–	–	–	–	–	–
Cabaceiras	–	1	–	1	–	1	–	–	–	–	–	–	–	–
Cabedelo	179	143	122	111	107	90	13	19	2	2	57	32	–	1
Cachoeira dos Índios	2	1	2	1	2	–	–	1	–	–	–	–	–	–
Cacimba de Dentro	1	–	1	–	1	–	–	–	–	–	–	–	–	–
Cacimbas	–	1	–	1	–	1	–	–	–	–	–	–	–	–
Cajazeiras	55	42	20	17	14	8	6	9	–	–	35	25	–	–
Cajazeirinhas	2	–	2	–	2	–	–	–	–	–	–	–	–	–
Caldas Brandão	1	2	1	2	1	2	–	–	–	–	–	–	–	–
Campina Grande	1.282	929	952	694	437	402	213	184	302	108	330	235	3	5
Capim	2	–	2	–	–	–	2	–	–	–	–	–	–	–
Catingueira	1	–	1	–	–	–	1	–	–	–	–	–	–	–
Catolé do Rocha	39	31	8	2	6	1	2	1	–	–	31	29	–	–
Caturité	–	1	–	1	–	1	–	–	–	–	–	–	–	–
Conceição	1	–	1	–	1	–	–	–	–	–	–	–	–	–
Condado-PB	3	2	3	2	2	2	1	–	–	–	–	–	1	–
Conde-PB	62	56	62	56	59	52	3	3	–	1	–	–	–	–
Coremas	–	2	–	2	–	2	–	–	–	–	–	–	–	–
Cruz do Espírito Santo	14	5	14	5	7	2	7	3	–	–	–	–	–	–
Cubati	1	–	1	–	1	–	–	–	–	–	–	–	–	–
Cuité	38	18	4	0	3	0	1	0	0	0	34	18	0	0
Cuitegi	1	–	1	–	–	–	1	–	–	–	–	–	–	–
Desterro	1	–	1	–	1	–	–	–	–	–	–	–	–	–
Dona Inês	–	1	–	1	–	1	–	–	–	–	–	–	–	–
Emas	1	–	1	–	1	–	–	–	–	–	–	–	–	–
Esperança	45	32	9	3	7	2	2	1	–	–	36	29	–	–
Fagundes	–	3	–	3	–	1	–	2	–	–	–	–	–	–
Gado Bravo	1	–	1	–	1	–	–	–	–	–	–	–	–	–
Guarabira	90	73	39	31	29	18	10	12	–	1	51	42	–	–
Ingá	3	7	3	7	3	3	–	4	–	–	–	–	–	–
Itabaiana-PB	65	16	4	1	2	1	2	–	–	–	61	15	–	–

Capítulo 58 - Estatísticas Municipais

58.1 - Estatísticas municipais de acidentes do trabalho, por situação do registro e motivo - 2014/2015

(continuação)

MUNICÍPIO	ESTATÍSTICAS DE ACIDENTES DO TRABALHO													
	Total		Com CAT Registrada								Sem CAT Registrada		Óbito	
			Total		Motivo									
					Típico		Trajeto		Doença do Trabalho					
	2014	2015	2014	2015	2014	2015	2014	2015	2014	2015	2014	2015	2014	2015
Itaporanga-PB	16	6	13	4	6	2	3	2	4	–	3	2	–	–
Itapororoca	3	2	3	2	1	1	2	–	–	1	–	–	–	–
Itatuba	–	1	–	1	–	–	–	1	–	–	–	–	–	–
Jacaraú	2	6	2	6	2	6	–	–	–	–	–	–	–	–
Jericó	4	1	4	1	4	1	–	–	–	–	–	–	–	–
João Pessoa	1.980	1.668	1.287	1.126	844	737	369	338	74	51	693	542	4	11
Juarez Távora	4	2	4	2	2	2	2	–	–	–	–	–	–	–
Juazeirinho	4	3	4	3	1	1	3	2	–	–	–	–	–	–
Junco do Seridó	3	–	3	–	3	–	–	–	–	–	–	–	1	–
Juripiranga	2	–	2	–	2	–	–	–	–	–	–	–	–	–
Lagoa	2	–	2	–	1	–	1	–	–	–	–	–	–	–
Lagoa Seca	6	8	6	8	2	3	3	3	1	2	–	–	–	–
Lucena	55	32	55	32	36	31	19	1	–	–	–	–	–	–
Malta	–	2	–	2	–	2	–	–	–	–	–	–	–	–
Mamanguape	17	21	17	21	12	14	5	7	–	–	–	–	–	–
Manaíra	1	1	1	1	1	–	–	1	–	–	–	–	–	–
Marcação	4	2	4	2	4	2	–	–	–	–	–	–	–	–
Mari	22	8	2	3	1	3	1	–	–	–	20	5	–	–
Massaranduba-PB	6	3	6	3	3	3	3	–	–	–	–	–	1	–
Mataraca	14	11	14	11	11	9	3	2	–	–	–	–	–	–
Mato Grosso	1	–	1	–	–	–	1	–	–	–	–	–	–	–
Maturéia	–	1	–	1	–	1	–	–	–	–	–	–	–	–
Mogeiro	9	1	9	1	7	1	2	–	–	–	–	–	–	–
Montadas	1	3	1	3	–	2	1	1	–	–	–	–	–	1
Monteiro	16	5	6	4	5	4	1	–	–	–	10	1	–	–
Mulungu-PB	2	1	2	1	2	–	–	1	–	–	–	–	–	–
Nova Floresta	1	–	1	–	–	–	1	–	–	–	–	–	–	–
Nova Olinda-PB	1	1	1	1	1	1	–	–	–	–	–	–	–	–
Olho d'Água	2	–	2	–	–	–	2	–	–	–	–	–	–	–
Ouro Velho	1	–	1	–	–	–	1	–	–	–	–	–	–	–
Patos	119	93	57	70	25	42	28	23	4	5	62	23	–	–
Pedras de Fogo	93	47	66	30	61	26	5	2	–	2	27	17	–	–
Piancó	1	1	1	1	1	–	–	1	–	–	–	–	–	–
Picuí	–	2	–	2	–	2	–	–	–	–	–	–	–	–
Pilar-PB	1	2	1	2	–	1	1	1	–	–	–	–	–	–
Pilões-PB	–	1	–	1	–	–	–	1	–	–	–	–	–	–
Pilõezinhos	1	–	1	–	–	–	1	–	–	–	–	–	–	–
Pirpirituba	1	2	1	2	–	2	1	–	–	–	–	–	–	–
Pitimbu	11	15	11	15	9	14	2	1	–	–	–	–	–	–
Pocinhos	2	2	2	2	1	1	1	–	–	1	–	–	–	–
Poço Dantas	–	2	–	2	–	2	–	–	–	–	–	–	–	–
Pombal	62	38	2	2	1	2	1	–	–	–	60	36	–	–
Princesa Isabel	8	5	4	2	3	1	1	–	–	1	4	3	–	–
Puxinanã	3	5	3	5	2	2	1	3	–	–	–	–	–	–
Queimadas-PB	31	15	31	15	22	9	9	6	–	–	–	–	–	–
Quixabá-PB	–	1	–	1	–	–	–	1	–	–	–	–	–	–
Remígio	2	2	2	2	1	1	1	–	–	1	–	–	–	–
Pedro Régio	1	–	1	–	1	–	–	–	–	–	–	–	–	–
Riachão-PB	–	1	–	1	–	1	–	–	–	–	–	–	–	–
Riachão do Bacamarte	1	–	1	–	1	–	–	–	–	–	–	–	1	–
Rio Tinto	51	33	15	14	14	11	1	3	–	–	36	19	–	–
Salgadinho-PB	–	1	–	1	–	1	–	–	–	–	–	–	–	–
Salgado de São Félix	1	–	1	–	1	–	–	–	–	–	–	–	–	–
Santa Cecília-PB	–	1	–	1	–	–	–	1	–	–	–	–	–	–
Santa Cruz-PB	–	3	–	3	–	3	–	–	–	–	–	–	–	–
Santa Helena-PB	1	–	1	–	1	–	–	–	–	–	–	–	–	–
Santa Luzia-PB	22	11	6	1	2	1	3	–	1	–	16	10	–	–
Santana de Mangueira	1	–	1	–	1	–	–	–	–	–	–	–	–	–
Santa Rita-PB	355	228	183	139	123	102	41	27	19	10	172	89	1	2
São Bento-PB	3	6	–	2	–	2	–	–	–	–	3	4	–	–
São Bentinho	–	1	–	1	–	1	–	–	–	–	–	–	–	–
São Domingos de Pombal	1	–	1	–	1	–	–	–	–	–	–	–	–	–
São José da Lagoa Tapada	1	–	1	–	1	–	–	–	–	–	–	–	–	–
São José de Piranhas	19	24	19	24	18	22	1	2	–	–	–	–	–	–
São José do Bonfim	–	1	–	1	–	1	–	–	–	–	–	–	–	–
São José dos Cordeiros	–	1	–	1	–	–	–	1	–	–	–	–	–	–
São Mamede	–	3	–	3	–	3	–	–	–	–	–	–	–	–

Capítulo 58 - Estatísticas Municipais

58.1 - Estatísticas municipais de acidentes do trabalho, por situação do registro e motivo - 2014/2015

(continuação)

MUNICÍPIO	ESTATÍSTICAS DE ACIDENTES DO TRABALHO													
	Total		Com CAT Registrada								Sem CAT Registrada		Óbito	
			Total		Motivo									
					Típico		Trajeto		Doença do Trabalho					
	2014	2015	2014	2015	2014	2015	2014	2015	2014	2015	2014	2015	2014	2015
São Sebastião de Lagoa de Ro	1	–	1	–	–	–	1	–	–	–	–	–	–	–
São Sebastião do Umbuzeiro	1	–	1	–	–	–	1	–	–	–	–	–	–	–
Sapé	39	32	13	11	8	8	5	2	–	1	26	21	1	–
Serra Branca	10	1	0	1	0	1	0	0	0	0	10	0	0	0
Serra Redonda	6	2	6	2	3	1	3	–	–	1	–	–	–	–
Serraria	–	1	–	1	–	1	–	–	–	–	–	–	–	–
Sertãozinho-PB	2	–	2	–	2	–	–	–	–	–	–	–	1	–
Sobrado	3	1	3	1	3	1	–	–	–	–	–	–	–	–
Solânea	19	8	4	3	3	2	1	1	–	–	15	5	–	–
Soledade-PB	2	1	2	1	1	–	1	1	–	–	–	–	–	–
Sossego	–	1	–	1	–	1	–	–	–	–	–	–	–	–
Sousa	37	34	21	20	15	17	4	1	2	2	16	14	–	3
Sumé	1	1	1	1	–	–	1	1	–	–	–	–	–	–
Campo de Santana	–	2	–	2	–	2	–	–	–	–	–	–	–	–
Taperoá-PB	2	5	2	5	2	4	–	1	–	–	–	–	–	–
Teixeira	11	2	6	2	6	2	–	–	–	–	5	–	3	–
Uiraúna	2	–	2	–	1	–	1	–	–	–	–	–	–	–
Umbuzeiro	1	2	1	2	1	2	–	–	–	–	–	–	–	–
Várzea-PB	2	1	2	1	2	1	–	–	–	–	–	–	–	–
Ignorado Paraiba	95	78	3	3	–	2	3	1	–	–	92	75	–	–
Pernambuco	**20.618**	**16.260**	**13.752**	**11.682**	**9.636**	**8.347**	**3.245**	**2.715**	**871**	**620**	**6.866**	**4.578**	**71**	**57**
Abreu e Lima	160	164	160	164	110	115	40	39	10	10	–	–	–	1
Afogados da Ingazeira	139	113	2	6	1	5	1	1	–	–	137	107	–	–
Afrânio	1	3	1	3	1	3	–	–	–	–	–	–	–	–
Agrestina	7	5	7	5	4	2	3	3	–	–	–	–	1	1
Água Preta	3	9	3	9	3	7	–	2	–	–	–	–	–	–
Águas Belas	19	3	4	1	3	1	–	–	1	–	15	2	–	–
Alagoinha-PE	1	–	1	–	–	–	1	–	–	–	–	–	–	–
Aliança	31	10	31	10	29	7	2	3	–	–	–	–	–	–
Altinho	2	–	2	–	1	–	1	–	–	–	–	–	–	–
Amaraji	18	7	18	7	12	5	5	2	1	–	–	–	1	–
Angelim	3	5	3	5	2	4	1	1	–	–	–	–	–	–
Araçoiaba	20	10	20	10	16	6	4	4	–	–	–	–	–	–
Araripina	39	61	28	32	19	22	8	8	1	2	11	29	1	–
Arcoverde	102	63	35	40	20	22	13	16	2	2	67	23	–	–
Barra de Guabiraba	20	9	20	9	20	9	–	–	–	–	–	–	1	–
Barreiros	69	15	19	10	15	7	3	3	1	–	50	5	–	–
Belém de Maria	–	2	–	2	–	2	–	–	–	–	–	–	–	–
Belém de São Francisco	6	14	6	14	5	10	1	4	–	–	–	–	–	1
Belo Jardim	266	124	115	80	84	56	17	8	14	16	151	44	1	1
Bezerros	191	84	40	37	26	26	11	10	3	1	151	47	–	–
Bodocó	2	4	2	4	1	3	1	1	–	–	–	–	–	–
Bom Conselho	29	11	9	7	7	4	2	3	–	–	20	4	–	–
Bom Jardim-PE	3	3	3	3	3	1	–	1	–	1	–	–	–	–
Bonito-PE	10	8	10	8	7	7	1	1	2	–	–	–	–	–
Brejão	–	1	–	1	–	1	–	–	–	–	–	–	–	–
Brejinho-PE	–	4	–	4	–	4	–	–	–	–	–	–	–	–
Brejo da Madre de Deus	3	–	3	–	1	–	2	–	–	–	–	–	–	–
Buenos Aires	11	12	11	12	9	10	2	2	–	–	–	–	–	–
Buíque	7	2	7	2	1	1	5	1	1	–	–	–	–	1
Cabo de Santo Agostinho	946	707	774	578	580	460	143	86	51	32	172	129	6	3
Cabrobó	15	14	6	6	5	6	1	–	–	–	9	8	–	–
Cachoeirinha-PE	1	1	1	1	–	1	1	–	–	–	–	–	–	–
Caetés	15	20	1	14	–	5	1	9	–	–	14	6	–	1
Calçado	–	1	–	1	–	1	–	–	–	–	–	–	–	–
Calumbi	1	4	1	4	1	3	–	1	–	–	–	–	–	1
Camaragibe	104	98	104	98	49	63	51	30	4	5	–	–	–	–
Camocim de São Félix	2	–	2	–	2	–	–	–	–	–	–	–	–	–
Camutanga	46	23	46	23	40	22	6	1	–	–	–	–	1	–
Canhotinho	17	16	2	1	2	1	–	–	–	–	15	15	–	–
Capoeiras	2	2	2	2	–	2	1	–	1	–	–	–	–	–
Carnaíba	1	4	1	4	1	2	–	2	–	–	–	–	–	–
Carnaubeira da Penha	1	–	1	–	–	–	1	–	–	–	–	–	–	–
Carpina	100	50	51	40	31	28	16	12	4	–	49	10	1	1
Caruaru	1.099	700	405	335	215	195	125	96	65	44	694	365	3	–
Catende	14	4	14	4	14	2	–	2	–	–	–	–	–	–

Capítulo 58 - Estatísticas Municipais

58.1 - Estatísticas municipais de acidentes do trabalho, por situação do registro e motivo - 2014/2015

(continuação)

MUNICÍPIO	ESTATÍSTICAS DE ACIDENTES DO TRABALHO													
	Total		Com CAT Registrada								Sem CAT Registrada		Óbito	
			Total		Motivo									
					Típico		Trajeto		Doença do Trabalho					
	2014	2015	2014	2015	2014	2015	2014	2015	2014	2015	2014	2015	2014	2015
Chã de Alegria	2	5	2	5	1	4	1	1	–	–	–	–	–	–
Chã Grande	6	1	6	1	6	1	–	–	–	–	–	–	–	–
Condado-PE	25	12	25	12	24	8	1	4	–	–	–	–	–	–
Correntes	1	1	1	1	1	1	–	–	–	–	–	–	–	–
Cortês	17	17	17	17	16	14	1	3	–	–	–	–	–	–
Cumaru	1	–	1	–	–	–	1	–	–	–	–	–	–	–
Cupira	40	9	2	3	–	2	2	1	–	–	38	6	–	–
Custódia	7	12	7	12	3	11	4	1	–	–	–	–	2	–
Dormentes	4	8	4	8	3	6	1	2	–	–	–	–	–	–
Escada	244	210	158	134	134	118	24	16	–	–	86	76	2	1
Exu	10	9	1	1	1	–	–	1	–	–	9	8	–	–
Feira Nova-PE	2	1	2	1	1	1	1	–	–	–	–	–	–	–
Fernando de Noronha	3	7	3	7	1	5	2	1	–	1	–	–	–	–
Ferreiros	2	10	2	10	2	7	–	3	–	–	–	–	–	–
Flores	19	9	–	2	–	2	–	–	–	–	19	7	–	–
Floresta-PE	17	24	7	12	5	9	2	3	0	0	10	12	0	2
Frei Miguelinho	1	0	1	0	0	0	1	0	0	0	0	0	0	0
Gameleira	11	6	11	6	8	4	1	2	2	–	–	–	1	–
Garanhuns	291	184	100	94	66	58	28	33	6	3	191	90	1	1
Glória do Goitá	16	28	16	28	14	20	1	7	1	1	–	–	–	–
Goiana	533	651	482	575	454	533	25	40	3	2	51	76	1	–
Gravatá	142	90	25	23	17	10	8	12	–	1	117	67	–	–
Ibimirim	3	–	3	–	2	–	1	–	–	–	–	–	–	–
Igarassu	180	141	180	141	140	107	37	28	3	6	–	–	–	2
Iguaraci	1	1	1	1	1	1	–	–	–	–	–	–	–	–
Inajá-PE	1	1	1	1	1	–	–	1	–	–	–	–	–	1
Ingazeira	1	1	1	1	1	–	–	1	–	–	–	–	–	–
Ipojuca	1.029	668	1.029	668	892	583	65	42	72	43	–	–	4	1
Ipubi	10	7	8	5	4	5	4	–	–	–	2	2	–	–
Itaíba	13	–	13	–	13	–	–	–	–	–	–	–	–	–
Itamaracá	4	5	4	5	2	1	2	3	–	1	–	–	–	–
Itambé-PE	22	25	22	25	17	23	5	2	–	–	–	–	–	1
Itapetim	1	–	1	–	1	–	–	–	–	–	–	–	–	–
Itapissuma	58	55	58	55	44	37	8	13	6	5	–	–	1	2
Itaquitinga	38	27	38	27	35	27	3	–	–	–	–	–	–	–
Jaboatão dos Guararapes	1.484	1.216	1.215	1.040	765	651	331	313	119	76	269	176	6	4
Jaqueira	9	6	9	6	8	5	1	1	–	–	–	–	–	–
Jataúba	1	–	1	–	1	–	–	–	–	–	–	–	–	–
Jatobá-PE	1	–	1	–	1	–	–	–	–	–	–	–	–	–
João Alfredo	1	2	1	2	–	–	1	–	–	2	–	–	–	–
Joaquim Nabuco	4	9	4	9	4	7	–	2	–	–	–	–	–	1
Jupi	1	1	1	1	–	–	1	1	–	–	–	–	–	–
Jurema-PE	1	1	1	1	–	1	1	–	–	–	–	–	–	–
Lagoa do Carro	1	1	1	1	1	1	–	–	–	–	–	–	–	–
Lagoa do Itaenga	6	3	6	3	4	3	2	–	–	–	–	–	–	–
Lagoa do Ouro	1	–	1	–	1	–	–	–	–	–	–	–	–	–
Lagoa dos Gatos	1	1	1	1	–	–	–	1	1	–	–	–	–	–
Lagoa Grande-PE	8	21	8	21	6	18	2	3	–	–	–	–	–	–
Lajedo	2	6	2	6	–	3	1	2	1	1	–	–	–	–
Limoeiro	119	150	9	8	4	4	5	3	–	1	110	142	–	–
Macaparana	8	2	8	2	7	2	1	–	–	–	–	–	–	–
Maraial	1	2	1	2	–	1	1	1	–	–	–	–	–	–
Moreno	141	112	52	60	35	40	16	20	1	–	89	52	–	–
Nazaré da Mata	105	58	26	20	20	17	6	3	–	–	79	38	1	–
Olinda	721	633	475	496	276	296	167	178	32	22	246	137	2	1
Orobó	1	1	1	1	1	–	–	1	–	–	–	–	–	–
Orocó	3	1	3	1	2	1	1	–	–	–	–	–	–	–
Ouricuri	88	85	22	15	18	5	1	8	3	2	66	70	–	–
Palmares	96	87	39	33	28	20	8	10	3	3	57	54	2	–
Palmeirina	1	4	1	4	1	3	–	1	–	–	–	–	–	–
Panelas	1	1	1	1	–	–	1	1	–	–	–	–	1	–
Paranatama	8	10	8	10	7	9	1	1	–	–	–	–	–	–
Parnamirim-PE	6	3	6	3	4	2	2	1	–	–	–	–	–	–
Passira	–	4	–	4	–	–	–	4	–	–	–	–	–	–
Paudalho	51	30	51	30	32	17	18	13	1	–	–	–	–	–
Paulista-PE	712	582	446	385	299	281	134	97	13	7	266	197	1	–
Pedra	3	4	3	4	2	4	1	–	–	–	–	–	–	–

Capítulo 58 - Estatísticas Municipais

58.1 - Estatísticas municipais de acidentes do trabalho, por situação do registro e motivo - 2014/2015

(continuação)

MUNICÍPIO	ESTATÍSTICAS DE ACIDENTES DO TRABALHO													
	Total		Com CAT Registrada								Sem CAT Registrada		Óbito	
			Total		Motivo									
					Típico		Trajeto		Doença do Trabalho					
	2014	2015	2014	2015	2014	2015	2014	2015	2014	2015	2014	2015	2014	2015
Pesqueira	81	47	15	16	8	11	7	4	–	1	66	31	2	1
Petrolândia-PE	17	18	6	8	4	6	1	2	1	–	11	10	–	–
Petrolina	961	848	645	563	427	420	201	120	17	23	316	285	3	4
Poção	–	1	–	1	–	1	–	–	–	–	–	–	–	–
Pombos	15	11	15	11	10	8	5	3	–	–	–	–	–	–
Primavera-PE	17	19	17	19	13	18	4	1	–	–	–	–	–	–
Quipapá	1	–	1	–	1	–	–	–	–	–	–	–	–	–
Recife	7.576	6.037	5.126	4.330	3.333	2.894	1.402	1.148	391	288	2.450	1.707	12	12
Riacho das Almas	3	3	3	3	2	2	1	1	–	–	–	–	–	–
Ribeirão	88	18	14	10	9	8	5	2	–	–	74	8	–	–
Rio Formoso	330	280	330	280	318	265	12	15	–	–	–	–	2	1
Sairé	1	3	1	3	1	2	–	1	–	–	–	–	–	–
Salgadinho-PE	–	2	–	2	–	2	–	–	–	–	–	–	–	–
Salgueiro	73	76	31	26	24	16	5	10	2	–	42	50	–	2
Saloá	3	–	3	–	3	–	–	–	–	–	–	–	–	–
Sanharó	–	1	–	1	–	1	–	–	–	–	–	–	–	–
Santa Cruz-PE	2	2	2	2	2	–	–	2	–	–	–	–	–	–
Santa Cruz da Baixa Verde	–	2	–	2	–	1	–	1	–	–	–	–	–	–
Santa Cruz do Capibaribe	18	18	18	18	6	7	9	8	3	3	–	–	–	1
Santa Filomena-PE	–	1	–	1	–	1	–	–	–	–	–	–	–	1
Santa Maria da Boa Vista	2	2	2	2	1	–	1	2	–	–	–	–	–	–
Santa Maria do Cambucá	–	1	–	1	–	–	–	1	–	–	–	–	–	–
Santa Terezinha-PE	–	4	–	4	–	4	–	–	–	–	–	–	–	–
São Benedito do Sul	2	–	2	–	2	–	–	–	–	–	–	–	–	–
São Bento do Una	23	11	23	11	10	6	12	4	1	1	–	–	–	–
São Caitano	11	5	11	5	6	4	5	1	–	–	–	–	–	–
São João-PE	14	6	2	–	1	–	1	–	–	–	12	6	1	–
São Joaquim do Monte	37	20	–	–	–	–	–	–	–	–	37	20	–	–
São José da Coroa Grande	3	2	3	2	2	1	1	1	–	–	–	–	–	–
São José do Belmonte	15	12	2	1	2	1	–	–	–	–	13	11	–	1
São José do Egito	51	34	2	1	1	1	1	0	0	0	49	33	0	0
São Lourenço da Mata	227	173	90	70	58	45	25	22	7	3	137	103	1	2
São Vicente Ferrer-PE	4	2	4	2	2	2	1	0	1	0	0	0	0	0
Serra Talhada	139	96	56	42	26	26	28	15	2	1	83	54	1	–
Sertânia	11	14	11	14	7	11	4	3	–	–	–	–	1	1
Sirinhaém	85	66	85	66	72	60	13	6	–	–	–	–	1	–
Surubim	68	29	3	8	1	6	–	2	2	–	65	21	–	–
Tabira	2	2	2	2	2	1	–	–	–	1	–	–	–	–
Tacaimbó	2	6	2	6	–	3	2	3	–	–	–	–	–	1
Tacaratu	5	2	5	2	5	2	–	–	–	–	–	–	–	–
Tamandaré	30	19	30	19	30	16	–	2	–	1	–	–	–	–
Taquaritinga do Norte	5	1	5	1	4	–	1	1	–	–	–	–	1	–
Terra Nova-PE	1	3	1	3	–	2	1	1	–	–	–	–	1	–
Timbaúba	53	15	27	5	16	3	8	1	3	1	26	10	1	–
Toritama	8	16	8	16	6	12	1	3	1	1	–	–	1	–
Tracunhaém	6	9	6	9	5	8	1	1	–	–	–	–	–	–
Trindade-PE	18	12	7	11	2	3	5	8	–	–	11	1	–	–
Triunfo-PE	7	6	7	6	6	6	1	–	–	–	–	–	–	–
Tupanatinga	1	1	1	1	1	1	–	–	–	–	–	–	–	–
Venturosa	3	4	3	4	3	1	–	3	–	–	–	–	–	1
Verdejante	–	1	–	1	–	–	–	1	–	–	–	–	–	–
Vertente do Lério	1	1	1	1	1	1	–	–	–	–	–	–	–	–
Vertentes	1	2	1	2	1	2	–	–	–	–	–	–	–	–
Vicência	136	101	136	101	120	89	16	12	–	–	–	–	–	–
Vitória de Santo Antão	457	433	353	301	295	241	48	58	10	2	104	132	2	1
Xexéu	3	3	3	3	1	1	2	2	–	–	–	–	–	–
Ignorado Pernambuco	134	108	24	16	9	5	13	7	2	4	110	92	–	–
Alagoas	**5.902**	**4.721**	**4.069**	**3.688**	**3.347**	**3.029**	**607**	**563**	**115**	**96**	**1.833**	**1.033**	**35**	**27**
Água Branca-AL	1	1	1	1	1	1	–	–	–	–	–	–	–	–
Anadia	22	21	22	21	20	21	2	–	–	–	–	–	–	–
Arapiraca	344	302	152	163	90	106	59	53	3	4	192	139	2	3
Atalaia-AL	30	24	30	24	27	23	3	1	–	–	–	–	1	1
Barra de Santo Antônio	17	4	17	4	14	4	3	–	–	–	–	–	–	–
Barra de São Miguel-AL	11	9	11	9	6	5	5	4	–	–	–	–	–	–
Batalha-AL	–	1	–	1	–	1	–	–	–	–	–	–	–	–
Belém-AL	2	1	2	1	–	–	2	1	–	–	–	–	–	–

Capítulo 58 - Estatísticas Municipais

58.1 - Estatísticas municipais de acidentes do trabalho, por situação do registro e motivo - 2014/2015

(continuação)

MUNICÍPIO	ESTATÍSTICAS DE ACIDENTES DO TRABALHO													
	Total		Com CAT Registrada								Sem CAT Registrada		Óbito	
			Total		Motivo									
					Típico		Trajeto		Doença do Trabalho					
	2014	2015	2014	2015	2014	2015	2014	2015	2014	2015	2014	2015	2014	2015
Belo Monte	–	1	–	1	–	–	–	1	–	–	–	–	–	–
Boca da Mata	47	32	47	32	41	30	6	2	–	–	–	–	–	–
Cacimbinhas	–	1	–	1	–	1	–	–	–	–	–	–	–	–
Cajueiro	25	19	25	19	22	18	3	1	–	–	–	–	–	–
Campestre-AL	4	3	4	3	4	3	–	–	–	–	–	–	–	–
Campo Alegre-AL	107	131	97	126	92	118	4	8	1	–	10	5	1	2
Campo Grande-AL	–	2	–	2	–	2	–	–	–	–	–	–	–	–
Canapi	3	1	3	1	3	1	–	–	–	–	–	–	–	–
Capela-AL	19	3	19	3	17	3	2	–	–	–	–	–	2	–
Carneiros	–	1	–	1	–	1	–	–	–	–	–	–	–	–
Coité do Nóia	–	2	–	2	–	–	–	2	–	–	–	–	–	–
Colônia Leopoldina	25	31	25	31	22	30	1	1	2	–	–	–	–	–
Coqueiro Seco	–	2	–	2	–	–	–	2	–	–	–	–	–	–
Coruripe	186	165	186	165	175	156	11	8	–	1	–	–	–	–
Craíbas	1	2	1	2	–	2	1	–	–	–	–	–	–	–
Delmiro Gouveia	36	17	17	16	12	9	5	7	–	–	19	1	–	–
Feira Grande	5	2	5	2	1	–	4	2	–	–	–	–	–	–
Feliz Deserto	–	1	–	1	–	1	–	–	–	–	–	–	–	–
Flexeiras	18	5	18	5	17	4	1	1	–	–	–	–	–	1
Girau do Ponciano	3	4	3	4	–	1	3	3	–	–	–	–	–	–
Ibateguara	5	8	5	8	4	7	1	1	–	–	–	–	–	–
Igaci	5	–	5	–	3	–	2	–	–	–	–	–	–	–
Igreja Nova	109	103	109	103	106	99	3	4	–	–	–	–	–	–
Inhapi	19	2	19	2	17	2	2	–	–	–	–	–	–	–
Jacuípe	2	1	2	1	2	1	–	–	–	–	–	–	–	–
Japaratinga	2	2	2	2	–	1	2	1	–	–	–	–	–	–
Jaramataia	–	1	–	1	–	1	–	–	–	–	–	–	–	–
Jequiá da Praia	39	18	39	18	38	18	–	–	1	–	–	–	1	–
Joaquim Gomes	7	8	7	8	5	8	2	–	–	–	–	–	1	2
Jundiá-AL	2	–	2	–	2	–	–	–	–	–	–	–	–	–
Junqueiro	18	20	12	18	8	17	4	1	–	–	6	2	–	–
Lagoa da Canoa	1	3	1	3	1	3	–	–	–	–	–	–	–	–
Limoeiro de Anadia	17	28	13	27	10	21	3	5	–	1	4	1	–	–
Maceió	2.861	2.210	1.819	1.680	1.409	1.249	328	346	82	85	1.042	530	12	4
Major Isidoro	–	1	–	1	–	–	–	1	–	–	–	–	–	–
Maragogi	16	10	16	10	13	6	2	4	1	–	–	–	1	–
Maravilha-AL	2	–	2	–	–	–	2	–	–	–	–	–	–	–
Marechal Deodoro	102	89	102	89	89	81	11	6	2	2	–	–	1	–
Maribondo	10	2	1	1	1	–	–	1	–	–	9	1	–	–
Mata Grande	1	2	1	2	1	1	–	1	–	–	–	–	1	–
Matriz de Camaragibe	61	27	61	27	58	26	3	1	–	–	–	–	–	–
Messias	18	29	18	29	15	28	3	1	–	–	–	–	1	–
Murici	68	36	27	23	27	21	–	2	–	–	41	13	–	–
Novo Lino	14	15	14	15	14	15	–	–	–	–	–	–	–	–
Olho d'Água das Flores	–	1	–	1	–	1	–	–	–	–	–	–	–	–
Olivença	–	1	–	1	–	–	–	1	–	–	–	–	–	–
Ouro Branco-AL	4	3	2	–	1	–	1	–	–	–	2	3	–	–
Palestina-AL	0	1	0	1	0	1	0	0	0	0	0	0	0	0
Palmeira dos Índios	44	45	33	33	30	29	3	4	0	0	11	12	0	0
Pão de Açúcar	4	2	0	1	0	1	0	0	0	0	4	1	0	0
Paripueira	16	4	16	4	12	3	3	1	1	–	–	–	1	–
Passo de Camaragibe	17	18	17	18	17	18	–	–	–	–	–	–	–	–
Paulo Jacinto	1	–	1	–	–	–	1	–	–	–	–	–	–	–
Penedo	223	157	204	137	183	124	21	13	–	–	19	20	–	–
Pilar-AL	44	36	44	36	29	30	10	6	5	–	–	–	–	1
Pindoba	1	–	1	–	1	–	–	–	–	–	–	–	–	–
Piranhas-AL	1	–	1	–	1	–	–	–	–	–	–	–	–	–
Porto Calvo	69	9	12	3	12	3	–	–	–	–	57	6	–	–
Porto de Pedras	2	2	2	2	1	2	1	–	–	–	–	–	–	–
Porto Real do Colégio	5	2	4	1	3	1	1	–	–	–	1	1	1	–
Quebrangulo	–	3	–	3	–	2	–	1	–	–	–	–	–	–
Rio Largo	323	252	273	225	255	214	15	11	3	–	50	27	1	1
Roteiro	23	10	23	10	20	9	3	1	–	–	–	–	–	–
Santa Luzia do Norte	–	2	–	2	–	1	–	–	–	1	–	–	–	–
Santana do Ipanema	11	15	5	7	3	5	2	2	–	–	6	8	–	–
São José da Laje	87	62	62	54	57	50	5	4	–	–	25	8	–	4
São José da Tapera	2	4	2	4	2	4	–	–	–	–	–	–	–	–

Capítulo 58 - Estatísticas Municipais

58.1 - Estatísticas municipais de acidentes do trabalho, por situação do registro e motivo - 2014/2015

(continuação)

MUNICÍPIO	ESTATÍSTICAS DE ACIDENTES DO TRABALHO													
	Total		Com CAT Registrada								Sem CAT Registrada		Óbito	
			Total		Motivo									
					Típico		Trajeto		Doença do Trabalho					
	2014	2015	2014	2015	2014	2015	2014	2015	2014	2015	2014	2015	2014	2015
São Luís do Quitunde	84	105	84	105	83	104	1	–	–	1	–	–	–	–
São Miguel dos Campos	366	360	190	214	154	192	22	21	14	1	176	146	4	8
São Miguel dos Milagres	4	3	4	3	3	3	1	–	–	–	–	–	–	–
São Sebastião-AL	21	11	14	7	6	3	8	4	–	–	7	4	1	–
Satuba	4	13	4	13	3	10	1	3	–	–	–	–	1	–
Senador Rui Palmeira	1	1	1	1	–	1	1	–	–	–	–	–	–	–
Tanque d'Arca	1	2	1	2	–	1	1	1	–	–	–	–	–	–
Taquarana	1	4	1	4	1	3	–	1	–	–	–	–	–	–
Teotônio Vilela	75	67	61	58	56	52	5	6	–	–	14	9	1	–
Traipu	3	2	3	2	2	1	1	1	–	–	–	–	–	–
União dos Palmares	18	13	18	13	12	7	6	6	–	–	–	–	–	–
Viçosa-AL	77	64	10	1	7	1	3	–	–	–	67	63	–	–
Ignorado Alagoas	85	44	14	11	6	7	8	4	–	–	71	33	1	–
Sergipe	**3.223**	**2.680**	**2.511**	**2.166**	**1.855**	**1.649**	**581**	**488**	**75**	**29**	**712**	**514**	**19**	**14**
Aquidabã	2	2	2	2	2	1	–	–	–	1	–	–	–	–
Aracaju	2.006	1.674	1.547	1.306	1.154	1.001	337	288	56	17	459	368	9	4
Arauá	–	3	–	3	–	3	–	–	–	–	–	–	–	–
Areia Branca-SE	5	4	5	4	3	2	2	2	–	–	–	–	–	1
Barra dos Coqueiros	21	17	21	17	13	10	7	6	1	1	–	–	–	1
Boquim	4	8	4	8	1	6	3	1	–	1	–	–	–	–
Brejo Grande	5	2	5	2	3	2	2	–	–	–	–	–	–	–
Campo do Brito	4	1	4	1	4	1	–	–	–	–	–	–	–	–
Canindé de São Francisco	4	5	4	5	–	4	4	1	–	–	–	–	1	–
Capela-SE	17	27	17	27	15	24	2	3	–	–	–	–	1	–
Carira	3	2	3	2	3	2	–	–	–	–	–	–	–	–
Carmópolis	44	44	44	44	41	40	2	4	1	–	–	–	–	–
Cedro de São João	–	3	–	3	–	2	–	1	–	–	–	–	–	–
Cristinápolis	4	2	4	2	3	2	1	–	–	–	–	–	–	–
Cumbe	–	2	–	2	–	2	–	–	–	–	–	–	–	–
Divina Pastora	9	2	9	2	4	2	5	–	–	–	–	–	–	–
Estância	147	113	110	77	88	57	22	19	–	1	37	36	2	1
Feira Nova-SE	–	1	–	1	–	–	–	1	–	–	–	–	–	–
Frei Paulo	9	10	9	10	7	9	2	1	–	–	–	–	1	–
Gararu	–	1	–	1	–	1	–	–	–	–	–	–	–	–
General Maynard	2	2	2	2	–	2	2	–	–	–	–	–	–	–
Gracho Cardoso	2	–	2	–	2	–	–	–	–	–	–	–	–	–
Ilha das Flores	–	1	–	1	–	1	–	–	–	–	–	–	–	–
Indiaroba	1	2	1	2	1	1	–	1	–	–	–	–	–	–
Itabaiana-SE	129	68	55	48	30	31	22	16	3	1	74	20	–	–
Itabaianinha	7	4	7	4	3	2	4	2	–	–	–	–	–	–
Itabi	–	1	–	1	–	–	–	1	–	–	–	–	–	–
Itaporanga d'Ajuda	59	37	59	37	54	28	5	9	–	–	–	–	–	1
Japaratuba	11	8	11	8	8	6	3	2	–	–	–	–	–	–
Japoatã	3	10	3	10	–	9	3	1	–	–	–	–	–	–
Lagarto	63	59	34	36	25	25	8	11	1	–	29	23	–	1
Laranjeiras	50	31	50	31	39	26	11	5	–	–	–	–	–	–
Macambira	2	1	2	1	2	1	–	–	–	–	–	–	–	–
Malhada dos Bois	–	4	–	4	–	4	–	–	–	–	–	–	–	–
Malhador	–	1	–	1	–	–	–	1	–	–	–	–	–	–
Maruim	13	14	13	14	8	9	4	5	1	–	–	–	–	1
Moita Bonita	1	–	1	–	1	–	–	–	–	–	–	–	–	–
Monte Alegre de Sergipe	1	–	1	–	1	–	–	–	–	–	–	–	–	–
Muribeca	14	8	14	8	12	8	2	–	–	–	–	–	–	–
Neópolis	60	41	8	13	3	12	5	1	–	–	52	28	–	–
Nossa Senhora Aparecida	2	2	2	2	1	–	1	2	–	–	–	–	–	–
Nossa Senhora da Glória	15	11	4	6	4	5	–	1	–	–	11	5	–	–
Nossa Senhora das Dores	22	8	22	8	12	7	10	1	–	–	–	–	1	–
Nossa Senhora de Lourdes	1	2	1	2	1	2	–	–	–	–	–	–	–	–
Nossa Senhora do Socorro	171	168	171	168	126	130	41	37	4	1	–	–	1	2
Pacatuba-SE	4	1	4	1	2	–	2	1	–	–	–	–	–	–
Pedra Mole	–	1	–	1	–	1	–	–	–	–	–	–	–	–
Pedrinhas	1	–	1	–	–	–	1	–	–	–	–	–	–	–
Pinhão-SE	2	–	2	–	2	–	–	–	–	–	–	–	–	–
Pirambu	4	–	4	–	2	–	2	–	–	–	–	–	–	–
Poço Redondo	3	3	3	3	2	2	1	1	–	–	–	–	–	–
Poço Verde	9	15	9	15	5	5	4	10	0	0	0	0	0	0

Capítulo 58 - Estatísticas Municipais

58.1 - Estatísticas municipais de acidentes do trabalho, por situação do registro e motivo - 2014/2015

(continuação)

MUNICÍPIO	ESTATÍSTICAS DE ACIDENTES DO TRABALHO													
	Total		Com CAT Registrada								Sem CAT Registrada		Óbito	
			Total		Motivo									
					Típico		Trajeto		Doença do Trabalho					
	2014	2015	2014	2015	2014	2015	2014	2015	2014	2015	2014	2015	2014	2015
Porto da Folha	1	1	1	1	–	1	1	–	–	–	–	–	–	–
Propriá	51	24	21	16	18	13	3	3	–	–	30	8	–	–
Riachão do Dantas	1	2	1	2	–	1	1	1	–	–	–	–	–	–
Riachuelo-SE	21	17	21	17	17	13	2	2	2	2	–	–	–	–
Ribeirópolis	2	3	2	3	1	1	1	2	–	–	–	–	–	–
Rosário do Catete	41	49	41	49	38	42	2	7	1	–	–	–	–	–
Salgado	5	1	5	1	3	1	2	–	–	–	–	–	–	–
Santa Luzia do Itanhy	1	3	1	3	1	3	–	–	–	–	–	–	–	–
Santana do São Francisco	1	1	1	1	–	1	1	–	–	–	–	–	–	–
Santo Amaro das Brotas	4	2	4	2	1	2	3	–	–	–	–	–	–	–
São Cristóvão	57	54	49	42	23	24	24	16	2	2	8	12	–	1
São Domingos-SE	3	–	3	–	–	–	3	–	–	–	–	–	3	–
São Francisco-SE	–	1	–	1	–	1	–	–	–	–	–	–	–	–
São Miguel do Aleixo	–	1	–	1	–	–	–	–	–	1	–	–	–	–
Simão Dias	48	51	48	51	33	39	13	12	2	–	–	–	–	1
Siriri	17	11	17	11	17	7	–	4	–	–	–	–	–	–
Tobias Barreto	17	21	5	7	4	6	–	–	1	1	12	14	–	–
Tomar do Geru	1	2	1	2	1	2	–	–	–	–	–	–	–	–
Umbaúba	4	4	4	4	3	3	1	1	–	–	–	–	–	–
Ignorado Sergipe	12	6	12	6	8	1	4	5	–	–	–	–	–	–
Bahia	**21.724**	**17.599**	**13.746**	**11.818**	**10.101**	**8.850**	**2.660**	**2.402**	**985**	**566**	**7.978**	**5.781**	**115**	**91**
Abaíra	5	3	5	3	3	3	2	–	–	–	–	–	–	–
Abaré	4	6	4	6	3	2	1	3	–	1	–	–	–	–
Acajutiba	1	2	1	2	–	1	1	1	–	–	–	–	–	1
Adustina	2	–	2	–	2	–	–	–	–	–	–	–	–	–
Água Fria	10	11	10	11	5	6	5	4	–	1	–	–	–	–
Aiquara	1	1	1	1	1	1	–	–	–	–	–	–	–	–
Alagoinhas	356	243	282	212	232	158	40	49	10	5	74	31	3	–
Alcobaça	14	7	14	7	11	6	3	1	–	–	–	–	–	–
Almadina	1	2	1	2	–	1	–	1	1	–	–	–	–	–
Amargosa	32	9	11	6	9	5	1	1	1	–	21	3	–	–
Amélia Rodrigues	55	55	17	9	16	6	1	3	–	–	38	46	1	1
América Dourada	–	3	–	3	–	2	–	1	–	–	–	–	1	–
Anagé	7	10	–	3	–	1	–	2	–	–	7	7	–	–
Andaraí	1	1	1	1	–	1	1	–	–	–	–	–	–	–
Andorinha	18	20	18	20	18	18	–	2	–	–	–	–	–	–
Angical	2	–	2	–	–	–	–	–	2	–	–	–	–	–
Antas	–	1	–	1	–	1	–	–	–	–	–	–	–	–
Antônio Cardoso	6	2	6	2	6	2	–	–	–	–	–	–	–	–
Antônio Gonçalves	3	1	3	1	1	1	1	–	1	–	–	–	–	–
Aporá	1	–	1	–	1	–	–	–	–	–	–	–	–	–
Apuarema	1	2	1	2	1	2	–	–	–	–	–	–	–	–
Aracatu	1	1	1	1	1	1	–	–	–	–	–	–	–	–
Araçás	34	23	34	23	30	22	4	1	–	–	–	–	–	–
Araci	3	5	3	5	3	4	–	1	–	–	–	–	1	–
Aramari	5	1	5	1	5	1	–	–	–	–	–	–	–	–
Arataca	5	4	5	4	2	3	3	1	–	–	–	–	–	–
Aratuípe	5	1	5	1	5	–	–	1	–	–	–	–	–	–
Aurelino Leal	–	1	–	1	–	1	–	–	–	–	–	–	–	–
Baianópolis	3	2	3	2	2	1	1	1	–	–	–	–	–	–
Baixa Grande	2	–	2	–	1	–	1	–	–	–	–	–	–	–
Barra	21	25	5	8	4	5	–	3	1	–	16	17	–	–
Barra da Estiva	1	1	1	1	–	–	1	–	–	1	–	–	–	–
Barra do Choça	30	23	5	4	4	2	1	–	–	2	25	19	1	–
Barra do Mendes	–	1	–	1	–	1	–	–	–	–	–	–	–	–
Barra do Rocha	9	5	9	5	9	5	–	–	–	–	–	–	–	–
Barreiras	297	291	174	195	124	145	46	46	4	4	123	96	3	1
Barro Alto-BA	2	3	2	3	2	3	–	–	–	–	–	–	–	–
Barrocas	27	17	27	17	21	16	2	–	4	1	–	–	–	–
Barro Preto	3	3	3	3	2	3	1	–	–	–	–	–	–	–
Belmonte-BA	8	15	8	15	8	12	–	3	–	–	–	–	–	–
Belo Campo	9	–	9	–	8	–	1	–	–	–	–	–	–	–
Biritinga	2	1	2	1	1	1	1	–	–	–	–	–	–	–
Boa Nova	3	1	3	1	2	1	1	–	–	–	–	–	–	–
Boa Vista do Tupim	2	4	2	4	1	3	1	1	–	–	–	–	–	–
Bom Jesus da Lapa	136	81	21	14	14	5	6	8	1	1	115	67	–	–

Capítulo 58 - Estatísticas Municipais

58.1 - Estatísticas municipais de acidentes do trabalho, por situação do registro e motivo - 2014/2015

(continuação)

MUNICÍPIO	ESTATÍSTICAS DE ACIDENTES DO TRABALHO													
	Total		Com CAT Registrada								Sem CAT Registrada		Óbito	
			Total		Motivo									
					Típico		Trajeto		Doença do Trabalho					
	2014	2015	2014	2015	2014	2015	2014	2015	2014	2015	2014	2015	2014	2015
Bom Jesus da Serra	2	–	2	–	2	–	–	–	–	–	–	–	–	–
Boninal	1	1	1	1	1	1	–	–	–	–	–	–	–	–
Bonito-BA	2	1	2	1	2	1	–	–	–	–	–	–	–	–
Boquira	5	10	1	2	–	1	1	–	–	1	4	8	–	–
Botuporã	1	–	1	–	1	–	–	–	–	–	–	–	–	–
Brejões	4	3	4	3	2	3	2	–	–	–	–	–	1	1
Brejolândia	1	2	1	2	1	1	–	1	–	–	–	–	–	–
Brotas de Macaúbas	1	2	1	2	–	2	1	–	–	–	–	–	–	–
Brumado	200	190	63	53	49	45	12	8	2	–	137	137	–	–
Buerarema	4	1	4	1	4	1	–	–	–	–	–	–	–	–
Buritirama	–	2	–	2	–	1	–	–	–	1	–	–	–	–
Caatiba	–	1	–	1	–	1	–	–	–	–	–	–	–	–
Cabaceiras do Paraguaçu	4	2	4	2	4	1	–	1	–	–	–	–	–	–
Cachoeira	22	15	22	15	14	7	1	3	7	5	–	–	–	–
Caculé	3	5	–	4	–	2	–	2	–	–	3	1	–	–
Caém	2	1	2	1	–	1	2	–	–	–	–	–	–	–
Caetanos	2	–	2	–	2	–	–	–	–	–	–	–	–	–
Caetité	116	125	61	73	49	59	10	14	2	–	55	52	–	–
Cafarnaum	1	6	1	6	1	4	–	1	–	1	–	–	–	–
Cairu	4	6	4	6	2	5	2	–	–	1	–	–	–	1
Caldeirão Grande	1	1	1	1	–	1	–	–	1	–	–	–	–	–
Camacan	65	48	21	20	12	13	9	7	–	–	44	28	–	–
Camaçari	1.312	1.155	1.107	931	905	773	136	96	66	62	205	224	1	5
Camamu	5	2	5	2	1	2	3	–	1	–	–	–	–	–
Campo Alegre de Lourdes	14	10	2	4	1	2	1	2	–	–	12	6	–	–
Campo Formoso	53	57	19	27	16	25	2	2	1	–	34	30	–	–
Canavieiras	27	14	9	2	6	1	3	1	–	–	18	12	–	–
Candeal	2	1	2	1	1	1	1	–	–	–	–	–	1	–
Candeias-BA	157	155	157	148	126	127	27	21	4	–	–	7	4	8
Candiba	2	–	2	–	–	–	2	–	–	–	–	–	–	–
Cândido Sales	2	4	2	4	2	2	–	2	–	–	–	–	–	–
Cansanção	1	2	1	2	–	1	1	1	–	–	–	–	–	–
Canudos	1	2	1	2	–	1	1	1	–	–	–	–	–	–
Capela do Alto Alegre	–	1	–	1	–	1	–	–	–	–	–	–	–	–
Capim Grosso	3	6	3	6	2	4	–	1	1	1	–	–	–	–
Caraíbas	2	2	2	2	2	2	–	–	–	–	–	–	–	–
Caravelas	23	52	20	50	18	13	1	37	1	–	3	2	–	1
Cardeal da Silva	2	4	2	4	2	4	–	–	–	–	–	–	–	–
Carinhanha	2	3	2	3	1	2	1	1	–	–	–	–	–	–
Casa Nova	78	70	78	70	71	56	7	10	–	4	–	–	1	–
Castro Alves	17	16	12	13	9	12	3	1	–	–	5	3	1	1
Catolândia	1	1	1	1	–	1	1	–	–	–	–	–	–	–
Catu	105	86	68	54	53	41	11	10	4	3	37	32	1	2
Central	–	1	–	1	–	–	–	1	–	–	–	–	–	–
Cícero Dantas	1	9	1	9	1	7	–	1	–	1	–	–	–	–
Coaraci	7	3	4	3	2	3	–	–	2	–	3	–	–	–
Cocos	7	12	7	12	7	11	–	–	–	1	–	–	–	–
Conceição da Feira	4	7	4	7	1	2	3	2	–	3	–	–	–	–
Conceição do Almeida	4	1	4	1	4	1	–	–	–	–	–	–	–	1
Conceição do Coité	42	55	26	18	18	13	8	5	–	–	16	37	–	–
Conceição do Jacuípe	28	14	28	14	14	7	10	4	4	3	–	–	–	–
Conde-BA	5	10	5	10	1	9	4	1	–	–	–	–	–	1
Condeúba	60	32	–	3	–	2	–	–	–	1	60	29	–	–
Contendas do Sincorá	–	2	–	2	–	2	–	–	–	–	–	–	–	–
Coração de Maria	3	3	3	3	1	1	2	2	–	–	–	–	–	–
Coribe	3	1	3	1	1	–	2	1	–	–	–	–	–	–
Correntina	48	43	48	43	37	35	11	7	–	1	–	–	2	1
Cotegipe	9	9	9	9	9	8	–	1	–	–	–	–	–	–
Crisópolis	1	1	1	1	1	1	–	–	–	–	–	–	–	–
Cristópolis	2	2	2	2	2	–	–	2	–	–	–	–	1	–
Cruz das Almas	78	41	57	34	34	14	20	17	3	3	21	7	2	–
Curaçá	14	12	14	12	13	9	1	3	–	–	–	–	–	–
Dias d'Ávila	193	187	151	143	132	124	17	13	2	6	42	44	–	1
Dom Basílio	1	–	1	–	1	–	–	–	–	–	–	–	–	–
Elísio Medrado	1	1	1	1	–	–	1	1	–	–	–	–	–	–
Encruzilhada	3	3	3	3	2	3	1	–	–	–	–	–	–	1
Entre Rios-BA	53	34	53	34	30	19	20	14	3	1	–	–	3	1

Capítulo 58 - Estatísticas Municipais

58.1 - Estatísticas municipais de acidentes do trabalho, por situação do registro e motivo - 2014/2015

(continuação)

MUNICÍPIO	ESTATÍSTICAS DE ACIDENTES DO TRABALHO													
	Total		Com CAT Registrada								Sem CAT Registrada		Óbito	
			Total		Motivo									
					Típico		Trajeto		Doença do Trabalho					
	2014	2015	2014	2015	2014	2015	2014	2015	2014	2015	2014	2015	2014	2015
Esplanada	23	31	18	26	17	15	1	11	–	–	5	5	–	1
Euclides da Cunha	41	33	7	2	5	1	2	1	–	–	34	31	–	–
Eunápolis	259	201	167	106	123	86	37	17	7	3	92	95	3	1
Fátima-BA	1	–	1	–	1	–	–	–	–	–	–	–	1	–
Feira de Santana	1.725	1.171	936	634	448	389	247	164	241	81	789	537	9	4
Filadélfia-BA	1	1	1	1	–	1	1	–	–	–	–	–	1	–
Firmino Alves	1	–	1	–	1	–	–	–	–	–	–	–	–	–
Floresta Azul	2	4	2	4	–	3	2	–	–	1	–	–	–	–
Formosa do Rio Preto	28	30	24	25	21	20	3	4	–	1	4	5	2	1
Gandu	62	30	14	13	13	11	1	2	–	–	48	17	1	–
Gentio do Ouro	2	1	2	1	1	1	1	–	–	–	–	–	–	–
Glória	2	1	2	1	–	–	2	1	–	–	–	–	–	–
Gongogi	6	1	6	1	6	1	–	–	–	–	–	–	–	–
Governador Mangabeira	9	15	9	15	6	8	2	7	1	–	–	–	–	–
Guajeru	3	1	3	1	1	–	2	1	–	–	–	–	–	–
Guanambi	205	193	31	37	14	27	15	9	2	1	174	156	1	1
Guaratinga	–	4	–	4	–	4	–	–	–	–	–	–	–	1
Iaçu	11	5	11	5	3	2	4	2	4	1	–	–	–	3
Ibiassucê	1	–	1	–	1	–	–	–	–	–	–	–	–	–
Ibicaraí	5	8	2	7	2	6	–	1	–	–	3	1	–	1
Ibicoara	8	26	8	26	6	24	1	2	1	–	–	–	–	–
Ibicuí	1	3	1	3	1	3	–	–	–	–	–	–	–	–
Ibipitanga	1	1	1	1	1	1	–	–	–	–	–	–	–	–
Ibiquera	1	1	1	1	1	1	–	–	–	–	–	–	–	–
Ibirapitanga	8	6	8	6	8	2	–	2	–	2	–	–	–	1
Ibirapuã	43	11	43	11	39	9	4	2	–	–	–	–	1	–
Ibirataia	1	1	1	1	–	1	1	–	–	–	–	–	–	–
Ibitiara	1	1	1	1	1	1	–	–	–	–	–	–	–	–
Ibititá	2	–	2	–	–	–	1	–	1	–	–	–	–	–
Ibotirama	40	34	1	2	–	1	–	1	1	–	39	32	–	–
Ichu	8	9	–	1	–	–	–	1	–	–	8	8	–	–
Igaporã	2	5	2	5	2	4	–	1	–	–	–	–	–	–
Igrapiúna	31	9	31	9	30	6	1	3	–	–	–	–	–	1
Iguaí	19	5	2	1	2	–	–	–	–	1	17	4	–	–
Ilhéus	320	234	199	150	139	105	39	32	21	13	121	84	–	–
Inhambupe	7	7	7	7	6	4	1	2	–	1	–	–	–	–
Ipecaetá	3	2	3	2	1	1	2	1	–	–	–	–	–	–
Ipiaú	110	42	19	6	13	2	6	4	–	–	91	36	1	–
Ipirá	72	32	47	23	34	11	13	11	–	1	25	9	1	–
Ipupiara	1	–	1	–	–	–	1	–	–	–	–	–	–	–
Irajuba	3	1	3	1	2	–	1	1	–	–	–	–	–	1
Iramaia	–	1	–	1	–	1	–	–	–	–	–	–	–	–
Iraquara	33	27	20	20	15	18	4	2	1	–	13	7	–	–
Irará	3	1	3	1	2	–	1	–	–	1	–	–	–	–
Irecê	108	81	24	21	21	12	2	8	1	1	84	60	1	–
Itabela	17	17	12	15	8	9	4	6	–	–	5	2	–	1
Itaberaba	75	49	47	33	16	19	12	8	19	6	28	16	1	–
Itabuna	534	449	205	183	146	136	46	37	13	10	329	266	4	2
Itacaré	7	5	7	5	7	4	–	–	–	1	–	–	–	–
Itaeté	–	2	–	2	–	1	–	1	–	–	–	–	–	–
Itagi	1	–	1	–	–	–	1	–	–	–	–	–	–	–
Itagibá	20	22	20	22	19	18	1	4	–	–	–	–	–	–
Itagimirim	2	2	2	2	2	2	–	–	–	–	–	–	–	1
Itaju do Colônia	1	2	1	2	–	1	1	1	–	–	–	–	–	–
Itajuípe	4	2	4	2	4	2	–	–	–	–	–	–	–	–
Itamaraju	76	46	33	26	27	18	5	6	1	2	43	20	–	–
Itambé-BA	22	19	5	9	3	6	2	3	–	–	17	10	–	–
Itanagra	1	7	1	7	1	6	–	1	–	–	–	–	–	1
Itanhém	5	–	5	–	3	–	2	–	–	–	–	–	–	–
Itaparica	8	9	8	9	8	7	–	2	–	–	–	–	–	–
Itapé	1	4	1	4	1	4	–	–	–	–	–	–	–	–
Itapebi	7	4	7	4	3	2	4	2	–	–	–	–	1	–
Itapetinga	150	122	101	81	86	68	14	10	1	3	49	41	–	1
Itapicuru	1	5	1	5	1	4	–	1	–	–	–	–	–	–
Itaquara	1	–	1	–	–	–	–	–	1	–	–	–	–	–
Itarantim	2	4	2	4	2	4	–	–	–	–	–	–	–	–
Itatim	5	4	5	4	3	2	2	2	–	–	–	–	–	–

Capítulo 58 - Estatísticas Municipais

58.1 - Estatísticas municipais de acidentes do trabalho, por situação do registro e motivo - 2014/2015

(continuação)

MUNICÍPIO	ESTATÍSTICAS DE ACIDENTES DO TRABALHO													
	Total		Com CAT Registrada								Sem CAT Registrada		Óbito	
			Total		Motivo									
					Típico		Trajeto		Doença do Trabalho					
	2014	2015	2014	2015	2014	2015	2014	2015	2014	2015	2014	2015	2014	2015
Itiruçu	18	7	–	–	–	–	–	–	–	–	18	7	–	–
Itiúba	1	3	1	3	1	1	–	2	–	–	–	–	–	–
Itororó	3	3	3	2	3	2	–	–	–	–	–	1	–	–
Ituaçu	18	21	18	21	17	20	–	1	1	–	–	–	–	–
Ituberá	56	23	26	12	24	7	2	4	–	1	30	11	–	–
Iuiú	–	1	–	1	–	–	–	1	–	–	–	–	–	–
Jaborandi-BA	21	11	21	11	18	10	2	–	1	1	–	–	–	–
Jacaraci	1	2	1	2	–	1	1	1	–	–	–	–	–	–
Jacobina	127	91	48	47	31	40	17	7	–	–	79	44	1	–
Jaguaquara	7	2	7	2	4	1	1	–	2	1	–	–	–	1
Jaguarari	57	51	52	43	45	41	3	2	4	–	5	8	–	–
Jaguaripe	1	9	1	9	1	9	–	–	–	–	–	–	–	–
Jandaíra-BA	2	4	2	4	2	2	–	2	–	–	–	–	–	–
Jequié	323	263	152	116	95	86	49	30	8	–	171	147	4	1
Jeremoabo	7	6	7	6	4	6	2	–	1	–	–	–	–	–
Jiquiriçá	1	2	1	2	1	2	–	–	–	–	–	–	–	–
João Dourado	3	2	3	2	2	–	1	1	–	1	–	–	–	–
Juazeiro	566	398	454	339	386	276	59	58	9	5	112	59	1	–
Jucuruçu	–	1	–	1	–	–	–	1	–	–	–	–	–	–
Jussara-BA	1	–	1	–	1	–	–	–	–	–	–	–	–	–
Lafaiete Coutinho	1	–	1	–	–	–	1	–	–	–	–	–	–	–
Lagoa Real	–	3	–	3	–	2	–	1	–	–	–	–	–	–
Laje	2	7	2	7	–	4	2	3	–	–	–	–	–	1
Lajedão	19	16	19	16	18	16	1	–	–	–	–	–	–	–
Lajedinho	1	2	1	2	1	1	–	1	–	–	–	–	–	–
Lamarão	1	–	1	–	1	–	–	–	–	–	–	–	–	–
Lapão	1	1	1	1	–	1	1	–	–	–	–	–	1	–
Lauro de Freitas	509	418	340	284	259	218	58	58	23	8	169	134	2	–
Lençóis	2	4	2	4	1	4	1	–	–	–	–	–	–	–
Licínio de Almeida	1	–	1	–	1	–	–	–	–	–	–	–	–	–
Livramento de Nossa Senhora	153	153	3	2	2	1	–	1	1	–	150	151	–	–
Luís Eduardo Magalhães	173	146	173	146	126	102	45	40	2	4	–	–	1	5
Macarani	6	5	6	5	5	3	1	2	–	–	–	–	–	–
Macaúbas	2	1	2	1	1	–	1	1	–	–	–	–	–	–
Macururé	1	1	1	1	1	1	–	–	–	–	–	–	–	–
Madre de Deus	12	15	12	15	12	14	–	1	–	–	–	–	–	–
Maetinga	1	–	1	–	–	–	1	–	–	–	–	–	–	–
Maiquinique	8	7	8	7	8	7	–	–	–	–	–	–	–	–
Mairi	3	8	3	8	2	8	1	–	–	–	–	–	–	–
Malhada	1	1	1	1	1	1	–	–	–	–	–	–	–	–
Manoel Vitorino	5	4	5	4	2	4	3	–	–	–	–	–	–	1
Maracás	25	9	25	9	21	8	4	1	–	–	–	–	1	–
Maragogipe	149	50	78	9	70	8	8	1	–	–	71	41	–	–
Maraú	3	1	3	1	2	1	1	–	–	–	–	–	–	–
Marcionílio Souza	–	1	–	1	–	–	–	1	–	–	–	–	–	–
Mascote	1	–	1	–	1	–	–	–	–	–	–	–	–	–
Mata de São João	107	134	87	118	74	104	11	13	2	1	20	16	–	–
Medeiros Neto	27	32	27	32	23	28	4	4	–	–	–	–	–	–
Miguel Calmon	25	4	4	2	3	2	1	–	–	–	21	2	–	–
Milagres-BA	10	6	10	6	7	4	2	2	1	–	–	–	–	–
Mirangaba	1	–	1	–	1	–	–	–	–	–	–	–	–	–
Mirante	1	–	1	–	–	–	1	–	–	–	–	–	–	–
Monte Santo	–	1	–	1	–	1	–	–	–	–	–	–	–	–
Morpará	–	1	–	1	–	1	–	–	–	–	–	–	–	–
Morro do Chapéu	23	21	6	5	6	3	–	2	–	–	17	16	–	–
Mortugaba	1	–	1	–	–	–	–	–	1	–	–	–	–	–
Mucugê	4	13	4	13	4	11	–	2	–	–	–	–	–	–
Mucuri	122	88	105	73	94	60	10	10	1	3	17	15	–	–
Mulungu do Morro	–	1	–	1	–	1	–	–	–	–	–	–	–	–
Mundo Novo-BA	5	3	–	3	–	1	–	2	–	–	5	–	–	–
Muniz Ferreira	1	2	1	2	1	1	–	1	–	–	–	–	–	–
Muquém de São Francisco	3	–	3	–	3	–	–	–	–	–	–	–	–	–
Muritiba	61	35	9	5	6	5	3	–	–	–	52	30	–	–
Mutuípe	43	4	2	2	1	2	1	–	–	–	41	2	–	–
Nazaré-BA	46	26	7	5	7	5	–	–	–	–	39	21	–	–
Nilo Peçanha	1	2	1	2	1	2	–	–	–	–	–	–	–	–
Nordestina	3	3	3	3	2	3	1	–	–	–	–	–	–	–

Capítulo 58 - Estatísticas Municipais

58.1 - Estatísticas municipais de acidentes do trabalho, por situação do registro e motivo - 2014/2015

(continuação)

MUNICÍPIO	ESTATÍSTICAS DE ACIDENTES DO TRABALHO													
	Total		Com CAT Registrada								Sem CAT Registrada		Óbito	
			Total		Motivo									
					Típico		Trajeto		Doença do Trabalho					
	2014	2015	2014	2015	2014	2015	2014	2015	2014	2015	2014	2015	2014	2015
Nova Canaã	1	–	1	–	1	–	–	–	–	–	–	–	–	–
Nova Fátima-BA	–	1	–	1	–	1	–	–	–	–	–	–	–	1
Nova Ibiá	7	–	7	–	2	–	5	–	–	–	–	–	–	–
Nova Itarana	3	–	3	–	3	–	–	–	–	–	–	–	1	–
Nova Soure	3	1	3	1	3	1	–	–	–	–	–	–	–	–
Nova Viçosa	59	46	59	46	51	41	7	5	1	–	–	–	–	–
Novo Horizonte-BA	1	1	1	1	1	1	–	–	–	–	–	–	–	–
Olindina	2	2	2	2	1	1	1	1	–	–	–	–	–	–
Oliveira dos Brejinhos	–	4	–	4	–	3	–	1	–	–	–	–	–	–
Ouriçangas	2	3	2	3	2	3	–	–	–	–	–	–	–	–
Ourolândia	5	3	5	3	4	3	1	–	–	–	–	–	–	–
Palmas de Monte Alto	2	3	2	3	2	2	–	1	–	–	–	–	–	1
Palmeiras	3	1	3	1	1	1	2	–	–	–	–	–	–	–
Paramirim	2	3	2	3	1	3	–	–	1	–	–	–	–	–
Paratinga	28	15	–	–	–	–	–	–	–	–	28	15	–	–
Paripiranga	15	12	1	3	1	2	–	1	–	–	14	9	–	–
Pau Brasil	2	1	2	1	1	1	1	–	–	–	–	–	–	–
Paulo Afonso	131	106	70	65	53	52	16	13	1	–	61	41	–	–
Pé de Serra	2	–	2	–	1	–	1	–	–	–	–	–	–	–
Pedrão	–	1	–	1	–	–	–	1	–	–	–	–	–	–
Pedro Alexandre	1	–	1	–	1	–	–	–	–	–	–	–	–	–
Piatã	2	–	2	–	–	–	2	–	–	–	–	–	–	–
Pilão Arcado	1	2	1	2	1	–	–	2	–	–	–	–	–	–
Pindaí	10	10	10	10	8	5	2	5	–	–	–	–	–	–
Pindobaçu	4	–	4	–	2	–	2	–	–	–	–	–	–	–
Pintadas	–	1	–	1	–	1	–	–	–	–	–	–	–	–
Piripá	1	–	1	–	1	–	–	–	–	–	–	–	–	–
Piritiba	–	2	–	2	–	2	–	–	–	–	–	–	–	–
Planaltino	–	1	–	1	–	1	–	–	–	–	–	–	–	–
Planalto-BA	8	3	8	3	2	2	6	–	–	1	–	–	1	–
Poções	88	31	9	5	4	5	5	–	–	–	79	26	2	–
Pojuca	144	93	93	71	76	60	16	9	1	2	51	22	–	2
Ponto Novo	13	4	13	4	13	4	–	–	–	–	–	–	–	–
Porto Seguro	307	153	122	98	94	67	20	28	8	3	185	55	1	–
Potiraguá	1	5	1	5	–	3	1	2	–	–	–	–	–	1
Prado	16	11	15	9	13	8	1	1	1	–	1	2	–	–
Presidente Jânio Quadros	1	–	1	–	1	–	–	–	–	–	–	–	–	–
Presidente Tancredo Neves	2	–	2	–	2	–	–	–	–	–	–	–	1	–
Queimadas-BA	10	4	1	3	1	2	–	1	–	–	9	1	–	–
Quijingue	1	1	1	1	–	–	1	1	–	–	–	–	–	–
Quixabeira	2	1	2	1	1	–	1	1	–	–	–	–	–	–
Rafael Jambeiro	4	2	4	2	3	1	1	1	–	–	–	–	–	1
Remanso	36	23	2	7	–	5	2	2	–	–	34	16	–	–
Retirolândia	3	–	3	–	2	–	1	–	–	–	–	–	–	–
Riachão das Neves	16	16	16	16	15	13	1	3	–	–	–	–	–	1
Riachão do Jacuípe	84	99	12	11	9	9	3	2	–	–	72	88	1	1
Riacho de Santana-BA	5	1	5	1	4	1	1	–	–	–	–	–	–	–
Ribeira do Amparo	4	6	4	6	4	6	–	–	–	–	–	–	–	–
Ribeira do Pombal	44	70	11	18	8	13	3	4	–	1	33	52	–	1
Ribeirão do Largo	2	2	2	2	2	–	–	2	–	–	–	–	–	–
Rio de Contas	1	–	1	–	–	–	1	–	–	–	–	–	–	–
Rio do Antônio	1	2	1	2	1	2	–	–	–	–	–	–	–	–
Rio do Pires	1	–	1	–	–	–	–	–	1	–	–	–	–	–
Rio Real	4	1	4	1	3	1	1	–	–	–	–	–	1	–
Ruy Barbosa-BA	31	22	29	21	20	13	8	8	1	–	2	1	–	–
Salinas da Margarida	3	5	3	5	3	4	–	1	–	–	–	–	–	–
Salvador	6.899	5.779	4.903	4.325	3.529	3.198	980	900	394	227	1.996	1.454	17	12
Santa Bárbara-BA	1	2	1	2	1	–	–	2	–	–	–	–	–	–
Santa Brígida	–	1	–	1	–	–	–	1	–	–	–	–	–	–
Santa Cruz Cabrália	19	8	19	8	17	6	2	2	–	–	–	–	1	–
Santa Cruz da Vitória	2	2	2	2	1	–	1	2	–	–	–	–	–	–
Santaluz	13	12	13	12	11	8	2	4	–	–	–	–	–	–
Santa Luzia-BA	–	4	–	4	–	4	–	–	–	–	–	–	–	1
Santa Maria da Vitória	33	20	2	4	2	3	–	–	–	1	31	16	–	–
Santana-BA	23	21	2	3	2	2	–	1	–	–	21	18	–	–
Santa Rita de Cássia	9	11	9	11	7	11	2	–	–	–	–	–	–	–
Santa Teresinha-BA	–	1	–	1	–	1	–	–	–	–	–	–	–	–

Capítulo 58 - Estatísticas Municipais

58.1 - Estatísticas municipais de acidentes do trabalho, por situação do registro e motivo - 2014/2015

(continuação)

MUNICÍPIO	ESTATÍSTICAS DE ACIDENTES DO TRABALHO													
	Total		Com CAT Registrada								Sem CAT Registrada		Óbito	
			Total		Motivo									
					Típico		Trajeto		Doença do Trabalho					
	2014	2015	2014	2015	2014	2015	2014	2015	2014	2015	2014	2015	2014	2015
Santo Amaro	45	56	23	29	16	26	6	3	1	–	22	27	–	–
Santo Antônio de Jesus	168	209	77	96	49	73	25	23	3	–	91	113	–	–
Santo Estêvão	26	32	25	30	15	17	9	13	1	–	1	2	1	–
São Desidério	76	81	76	81	67	70	7	9	2	2	–	–	4	4
São Domingos-BA	–	1	–	1	–	1	–	–	–	–	–	–	–	–
São Félix	19	13	1	2	1	1	–	–	–	1	18	11	–	–
São Félix do Coribe	33	35	2	4	1	3	1	1	–	–	31	31	–	–
São Felipe	2	–	2	–	1	–	1	–	–	–	–	–	–	–
São Francisco do Conde	54	57	54	57	49	53	5	3	–	1	–	–	–	–
São Gabriel-BA	1	–	1	–	1	–	–	–	–	–	–	–	–	–
São Gonçalo dos Campos	25	29	25	29	19	22	6	6	–	1	–	–	–	–
São José da Vitória	2	2	2	2	2	2	–	–	–	–	–	–	–	–
São José do Jacuípe	1	–	1	–	1	–	–	–	–	–	–	–	–	–
São Sebastião do Passé	89	54	54	40	49	35	3	5	2	–	35	14	1	–
Sapeaçu	31	37	14	3	9	2	5	1	–	–	17	34	–	–
Sátiro Dias	4	3	4	3	3	3	1	–	–	–	–	–	–	–
Saubara	1	1	1	1	1	1	–	–	–	–	–	–	–	–
Seabra	33	19	10	8	4	6	3	2	3	–	23	11	1	–
Senhor do Bonfim	90	104	16	34	8	18	6	13	2	3	74	70	–	1
Serra do Ramalho	11	12	3	5	2	4	1	1	–	–	8	7	–	–
Sento Sé	5	15	5	15	4	13	1	2	–	–	–	–	–	–
Serra Dourada	1	1	1	1	–	1	1	–	–	–	–	–	–	–
Serra Preta	1	2	1	2	1	1	–	1	–	–	–	–	–	–
Serrinha-BA	138	55	22	22	20	17	2	5	–	–	116	33	–	–
Simões Filho	426	382	395	365	336	291	39	39	20	35	31	17	–	–
Sítio do Mato	2	3	2	3	1	1	1	2	–	–	–	–	–	1
Sobradinho-BA	9	9	9	9	7	7	2	2	–	–	–	–	–	–
Souto Soares	3	1	3	1	2	–	1	1	–	–	–	–	–	–
Tabocas do Brejo Velho	–	1	–	1	–	1	–	–	–	–	–	–	–	–
Tanhaçu	5	6	5	6	4	6	–	–	1	–	–	–	–	–
Tanque Novo	–	1	–	1	–	1	–	–	–	–	–	–	–	–
Tanquinho	5	1	5	1	2	1	3	–	–	–	–	–	–	–
Taperoá-BA	2	1	2	1	2	1	–	–	–	–	–	–	1	–
Tapiramutá	–	1	–	1	–	1	–	–	–	–	–	–	–	–
Teixeira de Freitas	260	234	193	184	143	130	47	51	3	3	67	50	4	1
Teodoro Sampaio-BA	3	4	3	4	2	2	1	2	–	–	–	–	1	–
Teofilândia	2	4	2	4	2	4	–	–	–	–	–	–	–	–
Terra Nova-BA	5	8	5	8	5	7	–	1	–	–	–	–	–	–
Tremedal	–	2	–	2	–	2	–	–	–	–	–	–	–	–
Tucano	19	14	4	6	4	2	–	4	–	–	15	8	2	–
Uauá	8	2	8	2	8	2	–	–	–	–	–	–	–	–
Ubaitaba	6	4	6	4	4	4	1	–	1	–	–	–	1	–
Ubatã	1	3	1	3	–	3	1	–	–	–	–	–	–	–
Uibaí	1	2	1	2	–	2	1	–	–	–	–	–	–	–
Una	9	7	9	7	8	7	1	–	–	–	–	–	–	–
Urandi	6	2	6	2	3	1	3	1	–	–	–	–	1	–
Uruçuca	7	4	7	4	5	2	2	1	–	1	–	–	–	–
Utinga	1	4	1	4	–	2	1	2	–	–	–	–	–	–
Valença-BA	146	114	50	60	34	47	10	13	6	–	96	54	1	–
Valente	29	16	4	7	2	3	1	4	1	–	25	9	–	–
Várzea da Roça	–	1	–	1	–	1	–	–	–	–	–	–	–	–
Varzedo	1	–	1	–	1	–	–	–	–	–	–	–	–	–
Vera Cruz-BA	20	12	20	12	13	11	5	1	2	–	–	–	–	–
Vereda	6	7	6	7	6	4	–	2	–	1	–	–	–	–
Vitória da Conquista	707	566	315	270	214	154	77	103	24	13	392	296	4	1
Wanderley	1	2	1	2	–	2	1	–	–	–	–	–	–	–
Wenceslau Guimarães	3	5	3	5	2	5	1	–	–	–	–	–	–	1
Xique-Xique	28	23	4	4	2	3	1	1	1	–	24	19	–	–
Ignorado Bahia	154	91	32	24	13	14	18	10	1	–	122	67	–	1
Minas Gerais	**74.186**	**62.566**	**56.319**	**49.458**	**44.852**	**39.355**	**10.239**	**9.254**	**1.228**	**849**	**17.867**	**13.108**	**343**	**304**
Abadia dos Dourados	13	16	13	16	10	15	3	1	–	–	–	–	1	–
Abaeté	46	37	27	28	22	23	5	5	–	–	19	9	–	–
Abre Campo	7	12	7	12	5	11	2	1	–	–	–	–	–	–
Acaiaca	1	3	1	3	1	3	–	–	–	–	–	–	–	–
Açucena	7	9	7	9	4	8	3	1	–	–	–	–	1	–
Água Boa-MG	5	5	5	5	4	3	1	1	–	1	–	–	–	–

Capítulo 58 - Estatísticas Municipais

58.1 - Estatísticas municipais de acidentes do trabalho, por situação do registro e motivo - 2014/2015

(continuação)

MUNICÍPIO	ESTATÍSTICAS DE ACIDENTES DO TRABALHO													
	Total		Com CAT Registrada								Sem CAT Registrada		Óbito	
			Total		Motivo									
					Típico		Trajeto		Doença do Trabalho					
	2014	2015	2014	2015	2014	2015	2014	2015	2014	2015	2014	2015	2014	2015
Água Comprida	4	6	4	6	3	6	1	–	–	–	–	–	–	–
Aguanil	3	2	3	2	3	1	–	1	–	–	–	–	–	–
Águas Formosas	87	83	8	9	4	4	3	5	1	–	79	74	–	–
Águas Vermelhas	–	7	–	7	–	3	–	4	–	–	–	–	–	–
Aimorés	131	103	29	22	23	19	6	3	–	–	102	81	–	–
Aiuruoca	1	3	1	3	1	1	–	2	–	–	–	–	–	–
Alagoa	2	1	2	1	1	1	1	–	–	–	–	–	–	–
Albertina	4	6	4	6	4	5	–	1	–	–	–	–	1	–
Além Paraíba	77	73	30	37	21	30	9	7	–	–	47	36	1	1
Alfenas	330	299	280	250	254	227	26	23	–	–	50	49	3	–
Alfredo Vasconcelos	9	12	9	12	7	8	2	4	–	–	–	–	1	2
Almenara	38	47	24	23	18	19	6	4	–	–	14	24	1	–
Alpercata	5	18	5	18	4	16	1	1	–	1	–	–	–	–
Alpinópolis	35	38	35	38	33	32	1	1	1	5	–	–	–	–
Alterosa	12	9	12	9	11	9	1	–	–	–	–	–	–	–
Alto Caparaó	–	4	–	4	–	4	–	–	–	–	–	–	–	–
Alto Rio Doce	2	3	2	3	2	2	–	1	–	–	–	–	–	–
Alvarenga	–	2	–	2	–	2	–	–	–	–	–	–	–	–
Alvinópolis	19	17	19	17	11	10	8	7	–	–	–	–	–	–
Alvorada de Minas	2	14	2	14	2	13	–	1	–	–	–	–	–	–
Amparo do Serra	–	4	–	4	–	1	–	3	–	–	–	–	–	–
Andradas	100	115	68	88	55	75	13	12	–	1	32	27	–	–
Cachoeira de Pajeú	3	4	3	4	2	3	1	1	–	–	–	–	–	–
Andrelândia	24	14	24	14	19	14	5	–	–	–	–	–	–	–
Angelândia	3	8	3	8	3	8	–	–	–	–	–	–	–	–
Antônio Carlos-MG	17	19	17	19	11	17	6	2	–	–	–	–	–	1
Antônio Dias	17	26	17	26	14	24	3	2	–	–	–	–	–	–
Araçaí	3	5	3	5	2	4	1	1	–	–	–	–	–	–
Aracitaba	–	4	–	4	–	3	–	–	–	1	–	–	–	–
Araçuaí	52	26	31	22	26	17	5	5	–	–	21	4	–	1
Araguari	730	540	648	479	538	368	107	109	3	2	82	61	–	4
Arantina	–	2	–	2	–	2	–	–	–	–	–	–	–	–
Araponga	1	1	1	1	–	1	1	–	–	–	–	–	–	–
Araporã	65	54	65	54	39	46	26	8	–	–	–	–	2	–
Arapuá	15	13	15	13	14	10	1	3	–	–	–	–	–	–
Araújos	5	16	5	16	4	16	1	–	–	–	–	–	–	1
Araxá	341	249	295	226	252	199	42	26	1	1	46	23	2	2
Arceburgo	50	40	50	40	48	36	2	4	–	–	–	–	–	–
Arcos	162	193	147	173	122	131	19	27	6	15	15	20	1	1
Areado	14	27	14	27	13	27	1	–	–	–	–	–	–	–
Argirita	1	–	1	–	1	–	–	–	–	–	–	–	–	–
Aricanduva	2	2	2	2	2	2	–	–	–	–	–	–	–	–
Arinos	13	3	13	3	12	1	–	2	1	–	–	–	–	–
Astolfo Dutra	39	28	39	28	34	28	4	–	1	–	–	–	–	1
Ataléia	2	1	2	1	2	1	–	–	–	–	–	–	–	–
Augusto de Lima	5	10	5	10	4	9	1	1	–	–	–	–	–	–
Baependi	44	39	44	39	36	30	8	8	–	1	–	–	–	–
Baldim	3	5	3	5	3	4	–	1	–	–	–	–	–	–
Bambuí	140	124	117	113	108	104	8	7	1	2	23	11	–	–
Bandeira do Sul	5	9	5	9	3	8	2	1	–	–	–	–	–	–
Barão de Cocais	97	54	69	38	59	30	10	8	–	–	28	16	–	–
Barão de Monte Alto	4	1	4	1	1	1	3	–	–	–	–	–	–	–
Barbacena	489	420	282	285	232	209	49	67	1	9	207	135	5	4
Barra Longa	1	2	1	2	1	2	–	–	–	–	–	–	–	–
Barroso	92	60	92	60	84	53	7	5	1	2	–	–	–	–
Bela Vista de Minas	27	15	27	15	24	11	3	4	–	–	–	–	–	2
Belmiro Braga	4	3	4	3	3	3	1	–	–	–	–	–	–	–
Belo Horizonte	11.558	10.006	9.927	8.837	7.762	6.868	2.037	1.873	128	96	1.631	1.169	30	17
Belo Oriente	81	85	65	68	58	55	7	8	–	5	16	17	–	–
Belo Vale	9	4	9	4	9	3	–	–	–	1	–	–	–	–
Berilo	–	1	–	1	–	–	–	1	–	–	–	–	–	–
Bertópolis	–	1	–	1	–	1	–	–	–	–	–	–	–	–
Berizal	1	5	1	5	1	1	–	4	–	–	–	–	–	–
Betim	2.959	1.988	2.039	1.514	1.734	1.252	273	218	32	44	920	474	8	7
Bias Fortes	1	–	1	–	1	–	–	–	–	–	–	–	–	–
Bicas	21	11	21	11	18	9	–	1	3	1	–	–	–	–
Biquinhas	1	2	1	2	1	2	–	–	–	–	–	–	–	–

Capítulo 58 - Estatísticas Municipais

58.1 - Estatísticas municipais de acidentes do trabalho, por situação do registro e motivo - 2014/2015

(continuação)

MUNICÍPIO	ESTATÍSTICAS DE ACIDENTES DO TRABALHO													
	Total		Com CAT Registrada								Sem CAT Registrada		Óbito	
			Total		Motivo									
					Típico		Trajeto		Doença do Trabalho					
	2014	2015	2014	2015	2014	2015	2014	2015	2014	2015	2014	2015	2014	2015
Boa Esperança-MG	114	89	58	47	50	37	7	9	1	1	56	42	–	–
Bocaina de Minas	1	4	1	4	1	4	–	–	–	–	–	–	–	–
Bocaiúva	167	93	55	41	51	37	4	4	–	–	112	52	–	–
Bom Despacho	245	226	161	148	138	130	22	17	1	1	84	78	3	–
Bom Jardim de Minas	6	1	6	1	5	–	1	1	–	–	–	–	–	–
Bom Jesus da Penha	10	3	10	3	7	3	3	–	–	–	–	–	–	–
Bom Jesus do Amparo	8	7	8	7	7	6	1	1	–	–	–	–	–	–
Bom Jesus do Galho	8	6	8	6	5	6	3	–	–	–	–	–	–	–
Bom Repouso	4	2	4	2	3	2	1	–	–	–	–	–	–	–
Bom Sucesso-MG	15	17	15	17	13	14	2	–	–	3	–	–	–	–
Bonfim-MG	1	2	1	2	1	1	–	1	–	–	–	–	–	–
Bonfinópolis de Minas	7	2	7	2	6	1	1	1	–	–	–	–	–	–
Bonito de Minas	1	–	1	–	1	–	–	–	–	–	–	–	–	–
Borda da Mata	19	22	19	22	16	18	2	4	1	–	–	–	–	1
Botelhos	25	18	25	18	21	15	4	3	–	–	–	–	–	1
Botumirim	5	3	5	3	3	3	2	–	–	–	–	–	–	–
Brasilândia de Minas	10	9	10	9	10	8	–	1	–	–	–	–	–	–
Brasília de Minas	26	61	3	13	1	12	2	1	–	–	23	48	–	–
Brás Pires	–	3	–	3	–	3	–	–	–	–	–	–	–	–
Braúnas	1	2	1	2	–	2	1	–	–	–	–	–	–	–
Brasópolis	14	16	14	16	10	12	4	3	–	1	–	–	–	–
Brumadinho	231	190	154	147	115	118	21	20	18	9	77	43	5	1
Bueno Brandão	6	10	6	10	5	8	1	2	–	–	–	–	–	–
Buenópolis	5	2	5	2	4	2	1	–	–	–	–	–	–	–
Bugre	2	–	2	–	2	–	–	–	–	–	–	–	–	–
Buritis-MG	36	26	36	26	26	24	9	2	1	–	–	–	2	–
Buritizeiro	42	50	42	50	36	40	4	10	2	–	–	–	–	3
Cabeceira Grande	5	7	5	7	5	7	–	–	–	–	–	–	–	–
Cabo Verde	24	27	24	27	18	25	5	2	1	–	–	–	–	–
Cachoeira da Prata	3	3	3	3	2	1	1	2	–	–	–	–	–	–
Cachoeira de Minas	19	22	19	22	17	17	2	5	–	–	–	–	–	–
Cachoeira Dourada-MG	3	10	3	10	2	10	1	–	–	–	–	–	–	–
Caetanópolis	32	31	32	31	27	27	5	4	–	–	–	–	–	–
Caeté	117	113	95	94	76	79	19	13	–	2	22	19	1	1
Caiana	1	–	1	–	1	–	–	–	–	–	–	–	–	–
Cajuri	5	3	5	3	4	3	1	–	–	–	–	–	–	–
Caldas	25	10	25	10	18	10	6	–	1	–	–	–	–	–
Camacho	1	–	1	–	1	–	–	–	–	–	–	–	1	–
Camanducaia	101	85	101	85	98	72	3	12	–	1	–	–	–	1
Cambuí	99	140	86	140	74	121	12	10	–	9	13	–	–	–
Cambuquira	19	11	19	11	16	10	3	1	–	–	–	–	–	–
Campanário	4	5	4	5	2	4	2	1	–	–	–	–	1	–
Campanha	24	27	24	27	18	25	6	1	–	1	–	–	2	3
Campestre-MG	22	20	22	20	17	20	5	–	–	–	–	–	1	1
Campina Verde	85	85	41	62	35	56	5	5	1	1	44	23	–	1
Campo Azul	–	2	–	2	–	1	–	1	–	–	–	–	–	–
Campo Belo	137	85	63	50	53	42	10	5	–	3	74	35	1	–
Campo do Meio	9	8	9	8	6	7	3	1	–	–	–	–	–	–
Campo Florido	88	64	88	64	82	58	6	5	–	1	–	–	–	1
Campos Altos	24	19	24	19	19	16	5	3	–	–	–	–	–	2
Campos Gerais	48	35	38	22	35	20	2	2	1	–	10	13	–	–
Canaã	3	1	3	1	1	1	2	–	–	–	–	–	–	–
Canápolis-MG	15	7	15	7	13	7	2	–	–	–	–	–	–	–
Cana Verde	5	4	5	4	5	4	–	–	–	–	–	–	–	–
Candeias-MG	8	11	8	11	7	10	1	1	–	–	–	–	–	2
Cantagalo-MG	1	5	1	5	–	5	1	–	–	–	–	–	–	–
Caparaó	1	2	1	2	1	1	–	1	–	–	–	–	–	–
Capela Nova	1	2	1	2	1	2	–	–	–	–	–	–	–	–
Capelinha	99	84	39	26	30	23	9	3	–	–	60	58	–	–
Capetinga	7	5	7	5	5	5	1	–	1	–	–	–	–	–
Capim Branco	1	5	1	5	1	2	–	3	–	–	–	–	–	–
Capinópolis	51	50	51	50	47	45	4	5	–	–	–	–	1	–
Capitão Andrade	1	2	1	2	1	2	–	–	–	–	–	–	–	–
Capitão Enéas	30	15	30	15	25	15	5	–	–	–	–	–	–	–
Capitólio	29	29	29	29	26	22	3	7	–	–	–	–	–	–
Caputira	1	–	1	–	–	–	1	–	–	–	–	–	–	–
Caraí	2	2	2	2	2	1	–	1	–	–	–	–	–	–

Capítulo 58 - Estatísticas Municipais

58.1 - Estatísticas municipais de acidentes do trabalho, por situação do registro e motivo - 2014/2015

(continuação)

MUNICÍPIO	ESTATÍSTICAS DE ACIDENTES DO TRABALHO													
	Total		Com CAT Registrada								Sem CAT Registrada		Óbito	
			Total		Motivo									
					Típico		Trajeto		Doença do Trabalho					
	2014	2015	2014	2015	2014	2015	2014	2015	2014	2015	2014	2015	2014	2015
Caranaíba	–	3	–	3	–	2	–	1	–	–	–	–	–	–
Carandaí	83	89	37	39	29	35	8	4	–	–	46	50	6	–
Carangola	311	184	15	10	7	8	7	2	1	–	296	174	–	–
Caratinga	406	467	199	194	164	150	34	41	1	3	207	273	1	2
Carbonita	10	11	10	11	10	10	–	1	–	–	–	–	–	–
Careaçu	9	9	9	9	7	8	2	1	–	–	–	–	–	–
Carlos Chagas	48	22	48	22	35	21	12	1	1	–	–	–	–	–
Carmo da Cachoeira	28	8	28	8	26	8	2	–	–	–	–	–	3	1
Carmo da Mata	59	23	59	23	42	21	5	–	12	2	–	–	–	–
Carmo de Minas	10	6	10	6	7	4	3	2	–	–	–	–	–	–
Carmo do Cajuru	64	67	64	67	55	61	9	6	–	–	–	–	1	1
Carmo do Paranaíba	92	63	41	37	36	32	5	4	–	1	51	26	1	–
Carmo do Rio Claro	41	39	41	39	38	34	3	5	–	–	–	–	–	1
Carmópolis de Minas	51	36	51	36	45	35	6	1	–	–	–	–	–	1
Carneirinho	58	23	58	23	44	22	14	1	–	–	–	–	1	–
Carrancas	7	1	7	1	7	1	–	–	–	–	–	–	–	–
Carvalhópolis	5	2	5	2	5	1	–	1	–	–	–	–	–	–
Carvalhos	3	4	3	4	2	2	1	2	–	–	–	–	–	–
Casa Grande	–	1	–	1	–	1	–	–	–	–	–	–	–	–
Cascalho Rico	3	5	3	5	3	4	–	1	–	–	–	–	–	–
Cássia	70	62	33	18	26	15	5	3	2	–	37	44	1	–
Conceição da Barra de Minas	3	2	3	2	2	1	1	1	–	–	–	–	–	–
Cataguases	429	411	264	242	211	193	50	43	3	6	165	169	1	2
Catas Altas	14	13	14	13	9	9	5	4	–	–	–	–	–	–
Catas Altas da Noruega	1	1	1	1	–	1	1	–	–	–	–	–	1	–
Catuji	4	3	4	3	3	3	1	–	–	–	–	–	–	–
Catuti	–	1	–	1	–	–	–	1	–	–	–	–	–	–
Caxambu	47	50	27	36	21	26	6	10	–	–	20	14	1	1
Cedro do Abaeté	3	1	3	1	3	1	–	–	–	–	–	–	–	–
Central de Minas	1	4	1	4	–	4	1	–	–	–	–	–	–	–
Centralina	6	4	6	4	3	3	3	1	–	–	–	–	–	–
Chácara	2	–	2	–	1	–	–	–	1	–	–	–	–	–
Chalé	1	–	1	–	–	–	1	–	–	–	–	–	–	–
Chapada do Norte	2	6	2	6	1	5	1	1	–	–	–	–	–	–
Chapada Gaúcha	1	2	1	2	1	–	–	2	–	–	–	–	–	–
Chiador	–	1	–	1	–	1	–	–	–	–	–	–	–	–
Cipotânea	–	1	–	1	–	1	–	–	–	–	–	–	–	–
Claraval	3	12	3	12	2	12	1	–	–	–	–	–	–	–
Claro dos Poções	1	5	1	5	–	4	1	1	–	–	–	–	–	2
Cláudio	127	107	98	90	75	67	7	10	16	13	29	17	1	–
Coimbra	5	4	5	4	5	3	–	1	–	–	–	–	–	–
Coluna	3	5	3	5	3	5	–	–	–	–	–	–	–	–
Comendador Gomes	21	27	21	27	21	21	–	6	–	–	–	–	–	2
Conceição da Aparecida	7	8	7	8	7	4	–	4	–	–	–	–	–	–
Conceição das Pedras	1	–	1	–	1	–	–	–	–	–	–	–	–	–
Conceição das Alagoas	64	40	62	39	55	36	6	3	1	–	2	1	–	1
Conceição do Mato Dentro	58	54	40	45	35	39	5	6	–	–	18	9	1	–
Conceição do Pará	71	53	71	53	69	53	2	–	–	–	–	–	1	–
Conceição do Rio Verde	16	29	16	29	13	27	3	2	–	–	–	–	–	1
Conceição dos Ouros	8	7	8	7	5	5	3	2	–	–	–	–	–	1
Cônego Marinho	2	1	2	1	1	–	1	1	–	–	–	–	–	–
Confins	63	65	63	65	50	50	12	15	1	–	–	–	–	–
Congonhal	8	12	8	12	7	11	1	1	–	–	–	–	–	–
Congonhas	244	164	198	135	160	94	28	38	10	3	46	29	2	3
Congonhas do Norte	1	–	1	–	–	–	1	–	–	–	–	–	–	–
Conquista	13	15	13	15	12	12	1	3	–	–	–	–	–	1
Conselheiro Lafaiete	228	198	177	162	127	127	38	34	12	1	51	36	2	–
Conselheiro Pena	37	17	7	10	7	6	–	2	–	2	30	7	–	–
Contagem	3.748	3.167	2.892	2.426	2.319	1.963	515	430	58	33	856	741	10	10
Coqueiral	5	5	5	5	4	4	1	1	–	–	–	–	–	–
Coração de Jesus	17	7	4	2	3	2	1	–	–	–	13	5	–	–
Cordisburgo	5	4	5	4	4	3	1	1	–	–	–	–	–	–
Cordislândia	4	5	4	5	4	5	–	–	–	–	–	–	–	–
Corinto	130	121	28	23	24	21	4	2	–	–	102	98	1	3
Coroaci	4	3	4	3	3	1	1	2	–	–	–	–	–	–
Coromandel	43	39	32	35	28	30	4	4	–	1	11	4	1	2
Coronel Fabriciano	274	285	233	220	181	158	52	60	–	2	41	65	–	1

Capítulo 58 - Estatísticas Municipais

58.1 - Estatísticas municipais de acidentes do trabalho, por situação do registro e motivo - 2014/2015

(continuação)

MUNICÍPIO	ESTATÍSTICAS DE ACIDENTES DO TRABALHO													
	Total		Com CAT Registrada								Sem CAT Registrada		Óbito	
			Total		Motivo									
					Típico		Trajeto		Doença do Trabalho					
	2014	2015	2014	2015	2014	2015	2014	2015	2014	2015	2014	2015	2014	2015
Coronel Murta	3	1	3	1	3	1	–	–	–	–	–	–	1	–
Coronel Pacheco	5	4	5	4	4	3	–	–	1	1	–	–	–	–
Coronel Xavier Chaves	2	–	2	–	2	–	–	–	–	–	–	–	–	–
Córrego Danta	1	13	1	13	1	9	–	4	–	–	–	–	–	1
Córrego do Bom Jesus	2	1	2	1	2	–	–	1	–	–	–	–	–	–
Córrego Fundo	32	12	32	12	17	11	3	1	12	–	–	–	2	–
Córrego Novo	6	2	6	2	–	1	6	1	–	–	–	–	–	–
Couto de Magalhães de Minas	1	–	1	–	1	–	–	–	–	–	–	–	–	–
Crisólita	1	3	1	3	–	1	1	2	–	–	–	–	–	–
Cristais	6	5	6	5	6	5	–	–	–	–	–	–	–	–
Cristália	4	1	4	1	3	1	1	–	–	–	–	–	1	–
Cristiano Otoni	10	6	10	6	7	3	3	3	–	–	–	–	1	1
Cristina	7	3	7	3	5	2	2	1	–	–	–	–	1	1
Crucilândia	3	3	3	3	2	3	1	–	–	–	–	–	–	–
Cruzeiro da Fortaleza	5	2	5	2	5	1	–	1	–	–	–	–	–	–
Cruzília	23	23	23	23	20	19	3	4	–	–	–	–	1	–
Curral de Dentro	–	3	–	3	–	2	–	1	–	–	–	–	–	1
Curvelo	433	328	298	228	247	194	51	34	–	–	135	100	6	2
Datas	–	1	–	1	–	1	–	–	–	–	–	–	–	–
Delfim Moreira	15	9	15	9	11	8	4	1	–	–	–	–	–	–
Delfinópolis	18	23	18	23	17	23	1	–	–	–	–	–	–	–
Delta	22	36	22	36	19	34	3	2	–	–	–	–	–	1
Desterro de Entre Rios	6	2	6	2	4	1	1	1	1	–	–	–	2	–
Desterro do Melo	2	1	2	1	2	1	–	–	–	–	–	–	–	–
Diamantina	187	195	49	84	40	64	8	19	1	1	138	111	3	–
Diogo de Vasconcelos	1	1	1	1	1	1	–	–	–	–	–	–	–	–
Dionísio	6	2	6	2	4	2	2	–	–	–	–	–	–	–
Divinésia	1	4	1	4	–	2	1	1	–	1	–	–	–	–
Divino	11	6	11	6	11	5	–	1	–	–	–	–	–	–
Divino das Laranjeiras	1	3	1	3	1	2	–	1	–	–	–	–	–	–
Divinolândia de Minas	2	6	2	6	2	6	–	–	–	–	–	–	–	–
Divinópolis	1.018	867	739	662	604	534	127	119	8	9	279	205	1	5
Divisa Alegre	13	4	13	4	13	3	–	1	–	–	–	–	–	–
Divisa Nova	5	4	5	4	5	3	–	–	–	1	–	–	–	–
Divisópolis	1	4	1	4	1	4	–	–	–	–	–	–	–	–
Dom Bosco	2	2	2	2	1	1	1	1	–	–	–	–	–	–
Dom Cavati	1	–	1	–	1	–	–	–	–	–	–	–	–	–
Dom Joaquim	1	4	1	4	1	3	–	1	–	–	–	–	–	–
Dom Silvério	8	3	8	3	7	3	1	–	–	–	–	–	–	–
Dom Viçoso	–	1	–	1	–	–	–	1	–	–	–	–	–	–
Dona Euzébia	2	1	2	1	–	1	2	–	–	–	–	–	–	–
Dores de Campos	9	17	9	17	5	9	4	8	–	–	–	–	–	–
Dores de Guanhães	8	13	8	13	8	13	–	–	–	–	–	–	–	–
Dores do Indaiá	75	47	22	12	18	10	4	2	–	–	53	35	–	–
Dores do Turvo	1	3	1	3	–	3	1	–	–	–	–	–	–	–
Doresópolis	2	–	2	–	2	–	–	–	–	–	–	–	–	–
Douradoquara	1	1	1	1	1	–	–	1	–	–	–	–	–	–
Durandé	3	2	3	2	1	–	2	2	–	–	–	–	–	–
Elói Mendes	42	27	42	27	38	23	4	4	–	–	–	–	–	–
Engenheiro Caldas	7	5	7	5	5	5	1	–	1	–	–	–	–	–
Engenheiro Navarro	3	4	3	4	1	2	2	2	–	–	–	–	–	1
Entre Folhas	1	1	1	1	–	1	1	–	–	–	–	–	–	–
Entre Rios de Minas	10	17	10	17	9	6	1	11	–	–	–	–	–	–
Ervália	11	5	11	5	10	4	1	1	–	–	–	–	–	–
Esmeraldas	52	48	52	48	34	40	15	6	3	2	–	–	1	–
Espera Feliz	104	58	10	7	9	5	1	2	–	–	94	51	–	–
Espinosa	15	10	4	5	2	3	2	2	–	–	11	5	–	–
Espírito Santo do Dourado	4	1	4	1	3	1	1	–	–	–	–	–	–	–
Estiva	8	8	8	8	5	6	2	2	1	–	–	–	–	1
Estrela Dalva	1	–	1	–	–	–	1	–	–	–	–	–	1	–
Estrela do Indaiá	6	4	6	4	5	4	1	–	–	–	–	–	–	–
Estrela do Sul	13	17	13	17	12	15	1	2	–	–	–	–	–	–
Eugenópolis	4	7	4	7	2	6	2	1	–	–	–	–	–	–
Ewbank da Câmara	2	3	2	3	2	3	–	–	–	–	–	–	1	–
Extrema	248	197	248	197	221	175	26	18	1	4	–	–	–	2
Fama	4	2	4	2	3	2	1	–	–	–	–	–	–	–
Faria Lemos	1	4	1	4	1	4	–	–	–	–	–	–	–	–

Capítulo 58 - Estatísticas Municipais

58.1 - Estatísticas municipais de acidentes do trabalho, por situação do registro e motivo - 2014/2015

(continuação)

MUNICÍPIO	ESTATÍSTICAS DE ACIDENTES DO TRABALHO													
	Total		Com CAT Registrada								Sem CAT Registrada		Óbito	
			Total		Motivo									
					Típico		Trajeto		Doença do Trabalho					
	2014	2015	2014	2015	2014	2015	2014	2015	2014	2015	2014	2015	2014	2015
Felício dos Santos	1	1	1	1	1	1	–	–	–	–	–	–	–	–
São Gonçalo do Rio Preto	–	2	–	2	–	2	–	–	–	–	–	–	–	–
Felisburgo	3	2	3	2	2	2	1	–	–	–	–	–	–	–
Felixlândia	17	11	17	11	16	10	1	1	–	–	–	–	–	1
Ferros	16	8	16	8	13	6	3	2	–	–	–	–	–	–
Fervedouro	8	4	8	4	7	4	1	–	–	–	–	–	–	–
Florestal	6	5	6	5	3	4	3	1	–	–	–	–	–	–
Formiga	289	260	193	172	154	148	31	22	8	2	96	88	–	–
Formoso-MG	4	1	4	1	4	1	–	–	–	–	–	–	–	–
Fortaleza de Minas	3	9	3	9	2	8	1	1	–	–	–	–	–	–
Fortuna de Minas	2	1	2	1	2	1	–	–	–	–	–	–	–	–
Francisco Badaró	–	2	–	2	–	1	–	1	–	–	–	–	–	–
Francisco Dumont	3	3	3	3	2	3	1	–	–	–	–	–	–	–
Francisco Sá	13	11	13	11	11	10	2	1	–	–	–	–	–	1
Franciscópolis	5	3	5	3	4	2	1	1	–	–	–	–	–	–
Frei Inocêncio	1	5	1	5	1	3	–	2	–	–	–	–	–	–
Fronteira	21	30	21	30	17	27	4	2	–	1	–	–	–	–
Fruta de Leite	1	2	1	2	1	2	–	–	–	–	–	–	–	–
Frutal	317	279	306	270	276	232	30	37	–	1	11	9	4	1
Funilândia	1	3	1	3	1	3	–	–	–	–	–	–	–	–
Galiléia	2	4	2	4	2	2	–	2	–	–	–	–	–	1
Goiabeira	1	–	1	–	1	–	–	–	–	–	–	–	–	–
Goianá	3	4	3	4	3	4	–	–	–	–	–	–	–	–
Gonçalves	3	2	3	2	3	2	–	–	–	–	–	–	–	–
Gouvêa	9	8	9	8	9	7	–	–	–	1	–	–	–	–
Governador Valadares	1.022	893	684	635	449	432	226	197	9	6	338	258	2	4
Grão Mogol	23	17	23	17	19	14	4	3	–	–	–	–	1	–
Guanhães	150	104	52	53	42	39	8	14	2	–	98	51	–	–
Guapé	14	14	14	14	14	13	–	1	–	–	–	–	–	–
Guaraciaba-MG	1	3	1	3	1	2	–	1	–	–	–	–	–	–
Guaraciama	–	1	–	1	–	1	–	–	–	–	–	–	–	–
Guaranésia	150	161	150	161	130	152	12	6	8	3	–	–	–	–
Guarani	8	5	8	5	8	3	–	2	–	–	–	–	1	–
Guarará	4	–	4	–	4	–	–	–	–	–	–	–	–	–
Guarda-Mor	5	8	5	8	3	7	2	1	–	–	–	–	–	–
Guaxupé	578	455	498	412	433	364	56	47	9	1	80	43	–	–
Guidoval	18	18	18	18	11	5	7	13	–	–	–	–	1	–
Guimarânia	5	9	5	9	3	7	1	2	1	–	–	–	1	–
Guiricema	4	1	4	1	2	–	2	1	–	–	–	–	–	–
Gurinhatã	8	6	8	6	6	4	2	2	–	–	–	–	–	–
Heliodora	6	2	6	2	4	2	1	–	1	–	–	–	1	–
Iapu	6	8	6	8	5	5	1	3	–	–	–	–	–	1
Ibertioga	3	4	3	4	3	3	–	–	–	1	–	–	–	–
Ibiá	78	48	61	40	54	36	7	4	–	–	17	8	1	1
Ibiaí	4	4	4	4	3	4	1	–	–	–	–	–	–	–
Ibiraci	13	12	13	12	13	12	–	–	–	–	–	–	–	–
Ibirité	374	325	207	186	154	142	52	44	1	–	167	139	1	1
Ibitiúra de Minas	1	2	1	2	1	2	–	–	–	–	–	–	–	–
Ibituruna	4	–	4	–	3	–	1	–	–	–	–	–	–	–
Igarapé	92	78	92	78	79	69	11	8	2	1	–	–	–	–
Igaratinga	11	18	11	18	9	15	2	3	–	–	–	–	–	–
Iguatama	26	9	26	9	20	9	4	–	2	–	–	–	–	–
Ijaci	19	8	19	8	17	8	2	–	–	–	–	–	–	–
Ilicínea	6	10	6	10	5	8	1	1	–	1	–	–	–	–
Imbé de Minas	5	5	5	5	3	5	2	–	–	–	–	–	–	–
Inconfidentes	4	1	4	1	3	1	1	–	–	–	–	–	–	–
Indaiabira	1	1	1	1	1	–	–	1	–	–	–	–	–	–
Indianópolis-MG	37	22	37	22	30	17	7	5	–	–	–	–	–	1
Ingaí	7	7	7	7	7	5	–	2	–	–	–	–	–	–
Inhapim	67	98	8	7	7	5	1	2	–	–	59	91	1	–
Inhaúma	10	15	10	15	9	14	1	1	–	–	–	–	–	–
Inimutaba	15	8	15	8	13	7	2	1	–	–	–	–	–	1
Ipaba	32	22	32	22	24	18	7	4	1	–	–	–	–	–
Ipanema	6	14	6	14	5	13	1	1	–	–	–	–	–	–
Ipatinga	1.629	1.324	1.445	1.218	985	803	424	405	36	10	184	106	2	2
Ipiaçu	5	12	5	12	5	12	–	–	–	–	–	–	–	–
Ipuiúna	4	5	4	5	3	2	1	2	–	1	–	–	1	–

Capítulo 58 - Estatísticas Municipais

58.1 - Estatísticas municipais de acidentes do trabalho, por situação do registro e motivo - 2014/2015

(continuação)

MUNICÍPIO	ESTATÍSTICAS DE ACIDENTES DO TRABALHO													
	Total		Com CAT Registrada								Sem CAT Registrada		Óbito	
			Total		Motivo									
					Típico		Trajeto		Doença do Trabalho					
	2014	2015	2014	2015	2014	2015	2014	2015	2014	2015	2014	2015	2014	2015
Iraí de Minas	6	3	6	3	3	3	3	–	–	–	–	–	1	–
Itabira	747	491	702	455	590	399	72	51	40	5	45	36	–	–
Itabirinha de Mantena	1	3	1	3	1	–	–	3	–	–	–	–	–	–
Itabirito	268	219	229	194	182	157	27	24	20	13	39	25	7	6
Itacambira	14	12	14	12	12	12	2	–	–	–	–	–	–	–
Itacarambi	27	38	27	38	26	35	1	3	–	–	–	–	–	–
Itaguara	23	13	23	13	22	12	1	–	–	1	–	–	2	–
Itaipé	3	2	3	2	3	2	–	–	–	–	–	–	–	–
Itajubá	512	483	458	459	352	357	85	89	21	13	54	24	–	–
Itamarandiba	80	65	7	7	6	6	1	1	–	–	73	58	–	–
Itamarati de Minas	4	4	4	4	3	4	1	–	–	–	–	–	–	–
Itambacuri	29	29	11	17	4	16	7	1	–	–	18	12	2	1
Itambé do Mato Dentro	–	1	–	1	–	1	–	–	–	–	–	–	–	–
Itamogi	7	7	7	7	7	7	–	–	–	–	–	–	–	1
Itamonte	69	75	69	75	61	71	8	4	–	–	–	–	1	–
Itanhandu	36	44	36	44	27	41	9	3	–	–	–	–	–	–
Itanhomi	2	3	2	3	1	2	–	1	1	–	–	–	–	–
Itaobim	84	82	19	10	16	9	3	1	–	–	65	72	–	–
Itapagipe	64	53	64	53	63	52	–	–	1	1	–	–	–	–
Itapecerica	88	85	47	61	37	50	7	11	3	–	41	24	–	–
Itapeva-MG	24	20	24	20	22	18	2	2	–	–	–	–	–	–
Itatiaiuçu	70	47	70	47	42	43	18	4	10	–	–	–	1	–
Itaú de Minas	27	26	27	26	22	25	5	1	–	–	–	–	–	–
Itaúna	440	367	416	326	364	272	50	53	2	1	24	41	2	3
Itaverava	–	4	–	4	–	3	–	1	–	–	–	–	–	–
Itinga	3	2	3	2	2	2	–	–	1	–	–	–	–	–
Itueta	3	1	3	1	3	1	–	–	–	–	–	–	–	–
Ituiutaba	449	338	355	275	292	221	60	53	3	1	94	63	1	5
Itumirim	2	3	2	3	2	3	–	–	–	–	–	–	–	–
Iturama	285	234	224	128	195	111	29	17	–	–	61	106	1	–
Itutinga	4	1	4	1	4	–	–	1	–	–	–	–	–	–
Jaboticatubas	16	6	16	6	12	5	4	1	–	–	–	–	–	–
Jacinto	3	6	3	6	2	3	1	3	–	–	–	–	–	–
Jacuí	4	5	4	5	3	5	1	–	–	–	–	–	1	–
Jacutinga-MG	32	25	32	25	29	22	3	2	–	1	–	–	–	–
Jaguaraçu	22	13	22	13	17	12	3	1	2	–	–	–	–	–
Jaíba	50	54	50	54	42	50	7	4	1	–	–	–	1	1
Jampruca	3	4	3	4	2	3	1	1	–	–	–	–	–	–
Janaúba	267	214	58	101	41	84	17	12	–	5	209	113	–	1
Januária	90	63	15	18	10	16	5	2	–	–	75	45	–	–
Japaraíba	7	1	7	1	4	1	3	–	–	–	–	–	–	–
Japonvar	2	1	2	1	1	1	1	–	–	–	–	–	–	–
Jeceaba	53	30	53	30	48	28	5	2	–	–	–	–	–	–
Jenipapo de Minas	2	–	2	–	–	–	2	–	–	–	–	–	–	–
Jequeri	6	9	6	9	5	8	1	1	–	–	–	–	–	–
Jequitaí	14	6	14	6	11	5	3	1	–	–	–	–	1	–
Jequitibá	11	8	11	8	10	8	–	–	1	–	–	–	–	–
Jequitinhonha	92	33	5	3	4	2	1	1	–	–	87	30	–	1
Jesuânia	1	2	1	2	–	2	1	–	–	–	–	–	–	–
Joaíma	1	1	1	1	–	1	1	–	–	–	–	–	–	–
Joanésia	6	3	6	3	5	3	1	–	–	–	–	–	–	–
João Monlevade	264	227	233	208	188	167	45	33	–	8	31	19	1	2
João Pinheiro	217	185	186	163	167	155	19	8	–	–	31	22	2	1
Joaquim Felício	5	2	5	2	4	2	1	–	–	–	–	–	1	–
José Gonçalves de Minas	–	3	–	3	–	2	–	1	–	–	–	–	–	–
Josenópolis	3	–	3	–	3	–	–	–	–	–	–	–	–	–
Nova União-MG	8	12	8	12	8	11	–	1	–	–	–	–	–	–
Juatuba	113	82	113	82	98	64	14	16	1	2	–	–	–	–
Juiz de Fora	3.677	2.852	2.127	1.756	1.531	1.280	290	267	306	209	1.550	1.096	9	7
Juramento	4	2	4	2	4	1	–	–	–	1	–	–	1	–
Juruaia	6	3	6	3	4	3	2	–	–	–	–	–	–	–
Juvenília	–	1	–	1	–	–	–	1	–	–	–	–	–	–
Ladainha	1	–	1	–	1	–	–	–	–	–	–	–	–	–
Lagamar	15	7	15	7	14	7	1	–	–	–	–	–	1	–
Lagoa da Prata	283	266	130	140	105	111	22	26	3	3	153	126	–	2
Lagoa dos Patos	3	–	3	–	3	–	–	–	–	–	–	–	–	–
Lagoa Dourada	5	5	5	5	4	5	1	–	–	–	–	–	–	1

Capítulo 58 - Estatísticas Municipais

58.1 - Estatísticas municipais de acidentes do trabalho, por situação do registro e motivo - 2014/2015

(continuação)

MUNICÍPIO	ESTATÍSTICAS DE ACIDENTES DO TRABALHO													
	Total		Com CAT Registrada								Sem CAT Registrada		Óbito	
			Total		Motivo									
					Típico		Trajeto		Doença do Trabalho					
	2014	2015	2014	2015	2014	2015	2014	2015	2014	2015	2014	2015	2014	2015
Lagoa Formosa	13	17	13	17	13	17	–	–	–	–	–	–	–	1
Lagoa Grande-MG	10	15	10	15	9	14	1	1	–	–	–	–	–	–
Lagoa Santa-MG	167	133	167	133	131	106	29	27	7	–	–	–	1	–
Lajinha	1	10	1	10	1	9	–	1	–	–	–	–	–	–
Lambari	14	14	14	14	12	13	2	1	–	–	–	–	–	–
Lamim	–	2	–	2	–	1	–	1	–	–	–	–	–	–
Laranjal-MG	2	3	2	3	2	1	–	2	–	–	–	–	–	–
Lassance	21	21	21	21	19	21	1	–	1	–	–	–	–	–
Lavras	320	244	245	230	203	190	42	38	–	2	75	14	2	1
Leandro Ferreira	4	3	4	3	4	2	–	–	–	1	–	–	–	–
Leme do Prado	2	1	2	1	2	1	–	–	–	–	–	–	–	–
Leopoldina	153	127	100	74	80	59	16	15	4	–	53	53	–	1
Liberdade	5	7	5	7	3	4	2	1	–	2	–	–	–	1
Lima Duarte	10	19	10	19	9	17	1	2	–	–	–	–	–	–
Limeira do Oeste	45	54	45	54	41	48	4	6	–	–	–	–	–	–
Lontra	2	1	2	1	–	1	2	–	–	–	–	–	–	–
Luisburgo	–	3	–	3	–	2	–	1	–	–	–	–	–	–
Luislândia	1	–	1	–	1	–	–	–	–	–	–	–	–	–
Luminárias	3	1	3	1	3	1	–	–	–	–	–	–	–	–
Luz	47	50	47	50	44	41	3	9	–	–	–	–	1	2
Machacalis	1	1	1	1	1	1	–	–	–	–	–	–	–	–
Machado	179	143	118	89	108	77	10	12	–	–	61	54	2	–
Madre de Deus de Minas	2	6	2	6	2	6	–	–	–	–	–	–	–	–
Malacacheta	3	11	2	10	2	2	–	8	–	–	1	1	–	–
Manga	13	7	5	1	4	1	1	–	–	–	8	6	–	–
Manhuaçu	353	280	108	108	85	88	23	19	–	1	245	172	3	2
Manhumirim	165	159	14	2	12	1	2	1	–	–	151	157	–	–
Mantena	42	27	15	9	12	6	3	2	–	1	27	18	–	–
Maravilhas	6	6	6	6	5	6	1	–	–	–	–	–	–	–
Mar de Espanha	8	7	8	7	8	5	–	1	–	1	–	–	–	–
Maria da Fé	5	7	5	7	–	4	5	3	–	–	–	–	–	–
Mariana	278	240	182	158	133	127	43	23	6	8	96	82	1	14
Marilac	2	1	2	1	1	1	1	–	–	–	–	–	–	–
Mário Campos	13	13	13	13	9	10	4	3	–	–	–	–	1	–
Maripá de Minas	9	6	9	6	9	6	–	–	–	–	–	–	–	1
Marliéria	2	6	2	6	2	4	–	2	–	–	–	–	–	–
Marmelópolis	1	–	1	–	–	–	1	–	–	–	–	–	–	–
Martinho Campos	39	59	39	59	36	51	3	8	–	–	–	–	1	1
Martins Soares	9	6	9	6	6	4	3	2	–	–	–	–	–	–
Mata Verde	–	1	–	1	–	1	–	–	–	–	–	–	–	–
Materlândia	1	–	1	–	1	–	–	–	–	–	–	–	–	–
Mateus Leme	132	91	132	91	115	87	17	3	–	1	–	–	2	1
Matias Barbosa	69	47	69	47	55	41	9	4	5	2	–	–	1	–
Matias Cardoso	5	1	5	1	4	–	1	1	–	–	–	–	–	–
Matipó	5	6	5	6	5	5	–	1	–	–	–	–	–	–
Mato Verde	4	4	4	4	3	3	1	1	–	–	–	–	1	–
Matozinhos	186	115	99	68	81	59	16	9	2	–	87	47	–	–
Matutina	4	6	4	6	4	6	–	–	–	–	–	–	–	–
Medeiros	5	5	5	5	4	4	1	1	–	–	–	–	–	–
Medina	15	18	11	14	7	11	4	3	–	–	4	4	–	1
Mendes Pimentel	1	–	1	–	1	–	–	–	–	–	–	–	–	–
Mercês	3	3	3	3	2	2	1	1	–	–	–	–	–	–
Mesquita-MG	–	1	–	1	–	1	–	–	–	–	–	–	–	–
Minas Novas	137	96	9	9	7	8	2	1	–	–	128	87	–	–
Minduri	8	4	8	4	8	3	–	1	–	–	–	–	–	–
Mirabela	4	1	4	1	3	1	1	–	–	–	–	–	–	–
Miradouro	5	4	5	4	3	2	2	2	–	–	–	–	–	1
Miraí	32	19	32	19	28	16	3	3	1	–	–	–	–	–
Moeda	8	3	8	3	5	1	3	2	–	–	–	–	–	–
Moema	6	10	6	10	6	8	–	2	–	–	–	–	–	–
Monjolos	1	3	1	3	1	3	–	–	–	–	–	–	–	–
Monsenhor Paulo	11	12	11	12	10	10	1	2	–	–	–	–	–	–
Montalvânia	1	2	1	2	1	1	–	1	–	–	–	–	–	–
Monte Alegre de Minas	39	35	39	35	34	30	4	5	1	–	–	–	1	–
Monte Azul	1	4	1	4	–	1	1	3	–	–	–	–	–	–
Monte Belo	132	82	132	82	131	81	1	1	–	–	–	–	–	–
Monte Carmelo	200	156	81	63	63	50	16	13	2	–	119	93	–	1

Capítulo 58 - Estatísticas Municipais

58.1 - Estatísticas municipais de acidentes do trabalho, por situação do registro e motivo - 2014/2015

(continuação)

MUNICÍPIO	ESTATÍSTICAS DE ACIDENTES DO TRABALHO													
	Total		Com CAT Registrada								Sem CAT Registrada		Óbito	
			Total		Motivo									
					Típico		Trajeto		Doença do Trabalho					
	2014	2015	2014	2015	2014	2015	2014	2015	2014	2015	2014	2015	2014	2015
Monte Santo de Minas	37	30	37	30	33	27	4	3	–	–	–	–	–	–
Montes Claros	1.841	1.476	1.074	976	714	654	346	310	14	12	767	500	3	5
Monte Sião	26	21	26	21	18	14	7	7	1	–	–	–	–	–
Montezuma	–	5	–	5	–	4	–	1	–	–	–	–	–	–
Morada Nova de Minas	33	33	33	33	33	31	–	2	–	–	–	–	–	–
Morro da Garça	3	1	3	1	2	1	1	–	–	–	–	–	–	–
Morro do Pilar	1	–	1	–	1	–	–	–	–	–	–	–	–	–
Munhoz	2	1	2	1	2	1	–	–	–	–	–	–	–	–
Muriaé	412	369	210	179	163	136	44	37	3	6	202	190	2	1
Mutum	135	69	4	8	3	6	1	2	–	–	131	61	1	2
Muzambinho	105	46	41	37	37	36	4	1	–	–	64	9	1	–
Nacip Raydan	1	–	1	–	–	–	1	–	–	–	–	–	–	–
Nanuque	161	67	91	50	69	43	22	7	–	–	70	17	1	–
Naque	7	6	7	6	7	6	–	–	–	–	–	–	–	–
Natalândia	4	9	4	9	4	8	–	1	–	–	–	–	–	–
Natércia	–	1	–	1	–	1	–	–	–	–	–	–	–	–
Nazareno	8	5	8	5	8	5	–	–	–	–	–	–	–	–
Nepomuceno	23	15	23	15	17	14	6	1	–	–	–	–	–	–
Nova Era	77	54	56	35	46	26	9	9	1	–	21	19	1	–
Nova Lima	670	592	649	571	551	472	84	89	14	10	21	21	1	2
Nova Módica	2	1	2	1	1	–	1	–	–	1	–	–	–	–
Nova Ponte	53	30	53	30	49	25	4	5	–	–	–	–	3	1
Nova Porteirinha	6	7	6	7	4	6	2	1	–	–	–	–	–	–
Nova Resende	8	8	8	8	8	8	–	–	–	–	–	–	–	1
Nova Serrana	188	134	186	130	126	82	51	46	9	2	2	4	3	–
Novo Cruzeiro	8	1	8	1	7	1	–	–	1	–	–	–	–	–
Novo Oriente de Minas	2	1	2	1	1	–	1	1	–	–	–	–	–	–
Novorizonte	2	–	2	–	1	–	1	–	–	–	–	–	–	–
Olaria	1	–	1	–	1	–	–	–	–	–	–	–	1	–
Olhos-d'Água	8	10	8	10	7	9	1	–	–	1	–	–	–	–
Olímpio Noronha	1	1	1	1	1	1	–	–	–	–	–	–	–	–
Oliveira	159	133	86	63	70	47	16	16	–	–	73	70	–	–
Oliveira Fortes	1	2	1	2	1	1	–	1	–	–	–	–	–	1
Onça de Pitangui	–	2	–	2	–	2	–	–	–	–	–	–	–	–
Oratórios	34	3	34	3	6	3	28	–	–	–	–	–	–	–
Orizânia	3	1	3	1	3	1	–	–	–	–	–	–	–	–
Ouro Branco-MG	234	161	200	149	183	135	14	14	3	–	34	12	–	1
Ouro Fino	195	169	51	46	41	41	9	5	1	–	144	123	1	–
Ouro Preto	222	201	222	201	175	160	43	39	4	2	–	–	1	2
Ouro Verde de Minas	–	2	–	2	–	2	–	–	–	–	–	–	–	–
Padre Carvalho	26	14	26	14	25	13	1	1	–	–	–	–	–	–
Padre Paraíso	2	3	2	3	2	2	–	1	–	–	–	–	–	–
Paineiras	5	2	5	2	5	2	–	–	–	–	–	–	–	–
Pains	51	45	51	45	50	44	–	1	1	–	–	–	–	–
Pai Pedro	2	–	2	–	1	–	1	–	–	–	–	–	–	–
Paiva	1	2	1	2	1	2	–	–	–	–	–	–	–	–
Palma	5	8	–	2	–	1	–	–	–	1	5	6	–	–
Palmópolis	–	1	–	1	–	–	–	1	–	–	–	–	–	–
Papagaios	39	35	39	35	38	33	–	2	1	–	–	–	–	3
Paracatu	221	177	206	165	156	140	50	25	–	–	15	12	7	1
Pará de Minas	475	467	286	299	228	227	55	71	3	1	189	168	1	2
Paraguaçu	63	52	63	52	54	48	9	4	–	–	–	–	2	–
Paraisópolis	38	53	38	53	26	44	8	7	4	2	–	–	–	–
Paraopeba	69	63	69	63	53	48	16	15	–	–	–	–	2	–
Passabém	1	–	1	–	1	–	–	–	–	–	–	–	–	–
Passa Quatro	28	24	28	24	25	17	3	7	–	–	–	–	–	–
Passa Tempo	14	13	14	13	12	10	2	3	–	–	–	–	–	–
Passa Vinte	4	2	4	2	4	2	–	–	–	–	–	–	–	–
Passos	621	430	271	260	216	203	53	54	2	3	350	170	1	1
Patos de Minas	815	717	547	521	395	373	143	144	9	4	268	196	8	4
Patrocínio	444	374	381	344	317	296	55	48	9	–	63	30	2	1
Patrocínio do Muriaé	3	4	3	4	2	2	1	2	–	–	–	–	–	–
Paula Cândido	5	2	5	2	4	1	–	1	1	–	–	–	–	–
Paulistas	3	5	3	5	3	4	–	1	–	–	–	–	–	–
Pavão	1	2	1	2	1	1	–	1	–	–	–	–	–	–
Peçanha	25	28	6	10	6	2	–	8	–	–	19	18	–	–
Pedra Azul	18	18	11	16	9	14	2	2	–	–	7	2	–	–

Capítulo 58 - Estatísticas Municipais

58.1 - Estatísticas municipais de acidentes do trabalho, por situação do registro e motivo - 2014/2015

(continuação)

MUNICÍPIO	ESTATÍSTICAS DE ACIDENTES DO TRABALHO													
	Total		Com CAT Registrada								Sem CAT Registrada		Óbito	
			Total		Motivo									
					Típico		Trajeto		Doença do Trabalho					
	2014	2015	2014	2015	2014	2015	2014	2015	2014	2015	2014	2015	2014	2015
Pedra Bonita	–	2	–	2	–	2	–	–	–	–	–	–	–	–
Pedra do Indaiá	7	8	7	8	5	5	2	3	–	–	–	–	1	–
Pedra Dourada	–	1	–	1	–	1	–	–	–	–	–	–	–	–
Pedralva	10	13	10	13	10	11	–	2	–	–	–	–	–	–
Pedras de Maria da Cruz	1	1	1	1	–	1	1	–	–	–	–	–	–	–
Pedrinópolis	4	2	4	2	3	2	1	–	–	–	–	–	–	–
Pedro Leopoldo	245	232	220	211	184	169	35	42	1	–	25	21	2	–
Pequeri	2	2	2	2	2	1	–	1	–	–	–	–	–	–
Pequi	1	–	1	–	1	–	–	–	–	–	–	–	–	–
Perdigão	14	10	14	10	10	6	4	4	–	–	–	–	–	–
Perdizes	61	39	61	39	55	32	6	7	–	–	–	–	2	1
Perdões	21	29	21	29	18	22	3	7	–	–	–	–	1	2
Periquito	10	6	10	6	9	3	1	3	–	–	–	–	–	3
Piedade de Caratinga	6	10	6	10	5	7	1	3	–	–	–	–	–	–
Piedade de Ponte Nova	4	6	4	6	3	5	1	1	–	–	–	–	–	1
Piedade do Rio Grande	3	1	3	1	2	1	1	–	–	–	–	–	–	–
Piedade dos Gerais	1	–	1	–	1	–	–	–	–	–	–	–	–	–
Pimenta	20	14	20	14	18	12	2	2	–	–	–	–	–	–
Pingo d'Água	2	4	2	4	1	1	1	3	–	–	–	–	1	–
Pintópolis	1	1	1	1	–	1	1	–	–	–	–	–	–	–
Piracema	3	3	3	3	3	3	–	–	–	–	–	–	–	–
Pirajuba	30	22	30	22	30	19	–	3	–	–	–	–	–	–
Piranga	4	5	4	5	2	–	2	5	–	–	–	–	–	–
Piranguçu	6	4	6	4	6	3	–	1	–	–	–	–	–	–
Piranguinho	2	11	2	11	1	6	1	5	–	–	–	–	–	–
Pirapetinga	16	8	16	8	16	8	–	–	–	–	–	–	–	–
Pirapora	281	237	165	161	136	127	26	33	3	1	116	76	–	1
Piraúba	5	5	5	5	4	5	–	–	1	–	–	–	–	–
Pitangui	78	44	58	33	52	28	6	4	–	1	20	11	–	2
Piuí	77	62	69	58	55	46	12	10	2	2	8	4	–	1
Planura	14	16	14	16	11	14	3	2	–	–	–	–	–	–
Poço Fundo	17	22	17	22	16	22	1	–	–	–	–	–	–	1
Poços de Caldas	728	785	684	745	584	661	94	80	6	4	44	40	5	1
Pocrane	1	3	1	3	1	3	–	–	–	–	–	–	–	–
Pompéu	217	227	217	227	204	213	13	14	–	–	–	–	–	–
Ponte Nova	294	261	265	227	220	191	42	35	3	1	29	34	1	3
Ponto Chique	1	1	1	1	–	1	1	–	–	–	–	–	–	–
Ponto dos Volantes	2	3	2	3	–	3	2	–	–	–	–	–	2	–
Porteirinha	10	1	10	1	8	1	2	–	–	–	–	–	–	–
Porto Firme	4	2	4	2	4	2	–	–	–	–	–	–	–	–
Poté	5	2	5	2	3	2	2	–	–	–	–	–	–	–
Pouso Alegre	761	667	521	513	431	410	87	102	3	1	240	154	1	2
Pouso Alto	22	26	22	26	20	16	2	8	–	2	–	–	–	1
Prados	18	17	18	17	14	13	2	4	2	–	–	–	–	–
Prata-MG	163	124	123	92	103	82	20	9	–	1	40	32	2	–
Pratápolis	14	15	14	15	13	14	1	1	–	–	–	–	–	1
Pratinha	8	1	8	1	7	1	1	–	–	–	–	–	–	–
Presidente Bernardes-MG	1	2	1	2	1	1	–	1	–	–	–	–	–	–
Presidente Juscelino-MG	–	1	–	1	–	1	–	–	–	–	–	–	–	–
Presidente Olegário	34	37	34	37	26	35	8	2	–	–	–	–	1	–
Alto Jequitibá	1	1	1	1	1	1	–	–	–	–	–	–	–	–
Prudente de Morais	16	21	16	21	11	17	5	3	–	1	–	–	–	–
Quartel Geral	7	10	7	10	6	10	1	–	–	–	–	–	–	–
Queluzita	–	2	–	2	–	–	–	–	–	2	–	–	–	–
Raposos	21	18	11	11	8	7	3	4	–	–	10	7	–	–
Raul Soares	16	20	7	10	7	7	–	3	–	–	9	10	–	–
Recreio	11	4	5	4	2	3	3	1	–	–	6	–	–	–
Reduto	5	4	5	4	3	4	2	–	–	–	–	–	–	–
Resende Costa	3	1	3	1	2	1	1	–	–	–	–	–	–	–
Resplendor	14	19	14	19	11	19	3	–	–	–	–	–	–	–
Ressaquinha	9	8	9	8	9	5	–	3	–	–	–	–	1	–
Riacho dos Machados	15	11	15	11	15	9	–	1	–	1	–	–	–	–
Ribeirão das Neves	512	446	356	299	234	223	103	74	19	2	156	147	1	3
Ribeirão Vermelho	3	3	3	3	2	1	–	2	1	–	–	–	–	–
Rio Acima	7	8	7	8	5	7	2	1	–	–	–	–	–	–
Rio Casca	11	18	11	18	11	8	–	10	–	–	–	–	1	1
Rio Doce	2	1	2	1	2	1	–	–	–	–	–	–	–	–

Capítulo 58 - Estatísticas Municipais

58.1 - Estatísticas municipais de acidentes do trabalho, por situação do registro e motivo - 2014/2015

(continuação)

MUNICÍPIO	ESTATÍSTICAS DE ACIDENTES DO TRABALHO													
	Total		Com CAT Registrada								Sem CAT Registrada		Óbito	
			Total		Motivo									
					Típico		Trajeto		Doença do Trabalho					
	2014	2015	2014	2015	2014	2015	2014	2015	2014	2015	2014	2015	2014	2015
Rio Espera	–	2	–	2	–	2	–	–	–	–	–	–	–	–
Rio Manso	3	2	3	2	3	2	–	–	–	–	–	–	–	–
Rio Novo	9	2	9	2	7	2	1	–	1	–	–	–	–	–
Rio Paranaíba	45	38	45	38	41	37	4	1	–	–	–	–	2	1
Rio Pardo de Minas	23	9	8	5	6	1	2	4	–	–	15	4	–	1
Rio Piracicaba	20	24	20	24	18	21	2	3	–	–	–	–	–	–
Rio Pomba	27	17	27	17	21	13	6	3	–	1	–	–	1	–
Rio Preto	4	–	4	–	1	–	1	–	2	–	–	–	–	–
Rio Vermelho	2	3	2	3	1	3	–	–	1	–	–	–	–	–
Ritápolis	5	2	5	2	5	2	–	–	–	–	–	–	–	–
Rochedo de Minas	–	2	–	2	–	1	–	1	–	–	–	–	–	–
Rodeiro	48	19	48	19	46	17	2	1	–	1	–	–	–	–
Romaria	12	6	12	6	11	6	1	–	–	–	–	–	–	–
Rosário da Limeira	3	–	3	–	2	–	1	–	–	–	–	–	–	–
Rubelita	–	1	–	1	–	1	–	–	–	–	–	–	–	–
Rubim	–	2	–	2	–	2	–	–	–	–	–	–	–	1
Sabará	310	297	257	258	192	201	63	54	2	3	53	39	2	1
Sabinópolis	12	4	12	4	9	4	3	–	–	–	–	–	–	–
Sacramento	204	114	99	82	88	74	11	8	–	–	105	32	1	1
Salinas	108	74	32	34	24	31	8	3	–	–	76	40	–	–
Salto da Divisa	3	8	3	8	2	7	–	1	1	–	–	–	–	–
Santa Bárbara-MG	79	61	79	61	70	58	9	3	–	–	–	–	–	–
Santa Bárbara do Leste	2	5	2	5	1	2	1	3	–	–	–	–	–	–
Santa Bárbara do Monte Verde	–	2	–	2	–	2	–	–	–	–	–	–	–	–
Santa Bárbara do Tugúrio	1	4	1	4	–	4	1	–	–	–	–	–	–	1
Santa Cruz de Minas	7	3	7	3	7	3	–	–	–	–	–	–	–	–
Santa Cruz de Salinas	3	2	3	2	1	1	2	1	–	–	–	–	–	–
Santa Cruz do Escalvado	7	6	7	6	6	5	1	1	–	–	–	–	1	1
Santa Efigênia de Minas	1	20	1	20	1	19	–	1	–	–	–	–	–	–
Santa Fé de Minas	6	2	6	2	2	2	4	–	–	–	–	–	–	–
Santa Juliana	115	88	115	88	105	83	10	5	–	–	–	–	–	2
Santa Luzia-MG	461	415	382	363	296	278	80	79	6	6	79	52	2	2
Santa Margarida	1	2	1	2	1	2	–	–	–	–	–	–	–	–
Santa Maria de Itabira	11	7	11	7	10	7	1	–	–	–	–	–	–	–
Santa Maria do Salto	1	–	1	–	1	–	–	–	–	–	–	–	–	–
Santa Maria do Suaçuí	56	42	3	7	2	5	1	1	–	1	53	35	–	–
Santana da Vargem	9	15	9	15	8	15	1	–	–	–	–	–	1	–
Santana de Cataguases	3	3	3	3	2	3	1	–	–	–	–	–	–	–
Santana de Pirapama	2	3	2	3	2	2	–	1	–	–	–	–	–	–
Santana do Deserto	2	5	2	5	1	1	1	4	–	–	–	–	–	–
Santana do Garambéu	1	–	1	–	1	–	–	–	–	–	–	–	–	–
Santana do Jacaré	1	–	1	–	–	–	1	–	–	–	–	–	–	–
Santana do Manhuaçu	1	1	1	1	–	1	1	–	–	–	–	–	–	–
Santana do Paraíso	191	157	191	157	156	126	33	30	2	1	–	–	–	–
Santana do Riacho	2	1	2	1	1	1	1	–	–	–	–	–	–	–
Santana dos Montes	1	–	1	–	–	–	1	–	–	–	–	–	–	–
Santa Rita de Caldas	10	12	10	12	9	12	1	–	–	–	–	–	1	–
Santa Rita de Jacutinga	–	2	–	2	–	2	–	–	–	–	–	–	–	–
Santa Rita de Minas	10	13	10	13	8	10	2	3	–	–	–	–	–	1
Santa Rita do Ibitipoca	1	6	1	6	1	5	–	1	–	–	–	–	–	–
Santa Rita do Itueto	–	3	–	3	–	3	–	–	–	–	–	–	–	–
Santa Rita do Sapucaí	152	150	144	150	88	104	54	44	2	2	8	–	1	2
Santa Rosa da Serra	1	2	1	2	1	2	–	–	–	–	–	–	–	–
Santa Vitória	74	79	74	79	68	78	6	1	–	–	–	–	1	–
Santo Antônio do Amparo	28	22	28	22	22	20	6	2	–	–	–	–	–	1
Santo Antônio do Aventureiro	1	3	1	3	1	2	–	1	–	–	–	–	–	–
Santo Antônio do Grama	9	5	9	5	9	4	–	1	–	–	–	–	1	–
Santo Antônio do Monte	29	29	29	29	28	26	1	3	–	–	–	–	5	2
Santo Antônio do Retiro	1	–	1	–	–	–	1	–	–	–	–	–	–	–
Santo Antônio do Rio Abaixo	1	–	1	–	1	–	–	–	–	–	–	–	–	–
Santo Hipólito	2	–	2	–	2	–	–	–	–	–	–	–	–	–
Santos Dumont	151	138	66	74	54	58	11	11	1	5	85	64	–	3
São Bento Abade	3	1	3	1	2	1	1	–	–	–	–	–	–	–
São Brás do Suaçuí	4	4	4	4	2	1	2	3	–	–	–	–	–	–
São Domingos das Dores	1	1	1	1	–	1	1	–	–	–	–	–	–	–
São Domingos do Prata	24	18	24	18	20	15	4	2	–	1	–	–	–	1
São Francisco-MG	105	121	5	6	2	6	3	–	–	–	100	115	–	–

Capítulo 58 - Estatísticas Municipais

58.1 - Estatísticas municipais de acidentes do trabalho, por situação do registro e motivo - 2014/2015

(continuação)

MUNICÍPIO	ESTATÍSTICAS DE ACIDENTES DO TRABALHO													
	Total		Com CAT Registrada								Sem CAT Registrada		Óbito	
			Total		Motivo									
					Típico		Trajeto		Doença do Trabalho					
	2014	2015	2014	2015	2014	2015	2014	2015	2014	2015	2014	2015	2014	2015
São Francisco de Paula-MG	5	8	5	8	4	6	1	2	–	–	–	–	–	–
São Francisco de Sales	15	3	15	3	14	3	1	–	–	–	–	–	–	–
São Francisco do Glória	1	2	1	2	–	2	1	–	–	–	–	–	–	–
São Geraldo	12	11	12	11	12	10	–	1	–	–	–	–	–	–
São Geraldo do Baixio	1	2	1	2	1	1	–	1	–	–	–	–	–	–
São Gonçalo do Abaeté	16	18	16	18	15	15	1	2	–	1	–	–	–	–
São Gonçalo do Pará	19	16	19	16	13	12	6	4	–	–	–	–	1	–
São Gonçalo do Rio Abaixo	85	62	85	62	77	50	8	12	–	–	–	–	1	1
São Gonçalo do Sapucaí	41	50	40	50	32	43	8	7	–	–	1	–	1	1
São Gotardo	84	78	47	59	36	54	10	5	1	–	37	19	–	–
São João Batista do Glória	11	8	11	8	9	5	2	3	–	–	–	–	–	1
São João da Lagoa	3	1	3	1	2	1	1	–	–	–	–	–	–	–
São João da Mata	1	3	1	3	1	2	–	1	–	–	–	–	–	1
São João da Ponte	6	5	6	5	4	5	2	–	–	–	–	–	–	–
São João das Missões	–	1	–	1	–	1	–	–	–	–	–	–	–	–
São João del Rei	338	303	131	135	97	102	29	29	5	4	207	168	1	3
São João do Manhuaçu	1	2	1	2	–	2	1	–	–	–	–	–	–	–
São João do Manteninha	7	1	7	1	4	–	3	1	–	–	–	–	–	–
São João do Oriente	3	4	3	4	3	3	–	1	–	–	–	–	–	–
São João do Paraíso-MG	26	21	3	5	3	2	–	3	–	–	23	16	–	–
São João Evangelista	33	33	4	4	4	2	–	2	–	–	29	29	–	–
São João Nepomuceno	54	45	25	20	16	13	6	7	3	–	29	25	–	–
São Joaquim de Bicas	129	60	129	60	102	51	10	7	17	2	–	–	–	–
São José da Barra	22	7	22	7	18	7	3	–	1	–	–	–	–	–
São José da Lapa	75	57	75	57	62	50	12	6	1	1	–	–	1	1
São José da Safira	1	1	1	1	–	1	1	–	–	–	–	–	–	–
São José da Varginha	7	2	7	2	5	1	2	1	–	–	–	–	–	–
São José do Alegre	2	2	2	2	2	–	–	2	–	–	–	–	–	–
São José do Goiabal	15	9	15	9	15	8	–	1	–	–	–	–	–	–
São José do Jacuri	1	–	1	–	1	–	–	–	–	–	–	–	–	–
São Lourenço	233	209	92	92	71	63	20	27	1	2	141	117	–	–
São Miguel do Anta	3	2	3	2	3	2	–	–	–	–	–	–	–	–
São Pedro da União	8	7	8	7	8	5	–	2	–	–	–	–	–	–
São Pedro dos Ferros	31	24	31	24	29	24	2	–	–	–	–	–	–	–
São Pedro do Suaçuí	1	1	1	1	–	1	1	–	–	–	–	–	–	–
São Romão	11	10	11	10	10	9	1	1	–	–	–	–	–	–
São Roque de Minas	6	4	6	4	5	3	1	1	–	–	–	–	–	–
São Sebastião da Bela Vista	5	13	5	13	5	8	–	5	–	–	–	–	2	1
São Sebastião da Vargem Aleg	2	–	2	–	1	–	1	–	–	–	–	–	–	–
São Sebastião do Anta	–	1	–	1	–	1	–	–	–	–	–	–	–	–
São Sebastião do Maranhão	1	1	1	1	1	1	–	–	–	–	–	–	–	–
São Sebastião do Oeste	24	35	24	35	22	34	1	1	1	–	–	–	–	–
São Sebastião do Paraíso	309	267	212	224	171	174	38	50	3	–	97	43	1	–
São Sebastião do Rio Preto	–	1	–	1	–	1	–	–	–	–	–	–	–	–
São Sebastião do Rio Verde	2	2	2	2	2	1	–	1	–	–	–	–	–	–
São Tiago	7	6	7	6	6	4	1	2	–	–	–	–	–	–
São Tomás de Aquino	11	9	11	9	11	8	–	1	–	–	–	–	–	–
São Tomé das Letras	20	20	20	20	16	15	1	2	3	3	–	–	–	–
São Vicente de Minas	14	11	14	11	12	10	2	1	–	–	–	–	–	–
Sapucaí-Mirim	6	11	6	11	5	9	1	2	–	–	–	–	–	–
Sardoá	–	1	–	1	–	–	–	1	–	–	–	–	–	–
Sarzedo	102	76	102	76	94	67	8	8	–	1	–	–	–	1
Setubinha	1	2	1	2	–	–	–	2	1	–	–	–	–	–
Senador Amaral	1	2	1	2	1	2	–	–	–	–	–	–	–	–
Senador Cortes	1	–	1	–	–	–	1	–	–	–	–	–	1	–
Senador Firmino	3	8	3	8	2	8	1	–	–	–	–	–	–	–
Senador José Bento	–	2	–	2	–	1	–	1	–	–	–	–	–	–
Senador Modestino Gonçalves	1	5	1	5	–	4	1	1	–	–	–	–	–	–
Senhora de Oliveira	1	2	1	2	1	2	–	–	–	–	–	–	–	–
Senhora do Porto	7	1	7	1	4	–	3	1	–	–	–	–	1	–
Senhora dos Remédios	1	1	1	1	–	1	1	–	–	–	–	–	–	–
Sericita	7	2	7	2	7	1	–	1	–	–	–	–	–	–
Serra dos Aimorés	13	7	13	7	12	6	1	–	–	1	–	–	–	–
Serra do Salitre	35	23	35	23	31	19	4	4	–	–	–	–	–	–
Serrania	11	10	11	10	9	8	2	2	–	–	–	–	–	–
Serro	71	49	26	25	22	25	4	–	–	–	45	24	2	–
Sete Lagoas	1.416	990	1.126	808	914	659	195	135	17	14	290	182	1	–

Capítulo 58 - Estatísticas Municipais

58.1 - Estatísticas municipais de acidentes do trabalho, por situação do registro e motivo - 2014/2015

(continuação)

MUNICÍPIO	ESTATÍSTICAS DE ACIDENTES DO TRABALHO													
	Total		Com CAT Registrada								Sem CAT Registrada		Óbito	
			Total		Motivo									
					Típico		Trajeto		Doença do Trabalho					
	2014	2015	2014	2015	2014	2015	2014	2015	2014	2015	2014	2015	2014	2015
Silvianópolis	3	5	3	5	3	5	–	–	–	–	–	–	–	–
Simão Pereira	1	6	1	6	1	5	–	1	–	–	–	–	–	–
Simonésia	2	2	2	2	1	2	1	–	–	–	–	–	–	–
Sobrália	1	–	1	–	1	–	–	–	–	–	–	–	–	–
Soledade de Minas	4	1	4	1	3	1	1	–	–	–	–	–	–	1
Tabuleiro	5	6	5	6	2	5	3	–	–	1	–	–	–	–
Taiobeiras	20	19	18	17	17	15	1	2	–	–	2	2	–	–
Taparuba	1	1	1	1	1	1	–	–	–	–	–	–	–	–
Tapira-MG	13	22	13	22	12	22	1	–	–	–	–	–	–	–
Tapiraí-MG	4	3	4	3	4	2	–	1	–	–	–	–	–	–
Taquaraçu de Minas	3	2	3	2	1	1	2	1	–	–	–	–	–	–
Tarumirim	4	3	4	3	4	2	–	1	–	–	–	–	–	1
Teixeiras	11	12	11	12	8	7	3	5	–	–	–	–	–	–
Teófilo Otoni	410	381	196	211	139	157	56	48	1	6	214	170	1	–
Timóteo	337	267	233	210	183	149	48	60	2	1	104	57	1	2
Tiradentes	9	11	9	11	8	8	1	3	–	–	–	–	–	–
Tiros	10	15	10	15	9	13	1	–	–	2	–	–	1	–
Tocantins	50	35	50	35	43	26	7	1	–	8	–	–	–	–
Tocos do Moji	2	–	2	–	–	–	2	–	–	–	–	–	–	–
Toledo-MG	1	4	1	4	–	4	1	–	–	–	–	–	–	–
Tombos	3	4	3	4	3	3	–	–	–	1	–	–	–	–
Três Corações	361	284	308	231	281	209	24	21	3	1	53	53	4	1
Três Marias	92	86	71	64	60	51	11	12	–	1	21	22	1	1
Três Pontas	197	180	117	109	101	98	16	11	–	–	80	71	–	–
Tumiritinga	1	3	1	3	1	3	–	–	–	–	–	–	–	–
Tupaciguara	63	61	39	44	38	40	1	4	–	–	24	17	–	–
Turmalina-MG	48	38	48	38	39	32	9	5	–	1	–	–	1	1
Turvolândia	7	5	7	5	7	5	–	–	–	–	–	–	–	–
Ubá	894	552	534	269	390	198	95	57	49	14	360	283	2	–
Ubaí	–	3	–	3	–	1	–	2	–	–	–	–	–	–
Ubaporanga	10	4	10	4	4	4	6	–	–	–	–	–	2	–
Uberaba	1.506	1.473	1.422	1.378	1.128	1.064	279	302	15	12	84	95	10	4
Uberlândia	3.967	3.792	3.615	3.420	2.671	2.541	877	834	67	45	352	372	9	16
Umburatiba	1	–	1	–	1	–	–	–	–	–	–	–	–	–
Unaí	165	146	165	146	128	118	34	27	3	1	–	–	2	–
União de Minas	5	2	5	2	3	1	2	1	–	–	–	–	–	–
Uruana de Minas	1	5	1	5	1	2	–	3	–	–	–	–	–	–
Urucânia	61	48	61	48	58	47	3	1	–	–	–	–	–	–
Urucuia	2	2	2	2	2	1	–	1	–	–	–	–	–	–
Vargem Alegre	3	6	3	6	2	6	1	–	–	–	–	–	–	–
Vargem Bonita-MG	2	2	2	2	1	2	1	–	–	–	–	–	–	–
Vargem Grande do Rio Pardo	3	3	3	3	2	3	1	–	–	–	–	–	–	–
Varginha	636	588	544	489	461	399	81	87	2	3	92	99	4	1
Varjão de Minas	21	23	21	23	20	22	1	1	–	–	–	–	–	–
Várzea da Palma	222	149	163	112	149	106	14	4	–	2	59	37	2	–
Varzelândia	1	2	1	2	1	1	–	1	–	–	–	–	–	–
Vazante	33	23	33	23	31	18	2	4	–	1	–	–	1	–
Verdelândia	8	5	8	5	5	4	3	1	–	–	–	–	–	–
Veredinha	4	7	4	7	4	7	–	–	–	–	–	–	–	–
Veríssimo	14	10	14	10	13	10	–	–	1	–	–	–	1	–
Vermelho Novo	–	1	–	1	–	1	–	–	–	–	–	–	–	–
Vespasiano	443	399	323	325	277	261	39	55	7	9	120	74	1	1
Viçosa-MG	188	139	152	124	125	94	26	30	1	–	36	15	–	1
Vieiras	–	1	–	1	–	1	–	–	–	–	–	–	–	–
Mathias Lobato	1	2	1	2	1	1	–	–	–	1	–	–	–	–
Virgem da Lapa	3	1	3	1	3	1	–	–	–	–	–	–	–	–
Virgínia	4	5	4	5	4	4	–	1	–	–	–	–	–	–
Virginópolis	13	4	13	4	9	3	4	1	–	–	–	–	–	–
Virgolândia	–	1	–	1	–	1	–	–	–	–	–	–	–	–
Visconde do Rio Branco	197	198	103	118	84	85	18	29	1	4	94	80	–	2
Volta Grande	5	4	5	4	4	4	1	–	–	–	–	–	–	–
Wenceslau Braz-MG	6	3	6	3	5	3	1	–	–	–	–	–	–	–
Ignorado Minas	191	116	33	26	16	16	17	8	–	2	158	90	1	–
Espírito Santo	**14.821**	**13.245**	**13.428**	**12.233**	**10.386**	**9.433**	**2.833**	**2.628**	**209**	**172**	**1.393**	**1.012**	**100**	**82**
Afonso Cláudio	76	80	38	51	27	33	11	18	–	–	38	29	–	–
Águia Branca	9	4	9	4	7	3	2	1	–	–	–	–	–	–

Capítulo 58 - Estatísticas Municipais

58.1 - Estatísticas municipais de acidentes do trabalho, por situação do registro e motivo - 2014/2015

(continuação)

MUNICÍPIO	ESTATÍSTICAS DE ACIDENTES DO TRABALHO													
	Total		Com CAT Registrada								Sem CAT Registrada		Óbito	
			Total		Motivo									
					Típico		Trajeto		Doença do Trabalho					
	2014	2015	2014	2015	2014	2015	2014	2015	2014	2015	2014	2015	2014	2015
Água Doce do Norte	5	8	5	8	4	7	–	1	1	–	–	–	–	1
Alegre	25	29	16	20	9	14	7	6	–	–	9	9	–	–
Alfredo Chaves	13	12	13	12	9	7	3	3	1	2	–	–	–	1
Alto Rio Novo	11	5	11	5	8	4	3	1	–	–	–	–	–	–
Anchieta-ES	142	104	142	104	105	85	26	18	11	1	–	–	3	1
Apiacá	–	1	–	1	–	–	–	1	–	–	–	–	–	–
Aracruz	644	567	605	547	515	464	82	77	8	6	39	20	3	5
Atílio Vivacqua	139	103	139	103	120	90	19	13	–	–	–	–	2	–
Baixo Guandu	105	85	71	56	50	39	21	17	–	–	34	29	1	–
Barra de São Francisco	135	110	99	94	78	69	14	22	7	3	36	16	3	2
Boa Esperança-ES	21	19	21	19	18	16	3	3	–	–	–	–	1	–
Bom Jesus do Norte	5	5	5	5	4	1	1	4	–	–	–	–	–	–
Brejetuba	18	4	18	4	15	3	3	1	–	–	–	–	1	–
Cachoeiro de Itapemirim	994	885	825	812	645	635	174	174	6	3	169	73	11	4
Cariacica	1.102	988	1.045	937	768	704	255	226	22	7	57	51	7	7
Castelo	205	130	133	118	111	98	22	19	–	1	72	12	4	–
Colatina	629	662	559	601	450	514	105	87	4	–	70	61	4	4
Conceição da Barra	146	84	146	84	102	77	43	6	1	1	–	–	9	1
Conceição do Castelo	16	9	16	9	12	6	4	3	–	–	–	–	–	–
Divino de São Lourenço	–	3	–	3	–	3	–	–	–	–	–	–	–	–
Domingos Martins	94	51	78	45	64	34	14	11	–	–	16	6	1	1
Dores do Rio Preto	5	4	5	4	4	2	1	2	–	–	–	–	1	–
Ecoporanga	25	27	25	27	19	21	5	6	1	–	–	–	1	–
Fundão	50	44	50	44	37	37	13	7	–	–	–	–	1	–
Governador Lindenberg	6	10	6	10	6	10	–	–	–	–	–	–	–	–
Guaçuí	39	47	23	33	13	23	10	10	–	–	16	14	–	–
Guarapari	278	274	182	181	111	125	69	52	2	4	96	93	1	1
Ibatiba	15	5	15	5	12	1	3	4	–	–	–	–	–	1
Ibiraçu	32	14	32	14	26	13	6	1	–	–	–	–	1	–
Ibitirama	2	5	2	5	1	2	1	3	–	–	–	–	–	–
Iconha	41	45	41	45	29	37	12	8	–	–	–	–	–	–
Irupi	8	6	8	6	8	6	–	–	–	–	–	–	–	–
Itaguaçu	6	7	6	7	6	4	–	2	–	1	–	–	–	–
Itapemirim	120	107	120	107	101	92	19	15	–	–	–	–	2	2
Itarana	6	9	6	9	3	8	3	1	–	–	–	–	–	–
Iúna	14	11	14	11	11	7	3	4	–	–	–	–	–	–
Jaguaré	26	23	26	23	18	18	8	5	–	–	–	–	–	1
Jerônimo Monteiro	5	11	5	11	4	7	1	4	–	–	–	–	–	–
João Neiva	53	45	53	45	48	44	3	1	2	–	–	–	1	–
Laranja da Terra	6	8	6	8	4	6	2	2	–	–	–	–	–	–
Linhares	897	767	821	710	668	569	146	135	7	6	76	57	2	3
Mantenópolis	2	1	2	1	2	1	–	–	–	–	–	–	–	–
Marataizes	22	26	22	26	8	9	13	16	1	1	–	–	–	1
Marechal Floriano	21	34	21	34	17	22	3	12	1	–	–	–	–	2
Marilândia	10	7	10	7	7	5	3	2	–	–	–	–	–	–
Mimoso do Sul	76	48	43	22	23	13	20	9	–	–	33	26	1	–
Montanha	65	40	36	13	29	12	7	1	–	–	29	27	2	–
Mucurici	3	2	3	2	2	2	1	–	–	–	–	–	–	–
Muniz Freire	8	7	8	7	7	4	1	3	–	–	–	–	1	–
Muqui	13	8	13	8	8	3	5	5	–	–	–	–	–	–
Nova Venécia	120	129	90	78	65	58	24	20	1	–	30	51	1	–
Pancas	9	13	9	13	6	11	2	2	1	–	–	–	–	–
Pedro Canário	26	20	26	20	16	18	10	2	–	–	–	–	–	–
Pinheiros	23	29	23	29	15	21	8	8	–	–	–	–	2	4
Piúma	21	9	21	9	11	5	9	3	1	1	–	–	–	–
Ponto Belo	4	1	4	1	3	–	1	1	–	–	–	–	–	–
Presidente Kennedy-ES	15	17	15	17	12	13	3	4	–	–	–	–	–	–
Rio Bananal	18	17	18	17	14	10	4	6	–	1	–	–	–	–
Rio Novo do Sul	12	21	12	21	6	14	6	7	–	–	–	–	–	–
Santa Leopoldina	7	8	7	8	6	6	1	2	–	–	–	–	1	–
Santa Maria de Jetibá	88	88	88	88	66	51	21	36	1	1	–	–	1	–
Santa Teresa	106	107	95	96	81	81	14	15	–	–	11	11	–	2
São Domingos do Norte	11	12	11	12	10	12	1	–	–	–	–	–	–	1
São Gabriel da Palha	33	34	33	34	25	21	8	13	–	–	–	–	1	–
São José do Calçado	11	4	11	4	8	3	3	–	–	1	–	–	–	–
São Mateus	386	335	360	318	260	242	97	75	3	1	26	17	1	2

Capítulo 58 - Estatísticas Municipais

58.1 - Estatísticas municipais de acidentes do trabalho, por situação do registro e motivo - 2014/2015

(continuação)

MUNICÍPIO	ESTATÍSTICAS DE ACIDENTES DO TRABALHO													
	Total		Com CAT Registrada								Sem CAT Registrada		Óbito	
			Total		Motivo									
					Típico		Trajeto		Doença do Trabalho					
	2014	2015	2014	2015	2014	2015	2014	2015	2014	2015	2014	2015	2014	2015
São Roque do Canaã	42	33	42	33	33	26	9	7	–	–	–	–	1	1
Serra	2.688	2.257	2.419	2.101	1.938	1.633	445	436	36	32	269	156	6	9
Sooretama	73	50	73	50	60	37	13	13	–	–	–	–	–	4
Vargem Alta	41	46	41	46	34	42	7	4	–	–	–	–	–	–
Venda Nova do Imigrante	44	30	44	30	31	23	12	7	1	–	–	–	2	2
Viana-ES	216	180	216	180	160	130	53	48	3	2	–	–	3	2
Vila Pavão	9	7	9	7	7	4	2	3	–	–	–	–	–	–
Vila Valério	10	3	10	3	8	2	2	1	–	–	–	–	–	–
Vila Velha	1.999	1.863	1.898	1.731	1.438	1.310	422	395	38	26	101	132	7	6
Vitória	2.316	2.298	2.235	2.205	1.713	1.646	473	489	49	70	81	93	8	10
Ignorado Espirito Santo	105	44	20	15	7	5	13	9	–	1	85	29	2	1
Rio de Janeiro	**52.186**	**46.796**	**45.462**	**41.874**	**34.306**	**31.469**	**9.394**	**8.970**	**1.762**	**1.435**	**6.724**	**4.922**	**176**	**158**
Angra dos Reis	751	698	673	610	582	515	74	81	17	14	78	88	4	1
Aperibé	3	4	3	4	2	4	1	–	–	–	–	–	–	–
Araruama	181	163	145	125	120	97	20	23	5	5	36	38	–	1
Areal	16	16	16	16	14	13	2	3	–	–	–	–	–	–
Armação de Búzios	57	52	57	52	45	38	9	14	3	–	–	–	–	–
Arraial do Cabo	23	19	23	19	17	14	4	3	2	2	–	–	1	–
Barra do Piraí	202	153	167	133	145	112	22	21	–	–	35	20	–	1
Barra Mansa	538	453	442	350	384	301	51	46	7	3	96	103	3	2
Belford Roxo	305	378	305	378	224	279	76	89	5	10	–	–	3	–
Bom Jardim-RJ	55	35	47	32	44	27	3	5	–	–	8	3	1	1
Bom Jesus do Itabapoana	107	101	23	14	16	6	6	6	1	2	84	87	–	–
Cabo Frio	357	334	240	231	169	172	58	46	13	13	117	103	1	–
Cachoeiras de Macacu	56	52	52	47	38	34	14	10	–	3	4	5	2	–
Cambuci	13	10	11	8	11	4	–	1	–	3	2	2	–	–
Carapebus	16	9	16	9	7	4	9	5	–	–	–	–	2	–
Comendador Levy Gasparian	36	21	36	21	30	20	6	1	–	–	–	–	–	1
Campos dos Goytacazes	1.292	1.061	1.048	852	756	626	271	203	21	23	244	209	6	3
Cantagalo-RJ	53	52	49	48	27	34	2	4	20	10	4	4	–	–
Cardoso Moreira	15	22	7	5	4	4	–	1	3	–	8	17	–	–
Carmo	16	13	16	13	15	11	1	2	–	–	–	–	1	–
Casimiro de Abreu	104	92	96	89	59	50	20	38	17	1	8	3	1	4
Conceição de Macabu	6	6	6	6	2	4	4	1	–	1	–	–	–	–
Cordeiro	17	21	17	18	15	16	1	2	1	–	–	3	–	–
Duas Barras	6	13	6	13	5	11	1	2	–	–	–	–	–	–
Duque de Caxias	1.894	1.861	1.739	1.730	1.303	1.376	320	301	116	53	155	131	6	5
Engenheiro Paulo de Frontin	16	16	16	16	14	10	1	6	1	–	–	–	–	–
Guapimirim	50	52	50	52	37	40	9	12	4	–	–	–	–	3
Iguaba Grande	17	13	17	13	10	8	7	4	–	1	–	–	–	–
Itaboraí	557	402	501	321	374	251	114	62	13	8	56	81	2	–
Itaguaí	402	328	358	288	303	249	51	37	4	2	44	40	1	3
Italva	40	23	14	12	5	12	9	–	–	–	26	11	–	–
Itaocara	138	124	7	9	6	5	1	4	–	–	131	115	–	1
Itaperuna	164	148	105	103	69	65	29	30	7	8	59	45	–	1
Itatiaia	157	131	151	128	133	113	17	13	1	2	6	3	2	–
Japeri	94	66	86	64	65	44	19	16	2	4	8	2	–	1
Laje do Muriaé	4	1	4	1	3	1	–	–	1	–	–	–	–	–
Macaé	2.810	2.264	2.507	2.058	2.109	1.767	306	258	92	33	303	206	5	5
Macuco	7	5	7	5	5	4	1	1	1	–	–	–	–	–
Magé	343	320	249	218	175	163	66	47	8	8	94	102	3	3
Mangaratiba	54	70	54	70	41	46	13	19	–	5	–	–	1	–
Maricá	157	162	115	127	73	87	35	33	7	7	42	35	–	1
Mendes	15	15	10	9	8	9	1	–	1	–	5	6	–	1
Mesquita-RJ	191	230	152	195	113	127	37	61	2	7	39	35	–	1
Miguel Pereira	37	31	29	29	17	21	12	8	–	–	8	2	–	1
Miracema	68	36	11	12	8	8	3	4	–	–	57	24	–	–
Natividade-RJ	90	26	5	13	1	11	4	1	–	1	85	13	–	–
Nilópolis	300	295	159	192	130	159	17	23	12	10	141	103	1	–
Niterói	2.340	1.942	1.983	1.669	1.546	1.255	339	331	98	83	357	273	4	7
Nova Friburgo	394	361	367	336	268	255	80	70	19	11	27	25	2	4
Nova Iguaçu	1.336	1.274	1.116	1.133	860	845	219	254	37	34	220	141	6	5
Paracambi	66	83	63	74	55	64	7	9	1	1	3	9	1	–
Paraíba do Sul	120	100	83	79	63	63	19	16	1	–	37	21	–	–
Parati	74	79	53	59	45	48	8	11	–	–	21	20	–	–
Paty do Alferes	62	51	62	51	54	45	8	6	–	–	–	–	–	–

Capítulo 58 - Estatísticas Municipais

58.1 - Estatísticas municipais de acidentes do trabalho, por situação do registro e motivo - 2014/2015

(continuação)

MUNICÍPIO	ESTATÍSTICAS DE ACIDENTES DO TRABALHO													
	Total		Com CAT Registrada								Sem CAT Registrada		Óbito	
			Total		Motivo									
					Típico		Trajeto		Doença do Trabalho					
	2014	2015	2014	2015	2014	2015	2014	2015	2014	2015	2014	2015	2014	2015
Petrópolis	1.095	1.021	689	696	523	554	138	134	28	8	406	325	4	4
Pinheiral	29	22	29	22	22	14	7	7	–	1	–	–	1	–
Piraí	103	85	98	83	83	73	14	10	1	–	5	2	2	–
Porciúncula	39	32	10	11	4	10	4	–	2	1	29	21	–	–
Porto Real	199	132	199	132	166	110	18	11	15	11	–	–	2	2
Quatis	14	10	14	10	10	9	3	1	1	–	–	–	–	–
Queimados	258	224	246	182	205	148	34	29	7	5	12	42	–	–
Quissamã	27	38	27	38	19	30	7	8	1	–	–	–	–	–
Resende	662	442	566	396	485	343	65	44	16	9	96	46	3	1
Rio Bonito	177	103	141	98	106	78	33	19	2	1	36	5	1	2
Rio Claro-RJ	18	4	18	4	13	3	5	1	–	–	–	–	1	–
Rio das Flores	17	17	17	17	12	17	5	–	–	–	–	–	–	–
Rio das Ostras	346	344	346	344	211	221	125	119	10	4	–	–	2	1
Rio de Janeiro	27.185	24.971	25.037	23.494	18.366	17.107	5.646	5.502	1.025	885	2.148	1.477	76	58
Santa Maria Madalena	3	4	3	4	2	4	1	–	–	–	–	–	–	–
Santo Antônio de Pádua	87	81	51	62	41	54	7	7	3	1	36	19	1	–
São Francisco de Itabapoana	19	14	10	7	8	6	2	–	–	1	9	7	1	–
São Fidélis	35	16	15	13	11	11	4	2	–	–	20	3	1	1
São Gonçalo	1.899	1.709	1.358	1.392	1.002	1.056	303	292	53	44	541	317	5	11
São João da Barra	121	88	106	85	91	71	15	13	–	1	15	3	–	1
São João de Meriti	776	660	517	465	381	359	117	88	19	18	259	195	1	3
São José de Ubá	1	2	1	2	1	1	–	1	–	–	–	–	1	–
São José do Vale do Rio Pret	14	22	9	14	5	12	3	2	1	–	5	8	–	–
São Pedro da Aldeia	222	203	109	93	81	72	27	19	1	2	113	110	3	3
São Sebastião do Alto	2	2	2	2	2	1	–	1	–	–	–	–	–	–
Sapucaia-RJ	38	23	31	22	25	17	5	5	1	–	7	1	1	–
Saquarema	103	107	81	90	56	62	18	25	7	3	22	17	1	1
Seropédica	206	204	206	204	151	159	54	44	1	1	–	–	4	4
Silva Jardim	42	37	38	37	30	18	8	19	–	–	4	–	2	1
Sumidouro	5	6	5	6	4	4	1	2	–	–	–	–	–	–
Tanguá	46	39	21	27	13	23	8	3	–	1	25	12	1	–
Teresópolis	353	305	320	276	266	215	52	61	2	–	33	29	1	2
Trajano de Morais	1	7	1	7	1	4	–	2	–	1	–	–	–	–
Três Rios	424	361	370	332	325	287	42	43	3	2	54	29	–	–
Valença-RJ	96	106	92	90	79	73	13	17	–	–	4	16	–	2
Varre-Sai	3	2	3	2	3	1	–	–	–	1	–	–	–	–
Vassouras	107	94	103	92	85	76	17	15	1	1	4	2	–	1
Volta Redonda	1.122	916	947	811	774	599	155	149	18	63	175	105	1	4
Ignorado Rio	70	56	52	53	20	20	31	31	1	2	18	3	1	–
São Paulo	**241.829**	**207.703**	**209.226**	**183.518**	**157.683**	**138.031**	**45.342**	**41.030**	**6.201**	**4.457**	**32.603**	**24.185**	**696**	**662**
Adamantina	171	195	128	168	109	135	19	28	–	5	43	27	1	–
Adolfo	17	25	17	25	16	24	1	1	–	–	–	–	–	–
Aguaí	72	73	72	73	60	66	11	6	1	1	–	–	–	–
Águas da Prata	15	10	15	10	14	10	1	–	–	–	–	–	–	–
Águas de Lindóia	34	32	34	32	28	23	6	9	–	–	–	–	1	–
Águas de Santa Bárbara	26	16	26	16	24	13	2	3	–	–	–	–	–	1
Águas de São Pedro	33	30	33	30	24	28	9	2	–	–	–	–	–	–
Agudos	110	132	97	110	80	93	16	16	1	1	13	22	1	–
Alambari	13	7	13	7	8	6	5	1	–	–	–	–	–	–
Alfredo Marcondes	5	12	5	12	4	9	1	2	–	1	–	–	–	–
Altair	10	21	10	21	10	19	–	2	–	–	–	–	–	–
Altinópolis	39	50	39	50	34	44	3	6	2	–	–	–	3	–
Alto Alegre-SP	15	16	15	16	14	15	1	1	–	–	–	–	–	–
Alumínio	81	62	81	62	61	47	12	10	8	5	–	–	–	–
Álvares Florence	15	18	15	18	11	14	4	4	–	–	–	–	–	–
Álvares Machado	41	33	41	33	28	26	13	6	–	1	–	–	–	–
Álvaro de Carvalho	4	11	4	11	3	8	1	3	–	–	–	–	–	–
Alvinlândia	2	9	2	9	2	9	–	–	–	–	–	–	–	–
Americana	2.818	2.281	2.710	2.210	2.044	1.590	643	601	23	19	108	71	6	5
Américo Brasiliense	290	189	230	169	180	134	49	35	1	–	60	20	2	1
Américo de Campos	5	14	5	14	4	12	1	2	–	–	–	–	–	–
Amparo-SP	518	489	419	410	309	288	85	113	25	9	99	79	1	–
Analândia	18	24	18	24	13	22	5	2	–	–	–	–	–	1
Andradina	355	340	338	328	286	263	51	63	1	2	17	12	–	1
Angatuba	41	63	41	63	33	57	8	6	–	–	–	–	1	–
Anhembi	18	48	18	48	15	44	3	1	–	3	–	–	–	–

Capítulo 58 - Estatísticas Municipais

58.1 - Estatísticas municipais de acidentes do trabalho, por situação do registro e motivo - 2014/2015

(continuação)

MUNICÍPIO	ESTATÍSTICAS DE ACIDENTES DO TRABALHO													
	Total		Com CAT Registrada								Sem CAT Registrada		Óbito	
			Total		Motivo									
					Típico		Trajeto		Doença do Trabalho					
	2014	2015	2014	2015	2014	2015	2014	2015	2014	2015	2014	2015	2014	2015
Anhumas	5	32	5	32	3	28	2	3	–	1	–	–	–	–
Aparecida-SP	208	192	188	183	157	142	31	39	–	2	20	9	–	–
Aparecida d'Oeste	5	5	5	5	4	5	1	–	–	–	–	–	–	–
Apiaí	26	31	26	31	22	26	3	4	1	1	–	–	1	–
Araçariguama	190	162	190	162	167	138	21	21	2	3	–	–	1	2
Araçatuba	1.763	1.449	1.696	1.379	1.257	951	427	425	12	3	67	70	5	5
Araçoiaba da Serra	114	48	114	48	90	40	23	8	1	–	–	–	–	–
Aramina	41	9	41	9	11	7	30	1	–	1	–	–	4	–
Arandu	12	1	12	1	12	1	–	–	–	–	–	–	1	–
Arapeí	2	3	2	3	1	3	1	–	–	–	–	–	–	–
Araraquara	2.318	1.881	1.986	1.665	1.481	1.231	494	425	11	9	332	216	4	6
Araras	1.147	1.042	1.069	954	839	727	229	223	1	4	78	88	2	1
Arco-Íris	5	8	5	8	4	8	1	–	–	–	–	–	–	–
Arealva	18	6	18	6	14	6	3	–	1	–	–	–	1	–
Areias	8	3	8	3	7	2	1	1	–	–	–	–	–	–
Areiópolis	23	30	23	30	22	30	1	–	–	–	–	–	–	–
Ariranha	26	31	26	31	21	28	5	3	–	–	–	–	1	2
Artur Nogueira	263	162	193	143	119	106	72	31	2	6	70	19	–	–
Arujá	408	341	408	341	348	296	56	40	4	5	–	–	2	–
Aspásia	1	–	1	–	1	–	–	–	–	–	–	–	–	–
Assis	318	293	256	226	178	154	68	70	10	2	62	67	–	1
Atibaia	830	750	788	720	620	568	161	142	7	10	42	30	1	4
Auriflama	20	19	20	19	18	16	2	3	–	–	–	–	–	–
Avaí	19	18	19	18	18	18	1	–	–	–	–	–	–	–
Avanhandava	60	76	60	76	55	71	5	5	–	–	–	–	–	–
Avaré	308	374	140	167	91	127	45	39	4	1	168	207	–	1
Bady Bassitt	88	84	88	84	72	65	16	19	–	–	–	–	–	–
Balbinos	10	2	10	2	9	2	1	–	–	–	–	–	–	–
Bálsamo	39	40	39	40	32	34	7	5	–	1	–	–	–	–
Bananal	31	21	31	21	25	14	6	7	–	–	–	–	–	–
Barão de Antonina	–	2	–	2	–	2	–	–	–	–	–	–	–	–
Barbosa	15	11	15	11	12	10	3	1	–	–	–	–	–	–
Bariri	247	189	233	171	209	150	24	21	–	–	14	18	–	1
Barra Bonita-SP	134	164	115	148	99	131	16	16	–	1	19	16	2	1
Barra do Chapéu	2	7	2	7	2	6	–	–	–	1	–	–	–	1
Barra do Turvo	18	17	18	17	9	14	9	3	–	–	–	–	1	–
Barretos	785	727	406	548	312	452	87	77	7	19	379	179	1	1
Barrinha	27	27	27	27	16	23	10	4	1	–	–	–	–	1
Barueri	2.346	1.940	2.117	1.871	1.558	1.331	537	509	22	31	229	69	7	8
Bastos	50	59	50	59	43	41	6	18	1	–	–	–	–	–
Batatais	583	400	490	383	407	319	79	64	4	–	93	17	–	4
Bauru	2.492	2.189	2.425	2.078	1.886	1.639	504	419	35	20	67	111	3	3
Bebedouro	464	384	271	232	205	160	63	72	3	–	193	152	1	2
Bento de Abreu	26	20	26	20	26	19	–	–	–	1	–	–	–	–
Bernardino de Campos	13	20	13	20	10	15	3	5	–	–	–	–	1	–
Bertioga	147	117	147	117	106	94	35	21	6	2	–	–	2	2
Bilac	26	22	26	22	22	18	4	4	–	–	–	–	–	1
Birigui	714	582	674	559	442	361	228	198	4	–	40	23	–	1
Biritiba-Mirim	23	29	23	29	18	21	5	8	–	–	–	–	–	–
Boa Esperança do Sul	50	33	50	33	49	33	1	–	–	–	–	–	–	–
Bocaina-SP	65	53	65	53	61	52	3	1	1	–	–	–	–	2
Bofete	22	17	22	17	21	15	1	2	–	–	–	–	–	–
Boituva	388	322	253	225	211	185	38	38	4	2	135	97	2	–
Bom Jesus dos Perdões	71	63	71	63	56	45	15	17	–	1	–	–	–	–
Bom Sucesso de Itararé	8	7	8	7	5	7	3	–	–	–	–	–	1	1
Borá	144	104	144	104	137	103	6	1	1	–	–	–	–	–
Boracéia	15	21	15	21	15	15	–	5	–	1	–	–	–	–
Borborema-SP	49	36	49	36	44	35	3	1	2	–	–	–	1	–
Borebi	19	10	19	10	17	8	2	2	–	–	–	–	1	–
Botucatu	1.412	1.030	1.277	975	1.102	852	115	93	60	30	135	55	2	2
Bragança Paulista	1.154	1.226	1.092	1.160	859	889	232	265	1	6	62	66	2	6
Braúna	12	15	12	15	10	15	2	–	–	–	–	–	–	–
Brejo Alegre	59	50	59	50	55	45	4	5	–	–	–	–	–	–
Brodósqui	47	47	47	47	35	41	12	6	–	–	–	–	1	–
Brotas	144	176	142	172	134	159	8	12	–	1	2	4	1	–
Buri	30	44	30	44	26	37	3	7	1	–	–	–	–	1
Buritama	28	20	28	20	23	17	5	3	–	–	–	–	–	–

Capítulo 58 - Estatísticas Municipais

58.1 - Estatísticas municipais de acidentes do trabalho, por situação do registro e motivo - 2014/2015

(continuação)

MUNICÍPIO	ESTATÍSTICAS DE ACIDENTES DO TRABALHO													
	Total		Com CAT Registrada								Sem CAT Registrada		Óbito	
			Total		Motivo									
					Típico		Trajeto		Doença do Trabalho					
	2014	2015	2014	2015	2014	2015	2014	2015	2014	2015	2014	2015	2014	2015
Buritizal	45	20	45	20	40	18	5	2	–	–	–	–	1	–
Cabrália Paulista	5	14	5	14	4	13	1	–	–	1	–	–	–	–
Cabreúva	267	277	267	277	219	242	45	32	3	3	–	–	1	–
Caçapava	700	705	515	433	390	330	91	77	34	26	185	272	2	1
Cachoeira Paulista	112	134	106	122	86	83	20	36	–	3	6	12	–	–
Caconde	19	15	19	15	17	15	1	–	1	–	–	–	–	–
Cafelândia-SP	58	51	58	51	52	42	6	8	–	1	–	–	–	–
Caiabu	2	1	2	1	2	1	–	–	–	–	–	–	–	–
Caieiras	320	269	320	269	257	211	56	46	7	12	–	–	2	1
Caiuá	2	–	2	–	1	–	1	–	–	–	–	–	–	–
Cajamar	533	524	533	524	445	445	71	61	17	18	–	–	3	–
Cajati	88	94	88	94	71	84	15	10	2	–	–	–	2	1
Cajobi	21	15	21	15	20	13	1	2	–	–	–	–	–	–
Cajuru	60	46	60	46	53	43	7	3	–	–	–	–	2	–
Campina do Monte Alegre	5	4	5	4	4	4	1	–	–	–	–	–	–	–
Campinas	6.213	5.360	5.712	4.976	4.180	3.647	1.282	1.174	250	155	501	384	14	25
Campo Limpo Paulista	300	259	247	241	189	170	56	67	2	4	53	18	–	–
Campos do Jordão	242	149	192	122	132	93	59	26	1	3	50	27	–	1
Campos Novos Paulista	2	6	2	6	2	5	–	1	–	–	–	–	–	–
Cananéia	7	8	7	8	5	5	2	1	–	2	–	–	–	–
Canas	25	21	25	21	24	16	1	5	–	–	–	–	–	–
Cândido Mota	53	57	53	57	46	50	7	7	–	–	–	–	–	–
Cândido Rodrigues	8	4	8	4	6	3	2	1	–	–	–	–	–	–
Canitar	6	10	6	10	4	10	2	–	–	–	–	–	–	1
Capão Bonito	67	89	67	89	50	68	17	20	–	1	–	–	–	–
Capela do Alto	55	43	55	43	47	37	8	6	–	–	–	–	–	–
Capivari	430	321	249	202	202	169	43	30	4	3	181	119	1	1
Caraguatatuba	335	345	291	304	215	232	75	71	1	1	44	41	1	–
Carapicuíba	1.148	705	599	528	419	354	175	168	5	6	549	177	2	3
Cardoso	24	15	24	15	23	14	1	1	–	–	–	–	–	–
Casa Branca	66	66	66	66	53	55	13	9	–	2	–	–	1	–
Cássia dos Coqueiros	5	4	5	4	5	3	–	1	–	–	–	–	–	1
Castilho	91	88	91	88	68	74	18	14	5	–	–	–	–	–
Catanduva	930	768	729	619	538	476	189	142	2	1	201	149	1	2
Catiguá	15	16	15	16	13	10	2	6	–	–	–	–	1	–
Cedral-SP	73	61	73	61	63	53	10	5	–	3	–	–	–	–
Cerqueira César	115	68	115	68	108	59	6	9	1	–	–	–	–	–
Cerquilho	291	235	220	189	175	153	44	36	1	–	71	46	1	1
Cesário Lange	54	41	54	41	41	33	13	8	–	–	–	–	1	1
Charqueada	47	29	47	29	41	28	6	1	–	–	–	–	–	–
Clementina	76	48	76	48	71	48	5	–	–	–	–	–	–	–
Colina	165	78	165	78	150	70	9	8	6	–	–	–	–	–
Colômbia	68	49	68	49	66	49	2	–	–	–	–	–	2	1
Conchal	130	89	130	89	100	77	30	12	–	–	–	–	–	–
Conchas	22	29	22	29	15	26	3	3	4	–	–	–	1	–
Cordeirópolis	326	278	326	278	277	232	48	42	1	4	–	–	–	1
Coroados	24	27	24	27	20	23	4	4	–	–	–	–	–	–
Coronel Macedo	2	1	2	1	2	1	–	–	–	–	–	–	–	1
Corumbataí	15	8	15	8	12	6	3	2	–	–	–	–	–	–
Cosmópolis	263	249	231	217	160	169	69	46	2	2	32	32	–	–
Cosmorama	119	80	119	80	110	79	9	1	–	–	–	–	–	–
Cotia	1.072	839	942	723	734	566	185	150	23	7	130	116	6	2
Cravinhos	123	129	87	77	71	61	15	16	1	–	36	52	2	1
Cristais Paulista	27	19	27	19	25	17	2	2	–	–	–	–	–	–
Cruzália	4	4	4	4	4	4	–	–	–	–	–	–	–	–
Cruzeiro	401	290	327	279	208	186	118	90	1	3	74	11	–	1
Cubatão	1.044	702	764	567	591	432	167	130	6	5	280	135	9	7
Cunha	17	10	17	10	8	9	7	–	2	1	–	–	–	–
Descalvado	83	82	83	82	63	66	19	15	1	1	–	–	1	1
Diadema	2.982	2.174	2.482	1.924	1.969	1.459	369	389	144	76	500	250	3	–
Dirce Reis	2	1	2	1	2	1	–	–	–	–	–	–	–	–
Divinolândia	32	29	32	29	31	27	1	2	–	–	–	–	–	–
Dobrada	8	5	8	5	6	5	1	–	1	–	–	–	–	–
Dois Córregos	128	102	119	96	105	83	13	11	1	2	9	6	–	–
Dolcinópolis	9	11	9	11	9	9	–	2	–	–	–	–	–	–
Dourado	39	50	39	50	37	49	2	1	–	–	–	–	1	–
Dracena	476	326	150	107	125	81	23	24	2	2	326	219	–	–

Capítulo 58 - Estatísticas Municipais

58.1 - Estatísticas municipais de acidentes do trabalho, por situação do registro e motivo - 2014/2015

(continuação)

MUNICÍPIO	ESTATÍSTICAS DE ACIDENTES DO TRABALHO													
	Total		Com CAT Registrada								Sem CAT Registrada		Óbito	
			Total		Motivo									
					Típico		Trajeto		Doença do Trabalho					
	2014	2015	2014	2015	2014	2015	2014	2015	2014	2015	2014	2015	2014	2015
Duartina	31	24	31	24	24	22	7	2	–	–	–	–	–	–
Dumont	20	15	20	15	19	13	1	2	–	–	–	–	–	–
Echaporã	10	8	10	8	9	6	1	2	–	–	–	–	1	–
Eldorado-SP	7	5	7	5	6	4	–	1	1	–	–	–	–	–
Elias Fausto	111	80	111	80	87	73	22	7	2	–	–	–	2	–
Elisiário	8	15	8	15	6	13	2	2	–	–	–	–	–	–
Embaúba	7	1	7	1	7	1	–	–	–	–	–	–	–	–
Embu	539	492	539	492	402	361	130	127	7	4	–	–	3	5
Embu-Guaçu	134	115	134	115	108	85	21	27	5	3	–	–	1	1
Emilianópolis	3	–	3	–	3	–	–	–	–	–	–	–	–	–
Engenheiro Coelho	75	39	75	39	65	34	10	4	–	1	–	–	2	1
Espírito Santo do Pinhal	267	259	201	181	144	143	53	36	4	2	66	78	–	–
Espírito Santo do Turvo	9	6	9	6	8	6	1	–	–	–	–	–	–	–
Estrela d'Oeste	41	30	41	30	36	27	5	3	–	–	–	–	–	–
Estrela do Norte-SP	4	1	4	1	4	–	–	1	–	–	–	–	–	–
Euclides da Cunha Paulista	4	11	4	11	4	10	–	1	–	–	–	–	–	1
Fartura	15	22	15	22	12	15	3	7	–	–	–	–	–	1
Fernandópolis	423	334	375	306	293	267	78	36	4	3	48	28	1	–
Fernando Prestes	5	1	5	1	5	1	–	–	–	–	–	–	–	–
Fernão	4	3	4	3	3	3	1	–	–	–	–	–	–	–
Ferraz de Vasconcelos	305	247	305	247	240	189	63	54	2	4	–	–	2	–
Flora Rica	3	4	3	4	2	4	1	–	–	–	–	–	–	–
Floreal	9	12	9	12	9	12	–	–	–	–	–	–	–	–
Flórida Paulista	20	25	20	25	18	24	2	1	–	–	–	–	–	–
Florínia	5	6	5	6	4	6	1	–	–	–	–	–	1	–
Franca	1.689	1.467	1.229	1.101	840	755	373	340	16	6	460	366	2	1
Francisco Morato	191	183	191	183	139	120	51	62	1	1	–	–	–	2
Franco da Rocha	267	246	267	246	204	201	63	45	–	–	–	–	2	2
Gabriel Monteiro	4	5	4	5	4	5	–	–	–	–	–	–	–	–
Gália	20	19	20	19	19	16	1	3	–	–	–	–	–	–
Garça	139	112	131	98	105	81	26	17	–	–	8	14	1	1
Gastão Vidigal	7	2	7	2	6	2	1	–	–	–	–	–	–	–
Gavião Peixoto	111	70	111	70	104	66	6	4	1	–	–	–	–	1
General Salgado	22	26	18	20	18	19	–	–	–	1	4	6	–	–
Getulina	18	6	18	6	16	6	1	–	1	–	–	–	–	–
Glicério	11	21	11	21	10	20	1	–	–	1	–	–	–	–
Guaiçara	43	24	43	24	37	20	6	4	–	–	–	–	–	–
Guaimbê	4	5	4	5	4	4	–	–	–	1	–	–	–	–
Guaíra-SP	235	182	181	148	155	137	25	11	1	–	54	34	4	1
Guapiaçu	128	95	128	95	99	82	29	13	–	–	–	–	1	–
Guapiara	7	2	7	2	5	1	2	1	–	–	–	–	2	–
Guará	36	40	36	40	32	37	4	3	–	–	–	–	1	1
Guaraçaí	38	51	38	51	28	44	8	7	2	–	–	–	–	–
Guaraci-SP	69	62	69	62	68	60	1	2	–	–	–	–	–	–
Guarani d'Oeste	4	3	4	3	3	3	1	–	–	–	–	–	1	–
Guarantã	39	32	39	32	33	30	6	2	–	–	–	–	–	–
Guararapes	252	249	224	233	203	206	21	26	–	1	28	16	1	–
Guararema	134	144	134	144	109	119	22	24	3	1	–	–	–	–
Guaratinguetá	613	547	570	506	446	389	113	111	11	6	43	41	3	4
Guareí	24	23	24	23	21	20	3	3	–	–	–	–	–	–
Guariba	170	171	139	155	130	144	8	11	1	–	31	16	–	–
Guarujá	964	879	812	756	583	514	216	239	13	3	152	123	2	3
Guarulhos	6.766	5.655	6.378	5.216	5.041	4.033	1.198	1.066	139	117	388	439	17	16
Guatapará	15	20	15	20	9	17	6	3	–	–	–	–	–	–
Guzolândia	4	1	4	1	4	1	–	–	–	–	–	–	–	–
Herculândia	17	5	17	5	16	5	1	–	–	–	–	–	–	–
Holambra	85	72	85	72	76	64	9	6	–	2	–	–	1	–
Hortolândia	1.025	778	851	650	592	461	184	152	75	37	174	128	4	1
Iacanga	45	44	45	44	37	42	8	2	–	–	–	–	4	1
Iacri	8	8	8	8	7	8	1	–	–	–	–	–	–	1
Iaras	58	39	58	39	52	37	6	2	–	–	–	–	1	–
Ibaté	172	190	161	184	140	164	20	20	1	–	11	6	2	1
Ibirá	41	36	41	36	34	31	6	5	1	–	–	–	–	2
Ibirarema	4	3	4	3	3	2	1	1	–	–	–	–	–	1
Ibitinga	293	238	262	221	213	191	48	29	1	1	31	17	1	2
Ibiúna	168	160	168	160	124	129	41	30	3	1	–	–	1	1
Icém	19	16	19	16	19	15	–	1	–	–	–	–	2	1

Capítulo 58 - Estatísticas Municipais

58.1 - Estatísticas municipais de acidentes do trabalho, por situação do registro e motivo - 2014/2015

(continuação)

MUNICÍPIO	ESTATÍSTICAS DE ACIDENTES DO TRABALHO													
	Total		Com CAT Registrada								Sem CAT Registrada		Óbito	
			Total		Motivo									
					Típico		Trajeto		Doença do Trabalho					
	2014	2015	2014	2015	2014	2015	2014	2015	2014	2015	2014	2015	2014	2015
Iepê	10	9	10	9	8	8	2	1	–	–	–	–	–	–
Igaraçu do Tietê	27	21	19	17	14	15	5	2	–	–	8	4	–	–
Igarapava	119	118	119	118	108	113	11	5	–	–	–	–	1	–
Igaratá	24	26	24	26	21	21	3	5	–	–	–	–	–	–
Iguape	20	12	20	12	13	7	6	4	1	1	–	–	–	–
Ilhabela	45	51	45	51	33	34	12	17	–	–	–	–	–	–
Ilha Comprida	11	8	11	8	9	6	2	2	–	–	–	–	–	–
Ilha Solteira	125	108	120	103	87	80	25	21	8	2	5	5	–	–
Indaiatuba	1.337	991	1.195	917	801	633	297	234	97	50	142	74	7	3
Indiana	5	3	5	3	3	2	1	1	1	–	–	–	–	–
Indiaporã	4	3	4	3	4	3	–	–	–	–	–	–	–	–
Inúbia Paulista	17	11	17	11	7	11	10	–	–	–	–	–	1	–
Ipauçu	58	67	58	67	52	57	6	10	–	–	–	–	1	1
Iperó	124	104	124	104	102	88	22	16	–	–	–	–	–	–
Ipeúna	75	53	75	53	68	44	7	8	–	1	–	–	–	–
Ipiguá	36	32	36	32	32	25	4	7	–	–	–	–	–	–
Iporanga	2	–	2	–	–	–	2	–	–	–	–	–	–	–
Ipuã	61	66	61	66	59	60	2	6	–	–	–	–	–	–
Iracemápolis	166	184	166	184	147	161	19	23	–	–	–	–	1	1
Irapuã	2	3	2	3	1	3	1	–	–	–	–	–	–	–
Irapuru	23	15	23	15	20	15	3	–	–	–	–	–	1	–
Itaberá	27	34	27	34	25	31	2	3	–	–	–	–	–	1
Itaí	94	105	62	88	44	83	16	1	2	4	32	17	–	–
Itajobi	33	36	33	36	29	30	4	5	–	1	–	–	–	2
Itaju	30	16	30	16	30	16	–	–	–	–	–	–	–	–
Itanhaém	178	172	156	153	108	110	47	40	1	3	22	19	–	–
Itaóca	1	–	1	–	1	–	–	–	–	–	–	–	–	–
Itapecerica da Serra	447	393	341	296	250	221	83	68	8	7	106	97	5	1
Itapetininga	598	458	489	364	402	280	87	81	–	3	109	94	3	2
Itapeva-SP	434	354	346	339	298	271	46	62	2	6	88	15	–	1
Itapevi	509	461	509	461	381	335	117	120	11	6	–	–	2	3
Itapira	1.044	817	990	772	801	612	188	160	1	–	54	45	2	4
Itapirapuã Paulista	3	2	3	2	2	2	–	–	1	–	–	–	–	–
Itápolis	212	232	148	189	129	162	19	27	–	–	64	43	1	2
Itaporanga-SP	7	7	7	7	5	6	2	1	–	–	–	–	–	1
Itapuí	56	29	56	29	48	26	8	3	–	–	–	–	–	–
Itapura	9	11	9	11	9	10	–	1	–	–	–	–	–	–
Itaquaquecetuba	928	846	818	741	662	619	154	115	2	7	110	105	7	9
Itararé	126	123	126	123	111	108	15	15	–	–	–	–	–	–
Itariri	18	8	18	8	10	6	8	2	–	–	–	–	–	1
Itatiba	815	776	797	762	672	644	124	113	1	5	18	14	1	1
Itatinga	120	112	115	101	104	88	11	13	–	–	5	11	1	–
Itirapina	86	92	86	92	73	82	11	9	2	1	–	–	1	2
Itirapuã	7	2	7	2	5	2	2	–	–	–	–	–	–	–
Itobi	5	12	5	12	5	8	–	4	–	–	–	–	–	–
Itu	898	710	827	645	642	527	177	115	8	3	71	65	5	3
Itupeva	474	432	474	432	407	361	62	69	5	2	–	–	4	4
Ituverava	275	196	98	83	88	61	10	22	–	–	177	113	1	–
Jaborandi-SP	15	8	15	8	12	8	3	–	–	–	–	–	–	–
Jaboticabal	272	227	134	129	103	95	31	33	–	1	138	98	1	–
Jacareí	1.462	1.346	1.033	1.042	777	831	195	181	61	30	429	304	9	6
Jaci	83	153	83	153	77	140	6	12	–	1	–	–	–	–
Jacupiranga	33	22	33	22	28	20	3	2	2	–	–	–	–	–
Jaguariúna	470	444	470	444	382	331	81	107	7	6	–	–	2	1
Jales	214	202	160	159	120	93	40	64	–	2	54	43	1	–
Jambeiro	68	50	68	50	60	43	7	2	1	5	–	–	–	–
Jandira	260	186	260	186	204	145	52	36	4	5	–	–	2	–
Jardinópolis-SP	120	104	120	104	92	75	28	28	–	1	–	–	–	2
Jarinu	180	210	180	210	155	176	24	32	1	2	–	–	1	2
Jaú	525	529	467	479	357	356	106	121	4	2	58	50	4	2
Jeriquara	12	6	12	6	11	3	1	3	–	–	–	–	–	–
Joanópolis	16	16	16	16	15	16	1	–	–	–	–	–	–	–
João Ramalho	5	2	5	2	5	1	–	1	–	–	–	–	–	–
José Bonifácio	219	264	182	240	147	214	31	25	4	1	37	24	1	2
Júlio Mesquita	14	8	14	8	14	8	–	–	–	–	–	–	–	–
Jumirim	12	24	12	24	12	22	–	2	–	–	–	–	–	–
Jundiaí	3.444	3.052	3.223	2.919	2.546	2.290	634	580	43	49	221	133	12	11

Capítulo 58 - Estatísticas Municipais

58.1 - Estatísticas municipais de acidentes do trabalho, por situação do registro e motivo - 2014/2015

(continuação)

MUNICÍPIO	ESTATÍSTICAS DE ACIDENTES DO TRABALHO													
	Total		Com CAT Registrada								Sem CAT Registrada		Óbito	
			Total		Motivo									
					Típico		Trajeto		Doença do Trabalho					
	2014	2015	2014	2015	2014	2015	2014	2015	2014	2015	2014	2015	2014	2015
Junqueirópolis	141	62	141	62	122	47	18	15	1	–	–	–	–	–
Juquiá	17	21	17	21	15	17	2	3	–	1	–	–	1	–
Juquitiba	42	39	42	39	31	33	11	5	–	1	–	–	–	3
Lagoinha	10	6	10	6	9	5	1	1	–	–	–	–	–	–
Laranjal Paulista	264	234	213	200	192	181	19	19	2	–	51	34	–	1
Lavínia	9	13	9	13	8	11	1	2	–	–	–	–	–	–
Lavrinhas	17	7	17	7	13	4	4	3	–	–	–	–	–	–
Leme	481	364	209	176	168	129	41	46	–	1	272	188	4	2
Lençóis Paulista	608	549	579	517	499	443	75	73	5	1	29	32	–	1
Limeira	2.522	2.044	2.167	1.732	1.709	1.271	395	376	63	85	355	312	8	1
Lindóia	23	9	23	9	19	9	4	–	–	–	–	–	–	–
Lins	752	662	510	469	423	371	84	83	3	15	242	193	1	2
Lorena	563	522	535	512	397	364	134	144	4	4	28	10	–	2
Lourdes	–	1	–	1	–	1	–	–	–	–	–	–	–	–
Louveira	406	360	406	360	345	301	58	57	3	2	–	–	2	1
Lucélia	149	120	131	104	124	91	7	12	–	1	18	16	–	–
Lucianópolis	5	14	5	14	5	14	–	–	–	–	–	–	–	–
Luís Antônio	75	89	75	89	74	86	1	3	–	–	–	–	1	–
Luiziânia	5	4	5	4	5	4	–	–	–	–	–	–	–	–
Lupércio	4	3	4	3	4	3	–	–	–	–	–	–	–	–
Lutécia	3	4	3	4	3	3	–	1	–	–	–	–	–	–
Macatuba	66	65	66	65	63	55	3	10	–	–	–	–	–	2
Macaubal	7	10	7	10	7	8	–	2	–	–	–	–	–	–
Macedônia	11	12	11	12	10	10	1	2	–	–	–	–	–	–
Magda	10	5	10	5	10	3	–	2	–	–	–	–	–	–
Mairinque	124	102	124	102	95	81	27	21	2	–	–	–	1	3
Mairiporã	204	142	204	142	167	105	31	34	6	3	–	–	2	2
Manduri	17	17	17	17	13	10	4	7	–	–	–	–	2	–
Marabá Paulista	4	8	4	8	4	7	–	1	–	–	–	–	–	–
Maracaí	51	44	51	44	45	40	6	3	–	1	–	–	–	–
Marapoama	24	22	24	22	22	22	2	–	–	–	–	–	–	–
Mariápolis	7	1	7	1	7	1	–	–	–	–	–	–	–	–
Marília	1.261	1.084	1.161	1.045	879	784	279	259	3	2	100	39	1	1
Marinópolis	3	–	3	–	1	–	2	–	–	–	–	–	1	–
Martinópolis	72	52	45	41	42	39	3	1	–	1	27	11	1	–
Matão	761	690	676	629	585	546	90	81	1	2	85	61	7	1
Mauá	2.148	1.806	1.897	1.615	1.438	1.241	366	313	93	61	251	191	4	5
Mendonça	18	22	18	22	17	18	1	4	–	–	–	–	–	1
Meridiano	29	52	29	52	27	49	2	3	–	–	–	–	–	–
Mesópolis	1	1	1	1	1	1	–	–	–	–	–	–	–	–
Miguelópolis	32	24	32	24	30	21	2	3	–	–	–	–	–	2
Mineiros do Tietê	9	17	9	17	8	15	1	2	–	–	–	–	–	–
Miracatu	49	49	49	49	42	42	7	6	–	1	–	–	1	3
Mira Estrela	11	2	11	2	11	2	–	–	–	–	–	–	1	–
Mirandópolis	84	90	78	82	71	69	7	12	–	1	6	8	–	–
Mirante do Paranapanema	54	35	54	35	50	29	4	6	–	–	–	–	–	–
Mirassol	626	448	594	430	455	346	137	83	2	1	32	18	3	2
Mirassolândia	12	10	12	10	12	10	–	–	–	–	–	–	–	–
Mococa	244	228	231	198	190	159	41	37	–	2	13	30	1	3
Moji das Cruzes	1.639	1.573	1.411	1.392	1.094	1.095	302	278	15	19	228	181	9	9
Moji-Guaçu	1.912	1.619	1.672	1.392	1.262	1.027	361	336	49	29	240	227	4	3
Moji-Mirim	1.420	1.214	931	891	714	684	208	200	9	7	489	323	8	2
Mombuca	6	15	6	15	3	14	3	1	–	–	–	–	–	–
Monções	4	13	4	13	4	13	–	–	–	–	–	–	–	–
Mongaguá	97	83	97	83	72	61	24	20	1	2	–	–	1	–
Monte Alegre do Sul	22	13	22	13	15	8	4	5	3	–	–	–	–	–
Monte Alto	186	157	138	107	104	82	34	25	–	–	48	50	1	1
Monte Aprazível	69	82	55	68	50	60	3	8	2	–	14	14	1	2
Monte Azul Paulista	36	43	36	43	27	36	8	6	1	1	–	–	–	–
Monte Castelo-SP	4	3	4	3	3	3	1	–	–	–	–	–	–	–
Monteiro Lobato	7	10	7	10	5	8	1	2	1	–	–	–	–	–
Monte Mor	311	238	311	238	257	194	33	33	21	11	–	–	–	2
Morro Agudo	113	132	99	125	97	115	2	8	–	2	14	7	–	1
Morungaba	64	64	64	64	53	56	10	8	1	–	–	–	–	–
Motuca	5	7	5	7	4	7	1	–	–	–	–	–	–	1
Murutinga do Sul	3	6	3	6	3	4	–	2	–	–	–	–	–	–
Nantes	3	6	3	6	3	6	–	–	–	–	–	–	–	–

Capítulo 58 - Estatísticas Municipais

58.1 - Estatísticas municipais de acidentes do trabalho, por situação do registro e motivo - 2014/2015

(continuação)

MUNICÍPIO	ESTATÍSTICAS DE ACIDENTES DO TRABALHO													
	Total		Com CAT Registrada								Sem CAT Registrada		Óbito	
			Total		Motivo									
					Típico		Trajeto		Doença do Trabalho					
	2014	2015	2014	2015	2014	2015	2014	2015	2014	2015	2014	2015	2014	2015
Narandiba	73	65	73	65	64	63	9	2	–	–	–	–	–	–
Natividade da Serra	2	4	2	4	2	3	–	1	–	–	–	–	–	–
Nazaré Paulista	51	38	51	38	41	24	8	14	2	–	–	–	1	1
Neves Paulista	22	22	22	22	16	19	6	3	–	–	–	–	–	1
Nhandeara	31	27	23	23	18	20	5	3	–	–	8	4	1	–
Nipoã	6	9	6	9	5	9	1	–	–	–	–	–	–	–
Nova Aliança	74	54	74	54	43	35	6	5	25	14	–	–	1	–
Nova Campina	27	32	27	32	22	31	5	1	–	–	–	–	–	–
Nova Canaã Paulista	1	1	1	1	1	1	–	–	–	–	–	–	–	–
Nova Castilho	1	–	1	–	1	–	–	–	–	–	–	–	–	–
Nova Europa	77	55	77	55	73	50	4	5	–	–	–	–	–	1
Nova Granada	53	53	53	53	47	43	6	10	–	–	–	–	–	1
Nova Guataporanga	–	4	–	4	–	4	–	–	–	–	–	–	–	–
Nova Independência	14	11	14	11	13	11	1	–	–	–	–	–	–	–
Novais	2	8	2	8	2	6	–	2	–	–	–	–	–	–
Nova Luzitânia	1	–	1	–	1	–	–	–	–	–	–	–	–	–
Nova Odessa	699	480	596	432	477	319	106	108	13	5	103	48	1	1
Novo Horizonte-SP	208	210	173	178	155	158	18	20	–	–	35	32	1	2
Nuporanga	67	76	67	76	60	56	1	3	6	17	–	–	–	–
Ocauçu	10	6	10	6	9	6	1	–	–	–	–	–	–	–
Óleo	3	2	3	2	2	2	1	–	–	–	–	–	–	–
Olímpia	402	238	266	201	233	182	33	18	–	1	136	37	3	2
Onda Verde	121	107	121	107	119	100	2	6	–	1	–	–	–	–
Oriente	17	10	17	10	14	9	3	1	–	–	–	–	1	–
Orindiúva	70	55	70	55	67	52	3	2	–	1	–	–	–	–
Orlândia	229	198	213	192	155	146	58	45	–	1	16	6	2	–
Osasco	2.728	2.359	2.097	1.863	1.535	1.350	481	466	81	47	631	496	7	5
Oscar Bressane	2	2	2	2	2	1	–	1	–	–	–	–	–	–
Osvaldo Cruz	91	96	81	78	68	58	12	20	1	–	10	18	2	–
Ourinhos	357	311	321	267	249	211	71	53	1	3	36	44	3	–
Ouroeste	68	90	68	90	65	84	3	6	–	–	–	–	–	1
Ouro Verde-SP	8	7	8	7	7	5	1	2	–	–	–	–	1	–
Pacaembu	18	13	18	13	16	11	2	2	–	–	–	–	–	–
Palestina-SP	29	42	29	42	23	37	6	5	–	–	–	–	–	–
Palmares Paulista	19	20	19	20	15	19	4	1	–	–	–	–	–	–
Palmeira d'Oeste	1	2	1	2	1	2	–	–	–	–	–	–	–	1
Palmital-SP	39	57	28	49	26	42	2	7	–	–	11	8	–	1
Panorama	36	34	36	34	30	26	6	8	–	–	–	–	–	1
Paraguaçu Paulista	268	267	249	246	225	226	23	19	1	1	19	21	–	2
Paraibuna	58	30	58	30	35	25	22	5	1	–	–	–	5	1
Paraíso-SP	16	17	16	17	14	15	2	2	–	–	–	–	–	–
Paranapanema	36	30	36	30	30	25	6	5	–	–	–	–	1	–
Paranapuã	4	6	4	6	4	6	–	–	–	–	–	–	–	–
Parapuã	67	63	67	63	64	59	3	4	–	–	–	–	–	–
Pardinho	35	21	35	21	29	19	5	1	1	1	–	–	–	–
Pariquera-Açu	67	70	67	70	50	60	16	9	1	1	–	–	1	–
Parisi	3	3	3	3	–	2	3	1	–	–	–	–	–	–
Patrocínio Paulista	92	65	92	65	89	55	3	9	–	1	–	–	–	2
Paulicéia	80	73	80	73	66	70	14	3	–	–	–	–	–	–
Paulínia	740	716	740	716	599	583	131	120	10	13	–	–	4	1
Paulistânia	–	6	–	6	–	5	–	–	–	1	–	–	–	–
Paulo de Faria	11	10	11	10	10	7	1	3	–	–	–	–	–	–
Pederneiras	466	407	416	348	322	264	94	83	–	1	50	59	1	3
Pedra Bela	3	6	3	6	2	6	1	–	–	–	–	–	–	–
Pedranópolis	–	6	–	6	–	5	–	1	–	–	–	–	–	–
Pedregulho	82	63	82	63	76	58	6	5	–	–	–	–	2	2
Pedreira	391	388	337	327	252	239	83	82	2	6	54	61	1	2
Pedrinhas Paulista	8	8	8	8	8	8	–	–	–	–	–	–	–	–
Pedro de Toledo	13	14	13	14	11	10	2	4	–	–	–	–	1	–
Penápolis	527	487	473	434	332	300	141	130	–	4	54	53	2	2
Pereira Barreto	122	139	120	134	105	109	12	25	3	–	2	5	–	2
Pereiras	17	29	17	29	13	28	3	1	1	–	–	–	–	–
Peruíbe	83	66	83	66	53	46	27	19	3	1	–	–	–	–
Piacatu	7	11	7	11	5	8	2	3	–	–	–	–	–	1
Piedade	128	102	128	102	101	76	25	25	2	1	–	–	1	2
Pilar do Sul	75	68	75	68	56	58	17	10	2	–	–	–	1	–
Pindamonhangaba	1.061	814	873	707	547	467	153	133	173	107	188	107	–	2

Capítulo 58 - Estatísticas Municipais

58.1 - Estatísticas municipais de acidentes do trabalho, por situação do registro e motivo - 2014/2015

(continuação)

MUNICÍPIO	ESTATÍSTICAS DE ACIDENTES DO TRABALHO													
	Total		Com CAT Registrada								Sem CAT Registrada		Óbito	
			Total		Motivo									
					Típico		Trajeto		Doença do Trabalho					
	2014	2015	2014	2015	2014	2015	2014	2015	2014	2015	2014	2015	2014	2015
Pindorama	148	131	148	131	136	123	11	8	1	–	–	–	–	1
Pinhalzinho-SP	23	22	23	22	14	15	4	7	5	–	–	–	1	–
Piquerobi	9	5	9	5	9	4	–	1	–	–	–	–	–	–
Piquete	60	58	60	58	45	48	15	10	–	–	–	–	–	–
Piracaia	106	78	106	78	93	56	13	22	–	–	–	–	1	1
Piracicaba	4.526	3.678	3.889	3.127	3.068	2.468	616	582	205	77	637	551	6	8
Piraju	143	112	125	104	101	79	24	25	–	–	18	8	1	2
Pirajuí	57	55	41	52	36	48	5	4	–	–	16	3	–	1
Pirangi	12	8	12	8	11	7	1	1	–	–	–	–	–	–
Pirapora do Bom Jesus	17	10	17	10	7	6	9	4	1	–	–	–	–	–
Pirapozinho	39	30	39	30	29	25	9	4	1	1	–	–	–	1
Pirassununga	489	392	364	259	317	222	45	36	2	1	125	133	3	3
Piratininga	35	30	35	30	30	25	5	5	–	–	–	–	–	–
Pitangueiras-SP	307	288	259	251	242	230	13	19	4	2	48	37	–	–
Planalto-SP	32	27	32	27	23	21	9	6	–	–	–	–	–	2
Platina	1	2	1	2	1	2	–	–	–	–	–	–	–	–
Poá	209	160	209	160	168	124	38	33	3	3	–	–	1	–
Poloni	14	16	14	16	12	16	2	–	–	–	–	–	–	1
Pompéia	121	105	121	105	98	85	23	19	–	1	–	–	–	1
Pongaí	2	8	2	8	2	8	–	–	–	–	–	–	–	–
Pontal	132	106	132	106	125	96	7	10	–	–	–	–	–	1
Pontalinda	–	2	–	2	–	2	–	–	–	–	–	–	–	1
Pontes Gestal	66	87	66	87	62	86	4	1	–	–	–	–	–	–
Populina	6	4	6	4	4	2	–	1	2	1	–	–	–	–
Porangaba	14	8	14	8	11	7	3	1	–	–	–	–	1	–
Porto Feliz	206	181	206	181	168	151	34	28	4	2	–	–	1	3
Porto Ferreira	291	216	132	117	104	92	28	24	–	1	159	99	1	–
Potim	16	21	16	21	14	11	2	10	–	–	–	–	–	1
Potirendaba	105	103	105	103	93	96	12	4	–	3	–	–	–	1
Pracinha	1	2	1	2	–	2	1	–	–	–	–	–	–	–
Pradópolis	72	43	72	43	69	37	3	6	–	–	–	–	1	–
Praia Grande-SP	723	609	594	519	430	359	151	157	13	3	129	90	4	3
Pratânia	20	29	20	29	19	20	1	9	–	–	–	–	–	–
Presidente Alves	4	8	4	8	4	7	–	1	–	–	–	–	–	–
Presidente Bernardes-SP	18	17	18	17	16	13	2	4	–	–	–	–	–	–
Presidente Epitácio	211	198	89	80	70	64	17	14	2	2	122	118	1	–
Presidente Prudente	1.223	1.019	958	864	716	664	229	186	13	14	265	155	4	–
Presidente Venceslau	109	78	78	45	63	32	14	13	1	–	31	33	–	–
Promissão	310	254	289	247	265	226	23	16	1	5	21	7	1	–
Quadra	5	4	5	4	4	3	1	1	–	–	–	–	–	–
Quatá	74	72	74	72	70	69	4	3	–	–	–	–	–	–
Queiroz	23	28	23	28	23	28	–	–	–	–	–	–	–	–
Queluz	39	31	39	31	35	28	4	3	–	–	–	–	–	–
Quintana	12	18	12	18	12	16	–	2	–	–	–	–	–	1
Rafard	86	59	86	59	75	54	11	4	–	1	–	–	1	–
Rancharia	137	130	120	110	113	98	6	11	1	1	17	20	4	–
Redenção da Serra	5	9	5	9	4	6	1	3	–	–	–	–	–	1
Regente Feijó	59	50	59	50	52	41	7	8	–	1	–	–	–	–
Reginópolis	13	16	13	16	12	14	1	2	–	–	–	–	–	2
Registro	301	237	163	131	116	109	41	21	6	1	138	106	2	1
Restinga	14	22	14	22	12	21	1	1	1	–	–	–	1	–
Ribeira	2	–	2	–	2	–	–	–	–	–	–	–	–	–
Ribeirão Bonito	36	26	36	26	32	23	4	3	–	–	–	–	–	–
Ribeirão Branco	10	23	10	23	7	18	2	5	1	–	–	–	1	–
Ribeirão Corrente	3	4	3	4	2	2	1	2	–	–	–	–	–	–
Ribeirão do Sul	2	3	2	3	2	3	–	–	–	–	–	–	–	–
Ribeirão dos Índios	3	2	3	2	2	1	1	1	–	–	–	–	–	–
Ribeirão Grande	19	11	19	11	14	6	4	5	1	–	–	–	–	–
Ribeirão Pires	565	472	479	399	373	306	94	82	12	11	86	73	2	2
Ribeirão Preto	4.576	3.954	3.951	3.570	2.757	2.469	1.136	1.050	58	51	625	384	14	8
Riversul	2	6	2	6	2	2	–	4	–	–	–	–	–	–
Rifaina	19	21	19	21	17	18	2	3	–	–	–	–	–	1
Rincão	34	25	34	25	32	23	2	2	–	–	–	–	–	–
Rinópolis	28	20	28	20	21	18	7	2	–	–	–	–	–	–
Rio Claro-SP	2.464	2.302	2.163	1.971	1.434	1.230	592	559	137	182	301	331	4	5
Rio das Pedras	559	320	471	310	396	268	45	31	30	11	88	10	2	2
Rio Grande da Serra	75	89	75	89	52	69	21	17	2	3	–	–	–	–

Capítulo 58 - Estatísticas Municipais

58.1 - Estatísticas municipais de acidentes do trabalho, por situação do registro e motivo - 2014/2015

(continuação)

MUNICÍPIO	ESTATÍSTICAS DE ACIDENTES DO TRABALHO													
	Total		Com CAT Registrada								Sem CAT Registrada		Óbito	
			Total		Motivo									
					Típico		Trajeto		Doença do Trabalho					
	2014	2015	2014	2015	2014	2015	2014	2015	2014	2015	2014	2015	2014	2015
Riolândia	13	10	13	10	13	9	–	–	–	1	–	–	–	1
Rosana	86	74	73	65	61	55	9	7	3	3	13	9	–	1
Roseira	50	45	50	45	42	35	8	9	–	1	–	–	–	–
Rubiácea	9	10	9	10	9	9	–	1	–	–	–	–	–	–
Rubinéia	4	14	4	14	2	14	2	–	–	–	–	–	–	–
Sabino	7	8	7	8	6	7	1	1	–	–	–	–	–	–
Sagres	7	16	7	16	7	16	–	–	–	–	–	–	–	–
Sales	3	10	3	10	3	9	–	1	–	–	–	–	–	–
Sales Oliveira	40	27	40	27	26	25	14	2	–	–	–	–	1	–
Salesópolis	13	13	13	13	10	11	2	2	1	–	–	–	–	–
Salmourão	12	14	12	14	10	11	2	3	–	–	–	–	–	–
Saltinho-SP	65	34	65	34	60	32	5	2	–	–	–	–	–	1
Salto	621	556	522	439	408	365	101	74	13	–	99	117	2	–
Salto de Pirapora	74	48	74	48	58	33	16	15	–	–	–	–	–	2
Salto Grande	13	20	13	20	12	18	1	2	–	–	–	–	–	2
Sandovalina	35	31	35	31	34	29	1	2	–	–	–	–	–	–
Santa Adélia	38	55	38	55	34	51	4	3	–	1	–	–	–	1
Santa Albertina	12	11	12	11	10	10	2	1	–	–	–	–	–	–
Santa Bárbara d'Oeste	1.785	1.550	1.701	1.441	1.323	1.111	364	323	14	7	84	109	2	3
Santa Branca	50	30	50	30	31	24	10	6	9	–	–	–	2	–
Santa Clara d'Oeste	22	7	22	7	19	7	3	–	–	–	–	–	–	–
Santa Cruz da Conceição	17	13	17	13	8	6	–	–	9	7	–	–	–	–
Santa Cruz da Esperança	5	1	5	1	3	1	2	–	–	–	–	–	–	–
Santa Cruz das Palmeiras	77	68	58	38	53	35	5	3	–	–	19	30	–	–
Santa Cruz do Rio Pardo	200	167	129	144	113	120	15	23	1	1	71	23	1	1
Santa Ernestina	9	4	9	4	8	4	1	–	–	–	–	–	–	–
Santa Fé do Sul	213	173	194	151	145	111	49	40	–	–	19	22	1	1
Santa Gertrudes	311	231	311	231	239	184	69	42	3	5	–	–	2	1
Santa Isabel-SP	206	168	206	168	177	139	28	26	1	3	–	–	4	–
Santa Lúcia-SP	14	8	14	8	13	8	1	–	–	–	–	–	–	–
Santa Maria da Serra	36	18	36	18	33	17	3	1	–	–	–	–	–	–
Santa Mercedes	9	18	9	18	8	15	1	3	–	–	–	–	–	–
Santana da Ponte Pensa	2	4	2	4	1	3	1	1	–	–	–	–	–	–
Santana de Parnaíba	655	579	530	454	436	378	86	72	8	4	125	125	5	2
Santa Rita d'Oeste	2	2	2	2	1	–	1	2	–	–	–	–	1	–
Santa Rita do Passa Quatro	76	42	76	42	71	38	5	4	–	–	–	–	–	–
Santa Rosa de Viterbo	100	52	100	52	86	46	14	6	–	–	–	–	1	1
Santa Salete	–	1	–	1	–	1	–	–	–	–	–	–	–	–
Santo Anastácio	42	44	35	39	29	35	4	3	2	1	7	5	–	1
Santo André-SP	3.965	3.680	3.414	3.139	2.612	2.353	657	691	145	95	551	541	7	6
Santo Antônio da Alegria	18	8	18	8	17	5	1	–	–	3	–	–	–	–
Santo Antônio de Posse	79	85	79	85	62	71	17	12	–	2	–	–	–	1
Santo Antônio do Aracanguá	18	21	18	21	17	20	1	1	–	–	–	–	–	1
Santo Antônio do Jardim	12	5	12	5	10	3	2	2	–	–	–	–	–	–
Santo Antônio do Pinhal	5	7	5	7	3	5	2	2	–	–	–	–	–	–
Santo Expedito	2	1	2	1	1	1	–	–	1	–	–	–	–	–
Santópolis do Aguapeí	2	6	2	6	–	4	2	2	–	–	–	–	–	–
Santos	2.472	2.318	2.168	2.054	1.492	1.437	629	581	47	36	304	264	11	7
São Bento do Sapucaí	11	14	11	14	7	9	4	5	–	–	–	–	–	–
São Bernardo do Campo	6.558	5.277	5.569	4.609	4.273	3.454	925	856	371	299	989	668	16	14
São Caetano do Sul	1.661	1.334	1.479	1.202	1.094	928	275	203	110	71	182	132	3	1
São Carlos-SP	1.645	1.499	1.474	1.356	1.161	1.042	303	305	10	9	171	143	1	2
São Francisco-SP	2	2	2	2	–	–	2	2	–	–	–	–	–	–
São João da Boa Vista	585	487	354	340	280	289	69	47	5	4	231	147	3	1
São João das Duas Pontes	3	2	3	2	2	1	1	1	–	–	–	–	–	–
São João de Iracema	2	3	2	3	1	2	1	1	–	–	–	–	–	–
São João do Pau d'Alho	3	6	3	6	3	5	–	1	–	–	–	–	–	–
São Joaquim da Barra	223	198	208	175	169	140	39	32	–	3	15	23	2	–
São José da Bela Vista	9	12	9	12	9	9	–	3	–	–	–	–	–	–
São José do Barreiro	2	2	2	2	2	2	–	–	–	–	–	–	–	–
São José do Rio Pardo	307	290	183	186	157	162	25	23	1	1	124	104	–	–
São José do Rio Preto	5.101	4.395	4.842	4.222	3.510	2.985	1.270	1.202	62	35	259	173	8	8
São José dos Campos	5.345	4.531	4.473	3.670	3.232	2.743	750	691	491	236	872	861	9	5
São Lourenço da Serra	39	31	39	31	33	18	3	12	3	1	–	–	–	–
São Luís do Paraitinga	24	17	24	17	12	16	10	1	2	–	–	–	–	–
São Manuel	145	121	113	99	101	92	11	7	1	–	32	22	–	1
São Miguel Arcanjo	55	40	55	40	45	34	10	6	–	–	–	–	–	–

Capítulo 58 - Estatísticas Municipais

58.1 - Estatísticas municipais de acidentes do trabalho, por situação do registro e motivo - 2014/2015

(continuação)

MUNICÍPIO	ESTATÍSTICAS DE ACIDENTES DO TRABALHO													
	Total		Com CAT Registrada								Sem CAT Registrada		Óbito	
			Total		Motivo									
					Típico		Trajeto		Doença do Trabalho					
	2014	2015	2014	2015	2014	2015	2014	2015	2014	2015	2014	2015	2014	2015
São Paulo	62.740	54.942	53.864	48.387	37.501	34.001	14.350	12.812	2.013	1.574	8.876	6.555	117	129
São Pedro-SP	113	113	104	101	85	86	19	15	–	–	9	12	–	–
São Pedro do Turvo	23	12	23	12	22	10	1	2	–	–	–	–	–	–
São Roque	802	496	310	288	262	228	44	60	4	–	492	208	1	1
São Sebastião-SP	303	268	247	239	197	187	50	49	–	3	56	29	2	1
São Sebastião da Grama	23	21	23	21	22	20	1	1	–	–	–	–	1	–
São Simão-SP	79	68	51	45	45	43	6	1	–	1	28	23	1	–
São Vicente-SP	702	571	471	441	267	245	200	190	4	6	231	130	5	2
Sarapuí	33	22	33	22	23	19	10	3	–	–	–	–	–	1
Sarutaiá	4	13	4	13	3	1	1	12	–	–	–	–	–	1
Sebastianópolis do Sul	55	41	55	41	54	37	1	2	–	2	–	–	–	–
Serra Azul	6	8	6	8	5	6	1	2	–	–	–	–	–	–
Serrana	112	62	63	44	56	36	7	8	–	–	49	18	–	–
Serra Negra	46	32	46	32	32	23	12	9	2	–	–	–	–	–
Sertãozinho-SP	1.084	872	851	661	702	529	146	128	3	4	233	211	3	9
Sete Barras	8	16	8	16	5	9	3	5	–	2	–	–	–	1
Severínia	30	35	30	35	29	35	1	–	–	–	–	–	–	–
Silveiras	7	6	7	6	7	3	–	3	–	–	–	–	–	–
Socorro	139	134	112	120	82	88	29	32	1	–	27	14	–	1
Sorocaba	3.705	3.045	3.164	2.732	2.399	2.030	683	633	82	69	541	313	7	11
Sud Mennucci	53	51	53	51	48	49	5	2	–	–	–	–	–	–
Sumaré	1.273	1.076	1.145	968	897	743	216	196	32	29	128	108	5	5
Suzano	1.150	995	735	702	593	581	135	115	7	6	415	293	–	1
Suzanápolis	36	50	36	50	35	49	1	1	–	–	–	–	1	–
Tabapuã	12	16	12	16	11	14	1	2	–	–	–	–	–	1
Tabatinga-SP	29	22	29	22	24	17	5	5	–	–	–	–	–	–
Taboão da Serra	942	793	770	597	596	459	146	130	28	8	172	196	2	2
Taciba	4	2	4	2	2	1	2	1	–	–	–	–	–	–
Taguaí	10	11	10	11	9	11	1	–	–	–	–	–	–	–
Taiaçu	2	1	2	1	2	–	–	1	–	–	–	–	–	–
Taiúva	5	11	5	11	5	9	–	2	–	–	–	–	–	–
Tambaú	139	132	139	132	124	113	15	19	–	–	–	–	–	1
Tanabi	174	169	161	160	131	139	30	20	–	1	13	9	–	1
Tapiraí-SP	9	10	9	10	8	7	1	3	–	–	–	–	–	–
Tapiratiba	84	73	84	73	84	73	–	–	–	–	–	–	–	–
Taquaral	6	28	6	28	6	28	–	–	–	–	–	–	–	–
Taquaritinga	126	140	113	131	88	98	25	30	–	3	13	9	4	–
Taquarituba	73	78	38	55	36	46	2	7	–	2	35	23	–	1
Taquarivaí	31	27	31	27	25	26	–	1	6	–	–	–	–	1
Tarabaí	4	8	4	8	3	5	1	3	–	–	–	–	–	–
Tarumã	155	81	155	81	143	78	11	3	1	–	–	–	–	–
Tatuí	979	707	768	551	608	438	148	110	12	3	211	156	4	1
Taubaté	2.150	1.585	1.715	1.299	1.216	934	382	337	117	28	435	286	3	5
Tejupá	5	6	5	6	5	6	–	–	–	–	–	–	–	–
Teodoro Sampaio-SP	85	53	85	53	68	43	11	10	6	–	–	–	–	–
Terra Roxa-SP	28	20	28	20	27	14	1	6	–	–	–	–	–	–
Tietê	289	291	261	256	217	224	37	32	7	–	28	35	–	3
Timburi	4	–	4	–	4	–	–	–	–	–	–	–	–	–
Torre de Pedra	3	5	3	5	1	5	2	–	–	–	–	–	–	1
Torrinha	11	13	11	13	9	12	2	1	–	–	–	–	–	–
Trabiju	2	9	2	9	2	9	–	–	–	–	–	–	–	–
Tremembé	80	87	80	87	64	67	16	18	–	2	–	–	2	–
Três Fronteiras	5	7	5	7	4	6	1	1	–	–	–	–	–	–
Tuiuti	12	8	12	8	10	7	2	1	–	–	–	–	–	–
Tupã	265	253	219	198	164	150	54	48	1	–	46	55	1	1
Tupi Paulista	28	21	28	21	22	18	6	3	–	–	–	–	1	–
Turiúba	5	2	5	2	2	1	3	1	–	–	–	–	–	–
Turmalina-SP	4	2	4	2	4	2	–	–	–	–	–	–	–	–
Ubarana	31	19	31	19	29	17	2	2	–	–	–	–	–	1
Ubatuba	145	182	117	153	87	119	30	34	–	–	28	29	1	3
Ubirajara	7	5	7	5	6	5	1	–	–	–	–	–	–	–
Uchoa	11	13	11	13	6	11	5	2	–	–	–	–	–	1
União Paulista	2	2	2	2	1	1	1	1	–	–	–	–	–	–
Urânia	7	13	7	13	4	10	3	3	–	–	–	–	–	–
Uru	5	4	5	4	5	4	–	–	–	–	–	–	–	–
Urupês	27	13	27	13	21	12	6	1	–	–	–	–	–	–
Valentim Gentil	59	36	59	36	50	31	9	5	–	–	–	–	–	–

Capítulo 58 - Estatísticas Municipais

58.1 - Estatísticas municipais de acidentes do trabalho, por situação do registro e motivo - 2014/2015

(continuação)

MUNICÍPIO	ESTATÍSTICAS DE ACIDENTES DO TRABALHO													
	Total		Com CAT Registrada								Sem CAT Registrada		Óbito	
			Total		Motivo									
					Típico		Trajeto		Doença do Trabalho					
	2014	2015	2014	2015	2014	2015	2014	2015	2014	2015	2014	2015	2014	2015
Valinhos	842	683	785	650	639	524	136	114	10	12	57	33	3	1
Valparaíso	209	172	200	163	183	153	17	10	–	–	9	9	–	3
Vargem-SP	9	8	9	8	5	6	4	2	–	–	–	–	–	–
Vargem Grande do Sul	41	64	41	64	36	37	4	27	1	–	–	–	–	1
Vargem Grande Paulista	120	124	120	124	96	104	23	20	1	–	–	–	–	2
Várzea Paulista	437	385	391	364	277	256	91	87	23	21	46	21	1	–
Vera Cruz-SP	4	6	4	6	4	4	–	2	–	–	–	–	–	–
Vinhedo	835	727	835	727	720	607	105	114	10	6	–	–	2	3
Viradouro	34	26	34	26	31	23	2	3	1	–	–	–	–	–
Vista Alegre do Alto	56	53	56	53	52	53	3	–	1	–	–	–	–	–
Vitória Brasil	–	3	–	3	–	2	–	1	–	–	–	–	–	–
Votorantim	332	280	294	237	208	188	79	47	7	2	38	43	2	1
Votuporanga	1.080	1.024	1.028	967	771	721	251	229	6	17	52	57	3	2
Zacarias	6	4	6	4	6	3	–	1	–	–	–	–	–	–
Chavantes	26	20	26	20	25	19	1	1	–	–	–	–	–	–
Estiva Gerbi	65	41	65	41	56	36	9	5	–	–	–	–	–	1
Ignorado São Paulo	268	229	42	34	15	13	27	20	–	1	226	195	1	1
Paraná	**52.977**	**47.337**	**42.992**	**39.756**	**33.903**	**31.468**	**7.960**	**7.461**	**1.129**	**827**	**9.985**	**7.581**	**231**	**212**
Abatiá	3	15	3	15	3	14	–	–	–	1	–	–	1	–
Adrianópolis	53	38	53	38	46	33	7	5	–	–	–	–	–	–
Agudos do Sul	15	8	15	8	14	7	1	1	–	–	–	–	1	–
Almirante Tamandaré	175	164	175	164	126	124	43	38	6	2	–	–	3	2
Altamira do Paraná	–	2	–	2	–	1	–	1	–	–	–	–	–	–
Altônia	20	11	20	11	12	9	8	2	–	–	–	–	1	1
Alto Paraná	28	20	28	20	23	16	5	4	–	–	–	–	–	1
Alto Piquiri	7	9	7	9	6	9	1	–	–	–	–	–	–	–
Alvorada do Sul	12	13	12	13	11	11	1	2	–	–	–	–	–	–
Amaporã	7	3	7	3	6	3	1	–	–	–	–	–	–	–
Ampére	30	26	30	26	23	14	7	11	–	1	–	–	–	1
Anahy	–	4	–	4	–	4	–	–	–	–	–	–	–	–
Andirá	125	81	41	42	38	36	3	6	–	–	84	39	–	2
Ângulo	2	4	2	4	2	4	–	–	–	–	–	–	–	–
Antonina	19	19	19	19	17	16	2	3	–	–	–	–	–	–
Antônio Olinto	6	4	6	4	5	4	1	–	–	–	–	–	–	–
Apucarana	1.208	933	478	436	386	368	91	65	1	3	730	497	1	4
Arapongas	1.033	710	434	344	319	248	110	91	5	5	599	366	–	2
Arapoti	70	86	61	82	53	64	8	17	–	1	9	4	–	2
Arapuã	2	3	2	3	2	3	–	–	–	–	–	–	–	–
Araruna-PR	31	28	31	28	23	21	8	7	–	–	–	–	–	–
Araucária	1.063	871	998	835	827	692	150	136	21	7	65	36	3	3
Ariranha do Ivaí	2	2	2	2	2	2	–	–	–	–	–	–	–	–
Assaí	38	30	38	30	35	25	2	5	1	–	–	–	1	–
Assis Chateaubriand	111	75	56	56	46	45	10	11	–	–	55	19	2	–
Astorga	86	113	85	113	75	101	10	12	–	–	1	–	–	2
Atalaia-PR	10	10	10	10	9	9	1	1	–	–	–	–	–	–
Balsa Nova	48	45	48	45	32	39	16	6	–	–	–	–	2	1
Bandeirantes-PR	91	92	48	52	43	50	5	2	–	–	43	40	1	–
Barbosa Ferraz	14	6	14	6	13	5	1	1	–	–	–	–	–	–
Barracão-PR	9	5	9	5	7	3	2	1	–	1	–	–	–	–
Barra do Jacaré	1	2	1	2	1	1	–	1	–	–	–	–	–	–
Bela Vista do Paraíso	17	15	17	15	13	11	4	4	–	–	–	–	–	–
Bituruna	48	14	48	14	46	14	2	–	–	–	–	–	1	–
Boa Esperança-PR	4	–	4	–	3	–	1	–	–	–	–	–	–	–
Boa Esperança do Iguaçu	2	1	2	1	1	1	1	–	–	–	–	–	–	–
Boa Ventura de São Roque	7	8	7	8	6	8	1	–	–	–	–	–	–	–
Boa Vista da Aparecida	7	3	7	3	7	3	–	–	–	–	–	–	–	1
Bocaiúva do Sul	21	30	21	30	20	26	1	4	–	–	–	–	–	–
Bom Jesus do Sul	1	2	1	2	1	2	–	–	–	–	–	–	–	–
Bom Sucesso-PR	8	6	8	6	8	6	–	–	–	–	–	–	–	–
Bom Sucesso do Sul	4	12	4	12	3	10	1	2	–	–	–	–	–	–
Borrazópolis	1	9	1	9	–	9	1	–	–	–	–	–	–	–
Braganey	6	9	6	9	2	7	4	1	–	1	–	–	–	–
Brasilândia do Sul	6	7	6	7	3	6	3	1	–	–	–	–	–	–
Cafeara	2	4	2	4	2	4	–	–	–	–	–	–	–	–
Cafelândia-PR	85	83	85	83	75	71	10	10	–	2	–	–	1	–
Cafezal do Sul	2	1	2	1	2	–	–	1	–	–	–	–	–	–

Capítulo 58 - Estatísticas Municipais

58.1 - Estatísticas municipais de acidentes do trabalho, por situação do registro e motivo - 2014/2015

(continuação)

MUNICÍPIO	ESTATÍSTICAS DE ACIDENTES DO TRABALHO													
	Total		Com CAT Registrada								Sem CAT Registrada		Óbito	
			Total		Motivo									
					Típico		Trajeto		Doença do Trabalho					
	2014	2015	2014	2015	2014	2015	2014	2015	2014	2015	2014	2015	2014	2015
Califórnia	5	6	5	6	4	6	1	–	–	–	–	–	–	–
Cambará	83	47	52	47	45	37	7	10	–	–	31	–	–	–
Cambé	798	717	436	343	355	273	75	63	6	7	362	374	4	–
Cambira	8	19	8	19	7	16	–	2	1	1	–	–	–	1
Campina da Lagoa	6	7	6	7	5	4	1	2	–	1	–	–	1	–
Campina do Simão	1	5	1	5	1	3	–	2	–	–	–	–	–	1
Campina Grande do Sul	282	248	243	236	204	212	39	21	–	3	39	12	5	1
Campo Bonito	3	5	3	5	2	4	1	1	–	–	–	–	–	–
Campo do Tenente	27	35	27	35	26	34	1	1	–	–	–	–	–	1
Campo Largo	423	419	399	382	326	302	69	78	4	2	24	37	4	1
Campo Magro	60	65	60	65	48	51	12	13	–	1	–	–	1	–
Campo Mourão	620	459	381	314	276	231	95	79	10	4	239	145	5	3
Cândido de Abreu	10	15	10	15	8	13	2	2	–	–	–	–	–	–
Candói	26	17	26	17	19	15	5	2	2	–	–	–	1	3
Cantagalo-PR	10	10	10	10	9	7	1	3	–	–	–	–	1	–
Capanema-PR	58	55	58	55	49	42	6	13	3	–	–	–	–	–
Capitão Leônidas Marques	49	48	49	48	38	38	9	10	2	–	–	–	–	–
Carambeí	107	98	107	98	92	86	9	8	6	4	–	–	–	1
Carlópolis	7	3	7	3	6	3	1	–	–	–	–	–	–	–
Cascavel-PR	2.606	2.436	2.286	2.186	1.872	1.863	391	309	23	14	320	250	11	6
Castro	249	307	146	199	127	177	19	22	–	–	103	108	3	3
Catanduvas-PR	13	12	13	12	10	9	3	3	–	–	–	–	1	–
Centenário do Sul	19	30	19	30	17	24	1	6	1	–	–	–	–	–
Cerro Azul	11	25	11	25	9	23	2	2	–	–	–	–	–	–
Céu Azul	53	57	53	57	47	48	6	9	–	–	–	–	–	–
Chopinzinho	67	40	67	40	51	34	15	6	1	–	–	–	–	1
Cianorte	403	390	372	365	306	280	63	82	3	3	31	25	2	2
Cidade Gaúcha	27	41	27	41	26	36	1	5	–	–	–	–	1	1
Clevelândia	12	9	12	9	8	8	4	1	–	–	–	–	1	–
Colombo	607	534	473	436	353	318	115	114	5	4	134	98	3	1
Colorado-PR	188	196	84	117	77	107	7	10	–	–	104	79	–	1
Congonhinhas	10	2	10	2	8	1	2	1	–	–	–	–	–	–
Conselheiro Mairinck	2	–	2	–	1	–	1	–	–	–	–	–	–	–
Contenda	11	16	11	16	9	12	2	4	–	–	–	–	–	–
Corbélia	30	30	30	30	25	24	5	6	–	–	–	–	–	–
Cornélio Procópio	316	305	192	184	160	150	32	34	–	–	124	121	1	1
Coronel Domingos Soares	3	4	3	4	3	4	–	–	–	–	–	–	–	1
Coronel Vivida	128	108	55	66	44	54	11	10	–	2	73	42	–	–
Corumbataí do Sul	5	3	5	3	4	3	1	–	–	–	–	–	–	–
Cruzeiro do Iguaçu	4	5	4	5	4	5	–	–	–	–	–	–	–	–
Cruzeiro do Oeste	47	40	47	40	39	30	6	6	2	4	–	–	–	–
Cruzeiro do Sul-PR	5	4	5	4	5	4	–	–	–	–	–	–	–	–
Cruz Machado	15	9	15	9	14	7	1	2	–	–	–	–	–	–
Cruzmaltina	3	1	3	1	2	1	1	–	–	–	–	–	–	–
Curitiba	11.816	10.212	10.992	9.665	8.164	7.202	2.363	2.149	465	314	824	547	23	24
Curiúva	16	18	16	18	16	14	–	3	–	1	–	–	1	–
Diamante do Norte	2	3	2	3	2	3	–	–	–	–	–	–	–	–
Diamante do Sul	1	2	1	2	1	1	–	1	–	–	–	–	–	–
Diamante d'Oeste	3	2	3	2	1	1	2	1	–	–	–	–	–	–
Dois Vizinhos	159	108	85	80	67	63	15	15	3	2	74	28	–	1
Douradina-PR	9	16	9	16	7	10	2	6	–	–	–	–	–	1
Doutor Camargo	8	5	8	5	7	3	1	2	–	–	–	–	1	1
Enéas Marques	15	8	15	8	15	8	–	–	–	–	–	–	–	–
Engenheiro Beltrão	34	30	34	30	30	26	4	3	–	1	–	–	2	–
Esperança Nova	2	–	2	–	1	–	1	–	–	–	–	–	–	–
Entre Rios do Oeste	9	7	9	7	7	6	2	1	–	–	–	–	–	–
Espigão Alto do Iguaçu	1	1	1	1	1	1	–	–	–	–	–	–	–	–
Farol	4	8	4	8	4	8	–	–	–	–	–	–	–	–
Faxinal	14	15	14	15	9	12	4	2	1	1	–	–	–	–
Fazenda Rio Grande	212	226	178	192	133	148	37	42	8	2	34	34	2	–
Fênix	2	10	2	10	2	8	–	2	–	–	–	–	–	–
Fernandes Pinheiro	6	2	6	2	4	1	2	1	–	–	–	–	–	–
Figueira	9	8	9	8	7	6	2	1	–	1	–	–	1	–
Floraí	6	7	6	7	6	7	–	–	–	–	–	–	–	–
Flor da Serra do Sul	2	5	2	5	2	4	–	1	–	–	–	–	–	1
Floresta-PR	11	12	11	12	9	7	2	3	–	2	–	–	–	–
Florestópolis	94	88	94	88	84	85	3	1	7	2	–	–	1	1

Capítulo 58 - Estatísticas Municipais

58.1 - Estatísticas municipais de acidentes do trabalho, por situação do registro e motivo - 2014/2015

(continuação)

MUNICÍPIO	ESTATÍSTICAS DE ACIDENTES DO TRABALHO													
	Total		Com CAT Registrada								Sem CAT Registrada		Óbito	
			Total		Motivo									
					Típico		Trajeto		Doença do Trabalho					
	2014	2015	2014	2015	2014	2015	2014	2015	2014	2015	2014	2015	2014	2015
Flórida	1	6	1	6	1	5	–	1	–	–	–	–	–	–
Formosa do Oeste	8	8	8	8	7	6	1	2	–	–	–	–	–	–
Foz do Iguaçu	1.120	1.054	882	882	704	693	170	181	8	8	238	172	4	3
Francisco Alves	3	10	3	10	3	7	–	3	–	–	–	–	–	–
Francisco Beltrão	385	315	252	263	181	198	64	60	7	5	133	52	2	1
Foz do Jordão	5	2	5	2	5	2	–	–	–	–	–	–	–	–
General Carneiro-PR	10	18	10	18	8	14	2	4	–	–	–	–	–	2
Godoy Moreira	3	2	3	2	1	2	2	–	–	–	–	–	–	–
Goioerê	118	79	51	59	41	42	10	16	–	1	67	20	–	–
Goioxim	2	4	2	4	2	4	–	–	–	–	–	–	–	–
Grandes Rios	2	5	2	5	2	4	–	1	–	–	–	–	–	–
Guaíra-PR	86	48	48	36	32	18	15	17	1	1	38	12	–	–
Guairaçá	11	9	11	9	10	9	1	–	–	–	–	–	–	–
Guamiranga	10	8	10	8	9	6	1	2	–	–	–	–	–	–
Guapirama	3	2	3	2	3	2	–	–	–	–	–	–	–	–
Guaporema	1	2	1	2	1	2	–	–	–	–	–	–	–	–
Guaraci-PR	7	7	7	7	7	6	–	1	–	–	–	–	–	–
Guaraniaçu	16	30	16	30	12	26	4	4	–	–	–	–	1	4
Guarapuava	718	648	530	448	460	383	67	64	3	1	188	200	4	1
Guaraqueçaba	2	4	2	4	2	3	–	–	–	1	–	–	–	–
Guaratuba	64	62	64	62	52	42	12	20	–	–	–	–	4	5
Honório Serpa	7	1	7	1	7	1	–	–	–	–	–	–	–	–
Ibaiti	79	78	30	36	26	28	4	8	–	–	49	42	–	2
Ibema	18	10	18	10	13	7	5	3	–	–	–	–	–	–
Ibiporã	226	209	226	209	184	170	36	27	6	12	–	–	–	–
Icaraíma	9	2	9	2	8	2	1	–	–	–	–	–	–	–
Iguaraçu	9	9	9	9	8	7	1	2	–	–	–	–	1	–
Iguatu-PR	1	–	1	–	–	–	1	–	–	–	–	–	–	–
Imbaú	19	12	19	12	15	12	3	–	1	–	–	–	1	1
Imbituva	104	98	73	73	64	64	9	9	–	–	31	25	–	3
Inácio Martins	6	10	6	10	6	9	–	1	–	–	–	–	–	–
Inajá-PR	5	1	5	1	4	1	1	–	–	–	–	–	–	–
Indianópolis-PR	6	5	6	5	4	4	1	1	1	–	–	–	–	1
Ipiranga	17	9	17	9	16	6	1	3	–	–	–	–	–	–
Iporã	26	15	26	15	25	14	1	1	–	–	–	–	–	1
Iracema do Oeste	1	4	1	4	–	4	1	–	–	–	–	–	–	–
Irati-PR	404	302	170	130	144	109	26	21	–	–	234	172	3	1
Iretama	9	7	9	7	8	6	1	1	–	–	–	–	1	–
Itaguajé	6	3	6	3	6	1	–	2	–	–	–	–	–	–
Itaipulândia	38	37	38	37	28	29	10	8	–	–	–	–	–	–
Itambaracá	5	3	5	3	5	3	–	–	–	–	–	–	–	–
Itambé-PR	3	9	3	9	2	8	–	1	1	–	–	–	–	–
Itapejara d'Oeste	66	77	66	77	62	73	4	4	–	–	–	–	–	–
Itaperuçu	30	34	30	34	22	29	8	5	–	–	–	–	–	–
Itaúna do Sul	1	3	1	3	–	2	1	1	–	–	–	–	–	1
Ivaí	6	2	6	2	2	2	4	–	–	–	–	–	–	–
Ivaiporã	155	89	44	42	27	31	17	10	–	1	111	47	1	–
Ivaté	24	19	24	19	23	17	1	2	–	–	–	–	–	–
Ivatuba	10	19	10	19	8	16	2	3	–	–	–	–	1	–
Jaboti	2	1	2	1	–	1	2	–	–	–	–	–	–	–
Jacarezinho	398	354	51	67	43	55	7	6	1	6	347	287	–	2
Jaguapitã	217	129	217	129	187	104	7	7	23	18	–	–	1	–
Jaguariaíva	268	251	214	174	194	153	20	21	–	–	54	77	1	1
Jandaia do Sul	31	37	31	37	26	33	5	3	–	1	–	–	1	–
Janiópolis	3	3	3	3	2	3	1	–	–	–	–	–	1	–
Japira	6	7	6	7	3	5	3	2	–	–	–	–	–	–
Japurá-PR	17	22	17	22	17	19	–	3	–	–	–	–	–	–
Jardim Alegre	6	9	6	9	5	8	1	1	–	–	–	–	–	–
Jataizinho	7	9	7	9	2	7	5	2	–	–	–	–	–	–
Jesuítas	11	6	11	6	8	5	3	–	–	1	–	–	–	–
Joaquim Távora	186	153	186	153	101	90	2	3	83	60	–	–	–	1
Jundiaí do Sul	–	2	–	2	–	2	–	–	–	–	–	–	–	–
Juranda	6	3	6	3	3	2	2	1	1	–	–	–	–	–
Jussara-PR	30	41	30	41	29	38	1	3	–	–	–	–	–	–
Kaloré	4	7	4	7	4	7	–	–	–	–	–	–	–	–
Lapa	114	149	95	136	72	92	19	42	4	2	19	13	3	–
Laranjal-PR	1	2	1	2	1	1	–	1	–	–	–	–	–	–

Capítulo 58 - Estatísticas Municipais

58.1 - Estatísticas municipais de acidentes do trabalho, por situação do registro e motivo - 2014/2015

(continuação)

MUNICÍPIO	ESTATÍSTICAS DE ACIDENTES DO TRABALHO													
	Total		Com CAT Registrada								Sem CAT Registrada		Óbito	
			Total		Motivo									
					Típico		Trajeto		Doença do Trabalho					
	2014	2015	2014	2015	2014	2015	2014	2015	2014	2015	2014	2015	2014	2015
Laranjeiras do Sul	96	84	38	29	33	24	5	4	–	1	58	55	1	–
Leópolis	5	3	5	3	4	3	1	–	–	–	–	–	–	–
Lidianópolis	2	2	2	2	1	1	1	1	–	–	–	–	–	1
Lindoeste	10	9	10	9	8	8	2	1	–	–	–	–	–	–
Loanda	158	148	60	46	51	39	9	6	–	1	98	102	1	–
Lobato	4	6	4	6	3	5	1	1	–	–	–	–	–	–
Londrina	4.463	4.090	3.495	3.278	2.710	2.467	719	762	66	49	968	812	8	9
Luiziana	26	17	26	17	23	16	3	1	–	–	–	–	–	–
Lunardelli	3	6	3	6	3	4	–	2	–	–	–	–	–	–
Lupionópolis	4	5	4	5	4	3	–	1	–	1	–	–	–	–
Mallet	31	26	31	26	30	23	1	3	–	–	–	–	–	–
Mamborê	34	34	34	34	22	29	11	5	1	–	–	–	–	–
Mandaguaçu	33	30	33	30	25	24	8	5	–	1	–	–	–	1
Mandaguari	138	152	130	152	109	125	21	24	–	3	8	–	2	–
Mandirituba	70	69	70	69	53	53	15	15	2	1	–	–	–	2
Manfrinópolis	2	4	2	4	2	3	–	1	–	–	–	–	–	–
Mangueirinha	32	25	20	11	16	10	4	1	–	–	12	14	–	–
Manoel Ribas	12	18	12	18	9	17	3	1	–	–	–	–	–	–
Marechal Cândido Rondon	450	370	324	286	258	230	51	44	15	12	126	84	1	3
Maria Helena	4	4	4	4	3	4	1	–	–	–	–	–	–	–
Marialva	100	107	100	107	74	87	26	20	–	–	–	–	1	1
Marilândia do Sul	6	11	6	11	6	9	–	2	–	–	–	–	–	–
Marilena	4	12	4	12	3	8	1	4	–	–	–	–	–	–
Mariluz	4	3	4	3	4	3	–	–	–	–	–	–	–	–
Maringá	2.334	2.199	2.183	2.047	1.569	1.526	531	482	83	39	151	152	13	6
Mariópolis	12	12	12	12	11	10	1	2	–	–	–	–	–	–
Maripá	6	4	6	4	6	4	–	–	–	–	–	–	–	–
Marmeleiro	29	30	29	30	22	22	6	7	1	1	–	–	–	–
Marquinho	2	7	2	7	2	5	–	2	–	–	–	–	–	–
Marumbi	5	1	5	1	4	1	1	–	–	–	–	–	–	–
Matelândia	175	178	175	178	159	166	14	12	2	–	–	–	2	2
Matinhos	76	98	76	98	69	84	7	14	–	–	–	–	–	1
Mato Rico	–	1	–	1	–	–	–	1	–	–	–	–	–	–
Mauá da Serra	22	22	22	22	20	18	2	4	–	–	–	–	1	2
Medianeira	652	440	528	292	495	268	33	23	–	1	124	148	2	–
Mercedes	8	4	8	4	7	2	1	2	–	–	–	–	1	–
Mirador-PR	–	4	–	4	–	4	–	–	–	–	–	–	–	–
Miraselva	–	1	–	1	–	1	–	–	–	–	–	–	–	–
Missal	21	27	21	27	12	20	9	7	–	–	–	–	–	1
Moreira Sales	30	18	30	18	28	16	2	2	–	–	–	–	–	–
Morretes	29	21	29	21	21	16	8	5	–	–	–	–	4	–
Munhoz de Melo	3	3	3	3	1	3	2	–	–	–	–	–	–	–
Nossa Senhora das Graças	6	6	6	6	5	–	1	6	–	–	–	–	–	–
Nova Aliança do Ivaí	1	1	1	1	1	1	–	–	–	–	–	–	–	–
Nova América da Colina	3	19	3	19	3	17	–	2	–	–	–	–	2	–
Nova Aurora-PR	32	29	32	29	17	25	15	4	–	–	–	–	–	–
Nova Cantu	7	20	7	20	6	17	1	3	–	–	–	–	–	–
Nova Esperança	55	45	55	45	47	39	8	6	–	–	–	–	1	–
Nova Esperança do Sudoeste	3	–	3	–	2	–	1	–	–	–	–	–	–	–
Nova Fátima-PR	10	5	10	5	10	5	–	–	–	–	–	–	–	1
Nova Laranjeiras	8	2	8	2	8	2	–	–	–	–	–	–	–	–
Nova Londrina	52	36	52	36	46	34	5	2	1	–	–	–	1	–
Nova Olímpia-PR	9	2	9	2	6	1	3	1	–	–	–	–	–	–
Nova Santa Bárbara	1	1	1	1	1	1	–	–	–	–	–	–	–	–
Nova Santa Rosa	10	12	10	12	9	9	1	2	–	1	–	–	–	–
Nova Prata do Iguaçu	14	20	14	20	14	18	–	2	–	–	–	–	–	–
Nova Tebas	3	12	3	12	2	8	–	4	1	–	–	–	–	–
Novo Itacolomi	2	2	2	2	2	1	–	1	–	–	–	–	–	–
Ortigueira	60	217	60	217	49	205	11	11	–	1	–	–	2	1
Ourizona	3	–	3	–	2	–	1	–	–	–	–	–	–	–
Ouro Verde do Oeste	7	10	7	10	7	9	–	1	–	–	–	–	–	1
Paiçandu	130	159	105	99	54	56	32	31	19	12	25	60	3	–
Palmas-PR	253	197	102	94	88	82	12	12	2	–	151	103	–	2
Palmeira-PR	98	119	98	119	87	109	11	10	–	–	–	–	–	–
Palmital-PR	11	4	11	4	11	4	–	–	–	–	–	–	–	–
Palotina	172	152	132	140	106	118	21	9	5	13	40	12	–	1
Paraíso do Norte	239	231	239	231	235	228	4	2	–	1	–	–	–	–

Capítulo 58 - Estatísticas Municipais

58.1 - Estatísticas municipais de acidentes do trabalho, por situação do registro e motivo - 2014/2015

(continuação)

MUNICÍPIO	ESTATÍSTICAS DE ACIDENTES DO TRABALHO													
	Total		Com CAT Registrada								Sem CAT Registrada		Óbito	
			Total		Motivo									
					Típico		Trajeto		Doença do Trabalho					
	2014	2015	2014	2015	2014	2015	2014	2015	2014	2015	2014	2015	2014	2015
Paranacity	28	18	28	18	26	17	2	1	–	–	–	–	–	–
Paranaguá	714	727	632	646	481	509	146	133	5	4	82	81	5	4
Paranapoema	2	4	2	4	2	3	–	1	–	–	–	–	–	–
Paranavaí	389	378	268	236	202	176	64	56	2	4	121	142	5	1
Pato Bragado	14	11	14	11	11	7	3	4	–	–	–	–	–	–
Pato Branco	605	542	388	368	353	322	25	37	10	9	217	174	1	1
Paula Freitas	12	6	12	6	9	5	3	1	–	–	–	–	1	–
Paulo Frontin	5	–	5	–	4	–	1	–	–	–	–	–	–	–
Peabiru	18	13	18	13	15	13	3	–	–	–	–	–	–	–
Perobal	13	3	13	3	11	2	2	1	–	–	–	–	–	–
Pérola	24	20	24	20	23	17	1	3	–	–	–	–	–	–
Pérola d'Oeste	4	4	4	4	2	4	2	–	–	–	–	–	–	–
Piên	43	44	43	44	36	39	7	5	–	–	–	–	–	–
Pinhais	699	635	583	532	463	389	115	141	5	2	116	103	1	–
Pinhalão	2	1	2	1	2	1	–	–	–	–	–	–	–	–
Pinhal de São Bento	–	1	–	1	–	1	–	–	–	–	–	–	–	–
Pinhão-PR	37	30	37	30	29	26	6	4	2	–	–	–	–	2
Piraí do Sul	57	58	57	58	51	55	6	3	–	–	–	–	–	2
Piraquara	130	114	130	114	93	71	36	38	1	5	–	–	2	1
Pitanga	37	34	32	30	29	25	2	3	1	2	5	4	1	2
Pitangueiras-PR	4	2	4	2	3	2	1	–	–	–	–	–	–	–
Planaltina do Paraná	4	6	4	6	4	5	–	1	–	–	–	–	–	–
Planalto-PR	16	15	16	15	11	12	5	3	–	–	–	–	–	–
Ponta Grossa	1.628	1.550	1.387	1.316	1.173	1.068	200	234	14	14	241	234	4	9
Pontal do Paraná	29	66	29	66	25	58	4	8	–	–	–	–	1	–
Porecatu	89	53	89	53	87	51	2	2	–	–	–	–	–	1
Porto Amazonas	18	10	18	10	17	9	1	1	–	–	–	–	–	–
Porto Barreiro	2	–	2	–	1	–	1	–	–	–	–	–	–	–
Porto Rico	5	4	5	4	5	3	–	1	–	–	–	–	–	–
Porto Vitória	5	2	5	2	4	2	1	–	–	–	–	–	–	–
Prado Ferreira	10	8	10	8	10	7	–	1	–	–	–	–	–	–
Pranchita	2	6	2	6	2	5	–	1	–	–	–	–	–	–
Presidente Castelo Branco-PR	8	17	8	17	6	8	2	9	–	–	–	–	–	–
Primeiro de Maio	20	7	20	7	17	6	3	1	–	–	–	–	–	–
Prudentópolis	197	122	62	51	43	44	19	7	–	–	135	71	1	–
Quarto Centenário	7	1	7	1	7	1	–	–	–	–	–	–	–	–
Quatiguá	10	10	10	10	10	7	–	3	–	–	–	–	–	–
Quatro Barras	124	94	124	94	105	82	17	12	2	–	–	–	–	–
Quatro Pontes	24	5	24	5	19	5	5	–	–	–	–	–	–	–
Quedas do Iguaçu	52	50	52	50	41	44	10	4	1	2	–	–	–	1
Querência do Norte	9	8	9	8	9	8	–	–	–	–	–	–	–	1
Quinta do Sol	5	7	5	7	4	6	1	1	–	–	–	–	–	–
Quitandinha	24	18	24	18	21	12	3	6	–	–	–	–	–	–
Ramilândia	11	3	11	3	8	3	3	–	–	–	–	–	–	–
Rancho Alegre	5	5	5	5	3	2	2	3	–	–	–	–	–	1
Rancho Alegre d'Oeste	2	3	2	3	2	3	–	–	–	–	–	–	–	–
Realeza	273	176	27	28	19	24	8	4	–	–	246	148	–	–
Rebouças	24	10	24	10	19	10	5	–	–	–	–	–	–	–
Renascença	5	7	5	7	4	4	1	3	–	–	–	–	–	–
Reserva	27	34	27	34	24	26	3	8	–	–	–	–	2	2
Reserva do Iguaçu	10	8	10	8	9	6	1	2	–	–	–	–	–	–
Ribeirão Claro	6	10	6	10	4	8	2	2	–	–	–	–	–	1
Ribeirão do Pinhal	5	3	5	3	4	2	1	1	–	–	–	–	–	–
Rio Azul	7	4	7	4	5	3	2	1	–	–	–	–	–	–
Rio Bom	3	1	3	1	3	1	–	–	–	–	–	–	–	–
Rio Bonito do Iguaçu	8	2	8	2	7	2	1	–	–	–	–	–	–	–
Rio Branco do Ivaí	3	3	3	3	2	3	1	–	–	–	–	–	–	–
Rio Branco do Sul	89	56	89	56	75	47	12	8	2	1	–	–	2	–
Rio Negro-PR	71	67	71	67	59	57	12	9	–	1	–	–	–	–
Rolândia	1.093	902	372	351	293	291	43	48	36	12	721	551	–	1
Roncador	8	13	8	13	8	12	–	1	–	–	–	–	–	–
Rondon	64	59	64	59	53	54	10	4	1	1	–	–	1	–
Rosário do Ivaí	3	1	3	1	3	1	–	–	–	–	–	–	–	–
Sabáudia	12	18	12	18	11	15	1	3	–	–	–	–	–	–
Salgado Filho	1	1	1	1	1	–	–	1	–	–	–	–	–	–
Salto do Itararé	2	4	2	4	2	3	–	1	–	–	–	–	–	–
Salto do Lontra	11	6	11	6	10	6	1	–	–	–	–	–	1	–

Capítulo 58 - Estatísticas Municipais

58.1 - Estatísticas municipais de acidentes do trabalho, por situação do registro e motivo - 2014/2015

(continuação)

MUNICÍPIO	ESTATÍSTICAS DE ACIDENTES DO TRABALHO													
	Total		Com CAT Registrada								Sem CAT Registrada		Óbito	
			Total		Motivo									
					Típico		Trajeto		Doença do Trabalho					
	2014	2015	2014	2015	2014	2015	2014	2015	2014	2015	2014	2015	2014	2015
Santa Amélia	3	2	3	2	3	2	–	–	–	–	–	–	–	–
Santa Cecília do Pavão	5	5	5	5	4	5	1	–	–	–	–	–	–	–
Santa Cruz de Monte Castelo	13	7	13	7	10	5	3	2	–	–	–	–	–	–
Santa Fé	15	17	15	17	14	15	1	2	–	–	–	–	–	–
Santa Helena-PR	52	44	52	44	34	35	18	9	–	–	–	–	1	–
Santa Inês-PR	3	2	3	2	2	1	1	1	–	–	–	–	1	–
Santa Isabel do Ivaí	11	5	11	5	11	4	–	1	–	–	–	–	–	–
Santa Izabel do Oeste	9	8	9	8	5	5	4	3	–	–	–	–	–	–
Santa Lúcia-PR	14	7	14	7	13	7	1	–	–	–	–	–	–	–
Santa Maria do Oeste	8	5	8	5	7	5	1	–	–	–	–	–	–	–
Santa Mariana	10	9	10	9	8	9	2	–	–	–	–	–	–	–
Santa Mônica	8	6	8	6	7	5	1	1	–	–	–	–	–	–
Santana do Itararé	–	4	–	4	–	3	–	1	–	–	–	–	–	1
Santa Tereza do Oeste	37	41	37	41	32	36	5	5	–	–	–	–	–	2
Santa Terezinha de Itaipu	65	78	65	78	58	68	7	10	–	–	–	–	–	1
Santo Antônio da Platina	43	55	43	55	33	40	9	15	1	–	–	–	–	–
Santo Antônio do Caiuá	2	1	2	1	2	1	–	–	–	–	–	–	–	–
Santo Antônio do Paraíso	28	–	28	–	–	–	28	–	–	–	–	–	–	–
Santo Antônio do Sudoeste	127	93	14	13	14	8	–	4	–	1	113	80	–	–
Santo Inácio	37	38	37	38	36	31	1	7	–	–	–	–	–	–
São Carlos do Ivaí	70	40	70	40	68	37	2	3	–	–	–	–	1	–
São Jerônimo da Serra	1	8	1	8	1	8	–	–	–	–	–	–	–	–
São João-PR	203	260	203	260	185	234	6	7	12	19	–	–	–	–
São João do Caiuá	4	5	4	5	4	5	–	–	–	–	–	–	–	1
São João do Ivaí	17	14	17	14	15	12	2	1	–	1	–	–	–	–
São João do Triunfo	4	11	4	11	4	10	–	1	–	–	–	–	–	–
São Jorge d'Oeste	15	8	15	8	9	8	6	–	–	–	–	–	2	1
São Jorge do Ivaí	6	6	6	6	6	5	–	1	–	–	–	–	1	–
São Jorge do Patrocínio	1	5	1	5	–	5	1	–	–	–	–	–	–	–
São José da Boa Vista	1	1	1	1	1	1	–	–	–	–	–	–	–	–
São José das Palmeiras	3	5	3	5	1	4	2	1	–	–	–	–	–	–
São José dos Pinhais	2.055	1.667	2.007	1.627	1.582	1.340	367	273	58	14	48	40	9	1
São Manoel do Paraná	1	2	1	2	1	2	–	–	–	–	–	–	–	–
São Mateus do Sul	110	122	110	122	95	107	15	15	–	–	–	–	–	–
São Miguel do Iguaçu	43	63	43	63	29	47	14	16	–	–	–	–	–	–
São Pedro do Iguaçu	4	5	4	5	3	4	1	1	–	–	–	–	–	–
São Pedro do Ivaí	59	88	59	88	49	39	5	24	5	25	–	–	–	2
São Pedro do Paraná	6	5	6	5	6	4	–	1	–	–	–	–	–	–
São Sebastião da Amoreira	10	10	10	10	7	10	3	–	–	–	–	–	–	–
São Tomé-PR	12	19	12	19	12	17	–	2	–	–	–	–	–	1
Sapopema	7	6	7	6	6	6	1	–	–	–	–	–	1	–
Sarandi-PR	185	151	185	151	138	112	47	38	–	1	–	–	1	3
Saudade do Iguaçu	10	13	10	13	9	10	1	2	–	1	–	–	–	1
Sengés	89	120	89	120	81	111	7	8	1	1	–	–	–	2
Serranópolis do Iguaçu	6	6	6	6	2	4	3	2	1	–	–	–	–	–
Sertaneja	18	10	18	10	17	10	1	–	–	–	–	–	1	–
Sertanópolis	38	41	38	41	32	37	5	4	1	–	–	–	–	1
Siqueira Campos	37	23	37	23	29	16	7	7	1	–	–	–	–	–
Sulina	5	3	5	3	4	1	1	1	–	1	–	–	–	–
Tamarana	40	31	40	31	29	24	10	7	1	–	–	–	–	1
Tamboara	8	6	8	6	4	5	3	1	1	–	–	–	–	1
Tapejara-PR	56	36	56	36	52	33	3	3	1	–	–	–	3	1
Tapira-PR	4	6	4	6	3	6	1	–	–	–	–	–	–	–
Teixeira Soares	7	16	7	16	7	9	–	7	–	–	–	–	–	–
Telêmaco Borba	430	424	374	380	331	325	42	53	1	2	56	44	1	1
Terra Boa	22	26	22	26	20	19	1	6	1	1	–	–	–	2
Terra Rica	33	12	33	12	30	7	3	5	–	–	–	–	–	–
Terra Roxa-PR	22	34	22	34	20	24	2	10	–	–	–	–	–	–
Tibagi	27	43	27	43	24	31	3	12	–	–	–	–	1	2
Tijucas do Sul	31	23	31	23	28	20	3	3	–	–	–	–	–	–
Toledo-PR	1.021	969	779	803	578	647	168	128	33	28	242	166	1	2
Tomazina	2	5	2	5	1	4	1	1	–	–	–	–	–	–
Três Barras do Paraná	23	12	23	12	20	10	3	1	–	1	–	–	–	–
Tunas do Paraná	46	44	46	44	43	43	3	1	–	–	–	–	–	–
Tuneiras do Oeste	5	8	5	8	4	4	1	4	–	–	–	–	–	–
Tupãssi	19	18	19	18	18	16	1	2	–	–	–	–	–	–
Turvo-PR	29	24	29	24	25	23	4	1	–	–	–	–	–	–

Capítulo 58 - Estatísticas Municipais

58.1 - Estatísticas municipais de acidentes do trabalho, por situação do registro e motivo - 2014/2015

(continuação)

MUNICÍPIO	ESTATÍSTICAS DE ACIDENTES DO TRABALHO													
	Total		Com CAT Registrada								Sem CAT Registrada		Óbito	
			Total		Motivo									
					Típico		Trajeto		Doença do Trabalho					
	2014	2015	2014	2015	2014	2015	2014	2015	2014	2015	2014	2015	2014	2015
Ubiratã	94	153	94	153	82	129	10	10	2	14	–	–	–	2
Umuarama	462	380	327	292	250	222	75	70	2	–	135	88	–	3
União da Vitória	159	137	115	123	94	99	21	20	–	4	44	14	2	1
Uniflor	1	5	1	5	–	4	1	1	–	–	–	–	–	–
Uraí	10	7	10	7	9	5	1	2	–	–	–	–	1	–
Wenceslau Braz-PR	18	12	18	12	11	10	7	2	–	–	–	–	4	–
Ventania	26	19	26	19	22	17	4	2	–	–	–	–	1	1
Vera Cruz do Oeste	13	13	13	13	12	11	1	2	–	–	–	–	–	–
Verê	7	7	7	7	6	6	1	1	–	–	–	–	–	–
Doutor Ulysses	3	3	3	3	3	3	–	–	–	–	–	–	–	1
Virmond	–	2	–	2	–	2	–	–	–	–	–	–	–	–
Vitorino	9	17	9	17	8	13	1	4	–	–	–	–	–	2
Xambrê	2	3	2	3	1	2	1	1	–	–	–	–	–	–
Ignorado Paraná	122	106	31	27	13	8	18	19	–	–	91	79	1	–
Santa Catarina	**46.004**	**38.360**	**29.862**	**26.478**	**23.155**	**20.334**	**5.869**	**5.599**	**838**	**545**	**16.142**	**11.882**	**163**	**147**
Abdon Batista	6	7	6	7	6	6	–	1	–	–	–	–	–	–
Abelardo Luz	37	37	37	37	29	30	8	6	–	1	–	–	–	–
Agrolândia	53	35	53	35	45	26	8	9	–	–	–	–	–	1
Agronômica	10	7	10	7	7	2	3	4	–	1	–	–	–	–
Água Doce	18	20	18	20	13	17	5	3	–	–	–	–	–	3
Águas de Chapecó	4	19	4	19	4	13	–	6	–	–	–	–	–	–
Águas Frias	10	4	10	4	10	4	–	–	–	–	–	–	–	–
Águas Mornas	9	4	9	4	6	3	3	1	–	–	–	–	–	–
Alfredo Wagner	78	45	5	16	4	9	1	7	–	–	73	29	–	4
Alto Bela Vista	–	3	–	3	–	2	–	–	–	1	–	–	–	–
Anchieta-SC	3	21	3	21	3	20	–	1	–	–	–	–	–	–
Angelina	4	2	4	2	3	2	1	–	–	–	–	–	–	–
Anita Garibaldi	–	6	–	6	–	5	–	1	–	–	–	–	–	–
Anitápolis	–	4	–	4	–	4	–	–	–	–	–	–	–	–
Antônio Carlos-SC	19	23	19	23	12	18	7	5	–	–	–	–	–	–
Apiúna	22	26	22	26	16	19	6	6	–	1	–	–	1	–
Arabutã	–	2	–	2	–	2	–	–	–	–	–	–	–	–
Araquari	173	163	173	163	140	128	31	33	2	2	–	–	7	1
Araranguá	469	480	281	270	222	205	57	62	2	3	188	210	1	1
Armazém	12	8	12	8	9	6	2	1	1	1	–	–	–	–
Arroio Trinta	6	4	6	4	5	3	–	1	1	–	–	–	–	–
Arvoredo	2	3	2	3	1	2	1	1	–	–	–	–	1	–
Ascurra	20	16	20	16	17	11	3	5	–	–	–	–	1	–
Atalanta	11	11	11	11	10	8	1	3	–	–	–	–	–	–
Aurora-SC	3	6	3	6	2	4	1	2	–	–	–	–	–	–
Balneário Arroio do Silva	11	14	11	14	7	13	4	1	–	–	–	–	–	–
Balneário Camboriú	821	655	423	404	310	298	109	102	4	4	398	251	3	3
Balneário Barra do Sul	4	14	4	14	3	10	1	4	–	–	–	–	–	–
Balneário Gaivota	13	6	13	6	12	3	1	3	–	–	–	–	–	–
Bandeirante	2	2	2	2	–	1	2	1	–	–	–	–	–	–
Barra Bonita-SC	1	1	1	1	1	1	–	–	–	–	–	–	–	–
Barra Velha	51	33	51	33	37	19	14	14	–	–	–	–	1	–
Bela Vista do Toldo	–	7	–	7	–	5	–	2	–	–	–	–	–	–
Belmonte-SC	2	1	2	1	1	–	1	1	–	–	–	–	1	–
Benedito Novo	37	49	37	49	27	39	10	10	–	–	–	–	–	–
Biguaçu	441	320	259	210	204	154	51	54	4	2	182	110	3	–
Blumenau	3.518	2.736	1.257	1.048	934	759	290	267	33	22	2.261	1.688	5	4
Bocaina do Sul	2	3	2	3	2	2	–	–	–	1	–	–	–	–
Bombinhas	37	31	37	31	29	25	8	6	–	–	–	–	–	–
Bom Jardim da Serra	3	2	3	2	3	2	–	–	–	–	–	–	–	–
Bom Jesus-SC	1	3	1	3	1	3	–	–	–	–	–	–	–	–
Bom Retiro	15	19	15	19	13	18	2	1	–	–	–	–	3	–
Botuverá	34	23	34	23	27	20	6	3	1	–	–	–	2	–
Braço do Norte	255	204	135	136	110	107	25	29	–	–	120	68	1	–
Braço do Trombudo	2	2	2	2	2	2	–	–	–	–	–	–	–	1
Brunópolis	3	4	3	4	2	4	1	–	–	–	–	–	–	–
Brusque	1.312	1.092	902	763	679	580	216	178	7	5	410	329	2	3
Caçador	614	421	276	293	260	263	16	30	–	–	338	128	4	2
Caibi	11	11	11	11	11	10	–	1	–	–	–	–	1	–
Calmon	4	3	4	3	4	3	–	–	–	–	–	–	–	–
Camboriú	116	128	116	128	67	74	49	51	–	3	–	–	–	–

Capítulo 58 - Estatísticas Municipais

58.1 - Estatísticas municipais de acidentes do trabalho, por situação do registro e motivo - 2014/2015

(continuação)

MUNICÍPIO	ESTATÍSTICAS DE ACIDENTES DO TRABALHO													
	Total		Com CAT Registrada								Sem CAT Registrada		Óbito	
			Total		Motivo									
					Típico		Trajeto		Doença do Trabalho					
	2014	2015	2014	2015	2014	2015	2014	2015	2014	2015	2014	2015	2014	2015
Capão Alto	13	6	13	6	11	4	2	2	–	–	–	–	–	–
Campo Alegre-SC	50	50	50	50	44	45	6	5	–	–	–	–	–	–
Campo Belo do Sul	24	20	24	20	24	19	–	1	–	–	–	–	–	–
Campo Erê	15	11	15	11	14	9	1	2	–	–	–	–	1	–
Campos Novos	242	171	96	83	86	78	9	5	1	–	146	88	–	2
Canelinha	11	14	11	14	5	5	6	9	–	–	–	–	–	–
Canoinhas	174	178	146	128	112	100	32	28	2	–	28	50	1	–
Capinzal	174	135	59	55	46	43	3	7	10	5	115	80	1	–
Capivari de Baixo	75	61	75	61	51	49	22	12	2	–	–	–	–	–
Catanduvas-SC	23	15	23	15	18	14	5	1	–	–	–	–	–	–
Caxambu do Sul	3	3	3	3	1	1	2	2	–	–	–	–	–	–
Celso Ramos	1	2	1	2	–	2	–	–	1	–	–	–	–	–
Cerro Negro	1	–	1	–	1	–	–	–	–	–	–	–	–	–
Chapadão do Lageado	1	–	1	–	1	–	–	–	–	–	–	–	–	–
Chapecó	2.236	1.749	1.346	1.186	1.013	929	262	211	71	46	890	563	3	2
Cocal do Sul	131	138	131	138	112	118	18	20	1	–	–	–	–	–
Concórdia	601	542	260	273	195	207	46	61	19	5	341	269	1	1
Cordilheira Alta	23	35	23	35	19	28	4	7	–	–	–	–	–	1
Coronel Freitas	38	25	38	25	29	20	9	4	–	1	–	–	–	–
Coronel Martins	–	1	–	1	–	–	–	1	–	–	–	–	–	–
Corupá	23	42	23	42	19	37	4	5	–	–	–	–	1	–
Correia Pinto	51	50	51	50	45	44	4	4	2	2	–	–	–	2
Criciúma	1.266	1.231	1.006	1.028	812	809	175	199	19	20	260	203	3	6
Cunha Porã	24	22	24	22	23	20	1	2	–	–	–	–	–	–
Cunhataí	2	3	2	3	1	–	1	3	–	–	–	–	–	–
Curitibanos	241	203	128	151	115	138	12	13	1	–	113	52	4	2
Descanso	8	7	8	7	6	6	2	1	–	–	–	–	1	1
Dionísio Cerqueira	7	10	7	10	7	8	–	2	–	–	–	–	–	1
Dona Emma	3	–	3	–	2	–	1	–	–	–	–	–	–	–
Doutor Pedrinho	7	5	7	5	7	3	–	2	–	–	–	–	–	–
Entre Rios-SC	1	1	1	1	1	–	–	1	–	–	–	–	–	–
Ermo	3	7	3	7	2	6	1	1	–	–	–	–	–	–
Erval Velho	3	13	3	13	2	8	1	5	–	–	–	–	–	–
Faxinal dos Guedes	39	28	39	28	38	27	1	1	–	–	–	–	1	–
Flor do Sertão	1	1	1	1	–	1	–	–	1	–	–	–	–	–
Florianópolis	3.139	2.891	2.387	2.245	1.755	1.592	569	584	63	69	752	646	6	6
Formosa do Sul	3	4	3	4	3	2	–	2	–	–	–	–	–	–
Forquilhinha	348	273	289	203	199	143	37	29	53	31	59	70	1	–
Fraiburgo	381	353	162	191	154	176	8	14	–	1	219	162	–	2
Frei Rogério	2	–	2	–	2	–	–	–	–	–	–	–	–	–
Galvão	4	4	4	4	3	3	1	1	–	–	–	–	–	–
Garopaba	25	25	25	25	17	14	8	11	–	–	–	–	–	–
Garuva	70	90	70	90	63	81	7	9	–	–	–	–	1	–
Gaspar	117	75	117	75	92	57	22	16	3	2	–	–	2	–
Governador Celso Ramos	31	35	31	35	24	27	6	6	1	2	–	–	1	–
Grão Pará	16	12	16	12	11	11	5	1	–	–	–	–	1	–
Gravatal	25	17	25	17	18	11	6	6	1	–	–	–	–	–
Guabiruba	87	65	87	65	67	39	20	26	–	–	–	–	1	–
Guaraciaba-SC	9	11	9	11	7	6	2	5	–	–	–	–	–	–
Guaramirim	163	128	163	128	111	89	52	39	–	–	–	–	3	1
Guarujá do Sul	6	4	6	4	4	3	2	1	–	–	–	–	–	–
Guatambu	56	52	56	52	48	44	4	3	4	5	–	–	–	–
Herval d'Oeste	62	39	62	39	58	28	2	9	2	2	–	–	–	–
Ibiam	2	–	2	–	2	–	–	–	–	–	–	–	1	–
Ibicaré	2	1	2	1	2	1	–	–	–	–	–	–	–	–
Ibirama	305	152	38	18	31	12	7	6	–	–	267	134	1	1
Içara	384	315	302	235	243	176	56	58	3	1	82	80	5	1
Ilhota	27	39	27	39	19	32	8	7	–	–	–	–	–	1
Imaruí	4	3	4	3	3	3	1	–	–	–	–	–	–	–
Imbituba	134	123	85	65	60	39	23	25	2	1	49	58	1	1
Indaial	471	403	277	247	202	186	74	56	1	5	194	156	2	1
Iomerê	10	4	10	4	8	4	2	–	–	–	–	–	–	–
Ipira	1	4	1	4	–	2	1	2	–	–	–	–	–	–
Iporã do Oeste	22	12	22	12	18	12	4	–	–	–	–	–	–	1
Ipuaçu	12	7	12	7	12	6	–	1	–	–	–	–	–	1
Ipumirim	63	58	63	58	36	36	1	11	26	11	–	–	–	–
Irani	8	20	8	20	4	20	4	–	–	–	–	–	–	–

Capítulo 58 - Estatísticas Municipais

58.1 - Estatísticas municipais de acidentes do trabalho, por situação do registro e motivo - 2014/2015

(continuação)

MUNICÍPIO	ESTATÍSTICAS DE ACIDENTES DO TRABALHO													
	Total		Com CAT Registrada								Sem CAT Registrada		Óbito	
			Total		Motivo									
					Típico		Trajeto		Doença do Trabalho					
	2014	2015	2014	2015	2014	2015	2014	2015	2014	2015	2014	2015	2014	2015
Irati-SC	1	3	1	3	–	1	1	2	–	–	–	–	–	–
Irineópolis	3	7	3	7	3	7	–	–	–	–	–	–	–	–
Itá	13	9	13	9	8	8	5	1	–	–	–	–	2	–
Itaiópolis	65	31	65	31	51	27	10	3	4	1	–	–	3	–
Itajaí	2.309	1.866	1.798	1.446	1.222	1.058	367	354	209	34	511	420	5	7
Itapema	153	152	153	152	122	112	27	36	4	4	–	–	–	1
Itapiranga-SC	62	59	62	59	46	44	10	14	6	1	–	–	–	–
Itapoá	51	51	51	51	36	38	13	13	2	–	–	–	–	2
Ituporanga	20	24	20	24	17	12	3	12	–	–	–	–	–	1
Jaborá	2	5	2	5	1	5	1	–	–	–	–	–	–	–
Jacinto Machado	25	35	25	35	19	31	5	4	1	–	–	–	–	–
Jaguaruna	34	28	34	28	27	23	7	4	–	1	–	–	–	1
Jaraguá do Sul	1.141	1.118	923	832	650	596	272	232	1	4	218	286	2	1
Jardinópolis-SC	1	1	1	1	1	–	–	1	–	–	–	–	–	–
Joaçaba	687	453	117	102	99	76	18	24	–	2	570	351	–	–
Joinville	5.703	4.403	5.237	4.035	4.204	3.260	940	741	93	34	466	368	13	6
José Boiteux	2	4	2	4	1	4	1	–	–	–	–	–	–	–
Jupiá	4	1	4	1	3	1	–	–	1	–	–	–	–	–
Lacerdópolis	1	1	1	1	1	–	–	1	–	–	–	–	–	–
Lages	1.315	1.173	705	614	595	496	100	105	10	13	610	559	6	4
Laguna	159	205	80	84	57	54	21	28	2	2	79	121	–	1
Lajeado Grande	1	4	1	4	–	3	1	1	–	–	–	–	–	–
Laurentino	16	7	16	7	15	5	1	1	–	1	–	–	–	–
Lauro Muller	176	150	79	99	70	80	9	17	–	2	97	51	1	–
Lebon Régis	17	13	17	13	15	12	2	1	–	–	–	–	1	–
Leoberto Leal	–	1	–	1	–	–	–	1	–	–	–	–	–	–
Lindóia do Sul	20	23	20	23	16	21	3	2	1	–	–	–	1	–
Lontras	10	24	10	24	6	19	4	5	–	–	–	–	1	3
Luiz Alves	21	18	21	18	18	11	3	7	–	–	–	–	–	–
Luzerna	21	9	21	9	20	8	1	1	–	–	–	–	1	–
Macieira	1	–	1	–	–	–	1	–	–	–	–	–	–	–
Mafra	237	153	119	91	80	78	39	13	–	–	118	62	2	4
Major Gercino	2	2	2	2	2	2	–	–	–	–	–	–	–	–
Major Vieira	8	5	8	5	5	5	3	–	–	–	–	–	–	–
Maracajá	18	33	18	33	16	28	2	5	–	–	–	–	–	–
Maravilha-SC	661	508	156	119	120	86	15	10	21	23	505	389	–	1
Marema	1	–	1	–	1	–	–	–	–	–	–	–	–	–
Massaranduba-SC	35	40	35	40	28	29	7	11	–	–	–	–	–	1
Matos Costa	–	1	–	1	–	1	–	–	–	–	–	–	–	–
Meleiro	18	15	18	15	13	12	4	2	1	1	–	–	1	1
Mirim Doce	4	4	4	4	3	3	1	1	–	–	–	–	–	–
Modelo	5	10	5	10	4	8	1	2	–	–	–	–	–	1
Mondaí	26	29	26	29	25	28	1	–	–	1	–	–	–	–
Monte Carlo	22	26	22	26	22	25	–	1	–	–	–	–	–	–
Monte Castelo-SC	13	7	13	7	10	6	3	1	–	–	–	–	1	–
Morro da Fumaça	68	52	68	52	55	45	10	7	3	–	–	–	1	2
Morro Grande	30	36	30	36	27	27	1	6	2	3	–	–	–	1
Navegantes	420	401	420	401	314	280	103	115	3	6	–	–	3	2
Nova Erechim	14	22	14	22	11	18	3	4	–	–	–	–	–	1
Nova Itaberaba	3	5	3	5	3	2	–	3	–	–	–	–	–	–
Nova Trento	41	29	41	29	28	24	13	5	–	–	–	–	1	1
Nova Veneza-SC	153	108	153	108	126	92	12	13	15	3	–	–	–	–
Novo Horizonte-SC	5	4	5	4	4	4	1	–	–	–	–	–	–	–
Orleans	181	146	148	120	126	94	21	25	1	1	33	26	–	1
Otacílio Costa	68	57	68	57	58	50	10	7	–	–	–	–	–	–
Ouro	5	3	5	3	4	2	–	1	1	–	–	–	–	–
Ouro Verde-SC	4	2	4	2	3	2	1	–	–	–	–	–	–	–
Paial	2	3	2	3	2	2	–	1	–	–	–	–	–	–
Painel	3	2	3	2	3	1	–	1	–	–	–	–	–	1
Palhoça	970	972	489	548	332	344	145	191	12	13	481	424	1	3
Palma Sola	26	13	26	13	24	13	1	–	1	–	–	–	–	–
Palmeira-SC	6	8	6	8	5	7	1	1	–	–	–	–	–	–
Palmitos	21	35	21	35	18	29	3	6	–	–	–	–	–	1
Papanduva	24	42	24	42	20	37	4	5	–	–	–	–	1	2
Paraíso-SC	3	10	3	10	3	9	–	1	–	–	–	–	–	–
Passo de Torres	4	4	4	4	3	2	1	2	–	–	–	–	–	–
Passos Maia	3	6	3	6	2	4	1	2	–	–	–	–	–	–

Capítulo 58 - Estatísticas Municipais

58.1 - Estatísticas municipais de acidentes do trabalho, por situação do registro e motivo - 2014/2015

(continuação)

MUNICÍPIO	ESTATÍSTICAS DE ACIDENTES DO TRABALHO													
	Total		Com CAT Registrada								Sem CAT Registrada		Óbito	
			Total		Motivo									
					Típico		Trajeto		Doença do Trabalho					
	2014	2015	2014	2015	2014	2015	2014	2015	2014	2015	2014	2015	2014	2015
Paulo Lopes	15	11	15	11	10	7	4	3	1	1	–	–	–	–
Pedras Grandes	16	12	16	12	9	10	7	2	–	–	–	–	–	–
Penha	59	64	59	64	42	45	17	17	–	2	–	–	1	–
Peritiba	4	4	4	4	4	4	–	–	–	–	–	–	–	–
Petrolândia-SC	6	6	6	6	6	6	–	–	–	–	–	–	–	–
Piçarras	47	53	47	53	35	42	11	11	1	–	–	–	1	1
Pinhalzinho-SC	298	118	50	54	44	42	6	12	–	–	248	64	2	–
Pinheiro Preto	8	7	8	7	8	5	–	2	–	–	–	–	–	–
Piratuba	13	9	13	9	12	6	1	3	–	–	–	–	1	–
Planalto Alegre	1	2	1	2	–	2	1	–	–	–	–	–	–	–
Pomerode	146	175	146	175	110	126	36	49	–	–	–	–	2	–
Ponte Alta	4	13	4	13	4	11	–	2	–	–	–	–	–	–
Ponte Alta do Norte	13	4	13	4	13	4	–	–	–	–	–	–	–	–
Ponte Serrada	12	15	12	15	10	14	2	1	–	–	–	–	2	–
Porto Belo	63	71	63	71	47	61	16	10	–	–	–	–	–	–
Porto União	305	282	36	45	29	38	7	6	–	1	269	237	1	–
Pouso Redondo	87	78	87	78	79	73	8	5	–	–	–	–	–	1
Praia Grande-SC	26	13	26	13	20	11	6	2	–	–	–	–	–	–
Presidente Getúlio	93	60	93	60	86	51	3	5	4	4	–	–	–	1
Presidente Nereu	1	1	1	1	–	1	1	–	–	–	–	–	–	–
Princesa	4	1	4	1	4	1	–	–	–	–	–	–	–	–
Quilombo	51	63	51	63	38	37	4	16	9	10	–	–	–	–
Rancho Queimado	4	4	4	4	4	1	–	3	–	–	–	–	2	–
Rio das Antas	8	7	8	7	8	6	–	1	–	–	–	–	–	–
Rio do Campo	3	4	3	4	3	4	–	–	–	–	–	–	–	–
Rio do Oeste	5	4	5	4	3	4	2	–	–	–	–	–	1	–
Rio dos Cedros	50	39	50	39	38	27	12	12	–	–	–	–	1	–
Rio do Sul	1.078	865	213	221	172	180	34	26	7	15	865	644	2	1
Rio Fortuna	15	13	15	13	15	11	–	2	–	–	–	–	–	–
Rio Negrinho	68	76	68	76	65	68	3	8	–	–	–	–	–	–
Riqueza	4	3	4	3	4	2	–	1	–	–	–	–	–	1
Rodeio	63	23	63	23	48	19	15	4	–	–	–	–	–	–
Romelândia	4	2	4	2	4	2	–	–	–	–	–	–	–	–
Salete	16	19	16	19	14	16	2	3	–	–	–	–	1	–
Saltinho-SC	2	–	2	–	1	–	1	–	–	–	–	–	–	–
Salto Veloso	25	11	25	11	23	9	1	1	1	1	–	–	1	–
Sangão	73	50	73	50	61	39	12	11	–	–	–	–	1	–
Santa Cecília-SC	67	48	67	48	65	47	2	1	–	–	–	–	2	–
Santa Helena-SC	2	2	2	2	1	2	1	–	–	–	–	–	–	–
Santa Rosa de Lima-SC	2	1	2	1	2	–	–	1	–	–	–	–	–	–
Santa Rosa do Sul	7	12	7	12	3	6	4	6	–	–	–	–	1	–
Santa Terezinha-SC	3	4	3	4	3	4	–	–	–	–	–	–	–	–
Santa Terezinha do Progresso	1	1	1	1	1	1	–	–	–	–	–	–	–	–
Santo Amaro da Imperatriz	47	32	47	32	37	21	9	9	1	2	–	–	–	–
São Bernardino	–	1	–	1	–	1	–	–	–	–	–	–	–	–
São Bento do Sul	788	586	357	292	315	253	41	39	1	–	431	294	–	5
São Bonifácio	7	2	7	2	6	1	1	1	–	–	–	–	–	3
São Carlos-SC	16	14	16	14	12	11	4	3	–	–	–	–	–	–
São Cristóvão do Sul	16	10	16	10	13	10	3	–	–	–	–	–	–	1
São Domingos-SC	7	10	7	10	4	8	3	2	–	–	–	–	–	–
São Francisco do Sul	204	183	195	175	144	130	48	43	3	2	9	8	–	–
São João do Oeste	10	3	10	3	7	3	3	–	–	–	–	–	–	1
São João Batista-SC	53	58	53	58	40	42	13	16	–	–	–	–	–	1
São João do Itaperiú	37	21	37	21	34	18	3	3	–	–	–	–	–	1
São João do Sul	5	3	5	3	4	2	1	1	–	–	–	–	–	–
São Joaquim	180	210	25	51	21	48	4	3	–	–	155	159	–	1
São José	1.185	1.154	1.024	1.060	707	691	274	304	43	65	161	94	4	4
São José do Cedro	15	17	15	17	12	15	3	2	–	–	–	–	–	–
São José do Cerrito	2	3	2	3	1	1	1	2	–	–	–	–	–	1
São Lourenço do Oeste	151	75	62	47	54	43	8	3	–	1	89	28	–	1
São Ludgero	127	117	127	117	110	95	17	21	–	1	–	–	–	–
São Martinho-SC	11	4	11	4	8	3	3	1	–	–	–	–	–	–
São Miguel da Boa Vista	2	1	2	1	1	1	1	–	–	–	–	–	–	–
São Miguel d'Oeste	894	592	170	147	131	119	37	18	2	10	724	445	2	–
São Pedro de Alcântara	3	6	3	6	3	5	–	1	–	–	–	–	–	–
Saudades	23	16	23	16	18	13	5	3	–	–	–	–	–	–

Capítulo 58 - Estatísticas Municipais

58.1 - Estatísticas municipais de acidentes do trabalho, por situação do registro e motivo - 2014/2015

(continuação)

MUNICÍPIO	ESTATÍSTICAS DE ACIDENTES DO TRABALHO													
	Total		Com CAT Registrada								Sem CAT Registrada		Óbito	
			Total		Motivo									
					Típico		Trajeto		Doença do Trabalho					
	2014	2015	2014	2015	2014	2015	2014	2015	2014	2015	2014	2015	2014	2015
Schroeder	27	19	27	19	21	13	5	6	1	–	–	–	–	–
Seara	72	76	72	76	58	72	11	3	3	1	–	–	–	2
Serra Alta	6	3	6	3	6	2	–	1	–	–	–	–	–	–
Siderópolis	79	67	79	67	72	59	7	8	–	–	–	–	–	1
Sombrio	98	115	30	60	21	39	7	21	2	–	68	55	–	2
Sul Brasil	2	2	2	2	1	2	1	–	–	–	–	–	–	–
Taió	56	53	56	53	41	41	13	10	2	2	–	–	–	–
Tangará-SC	14	22	14	22	11	22	3	–	–	–	–	–	–	1
Tigrinhos	1	3	1	3	–	1	1	2	–	–	–	–	–	–
Tijucas	516	292	390	242	355	205	32	37	3	–	126	50	1	2
Timbé do Sul	2	1	2	1	2	–	–	1	–	–	–	–	–	–
Timbó	448	404	272	240	220	178	52	61	–	1	176	164	–	–
Timbó Grande	12	26	12	26	11	25	1	1	–	–	–	–	–	–
Três Barras	78	69	78	69	66	59	12	9	–	1	–	–	1	–
Treviso	38	39	38	39	31	35	5	3	2	1	–	–	–	–
Treze de Maio	11	5	11	5	4	3	7	2	–	–	–	–	–	–
Treze Tílias	27	23	27	23	22	21	5	2	–	–	–	–	–	–
Trombudo Central	22	16	22	16	14	11	8	5	–	–	–	–	2	1
Tubarão	833	764	524	464	405	335	112	122	7	7	309	300	–	3
Tunápolis	6	9	6	9	5	5	1	4	–	–	–	–	–	–
Turvo-SC	34	17	34	17	28	14	6	3	–	–	–	–	–	–
União do Oeste	6	5	6	5	6	5	–	–	–	–	–	–	–	–
Urubici	7	3	7	3	5	3	1	–	1	–	–	–	–	–
Urupema	3	2	3	2	3	2	–	–	–	–	–	–	–	–
Urussanga	223	207	139	127	108	103	30	22	1	2	84	80	–	1
Vargeão	11	9	11	9	11	9	–	–	–	–	–	–	–	–
Vargem-SC	12	20	12	20	12	19	–	1	–	–	–	–	–	–
Vargem Bonita-SC	31	29	31	29	29	28	2	1	–	–	–	–	–	–
Vidal Ramos	6	5	6	5	5	3	1	2	–	–	–	–	–	–
Videira	421	362	158	135	135	121	19	10	4	4	263	227	2	–
Vitor Meireles	3	2	3	2	2	2	1	–	–	–	–	–	–	–
Witmarsum	3	1	3	1	1	–	2	1	–	–	–	–	–	–
Xanxerê	611	513	230	218	172	183	58	31	–	4	381	295	1	1
Xavantina	10	7	10	7	10	7	–	–	–	–	–	–	1	1
Xaxim	295	229	169	121	148	112	20	8	1	1	126	108	–	–
Zortéa	5	2	5	2	4	2	1	–	–	–	–	–	–	1
Ignorado Santa Catarina	499	162	14	13	9	6	5	7	–	–	485	149	–	–
Rio Grande do Sul	**60.020**	**52.030**	**44.994**	**40.360**	**36.351**	**32.631**	**7.248**	**6.603**	**1.395**	**1.126**	**15.026**	**11.670**	**160**	**146**
Aceguá	7	12	7	12	4	12	3	–	–	–	–	–	–	–
Água Santa	7	2	7	2	3	2	4	–	–	–	–	–	–	–
Agudo	9	11	9	11	9	8	–	3	–	–	–	–	–	–
Ajuricaba	1	3	1	3	1	2	–	1	–	–	–	–	–	–
Alecrim	4	4	4	4	3	2	1	2	–	–	–	–	–	–
Alegrete	441	393	304	275	251	222	34	36	19	17	137	118	–	1
Alegria	2	3	2	3	1	1	1	2	–	–	–	–	–	–
Almirante Tamandaré do Sul	5	5	5	5	5	5	–	–	–	–	–	–	–	–
Alpestre	4	5	4	5	3	3	1	2	–	–	–	–	–	–
Alto Alegre-RS	1	3	1	3	–	2	1	–	–	1	–	–	1	–
Alto Feliz	4	2	4	2	2	2	2	–	–	–	–	–	–	–
Alvorada-RS	590	546	369	369	243	244	113	115	13	10	221	177	1	3
Ametista do Sul	1	3	1	3	1	2	–	1	–	–	–	–	–	–
André da Rocha	3	1	3	1	3	1	–	–	–	–	–	–	–	–
Anta Gorda	5	4	5	4	4	3	1	1	–	–	–	–	–	–
Antônio Prado	39	27	39	27	35	26	4	1	–	–	–	–	–	1
Arambaré	2	6	2	6	2	4	–	2	–	–	–	–	–	–
Araricá	24	20	24	20	12	18	11	2	1	–	–	–	–	–
Aratiba	15	13	15	13	14	12	1	1	–	–	–	–	–	1
Arroio do Meio	118	127	118	127	82	109	36	17	–	1	–	–	1	2
Arroio do Sal	14	12	14	12	10	6	4	6	–	–	–	–	–	–
Arroio do Padre	–	2	–	2	–	1	–	1	–	–	–	–	–	1
Arroio dos Ratos	39	40	39	40	34	35	4	4	1	1	–	–	1	1
Arroio do Tigre	7	6	7	6	6	6	1	–	–	–	–	–	–	–
Arroio Grande	15	6	15	6	15	5	–	1	–	–	–	–	1	–
Arvorezinha	17	15	17	15	15	14	2	1	–	–	–	–	1	–
Augusto Pestana	3	10	3	10	2	8	1	1	–	1	–	–	–	–
Áurea	1	1	1	1	1	1	–	–	–	–	–	–	–	–

Capítulo 58 - Estatísticas Municipais

58.1 - Estatísticas municipais de acidentes do trabalho, por situação do registro e motivo - 2014/2015

(continuação)

MUNICÍPIO	ESTATÍSTICAS DE ACIDENTES DO TRABALHO													
	Total		Com CAT Registrada								Sem CAT Registrada		Óbito	
			Total		Motivo									
					Típico		Trajeto		Doença do Trabalho					
	2014	2015	2014	2015	2014	2015	2014	2015	2014	2015	2014	2015	2014	2015
Bagé	528	386	372	288	290	238	53	37	29	13	156	98	2	1
Balneário Pinhal	12	18	12	18	10	13	2	5	–	–	–	–	–	–
Barão	11	14	11	14	8	14	3	–	–	–	–	–	–	–
Barão de Cotegipe	4	4	4	4	4	4	–	–	–	–	–	–	–	–
Barão do Triunfo	9	2	9	2	9	1	–	1	–	–	–	–	–	–
Barracão-RS	1	2	1	2	1	2	–	–	–	–	–	–	–	–
Barra do Quaraí	9	4	9	4	8	4	1	–	–	–	–	–	–	–
Barra do Ribeiro	38	21	38	21	30	16	8	4	–	1	–	–	1	1
Barra do Rio Azul	1	1	1	1	1	1	–	–	–	–	–	–	–	–
Barra Funda	15	8	15	8	12	8	3	–	–	–	–	–	–	–
Barros Cassal	1	4	1	4	1	4	–	–	–	–	–	–	–	–
Bento Gonçalves	703	529	559	444	434	355	81	67	44	22	144	85	1	3
Boa Vista das Missões	1	–	1	–	1	–	–	–	–	–	–	–	–	–
Boa Vista do Buricá	9	3	9	3	7	3	2	–	–	–	–	–	–	–
Boa Vista do Cadeado	3	1	3	1	2	1	1	–	–	–	–	–	–	–
Boa Vista do Incra	1	4	1	4	1	3	–	1	–	–	–	–	–	–
Boa Vista do Sul	2	9	2	9	2	6	–	3	–	–	–	–	–	–
Bom Jesus-RS	10	13	10	13	6	11	4	2	–	–	–	–	1	1
Bom Princípio	54	52	54	52	45	46	7	6	2	–	–	–	1	–
Bom Progresso	2	–	2	–	1	–	1	–	–	–	–	–	–	–
Bom Retiro do Sul	32	32	32	32	27	24	5	8	–	–	–	–	–	–
Boqueirão do Leão	3	1	3	1	2	1	1	–	–	–	–	–	–	–
Bossoroca	4	–	4	–	3	–	1	–	–	–	–	–	–	–
Bozano	–	2	–	2	–	1	–	1	–	–	–	–	–	–
Braga	3	3	3	3	2	2	1	1	–	–	–	–	–	–
Brochier	2	7	2	7	2	2	–	5	–	–	–	–	–	–
Butiá	143	90	46	49	38	39	8	7	–	3	97	41	–	–
Caçapava do Sul	78	61	45	40	43	36	2	4	–	–	33	21	–	1
Cacequi	31	31	17	22	15	19	2	3	–	–	14	9	–	–
Cachoeira do Sul	479	350	285	216	231	168	53	47	1	1	194	134	1	1
Cachoeirinha-RS	818	698	597	522	444	373	118	127	35	22	221	176	1	1
Cacique Doble	4	1	4	1	3	1	1	–	–	–	–	–	–	–
Caibaté	3	7	3	7	3	6	–	1	–	–	–	–	–	1
Caiçara-RS	1	2	1	2	–	2	1	–	–	–	–	–	–	–
Camaquã	297	247	127	127	113	113	14	14	–	–	170	120	2	1
Camargo	8	7	8	7	8	5	–	2	–	–	–	–	1	–
Cambará do Sul	23	32	23	32	23	32	–	–	–	–	–	–	–	–
Campestre da Serra	2	9	2	9	2	9	–	–	–	–	–	–	–	–
Campina das Missões	3	7	3	7	3	7	–	–	–	–	–	–	–	3
Campinas do Sul	7	4	7	4	5	4	1	–	1	–	–	–	–	–
Campo Bom	204	204	163	167	115	112	47	55	1	–	41	37	–	–
Campo Novo	6	9	6	9	5	9	1	–	–	–	–	–	1	–
Campos Borges	6	3	6	3	5	3	1	–	–	–	–	–	–	–
Candelária	86	115	64	83	48	59	16	24	–	–	22	32	1	–
Cândido Godói	5	8	5	8	3	7	2	1	–	–	–	–	–	–
Candiota	69	56	69	56	59	52	7	3	3	1	–	–	1	–
Canela	153	122	105	86	88	69	16	16	1	1	48	36	–	–
Canguçu	115	39	15	18	13	15	2	3	–	–	100	21	–	3
Canoas	1.777	1.603	1.639	1.448	1.249	1.098	297	268	93	82	138	155	1	5
Canudos do Vale	1	2	1	2	1	2	–	–	–	–	–	–	–	–
Capão Bonito do Sul	2	2	2	2	2	2	–	–	–	–	–	–	–	–
Capão da Canoa	82	83	82	83	61	66	19	15	2	2	–	–	1	–
Capão do Cipó	3	5	3	5	3	4	–	1	–	–	–	–	–	–
Capão do Leão	44	41	44	41	32	31	11	10	1	–	–	–	–	1
Capivari do Sul	17	9	17	9	16	9	1	–	–	–	–	–	–	–
Capela de Santana	23	16	23	16	12	14	11	2	–	–	–	–	–	–
Capitão	2	3	2	3	2	3	–	–	–	–	–	–	–	1
Carazinho	465	384	359	285	320	252	35	29	4	4	106	99	1	–
Caraá	6	3	6	3	4	1	2	1	–	1	–	–	–	–
Carlos Barbosa	320	293	320	293	296	275	24	18	–	–	–	–	–	1
Carlos Gomes	2	1	2	1	2	–	–	1	–	–	–	–	–	–
Casca	143	90	20	19	17	19	2	–	1	–	123	71	1	–
Caseiros	3	2	3	2	1	2	2	–	–	–	–	–	–	–
Catuípe	8	6	8	6	7	3	1	2	–	1	–	–	–	–
Caxias do Sul	5.238	4.308	4.414	3.654	3.881	3.164	433	403	100	87	824	654	5	6
Centenário-RS	–	1	–	1	–	1	–	–	–	–	–	–	–	–
Cerrito	4	3	4	3	3	3	1	–	–	–	–	–	–	–

Capítulo 58 - Estatísticas Municipais

58.1 - Estatísticas municipais de acidentes do trabalho, por situação do registro e motivo - 2014/2015

(continuação)

MUNICÍPIO	ESTATÍSTICAS DE ACIDENTES DO TRABALHO													
	Total		Com CAT Registrada								Sem CAT Registrada		Óbito	
			Total		Motivo									
					Típico		Trajeto		Doença do Trabalho					
	2014	2015	2014	2015	2014	2015	2014	2015	2014	2015	2014	2015	2014	2015
Cerro Branco	3	3	3	3	3	3	–	–	–	–	–	–	–	–
Cerro Grande	2	1	2	1	2	1	–	–	–	–	–	–	–	–
Cerro Grande do Sul	10	–	10	–	10	–	–	–	–	–	–	–	–	–
Cerro Largo	225	108	33	35	28	29	5	6	–	–	192	73	–	–
Chapada	11	8	11	8	8	7	3	1	–	–	–	–	–	–
Charqueadas	182	107	182	107	157	91	16	9	9	7	–	–	2	1
Charrua	–	1	–	1	–	1	–	–	–	–	–	–	–	–
Chiapeta	2	2	2	2	2	2	–	–	–	–	–	–	–	–
Chuí	17	5	17	5	14	3	3	2	–	–	–	–	–	–
Cidreira	10	10	10	10	9	6	1	4	–	–	–	–	–	–
Ciríaco	2	5	2	5	–	5	2	–	–	–	–	–	–	–
Colinas-RS	11	2	11	2	9	2	1	–	1	–	–	–	–	–
Colorado-RS	2	4	2	4	2	4	–	–	–	–	–	–	–	–
Condor	19	22	19	22	18	22	1	–	–	–	–	–	–	1
Constantina	11	4	11	4	9	4	2	–	–	–	–	–	–	–
Coqueiros do Sul	4	3	4	3	4	2	–	1	–	–	–	–	1	–
Coronel Barros	4	2	4	2	4	2	–	–	–	–	–	–	–	–
Coronel Bicaco	2	6	2	6	2	6	–	–	–	–	–	–	–	–
Coronel Pilar	2	1	2	1	2	1	–	–	–	–	–	–	–	–
Cotiporã	10	11	10	11	10	10	–	1	–	–	–	–	1	–
Coxilha	8	4	8	4	7	3	1	1	–	–	–	–	–	–
Crissiumal	17	25	17	25	14	22	3	3	–	–	–	–	–	–
Cristal	48	14	48	14	13	11	35	3	–	–	–	–	1	–
Cristal do Sul	–	2	–	2	–	2	–	–	–	–	–	–	–	–
Cruz Alta	315	259	267	222	240	201	27	20	–	1	48	37	4	1
Cruzeiro do Sul-RS	40	24	40	24	31	15	9	9	–	–	–	–	–	–
David Canabarro	3	1	3	1	2	1	1	–	–	–	–	–	–	–
Derrubadas	–	1	–	1	–	1	–	–	–	–	–	–	–	–
Dilermando de Aguiar	1	1	1	1	1	1	–	–	–	–	–	–	–	–
Dois Irmãos	194	283	115	225	91	201	24	23	–	1	79	58	–	1
Dois Irmãos das Missões	1	2	1	2	1	1	–	1	–	–	–	–	–	–
Dois Lajeados	11	6	11	6	10	3	1	3	–	–	–	–	–	–
Dom Feliciano	–	2	–	2	–	2	–	–	–	–	–	–	–	–
Dom Pedro de Alcântara	3	2	3	2	2	2	1	–	–	–	–	–	–	–
Dom Pedrito	113	91	66	56	52	46	12	8	2	2	47	35	1	–
Dona Francisca	3	5	3	5	3	5	–	–	–	–	–	–	–	–
Doutor Maurício Cardoso	4	3	4	3	4	3	–	–	–	–	–	–	1	–
Doutor Ricardo	3	3	3	3	3	3	–	–	–	–	–	–	–	–
Eldorado do Sul	233	189	233	189	184	149	41	33	8	7	–	–	–	–
Encantado	334	354	299	313	286	256	11	24	2	33	35	41	–	–
Encruzilhada do Sul	49	43	49	43	42	37	7	6	–	–	–	–	–	1
Entre-Ijuís	5	5	5	5	4	5	1	–	–	–	–	–	–	–
Entre Rios do Sul	7	3	7	3	7	2	–	1	–	–	–	–	–	–
Erebango	1	1	1	1	1	1	–	–	–	–	–	–	–	–
Erechim	1.647	1.371	831	708	735	624	85	81	11	3	816	663	3	1
Ernestina	1	3	1	3	–	3	1	–	–	–	–	–	–	–
Herval	3	1	3	1	2	1	1	–	–	–	–	–	–	–
Erval Grande	3	4	3	4	3	4	–	–	–	–	–	–	–	–
Erval Seco	8	3	8	3	6	3	2	–	–	–	–	–	–	–
Esmeralda	–	5	–	5	–	3	–	2	–	–	–	–	–	–
Esperança do Sul	4	2	4	2	3	2	1	–	–	–	–	–	–	–
Espumoso	57	50	51	44	46	42	4	2	1	–	6	6	1	–
Estação	11	13	11	13	10	11	1	1	–	1	–	–	–	–
Estância Velha	131	91	131	91	105	63	25	26	1	2	–	–	1	1
Esteio	656	496	391	325	310	250	73	73	8	2	265	171	2	–
Estrela	282	224	196	173	159	139	36	32	1	2	86	51	–	–
Estrela Velha	4	5	4	5	4	4	–	1	–	–	–	–	–	–
Eugênio de Castro	1	2	1	2	1	2	–	–	–	–	–	–	–	–
Fagundes Varela	8	5	8	5	8	5	–	–	–	–	–	–	–	–
Farroupilha	437	424	390	355	347	321	39	30	4	4	47	69	2	–
Faxinal do Soturno	6	18	5	5	3	5	2	–	–	–	1	13	–	–
Faxinalzinho	–	3	–	3	–	3	–	–	–	–	–	–	–	–
Fazenda Vilanova	11	13	11	13	5	10	4	2	2	1	–	–	–	–
Feliz	42	33	42	33	36	27	6	6	–	–	–	–	1	–
Flores da Cunha	187	136	187	136	181	129	4	6	2	1	–	–	–	1
Floriano Peixoto	1	2	1	2	1	2	–	–	–	–	–	–	–	–
Fontoura Xavier	8	10	8	10	8	10	–	–	–	–	–	–	–	2

Capítulo 58 - Estatísticas Municipais

58.1 - Estatísticas municipais de acidentes do trabalho, por situação do registro e motivo - 2014/2015

(continuação)

MUNICÍPIO	ESTATÍSTICAS DE ACIDENTES DO TRABALHO													
	Total		Com CAT Registrada								Sem CAT Registrada		Óbito	
			Total		Motivo									
					Típico		Trajeto		Doença do Trabalho					
	2014	2015	2014	2015	2014	2015	2014	2015	2014	2015	2014	2015	2014	2015
Formigueiro	4	7	4	7	4	7	–	–	–	–	–	–	–	–
Forquetinha	3	1	3	1	2	1	1	–	–	–	–	–	–	–
Fortaleza dos Valos	4	2	4	2	4	1	–	1	–	–	–	–	–	–
Frederico Westphalen	753	523	73	121	56	96	10	15	7	10	680	402	–	1
Garibaldi	407	268	328	205	304	191	20	11	4	3	79	63	1	1
Garruchos	2	1	2	1	2	1	–	–	–	–	–	–	–	–
Gaurama	9	6	9	6	8	5	1	1	–	–	–	–	–	–
General Câmara	4	5	4	5	4	5	–	–	–	–	–	–	–	–
Gentil	7	4	7	4	7	4	–	–	–	–	–	–	–	–
Getúlio Vargas	98	47	56	32	49	29	7	3	–	–	42	15	–	–
Giruá	45	65	18	24	15	17	3	7	–	–	27	41	–	1
Glorinha	62	70	62	70	59	65	2	4	1	1	–	–	–	–
Gramado	148	112	148	112	130	103	17	9	1	–	–	–	–	–
Gramado Xavier	2	2	2	2	1	–	1	2	–	–	–	–	–	–
Gravataí	1.595	1.346	1.403	1.190	1.067	870	274	271	62	49	192	156	1	1
Guabiju	1	1	1	1	1	1	–	–	–	–	–	–	–	–
Guaíba	562	513	504	439	442	379	56	50	6	10	58	74	–	1
Guaporé	139	106	57	41	52	31	3	9	2	1	82	65	–	–
Guarani das Missões	8	13	8	13	5	12	3	1	–	–	–	–	1	–
Harmonia	14	18	14	18	13	17	1	1	–	–	–	–	–	–
Herveiras	3	1	3	1	3	1	–	–	–	–	–	–	1	–
Horizontina	177	130	92	61	61	35	7	7	24	19	85	69	–	–
Hulha Negra	107	68	107	68	59	51	2	3	46	14	–	–	–	–
Humaitá-RS	6	1	6	1	6	1	–	–	–	–	–	–	–	–
Ibarama	–	1	–	1	–	1	–	–	–	–	–	–	–	–
Ibiaçá	3	6	3	6	3	5	–	1	–	–	–	–	–	–
Ibiraiaras	–	1	–	1	–	1	–	–	–	–	–	–	–	–
Ibirapuitã	1	1	1	1	1	1	–	–	–	–	–	–	–	–
Ibirubá	165	64	77	44	74	42	2	2	1	–	88	20	–	–
Igrejinha	124	155	124	155	95	121	29	34	–	–	–	–	–	1
Ijuí	738	586	317	294	265	264	52	28	–	2	421	292	–	1
Ilópolis	4	2	4	2	4	2	–	–	–	–	–	–	–	–
Imbé	29	41	29	41	19	32	9	9	1	–	–	–	–	–
Imigrante	11	25	11	25	9	21	2	4	–	–	–	–	–	–
Independência-RS	–	9	–	9	–	6	–	3	–	–	–	–	–	–
Inhacorá	1	1	1	1	1	1	–	–	–	–	–	–	–	–
Ipê	10	7	10	7	7	7	3	–	–	–	–	–	–	–
Ipiranga do Sul	4	3	4	3	4	3	–	–	–	–	–	–	–	–
Iraí	3	3	3	3	2	2	1	1	–	–	–	–	–	–
Itaara	5	5	5	5	5	4	–	1	–	–	–	–	–	–
Itacurubi	1	2	1	2	–	2	1	–	–	–	–	–	–	–
Itaqui	96	81	76	63	57	53	19	10	–	–	20	18	–	1
Itati	2	4	2	4	–	4	2	–	–	–	–	–	–	1
Itatiba do Sul	2	–	2	–	2	–	–	–	–	–	–	–	–	–
Ivorá	–	4	–	4	–	3	–	1	–	–	–	–	–	–
Ivoti	82	102	82	102	68	82	14	20	–	–	–	–	–	1
Jaboticaba	1	–	1	–	–	–	1	–	–	–	–	–	–	–
Jacutinga-RS	4	6	4	6	3	4	–	2	1	–	–	–	–	–
Jaguarão	61	44	34	22	32	20	–	2	2	–	27	22	–	–
Jaguari	9	6	9	6	9	6	–	–	–	–	–	–	–	–
Jaquirana	6	4	6	4	6	4	–	–	–	–	–	–	–	–
Jari	1	2	1	2	1	2	–	–	–	–	–	–	–	–
Jóia	3	2	3	2	2	2	1	–	–	–	–	–	–	–
Júlio de Castilhos	105	122	68	93	63	90	2	3	3	–	37	29	4	–
Lagoa Bonita do Sul	1	–	1	–	1	–	–	–	–	–	–	–	–	–
Lagoão	–	1	–	1	–	1	–	–	–	–	–	–	–	–
Lagoa dos Três Cantos	2	3	2	3	1	3	–	–	1	–	–	–	–	1
Lagoa Vermelha	471	389	71	97	60	90	9	7	2	–	400	292	1	–
Lajeado-RS	609	617	524	544	403	436	116	103	5	5	85	73	2	3
Lavras do Sul	7	4	7	4	6	2	1	2	–	–	–	–	1	–
Liberato Salzano	1	–	1	–	1	–	–	–	–	–	–	–	–	–
Lindolfo Collor	26	19	26	19	23	17	3	2	–	–	–	–	–	–
Linha Nova	3	1	3	1	3	–	–	1	–	–	–	–	–	–
Machadinho	3	6	3	6	3	6	–	–	–	–	–	–	–	–
Maçambara	2	7	2	7	2	7	–	–	–	–	–	–	–	–
Mampituba	1	1	1	1	–	–	1	1	–	–	–	–	–	–
Manoel Viana	10	7	10	7	10	6	–	1	–	–	–	–	–	–

Capítulo 58 - Estatísticas Municipais

58.1 - Estatísticas municipais de acidentes do trabalho, por situação do registro e motivo - 2014/2015

(continuação)

MUNICÍPIO	ESTATÍSTICAS DE ACIDENTES DO TRABALHO													
	Total		Com CAT Registrada								Sem CAT Registrada		Óbito	
			Total		Motivo									
					Típico		Trajeto		Doença do Trabalho					
	2014	2015	2014	2015	2014	2015	2014	2015	2014	2015	2014	2015	2014	2015
Maquiné	7	7	7	7	6	6	1	1	–	–	–	–	–	–
Maratá	–	1	–	1	–	1	–	–	–	–	–	–	–	–
Marau	443	273	269	189	195	164	47	18	27	7	174	84	1	2
Marcelino Ramos	9	7	9	7	9	6	–	1	–	–	–	–	–	–
Mariana Pimentel	6	1	6	1	6	1	–	–	–	–	–	–	–	–
Mariano Moro	1	2	1	2	1	2	–	–	–	–	–	–	–	–
Marques de Souza	4	11	4	11	2	9	2	2	–	–	–	–	–	2
Mata	2	1	2	1	2	–	–	1	–	–	–	–	–	–
Mato Castelhano	4	7	4	7	2	6	1	1	1	–	–	–	–	–
Mato Leitão	8	14	8	14	6	13	2	1	–	–	–	–	–	–
Maximiliano de Almeida	2	10	2	10	2	9	–	1	–	–	–	–	–	–
Minas do Leão	21	29	21	29	21	25	–	2	–	2	–	–	–	–
Miraguaí	6	28	6	28	2	26	4	2	–	–	–	–	–	–
Montauri	3	5	3	5	3	5	–	–	–	–	–	–	–	–
Monte Alegre dos Campos	8	–	8	–	1	–	7	–	–	–	–	–	–	–
Monte Belo do Sul	15	9	15	9	14	8	1	1	–	–	–	–	–	–
Montenegro	473	405	415	360	327	291	73	62	15	7	58	45	–	2
Mormaço	–	5	–	5	–	5	–	–	–	–	–	–	–	–
Morro Redondo	–	1	–	1	–	1	–	–	–	–	–	–	–	–
Morro Reuter	32	17	32	17	29	17	3	–	–	–	–	–	–	–
Mostardas	4	9	4	9	4	9	–	–	–	–	–	–	–	–
Muçum	13	8	13	8	12	7	1	1	–	–	–	–	1	–
Muitos Capões	10	9	10	9	10	9	–	–	–	–	–	–	–	–
Muliterno	1	1	1	1	1	–	–	1	–	–	–	–	–	–
Não-Me-Toque	248	198	248	198	223	181	17	3	8	14	–	–	1	–
Nicolau Vergueiro	2	–	2	–	2	–	–	–	–	–	–	–	–	–
Nonoai	23	18	23	18	21	16	2	2	–	–	–	–	–	–
Nova Araçá	78	71	78	71	74	65	2	2	2	4	–	–	–	–
Nova Bassano	97	58	97	58	92	57	2	1	3	–	–	–	–	1
Nova Bréscia	–	6	–	6	–	1	–	5	–	–	–	–	–	–
Nova Candelária	4	3	4	3	3	3	1	–	–	–	–	–	–	–
Nova Esperança do Sul	45	32	45	32	40	31	5	1	–	–	–	–	–	1
Nova Hartz	32	39	32	39	25	30	7	9	–	–	–	–	–	1
Nova Pádua	4	2	4	2	4	–	–	2	–	–	–	–	–	–
Nova Palma	2	7	2	7	2	6	–	1	–	–	–	–	–	–
Nova Petrópolis	81	78	81	78	67	66	11	10	3	2	–	–	–	1
Nova Prata	216	200	73	78	60	63	12	15	1	–	143	122	1	1
Nova Roma do Sul	4	5	4	5	4	5	–	–	–	–	–	–	–	–
Nova Santa Rita-RS	94	86	94	86	64	58	10	21	20	7	–	–	3	–
Novo Cabrais	1	–	1	–	–	–	1	–	–	–	–	–	–	–
Novo Hamburgo	1.016	981	861	879	674	670	172	195	15	14	155	102	2	2
Novo Machado	–	1	–	1	–	1	–	–	–	–	–	–	–	–
Novo Xingu	1	1	1	1	–	1	1	–	–	–	–	–	–	–
Novo Barreiro	2	–	2	–	2	–	–	–	–	–	–	–	–	–
Osório	292	237	135	91	102	75	32	15	1	1	157	146	–	1
Paim Filho	3	1	3	1	3	1	–	–	–	–	–	–	–	–
Palmares do Sul	23	24	23	24	23	23	–	1	–	–	–	–	–	–
Palmeira das Missões	201	214	21	25	15	17	5	7	1	1	180	189	–	–
Palmitinho	5	2	5	2	4	2	1	–	–	–	–	–	–	–
Panambi	422	303	384	242	355	216	29	18	–	8	38	61	1	2
Pântano Grande	23	20	23	20	19	17	4	3	–	–	–	–	1	1
Paraí	23	21	23	21	15	21	8	–	–	–	–	–	–	–
Paraíso do Sul	4	4	4	4	3	3	1	1	–	–	–	–	–	–
Pareci Novo	8	5	8	5	6	4	2	1	–	–	–	–	–	2
Parobé	105	75	105	75	84	57	19	18	2	–	–	–	–	1
Passa Sete	4	–	4	–	3	–	1	–	–	–	–	–	–	–
Passo do Sobrado	5	3	5	3	4	3	1	–	–	–	–	–	–	1
Passo Fundo	1.714	1.648	1.418	1.369	1.204	1.181	183	161	31	27	296	279	3	4
Paulo Bento	15	29	15	29	15	28	–	1	–	–	–	–	–	–
Paverama	20	13	20	13	15	9	5	4	–	–	–	–	1	–
Pedras Altas	–	3	–	3	–	3	–	–	–	–	–	–	–	–
Pedro Osório	7	2	7	2	6	2	1	–	–	–	–	–	–	–
Pejuçara	1	7	1	7	1	6	–	1	–	–	–	–	–	–
Pelotas	894	580	536	432	403	330	115	91	18	11	358	148	5	2
Picada Café	29	28	29	28	28	26	1	2	–	–	–	–	–	–
Pinhal	2	9	2	9	2	7	–	2	–	–	–	–	–	–
Pinhal Grande	1	4	1	4	–	3	1	1	–	–	–	–	–	–

Capítulo 58 - Estatísticas Municipais

58.1 - Estatísticas municipais de acidentes do trabalho, por situação do registro e motivo - 2014/2015

(continuação)

MUNICÍPIO	ESTATÍSTICAS DE ACIDENTES DO TRABALHO													
	Total		Com CAT Registrada								Sem CAT Registrada		Óbito	
			Total		Motivo									
					Típico		Trajeto		Doença do Trabalho					
	2014	2015	2014	2015	2014	2015	2014	2015	2014	2015	2014	2015	2014	2015
Pinheirinho do Vale	1	5	1	5	1	3	–	2	–	–	–	–	–	–
Pinheiro Machado	10	5	10	5	8	5	2	–	–	–	–	–	–	–
Pinto Bandeira	1	–	1	–	1	–	–	–	–	–	–	–	–	–
Piratini	18	19	18	19	16	17	1	2	1	–	–	–	–	1
Planalto-RS	12	7	12	7	12	6	–	1	–	–	–	–	–	–
Poço das Antas	20	29	20	29	20	29	–	–	–	–	–	–	–	–
Pontão	2	9	2	9	2	5	–	4	–	–	–	–	–	–
Ponte Preta	2	–	2	–	2	–	–	–	–	–	–	–	–	–
Portão	120	100	120	100	100	83	20	16	–	1	–	–	–	–
Porto Alegre	11.751	11.443	10.227	9.666	7.782	7.450	1.952	1.827	493	389	1.524	1.777	15	11
Porto Lucena	282	124	3	7	2	3	1	4	–	–	279	117	–	–
Porto Vera Cruz	–	1	–	1	–	1	–	–	–	–	–	–	–	–
Porto Xavier	3	1	3	1	3	–	–	1	–	–	–	–	–	–
Pouso Novo	5	4	5	4	5	3	–	1	–	–	–	–	–	–
Presidente Lucena	21	21	21	21	15	21	4	–	2	–	–	–	–	–
Progresso	5	4	5	4	4	4	1	–	–	–	–	–	–	–
Protásio Alves	2	4	2	4	2	4	–	–	–	–	–	–	–	–
Putinga	2	2	2	2	2	2	–	–	–	–	–	–	–	–
Quaraí	29	18	29	18	18	12	11	6	–	–	–	–	–	–
Quatro Irmãos	1	2	1	2	–	2	1	–	–	–	–	–	–	1
Quevedos	2	2	2	2	2	1	–	1	–	–	–	–	–	–
Quinze de Novembro	6	8	6	8	5	7	1	1	–	–	–	–	–	–
Redentora	1	–	1	–	1	–	–	–	–	–	–	–	–	–
Relvado	2	1	2	1	2	1	–	–	–	–	–	–	–	–
Restinga Seca	6	7	6	7	5	4	1	3	–	–	–	–	–	1
Rio dos Índios	–	1	–	1	–	1	–	–	–	–	–	–	–	–
Rio Grande	1.401	1.038	1.264	927	1.041	732	203	176	20	19	137	111	9	4
Rio Pardo	167	134	36	46	23	33	13	13	–	–	131	88	–	1
Riozinho	3	9	3	9	3	8	–	1	–	–	–	–	–	–
Roca Sales	41	29	41	29	37	26	4	3	–	–	–	–	–	1
Rodeio Bonito	5	6	5	6	3	6	1	–	1	–	–	–	–	–
Rolante	34	28	34	28	27	22	7	6	–	–	–	–	–	–
Ronda Alta	6	3	6	3	6	3	–	–	–	–	–	–	1	–
Rondinha	1	3	1	3	1	3	–	–	–	–	–	–	–	1
Roque Gonzales	2	3	2	3	2	1	–	2	–	–	–	–	–	–
Rosário do Sul	141	136	89	97	82	79	6	17	1	1	52	39	4	–
Sagrada Família	2	1	2	1	2	–	–	1	–	–	–	–	–	–
Saldanha Marinho	3	1	3	1	2	1	1	–	–	–	–	–	–	–
Salto do Jacuí	8	6	8	6	8	5	–	1	–	–	–	–	–	–
Salvador das Missões	4	1	4	1	3	1	1	–	–	–	–	–	–	–
Salvador do Sul	42	26	42	26	41	26	–	–	1	–	–	–	–	–
Sananduva	92	98	92	98	88	91	4	7	–	–	–	–	1	–
Santa Bárbara do Sul	17	4	17	4	15	4	2	–	–	–	–	–	–	–
Santa Cecília do Sul	3	3	3	3	2	2	1	1	–	–	–	–	–	–
Santa Clara do Sul	10	16	10	16	6	15	4	1	–	–	–	–	–	–
Santa Cruz do Sul	687	574	582	504	439	378	134	118	9	8	105	70	3	3
Santa Maria-RS	1.142	1.060	868	827	675	659	186	162	7	6	274	233	3	3
Santa Maria do Herval	13	6	13	6	12	6	–	–	1	–	–	–	1	–
Santa Margarida do Sul	5	5	5	5	4	3	1	2	–	–	–	–	–	1
Santana da Boa Vista	8	3	8	3	7	3	1	–	–	–	–	–	1	–
Santana do Livramento	166	165	73	67	51	45	19	21	3	1	93	98	–	–
Santa Rosa	1.266	789	552	464	464	401	68	49	20	14	714	325	2	1
Santa Tereza	1	1	1	1	1	1	–	–	–	–	–	–	–	–
Santa Vitória do Palmar	92	60	65	45	54	39	10	6	1	–	27	15	1	–
Santiago	191	159	61	54	50	42	10	11	1	1	130	105	–	–
Santo Ângelo	436	369	340	281	296	246	43	33	1	2	96	88	–	1
Santo Antônio do Palma	6	1	6	1	6	–	–	1	–	–	–	–	–	–
Santo Antônio da Patrulha	237	194	121	95	89	84	30	9	2	2	116	99	1	–
Santo Antônio das Missões	5	8	5	8	4	6	1	2	–	–	–	–	–	–
Santo Antônio do Planalto	7	2	7	2	6	2	1	–	–	–	–	–	–	–
Santo Augusto	15	10	15	10	13	9	2	1	–	–	–	–	2	–
Santo Cristo	24	22	24	22	22	19	2	3	–	–	–	–	–	1
Santo Expedito do Sul	1	1	1	1	1	–	–	1	–	–	–	–	–	–
São Borja	117	113	103	100	83	84	18	14	2	2	14	13	1	–
São Domingos do Sul	6	1	6	1	6	1	–	–	–	–	–	–	–	–
São Francisco de Assis	15	14	15	14	14	12	–	1	1	1	–	–	–	–
São Francisco de Paula-RS	27	50	27	50	26	44	1	5	–	1	–	–	–	1

Capítulo 58 - Estatísticas Municipais

58.1 - Estatísticas municipais de acidentes do trabalho, por situação do registro e motivo - 2014/2015

(continuação)

MUNICÍPIO	ESTATÍSTICAS DE ACIDENTES DO TRABALHO													
	Total		Com CAT Registrada								Sem CAT Registrada		Óbito	
			Total		Motivo									
					Típico		Trajeto		Doença do Trabalho					
	2014	2015	2014	2015	2014	2015	2014	2015	2014	2015	2014	2015	2014	2015
São Gabriel-RS	374	494	184	271	155	215	17	23	12	33	190	223	1	1
São Jerônimo	108	71	28	25	24	19	4	5	–	1	80	46	–	–
São João do Polêsine	1	1	1	1	–	1	1	–	–	–	–	–	–	–
São Jorge	2	4	2	4	2	4	–	–	–	–	–	–	–	–
São José do Herval	2	4	2	4	1	4	1	–	–	–	–	–	–	–
São José do Hortêncio	6	3	6	3	4	3	2	–	–	–	–	–	–	1
São José do Inhacorá	5	2	5	2	5	1	–	1	–	–	–	–	–	–
São José do Norte	30	72	30	72	28	62	2	5	–	5	–	–	–	–
São José do Ouro	6	9	6	9	6	7	–	2	–	–	–	–	–	–
São José do Sul	3	4	3	4	3	4	–	–	–	–	–	–	–	–
São José dos Ausentes	2	3	2	3	2	3	–	–	–	–	–	–	–	–
São Leopoldo	1.136	921	1.019	826	828	643	173	168	18	15	117	95	1	2
São Lourenço do Sul	198	155	59	33	53	30	6	2	–	1	139	122	–	–
São Luiz Gonzaga	63	118	53	83	40	69	13	14	–	–	10	35	1	2
São Marcos	141	134	141	134	134	127	7	7	–	–	–	–	–	–
São Martinho-RS	3	3	3	3	3	2	–	–	–	1	–	–	–	–
São Martinho da Serra	2	–	2	–	–	–	2	–	–	–	–	–	–	–
São Miguel das Missões	3	5	3	5	3	4	–	1	–	–	–	–	–	–
São Nicolau	2	–	2	–	2	–	–	–	–	–	–	–	–	–
São Paulo das Missões	1	–	1	–	1	–	–	–	–	–	–	–	–	–
São Pedro da Serra	7	4	7	4	5	4	2	–	–	–	–	–	–	–
São Pedro das Missões	–	2	–	2	–	–	–	2	–	–	–	–	–	–
São Pedro do Butiá	4	2	4	2	4	2	–	–	–	–	–	–	–	–
São Pedro do Sul	9	9	9	9	7	7	2	2	–	–	–	–	–	–
São Sebastião do Caí	361	295	322	277	301	251	17	22	4	4	39	18	–	–
São Sepé	22	36	22	36	20	30	2	6	–	–	–	–	2	–
São Valentim	1	3	1	3	1	3	–	–	–	–	–	–	–	–
São Valentim do Sul	4	3	4	3	3	1	1	2	–	–	–	–	–	–
São Vendelino	4	2	4	2	3	2	1	–	–	–	–	–	–	–
São Vicente do Sul	14	4	14	4	8	4	6	–	–	–	–	–	–	–
Sapiranga	277	248	238	214	162	149	73	62	3	3	39	34	2	–
Sapucaia do Sul	422	404	422	404	295	292	108	104	19	8	–	–	3	1
Sarandi-RS	394	341	101	126	74	107	17	11	10	8	293	215	1	–
Seberi	16	15	16	15	14	13	2	2	–	–	–	–	–	2
Sede Nova	1	3	1	3	1	2	–	1	–	–	–	–	–	–
Segredo	3	2	3	2	3	2	–	–	–	–	–	–	–	–
Selbach	9	7	9	7	6	6	3	1	–	–	–	–	–	–
Senador Salgado Filho	2	3	2	3	1	2	1	1	–	–	–	–	–	–
Sentinela do Sul	7	2	7	2	5	2	2	–	–	–	–	–	–	–
Serafina Corrêa	67	56	41	39	33	35	7	4	1	–	26	17	1	–
Sério	2	–	2	–	2	–	–	–	–	–	–	–	–	–
Sertão	2	4	2	4	2	3	–	1	–	–	–	–	–	–
Sertão Santana	4	3	4	3	4	3	–	–	–	–	–	–	–	–
Sete de Setembro	–	1	–	1	–	1	–	–	–	–	–	–	–	–
Severiano de Almeida	4	2	4	2	3	2	1	–	–	–	–	–	–	–
Silveira Martins	2	1	2	1	2	1	–	–	–	–	–	–	–	–
Sinimbu	4	5	4	5	3	4	1	1	–	–	–	–	–	–
Sobradinho-RS	256	212	14	20	10	15	4	5	–	–	242	192	–	–
Soledade-RS	223	164	44	34	38	27	6	7	–	–	179	130	–	–
Tabaí	2	5	2	5	2	3	–	2	–	–	–	–	–	–
Tapejara-RS	83	83	83	83	77	76	6	6	–	1	–	–	–	–
Tapera	21	15	21	15	18	14	2	1	1	–	–	–	–	–
Tapes	69	33	17	9	12	8	5	1	–	–	52	24	2	–
Taquara	253	242	104	114	78	65	26	47	–	2	149	128	1	–
Taquari	89	74	61	57	47	43	14	14	–	–	28	17	–	–
Taquaruçu do Sul	1	2	1	2	1	1	–	1	–	–	–	–	–	–
Tavares-RS	1	2	1	2	1	1	–	1	–	–	–	–	–	–
Tenente Portela	27	11	27	11	23	10	3	1	1	–	–	–	–	–
Terra de Areia	7	9	7	9	6	7	1	2	–	–	–	–	–	–
Teutônia	166	161	142	127	103	98	39	29	–	–	24	34	2	–
Tio Hugo	9	1	9	1	8	–	1	1	–	–	–	–	–	–
Tiradentes do Sul	3	1	3	1	2	1	1	–	–	–	–	–	–	–
Toropi	–	2	–	2	–	1	–	1	–	–	–	–	–	–
Torres	119	97	87	76	68	64	16	10	3	2	32	21	–	–
Tramandaí	101	129	101	129	87	114	13	13	1	2	–	–	1	–
Travesseiro	–	2	–	2	–	2	–	–	–	–	–	–	–	–
Três Arroios	1	2	1	2	1	2	–	–	–	–	–	–	–	–

Capítulo 58 - Estatísticas Municipais

58.1 - Estatísticas municipais de acidentes do trabalho, por situação do registro e motivo - 2014/2015

(continuação)

MUNICÍPIO	ESTATÍSTICAS DE ACIDENTES DO TRABALHO													
	Total		Com CAT Registrada								Sem CAT Registrada		Óbito	
			Total		Motivo									
					Típico		Trajeto		Doença do Trabalho					
	2014	2015	2014	2015	2014	2015	2014	2015	2014	2015	2014	2015	2014	2015
Três Cachoeiras	22	14	22	14	15	13	7	1	–	–	–	–	–	–
Três Coroas	97	70	97	70	76	50	21	19	–	1	–	–	–	1
Três de Maio	158	152	64	62	53	50	11	12	–	–	94	90	1	–
Três Forquilhas	3	2	3	2	2	2	1	–	–	–	–	–	–	2
Três Palmeiras	6	2	6	2	6	2	–	–	–	–	–	–	1	–
Três Passos	326	232	77	72	64	65	12	6	1	1	249	160	2	–
Trindade do Sul	9	12	9	12	7	12	2	–	–	–	–	–	1	–
Triunfo-RS	179	103	179	103	154	87	24	15	1	1	–	–	–	2
Tucunduva	5	7	5	7	5	7	–	–	–	–	–	–	–	–
Tupanciretã	54	44	36	30	30	24	3	6	3	–	18	14	–	1
Tupandi	16	19	16	19	14	17	2	2	–	–	–	–	–	–
Tuparendi	6	10	6	10	5	8	1	2	–	–	–	–	–	–
Turuçu	8	2	8	2	8	2	–	–	–	–	–	–	1	–
Unistalda	–	1	–	1	–	1	–	–	–	–	–	–	–	–
Uruguaiana	409	397	245	250	185	187	51	54	9	9	164	147	1	2
Vacaria	436	388	174	170	155	155	16	14	3	1	262	218	3	1
Vale Verde	–	1	–	1	–	1	–	–	–	–	–	–	1	–
Vale do Sol	6	5	6	5	5	4	1	1	–	–	–	–	–	–
Vale Real	8	16	8	16	7	11	1	5	–	–	–	–	–	–
Vanini	2	–	2	–	2	–	–	–	–	–	–	–	–	–
Venâncio Aires	778	593	562	431	476	363	78	59	8	9	216	162	–	2
Vera Cruz-RS	39	40	39	40	22	21	16	17	1	2	–	–	1	–
Veranópolis	208	159	130	96	113	84	14	10	3	2	78	63	–	–
Vespasiano Correa	1	–	1	–	1	–	–	–	–	–	–	–	–	–
Viadutos	6	3	6	3	6	3	–	–	–	–	–	–	–	–
Viamão	605	476	349	343	245	242	99	95	5	6	256	133	–	1
Vicente Dutra	2	–	2	–	2	–	–	–	–	–	–	–	–	–
Victor Graeff	2	4	2	4	2	4	–	–	–	–	–	–	–	–
Vila Flores	8	9	8	9	7	9	1	–	–	–	–	–	–	–
Vila Lângaro	9	6	9	6	8	6	1	–	–	–	–	–	–	–
Vila Maria	14	11	14	11	14	10	–	1	–	–	–	–	1	1
Vila Nova do Sul	3	5	3	5	2	4	1	1	–	–	–	–	–	–
Vista Alegre	1	–	1	–	1	–	–	–	–	–	–	–	–	–
Vista Alegre do Prata	2	1	2	1	2	1	–	–	–	–	–	–	–	–
Vista Gaúcha	5	2	5	2	4	2	1	–	–	–	–	–	–	–
Westfália	35	47	35	47	33	44	2	2	–	1	–	–	1	–
Xangri-lá	24	32	24	32	20	24	4	7	–	1	–	–	1	–
Ignorado RGS	77	56	12	10	6	6	6	4	–	–	65	46	–	–
Mato Grosso do Sul	**10.973**	**9.766**	**8.524**	**7.858**	**6.489**	**6.126**	**1.829**	**1.559**	**206**	**173**	**2.449**	**1.908**	**64**	**45**
Água Clara	65	82	65	82	54	60	11	21	–	1	–	–	–	2
Alcinópolis	5	8	5	8	4	8	1	–	–	–	–	–	1	–
Amambaí	110	100	34	32	23	19	11	13	–	–	76	68	–	–
Anastácio	66	67	26	29	22	26	4	3	–	–	40	38	–	1
Anaurilândia	10	9	10	9	9	8	1	1	–	–	–	–	–	–
Angélica	78	144	78	144	76	140	2	4	–	–	–	–	–	–
Antônio João	5	–	5	–	4	–	1	–	–	–	–	–	–	–
Aparecida do Taboado	203	175	177	151	153	122	24	29	–	–	26	24	–	1
Aquidauana	140	147	81	75	65	64	14	8	2	3	59	72	1	–
Aral Moreira	8	10	8	10	6	6	2	4	–	–	–	–	–	1
Bandeirantes-MS	10	18	10	18	8	13	2	4	–	1	–	–	–	–
Bataguassu	286	338	244	292	198	257	31	11	15	24	42	46	–	2
Bataiporã	47	39	47	39	43	36	4	3	–	–	–	–	–	–
Bela Vista	53	42	40	33	35	30	3	3	2	–	13	9	–	–
Bodoquena	16	7	16	7	15	7	1	–	–	–	–	–	–	–
Bonito-MS	71	53	24	26	15	21	9	4	–	1	47	27	1	–
Brasilândia	59	57	38	51	36	44	2	6	–	1	21	6	–	1
Caarapó	119	99	111	96	93	90	18	6	–	–	8	3	2	1
Camapuã	20	37	20	37	17	33	3	3	–	1	–	–	2	–
Campo Grande-MS	4.189	3.730	3.277	2.972	2.277	2.086	922	803	78	83	912	758	8	11
Caracol-MS	11	9	11	9	8	9	3	–	–	–	–	–	–	–
Cassilândia	82	90	67	63	55	52	11	11	1	–	15	27	2	2
Chapadão do Sul	103	108	103	108	92	90	11	16	–	2	–	–	3	2
Corguinho	5	11	5	11	5	11	–	–	–	–	–	–	–	–
Coronel Sapucaia	1	2	1	2	1	1	–	1	–	–	–	–	–	–
Corumbá	230	211	204	165	168	132	35	29	1	4	26	46	5	1
Costa Rica	146	100	89	77	66	57	23	20	–	–	57	23	1	1

Capítulo 58 - Estatísticas Municipais

58.1 - Estatísticas municipais de acidentes do trabalho, por situação do registro e motivo - 2014/2015

(continuação)

MUNICÍPIO	ESTATÍSTICAS DE ACIDENTES DO TRABALHO													
	Total		Com CAT Registrada								Sem CAT Registrada		Óbito	
			Total		Motivo									
					Típico		Trajeto		Doença do Trabalho					
	2014	2015	2014	2015	2014	2015	2014	2015	2014	2015	2014	2015	2014	2015
Coxim	105	130	53	49	41	45	12	3	–	1	52	81	1	–
Deodápolis	32	18	7	18	5	16	2	2	–	–	25	–	–	–
Dois Irmãos do Buriti	56	32	56	32	52	29	4	3	–	–	–	–	–	–
Douradina-MS	2	7	2	7	–	5	2	2	–	–	–	–	1	–
Dourados	958	829	707	733	461	534	212	181	34	18	251	96	6	3
Eldorado-MS	19	17	19	17	14	15	4	2	1	–	–	–	–	1
Fátima do Sul	34	34	28	28	26	25	2	2	–	1	6	6	–	2
Glória de Dourados	8	4	8	4	4	1	4	2	–	1	–	–	–	–
Guia Lopes da Laguna	7	5	7	5	4	4	1	1	2	–	–	–	1	1
Iguatemi	84	85	30	32	25	31	4	1	1	–	54	53	–	–
Inocência	41	20	41	20	37	17	3	3	1	–	–	–	–	–
Itaporã	31	25	31	25	26	22	5	3	–	–	–	–	–	–
Itaquiraí	95	70	95	70	89	63	5	7	1	–	–	–	–	–
Ivinhema	132	101	112	94	90	86	22	7	–	1	20	7	5	–
Japorã	1	–	1	–	1	–	–	–	–	–	–	–	–	–
Jaraguari	18	13	18	13	17	12	1	1	–	–	–	–	1	–
Jardim-MS	53	51	28	22	20	16	7	6	1	–	25	29	–	–
Jateí	5	4	5	4	5	4	–	–	–	–	–	–	–	–
Juti	14	10	14	10	14	9	–	1	–	–	–	–	–	1
Ladário	17	10	17	10	15	10	2	–	–	–	–	–	–	1
Laguna Carapã	6	12	6	12	3	9	3	3	–	–	–	–	–	–
Maracaju	128	133	122	128	105	115	16	13	1	–	6	5	2	1
Miranda	67	48	58	42	41	42	17	–	–	–	9	6	1	–
Mundo Novo-MS	44	21	22	14	14	11	8	3	–	–	22	7	–	–
Naviraí	362	308	156	114	133	95	23	19	–	–	206	194	1	1
Nioaque	7	8	7	8	7	8	–	–	–	–	–	–	–	–
Nova Alvorada do Sul	55	56	55	56	46	45	9	11	–	–	–	–	1	–
Nova Andradina	165	111	111	101	93	78	18	23	–	–	54	10	1	1
Novo Horizonte do Sul	4	6	4	6	2	5	2	1	–	–	–	–	–	–
Paranaíba	191	132	126	113	102	82	24	31	–	–	65	19	1	1
Paranhos	3	4	3	4	3	3	–	1	–	–	–	–	–	–
Pedro Gomes	14	6	14	6	9	4	5	2	–	–	–	–	1	–
Ponta Porã	140	117	115	91	97	67	17	24	1	–	25	26	–	1
Porto Murtinho	14	24	14	24	14	24	–	–	–	–	–	–	1	–
Ribas do Rio Pardo	77	67	77	67	70	64	7	3	–	–	–	–	1	–
Rio Brilhante	173	149	169	144	130	129	39	15	–	–	4	5	1	–
Rio Negro-MS	5	6	5	6	5	3	–	2	–	1	–	–	–	–
Rio Verde de Mato Grosso	73	78	48	45	40	34	7	11	1	–	25	33	–	1
Rochedo	18	57	18	57	13	54	5	3	–	–	–	–	1	–
Santa Rita do Pardo	20	23	20	23	16	20	3	3	1	–	–	–	1	–
São Gabriel do Oeste	208	243	174	201	154	180	15	18	5	3	34	42	2	2
Sete Quedas	2	1	2	1	1	1	1	–	–	–	–	–	–	–
Selvíria	23	12	23	12	18	8	4	3	1	1	–	–	–	–
Sidrolândia	252	116	129	98	76	76	16	10	37	12	123	18	2	–
Sonora	34	23	34	23	30	22	3	1	1	–	–	–	–	–
Tacuru	10	–	10	–	6	–	4	–	–	–	–	–	–	–
Taquarussu	1	1	1	1	1	1	–	–	–	–	–	–	–	–
Terenos	140	93	140	93	116	76	10	8	14	9	–	–	2	–
Três Lagoas	873	745	772	621	640	497	128	120	4	4	101	124	3	2
Vicentina	5	3	5	3	4	3	1	–	–	–	–	–	–	–
Ignorado Mato Grosso Sul	9	5	9	5	6	4	3	1	–	–	–	–	1	–
Mato Grosso	**13.895**	**12.160**	**11.067**	**10.010**	**8.814**	**8.005**	**2.111**	**1.887**	**142**	**118**	**2.828**	**2.150**	**130**	**103**
Acorizal	3	6	3	6	2	5	–	1	1	–	–	–	–	–
Água Boa-MT	114	99	50	60	42	47	8	13	–	–	64	39	2	1
Alta Floresta	179	187	179	187	140	153	37	31	2	3	–	–	1	–
Alto Araguaia	44	40	34	33	30	29	3	4	1	–	10	7	–	1
Alto Boa Vista	6	4	6	4	3	4	3	–	–	–	–	–	–	–
Alto Garças	21	19	21	19	17	15	4	3	–	1	–	–	5	1
Alto Paraguai	3	6	3	6	1	3	2	3	–	–	–	–	1	–
Alto Taquari	23	18	23	18	17	16	6	2	–	–	–	–	–	–
Apiacás	11	5	11	5	10	5	1	–	–	–	–	–	1	–
Araguaiana	8	16	8	16	8	14	–	2	–	–	–	–	1	–
Araguainha	–	2	–	2	–	2	–	–	–	–	–	–	–	–
Araputanga	80	50	80	50	67	41	11	7	2	2	–	–	–	–
Arenápolis	8	6	8	6	4	4	3	2	1	–	–	–	–	–
Aripuanã	58	41	58	41	52	26	6	12	–	3	–	–	1	–

Capítulo 58 - Estatísticas Municipais

58.1 - Estatísticas municipais de acidentes do trabalho, por situação do registro e motivo - 2014/2015

(continuação)

MUNICÍPIO	ESTATÍSTICAS DE ACIDENTES DO TRABALHO													
	Total		Com CAT Registrada								Sem CAT Registrada		Óbito	
			Total		Motivo									
					Típico		Trajeto		Doença do Trabalho					
	2014	2015	2014	2015	2014	2015	2014	2015	2014	2015	2014	2015	2014	2015
Barão de Melgaço	3	6	3	6	3	6	–	–	–	–	–	–	–	1
Barra do Bugres	68	51	56	49	47	46	9	3	–	–	12	2	2	3
Barra do Garças	301	262	204	182	173	146	30	35	1	1	97	80	3	2
Bom Jesus do Araguaia	33	26	33	26	32	24	1	2	–	–	–	–	–	–
Brasnorte	98	97	98	97	88	88	10	8	–	1	–	–	1	1
Cáceres	211	156	144	105	107	69	35	35	2	1	67	51	1	2
Campinápolis	12	8	12	8	11	7	1	1	–	–	–	–	–	–
Campo Novo do Parecis	191	140	191	140	167	122	24	18	–	–	–	–	3	2
Campo Verde	204	218	153	181	128	155	24	25	1	1	51	37	3	4
Campos de Júlio	34	49	34	49	34	47	–	2	–	–	–	–	–	3
Canabrava do Norte	3	9	3	9	3	6	–	3	–	–	–	–	–	–
Canarana-MT	34	37	34	37	30	30	3	6	1	1	–	–	1	–
Carlinda	12	9	12	9	11	6	1	3	–	–	–	–	–	–
Castanheira	12	10	12	10	6	6	6	4	–	–	–	–	1	–
Chapada dos Guimarães	21	11	21	11	17	8	4	2	–	1	–	–	2	–
Cláudia	35	24	35	24	34	22	1	2	–	–	–	–	1	–
Cocalinho	9	8	9	8	8	7	1	1	–	–	–	–	–	–
Colíder	94	102	94	102	85	92	8	10	1	–	–	–	1	3
Colniza	34	29	34	29	27	23	6	6	1	–	–	–	1	–
Comodoro	38	35	38	35	31	29	7	5	–	1	–	–	–	1
Confresa	184	114	68	38	56	32	10	5	2	1	116	76	1	1
Conquista d'Oeste	2	8	2	8	2	8	–	–	–	–	–	–	–	–
Cotriguaçu	18	10	18	10	16	7	2	3	–	–	–	–	1	–
Cuiabá	2.666	2.302	2.046	1.882	1.505	1.396	503	456	38	30	620	420	9	7
Curvelândia	2	3	2	3	1	1	1	2	–	–	–	–	–	–
Denise	4	5	4	5	3	3	1	2	–	–	–	–	–	–
Diamantino	144	171	125	157	110	139	15	16	–	2	19	14	2	2
Dom Aquino	19	23	19	23	16	19	3	4	–	–	–	–	–	–
Feliz Natal	7	7	7	7	3	4	4	3	–	–	–	–	–	–
Figueirópolis d'Oeste	4	7	4	7	3	7	1	–	–	–	–	–	1	–
Gaúcha do Norte	16	13	16	13	13	12	2	–	1	1	–	–	–	–
General Carneiro-MT	14	13	14	13	11	12	3	1	–	–	–	–	–	1
Glória d'Oeste	2	2	2	2	2	1	–	1	–	–	–	–	–	–
Guarantã do Norte	152	125	152	125	144	110	8	13	–	2	–	–	1	1
Guiratinga	27	17	27	17	25	15	1	2	1	–	–	–	–	–
Indiavaí	7	4	7	4	7	4	–	–	–	–	–	–	–	–
Itaúba	16	27	16	27	13	25	3	2	–	–	–	–	–	–
Itiquira	52	58	52	58	44	50	8	6	–	2	–	–	–	–
Jaciara	126	196	106	147	89	135	16	12	1	–	20	49	–	2
Jangada	36	26	36	26	31	19	4	7	1	–	–	–	4	1
Jauru	6	9	6	9	6	8	–	1	–	–	–	–	–	–
Juara	118	129	118	129	95	104	23	25	–	–	–	–	2	2
Juína	139	138	139	138	105	111	30	26	4	1	–	–	3	2
Juruena	21	22	21	22	17	21	4	1	–	–	–	–	–	–
Juscimeira	10	14	10	14	8	12	2	1	–	1	–	–	–	1
Lambari d'Oeste	11	7	11	7	11	6	–	1	–	–	–	–	–	–
Lucas do Rio Verde	326	206	326	206	282	165	42	37	2	4	–	–	4	3
Luciara	1	–	1	–	1	–	–	–	–	–	–	–	–	–
Vila Bela da Santíssima Trin	68	63	68	63	62	59	5	4	1	0	0	0	0	0
Marcelândia	18	19	18	19	16	13	2	5	0	1	0	0	1	1
Matupá	69	64	69	64	51	60	16	4	2	0	0	0	1	0
Mirassol d'Oeste	115	86	51	42	40	33	11	8	–	1	64	44	1	–
Nobres	67	51	67	51	62	47	5	4	–	–	–	–	1	–
Nortelândia	7	6	7	6	2	5	5	1	–	–	–	–	–	–
Nossa Senhora do Livramento	15	10	15	10	10	6	5	4	–	–	–	–	–	–
Nova Bandeirantes	17	16	17	16	14	12	3	4	–	–	–	–	–	–
Nova Nazaré	4	1	4	1	4	1	–	–	–	–	–	–	–	–
Nova Lacerda	14	4	14	4	12	4	2	–	–	–	–	–	–	–
Nova Santa Helena	8	5	8	5	8	4	–	–	–	1	–	–	–	–
Nova Brasilândia	3	4	3	4	2	4	1	–	–	–	–	–	–	–
Nova Canaã do Norte	57	54	57	54	57	41	–	10	–	3	–	–	–	1
Nova Mutum	420	402	420	402	364	358	52	44	4	–	–	–	3	2
Nova Olímpia-MT	45	33	45	33	41	30	4	3	–	–	–	–	5	–
Nova Ubiratã	71	48	71	48	67	47	4	1	–	–	–	–	–	2
Nova Xavantina	38	52	27	40	17	36	9	4	1	–	11	12	–	–
Novo Mundo	3	1	3	1	3	1	–	–	–	–	–	–	–	–
Novo Horizonte do Norte	1	–	1	–	1	–	–	–	–	–	–	–	–	–

Capítulo 58 - Estatísticas Municipais

58.1 - Estatísticas municipais de acidentes do trabalho, por situação do registro e motivo - 2014/2015

(continuação)

MUNICÍPIO	ESTATÍSTICAS DE ACIDENTES DO TRABALHO													
	Total		Com CAT Registrada								Sem CAT Registrada		Óbito	
			Total		Motivo									
					Típico		Trajeto		Doença do Trabalho					
	2014	2015	2014	2015	2014	2015	2014	2015	2014	2015	2014	2015	2014	2015
Novo São Joaquim	35	22	35	22	30	21	4	1	1	–	–	–	–	–
Paranaíta	179	207	179	207	160	201	16	6	3	–	–	–	2	–
Paranatinga	218	206	197	192	152	165	27	15	18	12	21	14	3	–
Novo Santo Antônio-MT	1	1	1	1	1	1	–	–	–	–	–	–	–	–
Pedra Preta-MT	102	114	102	114	97	110	5	4	–	–	–	–	–	2
Peixoto de Azevedo	19	13	19	13	14	8	2	4	3	1	–	–	–	–
Planalto da Serra	9	4	9	4	8	3	1	1	–	–	–	–	–	1
Poconé	35	22	33	21	30	16	2	5	1	–	2	1	1	–
Pontal do Araguaia	14	2	14	2	11	1	3	1	–	–	–	–	–	–
Pontes e Lacerda	198	137	139	98	117	85	20	13	2	–	59	39	2	1
Porto Alegre do Norte	12	7	12	7	8	6	4	1	–	–	–	–	–	–
Porto dos Gaúchos	25	22	25	22	23	19	2	3	–	–	–	–	–	2
Porto Esperidião	25	23	25	23	20	21	5	2	–	–	–	–	3	–
Porto Estrela	2	2	2	2	2	2	–	–	–	–	–	–	–	–
Poxoréo	39	44	36	41	19	31	17	10	–	–	3	3	1	1
Primavera do Leste	321	224	257	209	199	147	57	60	1	2	64	15	1	2
Querência	52	62	52	62	45	54	7	8	–	–	–	–	2	–
São José dos Quatro Marcos	60	42	60	42	48	35	11	5	1	2	–	–	–	–
Reserva do Cabaçal	4	–	4	–	4	–	–	–	–	–	–	–	–	–
Ribeirão Cascalheira	17	9	17	9	12	7	5	2	–	–	–	–	1	–
Ribeirãozinho	2	1	2	1	1	1	1	–	–	–	–	–	–	–
Rio Branco-MT	5	–	5	–	5	–	–	–	–	–	–	–	–	–
Santa Carmem	7	8	7	8	6	8	–	–	1	–	–	–	–	–
Santo Afonso	3	11	3	11	3	8	–	3	–	–	–	–	–	–
São José do Povo	3	1	3	1	2	1	1	–	–	–	–	–	–	–
São José do Rio Claro	112	82	112	82	110	76	2	5	–	1	–	–	–	2
São José do Xingu	11	9	11	9	11	9	–	–	–	–	–	–	1	–
São Pedro da Cipa	8	3	8	3	8	2	–	1	–	–	–	–	–	–
Rondolândia	9	10	9	10	7	10	1	–	1	–	–	–	–	–
Rondonópolis	1.033	874	931	819	640	541	285	274	6	4	102	55	9	13
Rosário Oeste	53	41	14	10	11	10	3	–	–	–	39	31	1	1
Santa Cruz do Xingu	3	2	3	2	3	1	–	1	–	–	–	–	–	–
Salto do Céu	3	4	3	4	3	4	–	–	–	–	–	–	–	–
Santa Rita do Trivelato	35	15	35	15	31	13	4	2	–	–	–	–	1	–
Santa Terezinha-MT	4	2	4	2	1	2	3	–	–	–	–	–	–	–
Santo Antônio do Leste	22	23	22	23	20	21	2	2	–	–	–	–	–	–
Santo Antônio do Leverger	66	60	66	60	63	56	3	3	–	1	–	–	1	–
São Félix do Araguaia	9	22	9	20	8	13	1	6	–	1	–	2	–	1
Sapezal	91	139	91	139	80	127	9	10	2	2	–	–	4	–
Serra Nova Dourada	–	1	–	1	–	1	–	–	–	–	–	–	–	–
Sinop	801	726	801	726	611	572	179	149	11	5	–	–	5	5
Sorriso	408	365	408	365	339	291	69	70	–	4	–	–	5	7
Tabaporã	39	21	39	21	32	20	7	1	–	–	–	–	1	–
Tangará da Serra	454	441	405	384	312	310	81	69	12	5	49	57	1	2
Tapurah	49	42	49	42	43	31	5	11	1	–	–	–	1	–
Terra Nova do Norte	15	13	15	13	9	8	6	4	–	1	–	–	1	1
Tesouro	5	2	5	2	5	2	–	–	–	–	–	–	–	–
Torixoréu	12	7	12	7	8	6	4	1	–	–	–	–	1	–
União do Sul	4	4	4	4	3	4	1	–	–	–	–	–	–	–
Vale de São Domingos	1	1	1	1	–	1	1	–	–	–	–	–	–	–
Várzea Grande-MT	873	653	642	493	460	337	176	146	6	10	231	160	7	3
Vera	19	16	19	16	18	15	1	1	–	–	–	–	–	1
Vila Rica	21	16	21	16	19	14	2	1	–	1	–	–	–	1
Nova Guarita	3	4	3	4	2	4	1	–	–	–	–	–	–	–
Nova Marilândia	20	38	20	38	17	34	3	4	–	–	–	–	–	1
Nova Maringá	11	14	11	14	9	13	2	1	–	–	–	–	1	–
Nova Monte Verde	19	13	19	13	17	11	2	2	–	–	–	–	1	1
Ignorado Mato Grosso	1.120	952	13	10	10	5	3	5	–	–	1.107	942	1	1
Goiás	**17.263**	**15.495**	**15.060**	**13.712**	**11.096**	**10.047**	**3.742**	**3.469**	**222**	**196**	**2.203**	**1.783**	**128**	**101**
Abadia de Goiás	11	19	11	19	10	18	1	1	–	–	–	–	–	–
Abadiânia	10	13	10	13	8	11	2	1	–	1	–	–	2	–
Acreúna	38	38	33	33	30	31	3	2	–	–	5	5	2	–
Adelândia	–	1	–	1	–	1	–	–	–	–	–	–	–	–
Água Fria de Goiás	2	11	2	11	1	10	1	0	0	1	0	0	0	0
Água Limpa	2	–	2	–	2	–	–	–	–	–	–	–	–	–
Águas Lindas de Goiás	66	54	66	54	33	36	31	16	2	2	–	–	1	1

Capítulo 58 - Estatísticas Municipais

58.1 - Estatísticas municipais de acidentes do trabalho, por situação do registro e motivo - 2014/2015

(continuação)

MUNICÍPIO	ESTATÍSTICAS DE ACIDENTES DO TRABALHO													
	Total		Com CAT Registrada								Sem CAT Registrada		Óbito	
			Total		Motivo									
					Típico		Trajeto		Doença do Trabalho					
	2014	2015	2014	2015	2014	2015	2014	2015	2014	2015	2014	2015	2014	2015
Alexânia	26	16	25	15	23	13	1	2	1	–	1	1	1	–
Aloândia	1	1	1	1	1	1	–	–	–	–	–	–	–	–
Alto Horizonte	56	35	56	35	53	34	3	1	–	–	–	–	–	–
Alto Paraíso de Goiás	9	5	9	5	6	3	2	2	1	–	–	–	–	–
Alvorada do Norte	1	11	1	11	1	10	–	1	–	–	–	–	–	–
Amaralina	4	3	4	3	3	3	1	–	–	–	–	–	–	–
Americano do Brasil	4	1	4	1	4	1	–	–	–	–	–	–	–	–
Amorinópolis	2	2	2	2	1	1	1	1	–	–	–	–	–	–
Anápolis	1.428	1.390	1.335	1.329	1.003	1.028	311	290	21	11	93	61	11	5
Anhangüera	2	3	2	3	–	2	2	1	–	–	–	–	–	–
Anicuns	287	179	184	65	173	60	11	5	–	–	103	114	–	–
Aparecida de Goiânia	1.416	1.146	1.287	1.068	856	680	417	379	14	9	129	78	12	6
Aparecida do Rio Doce	4	7	4	7	3	5	1	2	–	–	–	–	–	–
Aporé	14	14	14	14	10	12	4	2	–	–	–	–	1	–
Araçu	1	–	1	–	–	–	1	–	–	–	–	–	1	–
Aragarças	10	5	10	5	7	3	3	2	–	–	–	–	1	–
Aragoiânia	7	5	7	5	4	2	3	3	–	–	–	–	–	–
Araguapaz	12	6	12	6	8	5	4	1	–	–	–	–	1	–
Arenópolis	1	7	1	7	1	7	–	–	–	–	–	–	–	–
Aruanã	13	10	13	10	11	6	2	4	–	–	–	–	–	–
Aurilândia	1	–	1	–	1	–	–	–	–	–	–	–	–	–
Avelinópolis	2	4	2	4	2	4	–	–	–	–	–	–	–	–
Barro Alto-GO	39	44	39	44	36	38	3	4	–	2	–	–	–	1
Bela Vista de Goiás	71	35	45	21	32	14	13	7	–	–	26	14	1	1
Bom Jardim de Goiás	5	2	5	2	5	2	–	–	–	–	–	–	–	–
Bom Jesus de Goiás	28	29	28	29	23	23	5	6	–	–	–	–	–	1
Bonfinópolis	4	8	4	8	3	7	1	1	–	–	–	–	–	2
Bonópolis	7	5	7	5	3	4	4	–	–	1	–	–	–	–
Brazabrantes	7	4	7	4	6	4	1	–	–	–	–	–	–	–
Britânia	5	6	5	6	2	4	3	1	–	1	–	–	–	–
Buriti Alegre	8	59	8	59	8	53	–	6	–	–	–	–	1	–
Buritinópolis	–	2	–	2	–	–	–	2	–	–	–	–	–	–
Cabeceiras	6	8	6	8	4	7	2	1	–	–	–	–	–	1
Cachoeira Alta	37	27	37	27	29	23	8	4	–	–	–	–	–	–
Cachoeira de Goiás	6	2	6	2	6	2	–	–	–	–	–	–	–	–
Cachoeira Dourada-GO	27	18	27	18	27	15	–	3	–	–	–	–	–	–
Caçu	45	31	45	31	44	27	1	4	–	–	–	–	–	–
Caiapônia	17	18	17	18	13	14	4	4	–	–	–	–	1	2
Caldas Novas	236	214	226	196	141	120	84	75	1	1	10	18	–	2
Caldazinha	2	5	2	5	2	4	–	1	–	–	–	–	–	–
Campestre de Goiás	4	9	4	9	3	5	1	4	–	–	–	–	–	–
Campinaçu	–	2	–	2	–	1	–	1	–	–	–	–	–	–
Campinorte	4	7	4	7	4	6	–	1	–	–	–	–	–	1
Campo Alegre de Goiás	11	11	11	11	8	11	3	–	–	–	–	–	1	–
Campo Limpo de Goiás	4	3	4	3	1	1	3	2	–	–	–	–	1	–
Campos Belos	7	4	7	4	7	3	–	1	–	–	–	–	–	–
Campos Verdes	2	–	2	–	1	–	1	–	–	–	–	–	–	–
Carmo do Rio Verde	21	21	21	21	19	20	2	1	–	–	–	–	–	–
Castelândia	3	4	3	4	3	3	–	1	–	–	–	–	–	–
Catalão	548	411	495	338	392	264	75	58	28	16	53	73	3	4
Caturaí	–	1	–	1	–	–	–	1	–	–	–	–	–	–
Cavalcante	1	1	1	1	1	1	–	–	–	–	–	–	–	–
Ceres	84	54	33	25	20	16	12	9	1	–	51	29	–	–
Cezarina	9	9	9	9	5	6	2	3	2	–	–	–	–	–
Chapadão do Céu	21	44	21	44	17	36	4	8	–	–	–	–	–	–
Cidade Ocidental	30	21	30	21	20	14	10	7	–	–	–	–	–	–
Cocalzinho de Goiás	6	4	6	4	4	4	2	–	–	–	–	–	–	–
Colinas do Sul	2	2	2	2	–	1	2	1	–	–	–	–	–	–
Córrego do Ouro	–	2	–	2	–	1	–	1	–	–	–	–	–	–
Corumbá de Goiás	5	3	5	3	4	3	1	–	–	–	–	–	–	–
Corumbaíba	33	31	33	31	31	27	1	3	1	1	–	–	–	1
Cristalina	108	110	108	110	91	90	15	18	2	2	–	–	3	3
Cristianópolis	1	–	1	–	1	–	–	–	–	–	–	–	–	–
Crixás	23	48	23	48	22	37	1	11	–	–	–	–	–	–
Cromínia	2	1	2	1	1	1	1	–	–	–	–	–	–	–
Cumari	3	1	3	1	2	1	1	–	–	–	–	–	1	–
Damianópolis	1	–	1	–	–	–	1	–	–	–	–	–	–	–

Capítulo 58 - Estatísticas Municipais

58.1 - Estatísticas municipais de acidentes do trabalho, por situação do registro e motivo - 2014/2015

(continuação)

MUNICÍPIO	ESTATÍSTICAS DE ACIDENTES DO TRABALHO													
	Total		Com CAT Registrada								Sem CAT Registrada		Óbito	
			Total		Motivo									
					Típico		Trajeto		Doença do Trabalho					
	2014	2015	2014	2015	2014	2015	2014	2015	2014	2015	2014	2015	2014	2015
Damolândia	1	–	1	–	1	–	–	–	–	–	–	–	–	–
Davinópolis-GO	1	1	1	1	1	1	–	–	–	–	–	–	–	–
Diorama	2	1	2	1	2	–	–	1	–	–	–	–	–	–
Doverlândia	10	10	10	10	8	9	1	1	1	–	–	–	–	–
Edealina	8	14	8	14	8	12	–	2	–	–	–	–	–	–
Edéia	33	33	33	33	31	29	2	4	–	–	–	–	–	1
Estrela do Norte-GO	3	4	3	4	3	4	–	–	–	–	–	–	–	–
Faina	1	7	1	7	1	7	–	–	–	–	–	–	–	–
Fazenda Nova	3	3	3	3	2	3	1	–	–	–	–	–	–	–
Firminópolis	–	5	–	5	–	3	–	2	–	–	–	–	–	1
Flores de Goiás	7	5	7	5	7	5	–	–	–	–	–	–	–	–
Formosa	96	88	96	88	64	65	32	22	–	1	–	–	2	1
Formoso-GO	3	1	3	1	3	1	–	–	–	–	–	–	–	–
Gameleira de Goiás	2	1	2	1	2	1	–	–	–	–	–	–	–	–
Divinópolis de Goiás	2	1	2	1	2	1	–	–	–	–	–	–	–	–
Goianápolis	9	11	9	11	5	9	4	2	–	–	–	–	–	1
Goiandira	4	1	4	1	3	1	1	–	–	–	–	–	–	–
Goianésia	357	298	329	287	315	256	13	28	1	3	28	11	2	2
Goiânia	5.500	4.947	4.683	4.259	2.997	2.660	1.612	1.541	74	58	817	688	21	22
Goianira	84	62	64	45	48	26	16	19	–	–	20	17	1	–
Goiás	60	107	58	104	30	81	28	20	–	3	2	3	1	1
Goiatuba	96	82	81	63	63	52	17	10	1	1	15	19	–	–
Gouvelândia	5	2	5	2	4	2	1	–	–	–	–	–	–	–
Guapó	7	10	7	10	6	8	1	2	–	–	–	–	–	–
Guaraíta	–	2	–	2	–	1	–	1	–	–	–	–	–	–
Guarani de Goiás	–	1	–	1	–	–	–	1	–	–	–	–	–	1
Guarinos	1	–	1	–	1	–	–	–	–	–	–	–	–	–
Hidrolândia-GO	65	39	65	39	57	32	7	7	1	–	–	–	1	1
Hidrolina	1	2	1	2	–	2	1	–	–	–	–	–	–	–
Iaciara	11	10	11	10	9	10	1	–	1	–	–	–	–	–
Inaciolândia	8	4	8	4	8	4	–	–	–	–	–	–	–	–
Indiara	45	43	45	43	42	35	2	7	1	1	–	–	1	1
Inhumas	155	123	150	119	119	100	28	19	3	–	5	4	1	–
Ipameri	39	26	32	26	25	24	7	2	–	–	7	–	–	1
Ipiranga de Goiás	6	3	6	3	6	3	–	–	–	–	–	–	–	–
Iporá	49	48	18	25	11	19	7	6	–	–	31	23	1	–
Israelândia	2	5	2	5	2	3	–	2	–	–	–	–	–	–
Itaberaí	65	51	61	50	48	35	13	15	–	–	4	1	1	–
Itaguari	2	–	2	–	2	–	–	–	–	–	–	–	–	–
Itaguaru	2	1	2	1	2	1	–	–	–	–	–	–	–	–
Itajá-GO	5	3	5	3	5	2	–	1	–	–	–	–	–	–
Itapaci	43	44	43	44	40	43	3	1	–	–	–	–	–	–
Itapirapuã	8	5	8	5	4	5	4	–	–	–	–	–	–	–
Itapuranga	49	37	49	37	46	34	3	3	–	–	–	–	–	1
Itarumã	14	4	14	4	12	4	2	–	–	–	–	–	–	–
Itauçu	11	4	11	4	10	3	1	1	–	–	–	–	–	–
Itumbiara	554	392	507	360	407	282	99	74	1	4	47	32	1	3
Ivolândia	2	1	2	1	–	1	2	–	–	–	–	–	–	–
Jandaia	104	99	104	99	97	98	6	1	1	–	–	–	2	–
Jaraguá	52	41	30	40	20	28	10	12	–	–	22	1	–	–
Jataí	232	215	201	197	148	150	49	45	4	2	31	18	5	3
Jaupaci	4	1	4	1	3	–	1	1	–	–	–	–	3	–
Jesúpolis	–	1	–	1	–	1	–	–	–	–	–	–	–	–
Joviânia	6	5	6	5	5	2	1	2	–	1	–	–	–	1
Jussara-GO	20	30	20	30	17	24	3	6	–	–	–	–	1	1
Lagoa Santa-GO	1	3	1	3	1	1	–	2	–	–	–	–	–	–
Leopoldo de Bulhões	14	5	14	5	10	5	4	–	–	–	–	–	–	–
Luziânia	187	150	187	150	129	101	57	42	1	7	–	–	2	1
Mairipotaba	–	2	–	2	–	2	–	–	–	–	–	–	–	–
Mambaí	1	2	1	2	1	1	–	1	–	–	–	–	–	–
Mara Rosa	16	5	16	5	14	4	1	1	1	–	–	–	–	–
Marzagão	–	1	–	1	–	1	–	–	–	–	–	–	–	–
Matrinchã	3	5	3	5	1	5	1	–	1	–	–	–	–	1
Maurilândia	10	11	10	11	9	11	1	–	–	–	–	–	–	1
Mimoso de Goiás	2	2	2	2	2	2	–	–	–	–	–	–	–	–
Minaçu	62	45	52	40	42	31	9	8	1	1	10	5	–	1

Capítulo 58 - Estatísticas Municipais

58.1 - Estatísticas municipais de acidentes do trabalho, por situação do registro e motivo - 2014/2015

(continuação)

MUNICÍPIO	ESTATÍSTICAS DE ACIDENTES DO TRABALHO													
	Total		Com CAT Registrada								Sem CAT Registrada		Óbito	
			Total		Motivo									
					Típico		Trajeto		Doença do Trabalho					
	2014	2015	2014	2015	2014	2015	2014	2015	2014	2015	2014	2015	2014	2015
Mineiros	293	312	263	287	209	241	38	31	16	15	30	25	4	1
Moiporá	1	–	1	–	–	–	1	–	–	–	–	–	–	–
Monte Alegre de Goiás	–	2	–	2	–	2	–	–	–	–	–	–	–	–
Montes Claros de Goiás	12	10	12	10	11	7	1	1	–	2	–	–	–	–
Montividiu	39	30	39	30	34	29	4	1	1	–	–	–	–	–
Montividiu do Norte	–	1	–	1	–	1	–	–	–	–	–	–	–	–
Morrinhos-GO	182	194	164	179	137	149	27	29	–	1	18	15	4	1
Mossâmedes	6	2	6	2	3	–	3	2	–	–	–	–	–	–
Mozarlândia	48	41	48	41	41	39	6	2	1	–	–	–	–	–
Mundo Novo-GO	6	2	6	2	6	1	–	1	–	–	–	–	–	–
Mutunópolis	8	2	8	2	3	2	5	–	–	–	–	–	–	1
Nazário	17	25	17	25	16	24	1	1	–	–	–	–	–	–
Nerópolis	42	48	42	48	28	34	14	14	–	–	–	–	1	1
Niquelândia	37	45	29	33	22	20	7	6	–	7	8	12	–	–
Nova América	1	2	1	2	1	1	–	1	–	–	–	–	–	–
Nova Aurora-GO	1	1	1	1	1	1	–	–	–	–	–	–	–	–
Nova Crixás	23	29	23	29	19	25	2	3	2	1	–	–	–	–
Nova Glória	44	30	44	30	43	30	1	–	–	–	–	–	1	–
Nova Iguaçu de Goiás	–	1	–	1	–	1	–	–	–	–	–	–	–	–
Nova Roma	1	2	1	2	1	1	–	1	–	–	–	–	–	–
Nova Veneza-GO	15	10	15	10	11	8	4	2	–	–	–	–	–	–
Novo Brasil	1	3	1	3	1	3	–	–	–	–	–	–	–	–
Novo Gama	14	17	14	17	8	5	6	11	–	1	–	–	–	–
Novo Planalto	4	4	4	4	4	4	–	–	–	–	–	–	–	–
Orizona	24	23	24	23	22	19	2	2	–	2	–	–	–	–
Ouro Verde de Goiás	2	1	2	1	2	1	–	–	–	–	–	–	–	–
Ouvidor	49	30	49	30	48	26	1	–	–	4	–	–	–	1
Padre Bernardo	18	10	18	10	16	7	–	3	2	–	–	–	–	1
Palestina de Goiás	4	3	4	3	4	3	–	–	–	–	–	–	–	1
Palmeiras de Goiás	168	301	119	246	109	226	9	12	1	8	49	55	1	–
Palmelo	–	2	–	2	–	2	–	–	–	–	–	–	–	–
Palminópolis	1	–	1	–	1	–	–	–	–	–	–	–	–	–
Panamá	7	2	7	2	7	2	–	–	–	–	–	–	–	–
Paranaiguara	9	10	9	10	9	8	–	2	–	–	–	–	–	–
Paraúna	34	38	34	38	32	32	2	6	–	–	–	–	–	–
Perolândia	14	15	14	15	13	15	1	–	–	–	–	–	1	–
Petrolina de Goiás	4	10	4	8	4	7	–	1	–	–	–	2	1	–
Pilar de Goiás	29	21	29	21	26	19	3	2	–	–	–	–	–	–
Piracanjuba	47	43	47	43	42	35	4	7	1	1	–	–	1	1
Piranhas-GO	5	11	5	11	5	7	–	3	–	1	–	–	1	–
Pirenópolis	25	23	25	23	19	20	5	3	1	–	–	–	–	–
Pires do Rio	44	57	43	55	35	42	8	10	–	3	1	2	–	–
Planaltina	37	31	37	31	21	17	16	14	–	–	–	–	2	–
Pontalina	21	14	21	14	12	12	9	2	–	–	–	–	–	–
Porangatu	88	76	49	40	37	28	11	12	1	–	39	36	–	1
Porteirão	13	2	13	2	12	2	1	–	–	–	–	–	–	–
Portelândia	1	1	1	1	1	1	–	–	–	–	–	–	–	–
Posse	23	17	23	17	14	13	8	4	1	–	–	–	2	2
Professor Jamil	5	4	5	4	4	4	–	–	1	–	–	–	–	–
Quirinópolis	251	214	133	110	115	96	17	14	1	–	118	104	2	2
Rialma	13	7	13	7	9	4	4	3	–	–	–	–	–	–
Rianápolis	9	10	9	10	9	9	–	1	–	–	–	–	1	–
Rio Quente	17	27	17	27	17	22	–	5	–	–	–	–	–	–
Rio Verde	861	794	713	647	584	500	116	138	13	9	148	147	2	4
Rubiataba	68	39	68	39	62	37	2	1	4	1	–	–	–	–
Sanclerlândia	–	5	–	5	–	3	–	2	–	–	–	–	–	–
Santa Bárbara de Goiás	10	13	10	13	8	11	2	2	–	–	–	–	–	–
Santa Cruz de Goiás	4	2	4	2	4	2	–	–	–	–	–	–	–	–
Santa Fé de Goiás	39	52	39	52	37	52	2	–	–	–	–	–	–	–
Santa Helena de Goiás	279	199	131	105	123	100	7	5	1	–	148	94	1	–
Santa Isabel-GO	16	6	16	6	16	5	–	–	–	1	–	–	–	–
Santa Rita do Araguaia	3	4	3	4	1	3	2	1	–	–	–	–	–	–
Santa Rita do Novo Destino	2	–	2	–	2	–	–	–	–	–	–	–	–	–

Capítulo 58 - Estatísticas Municipais

58.1 - Estatísticas municipais de acidentes do trabalho, por situação do registro e motivo - 2014/2015

(conclusão)

MUNICÍPIO	ESTATÍSTICAS DE ACIDENTES DO TRABALHO													
	Total		Com CAT Registrada								Sem CAT Registrada		Óbito	
			Total		Motivo									
					Típico		Trajeto		Doença do Trabalho					
	2014	2015	2014	2015	2014	2015	2014	2015	2014	2015	2014	2015	2014	2015
Santa Rosa de Goiás	2	1	2	1	1	1	–	–	1	–	–	–	–	–
Santa Tereza de Goiás	1	5	1	5	1	5	–	–	–	–	–	–	–	–
Santa Terezinha de Goiás	3	2	3	2	1	1	2	1	–	–	–	–	–	–
Santo Antônio da Barra	8	9	8	9	8	8	–	1	–	–	–	–	–	–
Santo Antônio de Goiás	12	9	12	9	9	4	3	5	–	–	–	–	–	–
Santo Antônio do Descoberto	24	10	24	10	10	5	13	5	1	–	–	–	1	–
São Domingos-GO	2	1	2	1	1	1	1	–	–	–	–	–	–	–
São Francisco de Goiás	3	7	3	7	2	7	1	–	–	–	–	–	–	–
São João d'Aliança	6	6	6	6	6	3	–	3	–	–	–	–	–	–
São João da Paraúna	1	2	1	2	1	2	–	–	–	–	–	–	–	–
São Luís de Montes Belos	33	35	20	27	15	21	5	6	–	–	13	8	–	–
São Luiz do Norte	10	12	10	12	9	10	1	2	–	–	–	–	–	1
São Miguel do Araguaia	31	29	31	29	23	23	7	6	1	–	–	–	–	–
São Miguel do Passa Quatro	1	1	1	1	1	1	–	–	–	–	–	–	–	–
São Patrício	15	2	15	2	15	1	–	–	–	1	–	–	1	–
São Simão-GO	50	56	43	51	36	47	7	3	–	1	7	5	–	1
Senador Canedo	316	330	301	307	223	238	75	67	3	2	15	23	1	–
Serranópolis	21	14	21	14	19	12	2	2	–	–	–	–	2	–
Silvânia	26	25	26	25	14	17	12	8	–	–	–	–	1	1
Simolândia	1	–	1	–	1	–	–	–	–	–	–	–	–	–
Taquaral de Goiás	1	2	1	2	–	2	1	–	–	–	–	–	–	–
Terezópolis de Goiás	15	14	15	14	14	12	1	2	–	–	–	–	–	–
Três Ranchos	–	1	–	1	–	–	–	1	–	–	–	–	–	–
Trindade-GO	234	257	182	246	128	177	54	67	–	2	52	11	–	2
Trombas	1	–	1	–	–	–	1	–	–	–	–	–	–	–
Turvânia	1	–	1	–	1	–	–	–	–	–	–	–	–	–
Turvelândia	26	35	26	35	25	35	1	–	–	–	–	–	2	1
Uruaçu	54	37	39	27	29	24	10	3	–	–	15	10	–	1
Uruana	3	3	3	3	2	–	1	3	–	–	–	–	–	–
Urutaí	3	1	3	1	2	1	1	–	–	–	–	–	–	–
Valparaíso de Goiás	103	74	103	74	62	49	39	24	2	1	–	–	1	–
Varjão	1	5	1	5	1	3	–	2	–	–	–	–	–	–
Vianópolis	16	9	16	9	9	8	7	1	–	–	–	–	2	–
Vicentinópolis	68	51	68	51	64	46	4	5	–	–	–	–	1	–
Vila Boa	3	5	3	5	1	3	2	2	–	–	–	–	–	–
Vila Propício	11	3	11	3	8	3	3	–	–	–	–	–	–	–
Ignorado Goias	60	40	28	21	16	11	12	8	–	2	32	19	–	–
Distrito Federal	**8.778**	**7.326**	**6.697**	**6.074**	**4.855**	**4.411**	**1.569**	**1.390**	**273**	**273**	**2.081**	**1.252**	**38**	**26**
Brasília	8.778	7.326	6.697	6.074	4.855	4.411	1.569	1.390	273	273	2.081	1.252	38	25
Ignorado Brasília	–	–	–	–	–	–	–	–	–	–	–	–	–	1

Fonte: DATAPREV, CAT, SUB.
Nota: Os dados são preliminares, estando sujeito a correções.

Seção II - Indicadores de Acidentes do Trabalho

Capítulo 59 - Brasil
Capítulo 60 - Rondônia
Capítulo 61 - Acre
Capítulo 62 - Amazonas
Capítulo 63 - Roraima
Capítulo 64 - Pará
Capítulo 65 - Amapá
Capítulo 66 - Tocantins
Capítulo 67 - Maranhão
Capítulo 68 - Piauí
Capítulo 69 - Ceará
Capítulo 70 - Rio Grande do Norte
Capítulo 71 - Paraíba
Capítulo 72 - Pernambuco
Capítulo 73 - Alagoas
Capítulo 74 - Sergipe
Capítulo 75 - Bahia
Capítulo 76 - Minas Gerais
Capítulo 77 - Espírito Santo
Capítulo 78 - Rio de Janeiro
Capítulo 79 - São Paulo
Capítulo 80 - Paraná
Capítulo 81 - Santa Catarina
Capítulo 82 - Rio Grande do Sul
Capítulo 83 - Mato Grosso do Sul
Capítulo 84 - Mato Grosso
Capítulo 85 - Goiás
Capítulo 86 - Distrito Federal

Seção II - Indicadores de Acidentes do Trabalho

Indicadores de acidentes do trabalho são utilizados para mensurar a exposição dos trabalhadores aos níveis de risco inerentes à atividade econômica, permitindo o acompanhamento das flutuações e tendências históricas dos acidentes e seus impactos nas empresas e na vida dos trabalhadores. Além disso, fornecem subsídios para o aprofundamento de estudos sobre o tema e permitem o planejamento de ações nas áreas de segurança e saúde do trabalhador.

Os indicadores propostos a seguir não esgotam as análises que podem ser feitas a partir dos dados de ocorrências de acidentes, mas são indispensáveis para a determinação de programas de prevenção de acidentes e a conseqüente melhoria das condições de trabalho no Brasil.

Os indicadores publicados são os seguintes: taxa de incidência para o total de acidentes do trabalho, taxa de incidência específica para doenças do trabalho, taxa de incidência específica de acidentes típicos, taxa de incidência específica de incapacidade temporária, taxa de mortalidade, taxa de letalidade e taxa de acidentalidade proporcional específica para a faixa etária de 16 a 34 anos. Esses indicadores estão descritos abaixo.

As informações utilizadas na construção dos indicadores foram extraídas do Sistema de Comunicação de Acidente do Trabalho, do Sistema Único de Benefícios – SUB e do Cadastro Nacional de Informações Sociais – CNIS. A partir de 2007 para o cálculo dos indicadores foram utilizados tanto os acidentes com CAT registrada quanto os acidentes sem CAT registrada. O AEAT 2015 traz indicadores de acidentes do trabalho referentes aos anos de 2014 e 2015.

Taxa de Incidência de Acidentes do Trabalho

A taxa de incidência é um indicador da intensidade com que acontecem os acidentes do trabalho. Expressa a relação entre as condições de trabalho e o quantitativo médio de trabalhadores expostos àquelas condições. Esta relação constitui a expressão mais geral e simplificada do risco. Seu coeficiente é definido como a razão entre o número de novos acidentes do trabalho a cada ano e a população exposta ao risco de sofrer algum tipo de acidente.

A dificuldade desta medida reside na escolha de seu denominador. A população exposta ao risco deve representar o número médio de trabalhadores dentro do grupo de referência e para o mesmo período de tempo que a cobertura das estatísticas de acidentes do trabalho. Desta forma, são considerados no denominador apenas os trabalhadores com cobertura contra os riscos decorrentes de acidentes do trabalho. Não estão cobertos os contribuintes individuais (trabalhadores autônomos, entre outros), os militares e os servidores públicos estatutários vinculados a Regime Próprio de Previdência Social.

Devido à necessidade de publicar os indicadores detalhados por CNAE, decidiu-se pela utilização, no denominador, do número médio de vínculos ao invés do número médio de trabalhadores. Como um trabalhador pode ter mais de um vínculo de trabalho e o CNAE é um atributo do vínculo, a associação de CNAE a um trabalhador com mais de um vínculo pressupõe uma escolha, que constitui num fator de imprecisão indesejado para o cálculo dos indicadores.

A taxa de incidência pode ser calculada pela seguinte fórmula:

$$\frac{\textit{número de novos casos de acidentes do trabalho registrados e não registrados}}{\textit{número médio anual de vínculos}} * 1.000$$

Taxa de incidência específica para doenças do trabalho

Essa taxa é calculada segundo a seguinte fórmula:

$$\frac{\textit{número de novos casos de doenças relacionadas ao trabalho}}{\textit{número médio anual de vínculos}} * 1.000$$

O numerador desta taxa de incidência específica considera somente os acidentes do trabalho cujo motivo seja doença profissional ou do trabalho, ou seja, aquela produzida ou desencadeada pelo exercício do trabalho, peculiar a determinada atividade e constante de relação existente no Regulamento de Benefícios da Previdência Social.

Taxa de incidência específica para acidentes do trabalho típicos

Essa taxa é calculada segundo a seguinte fórmula:

$$\frac{\textit{número de novos casos de acidentes do trabalho típicos}}{\textit{número médio anual de vínculos}} * 1.000$$

A taxa de incidência específica para acidentes do trabalho típicos considera em seu numerador somente os acidentes típicos, ou seja, aqueles decorrentes das características da atividade profissional desempenhada pelo acidentado. Dada a sua natureza é calculada tendo em vista somente os acidentes com CAT registrada, para os quais é possível identificar o motivo do acidente.

Taxa de incidência específica para incapacidade temporária

Essa taxa é calculada segundo a seguinte fórmula:

$$\frac{\textit{número de acidentes que resultaram em incapacidade temporária}}{\textit{número médio anual de vínculos}} * 1.000$$

São considerados no numerador desta taxa os acidentes do trabalho nos quais os segurados ficaram temporariamente incapacitados para o exercício de sua capacidade laboral, independentemente da duração do afastamento da atividade. Para o segurado empregado, durante os primeiros 15 dias consecutivos ao do afastamento da atividade, caberá à empresa pagar o seu salário integral. Após este período, o segurado deverá ser encaminhado à perícia médica da Previdência Social para requerimento de um auxílio-doença acidentário – espécie 91. Para os demais segurados, a proteção da Previdência Social começa desde o primeiro dia de incapacidade.

Taxa de Mortalidade

A taxa de mortalidade mede a relação entre o número total de óbitos decorrentes dos acidentes do trabalho verificados no ano e a população exposta ao risco de se acidentar. Pode ser calculada pela seguinte fórmula:

$$\frac{\textit{número de óbitos decorrentes de acidentes do trabalho}}{\textit{número médio anual de vínculos}} * 100.000$$

Taxa de Letalidade

Entende-se por letalidade a maior ou menor possibilidade de o acidente ter como conseqüência a morte do trabalhador acidentado. É um bom indicador para medir a gravidade do acidente.

O coeficiente é calculado pelo número de óbitos decorrentes dos acidentes do trabalho e o número total de

acidentes, conforme descrito abaixo:

$$\frac{\textit{número de óbitos decorrentes de acidentes do trabalho}}{\textit{número de acidentes do trabalho registrados e não registrados}} * 1.000$$

Taxa de Acidentalidade Proporcional Específica para a Faixa Etária de 16 a 34 Anos

A avaliação da ocorrência de acidentes do trabalho pode ser aprimorada com a elaboração de indicadores por grupos etários. Este indicador tem por objetivo revelar o risco específico de se acidentar para o subgrupo populacional de trabalhadores na faixa etária de 16 a 34 anos e pode ser expresso como a proporção de acidentes que ocorreram nesta faixa etária em relação ao total de acidentes.

$$\frac{\textit{número de acidentes do trabalho na faixa etária de 16 a 34 anos}}{\textit{número total de acidentes do trabalho registrados e não registrados}} * 100$$

Os indicadores aqui apresentados buscam retratar o comportamento e as características dos acidentes do trabalho ocorridos em 2014 e 2015 detalhados por Unidade da Federação e CNAE.

Para uma análise mais qualificada dos dados e indicadores de acidentes do trabalho é importante ter como referência a quantidade de vínculos de trabalho segundo a atividade econômica. Para atender a essa necessidade, o Anuário Estatístico de Acidentes do Trabalho – AEAT passou a publicar o número médio de vínculos segundo a CNAE, estando essa informação disponível a partir do ano de 2009. Dada a dificuldade de ampliar o tamanho da edição impressa do AEAT, a divulgação dessa informação foi limitada ao meio eletrônico, e pode ser obtida no aplicativo de consulta ao AEAT na Internet, o AEAT INFOLOGO, que é acessado a partir do endereço http://www.previdencia.gov.br/dados-abertos/dados-abertos-sst/.

Capítulo 59 - Brasil

59.1 - Indicadores de acidentes do trabalho, segundo a Classificação Nacional de Atividades Econômicas (CNAE), Brasil - 2014

(continua)

CNAE	INDICADORES DE ACIDENTES DO TRABALHO						
	Incidência (por 1.000 vínculos)	Incidência de Doenças Ocupacionais (por 1.000 vínculos)	Incidência de Acidentes Típicos (por 1.000 vínculos)	Incidência de Incapacidade Temporária (por 1.000 vínculos)	Taxa de Mortalidade (por 100.000 vínculos)	Taxa de Letalidade (por 1.000 acidentes)	Acidentalidade para a faixa 16 a 34 anos (por 100 acidentes)
TOTAL	**16,25**	**0,40**	**9,82**	**13,81**	**6,43**	**3,96**	**50,37**
0111	43,30	0,27	14,50	42,28	49,42	11,41	41,98
0112	185,46	–	23,74	185,31	–	–	48,47
0113	21,43	0,10	18,46	18,34	11,58	5,41	50,12
0114	34,76	0,52	10,89	35,28	–	–	28,36
0115	21,68	0,12	18,85	21,35	45,97	21,21	51,45
0116	9,92	–	8,47	9,53	13,23	13,33	50,67
0119	10,54	0,04	8,62	9,84	7,84	7,43	52,04
0121	190,33	0,29	12,42	189,66	9,55	0,50	40,06
0122	10,81	0,10	8,43	10,71	–	–	50,46
0131	23,94	0,10	22,96	21,20	14,70	6,14	43,19
0132	28,29	0,07	20,10	28,10	71,54	25,29	48,05
0133	13,29	0,07	11,27	12,16	10,48	7,88	59,53
0134	16,12	0,14	13,55	15,60	16,52	10,25	38,95
0135	8,02	–	7,42	7,82	–	–	57,50
0139	57,86	0,25	36,87	44,57	9,99	1,73	57,34
0141	67,72	0,34	57,52	65,51	73,83	10,90	39,44
0142	19,08	0,27	14,51	18,54	–	–	49,30
0151	16,02	0,17	14,33	15,62	21,78	13,59	42,48
0152	12,76	0,25	11,54	12,03	24,55	19,23	32,69
0153	9,05	1,01	7,04	9,05	100,54	111,11	22,22
0154	17,88	0,17	15,86	16,87	8,39	4,69	45,54
0155	17,56	0,23	15,09	16,21	16,27	9,27	56,68
0159	9,03	–	5,73	9,03	–	–	63,41
0161	16,41	0,17	14,63	15,41	26,40	16,09	46,66
0162	23,12	0,23	20,33	22,82	7,53	3,26	40,72
0163	11,56	0,15	8,37	11,26	–	–	73,68
0210	19,02	0,05	17,79	15,79	14,67	7,71	46,19
0220	19,59	0,16	16,38	16,70	80,29	40,98	46,72
0230	20,29	0,03	18,39	12,42	16,74	8,25	49,66
0311	9,35	0,81	7,93	9,35	20,34	21,74	36,96
0312	52,42	–	3,08	52,42	–	–	58,82
0321	12,51	0,50	8,00	12,01	–	–	68,00
0322	15,53	–	13,42	14,47	35,30	22,73	73,86
0500	51,12	0,78	45,09	48,79	38,87	7,60	43,35
0600	30,99	0,34	26,85	7,47	–	–	38,56
0710	15,75	2,15	11,43	5,67	6,94	4,41	54,41
0721	20,66	0,47	19,47	6,41	–	–	54,02
0722	39,25	–	37,77	11,11	–	–	52,83
0723	5,29	–	5,29	5,29	–	–	33,33
0724	26,42	0,34	21,75	10,77	6,77	2,56	57,95
0725	66,05	–	55,73	20,64	–	–	46,88
0729	26,63	0,18	25,16	7,14	18,30	6,87	61,86
0810	19,29	0,53	16,08	17,91	47,41	24,58	46,14
0891	19,92	0,33	17,91	17,74	33,47	16,81	61,34
0892	19,96	0,60	17,34	19,76	40,33	20,20	49,49
0893	24,52	–	23,35	20,43	–	–	45,24
0899	19,75	0,58	16,42	15,58	41,67	21,10	46,41
0910	32,22	1,86	26,23	7,32	8,71	2,71	60,78
0990	11,23	0,32	8,98	7,38	–	–	45,71
1011	42,03	1,24	37,48	35,45	10,20	2,43	63,12
1012	38,30	3,04	27,73	27,69	5,03	1,31	57,89
1013	28,22	1,60	24,09	24,98	6,47	2,29	56,36
1020	29,12	1,64	23,64	27,25	–	–	52,91
1031	12,41	0,17	9,39	11,34	8,50	6,85	57,88
1032	22,15	0,29	19,31	20,09	9,80	4,42	60,62
1033	23,80	0,15	19,59	18,04	20,04	8,42	61,26
1041	25,02	0,09	20,85	20,34	23,17	9,26	60,74
1042	19,13	0,24	14,50	14,86	12,18	6,37	59,24
1043	24,08	0,30	19,03	12,49	–	–	55,56
1051	18,35	0,06	14,69	16,83	–	–	59,80
1052	18,34	0,21	14,89	15,81	7,26	3,96	63,94
1053	10,22	0,12	7,74	8,79	8,14	7,97	65,34
1061	18,37	0,18	15,53	18,04	13,74	7,48	50,87
1062	27,64	1,05	23,51	25,53	17,55	6,35	61,27
1063	20,43	–	17,59	20,43	–	–	45,57
1064	14,61	–	11,56	14,23	12,71	8,70	58,26
1065	19,39	0,13	15,41	16,57	12,84	6,62	58,28
1066	22,46	0,44	18,82	20,61	23,12	10,29	59,43
1069	22,45	0,23	17,74	20,76	13,72	6,11	60,08
1071	29,70	0,10	27,87	22,46	9,05	3,05	57,06
1072	23,71	–	21,69	23,40	–	–	52,29
1081	16,22	0,53	11,81	15,52	17,63	10,87	60,14
1082	50,18	–	40,33	39,88	–	–	50,89
1091	16,41	0,38	12,46	15,42	4,24	2,59	62,13
1092	22,00	1,05	17,66	13,17	10,96	4,98	64,94
1093	23,08	2,50	16,62	19,42	2,53	1,09	58,64
1094	17,24	0,33	13,65	15,30	2,09	1,21	62,11
1095	13,71	0,16	10,18	12,42	–	–	63,16
1096	16,15	0,38	13,76	14,91	–	–	52,66
1099	16,86	0,65	13,33	14,12	9,60	5,69	62,44
1111	23,86	0,45	12,08	21,32	7,46	3,13	49,69
1112	29,92	0,32	23,20	27,84	16,00	5,35	57,75
1113	24,26	0,71	18,65	14,33	16,41	6,76	63,02

Capítulo 59 - Brasil

59.1 - Indicadores de acidentes do trabalho, segundo a Classificação Nacional de Atividades Econômicas (CNAE), Brasil - 2014

(continuação)

CNAE	INDICADORES DE ACIDENTES DO TRABALHO						
	Incidência (por 1.000 vínculos)	Incidência de Doenças Ocupacionais (por 1.000 vínculos)	Incidência de Acidentes Típicos (por 1.000 vínculos)	Incidência de Incapacidade Temporária (por 1.000 vínculos)	Taxa de Mortalidade (por 100.000 vínculos)	Taxa de Letalidade (por 1.000 acidentes)	Acidentalidade para a faixa 16 a 34 anos (por 100 acidentes)
1121	14,87	0,16	10,83	13,47	5,39	3,62	64,49
1122	40,43	0,52	31,76	32,14	10,68	2,64	67,55
1210	13,49	0,64	9,84	10,66	–	–	48,65
1220	12,34	–	7,71	8,83	–	–	55,68
1311	21,14	0,62	17,26	20,30	18,10	8,56	58,90
1312	27,33	0,29	23,26	27,19	–	–	65,43
1313	20,84	0,73	17,82	19,38	9,14	4,39	51,75
1314	12,82	–	9,99	10,88	–	–	56,98
1321	19,18	0,25	15,35	16,46	12,33	6,43	56,75
1322	22,97	–	20,06	22,61	–	–	63,49
1323	28,33	0,33	23,08	26,47	4,77	1,68	63,13
1330	12,93	0,07	10,26	11,67	3,70	2,87	67,62
1340	19,69	0,15	15,76	16,90	2,15	1,09	58,36
1351	13,20	0,62	9,84	12,45	3,78	2,86	59,51
1352	13,89	0,56	10,55	12,64	–	–	55,00
1353	27,35	–	24,08	22,00	–	–	56,52
1354	19,52	0,57	15,90	17,65	–	–	60,29
1359	17,55	0,47	13,94	16,22	–	–	62,59
1411	7,12	0,18	4,89	6,87	2,23	3,14	72,37
1412	5,77	0,47	3,52	5,33	1,11	1,92	58,68
1413	5,87	0,23	3,72	5,37	6,71	11,43	56,00
1414	9,62	0,11	6,80	9,07	11,06	11,49	52,87
1421	9,36	0,37	6,74	8,77	–	–	57,60
1422	9,19	0,16	6,18	5,92	5,28	5,75	56,32
1510	24,40	0,34	21,04	22,55	5,21	2,13	54,43
1521	9,88	0,19	4,72	9,43	–	–	52,94
1529	7,37	0,16	5,77	6,97	–	–	55,43
1531	7,41	0,10	5,09	6,55	1,06	1,42	68,75
1532	10,26	0,97	5,69	8,41	–	–	68,00
1533	11,84	0,10	7,40	11,62	4,25	3,59	72,22
1539	18,22	5,15	8,91	11,13	–	–	79,51
1540	9,16	0,17	6,47	8,45	4,20	4,59	57,80
1610	29,68	0,11	25,34	28,20	30,35	10,23	49,93
1621	22,80	0,29	20,31	19,89	10,39	4,56	55,81
1622	21,72	0,19	19,45	20,87	9,46	4,35	52,69
1623	41,30	0,34	38,61	40,36	13,48	3,26	63,62
1629	22,17	0,16	19,64	21,59	19,41	8,76	57,79
1710	40,91	0,07	38,35	17,29	–	–	54,96
1721	32,15	0,23	28,24	24,21	10,21	3,17	53,33
1722	18,30	–	16,32	17,31	–	–	47,30
1731	22,28	0,04	16,67	20,39	4,19	1,88	57,14
1732	14,79	0,11	11,66	14,57	–	–	64,39
1733	25,01	0,19	21,66	21,74	8,23	3,29	64,04
1741	28,29	0,37	19,03	26,85	4,65	1,64	61,68
1742	29,26	0,25	25,03	24,37	10,20	3,48	69,69
1749	29,21	0,69	20,79	26,59	–	–	65,72
1811	17,89	0,48	11,13	17,15	7,39	4,13	54,96
1812	56,70	1,23	18,93	41,38	–	–	34,94
1813	10,84	0,19	8,19	10,26	1,71	1,57	62,20
1821	9,32	–	5,97	8,59	6,09	6,54	61,44
1830	9,65	2,11	5,73	9,95	–	–	56,25
1910	188,35	–	21,36	182,52	–	–	42,27
1921	30,54	0,89	22,11	13,35	18,32	6,00	39,30
1922	27,79	0,50	19,42	22,27	–	–	54,82
1931	34,70	0,04	31,42	27,30	17,24	4,97	57,14
1932	40,63	0,31	26,05	37,22	31,02	7,63	66,41
2011	29,15	0,79	23,63	11,82	–	–	43,24
2012	14,33	1,23	11,05	10,65	–	–	60,00
2013	53,26	0,27	45,63	39,92	32,02	6,01	58,92
2014	13,01	0,38	9,99	11,50	37,71	28,99	49,28
2019	28,32	0,42	24,27	19,25	13,95	4,93	48,28
2021	32,47	0,32	22,54	12,92	–	–	56,31
2022	49,41	–	24,18	35,22	–	–	45,74
2029	27,27	0,22	22,97	16,33	14,58	5,35	50,00
2031	27,51	0,27	20,70	19,61	13,62	4,95	52,97
2032	24,53	1,17	19,47	22,97	38,93	15,87	46,03
2033	38,66	–	30,93	25,13	–	–	50,00
2040	64,59	1,71	43,14	40,70	24,37	3,77	62,26
2051	13,22	0,28	10,97	8,72	–	–	58,51
2052	16,18	–	11,92	9,79	–	–	71,05
2061	16,91	0,29	13,43	14,55	16,58	9,80	63,48
2062	19,36	0,23	15,90	17,47	4,62	2,39	58,71
2063	16,41	0,68	12,39	14,26	6,04	3,68	61,23
2071	19,36	1,11	14,94	16,99	–	–	62,02
2072	14,94	–	13,15	14,34	–	–	52,00
2073	28,77	3,09	23,82	24,44	–	–	59,14
2091	30,56	0,34	16,04	28,37	–	–	57,46
2092	18,95	–	16,08	12,75	57,43	30,30	50,30
2093	20,22	0,54	15,54	17,72	–	–	60,75
2094	9,16	–	7,33	3,67	–	–	40,00
2099	19,99	0,58	16,46	15,08	6,91	3,46	55,53
2110	18,25	–	12,66	17,32	18,62	10,20	57,14
2121	15,03	0,65	10,54	12,67	7,09	4,71	56,40
2122	20,20	0,35	16,74	18,01	–	–	62,86
2123	10,37	0,69	7,60	7,60	–	–	66,67

Capítulo 59 - Brasil

59.1 - Indicadores de acidentes do trabalho, segundo a Classificação Nacional de Atividades Econômicas (CNAE), Brasil - 2014

(continuação)

CNAE	INDICADORES DE ACIDENTES DO TRABALHO						
	Incidência (por 1.000 vínculos)	Incidência de Doenças Ocupacionais (por 1.000 vínculos)	Incidência de Acidentes Típicos (por 1.000 vínculos)	Incidência de Incapacidade Temporária (por 1.000 vínculos)	Taxa de Mortalidade (por 100.000 vínculos)	Taxa de Letalidade (por 1.000 acidentes)	Acidentalidade para a faixa 16 a 34 anos (por 100 acidentes)
2211	34,26	2,61	26,28	17,44	6,88	2,01	57,23
2212	16,80	0,43	13,29	16,26	10,80	6,43	58,20
2219	33,70	1,10	18,25	30,80	7,45	2,21	53,59
2221	29,72	1,84	24,46	25,28	5,11	1,72	55,15
2222	27,44	0,56	23,14	25,73	4,02	1,46	64,58
2223	37,66	0,96	31,17	24,23	19,28	5,12	62,80
2229	23,52	0,72	19,49	20,52	4,69	2,00	64,01
2311	44,79	0,72	36,69	41,58	22,65	5,06	71,08
2312	27,59	1,14	23,14	18,06	–	–	50,69
2319	22,65	0,16	19,37	20,34	5,37	2,37	64,69
2320	37,34	1,60	30,41	21,98	20,68	5,54	54,16
2330	19,81	0,39	17,01	18,39	14,85	7,50	54,95
2341	17,78	0,59	15,42	10,61	–	–	51,93
2342	18,81	0,20	16,17	16,37	12,64	6,72	57,65
2349	13,24	0,40	9,49	10,96	3,99	3,01	50,90
2391	18,12	0,17	15,24	17,47	11,43	6,31	59,10
2392	24,06	1,67	20,50	18,83	33,42	13,89	52,31
2399	23,38	0,28	19,18	20,72	16,12	6,90	56,72
2411	38,87	0,56	34,78	33,29	9,30	2,39	43,54
2412	25,95	0,24	24,15	13,79	8,16	3,14	50,94
2421	20,96	–	19,19	11,47	22,06	10,53	49,47
2422	15,44	0,66	11,71	8,77	5,70	3,69	56,64
2423	28,16	3,42	21,55	12,27	3,11	1,10	53,69
2424	41,00	2,97	34,49	32,79	7,08	1,73	56,48
2431	43,28	2,59	36,22	33,70	14,40	3,33	59,23
2439	35,91	1,71	30,78	26,22	–	–	65,08
2441	21,25	1,21	17,87	16,21	–	–	58,47
2442	13,32	1,02	7,17	12,30	–	–	30,77
2443	33,60	4,25	26,58	24,03	21,26	6,33	48,73
2449	24,82	0,62	21,74	21,92	17,60	7,09	56,74
2451	76,20	2,48	69,39	39,65	3,99	0,52	60,13
2452	36,95	2,39	26,46	34,49	7,23	1,96	53,62
2511	36,16	0,76	29,66	29,84	20,61	5,70	60,85
2512	20,49	0,41	16,42	19,49	7,27	3,55	62,67
2513	31,08	1,69	25,76	26,66	10,54	3,39	61,19
2521	32,23	0,54	26,84	30,88	–	–	62,12
2522	57,73	–	25,07	55,96	25,32	4,39	46,49
2531	38,94	2,67	32,19	35,57	–	–	53,07
2532	29,27	0,95	24,85	27,89	7,92	2,71	62,82
2539	54,20	1,68	45,82	49,54	9,85	1,82	64,00
2541	19,37	0,82	17,39	11,55	–	–	62,05
2542	20,88	0,71	17,37	19,97	7,65	3,66	59,22
2543	21,32	0,30	17,82	16,71	–	–	59,72
2550	48,41	4,12	36,80	37,72	–	–	45,74
2591	33,65	1,38	29,10	26,48	–	–	51,60
2592	23,26	0,40	19,93	21,30	9,34	4,02	60,24
2593	22,39	0,83	18,09	21,09	8,34	3,72	56,61
2599	29,46	0,59	25,49	26,74	3,75	1,27	60,24
2610	13,80	1,28	8,26	12,06	5,43	3,94	64,37
2621	11,56	1,17	6,11	10,39	–	–	64,76
2622	14,66	1,59	9,46	11,82	–	–	71,89
2631	9,52	0,22	7,09	8,08	–	–	60,47
2632	14,54	2,64	8,41	9,27	–	–	61,27
2640	28,18	5,41	18,59	24,96	–	–	71,22
2651	15,67	0,45	10,00	13,57	16,20	10,34	65,89
2652	3,47	0,35	2,43	3,47	–	–	50,00
2660	17,06	1,74	9,75	14,10	–	–	61,22
2670	6,98	1,23	4,93	6,98	–	–	47,06
2680	15,98	–	15,98	15,98	–	–	66,67
2710	23,67	0,67	18,39	20,46	4,65	1,96	63,85
2721	23,37	1,15	18,01	22,99	–	–	39,34
2722	25,75	2,03	17,74	25,22	53,43	20,75	58,51
2731	18,68	0,76	12,86	16,12	20,79	11,13	63,45
2732	21,40	1,31	14,93	18,68	9,39	4,39	57,02
2733	24,82	2,16	18,95	20,23	3,79	1,53	60,92
2740	16,51	0,32	13,00	15,99	–	–	65,75
2751	31,35	3,73	20,22	28,00	2,54	0,81	57,52
2759	13,21	0,82	10,03	12,30	–	–	60,48
2790	15,06	1,02	10,38	13,37	2,91	1,93	59,65
2811	43,54	1,52	28,73	34,68	–	–	55,81
2812	29,17	0,43	23,18	26,17	7,13	2,44	62,10
2813	17,27	0,26	13,41	16,33	10,44	6,04	52,57
2814	19,43	0,24	13,54	13,14	–	–	52,46
2815	24,07	0,54	19,04	21,83	–	–	57,09
2821	38,45	0,46	31,15	36,93	–	–	58,50
2822	29,45	0,72	24,05	26,99	18,11	6,15	61,38
2823	24,12	0,50	20,31	23,24	8,38	3,47	62,33
2824	27,03	2,86	20,14	18,71	13,00	4,81	72,60
2825	22,34	0,64	16,92	20,11	31,92	14,29	64,29
2829	24,80	0,67	20,53	21,96	6,08	2,45	59,25
2831	30,49	2,35	20,64	23,92	35,18	11,54	58,46
2832	23,75	–	20,94	24,16	–	–	61,02
2833	38,24	0,89	32,56	35,99	7,82	2,05	63,20
2840	27,24	0,39	22,77	22,47	9,83	3,61	59,93

Capítulo 59 - Brasil

59.1 - Indicadores de acidentes do trabalho, segundo a Classificação Nacional de Atividades Econômicas (CNAE), Brasil - 2014

(continuação)

CNAE	INDICADORES DE ACIDENTES DO TRABALHO						
	Incidência (por 1.000 vínculos)	Incidência de Doenças Ocupacionais (por 1.000 vínculos)	Incidência de Acidentes Típicos (por 1.000 vínculos)	Incidência de Incapacidade Temporária (por 1.000 vínculos)	Taxa de Mortalidade (por 100.000 vínculos)	Taxa de Letalidade (por 1.000 acidentes)	Acidentalidade para a faixa 16 a 34 anos (por 100 acidentes)
2851	42,17	17,01	20,56	24,63	–	–	70,54
2852	37,64	–	33,44	32,39	–	–	54,42
2853	26,74	9,91	12,62	15,62	–	–	52,25
2854	37,08	0,79	31,14	24,41	–	–	64,41
2861	28,06	0,87	22,60	25,45	24,83	8,85	60,62
2862	29,63	0,31	25,41	28,29	5,14	1,74	56,25
2863	16,77	0,80	11,58	15,57	–	–	57,14
2864	15,50	1,17	12,57	15,50	–	–	52,83
2865	14,21	0,29	11,60	11,60	–	–	46,94
2866	27,82	–	22,66	27,43	–	–	55,71
2869	25,66	0,45	21,56	23,59	7,52	2,93	59,60
2910	30,68	6,29	19,83	16,12	4,88	1,59	49,92
2920	29,60	4,08	21,29	17,48	18,71	6,32	47,79
2930	44,45	0,87	40,67	39,85	4,57	1,03	63,00
2941	29,30	3,20	21,70	22,84	–	–	56,63
2942	42,56	4,87	32,17	27,16	–	–	58,02
2943	37,46	2,01	32,25	30,68	–	–	57,29
2944	26,23	1,74	21,22	17,89	15,84	6,04	62,78
2945	14,61	5,10	6,46	9,56	2,60	1,78	69,16
2949	26,61	2,27	20,57	22,34	6,97	2,62	58,70
2950	10,59	0,19	8,06	9,93	9,37	8,85	53,10
3011	24,39	0,81	21,40	10,95	3,15	1,29	60,69
3012	16,76	0,49	13,12	16,76	24,29	14,49	55,07
3031	43,73	8,93	29,21	33,31	–	–	54,47
3032	39,09	2,27	31,36	34,09	–	–	50,00
3041	19,37	2,43	14,02	7,73	–	–	47,01
3042	26,08	2,48	19,46	14,49	–	–	57,14
3091	46,44	5,21	32,79	29,37	–	–	62,67
3092	18,12	0,56	14,12	16,34	–	–	61,96
3099	23,70	1,55	19,03	19,81	–	–	50,82
3101	18,02	0,38	14,80	17,11	3,72	2,06	58,25
3102	25,66	0,88	21,65	21,68	7,52	2,93	66,02
3103	13,91	0,31	11,08	12,97	–	–	59,40
3104	20,29	0,72	15,50	19,42	10,81	5,33	61,28
3211	4,68	0,15	2,08	4,31	7,44	15,87	69,84
3212	9,25	0,10	3,90	8,53	10,28	11,11	68,89
3220	21,07	1,34	16,59	19,28	–	–	61,70
3230	92,72	0,36	13,45	91,28	–	–	54,93
3240	15,74	–	12,79	15,13	–	–	65,63
3250	14,07	0,85	9,05	12,68	15,06	10,70	64,45
3291	38,22	0,36	13,73	36,66	–	–	49,06
3292	9,50	0,25	7,24	9,29	12,56	13,22	65,20
3299	15,78	0,41	12,74	14,64	4,86	3,08	64,10
3311	19,93	0,41	17,47	17,61	13,65	6,85	59,59
3312	7,28	0,42	4,32	5,93	8,47	11,63	61,63
3313	12,36	0,14	9,59	11,34	–	–	57,92
3314	14,82	0,29	11,70	10,74	9,42	6,35	58,94
3315	31,41	3,14	22,51	26,17	52,35	16,67	58,33
3316	29,18	0,75	23,10	24,88	18,70	6,41	41,99
3317	35,36	1,39	29,93	21,72	13,92	3,94	54,33
3319	13,04	0,14	10,19	11,82	–	–	62,50
3321	11,51	0,20	8,97	9,40	7,80	6,78	59,66
3329	12,59	0,22	9,24	12,01	14,56	11,56	58,96
3512	13,48	0,34	8,74	9,01	27,10	20,10	34,17
3513	13,91	0,80	7,16	9,14	39,75	28,57	25,71
3514	22,10	0,80	15,25	17,28	7,51	3,40	43,89
3520	12,25	–	8,42	6,89	–	–	45,83
3530	10,12	–	8,85	6,32	–	–	37,50
3600	25,48	0,44	20,32	20,87	16,16	6,34	34,23
3701	22,30	0,43	17,58	17,58	21,44	9,62	56,73
3702	32,60	0,25	29,05	30,29	24,83	7,61	62,69
3811	45,67	0,39	40,13	40,84	21,09	4,62	57,97
3812	29,98	0,44	25,80	19,84	–	–	56,62
3821	42,61	0,65	35,13	39,62	3,60	0,84	46,08
3822	56,35	–	50,72	44,14	37,57	6,67	59,00
3831	24,55	0,32	20,75	22,02	–	–	52,79
3832	22,63	0,09	19,05	21,97	–	–	59,58
3839	26,68	0,35	22,48	24,16	28,01	10,50	55,38
3900	30,51	0,80	24,08	16,06	–	–	52,63
4110	21,57	0,25	18,05	20,70	14,95	6,93	48,65
4120	13,74	0,23	11,22	12,72	11,98	8,72	47,48
4211	21,96	0,16	18,88	18,23	29,16	13,28	49,81
4212	18,06	0,38	15,85	11,24	12,89	7,14	53,84
4213	13,33	0,15	10,92	12,45	17,27	12,95	39,86
4221	38,88	0,26	22,06	31,15	21,35	5,49	47,61
4222	14,12	0,05	12,15	12,85	15,18	10,75	50,36
4223	46,86	–	20,36	36,35	43,79	9,35	46,73
4291	19,85	0,56	17,88	12,64	9,36	4,72	49,06
4292	15,94	0,16	14,04	6,33	7,31	4,59	59,40
4299	16,84	0,25	13,97	13,21	14,09	8,37	50,56
4311	9,71	0,45	6,87	8,97	–	–	50,77
4312	12,76	0,23	10,14	10,14	34,17	26,79	55,36
4313	12,65	0,21	10,21	11,20	24,41	19,30	46,40
4319	7,28	0,54	5,93	4,58	13,48	18,52	55,56

Capítulo 59 - Brasil

59.1 - Indicadores de acidentes do trabalho, segundo a Classificação Nacional de Atividades Econômicas (CNAE), Brasil - 2014

(continuação)

CNAE	INDICADORES DE ACIDENTES DO TRABALHO						
	Incidência (por 1.000 vínculos)	Incidência de Doenças Ocupacionais (por 1.000 vínculos)	Incidência de Acidentes Típicos (por 1.000 vínculos)	Incidência de Incapacidade Temporária (por 1.000 vínculos)	Taxa de Mortalidade (por 100.000 vínculos)	Taxa de Letalidade (por 1.000 acidentes)	Acidentalidade para a faixa 16 a 34 anos (por 100 acidentes)
4321	12,24	0,15	8,93	11,00	20,24	16,53	59,02
4322	10,86	0,20	7,65	10,15	4,96	4,57	59,13
4329	12,02	0,11	8,92	9,16	14,01	11,66	58,86
4330	9,72	0,27	7,52	9,13	12,02	12,37	52,83
4391	21,29	0,22	19,59	18,63	21,63	10,16	52,39
4399	12,70	0,22	10,23	11,54	9,81	7,73	50,82
4511	8,23	0,14	5,21	7,80	4,52	5,50	60,93
4512	80,33	–	6,71	79,87	–	–	41,79
4520	9,29	0,21	6,56	8,89	5,70	6,14	59,58
4530	9,05	0,18	6,04	8,71	5,93	6,55	65,90
4541	8,39	0,08	2,86	8,04	1,13	1,34	69,49
4542	64,08	–	10,68	64,08	–	–	61,11
4543	14,62	–	3,78	15,12	25,21	17,24	62,07
4611	12,19	0,37	7,76	11,82	–	–	66,67
4612	4,42	0,55	3,87	3,32	–	–	25,00
4613	4,58	–	3,52	3,87	–	–	69,23
4614	5,01	0,25	3,00	4,01	25,04	50,00	75,00
4615	2,97	–	1,98	2,48	–	–	66,67
4616	3,85	–	1,54	4,10	–	–	80,00
4617	8,26	0,20	4,69	7,96	10,20	12,35	77,78
4618	2,17	–	1,53	2,04	–	–	76,47
4619	3,73	0,37	1,98	3,66	–	–	56,86
4621	31,77	0,58	27,27	29,45	14,51	4,57	69,41
4622	16,33	–	12,90	14,62	24,50	15,00	54,50
4623	12,85	0,07	10,41	12,14	20,01	15,58	52,69
4631	10,31	0,54	6,05	10,31	–	–	57,07
4632	12,56	0,09	10,00	11,35	24,09	19,18	53,48
4633	7,31	0,12	5,22	7,15	12,06	16,49	59,79
4634	12,44	0,44	9,51	11,89	20,62	16,57	61,51
4635	23,93	1,41	16,34	20,60	8,32	3,48	69,03
4636	9,37	0,23	5,87	7,68	11,29	12,05	56,63
4637	9,57	0,11	6,07	9,32	5,31	5,55	62,85
4639	10,20	0,20	6,77	9,71	10,17	9,98	67,58
4641	6,53	0,12	4,28	6,02	7,92	12,12	66,67
4642	4,66	0,16	2,25	4,40	2,59	5,56	65,00
4643	6,00	–	3,76	6,00	–	–	68,63
4644	6,38	0,16	3,67	5,83	2,89	4,52	65,16
4645	5,14	0,16	2,51	4,39	2,35	4,57	56,16
4646	6,59	0,18	3,44	5,81	1,78	2,70	64,96
4647	7,64	0,16	4,78	7,39	3,18	4,17	70,42
4649	6,48	0,20	4,09	6,02	3,10	4,78	65,07
4651	4,28	0,08	2,19	3,82	–	–	67,26
4652	5,33	–	2,29	5,03	–	–	63,89
4661	14,95	0,13	11,85	13,17	3,13	2,10	72,75
4662	17,85	0,25	13,49	14,25	33,52	18,78	62,91
4663	9,90	0,54	6,87	8,24	12,76	12,89	61,60
4664	6,50	0,37	3,62	5,85	9,29	14,29	50,00
4665	6,36	0,08	4,73	6,36	8,16	12,82	74,36
4669	12,46	0,25	8,15	10,62	9,51	7,63	62,60
4671	17,79	0,38	14,89	17,16	31,55	17,73	54,26
4672	13,68	0,12	10,77	13,19	6,05	4,42	63,72
4673	6,57	–	5,42	6,11	–	–	65,22
4674	18,69	–	15,38	16,35	19,47	10,42	55,21
4679	14,91	0,23	12,18	13,13	14,18	9,51	62,19
4681	9,57	0,16	6,37	7,91	13,07	13,65	43,00
4682	45,99	0,99	38,64	38,90	13,25	2,88	67,00
4683	9,69	0,11	7,37	9,02	10,53	10,87	62,32
4684	13,26	0,25	10,17	12,45	6,17	4,65	51,63
4685	28,07	0,39	24,38	25,42	6,47	2,30	58,06
4686	14,26	0,20	11,14	13,76	10,08	7,07	64,66
4687	23,08	0,23	19,85	21,79	18,71	8,11	46,00
4689	11,04	0,13	7,96	9,85	7,44	6,73	59,76
4691	12,13	0,30	8,96	11,20	1,78	1,47	64,85
4692	7,81	0,11	5,91	7,08	–	–	48,65
4693	11,63	0,17	8,44	11,12	3,64	3,13	63,09
4711	15,44	0,22	12,45	14,84	3,45	2,24	66,45
4712	3,93	0,13	2,87	3,79	3,52	8,96	61,41
4713	7,20	0,20	4,40	6,90	3,13	4,34	72,37
4721	4,68	0,11	3,39	4,53	1,76	3,75	60,24
4722	10,24	0,19	8,22	9,96	3,80	3,71	66,21
4723	7,14	0,20	4,61	6,96	3,99	5,59	67,32
4724	7,51	0,05	5,57	7,37	3,54	4,71	64,00
4729	7,51	0,19	5,01	7,06	2,50	3,33	63,00
4731	5,51	0,09	2,80	5,36	7,04	12,76	61,07
4732	6,95	–	4,94	6,64	–	–	68,89
4741	7,06	–	4,18	6,72	2,65	3,75	69,66
4742	7,97	0,15	5,69	7,53	9,95	12,47	61,12
4743	14,62	0,28	12,14	14,11	11,49	7,86	69,18
4744	9,51	0,20	7,29	9,10	7,41	7,79	55,59
4751	6,96	0,14	3,22	6,53	3,28	4,71	75,98
4752	4,59	0,13	2,22	4,34	5,39	11,73	73,61
4753	9,10	0,56	5,44	8,87	5,69	6,25	62,16
4754	5,01	0,13	3,14	4,84	2,94	5,88	61,79
4755	3,03	0,11	1,68	2,95	4,75	15,67	61,88

Capítulo 59 - Brasil

59.1 - Indicadores de acidentes do trabalho, segundo a Classificação Nacional de Atividades Econômicas (CNAE), Brasil - 2014

(continuação)

CNAE	INDICADORES DE ACIDENTES DO TRABALHO						
	Incidência (por 1.000 vínculos)	Incidência de Doenças Ocupacionais (por 1.000 vínculos)	Incidência de Acidentes Típicos (por 1.000 vínculos)	Incidência de Incapacidade Temporária (por 1.000 vínculos)	Taxa de Mortalidade (por 100.000 vínculos)	Taxa de Letalidade (por 1.000 acidentes)	Acidentalidade para a faixa 16 a 34 anos (por 100 acidentes)
4756	2,96	–	1,41	2,82	14,09	47,62	57,14
4757	7,52	0,07	4,77	7,06	16,57	22,03	66,52
4759	5,85	0,15	3,77	5,54	3,78	6,47	67,89
4761	3,36	0,06	1,91	3,29	–	–	71,13
4762	2,05	0,23	0,68	1,82	–	–	66,67
4763	4,65	0,06	2,62	4,52	3,45	7,43	71,78
4771	5,10	0,07	2,90	4,57	0,90	1,76	71,56
4772	2,99	0,12	1,44	2,84	–	–	71,15
4773	4,24	0,25	1,92	4,04	–	–	69,05
4774	2,41	0,07	1,03	2,33	–	–	70,83
4781	3,31	0,09	1,81	3,08	0,96	2,91	75,03
4782	3,73	0,11	2,11	3,53	1,37	3,69	79,48
4783	2,50	0,03	1,00	2,45	2,55	10,20	67,35
4784	12,75	0,30	8,61	11,76	17,74	13,91	59,97
4785	9,84	–	7,38	9,84	–	–	39,29
4789	6,60	0,13	4,39	6,26	4,84	7,34	64,01
4911	18,44	0,71	14,20	8,15	11,86	6,43	62,86
4912	40,07	0,35	31,06	36,62	15,69	3,92	32,58
4921	9,61	0,33	6,22	9,33	7,48	7,79	36,22
4922	9,86	0,21	6,80	9,48	15,44	15,67	39,95
4923	7,05	0,25	3,52	6,84	8,49	12,05	45,78
4924	3,16	0,11	1,85	3,16	10,89	34,48	20,69
4929	7,08	0,19	4,51	6,28	19,03	26,87	36,28
4930	13,60	0,18	10,29	12,32	29,22	21,49	48,23
4940	37,21	0,47	31,42	11,26	–	–	38,24
4950	6,47	–	6,47	6,47	–	–	100,00
5011	16,84	–	14,62	13,38	–	–	41,18
5012	14,62	–	13,23	13,23	69,62	47,62	33,33
5021	25,63	0,11	21,88	22,95	21,45	8,37	34,31
5022	4,53	–	3,02	4,53	50,31	111,11	77,78
5030	23,98	0,22	19,44	12,71	8,98	3,75	36,52
5091	17,81	0,29	14,36	17,52	28,73	16,13	46,77
5099	1,25	–	–	1,25	–	–	100,00
5111	23,24	0,05	10,41	22,49	–	–	56,49
5112	15,45	0,13	5,32	13,93	–	–	37,70
5120	21,61	–	9,86	21,14	–	–	41,30
5211	19,49	0,09	14,37	17,94	20,45	10,49	61,13
5212	23,88	0,23	9,18	21,53	4,10	1,72	53,34
5221	26,50	0,09	20,28	23,97	17,75	6,70	60,64
5222	21,69	0,13	13,74	21,01	13,47	6,21	31,68
5223	6,11	0,10	2,73	5,87	4,19	6,86	62,01
5229	13,57	0,19	9,19	12,29	25,60	18,87	51,65
5231	25,20	0,20	17,55	19,67	22,91	9,09	52,73
5232	17,74	–	8,29	14,85	–	–	50,00
5240	19,55	0,31	13,64	17,82	–	–	49,38
5250	13,73	0,17	9,57	10,95	7,65	5,57	65,92
5310	98,38	5,39	83,65	82,55	10,33	1,05	31,42
5320	21,61	0,16	12,91	21,30	19,45	9,00	63,19
5510	7,43	0,18	5,34	6,96	2,10	2,83	46,69
5590	3,45	0,42	2,41	3,24	–	–	40,91
5611	6,95	0,14	5,05	6,69	2,35	3,38	65,22
5612	5,49	0,34	3,70	5,27	–	–	65,31
5620	16,93	0,27	13,46	13,46	2,34	1,38	43,58
5811	5,57	0,21	2,89	5,15	–	–	50,63
5813	2,87	–	1,20	2,63	–	–	83,33
5819	6,60	–	3,13	5,56	–	–	68,42
5821	15,51	0,26	11,24	13,94	–	–	55,06
5822	8,30	0,06	5,27	7,91	3,19	3,85	44,23
5823	6,07	–	4,11	5,54	–	–	41,18
5829	9,30	0,14	6,88	9,07	–	–	59,80
5911	3,59	0,08	1,33	3,50	–	–	53,49
5912	1,28	0,64	–	1,28	–	–	100,00
5913	3,44	1,15	2,29	3,44	–	–	66,67
5914	7,49	0,14	6,20	7,02	–	–	68,18
5920	3,06	–	1,02	2,55	–	–	66,67
6010	3,21	0,13	0,79	3,11	–	–	45,90
6021	10,97	0,31	6,72	9,39	7,18	6,55	37,97
6022	7,49	0,28	1,94	6,93	–	–	55,56
6110	8,20	0,38	5,27	7,65	2,83	3,45	63,90
6120	7,74	0,37	2,85	7,49	14,74	19,05	67,62
6130	3,27	–	1,09	3,27	–	–	16,67
6141	22,06	–	12,71	21,77	5,70	2,58	72,35
6142	24,04	–	12,02	24,04	–	–	100,00
6143	3,78	–	1,26	3,78	–	–	44,44
6190	10,40	0,23	7,74	10,06	6,57	6,32	63,67
6201	67,38	0,38	3,15	66,24	15,17	2,25	29,09
6202	3,15	0,13	0,85	2,78	2,65	8,40	68,07
6203	3,01	0,10	0,80	2,81	–	–	70,20
6204	3,88	0,10	1,25	3,35	3,40	8,77	50,58
6209	3,79	0,08	1,50	3,41	4,00	10,55	63,32
6311	4,96	0,07	1,31	4,56	–	–	53,20
6319	1,50	–	0,35	1,38	–	–	73,08
6391	2,81	–	1,69	2,81	–	–	60,00
6399	4,05	–	1,85	3,82	–	–	65,71

Capítulo 59 - Brasil

59.1 - Indicadores de acidentes do trabalho, segundo a Classificação Nacional de Atividades Econômicas (CNAE), Brasil - 2014

(continuação)

CNAE	INDICADORES DE ACIDENTES DO TRABALHO						
	Incidência (por 1.000 vínculos)	Incidência de Doenças Ocupacionais (por 1.000 vínculos)	Incidência de Acidentes Típicos (por 1.000 vínculos)	Incidência de Incapacidade Temporária (por 1.000 vínculos)	Taxa de Mortalidade (por 100.000 vínculos)	Taxa de Letalidade (por 1.000 acidentes)	Acidentalidade para a faixa 16 a 34 anos (por 100 acidentes)
6421	10,87	2,33	7,41	5,87	–	–	30,46
6422	14,29	7,85	4,28	13,78	2,38	1,67	36,67
6423	6,64	0,81	3,82	5,32	1,03	1,56	36,45
6424	2,06	0,19	0,64	1,90	4,12	20,00	65,00
6431	2,49	0,31	0,93	2,49	–	–	37,50
6432	4,65	–	4,65	2,33	–	–	50,00
6433	15,56	0,27	3,76	6,17	–	–	17,24
6434	7,20	–	3,00	7,20	–	–	25,00
6435	9,29	–	0,84	9,29	–	–	45,45
6436	4,44	0,34	2,27	3,41	–	–	53,85
6437	–	–	–	–	–	–	–
6440	2,45	–	2,45	–	–	–	100,00
6450	1,98	–	–	1,98	–	–	50,00
6461	22,14	–	7,38	22,14	–	–	33,33
6462	8,10	0,08	5,05	7,14	8,47	10,45	50,17
6463	8,11	–	5,60	7,73	–	–	52,38
6491	2,16	–	0,46	1,85	–	–	50,00
6492	1,17	–	–	1,17	–	–	100,00
6493	4,37	–	1,56	3,59	15,60	35,71	67,86
6499	5,23	0,37	1,49	4,67	–	–	57,14
6511	5,88	0,41	2,29	5,15	–	–	50,00
6512	4,38	0,22	1,35	4,18	5,62	12,82	48,08
6520	4,75	–	1,43	4,75	23,76	50,00	35,00
6530	14,68	–	10,28	2,94	–	–	10,00
6541	9,43	0,42	2,82	7,74	–	–	34,33
6542	5,46	0,68	2,39	5,11	–	–	43,75
6550	13,67	0,18	7,62	9,34	1,13	0,83	58,77
6611	6,00	–	3,27	6,00	–	–	63,64
6612	3,12	–	0,51	2,95	–	–	67,57
6613	15,84	0,12	3,90	14,74	–	–	60,77
6619	5,82	0,37	2,54	5,50	–	–	63,64
6621	10,34	0,33	1,33	10,34	–	–	41,94
6622	2,58	0,13	0,61	2,42	–	–	70,43
6629	4,06	0,42	1,12	3,64	14,00	34,48	68,97
6630	20,57	–	0,82	20,57	–	–	48,80
6810	14,96	1,86	10,78	14,30	26,25	17,54	49,93
6821	4,22	0,06	2,07	4,01	1,94	4,59	56,88
6822	7,27	0,09	4,84	6,80	6,63	9,12	52,58
6911	2,54	0,07	0,68	2,43	1,12	4,42	68,58
6912	2,02	0,02	0,50	1,93	–	–	47,06
6920	4,17	0,08	1,41	3,89	2,15	5,15	70,13
7010	10,22	0,39	5,11	10,22	–	–	46,15
7020	4,77	0,11	1,95	4,09	5,63	11,79	57,96
7111	6,42	0,09	4,69	4,34	–	–	55,41
7112	11,77	0,14	8,53	9,82	9,06	7,70	52,31
7119	11,70	0,21	8,05	8,66	15,85	13,54	60,50
7120	8,35	0,23	4,68	7,55	3,78	4,52	66,52
7210	15,78	0,24	11,51	11,10	9,76	6,18	31,53
7220	10,20	–	4,11	8,83	–	–	44,78
7311	4,34	0,06	0,54	4,40	–	–	49,66
7312	8,42	–	5,36	7,65	–	–	60,00
7319	6,15	0,13	2,66	5,98	2,09	3,40	67,01
7320	9,33	–	2,43	8,92	–	–	53,26
7410	7,63	–	4,16	6,93	–	–	68,18
7420	7,93	0,11	2,22	7,45	5,29	6,67	52,00
7490	7,43	0,31	4,05	6,19	3,82	5,15	55,06
7500	8,00	0,26	5,64	7,08	–	–	57,38
7711	6,67	0,25	3,82	6,21	16,84	25,25	50,25
7719	10,80	0,34	8,08	9,21	11,37	10,53	42,11
7721	3,36	0,37	2,24	3,36	–	–	44,44
7722	4,56	–	2,55	4,56	–	–	88,00
7723	3,26	0,15	1,67	3,26	–	–	41,86
7729	8,60	–	6,25	8,50	19,53	22,73	52,27
7731	9,99	–	8,27	9,64	–	–	48,28
7732	14,02	0,22	10,78	13,11	8,48	6,05	55,02
7733	5,94	–	1,77	5,51	–	–	58,76
7739	12,16	0,19	9,04	10,81	11,14	9,16	60,31
7740	5,10	0,18	2,29	3,87	–	–	62,07
7810	5,06	0,12	2,05	4,65	5,20	10,27	43,84
7820	5,91	0,09	2,89	5,37	3,50	5,93	65,51
7830	4,29	0,10	2,07	3,85	1,32	3,07	52,38
7911	2,56	0,08	0,93	2,48	–	–	57,98
7912	2,63	–	1,97	1,97	–	–	25,00
7990	3,90	–	1,20	3,90	–	–	76,92
8011	5,95	0,05	1,76	5,67	7,79	13,08	49,78
8012	18,07	0,37	9,08	17,15	18,13	10,03	46,56
8030	1.270,36	–	–	1.270,36	–	–	27,69
8111	5,51	0,18	2,41	5,10	2,31	4,19	42,77
8112	6,20	0,16	4,37	5,86	2,43	3,91	37,80
8121	7,14	0,18	4,01	6,17	2,00	2,80	34,42
8122	12,59	0,20	4,98	11,68	15,10	12,00	60,00
8129	14,88	0,51	10,95	12,31	7,78	5,23	39,20
8130	13,57	0,09	6,60	12,93	22,92	16,89	50,34
8211	5,60	0,11	2,72	5,04	4,27	7,63	53,50

Capítulo 59 - Brasil

59.1 - Indicadores de acidentes do trabalho, segundo a Classificação Nacional de Atividades Econômicas (CNAE), Brasil - 2014

(conclusão)

CNAE	INDICADORES DE ACIDENTES DO TRABALHO						
	Incidência (por 1.000 vínculos)	Incidência de Doenças Ocupacionais (por 1.000 vínculos)	Incidência de Acidentes Típicos (por 1.000 vínculos)	Incidência de Incapacidade Temporária (por 1.000 vínculos)	Taxa de Mortalidade (por 100.000 vínculos)	Taxa de Letalidade (por 1.000 acidentes)	Acidentalidade para a faixa 16 a 34 anos (por 100 acidentes)
8219	5,37	0,14	2,61	4,95	1,08	2,01	67,27
8220	5,10	0,32	1,62	4,88	1,17	2,31	74,15
8230	4,61	0,17	2,99	4,37	10,82	23,47	60,09
8291	5,70	0,25	1,24	5,42	1,04	1,83	59,78
8292	13,75	0,46	11,15	12,30	7,64	5,56	65,00
8299	6,73	0,15	4,00	5,91	3,70	5,50	59,23
8411	3,83	0,06	2,91	3,10	1,19	3,11	29,00
8412	2,60	0,04	1,82	1,98	–	–	40,33
8413	18,07	0,17	10,91	15,85	17,04	9,43	9,43
8421	–	–	–	–	–	–	–
8422	40,39	–	39,91	32,79	–	–	35,29
8423	3,83	0,13	2,73	3,61	4,40	11,49	40,23
8424	5,90	0,31	4,76	4,76	–	–	30,70
8425	3,23	–	3,23	3,23	–	–	–
8430	7,31	–	6,23	5,96	–	–	25,93
8511	42,52	0,15	3,51	41,93	–	–	36,49
8512	2,67	0,12	1,79	2,54	1,03	3,85	39,88
8513	3,64	0,08	2,24	3,38	0,55	1,51	35,22
8520	3,10	0,07	2,16	2,89	0,94	3,02	36,56
8531	7,29	0,11	4,63	5,98	0,42	0,57	36,87
8532	7,44	0,13	5,29	5,58	0,95	1,27	40,24
8533	6,44	0,24	4,29	5,72	7,95	12,35	35,80
8541	3,06	0,02	2,00	2,82	–	–	43,08
8542	6,64	0,40	2,79	6,51	13,29	20,00	30,00
8550	7,26	0,09	4,70	6,72	3,01	4,15	34,44
8591	3,14	–	2,01	3,14	12,55	40,00	60,00
8592	3,89	0,24	1,41	3,65	–	–	54,55
8593	1,58	0,04	0,69	1,56	1,44	9,09	57,27
8599	6,69	0,08	3,84	6,07	3,10	4,63	43,51
8610	50,59	0,49	41,28	24,26	2,20	0,43	49,86
8621	28,15	–	21,63	16,08	13,87	4,93	53,20
8622	18,62	–	9,93	15,31	–	–	51,11
8630	12,61	0,14	8,94	7,39	0,42	0,33	52,49
8640	16,52	0,17	11,49	9,88	0,44	0,27	60,17
8650	8,30	0,08	4,82	5,53	–	–	52,85
8660	21,88	0,20	18,20	8,49	–	–	58,37
8690	27,18	0,20	21,67	14,53	2,27	0,84	45,86
8711	10,70	0,21	8,08	8,62	2,36	2,21	36,87
8712	9,57	0,18	4,97	7,95	–	–	52,83
8720	21,94	0,32	17,83	11,94	8,07	3,68	44,12
8730	13,24	0,21	9,95	9,84	–	–	35,44
8800	12,61	0,20	8,68	11,08	0,68	0,54	48,54
9001	7,12	0,12	4,73	6,88	12,28	17,24	56,90
9002	8,79	–	5,86	8,79	–	–	33,33
9003	3,32	–	2,21	2,76	–	–	33,33
9101	10,53	0,44	8,77	10,53	–	–	79,17
9102	7,83	–	7,18	5,88	–	–	50,00
9103	33,69	–	28,37	32,36	–	–	34,21
9200	9,71	–	8,50	10,92	–	–	50,00
9311	10,23	–	7,37	8,60	–	–	56,00
9312	9,39	0,15	7,31	9,00	2,51	2,67	40,19
9313	2,19	0,07	1,13	2,06	2,37	10,81	66,49
9319	8,18	0,07	6,06	7,81	–	–	56,25
9321	20,51	–	17,84	14,30	–	–	66,39
9329	7,97	0,24	5,89	7,08	6,81	8,55	58,12
9411	9,94	0,15	6,24	6,70	–	–	53,54
9412	16,49	0,14	10,15	12,05	9,06	5,49	27,20
9420	5,69	0,33	3,01	5,36	–	–	43,32
9430	7,99	0,17	5,64	6,07	0,73	0,91	42,07
9491	6,00	0,20	4,24	5,32	5,79	9,64	33,88
9492	133,79	–	0,94	127,61	–	–	40,76
9493	5,94	–	5,15	5,28	–	–	55,56
9499	12,86	0,18	8,85	10,57	7,35	5,71	52,69
9511	5,51	0,19	2,71	5,29	6,45	11,72	64,06
9512	10,62	0,09	7,61	10,25	18,80	17,70	61,95
9521	7,64	0,24	4,27	7,34	6,83	8,93	65,18
9529	9,07	0,22	6,88	8,73	4,30	4,74	64,45
9601	10,33	0,44	7,90	9,16	5,48	5,31	50,80
9602	1,81	0,09	0,77	1,71	0,97	5,38	58,06
9603	7,14	0,18	3,94	6,46	–	–	51,04
9609	5,33	0,12	2,84	4,98	3,89	7,30	59,12
9700	27,95	0,54	19,35	26,88	–	–	19,23
9900	4,24	–	1,41	4,24	–	–	26,67
Outros(1)	15.113,68	161,85	9.240,85	12.701,35	13.872,83	9,18	49,36

Fonte: DATAPREV, CAT, SUB, CNIS.

Notas: 1. Os dados são preliminares, estando sujeitos a correções.
2. As atividades econômicas que apresentam valores zerados para os indicadores são aquelas onde não ocorreram acidentes no período.

(1) Englobam as atividades que possuíam número médio de vínculos no ano menor que 100.

Capítulo 59 - Brasil

59.2 - Indicadores de acidentes do trabalho, segundo a Classificação Nacional de Atividades Econômicas (CNAE), Brasil - 2015

(continua)

CNAE	INDICADORES DE ACIDENTES DO TRABALHO						
	Incidência (por 1.000 vínculos)	Incidência de Doenças Ocupacionais (por 1.000 vínculos)	Incidência de Acidentes Típicos (por 1.000 vínculos)	Incidência de Incapacidade Temporária (por 1.000 vínculos)	Taxa de Mortalidade (por 100.000 vínculos)	Taxa de Letalidade (por 1.000 acidentes)	Acidentalidade para a faixa 16 a 34 anos (por 100 acidentes)
TOTAL	**14,23**	**0,31**	**8,91**	**11,94**	**5,81**	**4,08**	**49,39**
0111	12,81	0,02	4,17	12,67	9,96	7,78	41,76
0112	99,09	0,10	12,18	98,78	10,32	1,04	49,38
0113	15,74	0,24	13,67	13,52	11,07	7,04	48,87
0114	25,94	–	7,11	25,94	–	–	19,35
0115	12,88	0,01	11,55	12,59	25,03	19,43	53,18
0116	1,72	–	1,60	1,72	4,10	23,81	38,10
0119	10,01	0,04	8,31	9,90	25,29	25,27	54,51
0121	49,22	0,03	3,19	48,99	6,65	1,35	41,32
0122	5,40	–	4,39	5,22	11,87	21,98	57,14
0131	23,84	0,17	21,95	18,80	4,99	2,09	44,35
0132	21,12	0,15	19,11	20,77	35,12	16,63	44,66
0133	9,50	0,05	8,28	8,93	5,49	5,78	56,65
0134	5,78	–	4,87	5,57	2,40	4,15	40,66
0135	4,87	0,33	4,10	4,87	11,07	22,73	50,00
0139	41,99	0,14	31,41	30,72	13,75	3,27	60,80
0141	92,98	0,68	81,85	89,65	67,87	7,30	41,09
0142	20,95	–	16,48	20,11	–	–	49,33
0151	5,75	0,04	5,20	5,62	4,17	7,25	44,53
0152	8,09	0,30	6,59	7,94	–	–	37,04
0153	2,72	–	2,27	2,72	–	–	16,67
0154	11,38	0,14	9,96	10,55	18,35	16,13	49,19
0155	10,15	0,09	8,53	9,37	5,06	4,98	52,99
0159	3,13	0,14	2,58	2,99	13,60	43,48	65,22
0161	7,45	0,05	6,67	6,67	9,55	12,81	48,75
0162	15,40	–	13,48	15,25	50,67	32,89	41,78
0163	11,57	0,30	8,56	10,37	15,02	12,99	63,64
0210	18,05	0,12	16,42	14,44	20,48	11,34	42,82
0220	9,17	–	8,00	8,72	17,97	19,61	45,10
0230	18,06	0,09	15,33	11,41	26,13	14,47	46,30
0311	6,81	0,74	5,32	6,31	–	–	45,45
0312	30,63	–	3,40	27,23	–	–	22,22
0321	15,06	–	10,76	14,08	–	–	62,34
0322	10,76	–	9,04	10,05	–	–	62,67
0500	50,75	1,71	44,54	48,40	–	–	48,10
0600	28,07	0,42	24,34	6,89	7,70	2,74	39,23
0710	13,80	0,85	10,44	4,23	24,41	17,69	53,33
0721	5,41	0,25	4,67	2,95	24,57	45,45	45,45
0722	29,81	–	26,50	9,11	–	–	41,67
0723	6,43	2,14	2,14	4,29	214,36	333,33	66,67
0724	21,39	0,39	18,15	8,50	15,45	7,22	53,43
0725	46,07	–	38,39	3,07	–	–	50,00
0729	21,81	0,18	19,68	6,56	8,87	4,07	59,35
0810	17,67	0,62	14,69	16,11	26,94	15,25	44,14
0891	18,29	0,67	16,44	14,77	16,78	9,17	49,54
0892	15,63	–	12,66	14,84	–	–	49,37
0893	27,45	0,92	22,88	23,79	–	–	43,33
0899	18,84	0,36	16,56	16,38	9,10	4,83	48,31
0910	26,75	0,32	22,87	7,85	32,31	12,08	59,30
0990	10,99	–	9,03	7,06	–	–	28,57
1011	43,24	1,34	38,77	34,38	15,08	3,49	61,78
1012	34,26	2,18	26,28	23,22	6,61	1,93	58,51
1013	25,82	0,98	22,48	21,61	9,68	3,75	53,75
1020	28,02	0,62	23,92	25,83	5,62	2,00	54,11
1031	11,55	0,30	9,29	9,97	17,04	14,76	51,66
1032	20,32	0,22	17,95	19,46	–	–	58,73
1033	20,72	0,15	16,66	16,06	20,26	9,78	58,19
1041	26,44	0,04	22,42	21,63	17,51	6,62	58,77
1042	18,59	0,32	14,40	15,36	21,49	11,56	54,34
1043	25,70	0,32	21,53	17,67	32,13	12,50	47,50
1051	18,47	0,12	15,63	17,48	12,35	6,69	61,87
1052	19,93	0,25	16,06	16,34	7,26	3,64	60,74
1053	9,57	0,16	7,22	8,55	3,92	4,10	68,44
1061	17,36	0,28	14,15	16,89	23,59	13,59	51,09
1062	21,53	0,36	17,96	19,45	10,95	5,08	53,56
1063	11,62	–	10,38	11,12	24,72	21,28	38,30
1064	10,84	0,38	7,65	10,21	12,76	11,76	58,82
1065	22,15	0,24	18,76	18,40	24,21	10,93	56,28
1066	23,12	0,35	19,95	20,69	27,58	11,93	56,88
1069	18,07	0,14	14,66	16,00	9,61	5,32	57,71
1071	27,31	0,06	25,87	19,46	12,40	4,54	54,24
1072	20,71	–	19,35	20,52	–	–	50,47
1081	14,57	–	11,22	13,87	5,88	4,03	59,27
1082	42,16	–	35,29	34,37	–	–	53,26
1091	7,83	0,14	6,00	7,54	1,26	1,61	59,23
1092	18,78	0,58	15,15	12,89	2,24	1,19	63,01
1093	19,90	0,88	16,03	15,44	2,67	1,34	55,36
1094	20,60	0,29	16,52	16,97	2,38	1,15	62,05
1095	11,67	0,08	8,50	10,40	–	–	61,90
1096	14,19	0,39	11,72	12,51	–	–	62,50
1099	16,58	0,56	12,91	14,27	4,22	2,54	59,80
1111	21,32	0,26	10,18	20,28	–	–	46,96
1112	22,34	0,50	15,55	21,02	–	–	41,48
1113	20,73	0,62	15,80	13,34	8,49	4,10	58,20
1121	13,82	0,10	10,46	12,95	5,10	3,69	66,42

Capítulo 59 - Brasil

59.2 - Indicadores de acidentes do trabalho, segundo a Classificação Nacional de Atividades Econômicas (CNAE), Brasil - 2015

(continuação)

CNAE	INDICADORES DE ACIDENTES DO TRABALHO						
	Incidência (por 1.000 vínculos)	Incidência de Doenças Ocupacionais (por 1.000 vínculos)	Incidência de Acidentes Típicos (por 1.000 vínculos)	Incidência de Incapacidade Temporária (por 1.000 vínculos)	Taxa de Mortalidade (por 100.000 vínculos)	Taxa de Letalidade (por 1.000 acidentes)	Acidentalidade para a faixa 16 a 34 anos (por 100 acidentes)
1122	32,54	0,68	25,20	26,42	11,07	3,40	63,55
1210	14,80	1,08	11,57	12,84	–	–	34,44
1220	14,45	–	9,75	9,41	16,80	11,63	46,51
1311	18,01	0,12	15,11	17,27	11,75	6,52	54,57
1312	16,90	–	14,75	16,60	–	–	57,27
1313	18,12	0,10	16,11	16,21	–	–	52,22
1314	10,70	–	7,94	9,49	–	–	48,39
1321	16,40	0,22	13,03	13,99	12,84	7,83	55,58
1322	20,13	–	14,24	21,11	–	–	53,66
1323	23,09	0,06	18,42	21,18	5,63	2,44	58,54
1330	10,50	–	7,96	9,74	8,08	7,69	56,92
1340	14,95	0,27	11,51	13,33	–	–	56,40
1351	12,59	0,42	9,04	11,50	–	–	55,76
1352	9,66	–	7,51	8,43	–	–	60,32
1353	27,34	1,20	22,53	22,23	–	–	54,95
1354	16,42	0,06	13,03	15,21	12,12	7,38	53,51
1359	14,38	0,25	11,25	13,25	2,30	1,60	58,79
1411	6,98	0,16	4,90	6,82	–	–	74,04
1412	5,55	0,63	3,32	4,67	1,98	3,57	56,64
1413	5,36	0,11	3,62	4,73	7,39	13,79	51,72
1414	8,36	0,13	5,62	8,04	–	–	59,38
1421	11,50	0,26	7,92	9,03	–	–	61,48
1422	5,53	0,06	3,72	4,48	–	–	69,47
1510	21,77	0,32	18,00	20,56	17,40	7,99	53,93
1521	9,84	0,29	5,79	9,41	–	–	50,74
1529	7,57	0,09	5,94	6,88	–	–	56,82
1531	7,13	0,08	4,67	6,36	2,35	3,29	65,82
1532	7,44	0,41	4,59	6,80	–	–	64,84
1533	7,93	0,09	4,67	7,26	3,05	3,85	62,12
1539	10,59	1,66	6,11	6,40	2,60	2,46	76,41
1540	9,46	0,09	7,37	8,70	–	–	68,54
1610	28,00	0,29	24,13	26,66	24,61	8,79	48,68
1621	20,32	0,14	18,71	17,68	8,36	4,12	50,34
1622	19,33	0,10	17,31	18,83	10,12	5,24	49,04
1623	36,21	0,07	34,19	35,27	7,18	1,98	62,70
1629	19,52	0,04	17,46	18,51	4,05	2,07	56,02
1710	42,01	0,27	38,81	18,34	40,01	9,52	58,89
1721	30,75	0,10	26,83	22,36	5,08	1,65	50,91
1722	22,72	–	16,98	22,22	–	–	51,65
1731	22,38	0,26	16,52	20,53	4,40	1,97	60,83
1732	10,41	0,22	7,50	9,85	–	–	62,37
1733	22,99	0,14	19,71	19,94	2,82	1,23	61,55
1741	24,18	0,50	17,15	23,13	4,98	2,06	52,99
1742	28,82	0,31	25,60	24,58	5,11	1,77	67,55
1749	29,71	0,23	23,19	25,29	–	–	62,66
1811	16,40	0,36	11,43	15,76	–	–	50,41
1812	43,84	0,46	17,93	33,34	–	–	37,29
1813	9,37	0,20	6,68	8,95	1,83	1,95	61,52
1821	8,26	0,20	4,85	7,73	–	–	53,17
1822	6,33	0,32	4,51	6,17	–	–	61,25
1830	7,92	–	7,43	6,93	–	–	62,50
1910	139,49	1,89	26,39	133,84	–	–	40,54
1921	31,45	0,42	23,05	14,32	3,23	1,03	39,16
1922	22,89	–	19,67	15,64	16,12	7,04	45,77
1931	31,87	0,05	28,98	24,82	16,64	5,22	55,86
1932	58,13	–	45,67	50,20	–	–	64,94
2011	19,07	–	17,41	8,29	–	–	52,17
2012	20,43	–	16,34	14,53	45,39	22,22	44,44
2013	31,33	0,33	27,75	21,89	9,77	3,12	58,32
2014	11,64	–	8,49	9,67	39,47	33,90	33,90
2019	26,92	0,91	22,01	17,99	12,94	4,81	53,37
2021	20,90	0,18	14,72	9,63	–	–	46,96
2022	44,00	–	24,89	31,84	–	–	48,68
2029	28,87	0,37	24,11	17,78	37,20	12,89	53,09
2031	22,16	0,14	16,01	15,05	–	–	50,00
2032	23,89	–	17,82	21,06	–	–	57,63
2033	46,53	–	43,56	23,76	–	–	57,45
2040	53,85	0,28	38,34	37,78	–	–	60,21
2051	8,12	–	6,83	6,06	12,89	15,87	41,27
2052	19,26	0,44	14,89	10,51	43,78	22,73	47,73
2061	13,98	0,09	10,19	11,75	8,94	6,39	54,63
2062	18,58	0,19	16,05	16,38	–	–	54,16
2063	14,51	0,44	10,79	12,64	–	–	59,56
2071	16,55	0,49	11,65	14,50	3,48	2,10	57,14
2072	13,39	–	9,31	11,64	58,21	43,48	73,91
2073	15,20	–	13,22	15,20	33,05	21,74	41,30
2091	27,69	0,48	14,96	27,21	–	–	59,77
2092	19,56	0,39	15,78	12,13	39,12	20,00	46,00
2093	16,58	0,11	12,98	15,17	–	–	59,87
2094	12,59	–	7,19	10,79	–	–	42,86
2099	19,83	0,49	15,92	15,08	7,67	3,87	51,80
2110	18,89	0,59	12,79	16,92	19,68	10,42	52,08
2121	15,44	0,22	11,62	12,81	1,16	0,75	56,22
2122	15,12	0,11	11,81	11,70	–	–	59,12

Capítulo 59 - Brasil

59.2 - Indicadores de acidentes do trabalho, segundo a Classificação Nacional de Atividades Econômicas (CNAE), Brasil - 2015

(continuação)

CNAE	INDICADORES DE ACIDENTES DO TRABALHO						
	Incidência (por 1.000 vínculos)	Incidência de Doenças Ocupacionais (por 1.000 vínculos)	Incidência de Acidentes Típicos (por 1.000 vínculos)	Incidência de Incapacidade Temporária (por 1.000 vínculos)	Taxa de Mortalidade (por 100.000 vínculos)	Taxa de Letalidade (por 1.000 acidentes)	Acidentalidade para a faixa 16 a 34 anos (por 100 acidentes)
2123	7,51	–	5,63	6,89	–	–	50,00
2211	26,37	1,72	20,69	13,66	14,01	5,31	54,85
2212	16,42	0,28	13,37	15,31	–	–	52,70
2219	27,93	0,37	14,45	26,01	10,34	3,70	48,85
2221	29,37	4,50	20,42	23,06	16,47	5,61	51,78
2222	24,89	0,45	20,77	22,90	6,63	2,66	62,16
2223	32,87	2,19	26,86	19,75	6,83	2,08	55,51
2229	19,05	0,67	15,51	16,94	5,68	2,98	59,40
2311	37,38	0,67	31,51	33,19	14,43	3,86	66,80
2312	20,17	0,62	16,58	15,71	12,37	6,13	47,24
2319	24,90	0,28	21,66	22,06	–	–	68,26
2320	27,87	1,01	23,90	17,46	5,03	1,81	53,07
2330	17,10	0,41	14,64	15,41	17,67	10,33	51,81
2341	13,74	0,10	11,66	9,05	10,41	7,58	44,70
2342	16,45	0,09	14,20	14,05	14,83	9,02	57,35
2349	14,15	0,40	10,53	12,08	–	–	51,09
2391	17,05	0,15	14,07	16,49	15,48	9,08	56,41
2392	23,95	1,07	19,80	19,09	–	–	47,52
2399	20,89	0,25	17,50	17,96	4,19	2,00	52,71
2411	28,70	0,12	26,59	23,43	11,71	4,08	42,86
2412	16,30	1,21	14,07	7,92	9,32	5,71	49,71
2421	11,93	0,53	9,97	8,37	17,81	14,93	49,25
2422	14,90	1,38	10,90	7,45	8,63	5,79	54,25
2423	23,57	3,11	17,27	11,08	6,84	2,90	50,07
2424	32,74	1,38	27,39	27,23	8,10	2,48	51,24
2431	34,97	2,83	29,58	27,30	9,13	2,61	57,44
2439	32,90	0,69	28,40	26,32	34,63	10,53	56,84
2441	20,44	0,91	17,24	13,70	4,32	2,11	57,51
2442	12,30	–	4,47	11,18	–	–	27,27
2443	41,05	4,08	34,17	32,88	21,49	5,24	51,31
2449	20,52	0,80	18,10	18,00	–	–	50,00
2451	63,61	1,19	58,77	30,22	21,02	3,30	57,78
2452	34,22	1,92	23,85	30,79	8,37	2,44	45,23
2511	28,45	0,42	23,63	24,52	8,02	2,82	59,24
2512	18,37	0,12	15,72	17,15	7,77	4,23	61,96
2513	22,20	0,73	19,22	20,68	6,08	2,74	59,18
2521	27,09	0,72	23,19	25,96	30,78	11,36	55,68
2522	41,60	–	16,98	39,90	–	–	45,58
2531	33,08	2,80	26,83	29,13	–	–	55,72
2532	27,28	0,53	23,53	25,52	9,44	3,46	58,71
2539	18,50	0,56	15,08	17,38	4,82	2,60	57,90
2541	21,18	0,25	18,69	12,83	–	–	58,24
2542	18,72	0,49	15,66	17,99	10,84	5,79	54,99
2543	18,96	0,32	16,24	15,29	4,54	2,39	58,13
2550	47,08	1,61	38,89	35,35	–	–	52,90
2591	30,24	0,91	26,14	24,22	–	–	53,87
2592	19,60	0,56	16,49	16,95	10,59	5,41	56,04
2593	19,65	0,71	15,57	17,96	8,87	4,51	60,05
2599	24,95	0,34	21,39	22,71	3,04	1,22	59,22
2610	12,38	1,15	8,13	11,04	3,20	2,58	61,50
2621	9,20	0,39	5,74	8,22	–	–	60,99
2622	13,48	1,24	7,83	10,97	–	–	62,43
2631	9,55	0,39	6,71	7,62	38,72	40,54	56,76
2632	10,81	1,12	6,81	7,37	–	–	65,19
2640	27,45	5,41	16,96	21,77	–	–	67,78
2651	12,34	0,36	8,26	10,48	4,44	3,60	59,71
2652	3,78	–	3,40	3,78	–	–	50,00
2660	11,07	–	7,32	10,17	–	–	61,29
2670	10,89	1,89	5,68	9,94	–	–	82,61
2710	19,74	0,61	14,95	16,11	5,12	2,59	64,98
2721	27,56	1,40	12,61	23,82	–	–	52,54
2722	19,99	2,35	13,75	19,99	11,76	5,88	50,00
2731	17,14	0,71	11,69	13,19	3,76	2,19	60,31
2732	15,81	0,69	11,17	14,23	–	–	56,88
2733	21,29	1,51	16,39	18,48	–	–	59,65
2740	14,12	0,31	11,14	13,51	7,63	5,41	59,46
2751	26,23	4,28	14,60	22,64	2,85	1,09	59,67
2759	11,89	0,73	8,27	10,13	–	–	55,97
2790	12,86	0,36	9,04	11,36	3,26	2,54	59,90
2811	28,45	0,38	21,68	22,18	–	–	49,34
2812	23,67	0,63	19,16	19,79	–	–	52,17
2813	16,30	0,28	12,09	14,71	–	–	46,69
2814	14,96	0,09	10,46	10,81	–	–	41,62
2815	24,07	1,27	19,08	21,53	9,79	4,07	52,44
2821	28,76	0,33	23,31	27,44	16,53	5,75	58,62
2822	25,41	0,97	21,08	22,30	16,83	6,62	57,45
2823	22,36	0,45	19,10	20,31	4,47	2,00	55,80
2824	19,77	3,17	13,13	13,85	14,43	7,30	60,58
2825	17,26	–	15,57	11,17	–	–	70,59
2829	22,69	0,57	18,47	19,88	8,56	3,77	56,15
2831	23,67	1,41	17,61	17,47	–	–	55,36
2832	20,69	–	16,38	20,69	–	–	64,58
2833	34,00	0,98	28,47	31,75	7,33	2,16	57,27
2840	25,30	0,49	21,72	20,42	5,42	2,14	57,17

Capítulo 59 - Brasil

59.2 - Indicadores de acidentes do trabalho, segundo a Classificação Nacional de Atividades Econômicas (CNAE), Brasil - 2015

(continuação)

CNAE	INDICADORES DE ACIDENTES DO TRABALHO						
	Incidência (por 1.000 vínculos)	Incidência de Doenças Ocupacionais (por 1.000 vínculos)	Incidência de Acidentes Típicos (por 1.000 vínculos)	Incidência de Incapacidade Temporária (por 1.000 vínculos)	Taxa de Mortalidade (por 100.000 vínculos)	Taxa de Letalidade (por 1.000 acidentes)	Acidentalidade para a faixa 16 a 34 anos (por 100 acidentes)
2851	16,02	0,27	12,73	8,10	–	–	57,22
2852	33,66	0,40	29,63	25,60	–	–	52,69
2853	17,08	1,96	11,98	10,80	–	–	51,72
2854	30,14	0,77	24,73	24,11	15,45	5,13	55,38
2861	22,53	0,14	19,81	20,24	–	–	61,78
2862	24,03	0,28	20,16	22,68	11,20	4,66	58,04
2863	26,17	–	19,51	26,17	–	–	58,18
2864	13,84	0,68	10,80	13,50	–	–	63,41
2865	20,62	–	17,77	17,13	31,72	15,38	63,08
2866	15,39	–	10,26	14,53	–	–	50,00
2869	22,31	0,24	18,79	20,74	4,28	1,92	57,29
2910	20,52	3,46	13,35	10,11	7,48	3,65	50,55
2920	21,55	4,06	14,07	13,40	–	–	42,94
2930	38,37	0,72	35,05	33,81	9,24	2,41	59,68
2941	25,77	2,04	19,87	20,68	–	–	55,97
2942	43,64	4,95	33,49	25,16	8,25	1,89	46,12
2943	33,42	1,37	29,16	27,78	14,47	4,33	51,52
2944	21,90	1,71	16,79	15,63	–	–	56,07
2945	8,35	0,52	5,12	7,60	–	–	60,63
2949	23,63	1,56	18,42	19,58	1,88	0,79	53,29
2950	8,19	–	6,07	7,71	–	–	48,24
3011	31,61	1,26	27,44	16,71	7,09	2,24	58,25
3012	17,56	0,61	12,11	16,35	30,27	17,24	48,28
3031	27,93	4,85	17,65	18,82	19,40	6,94	52,78
3032	45,04	5,83	32,32	42,92	–	–	38,82
3041	17,40	1,08	14,17	4,99	–	–	44,95
3042	18,34	1,83	14,30	13,20	–	–	60,00
3091	29,06	5,98	17,03	13,59	–	–	58,61
3092	16,59	0,50	12,35	14,85	12,48	7,52	63,16
3099	22,85	4,48	16,49	15,31	23,56	10,31	52,58
3101	16,34	0,23	13,62	15,49	2,46	1,51	57,51
3102	19,05	0,43	15,40	17,64	8,62	4,52	58,37
3103	10,51	–	8,80	10,17	–	–	55,43
3104	15,69	0,19	12,50	14,81	3,85	2,45	60,05
3211	5,60	–	2,52	5,13	7,89	14,08	63,38
3212	7,35	–	3,34	6,68	–	–	57,58
3220	18,41	0,50	15,93	15,43	–	–	51,35
3230	126,98	0,20	10,71	126,19	–	–	55,00
3240	15,72	0,14	13,38	15,10	6,90	4,39	55,70
3250	12,95	0,33	8,87	11,78	5,17	3,99	57,85
3291	32,11	0,24	10,58	31,01	–	–	54,17
3292	12,07	0,08	9,21	11,67	7,94	6,58	70,39
3299	14,47	0,22	11,28	13,17	9,96	6,88	61,96
3311	14,84	–	11,82	13,55	–	–	62,14
3312	8,90	0,09	5,45	7,35	9,08	10,20	47,96
3313	12,06	0,38	8,23	11,49	25,53	21,16	58,20
3314	13,15	0,23	10,20	10,09	7,30	5,56	58,15
3315	24,90	1,00	16,43	20,41	–	–	60,00
3316	29,14	0,92	23,27	23,09	18,33	6,29	46,86
3317	21,82	0,16	16,65	19,40	–	–	51,11
3319	19,38	0,12	15,03	15,28	–	–	59,62
3321	10,39	0,07	8,27	8,24	14,32	13,79	63,45
3329	12,43	0,08	9,38	12,03	8,02	6,45	61,94
3511	28,16	0,45	18,69	20,46	24,07	8,55	40,65
3512	12,55	0,25	9,54	8,74	30,77	24,51	39,71
3513	6,78	–	3,59	4,38	–	–	–
3514	22,71	0,69	15,95	16,89	19,06	8,39	44,54
3520	9,70	–	7,66	6,90	–	–	42,11
3530	20,25	–	15,19	16,88	–	–	33,33
3600	23,14	0,30	18,83	18,67	9,75	4,21	33,42
3701	23,29	–	17,52	19,83	–	–	52,07
3702	35,70	0,10	32,34	33,39	10,50	2,94	67,35
3811	46,38	0,75	40,65	41,30	14,46	3,12	58,04
3812	22,31	–	19,57	14,57	–	–	52,04
3821	25,85	0,55	19,94	22,93	10,95	4,24	46,33
3822	62,14	–	57,34	40,96	–	–	66,56
3831	22,02	0,61	18,63	20,33	12,10	5,49	53,30
3832	19,54	0,56	16,47	18,24	37,22	19,05	49,05
3839	27,87	0,15	24,59	25,35	15,23	5,46	50,55
3900	23,67	–	15,55	11,50	–	–	68,57
4110	18,40	0,20	16,04	17,60	10,99	5,98	47,48
4120	11,76	0,17	9,59	10,92	10,16	8,64	47,40
4211	19,76	0,14	17,36	15,31	17,56	8,89	50,39
4212	19,73	0,37	17,26	12,22	17,73	8,99	53,63
4213	12,39	0,11	10,25	11,48	8,49	6,85	44,18
4221	34,33	0,19	18,92	28,89	20,20	5,88	46,17
4222	13,21	0,17	10,85	11,12	7,16	5,42	49,64
4223	39,87	0,33	18,12	30,64	98,84	24,79	44,63
4291	22,58	1,56	19,86	18,49	19,47	8,62	42,24
4292	12,06	0,09	10,48	5,89	7,27	6,02	54,62
4299	14,76	0,26	12,57	12,06	7,44	5,04	49,08
4311	8,84	–	7,55	8,04	16,07	18,18	63,64
4312	14,29	–	12,65	11,84	–	–	60,00

Capítulo 59 - Brasil

59.2 - Indicadores de acidentes do trabalho, segundo a Classificação Nacional de Atividades Econômicas (CNAE), Brasil - 2015

(continuação)

CNAE	INDICADORES DE ACIDENTES DO TRABALHO						
	Incidência (por 1.000 vínculos)	Incidência de Doenças Ocupacionais (por 1.000 vínculos)	Incidência de Acidentes Típicos (por 1.000 vínculos)	Incidência de Incapacidade Temporária (por 1.000 vínculos)	Taxa de Mortalidade (por 100.000 vínculos)	Taxa de Letalidade (por 1.000 acidentes)	Acidentalidade para a faixa 16 a 34 anos (por 100 acidentes)
4313	11,85	0,13	9,77	10,43	22,03	18,60	45,66
4319	14,87	–	13,65	9,26	24,37	16,39	49,18
4321	11,60	0,12	8,64	10,29	15,36	13,24	59,75
4322	9,13	0,23	5,99	8,47	6,38	6,98	61,17
4329	11,67	0,16	8,48	8,91	8,90	7,62	57,94
4330	7,40	0,21	5,48	6,93	6,76	9,14	51,91
4391	18,10	0,21	16,27	15,92	–	–	49,90
4399	11,03	0,18	8,88	10,00	12,99	11,78	49,84
4511	7,18	0,08	4,48	6,77	3,37	4,69	61,92
4512	52,74	–	3,59	52,32	–	–	40,00
4520	7,79	0,16	5,50	7,47	8,84	11,35	59,55
4530	7,89	0,10	5,28	7,59	4,04	5,12	65,27
4541	7,28	0,07	2,49	6,97	5,90	8,10	72,12
4542	19,73	–	6,58	19,73	–	–	50,00
4543	10,23	–	3,67	9,97	–	–	64,10
4611	11,22	–	8,98	11,22	–	–	46,67
4612	4,54	–	2,59	3,89	–	–	28,57
4613	4,34	–	3,34	4,34	33,37	76,92	84,62
4614	3,09	–	1,69	3,09	–	–	63,64
4615	1,17	0,39	0,78	1,17	–	–	100,00
4616	2,56	–	1,79	2,56	–	–	70,00
4617	6,22	–	2,91	5,82	–	–	70,97
4618	2,61	0,13	0,91	2,35	–	–	45,00
4619	3,20	0,15	1,93	3,05	–	–	48,84
4621	25,73	0,14	21,82	25,15	–	–	59,55
4622	16,44	–	13,51	15,17	–	–	55,77
4623	11,84	0,16	9,29	10,89	32,85	27,73	54,55
4631	10,40	0,17	7,06	10,01	–	–	55,61
4632	11,63	0,24	8,94	10,33	5,92	5,09	53,69
4633	7,35	0,19	5,29	7,02	17,30	23,53	50,59
4634	10,49	0,20	7,67	9,94	6,81	6,49	61,26
4635	22,48	0,91	15,62	19,46	7,59	3,37	67,19
4636	6,90	0,11	4,34	5,56	33,38	48,39	59,68
4637	8,17	0,15	5,06	7,74	8,58	10,50	57,98
4639	9,10	0,11	6,16	8,69	7,62	8,37	62,67
4641	4,95	0,08	3,33	4,45	–	–	62,18
4642	4,62	0,17	2,70	4,38	2,75	5,95	66,67
4643	5,09	0,12	2,79	4,97	–	–	80,95
4644	6,82	0,12	3,93	6,26	2,88	4,22	70,46
4645	5,24	0,09	2,60	4,51	2,28	4,35	59,57
4646	6,68	0,11	3,60	5,80	4,84	7,25	63,53
4647	6,47	0,10	3,54	6,10	–	–	66,15
4649	6,97	0,13	4,22	6,44	3,24	4,64	58,98
4651	3,51	0,11	1,27	3,10	–	–	65,96
4652	3,99	0,08	2,41	3,84	–	–	71,70
4661	13,41	0,03	10,14	12,44	6,22	4,64	73,55
4662	14,26	0,19	11,76	11,67	–	–	52,60
4663	8,79	0,17	6,46	7,99	11,38	12,94	59,87
4664	3,59	–	2,04	3,21	9,71	27,03	48,65
4665	6,76	0,11	4,14	6,21	–	–	70,97
4669	9,97	0,23	6,01	9,14	6,60	6,62	60,60
4671	15,49	0,13	12,95	15,15	33,38	21,55	50,86
4672	11,96	0,13	9,58	11,15	9,42	7,87	63,25
4673	6,92	0,17	4,46	6,30	–	–	63,64
4674	16,52	0,20	12,89	15,71	–	–	52,44
4679	14,26	0,19	11,60	13,33	7,60	5,33	64,00
4681	8,58	0,07	6,04	7,23	13,21	15,38	45,77
4682	43,50	1,25	36,31	36,24	18,78	4,32	65,76
4683	7,84	–	4,94	7,12	9,76	12,45	62,24
4684	12,91	0,21	9,25	11,11	20,71	16,04	52,94
4685	27,14	0,21	24,14	24,78	7,14	2,63	53,68
4686	12,62	0,05	10,30	12,08	–	–	66,02
4687	20,70	0,12	18,21	19,66	7,26	3,51	48,65
4689	10,16	0,08	8,26	8,75	8,08	7,95	56,66
4691	11,52	0,13	8,62	10,87	9,86	8,56	66,33
4692	8,82	–	5,98	8,42	10,14	11,49	50,57
4693	11,80	0,10	8,59	11,41	5,05	4,28	63,85
4711	14,46	0,18	11,60	13,84	3,55	2,45	65,56
4712	3,82	0,10	2,71	3,71	2,71	7,10	61,01
4713	7,40	0,15	4,56	6,90	1,99	2,69	70,29
4721	4,58	0,07	3,41	4,45	0,81	1,77	58,81
4722	9,89	0,17	7,70	9,67	1,30	1,32	65,35
4723	6,87	0,12	4,04	6,52	7,87	11,46	66,19
4724	7,06	0,15	5,28	6,69	1,68	2,38	62,62
4729	6,28	0,07	4,43	5,71	5,13	8,18	66,94
4731	5,11	0,06	2,62	4,91	6,91	13,52	59,75
4732	5,63	0,14	3,71	5,50	–	–	65,85
4741	6,53	0,05	3,53	6,27	7,90	12,10	70,97
4742	7,24	0,07	4,75	6,88	5,15	7,11	62,32
4743	11,88	0,19	9,54	11,45	9,44	7,95	67,20
4744	8,01	0,16	6,12	7,70	6,92	8,64	54,57
4751	3,99	0,03	1,87	3,73	4,18	10,47	73,47
4752	4,28	0,07	2,18	4,16	1,39	3,25	73,38
4753	7,27	0,33	4,29	7,04	5,18	7,13	61,76
4754	4,65	0,10	2,85	4,43	1,93	4,16	63,09

Capítulo 59 - Brasil

59.2 - Indicadores de acidentes do trabalho, segundo a Classificação Nacional de Atividades Econômicas (CNAE), Brasil - 2015

(continuação)

CNAE	INDICADORES DE ACIDENTES DO TRABALHO						
	Incidência (por 1.000 vínculos)	Incidência de Doenças Ocupacionais (por 1.000 vínculos)	Incidência de Acidentes Típicos (por 1.000 vínculos)	Incidência de Incapacidade Temporária (por 1.000 vínculos)	Taxa de Mortalidade (por 100.000 vínculos)	Taxa de Letalidade (por 1.000 acidentes)	Acidentalidade para a faixa 16 a 34 anos (por 100 acidentes)
4755	2,41	0,07	1,20	2,34	0,82	3,41	67,24
4756	2,21	0,15	1,03	2,21	14,72	66,67	66,67
4757	5,99	0,07	3,56	5,62	3,33	5,56	70,56
4759	5,94	0,10	3,73	5,62	1,26	2,13	71,49
4761	2,97	0,07	1,63	2,82	–	–	68,72
4762	0,78	–	0,26	0,78	–	–	66,67
4763	4,09	0,03	2,31	3,99	1,16	2,84	74,15
4771	4,57	0,05	2,49	4,01	2,61	5,72	70,82
4772	3,05	0,06	1,43	2,69	–	–	72,12
4773	3,16	0,16	1,90	2,79	–	–	56,67
4774	1,92	0,06	0,77	1,88	2,76	14,39	66,91
4781	3,12	0,08	1,73	2,96	1,56	4,99	75,32
4782	3,97	0,06	2,35	3,74	0,47	1,19	76,67
4783	2,04	0,08	0,91	1,97	–	–	56,79
4784	12,48	0,27	8,53	11,80	9,72	7,79	62,93
4785	8,44	–	7,16	7,89	–	–	50,00
4789	5,88	0,12	3,80	5,56	2,52	4,28	65,40
4911	16,00	0,36	13,06	8,09	5,95	3,72	59,29
4912	39,51	0,49	30,80	37,25	9,17	2,32	32,74
4921	9,33	0,22	6,34	9,10	7,94	8,51	34,15
4922	8,56	0,14	5,66	8,08	17,74	20,73	38,24
4923	5,19	0,18	2,24	4,53	–	–	40,68
4924	2,14	0,10	1,22	1,99	–	–	30,95
4929	6,24	0,17	3,84	5,30	12,40	19,87	38,19
4930	12,18	0,18	9,19	11,06	29,93	24,58	47,31
4940	30,63	–	23,47	9,95	31,09	10,15	37,56
4950	5,80	–	2,90	5,80	–	–	100,00
5011	14,06	–	13,39	9,82	–	–	33,33
5012	15,55	–	12,63	13,61	–	–	68,75
5021	23,87	0,32	20,45	21,95	64,24	26,91	33,63
5022	9,48	0,76	6,83	8,72	–	–	20,00
5030	23,98	0,05	17,99	12,45	–	–	41,95
5091	14,05	–	10,75	12,67	–	–	52,94
5099	1,02	–	1,02	1,02	–	–	–
5111	18,95	0,14	8,20	18,30	3,52	1,86	54,50
5112	13,15	0,14	3,93	12,06	27,11	20,62	36,08
5120	20,33	–	8,47	19,20	56,47	27,78	44,44
5211	18,42	0,09	13,32	16,27	19,67	10,68	59,42
5212	18,99	0,09	8,91	17,41	–	–	52,38
5221	24,38	0,04	19,04	21,32	43,18	17,71	57,00
5222	22,31	–	13,33	21,46	–	–	43,40
5223	6,01	0,11	2,82	5,71	5,41	9,01	66,44
5229	12,77	0,15	8,55	11,32	18,46	14,46	49,16
5231	26,43	0,11	19,51	19,59	8,51	3,22	49,46
5232	11,39	0,10	5,33	9,41	–	–	51,38
5239	15,82	–	12,70	12,22	47,93	30,30	30,30
5240	16,93	0,22	11,96	14,82	4,44	2,62	42,99
5250	10,48	0,11	6,70	8,79	1,62	1,55	67,03
5310	107,35	6,24	91,92	89,25	6,12	0,57	29,15
5320	18,05	0,23	10,26	17,52	12,66	7,02	61,99
5510	7,37	0,08	5,45	6,80	4,18	5,68	47,12
5590	3,72	0,11	2,63	3,61	–	–	30,88
5611	6,45	0,11	4,69	6,21	1,70	2,64	66,08
5612	6,28	0,40	4,14	5,61	–	–	53,19
5620	13,29	0,21	10,23	10,92	2,04	1,54	42,43
5811	3,98	0,07	2,61	3,70	–	–	51,72
5812	6,13	0,10	3,85	5,73	9,88	16,13	45,16
5813	3,46	–	1,73	3,46	24,73	71,43	50,00
5819	6,78	0,38	3,77	5,65	–	–	61,11
5821	10,05	0,18	7,56	9,13	–	–	67,89
5822	8,35	0,14	4,91	8,00	–	–	46,22
5823	8,11	–	5,58	7,35	–	–	50,00
5829	8,77	0,05	7,01	8,57	–	–	51,48
5911	2,68	0,09	1,07	2,32	–	–	50,00
5912	2,66	–	0,66	2,66	–	–	75,00
5913	2,25	–	1,12	2,25	–	–	–
5914	6,87	–	4,71	6,15	–	–	65,71
5920	4,33	0,54	2,16	4,33	–	–	50,00
6010	2,26	0,08	0,54	2,15	–	–	42,86
6021	12,74	0,26	7,82	9,82	3,73	2,92	40,20
6022	7,01	–	2,80	7,01	28,05	40,00	44,00
6110	9,23	0,47	6,03	8,69	1,56	1,69	60,71
6120	9,44	0,11	4,87	9,39	3,10	3,29	62,34
6130	2,73	–	1,64	1,64	–	–	20,00
6141	15,88	0,50	9,67	14,88	–	–	64,06
6142	28,44	–	28,44	28,44	–	–	75,00
6143	8,97	0,45	4,93	8,97	–	–	60,00
6190	9,36	0,13	6,80	8,83	5,48	5,86	61,33
6201	12,43	0,10	0,78	12,13	1,82	1,46	32,77
6202	3,03	0,03	0,98	2,77	2,52	8,33	68,33
6203	3,51	0,13	0,89	3,12	–	–	61,73
6204	4,28	0,16	1,27	3,94	1,34	3,13	51,56
6209	4,16	0,13	1,52	3,87	1,18	2,85	62,96
6311	5,24	0,09	1,41	4,80	3,49	6,67	53,33

Capítulo 59 - Brasil

59.2 - Indicadores de acidentes do trabalho, segundo a Classificação Nacional de Atividades Econômicas (CNAE), Brasil - 2015

(continuação)

CNAE	INDICADORES DE ACIDENTES DO TRABALHO						
	Incidência (por 1.000 vínculos)	Incidência de Doenças Ocupacionais (por 1.000 vínculos)	Incidência de Acidentes Típicos (por 1.000 vínculos)	Incidência de Incapacidade Temporária (por 1.000 vínculos)	Taxa de Mortalidade (por 100.000 vínculos)	Taxa de Letalidade (por 1.000 acidentes)	Acidentalidade para a faixa 16 a 34 anos (por 100 acidentes)
6319	1,95	–	0,63	1,85	–	–	81,08
6391	2,58	–	1,29	2,58	–	–	25,00
6399	3,59	0,13	0,90	3,33	–	–	60,71
6421	11,39	1,23	8,60	6,60	2,97	2,60	33,20
6422	13,82	7,04	4,41	12,41	2,73	1,97	35,87
6423	6,64	0,97	3,94	4,49	4,16	6,26	29,26
6424	2,46	0,25	0,81	2,37	3,79	15,38	71,54
6431	5,15	0,47	1,64	4,21	–	–	40,91
6432	2,59	–	1,30	–	–	–	50,00
6433	8,74	–	1,32	3,44	–	–	27,27
6434	3,74	0,62	2,49	3,12	–	–	33,33
6435	4,40	0,44	0,88	4,40	–	–	60,00
6436	4,18	0,74	2,09	3,20	–	–	61,76
6437	3,88	–	1,29	3,88	–	–	66,67
6438	–	–	–	–	–	–	–
6440	10,54	–	7,91	10,54	–	–	50,00
6450	7,25	–	3,11	7,25	–	–	14,29
6461	20,48	–	17,06	17,06	–	–	66,67
6462	6,31	0,08	4,01	5,47	13,54	21,46	48,93
6463	8,21	–	5,99	8,04	17,11	20,83	50,00
6491	1,81	–	1,15	1,81	–	–	36,36
6492	3,00	–	1,00	3,00	–	–	66,67
6493	3,13	–	1,25	2,85	–	–	62,22
6499	7,37	–	2,73	6,82	27,29	37,04	25,93
6511	6,20	0,16	1,67	5,88	–	–	55,13
6512	3,12	–	1,07	2,87	5,47	17,54	56,14
6520	6,44	0,54	1,34	5,63	–	–	58,33
6530	7,12	–	7,12	2,85	–	–	20,00
6541	7,92	0,27	2,55	6,45	–	–	25,42
6542	5,50	0,37	2,20	5,50	–	–	40,00
6550	14,03	0,10	8,15	9,22	–	–	57,62
6611	4,85	–	–	4,85	–	–	55,56
6612	3,69	0,09	0,88	3,51	–	–	57,14
6613	11,11	–	3,23	10,59	–	–	60,47
6619	4,99	0,50	1,89	4,88	–	–	61,11
6621	10,91	–	1,32	10,91	–	–	51,52
6622	2,43	0,08	0,57	2,35	–	–	64,17
6629	4,61	–	0,72	4,61	–	–	62,50
6630	15,45	–	1,48	15,29	–	–	46,81
6810	11,59	0,17	9,65	10,89	9,42	8,13	44,88
6821	4,14	0,11	2,21	3,81	–	–	53,46
6822	6,56	–	4,13	6,20	5,96	9,09	54,24
6911	2,32	0,04	0,80	2,15	0,92	3,95	70,75
6912	1,56	0,04	0,46	1,52	4,35	27,78	52,78
6920	3,63	0,06	1,09	3,35	1,36	3,76	72,68
7020	4,94	0,15	1,93	4,21	1,81	3,66	57,22
7111	5,65	–	4,16	4,80	–	–	41,51
7112	11,17	0,12	8,16	9,60	12,20	10,92	49,54
7119	7,33	0,06	4,94	5,82	11,36	15,50	57,75
7120	7,44	0,11	4,31	6,47	3,59	4,83	64,73
7210	13,84	0,27	10,15	10,01	2,46	1,78	27,00
7220	4,84	0,12	1,45	4,60	–	–	47,50
7311	4,08	0,03	0,61	4,08	–	–	54,76
7312	9,00	–	6,79	8,21	–	–	57,89
7319	6,49	0,06	3,29	6,28	3,89	5,99	68,26
7320	7,04	–	1,58	7,04	10,51	14,93	50,75
7410	10,17	–	7,26	9,59	–	–	74,29
7420	7,58	0,22	2,13	7,58	–	–	46,67
7490	7,50	0,19	4,72	5,86	5,40	7,21	58,38
7500	5,22	0,31	3,79	4,50	–	–	60,78
7711	6,44	0,28	3,43	5,99	3,34	5,19	46,49
7719	7,08	0,11	5,37	6,51	22,84	32,26	46,77
7721	4,12	–	2,62	4,12	–	–	54,55
7722	6,43	–	3,53	6,22	–	–	87,10
7723	3,84	0,07	2,65	3,70	–	–	49,09
7729	7,13	–	4,69	6,45	–	–	65,75
7731	6,85	–	5,18	6,29	55,53	81,08	35,14
7732	13,78	0,11	10,49	12,46	16,25	11,80	53,34
7733	6,43	0,06	1,49	5,91	6,49	10,10	66,67
7739	12,74	0,19	9,86	11,17	5,75	4,51	55,94
7740	4,93	–	1,97	4,28	–	–	80,00
7810	5,30	0,08	1,90	4,83	2,85	5,37	45,62
7820	5,70	0,12	2,50	5,24	2,91	5,11	61,48
7830	3,69	0,04	1,80	3,25	1,78	4,83	44,93
7911	2,66	0,06	1,01	2,51	1,41	5,29	54,50
7912	2,37	–	1,19	2,96	–	–	–
7990	2,77	–	1,94	2,49	–	–	60,00
8011	5,49	0,06	1,55	5,14	11,11	20,25	47,41
8012	17,78	0,27	8,66	17,08	14,61	8,22	46,99
8020	11,27	0,02	6,41	10,25	15,98	14,18	65,07
8030	1.239,61	–	7,33	1.232,27	–	–	34,32
8111	4,76	0,12	2,11	4,38	2,53	5,32	42,81
8112	5,82	0,11	4,09	5,46	3,75	6,44	37,41
8121	6,13	0,13	3,41	5,16	1,90	3,10	33,81

Capítulo 59 - Brasil

59.2 - Indicadores de acidentes do trabalho, segundo a Classificação Nacional de Atividades Econômicas (CNAE), Brasil - 2015

(conclusão)

CNAE	INDICADORES DE ACIDENTES DO TRABALHO						
	Incidência (por 1.000 vínculos)	Incidência de Doenças Ocupacionais (por 1.000 vínculos)	Incidência de Acidentes Típicos (por 1.000 vínculos)	Incidência de Incapacidade Temporária (por 1.000 vínculos)	Taxa de Mortalidade (por 100.000 vínculos)	Taxa de Letalidade (por 1.000 acidentes)	Acidentalidade para a faixa 16 a 34 anos (por 100 acidentes)
8122	11,91	–	5,72	10,15	13,84	11,63	51,94
8129	12,78	0,24	9,12	9,97	15,16	11,87	38,77
8130	12,46	0,16	7,12	11,60	12,34	9,90	40,92
8211	5,00	0,10	2,39	4,47	1,84	3,67	57,08
8219	4,20	0,03	1,98	3,75	2,09	4,96	62,03
8220	4,85	0,23	1,47	4,63	1,55	3,21	73,63
8230	5,10	0,15	3,45	4,95	2,12	4,15	59,34
8291	4,49	0,11	0,98	4,32	–	–	63,02
8292	15,42	0,17	12,11	14,06	–	–	59,34
8299	6,18	0,11	3,76	5,33	4,80	7,77	56,60
8411	3,79	0,05	2,90	3,02	1,33	3,52	27,09
8412	2,47	0,02	1,87	1,79	1,07	4,35	36,09
8413	8,59	–	5,21	7,18	–	–	11,48
8421	–	–	–	–	–	–	–
8422	50,83	1,00	47,84	38,87	–	–	42,16
8423	3,29	0,15	2,65	2,99	–	–	42,42
8424	7,17	0,05	5,86	6,44	–	–	31,97
8425	3,47	–	3,47	3,47	–	–	–
8430	7,23	0,56	5,29	4,73	–	–	32,69
8511	29,59	0,05	4,03	28,92	0,90	0,30	35,42
8512	2,73	0,06	1,81	2,57	–	–	41,95
8513	2,94	0,02	1,90	2,67	0,70	2,38	35,45
8520	3,10	0,03	2,32	2,88	0,49	1,58	32,33
8531	6,61	0,11	4,34	5,45	0,42	0,63	39,87
8532	7,58	0,13	5,50	5,34	–	–	36,26
8533	7,21	0,48	4,63	5,90	–	–	42,86
8541	3,06	0,03	1,95	2,98	5,01	16,39	33,61
8542	6,49	–	1,89	6,36	–	–	56,25
8550	6,90	0,11	4,28	6,16	–	–	37,19
8591	2,01	–	0,95	2,01	–	–	82,35
8592	3,42	0,23	1,37	3,19	–	–	30,00
8593	1,69	0,07	0,63	1,65	–	–	52,50
8599	6,72	0,12	3,93	6,08	2,80	4,16	42,77
8610	48,51	0,39	39,68	22,53	1,17	0,24	47,92
8621	26,80	0,23	17,30	19,56	11,31	4,22	51,05
8622	14,23	–	5,89	11,78	49,07	34,48	44,83
8630	12,90	0,14	9,05	7,59	1,10	0,85	49,42
8640	17,92	0,09	12,51	10,12	2,16	1,20	59,33
8650	6,18	0,03	3,63	3,66	1,15	1,86	53,90
8660	24,81	0,18	20,84	8,37	1,62	0,65	52,35
8690	23,08	0,23	18,21	12,20	2,20	0,95	43,93
8711	10,11	0,28	7,54	8,70	–	–	32,84
8712	9,67	0,15	5,39	7,75	–	–	49,62
8720	28,30	0,27	24,04	12,95	–	–	42,95
8730	11,99	0,25	9,09	9,19	–	–	36,22
8800	12,55	0,19	8,59	10,81	1,98	1,58	44,97
9001	5,05	0,19	3,60	4,73	6,31	12,50	46,25
9002	7,42	–	7,42	7,42	–	–	33,33
9003	4,12	–	3,09	4,12	51,46	125,00	50,00
9101	11,92	0,46	8,25	9,63	–	–	57,69
9102	3,69	–	3,69	3,69	–	–	50,00
9103	36,30	1,05	28,94	34,20	–	–	44,93
9200	24,45	–	17,12	24,45	–	–	20,00
9311	9,42	–	6,88	8,33	–	–	42,31
9312	8,60	0,14	6,66	8,12	3,74	4,34	37,77
9313	2,19	0,03	1,11	2,04	2,17	9,90	63,37
9319	6,21	0,07	4,78	5,85	–	–	44,83
9321	16,39	0,23	12,85	13,54	–	–	62,91
9329	7,30	0,11	5,11	7,05	14,31	19,61	48,04
9411	7,05	–	4,41	5,35	–	–	43,10
9412	10,28	0,10	6,73	8,28	–	–	26,23
9420	5,47	0,40	2,86	5,13	2,89	5,29	38,36
9430	7,94	0,13	5,80	6,06	1,78	2,24	41,13
9491	6,14	0,15	4,43	5,58	3,29	5,35	33,47
9492	89,92	–	0,19	88,57	–	–	38,97
9493	9,22	–	6,15	9,22	13,97	15,15	46,97
9499	15,24	0,14	11,20	12,18	2,88	1,89	53,02
9511	4,85	0,23	2,28	4,62	7,70	15,87	60,85
9512	8,27	0,10	5,97	7,50	–	–	65,12
9521	6,57	0,16	3,65	6,41	7,77	11,83	65,09
9529	6,44	–	4,32	6,25	–	–	62,86
9601	9,10	0,34	6,53	8,15	5,72	6,29	50,52
9602	1,72	0,13	0,81	1,62	–	–	59,32
9603	7,16	0,03	4,41	6,60	8,43	11,76	48,24
9609	1,85	0,05	1,02	1,83	–	–	61,26
9700	0,64	0,01	0,39	0,61	–	–	26,79
9900	5,64	0,28	3,38	5,36	–	–	20,00
Outros(1)	91,72	–	62,37	88,05	–	–	48,00

Fonte: DATAPREV, CAT, SUB, CNIS.

Notas: 1. Os dados são preliminares, estando sujeitos a correções.
2. As atividades econômicas que apresentam valores zerados para os indicadores são aquelas onde não ocorreram acidentes no período.

(1) Englobam as atividades que possuíam número médio de vínculos no ano menor que 100

Capítulo 60 - Rondônia

60.1 - Indicadores de acidentes do trabalho, segundo a Classificação Nacional de Atividades Econômicas (CNAE), dos estabelecimentos localizados no estado de Rondônia - 2014

(continua)

CNAE	INDICADORES DE ACIDENTES DO TRABALHO						
	Incidência (por 1.000 vínculos)	Incidência de Doenças Ocupacionais (por 1.000 vínculos)	Incidência de Acidentes Típicos (por 1.000 vínculos)	Incidência de Incapacidade Temporária (por 1.000 vínculos)	Taxa de Mortalidade (por 100.000 vínculos)	Taxa de Letalidade (por 1.000 acidentes)	Acidentalidade para a faixa 16 a 34 anos (por 100 acidentes)
TOTAL	**20,35**	**0,38**	**10,93**	**17,12**	**14,51**	**7,13**	**54,55**
0113	–	–	–	–	–	–	–
0115	22,20	–	22,20	22,20	–	–	60,00
0151	18,09	–	16,90	18,09	–	–	55,26
0155	17,68	–	–	17,68	–	–	66,67
0161	–	–	–	–	–	–	–
0220	9,77	–	6,51	9,77	–	–	–
0322	14,16	–	14,16	14,16	–	–	50,00
0722	25,15	–	23,21	25,15	–	–	30,77
0729	13,26	–	13,26	13,26	662,98	500,00	50,00
0810	7,97	–	6,38	6,38	–	–	40,00
1011	39,76	1,52	33,98	31,70	32,68	8,22	72,33
1012	31,21	–	17,56	31,21	–	–	75,00
1013	11,94	–	11,94	11,94	–	–	50,00
1020	61,96	6,88	48,19	61,96	–	–	55,56
1051	9,94	–	4,97	9,94	–	–	50,00
1052	34,92	–	29,93	31,17	–	–	73,81
1053	4,62	–	4,62	–	–	–	100,00
1061	29,09	–	18,18	29,09	–	–	56,25
1064	–	–	–	–	–	–	–
1066	17,90	1,49	11,94	16,41	–	–	83,33
1081	4,38	–	–	4,38	–	–	100,00
1091	10,42	–	7,44	10,42	–	–	71,43
1099	18,18	–	10,91	18,18	363,53	200,00	40,00
1121	3,96	–	3,96	3,96	–	–	–
1122	25,07	–	10,03	25,07	–	–	80,00
1411	–	–	–	–	–	–	–
1412	14,35	–	3,59	14,35	–	–	50,00
1413	4,89	–	2,45	4,89	–	–	–
1510	39,25	2,45	26,98	29,44	–	–	81,25
1610	23,47	–	18,94	22,69	78,91	33,61	50,42
1621	27,23	0,63	20,90	27,23	–	–	60,47
1622	24,86	–	24,86	24,86	–	–	50,00
1629	12,12	3,03	9,09	15,16	–	–	25,00
1813	5,57	2,79	–	5,57	–	–	–
1931	–	–	–	–	–	–	–
2212	25,35	–	14,49	25,35	–	–	42,86
2311	70,00	–	63,91	70,00	–	–	82,61
2330	20,36	–	18,42	20,36	–	–	38,10
2342	26,29	1,12	18,46	25,73	–	–	61,70
2349	10,74	–	7,16	10,74	–	–	100,00
2391	18,29	–	9,14	18,29	–	–	66,67
2449	38,65	–	38,65	38,65	–	–	50,00
2511	17,24	–	14,36	17,24	–	–	16,67
2512	42,42	–	30,30	42,42	–	–	57,14
2521	26,37	–	19,78	26,37	–	–	75,00
2542	7,84	–	7,84	7,84	–	–	100,00
2822	38,15	2,01	32,13	12,05	–	–	94,74
2930	32,65	–	24,49	32,65	–	–	62,50
2950	11,26	5,63	–	11,26	–	–	50,00
3011	–	–	–	–	–	–	–
3092	11,61	–	5,80	11,61	–	–	100,00
3101	22,31	–	18,12	22,31	–	–	75,00
3104	21,75	2,42	16,92	21,75	–	–	66,67

Capítulo 60 - Rondônia

60.1 - Indicadores de acidentes do trabalho, segundo a Classificação Nacional de Atividades Econômicas (CNAE), dos estabelecimentos localizados no estado de Rondônia - 2014

(continuação)

CNAE	INDICADORES DE ACIDENTES DO TRABALHO						
	Incidência (por 1.000 vínculos)	Incidência de Doenças Ocupacionais (por 1.000 vínculos)	Incidência de Acidentes Típicos (por 1.000 vínculos)	Incidência de Incapacidade Temporária (por 1.000 vínculos)	Taxa de Mortalidade (por 100.000 vínculos)	Taxa de Letalidade (por 1.000 acidentes)	Acidentalidade para a faixa 16 a 34 anos (por 100 acidentes)
3292	13,42	–	6,71	13,42	–	–	50,00
3299	11,29	–	11,29	7,52	–	–	66,67
3314	25,87	–	4,31	4,31	–	–	50,00
3512	9,93	–	9,93	9,93	–	–	100,00
3514	9,33	1,33	8,00	9,33	–	–	–
3600	16,14	–	9,93	18,62	–	–	15,38
3811	44,56	–	42,62	42,62	–	–	60,87
3812	43,86	–	43,86	29,24	–	–	41,67
4110	20,25	–	16,87	16,87	–	–	33,33
4120	22,65	0,42	17,06	20,56	27,97	12,35	58,02
4211	123,75	–	91,31	66,08	360,43	29,13	57,28
4212	52,56	0,76	48,76	16,38	38,09	7,25	60,87
4221	33,75	0,33	28,83	19,41	–	–	58,52
4222	20,04	–	16,70	16,70	–	–	66,67
4292	51,06	0,43	50,42	5,60	21,55	4,22	62,03
4299	162,99	–	162,99	134,47	1.222,41	75,00	57,50
4313	15,48	–	13,26	15,48	–	–	28,57
4321	88,44	1,04	78,04	73,87	624,30	70,59	63,53
4322	–	–	–	–	–	–	–
4330	20,21	–	20,21	20,21	–	–	71,43
4399	32,74	–	24,55	22,22	116,92	35,71	64,29
4511	7,58	0,34	5,17	7,23	–	–	54,55
4520	7,49	0,47	5,15	7,49	–	–	62,50
4530	10,77	0,34	6,84	10,60	34,19	31,75	74,60
4541	8,80	0,40	2,80	8,80	–	–	77,27
4543	16,22	–	5,41	21,62	–	–	100,00
4618	–	–	–	–	–	–	–
4621	12,76	–	6,38	12,76	–	–	–
4623	12,64	–	4,21	12,64	–	–	66,67
4631	–	–	–	–	–	–	–
4632	5,75	–	5,75	5,75	–	–	50,00
4633	4,10	–	–	4,10	–	–	–
4634	4,59	–	4,59	4,59	–	–	–
4635	23,06	–	20,30	21,22	–	–	76,00
4637	8,79	–	1,65	8,79	–	–	87,50
4639	8,59	0,78	5,47	8,59	–	–	90,91
4641	–	–	–	–	–	–	–
4644	5,21	–	4,17	4,17	–	–	100,00
4645	–	–	–	–	–	–	–
4646	–	–	–	–	–	–	–
4649	4,19	–	0,70	4,19	–	–	16,67
4661	1,77	–	1,77	1,77	–	–	100,00
4662	6,82	–	–	6,82	–	–	100,00
4671	31,72	–	31,72	31,72	373,19	117,65	64,71
4672	8,16	–	–	8,16	–	–	100,00
4674	–	–	–	–	–	–	–
4679	11,94	–	7,16	9,55	–	–	40,00
4681	11,52	–	11,52	7,68	–	–	100,00
4682	85,40	–	78,57	81,98	–	–	76,00
4683	–	–	–	–	–	–	–
4687	13,02	–	13,02	13,02	–	–	50,00
4691	3,62	1,21	2,41	2,41	–	–	100,00
4692	5,15	–	5,15	5,15	–	–	100,00
4693	9,94	–	6,63	9,94	–	–	100,00
4711	10,19	0,29	7,01	9,70	9,61	9,43	82,08

Capítulo 60 - Rondônia

60.1 - Indicadores de acidentes do trabalho, segundo a Classificação Nacional de Atividades Econômicas (CNAE), dos estabelecimentos localizados no estado de Rondônia - 2014

(continuação)

CNAE	INDICADORES DE ACIDENTES DO TRABALHO						
	Incidência (por 1.000 vínculos)	Incidência de Doenças Ocupacionais (por 1.000 vínculos)	Incidência de Acidentes Típicos (por 1.000 vínculos)	Incidência de Incapacidade Temporária (por 1.000 vínculos)	Taxa de Mortalidade (por 100.000 vínculos)	Taxa de Letalidade (por 1.000 acidentes)	Acidentalidade para a faixa 16 a 34 anos (por 100 acidentes)
4712	5,52	–	1,62	5,52	–	–	64,71
4713	19,18	–	2,95	19,18	–	–	100,00
4721	2,37	–	1,78	2,37	–	–	50,00
4722	13,92	–	8,35	11,14	–	–	20,00
4723	17,46	–	10,91	17,46	–	–	62,50
4724	–	–	–	–	–	–	–
4729	2,43	–	–	2,43	–	–	100,00
4731	4,65	0,22	1,55	4,65	–	–	85,71
4741	6,24	–	4,16	4,16	–	–	100,00
4742	9,46	–	–	9,46	–	–	33,33
4743	13,22	–	13,22	15,87	–	–	80,00
4744	11,82	0,31	7,37	11,51	30,69	25,97	63,64
4751	5,90	–	1,97	5,90	–	–	66,67
4752	4,67	–	1,56	4,67	–	–	100,00
4753	8,03	–	1,69	8,03	–	–	78,95
4754	5,24	0,40	2,82	5,24	–	–	76,92
4755	5,13	–	2,20	5,13	–	–	100,00
4757	4,04	–	4,04	4,04	–	–	–
4759	8,01	2,00	2,00	8,01	–	–	50,00
4761	2,12	–	–	2,12	–	–	–
4763	–	–	–	–	–	–	–
4771	4,34	–	1,24	4,34	–	–	66,67
4772	2,74	–	1,37	2,74	–	–	50,00
4774	4,04	–	–	4,04	–	–	100,00
4781	3,77	0,39	1,56	3,25	–	–	79,31
4782	4,82	–	0,96	4,82	–	–	80,00
4783	4,23	2,11	–	2,11	–	–	100,00
4784	25,85	–	16,16	25,85	–	–	62,50
4789	5,83	–	3,33	5,83	–	–	85,71
4921	12,06	0,96	9,65	12,06	–	–	68,00
4922	25,57	1,16	19,76	22,08	–	–	59,09
4924	1,56	–	–	1,56	156,37	1.000,00	–
4929	2,42	–	–	2,42	–	–	–
4930	8,92	0,35	6,47	8,39	–	–	50,98
5021	42,35	–	26,22	40,34	–	–	47,62
5091	11,42	–	11,42	11,42	570,88	500,00	100,00
5111	75,66	–	15,13	75,66	–	–	53,33
5211	15,92	–	11,94	15,92	–	–	50,00
5212	40,04	–	5,72	40,04	–	–	71,43
5229	19,06	–	19,06	19,06	–	–	–
5231	18,95	–	9,47	18,95	–	–	100,00
5240	6,31	–	6,31	6,31	–	–	100,00
5310	180,95	3,25	167,95	107,27	–	–	40,72
5320	–	–	–	–	–	–	–
5510	9,28	–	4,18	9,28	–	–	35,00
5611	4,79	0,33	2,48	4,79	–	–	75,86
5620	16,01	–	12,01	16,01	–	–	20,00
5822	9,52	–	–	9,52	–	–	–
5829	–	–	–	–	–	–	–
5911	–	–	–	–	–	–	–
6010	4,67	–	1,56	4,67	–	–	66,67
6021	1,73	–	–	1,73	–	–	100,00
6110	5,94	2,97	–	5,94	–	–	50,00
6120	35,76	7,15	7,15	35,76	–	–	100,00

Capítulo 60 - Rondônia

60.1 - Indicadores de acidentes do trabalho, segundo a Classificação Nacional de Atividades Econômicas (CNAE), dos estabelecimentos localizados no estado de Rondônia - 2014

(conclusão)

CNAE	INDICADORES DE ACIDENTES DO TRABALHO						
	Incidência (por 1.000 vínculos)	Incidência de Doenças Ocupacionais (por 1.000 vínculos)	Incidência de Acidentes Típicos (por 1.000 vínculos)	Incidência de Incapacidade Temporária (por 1.000 vínculos)	Taxa de Mortalidade (por 100.000 vínculos)	Taxa de Letalidade (por 1.000 acidentes)	Acidentalidade para a faixa 16 a 34 anos (por 100 acidentes)
6190	–	–	–	–	–	–	–
6209	–	–	–	–	–	–	–
6421	9,33	8,00	–	9,33	–	–	14,29
6422	14,34	14,34	–	14,34	–	–	38,46
6423	7,22	3,61	1,81	7,22	–	–	50,00
6424	4,77	0,95	–	5,72	–	–	80,00
6499	–	–	–	–	–	–	–
6550	3,33	3,33	–	3,33	–	–	–
6622	–	–	–	–	–	–	–
6810	–	–	–	–	–	–	–
6821	5,20	–	–	5,20	–	–	100,00
6822	27,94	–	13,97	27,94	–	–	87,50
6911	–	–	–	–	–	–	–
6912	2,06	–	–	2,06	–	–	–
6920	6,50	1,00	1,50	6,50	–	–	84,62
7020	6,65	–	3,32	6,65	–	–	100,00
7112	34,84	2,05	30,74	34,84	–	–	58,82
7119	9,01	–	–	9,01	–	–	–
7210	14,19	–	14,19	9,46	–	–	–
7490	–	–	–	–	–	–	–
7711	7,54	5,03	2,51	7,54	–	–	33,33
7732	26,05	–	18,60	22,33	–	–	14,29
7733	–	–	–	–	–	–	–
7739	22,15	–	22,15	22,15	–	–	100,00
7810	–	–	–	–	–	–	–
7820	8,47	–	–	8,47	–	–	100,00
7830	–	–	–	–	–	–	–
7911	2,25	–	2,25	2,25	–	–	100,00
8011	4,13	–	0,52	4,13	–	–	50,00
8012	10,67	–	2,67	8,89	–	–	66,67
8111	5,98	–	5,98	5,98	–	–	–
8112	11,31	0,94	4,71	11,31	–	–	33,33
8121	5,04	–	0,84	5,04	–	–	50,00
8122	9,25	–	–	9,25	–	–	100,00
8211	2,87	–	1,44	2,87	–	–	100,00
8219	3,68	–	3,68	3,68	–	–	50,00
8220	8,91	–	–	8,91	–	–	50,00
8230	18,33	–	18,33	18,33	–	–	50,00
8291	7,60	–	–	7,60	–	–	100,00
8299	12,30	–	7,38	11,07	123,03	100,00	90,00
8411	1,88	0,11	1,02	1,80	–	–	28,00
8412	–	–	–	–	–	–	–
8422	–	–	–	–	–	–	–
8423	–	–	–	–	–	–	–
8511	59,55	–	–	59,55	–	–	47,83
8512	–	–	–	–	–	–	–
8513	3,71	–	0,93	5,56	–	–	50,00
8520	2,70	–	–	2,70	–	–	–
8531	2,69	–	0,67	2,69	–	–	50,00
8532	5,95	–	3,57	5,16	–	–	60,00
8541	–	–	–	–	–	–	–
8593	–	–	–	–	–	–	–
8599	8,69	0,60	3,00	7,19	–	–	51,72
8610	14,91	0,26	12,59	7,20	–	–	55,17
8630	6,23	–	3,90	5,45	–	–	75,00
8640	16,06	0,67	8,70	11,38	–	–	75,00
8650	3,76	–	3,76	1,88	–	–	–
8660	–	–	–	–	–	–	–
8690	–	–	–	–	–	–	–
8730	–	–	–	–	–	–	–
8800	8,48	–	7,07	7,07	–	–	16,67
9313	2,51	–	–	2,51	–	–	100,00
9329	18,53	–	–	18,53	–	–	50,00
9411	7,65	–	–	7,65	–	–	100,00
9412	6,50	–	3,25	6,50	–	–	50,00
9420	4,17	–	2,09	4,17	–	–	50,00
9430	19,35	–	7,88	19,35	–	–	51,85
9491	1,88	–	1,25	1,88	–	–	33,33
9511	–	–	–	–	–	–	–
9521	3,50	–	–	3,50	–	–	100,00
9601	–	–	–	–	–	–	–
9602	3,19	–	3,19	3,19	–	–	100,00
9603	–	–	–	–	–	–	–
Outros(1)	44,56	0,12	16,68	42,81	49,78	11,17	51,96

Fonte: DATAPREV, CAT, SUB, CNIS.

Notas: 1. Os dados são preliminares, estando sujeitos a correções.
2. As atividades econômicas que apresentam valores zerados para os indicadores são aquelas onde não ocorreram acidentes no período.

(1) Englobam as atividades que possuíam número médio de vínculos no ano menor que 100.

Capítulo 60 - Rondônia

60.2 - Indicadores de acidentes do trabalho, segundo a Classificação Nacional de Atividades Econômicas (CNAE), dos estabelecimentos localizados no estado de Rondônia - 2015

(continua)

CNAE	INDICADORES DE ACIDENTES DO TRABALHO						
	Incidência (por 1.000 vínculos)	Incidência de Doenças Ocupacionais (por 1.000 vínculos)	Incidência de Acidentes Típicos (por 1.000 vínculos)	Incidência de Incapacidade Temporária (por 1.000 vínculos)	Taxa de Mortalidade (por 100.000 vínculos)	Taxa de Letalidade (por 1.000 acidentes)	Acidentalidade para a faixa 16 a 34 anos (por 100 acidentes)
TOTAL	**17,47**	**0,38**	**8,51**	**15,00**	**11,12**	**6,36**	**54,48**
0111	15,88	–	1,98	15,88	–	–	25,00
0113	–	–	–	–	–	–	–
0115	13,99	–	7,99	13,99	–	–	85,71
0121	22,05	–	–	22,05	–	–	66,67
0151	7,78	–	6,41	7,67	11,44	14,71	57,35
0155	8,17	–	8,17	8,17	–	–	100,00
0161	1,88	–	–	1,88	–	–	–
0162	16,73	–	16,73	16,73	–	–	16,67
0220	–	–	–	–	–	–	–
0322	11,85	–	5,93	11,85	–	–	100,00
0722	17,97	–	11,23	17,97	–	–	50,00
0729	–	–	–	–	–	–	–
0810	12,91	–	6,45	12,91	–	–	75,00
1011	55,79	2,43	49,17	34,72	13,51	2,42	70,22
1012	31,36	–	16,60	31,36	–	–	64,71
1013	12,40	–	6,20	12,40	–	–	16,67
1020	28,22	–	28,22	28,22	–	–	80,00
1051	19,57	–	9,78	19,57	–	–	50,00
1052	29,92	–	22,00	21,56	–	–	80,88
1053	–	–	–	–	–	–	–
1061	11,27	–	11,27	13,52	–	–	60,00
1064	16,57	–	–	16,57	–	–	100,00
1066	14,98	1,36	10,89	14,98	136,16	90,91	81,82
1081	4,57	–	–	4,57	–	–	100,00
1091	11,58	0,61	8,53	11,58	–	–	78,95
1099	17,26	–	12,94	17,26	–	–	25,00
1121	4,35	–	–	4,35	–	–	100,00
1122	17,86	–	11,91	17,86	–	–	80,00
1411	4,82	–	–	4,82	–	–	100,00
1412	7,56	–	–	7,56	–	–	75,00
1413	–	–	–	–	–	–	–
1510	81,45	–	66,91	72,73	290,91	35,71	78,57
1610	25,95	0,63	21,56	25,12	41,86	16,13	55,65
1621	17,27	–	13,29	17,27	66,44	38,46	46,15
1622	21,73	3,10	15,52	21,73	–	–	57,14
1629	14,61	–	14,61	14,61	–	–	50,00
1813	10,99	–	8,24	10,99	–	–	25,00
1931	25,00	–	8,33	25,00	–	–	33,33
2062	9,07	–	9,07	9,07	–	–	–
2212	7,86	–	7,86	7,86	–	–	50,00
2311	22,77	–	16,26	22,77	–	–	71,43
2330	14,00	1,00	10,00	14,00	–	–	57,14
2342	16,91	–	12,24	16,33	–	–	55,17
2349	14,08	–	9,39	14,08	–	–	66,67
2391	13,37	–	10,03	13,37	–	–	50,00
2449	46,33	–	41,18	46,33	–	–	44,44
2511	27,62	–	15,35	24,55	–	–	77,78
2512	24,54	–	12,27	24,54	–	–	75,00
2521	8,57	–	8,57	8,57	–	–	50,00
2539	5,63	–	5,63	5,63	–	–	100,00
2542	7,70	–	–	7,70	–	–	–
2822	32,35	–	27,72	16,17	–	–	85,71
2930	22,44	–	18,70	22,44	–	–	83,33
2950	11,79	–	–	11,79	–	–	100,00
3092	2,10	–	–	2,10	–	–	100,00
3101	13,19	–	8,25	13,19	–	–	62,50
3104	14,17	2,36	9,45	14,17	–	–	83,33
3292	–	–	–	–	–	–	–
3299	–	–	–	–	–	–	–
3314	4,61	–	4,61	4,61	–	–	100,00
3511	55,01	0,64	50,53	30,06	–	–	54,65
3514	8,33	2,78	4,16	8,33	–	–	50,00
3600	21,25	–	17,90	22,37	–	–	15,79
3811	59,49	–	50,33	54,91	457,58	76,92	69,23
3812	54,22	–	54,22	13,55	–	–	41,67
3832	9,54	–	–	9,54	–	–	–
4110	–	–	–	–	–	–	–
4120	16,26	0,30	11,68	15,52	14,78	9,09	56,36
4211	46,72	–	41,61	14,66	102,31	21,90	59,85
4212	49,65	–	47,33	11,14	–	–	68,22
4221	33,73	0,57	23,88	21,98	18,95	5,62	55,62
4292	24,44	–	24,12	8,15	62,66	25,64	37,18
4299	39,27	–	39,27	26,18	–	–	55,56
4313	17,12	–	12,45	17,12	–	–	36,36
4321	30,48	1,22	20,73	31,70	–	–	68,00
4322	7,81	–	–	7,81	–	–	100,00

Capítulo 60 - Rondônia

60.2 - Indicadores de acidentes do trabalho, segundo a Classificação Nacional de Atividades Econômicas (CNAE), dos estabelecimentos localizados no estado de Rondônia - 2015

(continuação)

CNAE	INDICADORES DE ACIDENTES DO TRABALHO						
	Incidência (por 1.000 vínculos)	Incidência de Doenças Ocupacionais (por 1.000 vínculos)	Incidência de Acidentes Típicos (por 1.000 vínculos)	Incidência de Incapacidade Temporária (por 1.000 vínculos)	Taxa de Mortalidade (por 100.000 vínculos)	Taxa de Letalidade (por 1.000 acidentes)	Acidentalidade para a faixa 16 a 34 anos (por 100 acidentes)
4330	3,22	–	–	3,22	–	–	100,00
4399	23,81	–	10,42	22,32	–	–	37,50
4511	9,06	0,36	5,08	9,06	–	–	80,00
4520	9,02	0,45	5,41	9,47	–	–	75,00
4530	8,08	–	4,99	8,08	–	–	68,09
4541	7,03	–	4,55	6,20	–	–	88,24
4543	11,55	–	5,77	5,77	–	–	50,00
4621	–	–	–	–	–	–	–
4623	4,06	–	4,06	4,06	–	–	100,00
4632	11,28	–	11,28	11,28	–	–	75,00
4633	–	–	–	–	–	–	–
4634	9,96	–	9,96	9,96	–	–	100,00
4635	11,65	–	6,28	11,65	–	–	53,85
4637	3,86	–	1,65	3,31	–	–	85,71
4639	2,63	–	0,66	3,29	–	–	25,00
4641	–	–	–	–	–	–	–
4642	–	–	–	–	–	–	–
4644	10,79	2,40	2,40	9,59	–	–	44,44
4645	5,23	–	–	5,23	–	–	–
4646	–	–	–	–	–	–	–
4649	3,64	0,61	1,82	3,64	–	–	66,67
4661	6,30	–	1,57	6,30	–	–	75,00
4662	7,44	–	7,44	7,44	–	–	100,00
4671	22,81	–	20,53	22,81	–	–	70,00
4672	16,34	–	8,17	16,34	–	–	100,00
4674	9,84	–	9,84	9,84	–	–	100,00
4679	11,00	–	8,25	5,50	–	–	75,00
4681	–	–	–	–	–	–	–
4682	84,56	–	66,18	73,53	–	–	82,61
4683	5,09	–	5,09	5,09	–	–	–
4687	23,87	–	23,87	23,87	–	–	75,00
4691	8,72	–	4,98	8,72	–	–	42,86
4692	4,45	–	–	4,45	–	–	100,00
4693	23,90	–	7,97	23,90	–	–	100,00
4711	11,41	–	8,23	11,32	9,35	8,20	82,79
4712	5,64	0,31	2,19	5,64	–	–	72,22
4713	3,47	–	1,73	3,47	–	–	50,00
4721	2,82	–	1,41	2,82	–	–	50,00
4722	2,65	–	2,65	2,65	–	–	–
4723	7,07	–	7,07	7,07	–	–	100,00
4724	–	–	–	–	–	–	–
4729	1,70	–	0,85	1,70	–	–	100,00
4731	4,04	0,21	1,92	4,04	21,29	52,63	78,95
4741	15,73	–	5,90	11,80	–	–	75,00
4742	5,23	–	2,61	5,23	–	–	100,00
4743	10,41	–	7,81	10,41	–	–	50,00
4744	6,67	–	4,25	6,37	–	–	54,55
4751	4,82	–	–	4,82	–	–	100,00
4752	7,54	–	4,52	7,54	–	–	100,00
4753	8,16	0,45	1,81	8,16	–	–	72,22
4754	3,60	0,45	2,25	3,60	–	–	62,50
4755	3,88	–	–	3,88	–	–	80,00
4757	13,49	–	4,50	13,49	–	–	100,00
4759	5,66	–	–	5,66	–	–	66,67
4761	9,23	–	3,46	9,23	–	–	75,00
4763	–	–	–	–	–	–	–
4771	4,57	–	1,66	4,57	–	–	68,18
4772	1,40	–	–	1,40	–	–	100,00
4774	3,72	–	–	3,72	–	–	100,00
4781	3,98	–	1,46	3,71	–	–	73,33
4782	3,00	–	2,00	3,00	–	–	66,67
4783	–	–	–	–	–	–	–
4784	5,69	2,85	2,85	5,69	–	–	100,00
4789	3,05	–	–	3,05	–	–	71,43
4921	11,50	–	6,27	11,50	52,25	45,45	45,45
4922	13,77	–	9,64	12,39	137,69	100,00	60,00
4924	–	–	–	–	–	–	–
4929	3,48	–	–	3,48	–	–	100,00
4930	7,44	0,52	4,67	7,10	51,94	69,77	55,81
5021	35,75	–	25,23	35,75	–	–	29,41
5022	7,22	–	3,61	7,22	–	–	50,00
5091	–	–	–	–	–	–	–
5111	35,43	–	–	35,43	–	–	50,00
5211	10,71	–	–	10,71	–	–	33,33
5212	45,48	–	–	45,48	–	–	50,00
5229	–	–	–	–	–	–	–
5231	27,19	–	13,59	27,19	–	–	62,50

Capítulo 60 - Rondônia

60.2 - Indicadores de acidentes do trabalho, segundo a Classificação Nacional de Atividades Econômicas (CNAE), dos estabelecimentos localizados no estado de Rondônia - 2015

(conclusão)

CNAE	INDICADORES DE ACIDENTES DO TRABALHO						
	Incidência (por 1.000 vínculos)	Incidência de Doenças Ocupacionais (por 1.000 vínculos)	Incidência de Acidentes Típicos (por 1.000 vínculos)	Incidência de Incapacidade Temporária (por 1.000 vínculos)	Taxa de Mortalidade (por 100.000 vínculos)	Taxa de Letalidade (por 1.000 acidentes)	Acidentalidade para a faixa 16 a 34 anos (por 100 acidentes)
5240	30,28	–	15,14	30,28	–	–	75,00
5310	95,30	6,81	63,53	82,82	–	–	30,95
5320	16,27	–	5,42	16,27	–	–	33,33
5510	3,71	0,46	3,24	3,24	–	–	25,00
5611	4,26	0,16	2,21	4,26	–	–	66,67
5620	9,82	–	6,04	7,55	–	–	53,85
5822	9,04	–	–	9,04	–	–	–
6010	–	–	–	–	–	–	–
6021	6,31	–	2,10	6,31	–	–	100,00
6110	11,99	3,00	3,00	11,99	–	–	50,00
6120	10,85	–	–	10,85	–	–	100,00
6130	–	–	–	–	–	–	–
6190	8,59	–	8,59	8,59	–	–	100,00
6209	5,80	–	–	5,80	–	–	100,00
6421	4,36	4,36	–	4,36	–	–	–
6422	28,74	26,44	2,30	31,04	–	–	76,00
6423	1,83	–	1,83	1,83	–	–	–
6424	4,02	0,80	–	4,02	–	–	60,00
6499	–	–	–	–	–	–	–
6550	11,96	–	5,98	5,98	–	–	75,00
6619	8,93	–	–	8,93	–	–	100,00
6622	6,56	–	–	6,56	–	–	100,00
6810	24,88	–	14,93	24,88	–	–	80,00
6821	13,58	–	4,53	13,58	–	–	33,33
6822	5,91	–	5,91	5,91	–	–	100,00
6911	1,30	–	–	1,30	–	–	100,00
6912	1,81	–	–	1,81	–	–	–
6920	5,51	0,46	0,46	5,51	–	–	83,33
7020	–	–	–	–	–	–	–
7112	14,26	–	14,26	9,50	237,62	166,67	50,00
7119	5,66	–	5,66	5,66	–	–	100,00
7210	9,47	–	9,47	9,47	–	–	–
7490	12,00	0,75	5,25	8,25	–	–	56,25
7711	8,11	2,70	5,40	8,11	–	–	66,67
7732	10,86	–	7,24	10,86	–	–	–
7733	–	–	–	–	–	–	–
7739	14,67	–	14,67	14,67	–	–	100,00
7810	8,99	–	–	13,48	449,44	500,00	50,00
7820	9,93	–	4,97	9,93	–	–	100,00
7911	4,15	–	2,07	4,15	–	–	–
8011	4,15	–	0,89	4,45	88,95	214,29	50,00
8012	9,41	–	–	8,69	–	–	76,92
8020	24,96	–	9,98	24,96	–	–	100,00
8111	5,37	–	5,37	5,37	–	–	50,00
8112	3,63	–	2,18	3,63	–	–	60,00
8121	5,65	–	1,21	4,84	–	–	28,57
8211	2,79	–	1,39	2,79	–	–	50,00
8219	1,48	–	1,48	1,48	–	–	–
8220	4,99	–	–	4,99	–	–	100,00
8230	–	–	–	–	–	–	–
8291	3,94	–	–	3,94	–	–	100,00
8299	5,75	1,15	4,60	5,75	–	–	100,00
8411	1,89	0,15	0,81	1,65	3,85	20,41	22,45
8412	1,31	–	–	1,31	–	–	–
8422	–	–	–	–	–	–	–
8423	–	–	–	–	–	–	–
8511	66,10	–	–	66,10	–	–	64,29
8512	2,06	–	–	2,06	–	–	100,00
8513	1,69	–	0,84	1,69	–	–	–
8520	4,19	–	2,09	4,19	–	–	–
8531	2,58	–	1,29	2,58	–	–	75,00
8532	6,85	0,36	3,60	6,49	–	–	42,11
8541	–	–	–	–	–	–	–
8593	–	–	–	–	–	–	–
8599	10,08	–	5,20	8,78	–	–	58,06
8610	22,89	0,48	17,59	12,29	–	–	52,63
8630	5,20	–	0,65	4,55	–	–	87,50
8640	11,05	0,58	5,24	9,31	–	–	57,89
8650	–	–	–	–	–	–	–
8660	–	–	–	–	–	–	–
8690	–	–	–	–	–	–	–
8730	5,05	–	5,05	5,05	–	–	100,00
8800	5,19	3,89	1,30	3,89	–	–	25,00
9313	2,47	–	–	2,47	–	–	100,00
9411	–	–	–	–	–	–	–
9412	4,57	–	4,57	2,29	–	–	50,00
9420	–	–	–	–	–	–	–
9430	5,54	–	2,77	5,54	–	–	50,00
9491	4,66	0,67	2,00	4,66	–	–	28,57
9499	25,02	–	8,34	25,02	–	–	33,33
9511	–	–	–	–	–	–	–
9521	4,44	–	4,44	4,44	–	–	100,00
9601	9,61	9,61	–	9,61	–	–	–
9602	3,08	–	–	3,08	–	–	100,00
9603	–	–	–	–	–	–	–
9609	–	–	–	–	–	–	–
9700	–	–	–	–	–	–	–
Outros(1)	34,85	0,24	13,31	34,13	12,10	3,47	50,35

Fonte: DATAPREV, CAT, SUB, CNIS.

Notas: 1. Os dados são preliminares, estando sujeitos a correções.
2. As atividades econômicas que apresentam valores zerados para os indicadores são aquelas onde não ocorreram acidentes no período.

(1) Englobam as atividades que possuíam número médio de vínculos no ano menor que 100..

Capítulo 61 - Acre

61.1 - Indicadores de acidentes do trabalho, segundo a Classificação Nacional de Atividades Econômicas (CNAE), dos estabelecimentos localizados no estado do Acre - 2014

(continua)

CNAE	INDICADORES DE ACIDENTES DO TRABALHO						
	Incidência (por 1.000 vínculos)	Incidência de Doenças Ocupacionais (por 1.000 vínculos)	Incidência de Acidentes Típicos (por 1.000 vínculos)	Incidência de Incapacidade Temporária (por 1.000 vínculos)	Taxa de Mortalidade (por 100.000 vínculos)	Taxa de Letalidade (por 1.000 acidentes)	Acidentalidade para a faixa 16 a 34 anos (por 100 acidentes)
TOTAL	**12,12**	**0,05**	**3,97**	**11,12**	**6,08**	**5,02**	**49,04**
0151	9,82	–	9,33	9,82	–	–	55,00
1011	28,53	–	23,04	27,43	–	–	53,85
1012	36,09	–	21,65	36,09	–	–	40,00
1069	4,58	–	4,58	4,58	–	–	100,00
1091	20,37	–	20,37	20,37	–	–	66,67
1121	16,72	–	8,36	8,36	–	–	100,00
1122	43,49	–	34,33	43,49	–	–	84,21
1529	9,95	–	9,95	9,95	–	–	–
1610	20,37	–	20,37	18,11	–	–	33,33
1621	10,20	–	10,20	10,20	–	–	50,00
1813	9,60	–	–	9,60	–	–	–
2222	19,50	–	19,50	19,50	–	–	100,00
2330	13,86	–	10,01	14,63	77,01	55,56	66,67
2342	15,00	–	12,00	15,00	–	–	70,00
2391	19,70	–	9,85	19,70	–	–	50,00
3011	–	–	–	–	–	–	–
3101	8,63	–	–	8,63	–	–	100,00
3512	–	–	–	–	–	–	–
3600	–	–	–	–	–	–	–
3811	42,97	5,37	32,23	42,97	–	–	87,50
4120	6,26	–	4,44	6,46	–	–	54,84
4211	3,37	–	3,37	3,37	–	–	100,00
4213	20,08	–	10,63	18,90	–	–	58,82
4221	6,66	–	4,00	6,66	–	–	–
4299	5,54	–	2,77	5,54	–	–	50,00
4313	4,89	–	2,45	4,89	–	–	–
4321	28,44	–	24,88	28,44	–	–	87,50
4330	19,03	–	9,52	19,03	–	–	100,00
4511	1,23	–	1,23	1,23	–	–	100,00
4520	4,08	–	–	4,08	–	–	100,00
4530	7,61	–	1,90	7,61	95,16	125,00	75,00
4541	2,29	–	–	2,29	–	–	100,00
4635	4,93	–	–	4,93	–	–	100,00
4637	12,99	–	6,50	12,99	–	–	100,00
4639	10,25	–	4,10	10,25	–	–	80,00
4644	2,48	–	–	2,48	–	–	100,00
4682	33,24	–	33,24	33,24	–	–	100,00
4691	9,85	–	3,94	7,88	–	–	80,00
4693	–	–	–	–	–	–	–
4711	11,45	–	8,52	10,12	–	–	79,07
4712	4,12	–	1,18	4,12	–	–	85,71
4713	–	–	–	–	–	–	–
4721	2,53	–	–	2,53	–	–	100,00
4722	36,44	–	31,24	36,44	–	–	85,71
4723	4,50	–	–	4,50	–	–	100,00
4729	–	–	–	–	–	–	–
4731	1,43	–	–	1,43	–	–	100,00
4741	–	–	–	–	–	–	–
4743	–	–	–	–	–	–	–
4744	9,35	–	6,80	9,35	–	–	86,36
4751	–	–	–	–	–	–	–
4752	–	–	–	–	–	–	–
4753	–	–	–	–	–	–	–
4754	2,10	–	–	2,10	–	–	100,00
4755	4,58	–	–	4,58	–	–	50,00
4761	3,63	–	3,63	–	–	–	100,00
4763	–	–	–	–	–	–	–

Capítulo 61 - Acre

61.1 - Indicadores de acidentes do trabalho, segundo a Classificação Nacional de Atividades Econômicas (CNAE), dos estabelecimentos localizados no estado do Acre - 2014

(conclusão)

CNAE	INDICADORES DE ACIDENTES DO TRABALHO						
	Incidência (por 1.000 vínculos)	Incidência de Doenças Ocupacionais (por 1.000 vínculos)	Incidência de Acidentes Típicos (por 1.000 vínculos)	Incidência de Incapacidade Temporária (por 1.000 vínculos)	Taxa de Mortalidade (por 100.000 vínculos)	Taxa de Letalidade (por 1.000 acidentes)	Acidentalidade para a faixa 16 a 34 anos (por 100 acidentes)
4771	3,00	–	2,00	3,00	–	–	66,67
4772	9,23	–	–	9,23	–	–	100,00
4774	–	–	–	–	–	–	–
4781	–	–	–	–	–	–	–
4782	3,80	–	–	3,80	–	–	100,00
4784	–	–	–	–	–	–	–
4789	9,26	–	6,94	6,94	–	–	100,00
4921	9,31	–	6,65	9,31	132,98	142,86	42,86
4930	8,53	–	3,41	6,83	–	–	66,67
5211	5,63	–	5,63	5,63	–	–	100,00
5240	13,93	–	13,93	13,93	–	–	50,00
5310	44,19	–	35,90	44,19	–	–	75,00
5510	1,13	–	1,13	1,13	–	–	100,00
5611	2,87	–	1,44	2,87	47,91	166,67	–
5620	2,98	–	2,98	2,98	–	–	100,00
6021	3,44	–	–	3,44	–	–	100,00
6110	8,90	–	8,90	8,90	–	–	100,00
6421	–	–	–	–	–	–	–
6422	–	–	–	–	–	–	–
6423	–	–	–	–	–	–	–
6550	–	–	–	–	–	–	–
6912	–	–	–	–	–	–	–
6920	18,82	–	2,09	18,82	–	–	77,78
7020	–	–	–	–	–	–	–
7112	7,99	–	5,99	9,99	–	–	–
7210	–	–	–	–	–	–	–
7490	6,46	–	–	6,46	–	–	100,00
7732	36,27	–	25,91	31,09	–	–	71,43
7830	–	–	–	–	–	–	–
8011	12,23	–	8,74	10,48	–	–	50,00
8012	13,15	–	3,59	3,59	–	–	54,55
8112	18,85	6,28	6,28	18,85	–	–	66,67
8121	2,49	–	0,83	2,28	–	–	50,00
8129	–	–	–	–	–	–	–
8211	–	–	–	–	–	–	–
8219	–	–	–	–	–	–	–
8299	6,92	–	6,92	6,92	–	–	100,00
8411	0,27	–	0,18	0,27	–	–	–
8412	–	–	–	–	–	–	–
8512	3,59	–	3,59	3,59	–	–	100,00
8513	4,83	–	4,83	4,83	–	–	–
8520	2,49	–	–	2,49	–	–	–
8531	4,52	–	4,52	4,52	–	–	100,00
8532	16,16	5,39	–	16,16	–	–	33,33
8541	–	–	–	–	–	–	–
8599	3,51	1,17	1,17	3,51	–	–	–
8610	32,57	–	30,40	8,69	–	–	57,78
8630	5,38	–	1,79	5,38	–	–	66,67
8640	3,07	–	–	3,07	–	–	–
8690	1,30	0,43	–	1,30	–	–	33,33
8800	7,13	–	7,13	7,13	–	–	33,33
9313	–	–	–	–	–	–	–
9420	–	–	–	–	–	–	–
9430	5,31	–	2,65	5,31	–	–	100,00
9491	–	–	–	–	–	–	–
Outros(1)	15,65	–	5,60	14,51	28,72	18,35	44,04

Fonte: DATAPREV, CAT, SUB, CNIS.

Notas: 1. Os dados são preliminares, estando sujeitos a correções.
2. As atividades econômicas que apresentam valores zerados para os indicadores são aquelas onde não ocorreram acidentes no período.

(1) Englobam as atividades que possuíam número médio de vínculos no ano menor que 100.

Capítulo 61 - Acre

61.2 - Indicadores de acidentes do trabalho, segundo a Classificação Nacional de Atividades Econômicas (CNAE), dos estabelecimentos localizados no estado do Acre - 2015

(continua)

CNAE	INDICADORES DE ACIDENTES DO TRABALHO						
	Incidência (por 1.000 vínculos)	Incidência de Doenças Ocupacionais (por 1.000 vínculos)	Incidência de Acidentes Típicos (por 1.000 vínculos)	Incidência de Incapacidade Temporária (por 1.000 vínculos)	Taxa de Mortalidade (por 100.000 vínculos)	Taxa de Letalidade (por 1.000 acidentes)	Acidentalidade para a faixa 16 a 34 anos (por 100 acidentes)
TOTAL	**10,14**	**0,11**	**3,97**	**9,36**	**1,03**	**1,01**	**51,21**
0111	23,53	–	–	23,53	–	–	100,00
0151	2,17	–	1,55	2,17	–	–	28,57
0220	51,75	–	41,40	51,75	–	–	60,00
1011	18,08	–	17,08	17,08	–	–	55,56
1012	16,17	–	13,47	16,17	–	–	66,67
1020	–	–	–	–	–	–	–
1069	–	–	–	–	–	–	–
1091	–	–	–	–	–	–	–
1092	–	–	–	–	–	–	–
1121	–	–	–	–	–	–	–
1122	114,76	–	93,25	114,76	–	–	62,50
1610	8,71	–	8,71	8,71	–	–	33,33
1621	15,40	–	15,40	15,40	–	–	–
1931	19,16	–	12,77	19,16	–	–	33,33
2222	18,20	–	18,20	18,20	–	–	50,00
2330	14,15	–	12,87	12,87	–	–	63,64
2342	13,33	–	8,89	13,33	–	–	44,44
2391	18,40	–	9,20	18,40	–	–	100,00
3101	13,70	–	9,13	13,70	–	–	33,33
3511	31,21	–	10,40	26,01	–	–	25,00
3512	–	–	–	–	–	–	–
3600	–	–	–	–	–	–	–
3811	33,01	–	33,01	28,29	–	–	85,71
4120	12,30	0,29	9,96	12,01	–	–	50,00
4211	5,72	–	3,81	5,72	–	–	33,33
4213	14,26	–	11,09	14,26	–	–	66,67
4221	36,53	–	21,92	36,53	121,78	33,33	70,00
4299	–	–	–	–	–	–	–
4313	–	–	–	–	–	–	–
4321	41,24	–	41,24	41,24	–	–	50,00
4399	16,51	–	16,51	16,51	–	–	–
4511	4,80	1,20	1,20	4,80	–	–	100,00
4520	11,42	–	3,81	11,42	–	–	66,67
4530	7,46	–	4,66	7,46	–	–	75,00
4541	8,28	–	–	8,28	–	–	100,00
4635	15,40	–	5,78	15,40	–	–	62,50
4637	–	–	–	–	–	–	–
4639	6,51	–	–	6,51	–	–	100,00
4644	2,08	–	–	2,08	–	–	100,00
4682	16,43	–	8,21	16,43	–	–	100,00
4691	11,15	1,86	5,57	11,15	–	–	100,00
4693	2,57	–	2,57	2,57	–	–	–
4711	9,85	0,27	5,59	9,32	–	–	81,08
4712	1,71	–	0,57	1,71	–	–	66,67
4713	7,70	–	7,70	7,70	–	–	100,00
4721	7,93	–	5,29	7,93	–	–	33,33
4722	28,30	–	28,30	28,30	–	–	80,00
4723	4,50	–	4,50	4,50	–	–	100,00
4729	–	–	–	–	–	–	–
4731	4,01	–	3,34	3,34	–	–	83,33
4741	–	–	–	–	–	–	–
4743	–	–	–	–	–	–	–
4744	8,14	–	5,43	7,76	–	–	61,90
4751	3,67	–	–	3,67	–	–	100,00
4752	7,53	–	7,53	7,53	–	–	100,00
4753	6,44	–	0,81	6,44	–	–	75,00
4754	2,72	–	–	2,72	–	–	100,00
4755	4,30	–	–	4,30	–	–	50,00
4759	–	–	–	–	–	–	–
4761	–	–	–	–	–	–	–

Capítulo 61 - Acre

61.2 - Indicadores de acidentes do trabalho, segundo a Classificação Nacional de Atividades Econômicas (CNAE), dos estabelecimentos localizados no estado do Acre - 2015

(conclusão)

CNAE	INDICADORES DE ACIDENTES DO TRABALHO						
	Incidência (por 1.000 vínculos)	Incidência de Doenças Ocupacionais (por 1.000 vínculos)	Incidência de Acidentes Típicos (por 1.000 vínculos)	Incidência de Incapacidade Temporária (por 1.000 vínculos)	Taxa de Mortalidade (por 100.000 vínculos)	Taxa de Letalidade (por 1.000 acidentes)	Acidentalidade para a faixa 16 a 34 anos (por 100 acidentes)
4763	–	–	–	–	–	–	–
4771	1,79	–	1,79	1,79	–	–	100,00
4772	2,73	–	2,73	2,73	–	–	100,00
4774	–	–	–	–	–	–	–
4781	1,05	–	0,52	1,05	–	–	50,00
4782	1,95	–	–	1,95	–	–	100,00
4783	–	–	–	–	–	–	–
4784	–	–	–	–	–	–	–
4789	6,67	–	2,22	6,67	–	–	66,67
4921	2,53	–	1,26	2,53	–	–	–
4930	6,40	–	3,20	5,76	–	–	20,00
5211	23,49	–	16,78	16,78	–	–	28,57
5229	9,20	–	–	9,20	–	–	–
5240	6,58	–	6,58	6,58	–	–	100,00
5310	55,26	–	52,63	47,37	–	–	57,14
5510	1,06	–	–	1,06	–	–	100,00
5611	2,75	–	1,37	2,75	–	–	66,67
5620	3,07	–	–	3,07	–	–	100,00
6021	3,37	–	–	3,37	–	–	100,00
6421	2,60	–	–	2,60	–	–	–
6422	10,94	7,29	3,65	10,94	–	–	33,33
6423	6,85	3,42	–	6,85	–	–	–
6550	7,31	–	–	7,31	–	–	100,00
6810	19,43	–	9,71	19,43	–	–	75,00
6911	–	–	–	–	–	–	–
6912	6,70	–	6,70	6,70	–	–	100,00
6920	1,90	–	–	1,90	–	–	100,00
7020	–	–	–	–	–	–	–
7112	10,44	–	5,22	7,83	–	–	100,00
7210	34,46	–	34,46	27,57	–	–	–
7490	10,82	–	10,82	10,82	–	–	–
7732	8,13	–	4,07	8,13	–	–	50,00
7830	–	–	–	–	–	–	–
8011	11,11	–	7,40	11,11	–	–	44,44
8012	5,41	–	0,90	0,90	–	–	50,00
8112	6,06	–	6,06	6,06	–	–	100,00
8121	0,95	–	0,47	0,47	–	–	75,00
8129	–	–	–	–	–	–	–
8211	–	–	–	–	–	–	–
8219	3,00	–	–	3,00	–	–	100,00
8220	2,28	–	1,14	2,28	–	–	50,00
8299	3,31	–	3,31	3,31	–	–	100,00
8411	0,63	0,06	0,46	0,57	–	–	18,18
8412	0,25	–	–	0,25	–	–	–
8512	3,40	–	3,40	3,40	–	–	–
8513	3,64	–	1,82	3,64	–	–	50,00
8520	–	–	–	–	–	–	–
8531	4,18	–	3,14	4,18	–	–	50,00
8532	4,34	–	–	4,34	–	–	–
8541	–	–	–	–	–	–	–
8599	5,16	–	1,29	5,16	–	–	75,00
8610	34,79	–	29,23	8,35	–	–	52,00
8630	–	–	–	–	–	–	–
8640	11,96	2,39	9,57	9,57	–	–	60,00
8690	2,65	0,53	1,06	1,59	–	–	20,00
8800	4,23	–	4,23	4,23	–	–	100,00
9313	5,02	–	–	5,02	–	–	100,00
9412	–	–	–	–	–	–	–
9420	4,34	–	–	4,34	–	–	–
9430	4,98	–	2,49	4,98	–	–	–
9491	2,59	2,59	–	–	–	–	–
9602	–	–	–	–	–	–	–
9609	–	–	–	–	–	–	–
9700	–	–	–	–	–	–	–
Outros(1)	9,24	–	4,18	9,10	–	–	58,06

Fonte: DATAPREV, CAT, SUB, CNIS.

Notas: 1. Os dados são preliminares, estando sujeitos a correções.
2. As atividades econômicas que apresentam valores zerados para os indicadores são aquelas onde não ocorreram acidentes no período.

(1) Englobam as atividades que possuíam número médio de vínculos no ano menor que 100.

Capítulo 62 - Amazonas

62.1 - Indicadores de acidentes do trabalho, segundo a Classificação Nacional de Atividades Econômicas (CNAE), dos estabelecimentos localizados no estado do Amazonas - 2014

(continua)

CNAE	INDICADORES DE ACIDENTES DO TRABALHO						
	Incidência (por 1.000 vínculos)	Incidência de Doenças Ocupacionais (por 1.000 vínculos)	Incidência de Acidentes Típicos (por 1.000 vínculos)	Incidência de Incapacidade Temporária (por 1.000 vínculos)	Taxa de Mortalidade (por 100.000 vínculos)	Taxa de Letalidade (por 1.000 acidentes)	Acidentalidade para a faixa 16 a 34 anos (por 100 acidentes)
TOTAL	**17,26**	**0,99**	**9,95**	**15,33**	**6,58**	**3,81**	**55,59**
0113	12,57	–	6,28	11,67	–	–	28,57
0151	17,62	–	11,75	17,62	–	–	66,67
0159	1,84	–	1,84	1,84	–	–	100,00
0210	6,68	–	6,68	6,68	–	–	–
0600	39,89	–	38,81	5,39	–	–	40,54
0722	48,37	–	47,16	2,42	–	–	60,00
0810	4,06	–	4,06	4,06	–	–	–
0910	13,01	–	11,39	–	–	–	75,00
1011	10,80	–	10,80	10,80	–	–	50,00
1020	–	–	–	–	–	–	–
1031	–	–	–	–	–	–	–
1033	6,62	–	6,62	6,62	–	–	100,00
1041	–	–	–	–	–	–	–
1052	4,73	–	–	4,73	–	–	100,00
1053	6,90	–	6,90	6,90	–	–	100,00
1062	14,93	–	14,93	14,93	–	–	33,33
1069	17,09	–	17,09	17,09	–	–	–
1081	18,64	–	12,43	18,64	–	–	66,67
1091	5,37	–	3,58	6,26	–	–	83,33
1094	36,23	–	36,23	36,23	–	–	80,00
1096	10,34	–	10,34	10,34	–	–	50,00
1099	12,44	–	10,18	9,42	–	–	63,64
1113	20,76	1,15	13,84	8,07	–	–	55,56
1122	69,10	–	58,40	42,36	–	–	81,55
1312	9,30	–	9,30	9,30	–	–	71,43
1322	73,32	–	73,32	76,04	–	–	59,26
1359	33,59	–	33,59	33,59	–	–	75,00
1412	–	–	–	–	–	–	–
1413	5,39	–	5,39	5,39	–	–	–
1610	32,41	–	31,25	32,41	–	–	53,57
1622	–	–	–	–	–	–	–
1623	18,74	–	18,74	18,74	–	–	50,00
1629	56,03	–	51,36	56,03	–	–	83,33
1721	17,71	–	8,86	17,71	–	–	50,00
1733	15,76	–	15,76	10,51	–	–	66,67
1741	52,33	1,01	49,31	51,33	–	–	55,77
1749	19,63	–	13,09	19,63	–	–	33,33
1811	4,31	–	–	4,31	–	–	–
1813	16,62	–	14,54	16,62	–	–	62,50
1821	3,68	–	–	3,68	–	–	100,00
1830	17,49	3,50	10,49	18,07	–	–	60,00
1921	39,26	–	36,81	22,09	245,40	62,50	37,50
2014	47,24	–	41,34	41,34	–	–	37,50
2031	28,55	2,86	19,99	25,70	–	–	70,00
2061	5,50	–	5,50	2,75	–	–	100,00
2062	–	–	–	–	–	–	–
2099	34,34	3,82	24,80	28,62	–	–	61,11
2121	16,63	–	16,63	16,63	–	–	60,00
2211	19,30	–	17,69	17,69	160,81	83,33	58,33
2221	23,51	–	23,51	23,51	–	–	88,89
2222	45,29	3,02	38,88	41,89	–	–	71,67
2229	26,01	6,62	18,06	24,20	–	–	57,87
2320	114,73	18,81	94,04	114,73	–	–	37,70
2330	21,91	–	17,22	17,22	313,07	142,86	50,00
2342	10,50	–	10,50	10,50	87,49	83,33	66,67
2391	–	–	–	–	–	–	–
2399	16,03	–	8,02	16,03	–	–	50,00
2442	18,78	9,39	9,39	18,78	–	–	50,00
2449	121,58	–	121,58	121,58	–	–	55,00
2452	35,18	–	33,23	35,18	195,47	55,56	66,67
2511	50,19	0,55	46,92	50,19	–	–	68,48
2512	8,48	–	8,48	8,48	–	–	50,00
2532	36,45	1,85	33,98	34,90	–	–	78,81
2541	7,76	3,10	4,14	8,28	–	–	73,33

Capítulo 62 - Amazonas

62.1 - Indicadores de acidentes do trabalho, segundo a Classificação Nacional de Atividades Econômicas (CNAE), dos estabelecimentos localizados no estado do Amazonas - 2014

(continuação)

CNAE	INDICADORES DE ACIDENTES DO TRABALHO						
	Incidência (por 1.000 vínculos)	Incidência de Doenças Ocupacionais (por 1.000 vínculos)	Incidência de Acidentes Típicos (por 1.000 vínculos)	Incidência de Incapacidade Temporária (por 1.000 vínculos)	Taxa de Mortalidade (por 100.000 vínculos)	Taxa de Letalidade (por 1.000 acidentes)	Acidentalidade para a faixa 16 a 34 anos (por 100 acidentes)
2591	13,55	2,26	6,77	4,52	–	–	50,00
2599	17,38	1,74	15,65	17,38	–	–	95,00
2610	15,68	2,71	8,96	13,34	–	–	60,12
2621	17,34	4,73	7,57	15,77	–	–	61,82
2622	23,37	4,17	16,30	18,84	–	–	72,09
2631	5,00	–	3,34	5,00	–	–	100,00
2632	35,87	8,08	24,25	19,70	–	–	63,38
2640	36,59	7,11	24,76	31,76	–	–	73,90
2651	–	–	–	–	–	–	–
2652	2,01	0,50	1,51	2,01	–	–	75,00
2660	–	–	–	–	–	–	–
2670	8,71	2,49	4,97	9,95	–	–	57,14
2710	20,00	0,67	16,00	20,00	–	–	83,33
2721	3,98	1,59	2,39	4,78	–	–	60,00
2731	8,59	–	8,59	3,44	–	–	60,00
2732	16,03	–	14,03	6,01	–	–	50,00
2733	17,85	7,65	9,56	17,85	–	–	60,71
2759	5,67	4,54	1,13	5,67	–	–	20,00
2790	24,98	5,12	17,94	18,58	–	–	48,72
2811	27,09	13,54	6,77	20,32	–	–	25,00
2815	59,67	–	53,04	33,15	–	–	77,78
2823	14,44	3,21	9,63	14,44	–	–	88,89
2824	20,90	3,25	15,22	16,03	20,29	9,71	82,52
2829	14,20	1,09	10,92	12,01	–	–	61,54
2930	30,16	–	25,85	30,16	–	–	85,71
2941	8,46	2,11	6,34	8,46	–	–	100,00
2942	26,99	1,80	19,79	21,59	–	–	80,00
2943	24,06	6,01	14,43	21,65	–	–	55,00
2945	6,83	2,84	2,84	4,55	–	–	66,67
2949	11,25	0,56	10,12	11,25	–	–	75,00
3011	33,77	–	31,91	33,46	–	–	67,89
3012	–	–	–	–	–	–	–
3032	–	–	–	–	–	–	–
3091	44,57	5,45	31,50	27,17	–	–	62,45
3092	24,18	4,40	19,79	24,18	–	–	59,09
3099	25,66	5,70	16,40	17,11	–	–	47,22
3101	3,38	–	3,38	3,38	–	–	100,00
3104	18,34	–	12,22	18,34	–	–	66,67
3211	8,01	–	4,00	8,01	–	–	50,00
3230	425,08	–	32,01	425,08	–	–	62,76
3240	6,47	–	2,16	6,47	–	–	66,67
3250	9,86	–	6,90	7,89	–	–	90,00
3299	9,92	3,31	6,61	9,92	–	–	66,67
3312	–	–	–	–	–	–	–
3313	7,72	–	7,72	7,72	–	–	–
3314	14,99	–	12,26	12,26	–	–	54,55
3317	11,33	–	11,33	11,33	–	–	–
3512	5,77	–	1,92	5,77	–	–	66,67
3514	5,94	–	4,95	5,94	–	–	66,67
3520	–	–	–	–	–	–	–
3600	29,39	–	21,37	26,72	–	–	81,82
3811	12,41	–	10,79	12,41	–	–	65,22
3831	98,75	–	92,77	98,75	–	–	60,61
3832	8,49	–	8,49	8,49	–	–	100,00
3839	89,47	2,18	72,01	89,47	–	–	60,98
4110	72,67	1,04	57,10	71,63	–	–	48,57
4120	11,42	0,23	9,37	10,77	17,57	15,38	48,21
4211	14,46	–	10,33	11,98	–	–	57,14
4221	36,99	0,70	27,22	32,10	69,79	18,87	50,94
4292	15,79	–	12,83	12,83	–	–	50,00
4299	65,41	–	62,89	57,86	251,57	38,46	53,85
4312	6,81	–	6,81	6,81	–	–	100,00
4313	13,98	–	12,43	13,21	–	–	44,44
4321	17,98	0,37	12,11	16,88	73,39	40,82	57,14
4322	18,35	–	9,66	17,39	–	–	42,11

Capítulo 62 - Amazonas

62.1 - Indicadores de acidentes do trabalho, segundo a Classificação Nacional de Atividades Econômicas (CNAE), dos estabelecimentos localizados no estado do Amazonas - 2014

(continuação)

CNAE	INDICADORES DE ACIDENTES DO TRABALHO						
	Incidência (por 1.000 vínculos)	Incidência de Doenças Ocupacionais (por 1.000 vínculos)	Incidência de Acidentes Típicos (por 1.000 vínculos)	Incidência de Incapacidade Temporária (por 1.000 vínculos)	Taxa de Mortalidade (por 100.000 vínculos)	Taxa de Letalidade (por 1.000 acidentes)	Acidentalidade para a faixa 16 a 34 anos (por 100 acidentes)
4329	10,91	1,82	7,27	10,91	–	–	50,00
4330	5,63	–	5,12	5,63	–	–	54,55
4391	61,18	–	61,18	37,24	–	–	52,17
4399	12,20	0,30	9,76	11,89	30,50	25,00	45,00
4511	4,13	–	3,76	4,13	–	–	63,64
4520	2,72	–	1,36	2,72	–	–	100,00
4530	6,51	0,27	4,88	6,51	–	–	66,67
4541	–	–	–	–	–	–	–
4614	10,85	3,62	7,24	10,85	–	–	66,67
4615	–	–	–	–	–	–	–
4617	6,85	–	–	6,85	–	–	–
4618	–	–	–	–	–	–	–
4619	–	–	–	–	–	–	–
4623	11,65	–	3,88	11,65	–	–	100,00
4631	31,37	–	31,37	27,45	–	–	37,50
4632	–	–	–	–	–	–	–
4633	10,15	–	10,15	10,15	–	–	100,00
4634	21,61	–	18,40	21,61	–	–	74,07
4635	15,87	–	10,02	13,36	–	–	68,42
4637	6,16	–	2,05	6,16	–	–	66,67
4639	6,02	–	3,01	6,02	–	–	64,29
4642	4,39	–	4,39	4,39	–	–	100,00
4643	8,35	–	8,35	8,35	–	–	100,00
4644	13,42	–	5,49	12,81	–	–	45,45
4645	13,66	2,28	6,83	6,83	–	–	66,67
4646	5,22	–	5,22	5,22	–	–	66,67
4647	3,72	–	–	3,72	–	–	100,00
4649	6,19	–	4,42	6,19	–	–	42,86
4662	5,04	–	5,04	5,04	–	–	100,00
4663	–	–	–	–	–	–	–
4669	30,77	–	4,40	30,77	–	–	85,71
4672	–	–	–	–	–	–	–
4673	17,33	–	17,33	17,33	–	–	–
4674	9,20	–	–	9,20	–	–	100,00
4679	8,81	–	6,61	8,81	–	–	50,00
4681	7,01	–	2,34	4,67	–	–	–
4682	78,69	–	76,19	77,44	–	–	80,95
4686	–	–	–	–	–	–	–
4687	–	–	–	–	–	–	–
4689	19,08	–	4,77	19,08	–	–	100,00
4691	7,47	–	3,20	7,47	–	–	42,86
4692	–	–	–	–	–	–	–
4693	6,28	–	3,66	6,28	–	–	33,33
4711	24,00	0,14	21,25	24,13	27,42	11,43	76,57
4712	1,77	–	1,12	1,77	–	–	81,82
4713	6,94	–	5,26	6,46	23,92	34,48	72,41
4721	3,60	–	1,31	3,28	–	–	45,45
4722	9,09	1,30	5,19	9,09	–	–	71,43
4723	11,05	–	9,82	11,05	–	–	66,67
4724	–	–	–	–	–	–	–
4729	7,56	1,38	4,81	7,56	–	–	54,55
4731	3,05	–	1,53	3,05	–	–	75,00
4732	17,24	–	17,24	17,24	–	–	100,00
4741	–	–	–	–	–	–	–
4742	1,24	–	–	1,24	–	–	–
4743	11,27	–	11,27	11,27	–	–	66,67
4744	5,86	0,15	4,25	4,98	–	–	65,00
4751	9,72	–	4,86	9,72	97,18	100,00	70,00
4752	–	–	–	–	–	–	–
4753	3,60	0,36	1,08	3,24	35,99	100,00	80,00
4754	6,17	–	3,47	6,17	–	–	81,25
4755	2,34	0,47	0,94	2,34	–	–	20,00
4756	–	–	–	–	–	–	–
4757	4,87	–	2,44	4,87	–	–	–
4759	1,16	–	1,16	1,16	–	–	100,00

Capítulo 62 - Amazonas

62.1 - Indicadores de acidentes do trabalho, segundo a Classificação Nacional de Atividades Econômicas (CNAE), dos estabelecimentos localizados no estado do Amazonas - 2014

(continuação)

CNAE	INDICADORES DE ACIDENTES DO TRABALHO						
	Incidência (por 1.000 vínculos)	Incidência de Doenças Ocupacionais (por 1.000 vínculos)	Incidência de Acidentes Típicos (por 1.000 vínculos)	Incidência de Incapacidade Temporária (por 1.000 vínculos)	Taxa de Mortalidade (por 100.000 vínculos)	Taxa de Letalidade (por 1.000 acidentes)	Acidentalidade para a faixa 16 a 34 anos (por 100 acidentes)
4761	2,07	–	–	2,07	–	–	66,67
4763	2,49	–	2,49	0,83	–	–	100,00
4771	7,04	–	3,86	6,13	–	–	58,06
4772	4,10	–	1,37	4,10	–	–	83,33
4773	–	–	–	–	–	–	–
4774	4,03	1,61	0,81	4,03	–	–	40,00
4781	1,30	0,26	0,65	1,17	–	–	80,00
4782	0,38	–	0,38	0,38	–	–	–
4783	3,69	–	1,84	3,69	–	–	100,00
4784	22,85	–	11,42	19,99	–	–	87,50
4789	2,59	–	2,27	2,59	–	–	75,00
4921	21,68	1,60	14,99	21,38	19,99	9,22	31,34
4922	12,72	–	12,72	12,72	–	–	66,67
4923	4,72	1,57	1,57	1,57	–	–	100,00
4929	7,28	0,56	4,48	6,72	–	–	61,54
4930	31,93	0,20	26,71	28,72	40,17	12,58	61,01
4940	17,73	–	17,73	–	–	–	66,67
5011	–	–	–	–	–	–	–
5021	36,59	0,29	32,27	31,69	–	–	29,92
5022	6,03	–	3,02	6,03	301,66	500,00	100,00
5030	–	–	–	–	–	–	–
5111	23,18	–	13,52	24,15	–	–	45,83
5112	24,71	–	14,83	19,77	–	–	20,00
5211	32,44	–	25,95	32,44	–	–	56,00
5212	10,52	–	5,26	7,89	–	–	75,00
5223	–	–	–	–	–	–	–
5229	–	–	–	–	–	–	–
5231	7,43	–	6,19	6,19	–	–	50,00
5232	9,65	–	9,65	9,65	–	–	–
5240	8,49	–	5,66	7,08	–	–	50,00
5250	10,43	–	8,24	10,43	–	–	47,37
5310	38,98	–	38,26	35,37	–	–	14,81
5320	10,10	–	3,79	10,10	–	–	50,00
5510	5,02	–	4,01	4,68	–	–	46,67
5590	11,66	11,66	–	11,66	–	–	–
5611	7,41	0,10	5,97	7,10	–	–	65,28
5620	14,18	–	11,31	12,92	–	–	68,35
5822	9,98	–	9,98	9,98	–	–	66,67
5829	14,90	–	9,93	14,90	–	–	66,67
5914	–	–	–	–	–	–	–
6010	2,63	–	–	2,63	–	–	100,00
6021	0,94	–	–	0,94	–	–	–
6110	–	–	–	–	–	–	–
6120	5,96	–	–	5,96	–	–	–
6141	37,59	–	34,17	34,17	–	–	54,55
6190	10,02	–	10,02	10,02	–	–	–
6202	–	–	–	–	–	–	–
6203	9,13	–	–	–	–	–	100,00
6209	2,81	–	1,41	2,81	–	–	–
6311	19,39	–	–	21,55	–	–	55,56
6399	2,41	–	2,41	2,41	–	–	100,00
6421	5,65	1,41	4,24	4,24	–	–	25,00
6422	3,58	1,53	1,02	3,58	–	–	28,57
6423	3,34	1,11	2,22	3,34	–	–	–
6434	–	–	–	–	–	–	–
6462	15,08	–	7,54	15,08	–	–	–
6550	9,00	–	4,50	7,50	–	–	50,00
6622	–	–	–	–	–	–	–
6810	18,74	–	18,74	18,74	–	–	80,00
6821	9,59	–	–	9,59	–	–	–
6822	19,19	–	17,27	15,35	–	–	70,00
6911	–	–	–	–	–	–	–
6912	3,56	–	–	3,56	–	–	–
6920	3,10	–	1,03	2,58	51,63	166,67	83,33
7020	3,26	–	–	3,26	–	–	75,00

Capítulo 62 - Amazonas

62.1 - Indicadores de acidentes do trabalho, segundo a Classificação Nacional de Atividades Econômicas (CNAE), dos estabelecimentos localizados no estado do Amazonas - 2014

(conclusão)

CNAE	INDICADORES DE ACIDENTES DO TRABALHO						
	Incidência (por 1.000 vínculos)	Incidência de Doenças Ocupacionais (por 1.000 vínculos)	Incidência de Acidentes Típicos (por 1.000 vínculos)	Incidência de Incapacidade Temporária (por 1.000 vínculos)	Taxa de Mortalidade (por 100.000 vínculos)	Taxa de Letalidade (por 1.000 acidentes)	Acidentalidade para a faixa 16 a 34 anos (por 100 acidentes)
7111	–	–	–	–	–	–	–
7112	23,76	0,99	19,80	10,89	–	–	54,17
7119	18,64	6,21	12,43	6,21	–	–	66,67
7120	–	–	–	–	–	–	–
7210	16,52	–	3,81	15,25	–	–	19,23
7311	3,22	–	–	6,45	–	–	–
7319	18,38	–	18,38	18,38	–	–	100,00
7490	6,62	–	2,21	4,41	–	–	–
7711	1,66	–	0,83	1,66	–	–	–
7719	–	–	–	–	–	–	–
7732	19,07	–	15,89	19,07	–	–	33,33
7733	–	–	–	–	–	–	–
7739	–	–	–	–	–	–	–
7810	3,38	–	–	3,38	–	–	66,67
7820	3,05	–	1,37	2,75	–	–	80,00
7830	5,52	–	4,14	1,38	–	–	25,00
7911	1,44	–	1,44	1,44	–	–	100,00
8011	4,95	–	0,58	5,34	9,71	19,61	54,90
8012	15,42	–	8,67	14,94	–	–	50,00
8111	3,55	1,42	1,42	3,55	–	–	60,00
8112	7,35	–	6,30	7,09	26,24	35,71	53,57
8121	5,33	–	3,25	3,31	6,50	12,20	54,88
8122	7,34	–	–	7,34	–	–	100,00
8129	–	–	–	–	–	–	–
8130	–	–	–	–	–	–	–
8211	9,53	–	3,97	7,94	–	–	50,00
8219	4,48	–	4,48	4,48	–	–	100,00
8220	14,43	–	–	14,43	–	–	66,67
8230	8,62	–	8,62	4,31	–	–	50,00
8291	7,96	–	–	7,96	–	–	50,00
8292	8,12	–	8,12	8,12	–	–	100,00
8299	21,86	–	18,60	21,86	–	–	44,68
8411	0,21	0,02	0,12	0,21	–	–	16,67
8412	–	–	–	–	–	–	–
8413	–	–	–	–	–	–	–
8423	–	–	–	–	–	–	–
8424	–	–	–	–	–	–	–
8430	13,34	–	13,34	13,34	–	–	–
8511	64,77	–	6,82	64,77	–	–	21,05
8512	1,99	–	1,00	1,99	–	–	50,00
8513	1,90	0,11	0,42	1,90	–	–	27,78
8520	2,18	0,54	1,09	2,18	–	–	50,00
8531	4,83	–	2,97	4,83	–	–	38,46
8532	3,53	0,27	1,63	3,53	–	–	46,15
8533	–	–	–	–	–	–	–
8541	–	–	–	–	–	–	–
8542	–	–	–	–	–	–	–
8550	4,53	–	3,63	3,63	–	–	20,00
8593	–	–	–	–	–	–	–
8599	9,95	–	6,19	9,41	–	–	32,43
8610	31,94	–	26,03	20,83	14,07	4,41	49,78
8630	2,88	–	–	2,16	–	–	50,00
8640	7,51	–	6,35	5,20	–	–	46,15
8650	0,91	–	–	0,91	–	–	100,00
8660	28,61	–	23,84	23,84	–	–	66,67
8690	7,52	–	7,52	7,52	–	–	–
8730	–	–	–	–	–	–	–
8800	1,48	–	0,74	1,48	–	–	–
9003	–	–	–	–	–	–	–
9312	–	–	–	–	–	–	–
9313	4,43	–	2,95	4,43	–	–	66,67
9329	–	–	–	–	–	–	–
9411	–	–	–	–	–	–	–
9412	–	–	–	–	–	–	–
9420	–	–	–	–	–	–	–
9430	3,11	–	1,30	2,85	–	–	41,67
9491	1,63	–	1,08	1,63	–	–	33,33
9493	9,02	–	–	9,02	–	–	–
9499	–	–	–	–	–	–	–
9511	2,35	–	2,35	2,35	–	–	100,00
9521	6,18	–	6,18	6,18	–	–	100,00
9529	–	–	–	–	–	–	–
9601	2,50	–	2,50	2,50	–	–	–
9602	–	–	–	–	–	–	–
9603	6,39	–	6,39	6,39	–	–	–
Outros(1)	27,95	0,14	13,16	26,31	27,41	9,80	49,51

Fonte: DATAPREV, CAT, SUB, CNIS.

Notas: 1. Os dados são preliminares, estando sujeitos a correções.
2. As atividades econômicas que apresentam valores zerados para os indicadores são aquelas onde não ocorreram acidentes no período.

(1) Englobam as atividades que possuíam número médio de vínculos no ano menor que 100.

Capítulo 62 - Amazonas

62.2 - Indicadores de acidentes do trabalho, segundo a Classificação Nacional de Atividades Econômicas (CNAE), dos estabelecimentos localizados no estado do Amazonas - 2015

(continua)

CNAE	INDICADORES DE ACIDENTES DO TRABALHO						
	Incidência (por 1.000 vínculos)	Incidência de Doenças Ocupacionais (por 1.000 vínculos)	Incidência de Acidentes Típicos (por 1.000 vínculos)	Incidência de Incapacidade Temporária (por 1.000 vínculos)	Taxa de Mortalidade (por 100.000 vínculos)	Taxa de Letalidade (por 1.000 acidentes)	Acidentalidade para a faixa 16 a 34 anos (por 100 acidentes)
TOTAL	**16,61**	**0,99**	**8,86**	**14,72**	**6,08**	**3,66**	**52,63**
0113	9,41	–	4,28	9,41	–	–	63,64
0121	6,39	–	6,39	6,39	–	–	100,00
0151	3,21	–	3,21	3,21	–	–	50,00
0155	–	–	–	–	–	–	–
0159	1,55	–	1,55	1,55	–	–	100,00
0161	–	–	–	–	–	–	–
0210	–	–	–	–	–	–	–
0600	21,67	2,89	18,78	2,89	–	–	60,00
0722	37,45	–	36,11	4,01	–	–	39,29
0810	–	–	–	–	–	–	–
0910	19,84	–	16,79	3,05	152,65	76,92	53,85
1011	7,12	–	4,75	7,12	–	–	66,67
1020	2,62	–	2,62	2,62	–	–	100,00
1031	15,73	–	7,86	7,86	–	–	–
1033	32,09	–	24,06	24,06	–	–	50,00
1041	–	–	–	–	–	–	–
1052	–	–	–	–	–	–	–
1053	2,88	–	2,88	2,88	–	–	100,00
1062	–	–	–	–	–	–	–
1069	7,72	–	7,72	7,72	–	–	–
1081	12,13	–	12,13	12,13	–	–	100,00
1091	6,35	–	5,82	5,82	–	–	66,67
1094	22,09	–	22,09	22,09	–	–	33,33
1099	15,57	0,42	13,88	13,04	–	–	56,76
1113	16,58	–	12,43	5,53	–	–	50,00
1122	50,21	–	43,62	33,34	–	–	79,51
1312	1,42	–	1,42	1,42	–	–	–
1322	29,23	–	23,39	32,16	–	–	60,00
1359	–	–	–	–	–	–	–
1412	–	–	–	–	–	–	–
1413	1,59	1,59	–	1,59	–	–	–
1610	14,75	–	12,48	14,75	–	–	53,85
1622	–	–	–	–	–	–	–
1623	–	–	–	8,90	–	–	–
1629	35,15	–	35,15	35,15	–	–	57,14
1721	42,58	–	34,07	42,58	–	–	60,00
1733	19,59	–	18,84	12,06	–	–	69,23
1741	23,38	–	22,15	23,38	–	–	52,63
1749	–	–	–	–	–	–	–
1811	22,62	–	–	22,62	–	–	25,00
1813	5,46	–	5,46	5,46	–	–	50,00
1821	6,96	–	3,48	3,48	–	–	100,00
1822	–	–	–	–	–	–	–
1830	12,94	–	11,76	10,59	–	–	81,82
1921	69,43	–	54,81	14,62	–	–	52,63
2014	5,54	–	–	5,54	–	–	100,00
2031	19,25	2,75	13,75	16,50	–	–	57,14
2061	2,70	–	2,70	2,70	–	–	100,00
2062	17,79	–	8,90	17,79	–	–	50,00
2099	4,69	–	4,69	3,13	–	–	33,33
2121	28,45	–	18,29	20,32	–	–	35,71
2211	19,54	–	19,54	21,04	150,28	76,92	69,23
2221	23,22	2,58	20,64	23,22	–	–	55,56
2222	35,82	3,69	29,54	31,76	36,93	10,31	55,67
2229	35,88	11,31	22,93	34,24	–	–	50,21
2311	15,47	–	7,74	15,47	–	–	50,00
2320	141,30	16,38	116,72	141,30	–	–	49,28
2330	28,14	–	28,14	28,14	–	–	71,43
2342	8,95	–	5,37	8,06	89,55	100,00	70,00
2399	17,22	–	17,22	17,22	–	–	–
2442	–	–	–	–	–	–	–
2449	27,71	6,93	20,79	27,71	–	–	50,00
2452	50,18	2,01	40,14	52,18	200,70	40,00	52,00
2511	45,43	0,80	41,45	44,63	79,70	17,54	70,18
2512	15,33	–	15,33	10,22	–	–	66,67
2513	–	–	–	–	–	–	–
2532	35,91	1,10	32,98	33,71	–	–	73,47
2539	2,17	–	2,17	2,17	–	–	–
2541	6,13	1,11	3,90	5,57	–	–	45,45
2591	20,42	–	12,25	6,13	–	–	60,00
2599	15,71	–	14,66	15,71	–	–	46,67
2610	11,60	3,74	7,11	10,23	–	–	51,61
2621	14,86	2,29	11,43	15,43	–	–	50,00
2622	14,40	3,74	8,23	13,09	–	–	64,94
2631	8,77	5,85	–	8,77	–	–	66,67
2632	16,45	1,13	14,18	10,78	–	–	68,97
2640	35,27	7,75	20,98	27,02	–	–	69,96
2651	3,14	3,14	–	3,14	–	–	100,00
2652	3,89	–	3,34	3,89	–	–	57,14
2660	–	–	–	–	–	–	–
2670	15,73	7,87	5,90	15,73	–	–	100,00
2710	19,57	–	18,07	18,07	–	–	84,62
2721	9,34	2,33	5,84	3,50	–	–	62,50

Capítulo 62 - Amazonas

62.2 - Indicadores de acidentes do trabalho, segundo a Classificação Nacional de Atividades Econômicas (CNAE), dos estabelecimentos localizados no estado do Amazonas - 2015

(continuação)

CNAE	INDICADORES DE ACIDENTES DO TRABALHO						
	Incidência (por 1.000 vínculos)	Incidência de Doenças Ocupacionais (por 1.000 vínculos)	Incidência de Acidentes Típicos (por 1.000 vínculos)	Incidência de Incapacidade Temporária (por 1.000 vínculos)	Taxa de Mortalidade (por 100.000 vínculos)	Taxa de Letalidade (por 1.000 acidentes)	Acidentalidade para a faixa 16 a 34 anos (por 100 acidentes)
2731	16,49	1,83	3,66	14,66	–	–	77,78
2732	17,57	5,02	10,04	17,57	–	–	57,14
2733	10,65	2,84	7,10	10,65	–	–	86,67
2759	18,84	4,04	9,42	16,15	–	–	64,29
2790	12,27	3,61	7,22	9,38	–	–	58,82
2811	18,81	–	–	18,81	–	–	33,33
2815	58,79	6,53	52,26	58,79	–	–	44,44
2823	25,01	–	25,01	25,01	–	–	85,71
2824	18,64	3,14	11,68	13,25	22,45	12,05	69,88
2829	10,12	1,27	5,06	10,12	–	–	75,00
2930	29,74	–	29,74	24,78	–	–	33,33
2941	4,58	–	4,58	4,58	–	–	50,00
2942	18,96	3,45	13,79	18,96	–	–	63,64
2943	14,21	2,84	11,37	12,79	–	–	80,00
2945	5,73	0,57	4,01	6,30	–	–	90,00
2949	11,35	–	9,46	11,35	–	–	66,67
3011	45,07	0,43	44,64	44,64	42,92	9,52	63,81
3012	–	–	–	–	–	–	–
3091	36,02	7,95	21,16	15,64	–	–	58,27
3092	15,10	3,48	11,62	12,78	–	–	53,85
3099	39,38	15,59	21,33	13,95	–	–	52,08
3101	6,41	–	6,41	6,41	–	–	100,00
3104	5,27	–	5,27	5,27	–	–	100,00
3211	–	–	–	–	–	–	–
3230	695,13	–	29,79	695,13	–	–	62,86
3240	6,20	–	–	6,20	–	–	100,00
3250	15,40	0,91	10,87	13,58	–	–	58,82
3299	3,11	–	3,11	–	–	–	100,00
3312	–	–	–	–	–	–	–
3313	17,87	–	17,87	17,87	–	–	33,33
3314	12,83	–	11,66	9,33	–	–	72,73
3317	–	–	–	–	–	–	–
3321	8,69	–	8,69	–	–	–	–
3329	–	–	–	–	–	–	–
3511	27,83	–	21,08	23,61	84,32	30,30	39,39
3512	3,90	–	1,95	3,90	–	–	–
3514	9,96	–	5,97	9,96	99,56	100,00	50,00
3520	16,19	–	16,19	16,19	–	–	100,00
3600	18,30	–	14,81	17,42	–	–	61,90
3811	49,97	–	45,53	49,41	–	–	76,67
3822	8,34	–	8,34	8,34	–	–	100,00
3831	47,31	–	47,31	44,15	–	–	53,33
3832	9,04	–	–	9,04	–	–	100,00
3839	52,98	–	52,98	52,98	–	–	55,56
3900	9,77	–	–	9,77	–	–	100,00
4110	62,33	0,97	58,43	60,38	–	–	51,56
4120	9,29	–	7,78	8,53	6,88	7,41	45,93
4211	34,93	0,71	29,94	25,67	213,88	61,22	48,98
4221	35,18	0,72	18,67	30,88	143,61	40,82	46,94
4292	9,09	0,91	8,18	11,82	–	–	70,00
4299	19,12	–	10,92	19,12	–	–	42,86
4312	–	–	–	–	–	–	–
4313	13,89	–	8,55	12,82	–	–	53,85
4321	31,01	–	24,68	29,75	–	–	65,31
4322	25,19	1,68	18,48	26,03	–	–	63,33
4329	15,18	–	15,18	15,18	–	–	71,43
4330	9,36	–	4,99	9,36	–	–	46,67
4391	104,35	–	96,89	55,90	–	–	57,14
4399	13,69	–	10,35	11,35	66,79	48,78	58,54
4511	5,56	–	3,18	5,16	–	–	78,57
4520	5,62	–	5,62	5,62	–	–	50,00
4530	4,37	0,29	2,92	4,37	–	–	60,00
4541	3,05	–	1,53	2,29	–	–	75,00
4617	–	–	–	–	–	–	–
4618	–	–	–	–	–	–	–
4619	–	–	–	–	–	–	–
4623	4,21	–	4,21	4,21	–	–	100,00
4631	11,53	–	7,69	11,53	–	–	33,33
4632	5,60	–	–	5,60	–	–	100,00
4633	–	–	–	–	–	–	–
4634	16,37	–	14,03	16,37	–	–	76,19
4635	14,10	–	10,78	11,61	–	–	58,82
4637	4,71	2,36	2,36	4,71	–	–	100,00
4639	5,96	–	5,11	5,96	–	–	85,71
4642	–	–	–	–	–	–	–
4643	–	–	–	–	–	–	–
4644	5,31	–	2,28	5,31	–	–	57,14
4645	3,57	–	3,57	2,38	–	–	33,33
4646	5,19	–	1,30	2,60	–	–	50,00
4647	3,96	–	–	3,96	–	–	–
4649	3,11	–	2,07	3,11	–	–	66,67
4662	36,30	–	29,04	29,04	–	–	60,00
4663	–	–	–	–	–	–	–
4669	25,19	–	5,04	25,19	–	–	60,00

Capítulo 62 - Amazonas

62.2 - Indicadores de acidentes do trabalho, segundo a Classificação Nacional de Atividades Econômicas (CNAE), dos estabelecimentos localizados no estado do Amazonas - 2015

(continuação)

CNAE	INDICADORES DE ACIDENTES DO TRABALHO						
	Incidência (por 1.000 vínculos)	Incidência de Doenças Ocupacionais (por 1.000 vínculos)	Incidência de Acidentes Típicos (por 1.000 vínculos)	Incidência de Incapacidade Temporária (por 1.000 vínculos)	Taxa de Mortalidade (por 100.000 vínculos)	Taxa de Letalidade (por 1.000 acidentes)	Acidentalidade para a faixa 16 a 34 anos (por 100 acidentes)
4672	5,80	–	5,80	5,80	–	–	–
4673	20,80	–	16,64	20,80	–	–	40,00
4679	7,01	–	7,01	7,01	–	–	–
4681	7,34	–	7,34	4,89	–	–	66,67
4682	43,73	–	41,08	41,08	–	–	66,67
4686	–	–	–	–	–	–	–
4687	9,84	–	4,92	9,84	–	–	50,00
4689	15,78	–	15,78	15,78	–	–	100,00
4691	3,83	–	3,83	3,83	–	–	66,67
4692	–	–	–	–	–	–	–
4693	9,56	–	6,38	9,56	–	–	66,67
4711	27,04	–	24,61	27,04	12,82	4,74	76,30
4712	3,02	–	2,27	3,02	–	–	70,00
4713	6,23	–	4,07	5,99	–	–	80,77
4721	2,47	0,35	1,41	2,47	–	–	71,43
4722	3,29	–	3,29	3,29	–	–	100,00
4723	20,80	–	12,23	19,57	–	–	64,71
4724	–	–	–	–	–	–	–
4729	9,38	–	8,04	8,04	–	–	78,57
4731	2,31	0,18	1,25	2,31	–	–	76,92
4732	–	–	–	–	–	–	–
4741	1,84	–	1,84	1,84	–	–	100,00
4742	4,46	–	2,97	4,46	–	–	33,33
4743	–	–	–	–	–	–	–
4744	5,27	0,14	4,70	5,13	14,24	27,03	62,16
4751	3,00	–	1,80	2,40	–	–	60,00
4752	–	–	–	–	–	–	–
4753	5,13	–	3,42	5,13	–	–	50,00
4754	5,01	0,42	2,51	5,01	–	–	58,33
4755	1,41	–	0,94	1,41	–	–	66,67
4756	–	–	–	–	–	–	–
4757	4,60	–	2,30	4,60	–	–	100,00
4759	3,47	–	2,32	3,47	–	–	66,67
4761	0,62	–	0,62	0,62	–	–	–
4763	0,93	–	0,93	0,93	–	–	100,00
4771	1,57	–	0,45	1,57	–	–	85,71
4772	4,51	–	1,29	4,51	–	–	100,00
4773	–	–	–	–	–	–	–
4774	2,10	0,70	0,70	2,10	–	–	66,67
4781	1,66	–	1,02	1,66	–	–	38,46
4782	1,42	–	1,42	1,07	–	–	50,00
4783	–	–	–	–	–	–	–
4784	30,91	–	28,10	30,91	–	–	100,00
4789	2,98	–	2,56	3,41	–	–	57,14
4921	28,50	1,15	23,26	28,08	–	–	32,72
4922	14,81	–	11,11	14,81	–	–	50,00
4923	1,55	–	1,55	1,55	–	–	100,00
4929	4,57	–	2,29	4,57	–	–	50,00
4930	22,61	0,11	18,70	20,11	–	–	53,85
4940	29,91	–	23,93	11,96	–	–	60,00
5011	19,20	–	–	9,60	–	–	100,00
5021	35,32	0,55	30,12	33,41	54,77	15,50	31,01
5022	3,34	3,34	–	3,34	–	–	–
5091	–	–	–	–	–	–	–
5099	–	–	–	–	–	–	–
5111	14,49	–	7,80	13,38	–	–	61,54
5112	7,56	–	3,78	3,78	–	–	50,00
5211	21,06	–	16,25	21,66	–	–	54,29
5212	8,47	–	–	8,47	–	–	66,67
5223	3,64	–	3,64	3,64	–	–	50,00
5229	2,60	–	–	2,60	–	–	100,00
5231	5,75	–	5,75	5,75	–	–	33,33
5232	–	–	–	–	–	–	–
5240	11,83	0,74	8,13	10,35	–	–	43,75
5250	12,88	–	6,70	11,34	–	–	72,00
5310	65,00	–	59,02	61,27	–	–	19,54
5320	1,93	–	–	1,93	–	–	100,00
5510	3,76	–	3,42	3,42	–	–	18,18
5590	–	–	–	–	–	–	–
5611	8,35	0,31	6,72	7,84	–	–	62,20
5620	9,28	0,35	7,01	8,93	17,51	18,87	33,96
5822	–	–	–	–	–	–	–
5829	7,98	7,98	–	7,98	–	–	–
5914	2,94	–	–	2,94	–	–	100,00
6010	2,74	–	–	2,74	–	–	–
6021	4,16	–	2,49	4,16	–	–	100,00
6110	4,13	–	4,13	4,13	–	–	–
6120	3,17	–	3,17	3,17	–	–	50,00
6190	–	–	–	–	–	–	–
6201	122,08	–	–	122,08	–	–	18,52
6204	17,99	–	–	9,00	–	–	75,00
6209	1,58	–	–	1,58	–	–	–
6311	24,14	2,19	–	24,14	–	–	18,18
6399	1,86	1,86	–	1,86	–	–	–

Capítulo 62 - Amazonas

62.2 - Indicadores de acidentes do trabalho, segundo a Classificação Nacional de Atividades Econômicas (CNAE), dos estabelecimentos localizados no estado do Amazonas - 2015

(conclusão)

CNAE	INDICADORES DE ACIDENTES DO TRABALHO						
	Incidência (por 1.000 vínculos)	Incidência de Doenças Ocupacionais (por 1.000 vínculos)	Incidência de Acidentes Típicos (por 1.000 vínculos)	Incidência de Incapacidade Temporária (por 1.000 vínculos)	Taxa de Mortalidade (por 100.000 vínculos)	Taxa de Letalidade (por 1.000 acidentes)	Acidentalidade para a faixa 16 a 34 anos (por 100 acidentes)
6421	9,88	–	9,88	9,88	–	–	28,57
6422	13,54	3,12	9,89	9,89	–	–	57,69
6423	3,36	1,12	1,12	3,36	–	–	–
6434	–	–	–	–	–	–	–
6437	25,66	–	8,55	25,66	–	–	66,67
6462	–	–	–	–	–	–	–
6550	7,58	–	4,55	7,58	–	–	60,00
6622	4,40	–	–	4,40	–	–	–
6810	14,03	–	14,03	14,03	–	–	20,00
6821	8,41	–	–	8,41	–	–	–
6822	9,05	–	7,24	9,05	–	–	60,00
6911	–	–	–	–	–	–	–
6912	–	–	–	–	–	–	–
6920	4,21	–	1,87	3,74	–	–	66,67
7020	8,10	–	3,24	5,40	–	–	53,33
7111	–	–	–	–	–	–	–
7112	10,23	0,73	7,31	9,50	–	–	64,29
7119	–	–	–	–	–	–	–
7120	3,94	–	3,94	3,94	–	–	100,00
7210	18,51	–	8,94	16,60	–	–	27,59
7311	–	–	–	–	–	–	–
7319	17,00	–	11,33	17,00	–	–	33,33
7490	13,61	–	9,07	4,54	–	–	83,33
7711	5,47	–	4,56	5,47	–	–	16,67
7732	22,78	–	15,19	20,25	253,11	111,11	11,11
7739	15,32	–	10,94	13,13	–	–	42,86
7810	–	–	–	–	–	–	–
7820	6,74	–	3,06	6,12	–	–	66,67
7830	1,73	–	1,73	–	–	–	100,00
7911	2,27	–	1,13	2,27	–	–	50,00
8011	4,38	–	0,51	4,08	–	–	62,79
8012	13,57	–	4,36	12,11	–	–	64,29
8020	5,70	–	2,85	5,70	–	–	100,00
8111	2,97	–	1,48	2,97	–	–	66,67
8112	6,65	0,77	5,88	6,40	–	–	38,46
8121	6,49	–	4,04	4,28	–	–	45,12
8122	6,27	–	–	6,27	–	–	100,00
8129	9,56	–	7,17	9,56	–	–	75,00
8130	12,90	–	–	12,90	–	–	50,00
8211	4,20	–	1,05	4,72	–	–	62,50
8219	–	–	–	–	–	–	–
8220	7,43	–	–	7,43	–	–	100,00
8230	–	–	–	–	–	–	–
8291	13,72	–	2,29	13,72	–	–	83,33
8292	–	–	–	–	–	–	–
8299	32,11	0,52	28,48	30,04	–	–	41,94
8411	0,13	0,02	0,11	0,09	3,61	285,71	28,57
8412	12,86	–	9,65	12,86	–	–	–
8413	–	–	–	–	–	–	–
8423	–	–	–	–	–	–	–
8424	1,02	–	–	1,02	–	–	100,00
8430	–	–	–	–	–	–	–
8511	39,29	3,02	–	39,29	–	–	38,46
8512	1,78	–	0,89	1,78	–	–	50,00
8513	1,50	–	0,58	1,41	8,32	55,56	33,33
8520	5,11	–	4,09	4,60	–	–	40,00
8531	2,44	–	1,74	2,09	–	–	28,57
8532	5,03	–	3,63	5,03	–	–	50,00
8533	–	–	–	–	–	–	–
8541	–	–	–	–	–	–	–
8550	9,06	–	2,72	6,34	–	–	50,00
8593	–	–	–	–	–	–	–
8599	7,09	–	5,78	7,09	–	–	33,33
8610	28,11	–	22,48	18,69	15,19	5,41	56,22
8630	2,96	0,59	–	2,96	–	–	20,00
8640	4,31	–	2,69	2,15	–	–	75,00
8650	4,85	–	3,36	3,36	–	–	69,23
8660	81,46	–	72,88	47,16	–	–	68,42
8690	4,46	–	4,46	4,46	–	–	100,00
8730	–	–	–	–	–	–	–
8800	3,04	–	3,04	3,04	–	–	–
9003	1,41	–	1,41	1,41	–	–	100,00
9312	8,01	8,01	–	8,01	–	–	100,00
9313	–	–	–	–	–	–	–
9321	–	–	–	–	–	–	–
9329	–	–	–	–	–	–	–
9411	1,72	–	1,72	1,72	–	–	–
9412	–	–	–	–	–	–	–
9420	3,87	–	–	3,87	–	–	–
9430	3,31	–	2,71	3,31	–	–	27,27
9491	2,03	0,51	0,51	2,03	–	–	–
9499	–	–	–	–	–	–	–
9511	13,73	–	10,30	13,73	–	–	50,00
9512	9,06	–	9,06	9,06	–	–	–
9521	7,73	–	7,73	7,73	–	–	–
9529	–	–	–	–	–	–	–
9601	2,58	–	2,58	2,58	–	–	–
9602	–	–	–	–	–	–	–
9603	7,56	–	7,56	7,56	–	–	100,00
9609	–	–	–	–	–	–	–
9700	–	–	–	–	–	–	–
Outros(1)	17,83	0,44	5,90	16,95	29,48	16,53	46,28

Fonte: DATAPREV, CAT, SUB, CNIS.

Notas: 1. Os dados são preliminares, estando sujeitos a correções.
2. As atividades econômicas que apresentam valores zerados para os indicadores são aquelas onde não ocorreram acidentes no período.

(1) Englobam as atividades que possuíam número médio de vínculos no ano menor que 100.

Capítulo 63 - Roraima

63.1 - Indicadores de acidentes do trabalho, segundo a Classificação Nacional de Atividades Econômicas (CNAE), dos estabelecimentos localizados no estado de Roraima - 2014

CNAE	INDICADORES DE ACIDENTES DO TRABALHO						
	Incidência (por 1.000 vínculos)	Incidência de Doenças Ocupacionais (por 1.000 vínculos)	Incidência de Acidentes Típicos (por 1.000 vínculos)	Incidência de Incapacidade Temporária (por 1.000 vínculos)	Taxa de Mortalidade (por 100.000 vínculos)	Taxa de Letalidade (por 1.000 acidentes)	Acidentalidade para a faixa 16 a 34 anos (por 100 acidentes)
TOTAL	**13,11**	**0,19**	**6,69**	**11,23**	**12,59**	**9,60**	**59,66**
0111	53,81	–	23,06	53,81	–	–	57,14
0139	7,56	–	7,56	15,12	–	–	100,00
0151	–	–	–	–	–	–	–
0210	37,11	–	22,26	37,11	–	–	40,00
0810	24,05	–	24,05	24,05	–	–	66,67
1011	8,44	6,33	2,11	8,44	–	–	100,00
1061	15,01	–	15,01	15,01	–	–	50,00
1122	19,35	–	–	9,68	–	–	–
1610	16,59	–	12,45	16,59	–	–	75,00
1932	–	–	–	–	–	–	–
2311	44,09	–	26,45	44,09	–	–	80,00
2330	26,42	–	22,65	26,42	–	–	71,43
2342	17,92	–	17,92	17,92	–	–	75,00
3011	–	–	–	–	–	–	–
3514	–	–	–	–	–	–	–
3600	10,23	–	5,11	2,56	–	–	25,00
4120	34,42	0,48	26,18	33,45	–	–	57,75
4213	21,72	–	13,03	21,72	–	–	40,00
4221	67,67	2,82	53,57	62,03	–	–	66,67
4299	9,35	–	–	9,35	–	–	50,00
4313	17,60	1,47	13,20	17,60	–	–	50,00
4321	39,23	–	16,81	39,23	560,49	142,86	71,43
4511	3,56	–	–	3,56	–	–	50,00
4520	4,60	–	–	4,60	–	–	100,00
4530	6,29	–	3,14	6,29	–	–	100,00
4541	13,01	3,25	–	13,01	–	–	75,00
4634	12,07	–	8,05	12,07	–	–	100,00
4635	54,82	–	27,41	41,11	–	–	83,33
4639	2,80	–	2,80	2,80	–	–	–
4646	–	–	–	–	–	–	–
4649	4,48	–	–	4,48	–	–	–
4664	10,43	–	5,21	10,43	–	–	33,33
4679	–	–	–	–	–	–	–
4693	–	–	–	–	–	–	–
4711	13,33	–	9,02	12,94	39,22	29,41	88,24
4712	12,67	–	9,75	12,67	–	–	61,54
4721	–	–	–	–	–	–	–
4722	–	–	–	–	–	–	–
4723	28,14	–	22,51	16,89	–	–	60,00
4729	–	–	–	–	–	–	–
4731	4,62	–	1,85	4,62	184,94	400,00	80,00
4743	14,88	–	14,88	14,88	–	–	50,00
4744	19,77	–	12,52	17,79	–	–	80,00
4752	–	–	–	–	–	–	–
4753	–	–	–	–	–	–	–
4754	3,37	–	–	3,37	168,61	500,00	100,00
4755	5,33	–	–	5,33	–	–	100,00
4761	–	–	–	–	–	–	–
4763	–	–	–	–	–	–	–
4771	4,76	–	1,19	4,76	–	–	75,00
4772	–	–	–	–	–	–	–
4774	–	–	–	–	–	–	–
4781	5,05	–	1,89	4,42	–	–	75,00
4782	–	–	–	–	–	–	–
4789	2,95	–	–	2,95	–	–	–
4921	3,83	–	–	3,83	–	–	100,00
4922	7,41	–	–	7,41	–	–	50,00
4924	9,65	–	9,65	9,65	–	–	–
4930	25,08	2,28	11,40	15,96	–	–	72,73
5310	111,03	–	89,68	46,98	–	–	61,54
5510	12,59	–	2,10	12,59	–	–	33,33
5611	7,31	–	2,25	7,31	–	–	53,85
5620	5,08	–	3,38	5,08	–	–	100,00
6010	–	–	–	–	–	–	–
6021	–	–	–	–	–	–	–
6421	21,91	–	16,43	10,95	–	–	50,00
6422	–	–	–	–	–	–	–
6423	–	–	–	–	–	–	–
6920	4,65	–	–	4,65	–	–	100,00
7020	7,03	–	–	7,03	–	–	–
7210	17,38	8,69	–	–	–	–	–
7711	4,42	–	–	4,42	–	–	100,00
7810	3,77	–	3,77	3,77	–	–	50,00
7820	1,82	–	1,82	1,82	–	–	100,00
7830	–	–	–	–	–	–	–
7911	–	–	–	–	–	–	–
8011	13,13	–	0,94	12,19	–	–	64,29
8121	5,99	–	1,76	5,99	–	–	47,06
8220	–	–	–	–	–	–	–
8299	4,37	–	–	4,37	–	–	–
8411	0,06	–	0,06	0,06	–	–	–
8412	–	–	–	–	–	–	–
8423	–	–	–	–	–	–	–
8511	30,46	–	–	30,46	–	–	33,33
8512	–	–	–	–	–	–	–
8520	5,99	–	–	5,99	–	–	100,00
8531	3,85	–	3,85	3,85	–	–	50,00
8532	–	–	–	–	–	–	–
8599	17,57	–	5,59	15,17	–	–	68,18
8610	185,33	–	166,80	64,86	231,66	12,50	47,50
8630	–	–	–	–	–	–	–
8640	5,19	–	5,19	–	–	–	–
8660	–	–	–	–	–	–	–
8690	–	–	–	–	–	–	–
8800	3,85	–	3,85	3,85	–	–	–
9001	–	–	–	–	–	–	–
9420	39,47	9,87	29,61	9,87	–	–	25,00
9430	–	–	–	–	–	–	–
Outros(1)	20,92	0,17	14,61	18,43	33,21	15,87	65,87

Fonte: DATAPREV, CAT, SUB, CNIS.

Notas: 1. Os dados são preliminares, estando sujeitos a correções.
2. As atividades econômicas que apresentam valores zerados para os indicadores são aquelas onde não ocorreram acidentes no período.

(1) Englobam as atividades que possuíam número médio de vínculos no ano menor que 100.

Capítulo 63 - Roraima

63.2 - Indicadores de acidentes do trabalho, segundo a Classificação Nacional de Atividades Econômicas (CNAE), dos estabelecimentos localizados no estado de Roraima - 2015

(continua)

CNAE	INDICADORES DE ACIDENTES DO TRABALHO						
	Incidência (por 1.000 vínculos)	Incidência de Doenças Ocupacionais (por 1.000 vínculos)	Incidência de Acidentes Típicos (por 1.000 vínculos)	Incidência de Incapacidade Temporária (por 1.000 vínculos)	Taxa de Mortalidade (por 100.000 vínculos)	Taxa de Letalidade (por 1.000 acidentes)	Acidentalidade para a faixa 16 a 34 anos (por 100 acidentes)
TOTAL	**9,51**	**0,03**	**4,64**	**8,65**	**6,29**	**6,61**	**59,34**
0111	14,78	–	4,93	14,78	–	–	–
0115	24,51	–	24,51	24,51	–	–	33,33
0139	12,07	–	12,07	12,07	–	–	100,00
0151	2,76	–	2,76	2,76	–	–	–
0810	7,79	–	7,79	7,79	–	–	–
1011	–	–	–	–	–	–	–
1053	–	–	–	–	–	–	–
1061	14,19	–	14,19	14,19	–	–	100,00
1091	3,74	–	3,74	3,74	–	–	100,00
1122	–	–	–	–	–	–	–
1610	16,88	–	16,88	16,88	–	–	60,00
2330	24,82	–	14,89	24,82	–	–	60,00
2342	4,28	–	–	4,28	–	–	100,00
3511	18,88	–	13,07	17,43	–	–	61,54
3514	10,01	–	6,67	10,01	–	–	33,33
3600	7,14	–	4,76	4,76	–	–	33,33
4120	17,39	–	11,43	16,90	–	–	51,43
4211	39,97	–	29,98	39,97	–	–	75,00
4213	8,74	–	8,74	8,74	–	–	100,00
4221	47,59	–	31,73	44,42	–	–	33,33
4313	25,28	–	21,39	25,28	–	–	46,15
4321	46,97	–	39,14	46,97	–	–	83,33
4322	43,54	–	26,12	43,54	–	–	80,00
4511	10,05	–	5,02	10,05	–	–	83,33
4520	4,64	–	4,64	4,64	464,04	1.000,00	–
4530	1,47	–	–	1,47	–	–	–
4541	10,59	–	10,59	10,59	–	–	100,00
4634	3,96	–	–	3,96	–	–	100,00
4635	39,47	–	17,94	32,30	–	–	81,82
4639	2,44	–	–	2,44	–	–	100,00
4646	8,37	–	–	–	–	–	100,00
4649	6,37	–	–	6,37	–	–	100,00
4693	–	–	–	–	–	–	–
4711	4,81	–	2,40	4,81	–	–	87,50
4712	7,40	–	4,93	7,40	–	–	100,00
4721	–	–	–	–	–	–	–
4722	18,36	–	–	18,36	–	–	–
4723	10,50	–	5,25	5,25	–	–	–
4729	7,84	–	3,92	7,84	–	–	100,00
4731	0,89	–	–	0,89	–	–	100,00
4743	24,73	–	16,48	24,73	–	–	100,00
4744	10,63	–	7,27	9,51	–	–	84,21
4751	4,63	–	4,63	4,63	–	–	100,00
4752	–	–	–	–	–	–	–
4753	–	–	–	–	–	–	–
4754	–	–	–	–	–	–	–
4755	8,09	–	–	8,09	–	–	100,00
4761	4,10	–	4,10	4,10	–	–	100,00

Capítulo 63 - Roraima

63.2 - Indicadores de acidentes do trabalho, segundo a Classificação Nacional de Atividades Econômicas (CNAE), dos estabelecimentos localizados no estado de Roraima - 2015

(conclusão)

CNAE	INDICADORES DE ACIDENTES DO TRABALHO						
	Incidência (por 1.000 vínculos)	Incidência de Doenças Ocupacionais (por 1.000 vínculos)	Incidência de Acidentes Típicos (por 1.000 vínculos)	Incidência de Incapacidade Temporária (por 1.000 vínculos)	Taxa de Mortalidade (por 100.000 vínculos)	Taxa de Letalidade (por 1.000 acidentes)	Acidentalidade para a faixa 16 a 34 anos (por 100 acidentes)
4763	–	–	–	–	–	–	–
4771	5,72	–	–	5,72	–	–	60,00
4772	–	–	–	–	–	–	–
4774	–	–	–	–	–	–	–
4781	1,87	–	–	1,87	–	–	100,00
4782	–	–	–	–	–	–	–
4789	7,36	–	–	7,36	–	–	100,00
4921	3,72	–	3,72	3,72	–	–	–
4922	10,79	–	3,60	10,79	–	–	–
4930	7,64	–	5,09	5,09	–	–	100,00
5211	49,55	–	49,55	49,55	–	–	80,00
5310	77,09	–	47,11	47,11	–	–	44,44
5510	2,06	–	2,06	2,06	–	–	–
5611	3,10	–	0,52	2,58	–	–	50,00
5620	16,40	–	5,47	16,40	–	–	100,00
6010	–	–	–	–	–	–	–
6021	4,67	–	4,67	4,67	–	–	100,00
6421	5,36	–	–	–	–	–	–
6422	–	–	–	–	–	–	–
6423	–	–	–	–	–	–	–
6912	–	–	–	–	–	–	–
6920	2,31	–	2,31	2,31	–	–	100,00
7020	6,45	–	–	6,45	–	–	–
7210	34,48	17,24	8,62	25,86	–	–	–
7711	9,42	–	6,28	9,42	–	–	33,33
7810	–	–	–	–	–	–	–
7820	5,22	–	–	5,22	–	–	100,00
7911	9,12	–	–	9,12	–	–	–
8011	4,31	–	–	4,31	–	–	100,00
8012	10,70	–	2,67	10,70	–	–	50,00
8121	5,52	–	1,10	4,97	–	–	60,00
8220	18,13	–	–	18,13	–	–	100,00
8299	2,77	–	–	2,77	–	–	100,00
8411	0,19	–	0,13	0,19	6,49	333,33	–
8412	–	–	–	–	–	–	–
8423	–	–	–	–	–	–	–
8430	–	–	–	–	–	–	–
8511	27,59	–	2,30	27,59	–	–	41,67
8512	–	–	–	–	–	–	–
8520	4,42	–	–	4,42	–	–	100,00
8531	–	–	–	–	–	–	–
8532	2,79	–	2,79	2,79	–	–	–
8599	11,47	–	7,06	9,71	–	–	61,54
8610	100,35	–	89,90	48,08	–	–	43,75
8630	–	–	–	–	–	–	–
8640	8,22	–	4,11	4,11	–	–	–
8650	–	–	–	–	–	–	–
8660	–	–	–	–	–	–	–
8690	–	–	–	–	–	–	–
8800	–	–	–	–	–	–	–
9001	–	–	–	–	–	–	–
9412	–	–	–	–	–	–	–
9420	8,73	–	–	8,73	–	–	100,00
9430	3,34	–	3,34	3,34	–	–	100,00
9602	–	–	–	–	–	–	–
Outros(1)	15,70	–	10,73	15,08	31,10	19,80	72,28

Fonte: DATAPREV, CAT, SUB, CNIS.

Notas: 1. Os dados são preliminares, estando sujeitos a correções.
2. As atividades econômicas que apresentam valores zerados para os indicadores são aquelas onde não ocorreram acidentes no período

(1) Englobam as atividades que possuíam número médio de vínculos no ano menor que 100.

Capítulo 64 - Pará

64.1 - Indicadores de acidentes do trabalho, segundo a Classificação Nacional de Atividades Econômicas (CNAE), dos estabelecimentos localizados no estado do Pará - 2014

(continua)

CNAE	INDICADORES DE ACIDENTES DO TRABALHO						
	Incidência (por 1.000 vínculos)	Incidência de Doenças Ocupacionais (por 1.000 vínculos)	Incidência de Acidentes Típicos (por 1.000 vínculos)	Incidência de Incapacidade Temporária (por 1.000 vínculos)	Taxa de Mortalidade (por 100.000 vínculos)	Taxa de Letalidade (por 1.000 acidentes)	Acidentalidade para a faixa 16 a 34 anos (por 100 acidentes)
TOTAL	**14,10**	**0,16**	**8,94**	**10,95**	**7,31**	**5,18**	**52,87**
0111	61,42	–	6,47	61,42	–	–	26,32
0115	23,94	–	9,58	28,73	–	–	60,00
0133	10,53	0,33	7,57	9,21	32,91	31,25	46,88
0139	51,03	0,16	48,97	31,40	7,95	1,56	71,34
0142	34,24	–	30,44	34,24	–	–	77,78
0151	25,34	0,67	21,67	22,00	44,45	17,54	53,95
0155	22,39	–	20,79	21,99	–	–	64,29
0161	10,00	0,38	7,69	10,00	38,46	38,46	57,69
0162	10,47	–	10,47	10,47	–	–	25,00
0210	15,81	–	15,81	14,45	–	–	54,29
0220	22,25	–	18,66	20,82	–	–	38,71
0230	38,78	–	33,46	25,85	–	–	62,75
0311	11,80	2,62	9,18	11,80	–	–	22,22
0710	11,47	0,50	9,56	1,81	–	–	61,40
0721	14,82	0,29	14,24	0,87	–	–	60,78
0724	39,28	–	36,47	28,05	–	–	67,86
0729	18,14	–	15,50	1,98	–	–	78,18
0810	11,29	–	10,59	9,88	–	–	50,00
0899	9,84	–	9,84	–	–	–	–
1011	40,85	0,13	36,67	36,79	12,69	3,11	71,43
1012	28,34	–	14,17	28,34	–	–	66,67
1013	47,12	–	39,87	47,12	–	–	57,69
1020	34,09	–	31,74	34,09	–	–	51,72
1031	15,21	1,32	11,24	14,55	–	–	78,26
1032	4,40	–	2,20	4,40	–	–	–
1033	4,99	–	2,49	4,99	–	–	50,00
1041	28,91	–	22,71	26,15	–	–	69,05
1042	21,04	1,75	12,28	19,29	–	–	75,00
1051	13,74	–	6,87	20,61	–	–	100,00
1052	19,06	–	15,01	19,06	57,75	30,30	78,79
1053	2,02	–	2,02	2,02	–	–	–
1061	–	–	–	–	–	–	–
1062	40,33	–	40,33	40,33	–	–	84,62
1064	9,33	–	–	9,33	–	–	–
1066	7,10	–	7,10	7,10	–	–	66,67
1091	6,19	–	2,75	6,19	–	–	44,44
1092	16,82	–	9,94	16,82	–	–	68,18
1094	5,65	–	5,65	5,65	–	–	66,67
1095	7,72	1,93	3,86	11,57	–	–	50,00
1099	11,11	–	9,26	9,88	61,73	55,56	88,89
1113	28,68	–	22,95	27,54	–	–	72,00
1121	5,30	–	1,32	5,30	–	–	50,00
1122	61,20	0,81	57,17	20,94	–	–	73,68
1312	95,59	–	77,98	95,59	–	–	78,07
1412	–	–	–	–	–	–	–
1413	1,48	–	–	1,48	–	–	100,00
1422	–	–	–	–	–	–	–
1510	23,67	–	23,67	23,67	–	–	38,89
1531	8,24	–	8,24	8,24	–	–	66,67
1610	21,14	0,09	19,02	20,26	61,65	29,17	57,50
1621	13,46	–	12,42	12,94	–	–	61,54
1622	3,98	–	1,99	1,99	–	–	–
1629	24,13	–	13,79	24,13	–	–	71,43
1710	38,11	–	38,11	34,65	–	–	54,55
1721	40,04	–	36,87	40,04	–	–	65,79
1811	–	–	–	–	–	–	–
1813	4,36	–	2,90	4,36	–	–	33,33
1921	106,19	–	91,71	101,37	–	–	54,55
1931	22,39	–	13,23	22,39	–	–	72,73
2014	28,06	–	28,06	9,35	–	–	33,33
2061	11,37	–	11,37	11,37	–	–	50,00
2062	26,34	–	20,49	26,34	–	–	66,67
2063	21,02	–	14,01	21,02	175,13	83,33	75,00
2071	7,60	–	–	7,60	–	–	50,00
2099	–	–	–	–	–	–	–
2212	8,07	–	8,07	8,07	–	–	50,00
2222	31,77	–	25,81	31,77	–	–	62,50
2223	45,51	–	45,51	45,51	–	–	33,33
2229	2,20	–	2,20	2,20	–	–	–
2311	39,79	–	31,83	39,79	–	–	100,00
2320	41,11	–	36,43	29,89	–	–	75,00
2330	12,37	–	11,62	9,34	25,25	20,41	53,06
2341	–	–	–	–	–	–	–
2342	5,98	–	5,05	6,17	–	–	59,38
2391	15,97	–	15,97	15,97	–	–	100,00
2411	28,45	–	25,17	25,17	–	–	38,46
2423	7,18	–	6,38	5,58	–	–	66,67
2441	31,51	0,34	28,80	5,42	–	–	54,84
2449	12,07	–	8,05	–	–	–	33,33
2511	17,45	0,97	11,64	15,52	–	–	61,11
2512	18,29	–	13,71	18,29	–	–	100,00
2513	52,84	–	52,84	11,74	–	–	66,67
2542	7,58	–	–	–	–	–	–
2593	21,75	–	21,75	21,75	–	–	66,67
2599	15,73	–	15,73	11,80	–	–	50,00
2710	–	–	–	–	–	–	–

Capítulo 64 - Pará

64.1 - Indicadores de acidentes do trabalho, segundo a Classificação Nacional de Atividades Econômicas (CNAE), dos estabelecimentos localizados no estado do Pará - 2014

(continuação)

CNAE	INDICADORES DE ACIDENTES DO TRABALHO						
	Incidência (por 1.000 vínculos)	Incidência de Doenças Ocupacionais (por 1.000 vínculos)	Incidência de Acidentes Típicos (por 1.000 vínculos)	Incidência de Incapacidade Temporária (por 1.000 vínculos)	Taxa de Mortalidade (por 100.000 vínculos)	Taxa de Letalidade (por 1.000 acidentes)	Acidentalidade para a faixa 16 a 34 anos (por 100 acidentes)
2733	11,12	–	11,12	6,67	–	–	80,00
2822	16,35	–	–	–	–	–	100,00
2825	–	–	–	–	–	–	–
2829	27,38	–	27,38	10,95	–	–	60,00
2854	–	–	–	–	–	–	–
2930	33,90	–	33,90	33,90	–	–	90,00
2950	5,35	–	5,35	5,35	–	–	100,00
3011	14,90	–	13,99	14,45	–	–	60,61
3101	24,23	–	20,77	22,84	–	–	57,14
3102	–	–	–	–	–	–	–
3104	9,95	–	7,47	8,71	–	–	75,00
3299	6,18	–	3,09	6,18	–	–	100,00
3311	9,96	–	9,96	4,98	–	–	75,00
3312	39,76	13,25	19,88	36,44	–	–	66,67
3313	6,05	–	–	–	–	–	100,00
3314	4,78	–	3,82	4,78	–	–	60,00
3317	6,76	–	3,38	6,76	–	–	50,00
3321	20,27	–	15,93	17,37	–	–	42,86
3329	4,26	–	4,26	4,26	–	–	–
3512	4,27	–	–	8,53	426,59	1.000,00	–
3514	29,17	2,29	22,31	27,45	57,19	19,61	31,37
3600	10,70	–	7,91	10,24	–	–	26,09
3702	5,46	–	5,46	4,55	–	–	16,67
3811	8,07	–	6,73	7,62	44,84	55,56	66,67
3821	35,66	–	35,66	26,75	–	–	50,00
3822	25,42	–	23,11	16,18	–	–	45,45
3832	–	–	–	–	–	–	–
4110	38,85	–	35,22	38,49	36,31	9,35	53,27
4120	20,13	0,29	17,08	18,24	19,48	9,68	52,10
4211	18,08	0,39	15,63	9,97	48,86	27,03	56,76
4212	10,74	–	9,40	4,48	–	–	58,33
4213	12,40	–	12,40	10,85	–	–	50,00
4221	37,55	0,03	32,96	7,66	5,84	1,56	60,23
4222	1,73	–	1,73	1,73	–	–	–
4292	23,30	–	22,36	6,01	37,58	16,13	58,87
4299	20,74	0,33	17,12	16,46	–	–	57,14
4311	–	–	–	–	–	–	–
4312	4,20	–	4,20	1,40	–	–	33,33
4313	13,31	–	11,50	10,68	49,29	37,04	59,26
4321	24,08	–	16,57	22,79	25,90	10,75	69,89
4322	5,87	–	5,87	2,20	–	–	62,50
4329	11,75	–	9,79	0,78	–	–	73,33
4330	5,32	–	4,26	5,32	–	–	20,00
4391	36,46	–	34,18	30,77	–	–	53,13
4399	13,01	–	11,48	12,25	–	–	37,25
4511	8,02	0,33	5,89	7,03	–	–	57,14
4520	13,36	0,70	9,85	13,01	–	–	63,16
4530	5,31	–	3,79	5,41	–	–	69,39
4541	6,20	–	1,60	6,20	–	–	58,06
4616	–	–	–	–	–	–	–
4617	11,39	–	11,39	11,39	–	–	50,00
4618	–	–	–	–	–	–	–
4619	6,68	–	6,68	6,68	–	–	66,67
4623	8,66	–	5,77	8,66	–	–	41,67
4631	8,42	8,42	–	8,42	–	–	100,00
4632	16,12	1,79	5,37	16,12	–	–	44,44
4633	9,38	–	4,69	8,71	–	–	64,29
4634	5,54	1,11	3,33	5,54	110,86	200,00	20,00
4635	23,87	–	17,75	20,50	–	–	75,64
4636	13,98	–	–	13,98	–	–	50,00
4637	3,34	–	3,34	3,34	–	–	80,00
4639	7,39	0,12	4,38	7,27	–	–	62,50
4641	4,62	1,54	–	4,62	–	–	–
4642	–	–	–	–	–	–	–
4643	–	–	–	–	–	–	–
4644	15,51	–	9,52	15,16	–	–	63,64
4645	–	–	–	–	–	–	–
4646	10,26	–	2,93	10,26	–	–	78,57
4647	–	–	–	–	–	–	–
4649	4,28	0,71	3,57	4,28	–	–	66,67
4652	–	–	–	–	–	–	–
4661	8,29	–	4,74	7,11	–	–	57,14
4662	22,51	–	17,82	10,32	–	–	79,17
4663	24,42	–	21,37	24,42	–	–	50,00
4664	–	–	–	–	–	–	–
4665	9,02	–	9,02	9,02	–	–	100,00
4669	15,30	–	–	11,47	–	–	50,00
4671	8,99	–	8,99	8,99	–	–	55,56
4672	23,80	–	23,80	23,80	–	–	42,86
4673	13,64	–	6,82	13,64	–	–	50,00
4674	27,91	–	27,91	27,91	–	–	60,00
4679	12,98	–	10,62	12,98	58,99	45,45	86,36
4681	8,19	–	6,82	8,19	–	–	66,67
4682	44,28	–	35,42	31,00	–	–	60,00
4683	2,26	–	–	2,26	–	–	–
4684	6,78	–	–	6,78	–	–	–
4687	5,37	–	2,69	5,37	–	–	50,00

Capítulo 64 - Pará

64.1 - Indicadores de acidentes do trabalho, segundo a Classificação Nacional de Atividades Econômicas (CNAE), dos estabelecimentos localizados no estado do Pará - 2014

(continuação)

CNAE	INDICADORES DE ACIDENTES DO TRABALHO						
	Incidência (por 1.000 vínculos)	Incidência de Doenças Ocupacionais (por 1.000 vínculos)	Incidência de Acidentes Típicos (por 1.000 vínculos)	Incidência de Incapacidade Temporária (por 1.000 vínculos)	Taxa de Mortalidade (por 100.000 vínculos)	Taxa de Letalidade (por 1.000 acidentes)	Acidentalidade para a faixa 16 a 34 anos (por 100 acidentes)
4689	11,34	–	6,80	11,34	–	–	60,00
4691	4,12	–	4,12	4,12	–	–	25,00
4693	6,12	–	4,59	6,12	–	–	75,00
4711	11,97	0,14	8,98	11,83	3,43	2,87	62,46
4712	2,06	–	1,52	2,06	–	–	57,89
4713	6,36	–	4,05	6,36	–	–	81,82
4721	3,64	–	2,32	3,64	–	–	72,73
4722	5,41	1,35	2,03	5,41	–	–	75,00
4723	4,85	–	1,21	4,85	–	–	25,00
4724	3,46	–	–	3,46	–	–	100,00
4729	6,43	–	3,80	6,43	–	–	59,09
4731	3,72	–	1,92	3,72	11,99	32,26	58,06
4732	–	–	–	–	–	–	–
4741	5,31	–	3,54	5,31	–	–	66,67
4742	6,49	–	6,49	5,41	–	–	16,67
4743	2,50	–	2,50	2,50	–	–	50,00
4744	4,20	0,13	3,06	4,06	–	–	61,90
4751	8,45	–	3,07	8,45	–	–	45,45
4752	3,36	–	2,52	2,52	–	–	100,00
4753	3,13	–	1,30	2,87	26,08	83,33	100,00
4754	7,34	–	5,51	7,28	–	–	69,44
4755	1,43	0,24	0,48	1,43	–	–	33,33
4756	5,82	–	5,82	5,82	–	–	–
4757	3,26	–	1,63	3,26	–	–	100,00
4759	1,60	–	0,80	1,60	–	–	50,00
4761	1,36	–	–	1,36	–	–	66,67
4763	4,04	–	1,15	4,04	–	–	71,43
4771	3,04	0,09	1,04	2,95	–	–	60,00
4772	0,59	–	–	0,59	–	–	100,00
4773	–	–	–	–	–	–	–
4774	1,82	–	0,61	1,82	–	–	100,00
4781	2,18	0,06	1,68	1,74	–	–	82,86
4782	1,88	–	0,94	1,88	–	–	33,33
4783	2,73	–	–	2,73	–	–	100,00
4784	10,66	–	6,51	10,66	59,20	55,56	77,78
4789	4,27	–	1,74	3,68	–	–	72,73
4921	7,61	0,88	4,97	7,31	9,75	12,82	43,59
4922	19,42	–	13,35	18,82	–	–	34,38
4923	5,70	–	2,85	4,28	–	–	–
4924	9,85	–	–	9,85	–	–	–
4929	8,34	–	3,85	7,69	–	–	61,54
4930	13,50	0,07	9,74	11,13	27,84	20,62	46,39
5021	13,05	–	11,01	12,65	40,79	31,25	34,38
5022	3,23	–	3,23	3,23	–	–	50,00
5030	17,73	–	8,86	11,82	–	–	16,67
5091	9,79	1,63	8,16	9,79	–	–	33,33
5111	24,12	–	7,09	21,28	–	–	47,06
5112	4,14	–	–	4,14	–	–	–
5211	25,36	–	14,49	25,36	–	–	85,71
5212	14,40	–	2,88	14,40	–	–	50,00
5222	3,98	–	–	3,98	–	–	–
5223	–	–	–	–	–	–	–
5229	3,06	–	3,06	3,06	–	–	100,00
5231	22,99	–	15,33	18,73	85,14	37,04	55,56
5232	–	–	–	–	–	–	–
5240	10,10	–	7,69	8,17	–	–	47,62
5250	17,05	–	8,52	16,10	–	–	77,78
5310	55,95	1,18	50,83	53,19	–	–	32,39
5320	5,11	2,56	2,56	5,11	–	–	50,00
5510	4,90	0,28	3,50	4,62	–	–	54,29
5590	–	–	–	–	–	–	–
5611	4,46	0,07	3,06	3,99	6,66	14,93	53,73
5620	13,22	0,18	10,32	4,71	–	–	65,75
5822	2,33	–	2,33	2,33	–	–	–
5829	–	–	–	–	–	–	–
5914	–	–	–	–	–	–	–
6010	3,54	1,18	1,18	3,54	–	–	–
6021	5,21	–	1,74	5,21	–	–	16,67
6110	8,82	1,47	5,88	8,82	–	–	83,33
6120	7,87	–	6,56	7,87	–	–	50,00
6130	4,25	–	4,25	4,25	–	–	–
6141	5,77	–	5,77	5,77	–	–	–
6190	5,77	–	3,84	4,80	–	–	66,67
6204	11,33	–	3,78	11,33	–	–	100,00
6209	8,51	–	7,10	5,68	–	–	16,67
6311	3,77	–	1,88	3,77	–	–	–
6421	8,08	0,90	4,79	7,78	–	–	33,33
6422	13,67	4,24	7,07	13,67	–	–	34,48
6423	1,91	–	1,91	1,91	–	–	66,67
6424	6,38	–	3,19	3,19	–	–	50,00
6462	5,41	–	5,41	5,41	–	–	100,00
6463	16,75	–	16,75	8,37	–	–	100,00
6491	5,40	–	–	5,40	–	–	–
6493	8,34	–	–	8,34	–	–	–
6550	2,20	–	1,10	2,20	–	–	100,00
6619	9,04	–	4,52	9,04	–	–	100,00
6622	2,41	–	–	2,41	–	–	–
6810	15,27	–	8,27	15,27	–	–	58,33

Capítulo 64 - Pará

64.1 - Indicadores de acidentes do trabalho, segundo a Classificação Nacional de Atividades Econômicas (CNAE), dos estabelecimentos localizados no estado do Pará - 2014

(conclusão)

CNAE	INDICADORES DE ACIDENTES DO TRABALHO						
	Incidência (por 1.000 vínculos)	Incidência de Doenças Ocupacionais (por 1.000 vínculos)	Incidência de Acidentes Típicos (por 1.000 vínculos)	Incidência de Incapacidade Temporária (por 1.000 vínculos)	Taxa de Mortalidade (por 100.000 vínculos)	Taxa de Letalidade (por 1.000 acidentes)	Acidentalidade para a faixa 16 a 34 anos (por 100 acidentes)
6821	8,26	–	–	8,26	–	–	75,00
6822	6,88	–	6,88	6,88	–	–	25,00
6911	–	–	–	–	–	–	–
6912	2,77	–	–	2,77	–	–	50,00
6920	2,57	–	1,03	2,57	–	–	60,00
7020	7,36	–	7,36	4,91	–	–	33,33
7111	26,50	–	26,50	6,63	–	–	100,00
7112	34,80	–	30,82	20,55	33,14	9,52	62,86
7119	14,33	1,30	11,72	7,82	–	–	36,36
7120	14,84	–	–	14,84	–	–	50,00
7210	6,73	–	5,39	5,39	–	–	60,00
7220	3,04	–	0,76	2,28	–	–	50,00
7311	–	–	–	–	–	–	–
7312	–	–	–	–	–	–	–
7319	2,23	–	–	2,23	–	–	100,00
7420	21,10	–	–	21,10	–	–	–
7490	13,63	–	12,94	12,26	–	–	70,00
7500	–	–	–	–	–	–	–
7711	5,23	–	2,61	4,57	–	–	50,00
7719	3,00	–	3,00	–	–	–	–
7721	–	–	–	–	–	–	–
7723	–	–	–	–	–	–	–
7732	5,18	–	4,15	4,15	–	–	40,00
7733	6,00	–	–	6,00	–	–	100,00
7739	15,31	1,09	9,84	10,93	–	–	71,43
7810	–	–	–	–	–	–	–
7820	5,72	–	5,15	3,62	19,06	33,33	60,00
7830	4,99	–	1,25	4,37	–	–	12,50
7911	3,97	–	2,64	3,97	–	–	33,33
7912	–	–	–	–	–	–	–
8011	4,92	0,08	0,94	4,85	15,63	31,75	49,21
8012	11,96	0,61	6,14	9,20	–	–	43,59
8111	10,74	1,34	2,68	9,40	–	–	100,00
8112	4,98	0,16	3,74	4,83	–	–	56,25
8121	4,99	0,12	3,45	3,82	–	–	44,44
8122	7,71	–	3,86	3,86	–	–	100,00
8129	4,66	–	4,66	–	–	–	40,00
8130	4,48	–	–	4,48	–	–	100,00
8211	6,11	–	5,60	4,07	–	–	58,33
8219	7,56	–	2,52	7,56	–	–	66,67
8220	24,53	–	21,65	21,65	–	–	82,35
8230	3,15	–	1,57	3,15	–	–	100,00
8291	6,19	–	–	6,19	–	–	60,00
8299	10,83	0,59	6,73	9,95	–	–	51,35
8411	0,45	0,01	0,28	0,40	–	–	32,43
8412	0,85	–	0,85	0,85	–	–	50,00
8413	–	–	–	–	–	–	–
8422	33,87	–	33,87	31,75	–	–	31,25
8423	–	–	–	–	–	–	–
8424	4,45	0,30	2,96	5,04	–	–	53,33
8430	0,93	–	0,93	0,93	–	–	100,00
8511	59,15	2,82	–	60,56	–	–	38,10
8512	0,93	0,23	0,46	0,93	–	–	50,00
8513	2,80	0,35	1,58	2,63	–	–	6,25
8520	3,94	–	2,95	2,95	–	–	58,33
8531	4,67	–	3,06	4,49	–	–	34,62
8532	4,81	0,69	2,75	4,81	–	–	71,43
8541	5,38	–	1,79	5,38	–	–	50,00
8550	3,85	–	3,85	3,85	–	–	–
8592	5,73	–	–	5,73	–	–	100,00
8593	2,60	–	0,87	3,46	–	–	66,67
8599	2,03	–	1,35	1,69	16,88	83,33	58,33
8610	25,35	0,25	20,72	11,55	–	–	51,20
8630	7,80	–	6,18	3,58	–	–	54,17
8640	8,55	–	5,91	5,50	–	–	57,14
8650	2,22	–	1,66	1,11	–	–	–
8660	53,84	–	44,27	21,54	–	–	37,78
8690	4,32	–	3,78	3,24	–	–	25,00
8712	–	–	–	–	–	–	–
8800	12,53	0,63	7,52	11,28	–	–	10,00
9001	12,05	–	4,02	12,05	–	–	66,67
9312	2,82	–	2,82	2,82	–	–	–
9313	2,41	–	2,41	2,41	–	–	50,00
9319	3,10	–	3,10	3,10	–	–	100,00
9321	10,78	–	5,39	10,78	–	–	100,00
9329	10,83	–	4,16	10,83	–	–	69,23
9411	15,77	–	15,77	11,83	–	–	75,00
9412	46,48	–	34,86	20,92	–	–	15,00
9420	10,26	–	9,41	10,26	–	–	50,00
9430	9,16	–	7,22	4,05	–	–	59,62
9491	1,59	–	0,96	1,59	–	–	20,00
9499	7,28	–	4,85	4,85	–	–	33,33
9511	–	–	–	–	–	–	–
9512	36,11	–	36,11	48,14	–	–	16,67
9521	6,14	–	3,07	6,14	–	–	100,00
9529	12,33	4,11	8,22	12,33	–	–	100,00
9601	3,42	–	1,71	3,42	–	–	50,00
9602	–	–	–	–	–	–	–
9603	3,77	–	3,01	3,01	–	–	80,00
9609	8,90	–	8,90	8,90	–	–	66,67
Outros(1)	61,95	0,30	25,86	55,64	60,15	9,71	48,06

Fonte: DATAPREV, CAT, SUB, CNIS.

Notas: 1. Os dados são preliminares, estando sujeitos a correções.
2. As atividades econômicas que apresentam valores zerados para os indicadores são aquelas onde não ocorreram acidentes no período.

(1) Englobam as atividades que possuíam número médio de vínculos no ano menor que 100.

Capítulo 64 - Pará

64.2 - Indicadores de acidentes do trabalho, segundo a Classificação Nacional de Atividades Econômicas (CNAE), dos estabelecimentos localizados no estado do Pará - 2015

(continua)

CNAE	INDICADORES DE ACIDENTES DO TRABALHO						
	Incidência (por 1.000 vínculos)	Incidência de Doenças Ocupacionais (por 1.000 vínculos)	Incidência de Acidentes Típicos (por 1.000 vínculos)	Incidência de Incapacidade Temporária (por 1.000 vínculos)	Taxa de Mortalidade (por 100.000 vínculos)	Taxa de Letalidade (por 1.000 acidentes)	Acidentalidade para a faixa 16 a 34 anos (por 100 acidentes)
TOTAL	**12,22**	**0,16**	**8,09**	**9,61**	**8,76**	**7,17**	**53,56**
0111	16,93	–	9,03	16,93	–	–	80,00
0115	6,45	–	6,45	6,45	–	–	66,67
0116	–	–	–	–	–	–	–
0121	–	–	–	–	–	–	–
0133	9,79	–	8,35	9,22	–	–	76,47
0135	–	–	–	–	–	–	–
0139	79,19	0,19	77,37	48,36	–	–	71,70
0142	70,80	–	65,74	70,80	–	–	57,14
0151	8,42	0,09	7,50	7,55	13,72	16,30	50,00
0155	13,30	–	11,08	13,30	–	–	70,83
0159	–	–	–	–	–	–	–
0161	6,46	–	6,24	5,17	21,52	33,33	76,67
0162	14,19	–	12,42	14,19	177,38	125,00	12,50
0163	–	–	–	–	–	–	–
0210	13,36	–	12,41	12,88	–	–	39,29
0220	21,62	–	20,92	19,53	–	–	58,06
0230	11,73	–	8,60	10,17	–	–	40,00
0311	6,21	1,04	5,18	6,21	–	–	66,67
0710	16,04	0,29	11,08	2,43	–	–	59,39
0721	3,80	0,29	3,21	1,46	–	–	46,15
0723	9,23	–	9,23	–	–	–	–
0724	16,13	–	12,55	10,76	179,27	111,11	55,56
0729	18,06	–	15,00	4,29	30,62	16,95	67,80
0810	8,65	–	6,48	6,48	–	–	41,67
1011	39,31	0,12	35,52	30,67	23,68	6,02	69,88
1012	19,00	–	8,14	19,00	–	–	71,43
1013	16,35	–	14,31	16,35	204,43	125,00	75,00
1020	34,66	–	31,20	34,66	–	–	43,33
1031	9,14	1,14	6,28	9,14	–	–	56,25
1032	2,16	–	–	2,16	–	–	100,00
1033	2,11	–	2,11	2,11	–	–	100,00
1041	59,12	–	52,10	48,10	–	–	68,64
1042	10,00	–	7,78	8,89	–	–	88,89
1051	22,86	7,62	7,62	22,86	–	–	100,00
1052	18,47	–	14,65	18,47	–	–	62,07
1053	3,75	–	3,75	3,75	–	–	100,00
1061	7,60	–	–	7,60	–	–	100,00
1062	114,15	–	93,66	114,15	–	–	74,36
1064	–	–	–	–	–	–	–
1066	4,65	–	4,65	4,65	–	–	100,00
1091	4,19	0,32	3,22	3,87	–	–	61,54
1092	12,08	–	10,47	12,08	–	–	53,33
1094	7,15	–	4,76	7,15	–	–	66,67
1095	5,49	–	2,74	5,49	–	–	25,00
1099	12,89	–	10,31	11,60	–	–	55,00
1113	30,56	–	26,03	27,16	–	–	48,15
1121	7,67	–	5,11	7,67	–	–	66,67
1122	47,51	–	44,49	31,67	–	–	66,67
1312	51,79	–	44,39	51,79	–	–	71,43
1412	–	–	–	–	–	–	–
1413	–	–	–	–	–	–	–
1510	22,82	–	20,13	22,82	–	–	52,94
1531	5,30	–	5,30	5,30	–	–	100,00
1610	16,51	0,28	14,72	16,33	28,31	17,14	54,29
1621	12,01	0,28	10,61	11,73	–	–	60,47
1622	28,18	–	25,61	28,18	–	–	54,55
1629	20,09	–	16,74	20,09	–	–	33,33
1710	57,59	–	56,19	39,33	–	–	63,41
1721	112,65	–	106,96	111,51	–	–	60,61
1811	7,25	–	–	7,25	–	–	–
1812	9,30	–	–	9,30	–	–	–
1813	4,48	–	2,98	4,48	–	–	66,67
1822	–	–	–	–	–	–	–
1921	227,69	–	213,16	208,32	–	–	55,32
1931	18,21	–	13,66	18,21	–	–	62,50
2013	34,51	–	34,51	17,25	–	–	–
2014	–	–	–	–	–	–	–
2061	9,20	–	3,07	9,20	–	–	66,67
2062	17,47	–	11,65	17,47	–	–	66,67
2063	19,17	1,37	15,07	17,80	–	–	64,29
2071	14,21	–	10,66	14,21	–	–	75,00
2092	16,65	–	16,65	4,16	–	–	100,00
2099	48,29	–	40,24	32,19	–	–	50,00
2212	16,13	–	16,13	14,33	–	–	44,44
2222	38,66	–	36,62	36,62	–	–	84,21
2223	54,76	–	46,94	54,76	–	–	42,86
2229	6,20	–	6,20	6,20	–	–	66,67
2311	13,95	–	13,95	13,95	–	–	50,00
2320	39,88	0,93	37,10	23,19	–	–	58,14
2330	15,21	0,62	13,66	10,24	–	–	63,27
2341	–	–	–	–	–	–	–
2342	6,46	–	5,09	6,85	58,74	90,91	69,70
2391	2,90	–	2,90	2,90	–	–	–
2411	28,32	–	28,32	28,32	–	–	14,29
2423	11,60	–	10,83	10,05	–	–	66,67
2441	31,20	–	28,33	3,18	–	–	56,12
2449	27,82	3,97	19,87	23,85	–	–	14,29
2511	7,35	–	7,35	5,14	–	–	90,00
2512	4,94	–	4,94	–	–	–	100,00
2513	10,17	–	10,17	–	–	–	50,00

Capítulo 64 - Pará

64.2 - Indicadores de acidentes do trabalho, segundo a Classificação Nacional de Atividades Econômicas (CNAE), dos estabelecimentos localizados no estado do Pará - 2015

(continuação)

CNAE	INDICADORES DE ACIDENTES DO TRABALHO						
	Incidência (por 1.000 vínculos)	Incidência de Doenças Ocupacionais (por 1.000 vínculos)	Incidência de Acidentes Típicos (por 1.000 vínculos)	Incidência de Incapacidade Temporária (por 1.000 vínculos)	Taxa de Mortalidade (por 100.000 vínculos)	Taxa de Letalidade (por 1.000 acidentes)	Acidentalidade para a faixa 16 a 34 anos (por 100 acidentes)
2539	5,54	–	5,54	2,77	–	–	100,00
2542	15,80	–	15,80	15,80	–	–	50,00
2593	12,35	–	12,35	12,35	–	–	50,00
2599	99,06	–	14,15	28,30	–	–	78,57
2733	8,34	–	8,34	6,25	–	–	50,00
2822	24,88	–	16,59	24,88	–	–	100,00
2829	11,83	–	11,83	5,92	–	–	50,00
2831	72,48	–	72,48	32,21	–	–	88,89
2854	16,19	–	16,19	8,10	–	–	50,00
2930	3,49	–	3,49	3,49	–	–	100,00
2950	–	–	–	–	–	–	–
3011	18,55	–	16,23	19,33	–	–	54,17
3101	18,84	–	17,20	18,84	81,90	43,48	56,52
3102	–	–	–	–	–	–	–
3104	17,93	–	14,67	16,30	–	–	72,73
3299	3,28	–	–	3,28	–	–	100,00
3311	6,01	–	6,01	3,00	–	–	100,00
3312	–	–	–	–	–	–	–
3313	5,27	–	5,27	5,27	–	–	100,00
3314	13,29	–	11,63	5,81	83,07	62,50	62,50
3317	9,10	–	9,10	9,10	–	–	100,00
3321	11,58	–	11,20	6,95	–	–	73,33
3329	–	–	–	–	–	–	–
3511	15,25	0,90	13,45	11,66	89,69	58,82	47,06
3512	13,95	–	9,30	13,95	–	–	66,67
3514	28,57	6,08	17,02	26,14	–	–	17,02
3600	11,77	–	9,81	10,30	–	–	8,33
3702	1,90	–	1,90	1,90	–	–	50,00
3811	8,07	0,47	7,12	7,12	47,48	58,82	64,71
3822	30,41	–	30,41	26,61	–	–	75,00
3832	–	–	–	–	–	–	–
4110	22,76	0,21	20,64	22,13	–	–	42,06
4120	15,32	0,10	12,61	14,18	10,06	6,56	48,58
4211	10,23	–	8,96	3,37	10,55	10,31	62,89
4212	41,98	–	37,14	38,75	–	–	42,31
4213	23,30	–	23,30	21,36	–	–	41,67
4221	22,64	0,03	20,94	6,48	17,05	7,53	58,43
4222	16,54	–	11,03	16,54	–	–	50,00
4292	16,50	–	13,38	6,24	–	–	55,91
4299	15,99	–	14,14	11,68	–	–	65,38
4312	4,68	–	3,12	–	–	–	66,67
4313	9,07	–	7,83	6,46	13,74	15,15	56,06
4321	18,13	–	15,15	15,65	24,84	13,70	73,97
4322	6,59	–	5,76	5,76	–	–	62,50
4329	5,05	–	4,04	1,01	–	–	70,00
4330	6,59	–	4,12	5,77	–	–	37,50
4391	19,10	–	17,19	17,19	–	–	40,00
4399	5,80	–	4,35	5,80	–	–	40,00
4511	7,44	–	5,24	7,44	–	–	70,45
4520	3,46	–	2,07	3,46	34,58	100,00	60,00
4530	5,22	0,11	3,41	5,11	–	–	69,39
4541	7,20	–	2,18	6,98	–	–	54,55
4611	–	–	–	–	–	–	–
4614	–	–	–	–	–	–	–
4617	–	–	–	–	–	–	–
4618	–	–	–	–	–	–	–
4619	14,24	–	10,17	14,24	–	–	57,14
4622	9,00	–	–	9,00	–	–	100,00
4623	8,58	–	5,00	8,58	–	–	66,67
4631	8,66	–	8,66	8,66	–	–	100,00
4632	10,81	1,54	4,63	9,26	–	–	42,86
4633	5,34	–	3,34	4,68	133,61	250,00	62,50
4634	2,19	–	2,19	2,19	–	–	50,00
4635	23,37	0,52	14,28	21,29	25,97	11,11	74,44
4636	–	–	–	–	–	–	–
4637	4,23	–	3,70	3,70	52,84	125,00	75,00
4639	5,12	0,23	2,44	5,12	–	–	70,45
4641	1,30	–	–	1,30	–	–	100,00
4642	1,60	–	–	1,60	–	–	–
4643	–	–	–	–	–	–	–
4644	11,51	–	7,33	11,51	34,89	30,30	66,67
4645	–	–	–	1,56	–	–	–
4646	11,63	–	4,11	11,63	–	–	64,71
4647	8,13	–	8,13	8,13	–	–	–
4649	3,57	–	1,78	3,57	–	–	75,00
4652	8,92	–	8,92	8,92	–	–	100,00
4661	14,54	–	13,43	12,31	–	–	92,31
4662	25,03	–	19,26	15,41	–	–	46,15
4663	9,27	–	9,27	12,36	–	–	33,33
4664	–	–	–	–	–	–	–
4669	3,90	–	3,90	3,90	–	–	100,00
4671	12,02	1,00	10,02	12,02	–	–	50,00
4672	13,30	–	13,30	13,30	–	–	75,00
4673	14,62	–	14,62	14,62	–	–	50,00
4674	14,54	4,85	4,85	14,54	–	–	33,33
4679	14,12	–	10,44	11,66	–	–	78,26
4681	7,93	–	6,34	6,34	–	–	80,00
4682	30,86	–	17,63	22,04	–	–	85,71
4683	7,82	–	5,21	7,82	260,59	333,33	66,67
4684	7,40	–	–	7,40	–	–	–
4686	–	–	–	–	–	–	–

Capítulo 64 - Pará

64.2 - Indicadores de acidentes do trabalho, segundo a Classificação Nacional de Atividades Econômicas (CNAE), dos estabelecimentos localizados no estado do Pará - 2015

(continuação)

CNAE	INDICADORES DE ACIDENTES DO TRABALHO						
	Incidência (por 1.000 vínculos)	Incidência de Doenças Ocupacionais (por 1.000 vínculos)	Incidência de Acidentes Típicos (por 1.000 vínculos)	Incidência de Incapacidade Temporária (por 1.000 vínculos)	Taxa de Mortalidade (por 100.000 vínculos)	Taxa de Letalidade (por 1.000 acidentes)	Acidentalidade para a faixa 16 a 34 anos (por 100 acidentes)
4687	2,52	–	2,52	2,52	–	–	100,00
4689	9,81	–	6,54	13,09	327,15	333,33	66,67
4691	4,77	–	2,86	4,77	–	–	50,00
4693	9,40	–	7,84	9,40	–	–	50,00
4711	12,84	0,10	10,34	12,57	6,65	5,18	64,51
4712	2,70	–	1,41	2,60	10,82	40,00	80,00
4713	6,98	–	4,36	6,69	–	–	66,67
4721	2,10	–	1,40	1,75	–	–	50,00
4722	9,56	–	9,56	9,56	–	–	85,71
4723	3,21	–	1,07	3,21	–	–	66,67
4724	4,67	–	1,56	4,67	–	–	66,67
4729	1,68	–	0,56	1,97	28,08	166,67	83,33
4731	2,51	–	0,68	2,51	11,42	45,45	59,09
4732	–	–	–	–	–	–	–
4741	–	–	–	–	–	–	–
4742	4,39	–	3,29	4,39	–	–	50,00
4743	2,46	–	1,23	2,46	–	–	100,00
4744	3,63	0,13	1,95	3,23	13,46	37,04	66,67
4751	3,90	–	1,30	3,90	–	–	77,78
4752	6,86	–	–	6,86	–	–	100,00
4753	1,74	–	0,29	1,74	–	–	83,33
4754	8,36	0,08	6,37	8,27	–	–	57,43
4755	0,47	–	0,23	0,47	–	–	–
4756	–	–	–	–	–	–	–
4757	–	–	–	–	–	–	–
4759	3,38	–	3,38	3,38	–	–	100,00
4761	1,91	0,48	0,95	1,91	–	–	75,00
4763	2,15	–	1,08	2,15	–	–	75,00
4771	2,75	–	1,17	2,75	8,33	30,30	72,73
4772	0,58	–	–	0,58	–	–	100,00
4773	5,05	–	–	5,05	–	–	–
4774	1,67	–	0,56	1,67	–	–	66,67
4781	2,06	0,13	1,06	2,06	6,25	30,30	75,76
4782	1,25	–	0,62	1,25	–	–	75,00
4783	–	–	–	–	–	–	–
4784	4,41	1,10	1,65	4,41	–	–	75,00
4789	3,47	–	2,45	3,06	–	–	52,94
4921	5,94	0,96	2,87	5,65	19,17	32,26	38,71
4922	6,86	–	4,57	6,86	–	–	16,67
4923	1,63	–	–	1,63	–	–	100,00
4924	7,33	–	–	7,33	–	–	–
4929	5,54	–	2,08	5,54	69,20	125,00	75,00
4930	14,18	0,14	10,41	11,76	49,89	35,18	51,76
5021	12,95	–	11,81	12,19	76,19	58,82	32,35
5022	3,68	–	2,45	3,68	–	–	33,33
5030	21,32	–	7,11	17,77	–	–	33,33
5091	7,19	–	7,19	7,19	–	–	20,00
5111	5,80	–	2,90	4,35	–	–	50,00
5112	8,81	–	4,41	4,41	440,69	500,00	–
5211	11,82	–	4,73	11,82	–	–	60,00
5212	13,27	–	1,47	13,27	–	–	55,56
5222	–	–	–	–	–	–	–
5223	3,59	–	–	3,59	–	–	–
5229	–	–	–	–	–	–	–
5231	35,48	–	30,12	14,73	–	–	37,74
5239	–	–	–	–	–	–	–
5240	7,72	0,45	5,90	6,81	–	–	41,18
5250	20,98	–	12,82	17,48	–	–	72,22
5310	77,73	0,81	66,80	65,58	–	–	35,94
5320	11,51	–	8,63	11,51	–	–	50,00
5510	3,51	–	2,81	3,37	–	–	48,00
5590	4,28	–	4,28	4,28	–	–	–
5611	3,46	0,20	2,22	3,20	6,53	18,87	49,06
5620	8,71	–	6,30	3,15	–	–	59,57
5812	6,85	–	4,57	6,85	–	–	33,33
5822	9,64	–	4,82	9,64	–	–	25,00
5829	–	–	–	–	–	–	–
5914	4,14	–	–	4,14	–	–	100,00
6010	1,09	–	–	1,09	–	–	–
6021	9,78	–	4,45	8,89	–	–	36,36
6110	1,26	–	–	1,26	–	–	–
6120	2,30	–	2,30	2,30	–	–	100,00
6130	–	–	–	–	–	–	–
6141	6,78	–	6,78	6,78	–	–	100,00
6190	10,54	–	7,91	8,78	–	–	66,67
6201	96,00	–	–	96,00	–	–	25,00
6204	25,39	–	–	25,39	–	–	100,00
6209	5,75	–	1,44	4,31	–	–	50,00
6311	3,67	–	3,67	1,84	–	–	50,00
6421	13,99	0,91	7,91	12,16	–	–	32,61
6422	17,59	3,88	10,51	16,45	–	–	41,56
6423	4,29	0,61	2,45	3,68	–	–	28,57
6424	–	–	–	–	–	–	–
6462	3,47	–	3,47	–	–	–	100,00
6491	36,23	–	27,17	36,23	–	–	50,00
6493	8,93	–	–	8,93	–	–	–
6550	6,21	–	2,07	6,21	–	–	100,00
6613	–	–	–	–	–	–	–
6619	–	–	–	–	–	–	–
6622	–	–	–	–	–	–	–
6810	12,80	–	10,67	11,38	71,11	55,56	55,56

Capítulo 64 - Pará

64.2 - Indicadores de acidentes do trabalho, segundo a Classificação Nacional de Atividades Econômicas (CNAE), dos estabelecimentos localizados no estado do Pará - 2015

(conclusão)

CNAE	INDICADORES DE ACIDENTES DO TRABALHO						
	Incidência (por 1.000 vínculos)	Incidência de Doenças Ocupacionais (por 1.000 vínculos)	Incidência de Acidentes Típicos (por 1.000 vínculos)	Incidência de Incapacidade Temporária (por 1.000 vínculos)	Taxa de Mortalidade (por 100.000 vínculos)	Taxa de Letalidade (por 1.000 acidentes)	Acidentalidade para a faixa 16 a 34 anos (por 100 acidentes)
6821	13,06	–	6,53	13,06	–	–	66,67
6822	8,39	–	6,45	8,39	–	–	61,54
6911	0,84	–	0,84	0,84	–	–	–
6912	2,64	–	1,32	2,64	–	–	50,00
6920	3,28	–	1,01	3,03	25,25	76,92	53,85
7020	15,99	–	14,39	14,39	–	–	30,00
7111	12,71	–	12,71	6,36	–	–	50,00
7112	17,43	–	15,68	11,85	–	–	70,00
7119	6,18	–	6,18	2,06	–	–	66,67
7120	6,01	–	6,01	6,01	–	–	–
7210	10,66	–	9,33	9,33	–	–	25,00
7220	2,45	0,82	–	2,45	–	–	33,33
7311	–	–	–	–	–	–	–
7312	–	–	–	–	–	–	–
7319	4,31	–	–	4,31	–	–	75,00
7420	19,42	–	14,56	19,42	–	–	50,00
7490	13,81	–	9,50	10,36	172,65	125,00	62,50
7500	8,17	–	8,17	8,17	–	–	100,00
7711	3,34	–	2,67	1,33	–	–	40,00
7719	4,33	–	4,33	8,66	–	–	100,00
7721	5,41	–	5,41	5,41	–	–	100,00
7723	–	–	–	–	–	–	–
7729	7,67	–	7,67	–	–	–	100,00
7732	10,87	–	8,89	9,88	98,83	90,91	54,55
7733	7,55	–	–	7,55	–	–	100,00
7739	18,18	–	15,76	10,91	–	–	60,00
7810	–	–	–	–	–	–	–
7820	4,31	–	3,60	1,80	–	–	79,17
7830	3,32	–	1,33	2,66	–	–	40,00
7911	3,74	–	2,49	3,74	–	–	–
8011	3,90	0,09	0,61	3,72	8,66	22,22	37,78
8012	12,52	0,29	6,99	9,90	–	–	51,16
8020	9,17	0,66	4,59	9,17	–	–	57,14
8111	5,11	1,70	0,85	4,26	–	–	33,33
8112	2,60	0,29	1,45	2,60	14,47	55,56	50,00
8121	3,27	0,26	1,90	2,48	–	–	38,00
8122	–	–	–	–	–	–	–
8129	7,33	–	5,24	4,71	–	–	57,14
8130	7,67	–	–	7,67	–	–	100,00
8211	8,21	2,90	3,38	7,25	–	–	41,18
8219	3,01	–	–	3,01	–	–	100,00
8220	5,51	–	2,75	2,75	137,74	250,00	75,00
8230	5,05	–	5,05	5,05	–	–	33,33
8291	2,53	0,51	–	2,53	–	–	80,00
8299	3,02	0,38	1,89	2,26	–	–	62,50
8411	0,51	0,06	0,32	0,40	0,64	12,66	24,05
8412	–	–	–	–	–	–	–
8413	–	–	–	–	–	–	–
8422	33,10	–	30,34	33,10	–	–	8,33
8423	–	–	–	–	–	–	–
8424	17,16	–	15,71	17,16	–	–	35,59
8430	2,03	–	1,01	2,03	–	–	–
8511	59,75	–	4,37	59,75	–	–	29,27
8512	0,66	–	0,22	0,66	–	–	–
8513	1,64	–	1,47	1,47	–	–	50,00
8520	1,00	–	0,33	0,67	–	–	66,67
8531	3,10	0,17	2,24	2,76	–	–	16,67
8532	2,42	–	1,81	2,42	–	–	50,00
8541	2,81	–	2,81	2,81	–	–	–
8592	–	–	–	–	–	–	–
8593	–	–	–	–	–	–	–
8599	3,47	0,37	1,46	2,92	–	–	73,68
8610	29,92	0,20	25,24	13,19	4,98	1,66	51,08
8630	3,45	–	1,73	1,97	24,65	71,43	28,57
8640	8,41	0,19	5,55	5,16	19,12	22,73	56,82
8650	1,23	–	0,82	1,23	–	–	100,00
8660	49,21	–	35,60	4,19	–	–	68,09
8690	2,67	–	2,13	1,60	–	–	40,00
8800	12,67	–	8,07	11,52	–	–	27,27
9001	8,14	–	8,14	8,14	407,06	500,00	50,00
9312	2,50	–	1,25	2,50	–	–	50,00
9313	0,55	–	0,55	0,55	–	–	–
9319	–	–	–	–	–	–	–
9321	5,38	–	5,38	5,38	–	–	–
9329	23,73	0,79	15,82	19,78	79,11	33,33	53,33
9411	5,66	–	5,66	5,66	–	–	100,00
9412	36,30	2,14	29,89	27,76	–	–	–
9420	4,09	–	1,64	4,09	–	–	–
9430	4,99	–	4,25	2,77	–	–	37,04
9491	2,24	–	0,96	2,24	–	–	14,29
9499	9,36	–	4,68	7,02	–	–	50,00
9511	2,90	–	1,45	2,90	–	–	–
9512	12,17	–	12,17	12,17	–	–	100,00
9521	–	–	–	–	–	–	–
9529	–	–	–	–	–	–	–
9601	2,82	–	2,82	4,23	–	–	50,00
9602	2,13	0,71	0,71	2,13	–	–	–
9603	6,02	–	4,52	6,02	–	–	37,50
9609	1,19	–	–	2,37	–	–	–
9700	2,33	–	2,33	2,33	–	–	50,00
Outros(1)	42,40	0,15	15,90	41,07	44,16	10,42	48,26

Fonte: DATAPREV, CAT, SUB, CNIS.

Notas: 1. Os dados são preliminares, estando sujeitos a correções.
2. As atividades econômicas que apresentam valores zerados para os indicadores são aquelas onde não ocorreram acidentes no período.

(1) Englobam as atividades que possuíam número médio de vínculos no ano menor que 100.

Capítulo 65 - Amapá

65.1 - Indicadores de acidentes do trabalho, segundo a Classificação Nacional de Atividades Econômicas (CNAE), dos estabelecimentos localizados no estado do Amapá - 2014

(continua)

CNAE	INDICADORES DE ACIDENTES DO TRABALHO						
	Incidência (por 1.000 vínculos)	Incidência de Doenças Ocupacionais (por 1.000 vínculos)	Incidência de Acidentes Típicos (por 1.000 vínculos)	Incidência de Incapacidade Temporária (por 1.000 vínculos)	Taxa de Mortalidade (por 100.000 vínculos)	Taxa de Letalidade (por 1.000 acidentes)	Acidentalidade para a faixa 16 a 34 anos (por 100 acidentes)
TOTAL	**9,43**	**0,19**	**4,07**	**8,62**	**4,74**	**5,03**	**51,26**
0151	–	–	–	–	–	–	–
0210	26,01	–	23,65	9,46	236,50	90,91	45,45
0710	5,44	–	5,44	4,08	–	–	75,00
0724	17,60	–	17,60	7,33	–	–	66,67
0810	–	–	–	–	–	–	–
0990	6,78	6,78	–	6,78	–	–	–
1053	5,39	–	5,39	5,39	–	–	100,00
1091	5,69	–	5,69	5,69	–	–	–
1610	28,24	–	28,24	12,10	–	–	57,14
1813	5,85	–	5,85	5,85	–	–	100,00
2342	11,90	–	9,92	11,90	–	–	50,00
2513	–	–	–	–	–	–	–
3011	–	–	–	–	–	–	–
3600	4,07	–	–	–	–	–	–
4120	10,44	0,27	8,79	9,89	–	–	44,74
4211	108,93	–	91,73	108,93	–	–	52,63
4221	25,09	–	15,96	22,81	–	–	27,27
4292	–	–	–	–	–	–	–
4313	18,99	–	18,99	18,99	–	–	37,50
4321	–	–	–	–	–	–	–
4399	7,76	–	7,76	7,76	–	–	50,00
4511	1,48	–	1,48	1,48	–	–	–
4520	4,69	4,69	–	4,69	–	–	–
4530	7,13	–	5,71	7,13	–	–	60,00
4541	5,04	2,52	2,52	5,04	–	–	–
4631	–	–	–	–	–	–	–
4632	–	–	–	–	–	–	–
4633	–	–	–	–	–	–	–
4634	8,19	–	8,19	8,19	–	–	50,00
4635	6,36	–	3,18	6,36	–	–	75,00
4637	–	–	–	–	–	–	–
4639	1,81	–	–	1,81	–	–	100,00
4646	–	–	–	–	–	–	–
4649	–	–	–	–	–	–	–
4679	20,97	–	20,97	15,73	–	–	50,00
4691	2,36	–	–	2,36	–	–	100,00
4693	9,05	–	7,92	9,05	–	–	75,00
4711	2,76	–	1,53	2,76	–	–	88,89
4712	–	–	–	–	–	–	–
4713	–	–	–	–	–	–	–
4721	–	–	–	–	–	–	–
4722	–	–	–	–	–	–	–
4723	–	–	–	–	–	–	–
4729	3,19	–	–	3,19	–	–	–
4731	1,28	–	–	1,28	–	–	100,00
4732	31,98	–	23,98	31,98	–	–	75,00
4741	–	–	–	–	–	–	–
4744	5,29	–	3,66	5,29	–	–	30,77
4751	4,68	–	–	4,68	–	–	100,00
4752	11,37	3,79	7,58	11,37	–	–	66,67
4753	6,24	–	4,37	6,24	–	–	80,00
4754	7,63	0,95	1,91	7,63	–	–	87,50
4755	4,77	–	2,38	7,15	238,33	500,00	100,00
4757	–	–	–	–	–	–	–
4761	–	–	–	–	–	–	–
4763	–	–	–	–	–	–	–
4771	3,01	–	–	3,01	–	–	33,33
4772	–	–	–	–	–	–	–
4774	–	–	–	–	–	–	–

Capítulo 65 - Amapá

65.1 - Indicadores de acidentes do trabalho, segundo a Classificação Nacional de Atividades Econômicas (CNAE), dos estabelecimentos localizados no estado do Amapá - 2014

(conclusão)

CNAE	INDICADORES DE ACIDENTES DO TRABALHO						
	Incidência (por 1.000 vínculos)	Incidência de Doenças Ocupacionais (por 1.000 vínculos)	Incidência de Acidentes Típicos (por 1.000 vínculos)	Incidência de Incapacidade Temporária (por 1.000 vínculos)	Taxa de Mortalidade (por 100.000 vínculos)	Taxa de Letalidade (por 1.000 acidentes)	Acidentalidade para a faixa 16 a 34 anos (por 100 acidentes)
4781	–	–	–	–	–	–	–
4782	–	–	–	–	–	–	–
4784	4,41	–	–	4,41	–	–	100,00
4789	3,16	–	2,11	3,16	105,28	333,33	66,67
4921	13,07	2,18	2,18	13,07	–	–	33,33
4922	5,82	–	5,82	5,82	–	–	–
4929	–	–	–	–	–	–	–
4930	8,60	–	7,64	7,64	95,53	111,11	44,44
5021	7,96	–	7,96	7,96	–	–	–
5030	–	–	–	–	–	–	–
5111	25,70	–	8,57	25,70	–	–	66,67
5240	22,26	–	14,84	22,26	–	–	66,67
5310	–	–	–	–	–	–	–
5510	1,20	–	1,20	1,20	–	–	–
5611	1,69	–	1,13	1,69	–	–	66,67
5620	3,87	–	3,87	3,87	–	–	50,00
6021	–	–	–	–	–	–	–
6190	17,25	–	11,50	17,25	–	–	66,67
6421	6,20	–	6,20	6,20	–	–	–
6422	5,10	2,55	–	5,10	–	–	50,00
6423	5,60	–	–	5,60	–	–	100,00
6550	40,69	–	38,43	13,56	–	–	50,00
6822	25,47	–	20,37	25,47	–	–	20,00
6912	–	–	–	–	–	–	–
6920	5,50	–	–	5,50	–	–	–
7112	28,29	–	28,29	25,72	–	–	63,64
7119	35,40	–	30,34	35,40	–	–	71,43
7711	6,27	–	–	6,27	–	–	–
7732	–	–	–	–	–	–	–
7733	–	–	–	–	–	–	–
7739	9,51	–	9,51	9,51	–	–	100,00
7810	1,90	–	–	1,90	–	–	–
7820	3,53	–	3,53	3,53	–	–	100,00
7911	–	–	–	–	–	–	–
8011	6,92	0,63	–	6,92	–	–	40,91
8012	2,50	–	2,50	2,50	–	–	100,00
8112	8,33	–	–	8,33	–	–	100,00
8121	2,51	–	–	2,51	–	–	50,00
8299	2,90	–	–	2,90	–	–	100,00
8411	0,57	0,06	0,40	0,45	–	–	90,00
8412	–	–	–	–	–	–	–
8423	–	–	–	–	–	–	–
8430	–	–	–	–	–	–	–
8512	2,26	–	1,13	3,38	–	–	50,00
8513	–	–	–	–	–	–	–
8520	–	–	–	–	–	–	–
8531	–	–	–	–	–	–	–
8532	–	–	–	–	–	–	–
8593	–	–	–	–	–	–	–
8599	5,40	–	2,16	5,40	–	–	60,00
8610	58,89	2,03	47,72	38,58	–	–	53,45
8630	–	–	–	–	–	–	–
8640	3,45	–	3,45	3,45	–	–	–
8800	4,98	–	2,49	4,98	–	–	50,00
9313	–	–	–	–	–	–	–
9420	–	–	–	–	–	–	–
9430	2,65	–	1,33	2,65	–	–	25,00
9491	–	–	–	–	–	–	–
9601	–	–	–	–	–	–	–
9602	–	–	–	–	–	–	–
Outros(1)	19,15	0,50	9,32	17,98	–	–	60,00

Fonte: DATAPREV, CAT, SUB, CNIS.

Notas: 1. Os dados são preliminares, estando sujeitos a correções.
2. As atividades econômicas que apresentam valores zerados para os indicadores são aquelas onde não ocorreram acidentes no período.

(1) Englobam as atividades que possuíam número médio de vínculos no ano menor que 100.

Capítulo 65 - Amapá

65.2 - Indicadores de acidentes do trabalho, segundo a Classificação Nacional de Atividades Econômicas (CNAE), dos estabelecimentos localizados no estado do Amapá - 2015

(continua)

CNAE	INDICADORES DE ACIDENTES DO TRABALHO						
	Incidência (por 1.000 vínculos)	Incidência de Doenças Ocupacionais (por 1.000 vínculos)	Incidência de Acidentes Típicos (por 1.000 vínculos)	Incidência de Incapacidade Temporária (por 1.000 vínculos)	Taxa de Mortalidade (por 100.000 vínculos)	Taxa de Letalidade (por 1.000 acidentes)	Acidentalidade para a faixa 16 a 34 anos (por 100 acidentes)
TOTAL	**8,23**	**0,09**	**4,28**	**7,10**	**9,47**	**11,51**	**53,13**
0151	–	–	–	–	–	–	–
0210	23,82	2,17	17,33	4,33	–	–	54,55
0724	10,36	–	10,36	4,44	–	–	28,57
0810	9,04	–	9,04	9,04	904,30	1.000,00	–
1053	15,11	–	10,07	15,11	–	–	33,33
1091	3,39	–	3,39	3,39	–	–	50,00
1610	28,35	–	28,35	20,25	–	–	57,14
1813	5,95	–	5,95	5,95	–	–	100,00
2342	24,86	–	24,86	20,72	–	–	66,67
3011	–	–	–	–	–	–	–
3511	13,53	–	8,12	8,12	–	–	40,00
3600	12,83	–	8,55	12,83	–	–	–
4110	8,85	–	8,85	8,85	–	–	–
4120	7,76	0,39	6,21	7,37	77,63	100,00	35,00
4221	26,44	–	13,22	26,44	–	–	50,00
4313	18,07	–	18,07	18,07	–	–	20,00
4399	4,51	–	4,51	4,51	–	–	100,00
4511	3,33	–	–	3,33	–	–	50,00
4520	–	–	–	–	–	–	–
4530	3,11	–	1,56	3,11	–	–	50,00
4541	3,04	–	–	3,04	–	–	100,00
4631	–	–	–	–	–	–	–
4632	5,72	–	5,72	5,72	–	–	–
4633	–	–	–	–	–	–	–
4634	12,64	–	4,21	16,86	–	–	100,00
4635	13,18	–	11,53	13,18	–	–	87,50
4637	–	–	–	–	–	–	–
4639	–	–	–	–	–	–	–
4646	–	–	–	–	–	–	–
4649	–	–	–	–	–	–	–
4679	20,76	–	20,76	20,76	–	–	–
4691	11,37	–	6,50	11,37	–	–	85,71
4693	10,14	–	4,34	10,14	–	–	57,14
4711	6,89	–	5,10	6,89	29,98	43,48	73,91
4712	2,35	0,59	1,17	2,35	–	–	75,00
4713	–	–	–	–	–	–	–
4721	2,46	–	2,46	2,46	–	–	–
4722	–	–	–	–	–	–	–
4729	–	–	–	–	–	–	–
4731	6,44	–	–	6,44	–	–	80,00
4732	–	–	–	–	–	–	–
4741	–	–	–	–	–	–	–
4744	6,84	–	2,99	6,84	–	–	62,50
4751	–	–	–	–	–	–	–
4752	6,39	–	3,19	6,39	–	–	50,00
4753	7,80	–	3,25	7,80	–	–	75,00
4754	15,74	–	8,39	15,74	–	–	93,33
4755	–	–	–	–	–	–	–
4757	–	–	–	–	–	–	–
4759	–	–	–	–	–	–	–
4761	–	–	–	–	–	–	–
4763	–	–	–	–	–	–	–
4771	1,95	–	0,98	1,95	–	–	50,00
4772	2,96	–	–	2,96	–	–	100,00
4774	–	–	–	–	–	–	–
4781	0,46	–	0,46	0,46	–	–	100,00
4782	–	–	–	–	–	–	–
4784	4,26	–	–	4,26	–	–	100,00
4789	2,36	–	–	2,36	–	–	100,00

Capítulo 65 - Amapá

65.2 - Indicadores de acidentes do trabalho, segundo a Classificação Nacional de Atividades Econômicas (CNAE), dos estabelecimentos localizados no estado do Amapá - 2015

(conclusão)

CNAE	INDICADORES DE ACIDENTES DO TRABALHO						
	Incidência (por 1.000 vínculos)	Incidência de Doenças Ocupacionais (por 1.000 vínculos)	Incidência de Acidentes Típicos (por 1.000 vínculos)	Incidência de Incapacidade Temporária (por 1.000 vínculos)	Taxa de Mortalidade (por 100.000 vínculos)	Taxa de Letalidade (por 1.000 acidentes)	Acidentalidade para a faixa 16 a 34 anos (por 100 acidentes)
4921	9,52	–	7,14	9,52	–	–	50,00
4922	–	–	–	–	–	–	–
4929	20,68	–	20,68	20,68	–	–	–
4930	13,86	–	10,39	10,39	–	–	25,00
5021	3,98	–	3,98	3,98	–	–	–
5111	17,65	–	8,82	17,65	–	–	50,00
5240	–	–	–	–	–	–	–
5310	–	–	–	–	–	–	–
5510	1,31	–	1,31	1,31	–	–	100,00
5611	3,49	–	2,32	2,91	58,12	166,67	66,67
5620	8,81	–	8,81	8,81	–	–	–
6021	–	–	–	–	–	–	–
6110	–	–	–	–	–	–	–
6190	25,09	–	25,09	25,09	–	–	83,33
6421	6,41	–	–	6,41	–	–	100,00
6422	2,62	2,62	–	2,62	–	–	–
6423	–	–	–	–	–	–	–
6550	46,48	–	34,86	18,59	–	–	45,00
6912	7,22	–	–	7,22	–	–	100,00
6920	–	–	–	–	–	–	–
7112	7,92	–	7,92	7,92	791,56	1.000,00	100,00
7119	14,85	–	14,85	12,99	–	–	50,00
7732	13,19	–	13,19	6,60	–	–	50,00
7733	–	–	–	–	–	–	–
7810	7,62	–	7,62	7,62	–	–	–
7820	–	–	–	–	–	–	–
7911	–	–	–	–	–	–	–
8011	6,00	–	0,50	6,00	–	–	66,67
8012	18,65	–	10,66	18,65	–	–	42,86
8112	–	–	–	–	–	–	–
8121	2,45	–	2,45	–	–	–	100,00
8122	–	–	–	–	–	–	–
8291	–	–	–	–	–	–	–
8299	3,27	–	3,27	3,27	–	–	–
8411	1,03	–	0,95	0,66	–	–	14,29
8423	–	–	–	–	–	–	–
8430	–	–	–	–	–	–	–
8512	–	–	–	–	–	–	–
8513	–	–	–	–	–	–	–
8520	12,89	–	12,89	12,89	–	–	50,00
8531	–	–	–	–	–	–	–
8532	–	–	–	–	–	–	–
8593	–	–	–	–	–	–	–
8599	2,31	–	1,16	2,31	–	–	50,00
8610	54,41	0,92	51,64	25,82	–	–	55,93
8630	–	–	–	–	–	–	–
8640	3,08	–	3,08	–	–	–	–
8650	–	–	–	–	–	–	–
8800	11,72	2,34	7,03	11,72	–	–	40,00
9313	6,43	–	–	6,43	–	–	–
9420	–	–	–	–	–	–	–
9430	2,43	–	–	2,43	–	–	100,00
9491	–	–	–	–	–	–	–
9601	6,43	–	–	6,43	–	–	100,00
9602	–	–	–	–	–	–	–
Outros(1)	9,55	0,16	5,67	8,58	16,19	16,95	52,54

Fonte: DATAPREV, CAT, SUB, CNIS.

Notas: 1. Os dados são preliminares, estando sujeitos a correções.
2. As atividades econômicas que apresentam valores zerados para os indicadores são aquelas onde não ocorreram acidentes no período.

(1) Englobam as atividades que possuíam número médio de vínculos no ano menor que 100

Capítulo 66 - Tocantins

66.1 - Indicadores de acidentes do trabalho, segundo a Classificação Nacional de Atividades Econômicas (CNAE), dos estabelecimentos localizados no estado de Tocantins - 2014

(continua)

CNAE	INDICADORES DE ACIDENTES DO TRABALHO						
	Incidência (por 1.000 vínculos)	Incidência de Doenças Ocupacionais (por 1.000 vínculos)	Incidência de Acidentes Típicos (por 1.000 vínculos)	Incidência de Incapacidade Temporária (por 1.000 vínculos)	Taxa de Mortalidade (por 100.000 vínculos)	Taxa de Letalidade (por 1.000 acidentes)	Acidentalidade para a faixa 16 a 34 anos (por 100 acidentes)
TOTAL	**7,14**	**0,12**	**4,06**	**6,61**	**8,30**	**11,62**	**57,00**
0111	27,11	1,43	19,98	27,11	–	–	52,63
0115	15,12	–	12,60	15,12	–	–	22,22
0133	–	–	–	–	–	–	–
0139	6,60	–	–	6,60	–	–	–
0141	111,19	4,12	65,89	115,31	411,81	37,04	59,26
0151	12,44	0,22	9,77	12,44	–	–	50,00
0155	11,07	–	11,07	11,07	–	–	33,33
0161	10,39	–	5,20	10,39	–	–	–
0162	26,85	–	26,85	26,85	–	–	33,33
0210	6,85	–	6,85	6,85	–	–	50,00
0220	17,26	–	17,26	17,26	–	–	66,67
0230	6,22	–	5,18	5,18	–	–	100,00
0810	16,63	–	13,06	15,44	118,75	71,43	71,43
0891	6,82	–	6,82	6,82	–	–	–
0893	5,34	–	2,67	5,34	–	–	–
1011	21,11	–	17,72	21,11	26,06	12,35	62,96
1012	6,15	0,77	5,38	6,15	–	–	100,00
1013	1,71	–	1,71	1,71	–	–	100,00
1020	11,57	–	5,78	5,78	–	–	50,00
1041	–	–	–	–	–	–	–
1052	12,80	–	8,00	12,80	–	–	37,50
1053	–	–	–	–	–	–	–
1061	19,66	–	15,13	18,15	–	–	38,46
1066	26,19	–	13,10	26,19	–	–	62,50
1091	7,58	–	7,58	7,58	–	–	66,67
1099	29,91	–	29,91	29,91	598,21	200,00	60,00
1411	5,80	–	–	5,80	–	–	100,00
1412	–	–	–	–	–	–	–
1510	24,73	–	19,03	24,73	–	–	76,92
1610	34,76	–	6,95	34,76	–	–	40,00
1813	–	–	–	–	–	–	–
1931	14,58	–	13,73	1,72	–	–	64,71
1932	43,86	–	43,86	43,86	–	–	100,00
2013	118,88	–	104,90	90,91	–	–	82,35
2071	83,62	–	76,66	83,62	–	–	75,00
2092	14,60	–	–	14,60	–	–	100,00
2212	25,10	–	25,10	25,10	–	–	50,00
2311	26,11	–	26,11	26,11	–	–	100,00
2320	9,25	–	9,25	–	–	–	100,00
2330	7,78	–	3,89	7,78	–	–	62,50
2341	10,48	–	10,48	10,48	–	–	100,00
2342	10,01	–	7,34	10,01	–	–	60,00
2391	6,86	–	6,86	6,86	–	–	–
2511	27,26	–	16,36	27,26	–	–	20,00
2512	9,72	–	9,72	9,72	–	–	–
2930	36,28	–	27,21	36,28	–	–	50,00
2950	13,11	–	13,11	13,11	–	–	–
3011	10,27	–	5,13	10,27	–	–	100,00
3101	–	–	–	–	–	–	–
3250	5,04	–	–	5,04	–	–	100,00
3314	33,33	–	33,33	33,33	–	–	75,00
3512	36,95	–	29,56	22,17	–	–	80,00
3514	29,19	–	25,68	23,35	–	–	52,00
3600	2,08	–	–	2,08	–	–	33,33
3811	14,61	–	7,30	14,61	–	–	50,00
3839	3,62	–	3,62	3,62	–	–	100,00
4110	6,33	–	3,62	5,43	–	–	71,43
4120	9,51	0,11	8,20	9,07	–	–	51,72
4211	11,89	–	10,31	11,89	79,29	66,67	46,67
4212	11,04	–	5,52	11,04	–	–	100,00

Capítulo 66 - Tocantins

66.1 - Indicadores de acidentes do trabalho, segundo a Classificação Nacional de Atividades Econômicas (CNAE), dos estabelecimentos localizados no estado de Tocantins - 2014

(continuação)

CNAE	INDICADORES DE ACIDENTES DO TRABALHO						
	Incidência (por 1.000 vínculos)	Incidência de Doenças Ocupacionais (por 1.000 vínculos)	Incidência de Acidentes Típicos (por 1.000 vínculos)	Incidência de Incapacidade Temporária (por 1.000 vínculos)	Taxa de Mortalidade (por 100.000 vínculos)	Taxa de Letalidade (por 1.000 acidentes)	Acidentalidade para a faixa 16 a 34 anos (por 100 acidentes)
4221	23,92	–	18,23	22,21	56,96	23,81	59,52
4222	–	–	–	–	–	–	–
4299	20,36	5,09	15,27	20,36	–	–	75,00
4311	–	–	–	–	–	–	–
4313	5,38	–	5,38	5,38	–	–	100,00
4321	35,60	1,98	23,73	35,60	–	–	77,78
4322	–	–	–	–	–	–	–
4330	11,70	–	11,70	11,70	–	–	66,67
4399	8,56	–	2,85	8,56	–	–	33,33
4511	7,17	–	3,86	7,17	–	–	69,23
4520	2,97	–	1,98	2,97	99,11	333,33	–
4530	4,02	–	1,67	4,02	–	–	66,67
4541	2,55	–	0,85	2,55	–	–	100,00
4622	11,97	–	–	11,97	–	–	100,00
4623	3,42	–	3,42	3,42	–	–	–
4632	4,51	–	–	4,51	–	–	100,00
4633	21,31	–	7,10	21,31	710,48	333,33	–
4634	17,01	–	8,50	17,01	–	–	100,00
4635	14,54	–	9,69	14,54	–	–	66,67
4637	8,41	–	–	8,41	–	–	100,00
4639	18,07	–	14,78	18,07	–	–	86,36
4644	–	–	–	–	–	–	–
4646	–	–	–	–	–	–	–
4647	9,95	–	9,95	9,95	–	–	100,00
4649	8,98	–	2,24	6,73	–	–	100,00
4661	22,22	–	14,81	22,22	–	–	100,00
4672	–	–	–	–	–	–	–
4679	3,88	–	1,94	1,94	–	–	50,00
4681	–	–	–	–	–	–	–
4683	–	–	–	–	–	–	–
4689	–	–	–	–	–	–	–
4691	–	–	–	–	–	–	–
4711	4,05	–	3,04	4,05	–	–	71,43
4712	0,48	–	0,48	0,48	–	–	100,00
4713	0,63	–	–	0,63	–	–	100,00
4721	3,76	–	–	3,76	–	–	50,00
4722	–	–	–	–	–	–	–
4723	8,73	–	5,82	8,73	–	–	100,00
4729	2,53	–	2,53	2,53	–	–	100,00
4731	3,61	0,48	0,96	3,61	24,06	66,67	60,00
4741	4,23	–	4,23	4,23	–	–	100,00
4742	14,81	–	7,41	14,81	–	–	100,00
4743	–	–	–	–	–	–	–
4744	4,15	0,32	2,24	4,15	31,94	76,92	61,54
4751	–	–	–	–	–	–	–
4752	2,87	–	–	2,87	–	–	100,00
4753	5,01	–	–	5,01	–	–	100,00
4754	1,28	0,64	0,64	1,28	–	–	–
4755	4,06	–	0,81	4,06	–	–	80,00
4757	–	–	–	–	–	–	–
4759	–	–	–	–	–	–	–
4761	2,32	–	2,32	2,32	–	–	–
4763	–	–	–	–	–	–	–
4771	1,33	0,44	0,44	1,33	–	–	100,00
4772	–	–	–	–	–	–	–
4774	–	–	–	–	–	–	–
4781	2,08	–	0,35	2,08	–	–	83,33
4782	1,26	–	–	1,26	–	–	100,00
4784	8,84	–	2,95	8,84	–	–	66,67
4789	2,65	–	2,65	2,65	–	–	60,00
4921	1,14	–	1,14	1,14	–	–	–
4922	11,99	–	10,00	11,99	–	–	–
4929	6,69	–	–	6,69	–	–	66,67
4930	10,58	0,54	7,05	9,77	54,27	51,28	28,21
5091	–	–	–	–	–	–	–
5111	25,71	–	6,43	25,71	–	–	75,00

Capítulo 66 - Tocantins

66.1 - Indicadores de acidentes do trabalho, segundo a Classificação Nacional de Atividades Econômicas (CNAE), dos estabelecimentos localizados no estado de Tocantins - 2014

(conclusão)

CNAE	INDICADORES DE ACIDENTES DO TRABALHO						
	Incidência (por 1.000 vínculos)	Incidência de Doenças Ocupacionais (por 1.000 vínculos)	Incidência de Acidentes Típicos (por 1.000 vínculos)	Incidência de Incapacidade Temporária (por 1.000 vínculos)	Taxa de Mortalidade (por 100.000 vínculos)	Taxa de Letalidade (por 1.000 acidentes)	Acidentalidade para a faixa 16 a 34 anos (por 100 acidentes)
5211	19,27	–	15,42	19,27	–	–	60,00
5212	14,29	–	7,15	14,29	–	–	50,00
5229	9,13	–	9,13	9,13	–	–	100,00
5240	33,26	–	19,96	33,26	–	–	100,00
5310	58,20	–	55,73	55,73	–	–	53,19
5320	17,60	8,80	8,80	17,60	–	–	50,00
5510	5,30	1,18	2,36	5,30	–	–	44,44
5611	2,16	–	0,86	2,16	–	–	70,00
5620	–	–	–	–	–	–	–
6010	–	–	–	–	–	–	–
6021	–	–	–	–	–	–	–
6110	–	–	–	–	–	–	–
6120	8,52	–	–	8,52	–	–	100,00
6209	22,10	–	14,73	22,10	–	–	66,67
6421	1,24	–	–	1,24	–	–	100,00
6422	13,57	4,07	6,79	10,86	–	–	50,00
6423	–	–	–	–	–	–	–
6424	–	–	–	–	–	–	–
6550	10,74	–	–	–	–	–	100,00
6810	5,76	–	5,76	–	–	–	100,00
6821	5,23	–	5,23	5,23	–	–	100,00
6822	7,33	–	7,33	7,33	–	–	100,00
6911	–	–	–	–	–	–	–
6912	–	–	–	–	–	–	–
6920	0,60	–	0,60	0,60	–	–	100,00
7020	0,79	–	–	0,79	–	–	–
7112	5,98	–	4,98	5,98	–	–	83,33
7119	11,33	–	5,66	11,33	–	–	–
7490	8,08	–	8,08	8,08	–	–	50,00
7711	3,92	–	3,92	3,92	–	–	–
7719	–	–	–	–	–	–	–
7732	–	–	–	–	–	–	–
7739	–	–	–	–	–	–	–
7911	6,13	–	–	6,13	–	–	–
8011	1,92	–	0,48	1,92	–	–	100,00
8012	3,32	–	3,32	3,32	–	–	–
8111	–	–	–	–	–	–	–
8112	–	–	–	–	–	–	–
8121	6,90	–	1,72	6,90	–	–	50,00
8129	–	–	–	–	–	–	–
8211	1,80	–	1,80	1,80	–	–	100,00
8219	–	–	–	–	–	–	–
8220	–	–	–	–	–	–	–
8230	–	–	–	–	–	–	–
8291	–	–	–	–	–	–	–
8299	–	–	–	–	–	–	–
8411	0,18	–	0,12	0,16	4,62	250,00	25,00
8412	–	–	–	–	–	–	–
8413	–	–	–	–	–	–	–
8423	–	–	–	–	–	–	–
8424	–	–	–	–	–	–	–
8511	21,72	–	–	21,72	–	–	40,00
8512	1,05	1,05	–	1,05	–	–	100,00
8513	1,40	–	1,40	0,70	–	–	–
8520	1,47	–	1,47	1,34	–	–	36,36
8531	–	–	–	–	–	–	–
8532	1,00	–	1,00	1,00	–	–	50,00
8541	9,58	–	–	9,58	–	–	100,00
8542	–	–	–	–	–	–	–
8593	–	–	–	–	–	–	–
8599	10,78	0,41	6,63	10,36	–	–	57,69
8610	15,73	0,70	13,63	4,19	–	–	55,56
8630	3,52	–	2,35	2,35	–	–	–
8640	11,47	–	7,64	6,12	–	–	73,33
8650	4,42	–	4,42	4,42	–	–	–
8660	–	–	–	–	–	–	–
8690	–	–	–	–	–	–	–
8730	–	–	–	–	–	–	–
8800	0,97	–	–	0,97	–	–	100,00
9313	–	–	–	–	–	–	–
9411	–	–	–	–	–	–	–
9420	4,32	–	4,32	4,32	–	–	50,00
9430	0,68	–	0,68	0,68	–	–	–
9491	–	–	–	–	–	–	–
9492	–	–	–	–	–	–	–
9499	3,93	–	–	3,93	–	–	100,00
9511	7,34	–	–	–	734,39	1.000,00	100,00
9529	–	–	–	–	–	–	–
9602	5,42	–	–	5,42	–	–	–
9603	4,58	4,58	–	4,58	–	–	100,00
9609	8,75	–	–	8,75	–	–	100,00
Outros(1)	15,33	–	6,16	13,43	31,60	20,62	59,79

Fonte: DATAPREV, CAT, SUB, CNIS.

Notas: 1. Os dados são preliminares, estando sujeitos a correções.
2. As atividades econômicas que apresentam valores zerados para os indicadores são aquelas onde não ocorreram acidentes no período.

(1) Englobam as atividades que possuíam número médio de vínculos no ano menor que 100.

Capítulo 66 - Tocantins

66.2 - Indicadores de acidentes do trabalho, segundo a Classificação Nacional de Atividades Econômicas (CNAE), dos estabelecimentos localizados no estado de Tocantins - 2015

(continua)

CNAE	INDICADORES DE ACIDENTES DO TRABALHO						
	Incidência (por 1.000 vínculos)	Incidência de Doenças Ocupacionais (por 1.000 vínculos)	Incidência de Acidentes Típicos (por 1.000 vínculos)	Incidência de Incapacidade Temporária (por 1.000 vínculos)	Taxa de Mortalidade (por 100.000 vínculos)	Taxa de Letalidade (por 1.000 acidentes)	Acidentalidade para a faixa 16 a 34 anos (por 100 acidentes)
TOTAL	**6,25**	**0,11**	**4,02**	**5,60**	**9,14**	**14,62**	**56,58**
0111	4,51	–	2,58	4,51	–	–	42,86
0115	6,25	–	4,91	6,25	–	–	71,43
0116	–	–	–	–	–	–	–
0133	9,52	–	9,52	9,52	–	–	50,00
0139	13,10	–	–	13,10	655,02	500,00	50,00
0141	84,72	3,85	69,32	84,72	–	–	54,55
0151	3,25	0,09	2,90	3,17	8,79	27,03	29,73
0155	12,87	1,43	11,44	12,87	–	–	66,67
0161	12,22	–	9,17	12,22	–	–	50,00
0162	4,98	–	4,98	4,98	–	–	–
0210	4,84	–	4,84	4,84	–	–	75,00
0220	10,82	–	10,82	10,82	–	–	–
0230	–	–	–	–	–	–	–
0322	–	–	–	–	–	–	–
0810	13,31	–	11,98	13,31	133,13	100,00	70,00
0891	–	–	–	–	–	–	–
1011	20,51	0,25	18,74	18,99	25,33	12,35	61,73
1012	14,50	–	13,94	13,38	–	–	76,92
1013	6,20	–	6,20	6,20	–	–	66,67
1020	–	–	–	–	–	–	–
1041	5,73	–	5,73	5,73	–	–	–
1051	–	–	–	–	–	–	–
1052	10,55	–	10,55	10,55	–	–	100,00
1053	9,48	–	9,48	9,48	–	–	100,00
1061	26,47	–	26,47	25,08	–	–	63,16
1066	18,03	–	12,88	18,03	–	–	71,43
1091	11,26	–	8,44	11,26	–	–	62,50
1099	5,47	–	5,47	5,47	–	–	–
1411	–	–	–	–	–	–	–
1412	–	–	–	–	–	–	–
1510	5,29	–	5,29	5,29	–	–	33,33
1813	14,80	–	4,93	14,80	–	–	66,67
1931	15,17	–	14,22	1,90	–	–	81,25
1932	82,32	–	82,32	77,74	–	–	83,33
2013	3,39	–	3,39	3,39	–	–	–
2071	72,34	–	72,34	72,34	–	–	55,56
2212	22,43	–	22,43	16,82	–	–	75,00
2311	13,06	–	13,06	13,06	–	–	100,00
2320	13,65	–	9,10	–	–	–	66,67
2330	8,34	–	6,49	8,34	–	–	77,78
2341	10,06	–	5,03	10,06	–	–	50,00
2342	6,30	–	4,20	6,30	–	–	33,33
2391	6,59	–	6,59	6,59	–	–	100,00
2511	10,67	–	10,67	5,33	–	–	50,00
2512	–	–	–	–	–	–	–
2930	–	–	–	–	–	–	–

Capítulo 66 - Tocantins

66.2 - Indicadores de acidentes do trabalho, segundo a Classificação Nacional de Atividades Econômicas (CNAE), dos estabelecimentos localizados no estado de Tocantins - 2015

(continuação)

CNAE	INDICADORES DE ACIDENTES DO TRABALHO						
	Incidência (por 1.000 vínculos)	Incidência de Doenças Ocupacionais (por 1.000 vínculos)	Incidência de Acidentes Típicos (por 1.000 vínculos)	Incidência de Incapacidade Temporária (por 1.000 vínculos)	Taxa de Mortalidade (por 100.000 vínculos)	Taxa de Letalidade (por 1.000 acidentes)	Acidentalidade para a faixa 16 a 34 anos (por 100 acidentes)
2950	–	–	–	–	–	–	–
3101	6,33	–	3,16	3,16	–	–	100,00
3250	4,65	–	–	4,65	–	–	100,00
3314	27,95	–	27,95	27,95	–	–	75,00
3511	4,53	–	–	4,53	453,00	1.000,00	–
3512	13,63	–	6,81	6,81	681,43	500,00	50,00
3514	57,32	–	44,47	33,60	–	–	68,97
3600	11,14	–	9,55	11,14	79,54	71,43	28,57
3811	27,60	–	18,40	27,60	–	–	83,33
3839	7,77	–	1,94	7,77	–	–	25,00
4110	9,09	–	6,29	8,39	–	–	61,54
4120	7,50	0,25	5,60	7,38	–	–	35,59
4211	12,23	–	10,48	8,73	–	–	42,86
4221	28,90	0,57	24,94	26,64	56,68	19,61	68,63
4222	7,38	–	4,92	4,92	–	–	66,67
4311	–	–	–	–	–	–	–
4313	7,22	–	7,22	9,02	180,42	250,00	25,00
4321	39,59	–	39,59	39,59	–	–	85,71
4322	12,47	–	6,24	12,47	–	–	50,00
4330	–	–	–	–	–	–	–
4399	2,37	–	2,37	2,37	–	–	–
4511	3,52	–	2,35	3,52	–	–	83,33
4520	3,67	–	2,75	3,67	91,75	250,00	75,00
4530	2,98	–	2,32	2,98	–	–	66,67
4541	3,34	–	–	3,34	–	–	75,00
4622	4,97	–	4,97	4,97	–	–	100,00
4623	–	–	–	–	–	–	–
4632	–	–	–	–	–	–	–
4633	–	–	–	–	–	–	–
4635	12,06	–	5,57	12,06	–	–	69,23
4637	2,53	–	2,53	2,53	–	–	100,00
4639	4,05	–	1,35	4,05	–	–	100,00
4641	–	–	–	–	–	–	–
4644	8,78	–	–	8,78	–	–	66,67
4646	–	–	–	–	–	–	–
4649	7,19	–	4,79	7,19	–	–	100,00
4661	–	–	–	–	–	–	–
4672	7,55	–	2,52	7,55	–	–	100,00
4679	5,90	–	3,94	3,94	–	–	66,67
4681	5,11	–	5,11	5,11	–	–	100,00
4683	2,71	–	2,71	2,71	–	–	100,00
4689	–	–	–	–	–	–	–
4691	10,85	–	10,85	10,85	–	–	100,00
4711	2,72	0,14	1,63	2,86	–	–	70,00
4712	1,45	0,48	0,96	1,45	–	–	66,67
4713	1,27	–	1,27	1,90	63,26	500,00	100,00
4721	2,03	–	–	2,03	–	–	–

Capítulo 66 - Tocantins

66.2 - Indicadores de acidentes do trabalho, segundo a Classificação Nacional de Atividades Econômicas (CNAE), dos estabelecimentos localizados no estado de Tocantins - 2015

(continuação)

CNAE	INDICADORES DE ACIDENTES DO TRABALHO						
	Incidência (por 1.000 vínculos)	Incidência de Doenças Ocupacionais (por 1.000 vínculos)	Incidência de Acidentes Típicos (por 1.000 vínculos)	Incidência de Incapacidade Temporária (por 1.000 vínculos)	Taxa de Mortalidade (por 100.000 vínculos)	Taxa de Letalidade (por 1.000 acidentes)	Acidentalidade para a faixa 16 a 34 anos (por 100 acidentes)
4722	–	–	–	–	–	–	–
4723	7,24	–	3,62	7,24	–	–	50,00
4729	4,58	–	3,05	4,58	–	–	100,00
4731	3,00	–	1,39	2,77	–	–	53,85
4741	4,37	–	–	4,37	–	–	100,00
4742	30,85	–	15,42	23,14	–	–	50,00
4743	8,53	–	4,27	8,53	–	–	100,00
4744	1,55	0,31	0,93	1,24	–	–	60,00
4751	7,33	–	–	7,33	–	–	100,00
4752	–	–	–	–	–	–	–
4753	2,22	–	1,11	2,22	–	–	50,00
4754	2,77	–	2,77	2,77	–	–	50,00
4755	2,53	–	–	2,53	–	–	66,67
4757	5,88	–	5,88	5,88	–	–	100,00
4759	3,80	–	3,80	3,80	–	–	100,00
4761	–	–	–	–	–	–	–
4763	–	–	–	–	–	–	–
4771	1,61	0,40	0,81	1,21	–	–	100,00
4772	3,72	–	3,72	3,72	–	–	100,00
4774	3,49	–	–	3,49	–	–	–
4781	0,34	–	–	0,34	–	–	–
4782	1,25	–	–	1,25	–	–	–
4784	–	–	–	–	–	–	–
4789	4,21	–	3,16	4,21	–	–	62,50
4921	2,49	–	2,49	2,49	–	–	50,00
4922	1,72	–	1,72	1,72	–	–	–
4929	4,02	–	4,02	4,02	–	–	100,00
4930	11,85	–	7,70	11,56	118,53	100,00	40,00
5091	–	–	–	–	–	–	–
5111	35,42	–	–	35,42	–	–	40,00
5211	5,93	–	2,97	5,93	–	–	100,00
5229	–	–	–	–	–	–	–
5240	20,06	–	13,37	20,06	–	–	33,33
5310	61,36	1,25	53,85	55,10	–	–	40,82
5320	27,75	–	20,81	27,75	–	–	100,00
5510	1,15	–	–	1,15	–	–	50,00
5611	2,47	0,21	1,03	2,47	–	–	41,67
5620	5,34	2,67	–	5,34	–	–	50,00
6010	4,91	–	–	4,91	–	–	100,00
6021	6,95	–	–	6,95	–	–	50,00
6110	13,83	–	9,22	13,83	–	–	33,33
6120	12,88	–	6,44	12,88	–	–	50,00
6204	6,33	6,33	–	6,33	–	–	–
6209	4,49	–	–	4,49	–	–	100,00
6421	–	–	–	–	–	–	–
6422	6,96	4,18	2,79	4,18	–	–	60,00
6423	–	–	–	–	–	–	–
6424	–	–	–	–	–	–	–

Capítulo 66 - Tocantins

66.2 - Indicadores de acidentes do trabalho, segundo a Classificação Nacional de Atividades Econômicas (CNAE), dos estabelecimentos localizados no estado de Tocantins - 2015

(conclusão)

CNAE	INDICADORES DE ACIDENTES DO TRABALHO						
	Incidência (por 1.000 vínculos)	Incidência de Doenças Ocupacionais (por 1.000 vínculos)	Incidência de Acidentes Típicos (por 1.000 vínculos)	Incidência de Incapacidade Temporária (por 1.000 vínculos)	Taxa de Mortalidade (por 100.000 vínculos)	Taxa de Letalidade (por 1.000 acidentes)	Acidentalidade para a faixa 16 a 34 anos (por 100 acidentes)
6550	4,98	–	4,98	–	–	–	–
6622	–	–	–	–	–	–	–
6810	4,74	–	4,74	4,74	–	–	–
6821	–	–	–	–	–	–	–
6822	6,01	–	6,01	6,01	–	–	–
6911	–	–	–	–	–	–	–
6912	–	–	–	–	–	–	–
6920	1,67	–	0,56	1,67	–	–	66,67
7020	2,31	–	2,31	1,54	–	–	66,67
7112	3,29	–	2,19	2,19	–	–	100,00
7119	6,02	–	6,02	6,02	–	–	–
7490	29,20	–	25,03	25,03	–	–	57,14
7711	7,91	–	–	7,91	–	–	–
7732	3,57	–	–	3,57	–	–	–
7739	11,60	–	5,80	11,60	–	–	100,00
7911	–	–	–	–	–	–	–
8011	1,57	–	–	1,57	–	–	33,33
8012	3,33	–	–	3,33	–	–	100,00
8020	31,54	–	5,26	21,02	–	–	100,00
8111	–	–	–	–	–	–	–
8112	2,49	–	2,49	2,49	–	–	100,00
8121	5,78	2,31	1,16	5,78	–	–	40,00
8129	14,58	–	–	14,58	–	–	–
8211	–	–	–	–	–	–	–
8219	–	–	–	–	–	–	–
8220	4,70	–	0,67	4,70	–	–	71,43
8230	–	–	–	–	–	–	–
8291	–	–	–	–	–	–	–
8299	1,82	–	–	1,82	–	–	100,00
8411	0,22	–	0,20	0,24	2,45	111,11	22,22
8412	–	–	–	–	–	–	–
8413	–	–	–	–	–	–	–
8423	–	–	–	–	–	–	–
8424	–	–	–	–	–	–	–
8430	–	–	–	–	–	–	–
8511	11,76	–	–	11,76	–	–	100,00
8512	–	–	–	–	–	–	–
8513	3,24	–	2,70	3,24	–	–	50,00
8520	1,97	–	1,97	1,97	–	–	20,00
8531	0,97	–	–	0,97	–	–	100,00
8532	3,89	–	1,95	3,41	–	–	50,00
8541	7,19	–	7,19	7,19	–	–	100,00
8593	–	–	–	–	–	–	–
8599	3,85	–	2,14	3,85	–	–	88,89
8610	23,79	–	19,61	7,72	–	–	50,00
8630	1,88	–	0,94	1,88	–	–	100,00
8640	8,42	–	7,02	4,21	–	–	66,67
8650	–	–	–	–	–	–	–
8660	–	–	–	–	–	–	–
8690	–	–	–	–	–	–	–
8730	–	–	–	–	–	–	–
8800	1,85	–	1,85	1,85	–	–	–
9313	–	–	–	–	–	–	–
9412	–	–	–	–	–	–	–
9420	2,46	2,46	–	2,46	–	–	–
9430	1,23	–	–	1,23	–	–	–
9491	–	–	–	–	–	–	–
9492	–	–	–	–	–	–	–
9499	3,82	–	–	3,82	–	–	–
9511	6,57	–	6,57	6,57	–	–	100,00
9529	18,45	–	18,45	18,45	–	–	100,00
9602	–	–	–	–	–	–	–
9603	–	–	–	–	–	–	–
9609	–	–	–	–	–	–	–
9700	–	–	–	–	–	–	–
Outros(1)	10,59	0,14	5,77	10,45	41,25	38,96	64,94

Fonte: DATAPREV, CAT, SUB, CNIS.

Notas: 1. Os dados são preliminares, estando sujeitos a correções.
2. As atividades econômicas que apresentam valores zerados para os indicadores são aquelas onde não ocorreram acidentes no período.

(1) Englobam as atividades que possuíam número médio de vínculos no ano menor que 100.

Capítulo 67 - Maranhão

67.1 - Indicadores de acidentes do trabalho, segundo a Classificação Nacional de Atividades Econômicas (CNAE), dos estabelecimentos localizados no estado do Maranhão - 2014

(continua)

CNAE	INDICADORES DE ACIDENTES DO TRABALHO						
	Incidência (por 1.000 vínculos)	Incidência de Doenças Ocupacionais (por 1.000 vínculos)	Incidência de Acidentes Típicos (por 1.000 vínculos)	Incidência de Incapacidade Temporária (por 1.000 vínculos)	Taxa de Mortalidade (por 100.000 vínculos)	Taxa de Letalidade (por 1.000 acidentes)	Acidentalidade para a faixa 16 a 34 anos (por 100 acidentes)
TOTAL	**10,02**	**0,20**	**4,70**	**8,54**	**6,85**	**6,84**	**50,11**
0111	147,77	–	–	147,77	–	–	48,28
0113	44,78	–	38,88	44,78	–	–	50,00
0115	9,58	–	7,74	9,58	110,57	115,38	61,54
0139	5,06	–	–	5,06	–	–	100,00
0141	21,62	–	14,41	21,62	–	–	–
0142	3,94	–	3,94	3,94	–	–	100,00
0151	4,79	–	4,10	4,79	–	–	57,14
0154	–	–	–	–	–	–	–
0155	11,83	–	7,89	10,52	–	–	55,56
0161	9,10	–	9,10	7,80	–	–	42,86
0162	13,68	–	9,12	13,68	456,10	333,33	33,33
0163	5,19	–	5,19	5,19	–	–	100,00
0210	27,84	–	27,21	26,59	–	–	29,21
0220	–	–	–	–	–	–	–
0230	13,99	–	12,00	11,50	74,97	53,57	57,14
0322	–	–	–	–	–	–	–
0724	92,65	–	91,48	7,04	–	–	70,89
0810	23,72	–	17,47	21,22	–	–	57,89
0891	8,94	–	8,94	8,94	–	–	100,00
0990	3,66	–	1,83	1,83	–	–	–
1011	19,54	–	14,65	19,54	–	–	62,50
1041	21,88	–	21,88	8,75	437,64	200,00	40,00
1052	5,08	–	2,54	5,08	–	–	50,00
1053	–	–	–	–	–	–	–
1061	4,82	–	–	4,82	–	–	100,00
1062	26,19	–	26,19	26,19	–	–	50,00
1066	10,18	–	3,39	10,18	–	–	100,00
1069	28,44	4,74	18,96	28,44	–	–	83,33
1071	47,30	–	40,02	47,30	–	–	30,77
1091	2,21	–	–	2,21	–	–	100,00
1099	–	–	–	–	–	–	–
1111	7,44	–	7,44	7,44	–	–	100,00
1113	13,97	–	9,98	3,99	–	–	64,29
1121	22,53	–	12,87	22,53	–	–	85,71
1122	46,16	–	37,88	33,14	–	–	75,64
1340	–	–	–	–	–	–	–
1411	–	–	–	–	–	–	–
1412	–	–	–	–	–	–	–
1413	–	–	–	–	–	–	–
1422	–	–	–	–	–	–	–
1510	16,45	1,64	14,80	14,80	–	–	70,00
1610	23,01	–	20,13	20,13	–	–	100,00
1710	24,34	–	21,30	7,61	–	–	50,00
1811	9,35	–	2,34	9,35	–	–	50,00
1813	1,97	–	1,97	1,97	–	–	100,00
1821	–	–	–	–	–	–	–
1921	41,79	–	23,88	41,79	–	–	28,57
1931	6,54	–	5,23	6,54	–	–	56,00
2013	23,57	–	19,64	23,57	–	–	50,00
2061	0,92	–	0,92	0,92	–	–	–
2212	8,94	–	8,94	8,94	–	–	66,67
2221	7,09	–	7,09	7,09	–	–	–
2222	5,35	–	–	5,35	–	–	–
2311	–	–	–	–	–	–	–
2320	93,76	–	88,16	18,19	–	–	62,69

Capítulo 67 - Maranhão

67.1 - Indicadores de acidentes do trabalho, segundo a Classificação Nacional de Atividades Econômicas (CNAE), dos estabelecimentos localizados no estado do Maranhão - 2014

(continuação)

CNAE	INDICADORES DE ACIDENTES DO TRABALHO						
	Incidência (por 1.000 vínculos)	Incidência de Doenças Ocupacionais (por 1.000 vínculos)	Incidência de Acidentes Típicos (por 1.000 vínculos)	Incidência de Incapacidade Temporária (por 1.000 vínculos)	Taxa de Mortalidade (por 100.000 vínculos)	Taxa de Letalidade (por 1.000 acidentes)	Acidentalidade para a faixa 16 a 34 anos (por 100 acidentes)
2330	9,69	–	6,66	9,09	–	–	68,75
2341	2,49	–	2,49	2,49	–	–	–
2342	3,69	–	2,54	3,69	–	–	50,00
2349	7,23	–	4,34	7,23	–	–	60,00
2391	3,28	–	3,28	3,28	–	–	–
2392	11,32	–	11,32	11,32	–	–	100,00
2411	41,73	0,61	39,28	39,89	–	–	63,24
2423	65,19	–	59,76	43,46	–	–	75,00
2441	6,55	–	5,36	2,98	–	–	54,55
2511	9,13	1,83	3,65	9,13	–	–	20,00
2512	15,09	–	10,06	15,09	–	–	33,33
2542	10,86	–	10,86	5,43	–	–	50,00
2599	36,78	–	36,78	31,52	–	–	85,71
2733	20,82	–	20,82	20,82	–	–	50,00
2821	34,83	–	31,35	27,87	–	–	60,00
2852	14,75	–	14,75	7,38	–	–	100,00
2930	22,99	–	22,99	22,99	–	–	66,67
2950	–	–	–	–	–	–	–
3011	4,81	–	4,81	4,81	–	–	60,00
3101	10,68	0,71	7,83	11,39	–	–	73,33
3102	4,08	–	4,08	4,08	–	–	100,00
3104	4,70	–	2,35	4,70	–	–	50,00
3250	–	–	–	–	–	–	–
3299	3,77	–	3,77	3,77	–	–	–
3313	17,41	–	11,61	17,41	–	–	66,67
3314	13,13	–	13,13	4,38	–	–	–
3319	–	–	–	–	–	–	–
3321	8,80	–	8,80	5,87	–	–	–
3514	1,73	–	1,73	1,73	–	–	50,00
3600	5,09	–	3,40	4,75	–	–	33,33
3702	8,94	–	8,94	8,94	–	–	50,00
3811	43,31	–	28,87	43,31	–	–	66,67
3822	13,76	–	13,76	13,76	–	–	50,00
4110	7,42	–	5,93	6,43	–	–	53,33
4120	8,88	0,22	6,84	7,09	12,78	14,39	56,12
4211	22,34	1,40	20,48	15,83	93,10	41,67	35,42
4212	12,06	0,40	10,86	2,21	–	–	60,00
4213	–	–	–	–	–	–	–
4221	18,90	–	10,57	17,93	–	–	44,07
4222	52,94	–	44,12	26,47	–	–	66,67
4291	19,12	–	15,94	6,37	–	–	50,00
4292	11,41	–	10,21	3,60	–	–	68,42
4299	8,47	–	7,47	3,49	49,81	58,82	70,59
4313	6,74	0,45	5,39	5,39	44,95	66,67	66,67
4321	13,91	–	10,07	12,95	95,93	68,97	62,07
4322	25,17	–	23,49	24,33	–	–	53,33
4329	8,32	1,19	5,94	7,13	118,80	142,86	85,71
4330	4,48	–	4,48	4,48	111,98	250,00	50,00
4391	15,09	–	12,07	12,07	–	–	100,00
4399	7,92	1,58	5,54	6,34	–	–	50,00
4511	3,52	–	1,64	3,52	23,48	66,67	66,67
4520	5,66	–	1,89	5,04	–	–	88,89
4530	3,66	0,17	1,92	3,49	17,44	47,62	52,38
4541	2,77	–	0,83	2,77	–	–	80,00
4619	5,12	–	–	5,12	–	–	–
4622	11,16	–	11,16	11,16	–	–	–

Capítulo 67 - Maranhão

67.1 - Indicadores de acidentes do trabalho, segundo a Classificação Nacional de Atividades Econômicas (CNAE), dos estabelecimentos localizados no estado do Maranhão - 2014

(continuação)

CNAE	INDICADORES DE ACIDENTES DO TRABALHO						
	Incidência (por 1.000 vínculos)	Incidência de Doenças Ocupacionais (por 1.000 vínculos)	Incidência de Acidentes Típicos (por 1.000 vínculos)	Incidência de Incapacidade Temporária (por 1.000 vínculos)	Taxa de Mortalidade (por 100.000 vínculos)	Taxa de Letalidade (por 1.000 acidentes)	Acidentalidade para a faixa 16 a 34 anos (por 100 acidentes)
4623	16,87	–	13,50	16,87	–	–	100,00
4631	–	–	–	–	–	–	–
4632	1,26	–	–	1,26	–	–	100,00
4633	1,56	–	1,56	1,56	–	–	–
4634	10,22	–	5,11	10,22	127,80	125,00	37,50
4635	10,38	–	7,79	10,38	–	–	65,00
4636	–	–	–	–	–	–	–
4637	1,85	–	0,93	1,85	–	–	–
4639	4,45	0,99	0,99	4,45	–	–	88,89
4641	3,99	–	–	3,99	–	–	100,00
4642	–	–	–	–	–	–	–
4644	1,77	–	0,89	1,77	–	–	–
4645	–	–	–	–	–	–	–
4646	4,78	–	4,78	–	–	–	100,00
4647	5,85	–	–	5,85	–	–	100,00
4649	5,54	–	2,52	5,04	–	–	63,64
4661	7,78	–	3,89	7,78	–	–	75,00
4662	30,59	–	23,80	23,80	–	–	88,89
4663	16,81	–	16,81	16,81	–	–	33,33
4671	6,95	–	–	6,95	–	–	100,00
4672	7,79	–	7,79	7,79	–	–	16,67
4673	4,18	–	4,18	4,18	–	–	50,00
4679	11,82	–	11,82	10,64	–	–	50,00
4681	3,20	–	3,20	–	–	–	100,00
4683	3,59	–	3,59	3,59	–	–	–
4686	–	–	–	–	–	–	–
4687	7,63	–	7,63	7,63	–	–	100,00
4689	8,07	–	5,00	2,69	–	–	61,90
4691	5,23	0,37	3,73	5,23	–	–	78,57
4692	7,37	–	–	7,37	–	–	–
4693	11,63	–	8,72	11,63	–	–	65,91
4711	8,64	–	6,51	8,45	–	–	74,63
4712	1,57	0,31	0,47	1,57	–	–	90,00
4713	1,61	–	0,64	1,61	–	–	90,00
4721	2,21	–	1,76	2,21	–	–	60,00
4722	5,69	–	3,55	5,69	–	–	75,00
4723	3,61	–	1,20	3,61	–	–	66,67
4724	–	–	–	–	–	–	–
4729	4,10	–	0,68	4,10	–	–	100,00
4731	1,62	–	0,36	1,62	–	–	77,78
4741	–	–	–	–	–	–	–
4742	6,64	–	4,43	4,43	–	–	33,33
4743	6,84	–	5,13	6,84	–	–	50,00
4744	2,69	0,41	1,45	2,69	10,36	38,46	50,00
4751	2,06	–	1,38	2,06	–	–	66,67
4752	1,14	–	–	1,14	–	–	100,00
4753	4,83	0,28	2,27	4,55	–	–	88,24
4754	2,36	–	0,67	2,36	11,22	47,62	66,67
4755	0,35	–	–	0,35	–	–	100,00
4756	–	–	–	–	–	–	–
4757	4,30	–	2,15	4,30	–	–	–
4759	1,42	–	1,42	1,42	–	–	100,00
4761	2,35	0,59	1,18	2,35	–	–	75,00
4763	5,54	–	0,92	5,54	–	–	100,00
4771	2,44	0,14	1,49	2,71	13,56	55,56	66,67
4772	2,29	–	1,14	2,29	–	–	100,00

Capítulo 67 - Maranhão

67.1 - Indicadores de acidentes do trabalho, segundo a Classificação Nacional de Atividades Econômicas (CNAE), dos estabelecimentos localizados no estado do Maranhão - 2014

(continuação)

CNAE	INDICADORES DE ACIDENTES DO TRABALHO						
	Incidência (por 1.000 vínculos)	Incidência de Doenças Ocupacionais (por 1.000 vínculos)	Incidência de Acidentes Típicos (por 1.000 vínculos)	Incidência de Incapacidade Temporária (por 1.000 vínculos)	Taxa de Mortalidade (por 100.000 vínculos)	Taxa de Letalidade (por 1.000 acidentes)	Acidentalidade para a faixa 16 a 34 anos (por 100 acidentes)
4773	4,41	–	4,41	4,41	–	–	–
4774	1,20	–	0,60	1,20	–	–	50,00
4781	0,85	–	0,32	0,75	–	–	87,50
4782	2,06	–	0,34	2,40	–	–	100,00
4783	–	–	–	–	–	–	–
4784	4,62	0,77	3,08	4,62	76,98	166,67	50,00
4789	2,24	–	1,74	1,99	24,85	111,11	55,56
4911	19,17	0,77	15,34	4,41	–	–	74,00
4921	3,15	–	1,83	3,15	–	–	52,63
4922	3,60	–	2,88	3,60	–	–	20,00
4923	9,76	–	9,76	9,76	–	–	33,33
4929	5,40	–	5,40	5,40	–	–	50,00
4930	10,57	0,40	7,40	8,98	66,04	62,50	51,25
5030	11,90	–	8,93	11,90	–	–	25,00
5091	5,41	–	5,41	5,41	–	–	50,00
5111	19,74	–	9,87	17,27	–	–	75,00
5211	11,85	–	9,48	7,11	–	–	100,00
5212	56,30	–	28,15	56,30	–	–	57,14
5223	24,51	–	8,17	24,51	–	–	33,33
5229	8,50	4,25	4,25	4,25	–	–	50,00
5231	18,01	–	14,41	14,41	–	–	70,00
5232	45,98	–	30,65	45,98	–	–	33,33
5240	5,08	–	5,08	5,08	–	–	100,00
5310	89,99	3,91	80,70	81,68	–	–	47,83
5320	7,55	–	–	7,55	–	–	100,00
5510	2,36	–	1,93	2,36	–	–	72,73
5590	3,75	–	3,75	3,75	–	–	–
5611	3,14	–	2,16	3,24	–	–	62,50
5620	7,86	–	7,03	3,31	–	–	63,16
5822	5,90	–	–	5,90	–	–	–
5829	5,76	–	5,76	5,76	–	–	–
5911	–	–	–	–	–	–	–
5914	7,07	–	7,07	7,07	–	–	100,00
6010	5,97	–	–	5,97	–	–	100,00
6021	2,57	–	0,86	2,57	–	–	33,33
6022	6,21	–	–	6,21	–	–	100,00
6110	4,92	–	2,46	4,92	–	–	100,00
6120	6,58	–	6,58	6,58	–	–	50,00
6190	7,74	–	2,58	7,74	–	–	66,67
6202	8,42	–	8,42	8,42	–	–	100,00
6209	3,06	–	–	3,06	–	–	–
6421	9,60	4,52	5,08	7,91	–	–	58,82
6422	26,40	11,46	13,95	26,40	–	–	60,38
6423	4,26	1,70	0,85	4,26	–	–	20,00
6435	–	–	–	–	–	–	–
6462	7,57	–	5,68	5,68	–	–	50,00
6499	13,90	–	4,63	13,90	–	–	100,00
6550	9,97	–	2,49	9,97	–	–	75,00
6619	–	–	–	–	–	–	–
6622	–	–	–	–	–	–	–
6810	7,35	1,84	5,51	7,35	–	–	100,00
6821	2,17	–	2,17	–	–	–	100,00
6822	5,17	–	2,58	3,88	–	–	25,00
6911	–	–	–	–	–	–	–
6912	1,77	–	–	1,77	–	–	–
7020	28,81	–	9,60	28,81	320,09	111,11	55,56
7112	14,47	0,67	9,42	10,43	–	–	51,16

Capítulo 67 - Maranhão

67.1 - Indicadores de acidentes do trabalho, segundo a Classificação Nacional de Atividades Econômicas (CNAE), dos estabelecimentos localizados no estado do Maranhão - 2014

(conclusão)

CNAE	INDICADORES DE ACIDENTES DO TRABALHO						
	Incidência (por 1.000 vínculos)	Incidência de Doenças Ocupacionais (por 1.000 vínculos)	Incidência de Acidentes Típicos (por 1.000 vínculos)	Incidência de Incapacidade Temporária (por 1.000 vínculos)	Taxa de Mortalidade (por 100.000 vínculos)	Taxa de Letalidade (por 1.000 acidentes)	Acidentalidade para a faixa 16 a 34 anos (por 100 acidentes)
7119	13,92	–	11,60	6,96	–	–	83,33
7311	–	–	–	–	–	–	–
7319	–	–	–	–	–	–	–
7490	5,21	–	2,60	5,21	–	–	50,00
7711	3,98	–	2,65	3,31	–	–	33,33
7723	3,19	–	3,19	3,19	–	–	100,00
7731	3,57	–	1,78	3,57	–	–	100,00
7732	7,85	–	7,85	6,28	–	–	40,00
7739	16,07	–	13,15	13,15	–	–	54,55
7810	–	–	–	–	–	–	–
7820	2,48	–	0,83	2,48	–	–	100,00
7830	2,62	–	–	2,62	–	–	50,00
7911	3,22	–	–	3,22	–	–	100,00
8011	3,60	0,07	1,62	3,45	7,34	20,41	53,06
8012	5,47	–	–	5,47	–	–	50,00
8111	17,24	2,87	11,49	14,36	–	–	50,00
8112	1,78	–	1,07	1,78	–	–	20,00
8121	3,58	–	2,64	2,07	–	–	55,26
8122	15,78	–	15,78	15,78	–	–	33,33
8129	18,27	–	13,35	16,17	70,29	38,46	50,00
8211	7,90	–	3,29	6,91	–	–	75,00
8219	4,50	–	4,50	4,50	–	–	50,00
8220	5,16	0,23	2,11	4,93	–	–	95,45
8230	–	–	–	–	–	–	–
8291	1,07	–	–	1,07	–	–	100,00
8299	2,48	–	0,71	2,48	–	–	71,43
8411	0,24	0,11	0,05	0,25	–	–	31,82
8412	2,15	0,15	1,23	1,38	–	–	50,00
8423	1,00	–	1,00	1,00	–	–	–
8430	–	–	–	–	–	–	–
8511	115,23	–	–	115,23	–	–	28,57
8512	1,03	–	0,52	1,03	–	–	75,00
8513	1,35	–	0,54	1,35	–	–	60,00
8520	–	–	–	–	–	–	–
8531	1,70	0,28	0,85	1,14	–	–	33,33
8532	–	–	–	–	–	–	–
8533	1,62	–	0,81	1,62	81,15	500,00	50,00
8541	2,05	–	2,05	–	–	–	–
8542	19,06	–	19,06	19,06	953,14	500,00	–
8550	–	–	–	–	–	–	–
8593	–	–	–	–	–	–	–
8599	1,21	–	0,61	1,21	–	–	50,00
8610	14,77	0,20	12,52	5,77	–	–	42,38
8630	2,88	–	1,65	2,06	–	–	71,43
8640	4,28	–	2,85	1,78	–	–	75,00
8650	7,10	–	7,10	4,74	–	–	50,00
8660	–	–	–	–	–	–	–
8690	1,77	–	1,77	0,66	–	–	50,00
8712	–	–	–	–	–	–	–
8730	3,62	–	3,62	–	–	–	100,00
8800	9,22	–	7,54	6,71	–	–	–
9001	7,01	–	–	7,01	–	–	100,00
9312	5,03	–	–	5,03	–	–	–
9313	–	–	–	–	–	–	–
9321	–	–	–	–	–	–	–
9329	–	–	–	–	–	–	–
9411	–	–	–	–	–	–	–
9412	2,72	–	–	2,72	–	–	–
9420	–	–	–	–	–	–	–
9430	14,89	0,22	11,22	6,90	–	–	46,38
9491	0,43	–	0,43	0,43	–	–	–
9499	78,16	–	24,05	78,16	–	–	69,23
9511	7,59	–	2,53	7,59	–	–	66,67
9521	3,14	3,14	–	3,14	–	–	100,00
9529	–	–	–	–	–	–	–
9601	9,17	–	6,88	9,17	–	–	75,00
9602	–	–	–	–	–	–	–
9603	6,87	–	4,58	6,87	–	–	66,67
9609	21,69	–	21,69	–	–	–	50,00
Outros(1)	28,43	0,56	12,10	23,08	–	–	47,52

Fonte: DATAPREV, CAT, SUB, CNIS.

Notas: 1. Os dados são preliminares, estando sujeitos a correções.
2. As atividades econômicas que apresentam valores zerados para os indicadores são aquelas onde não ocorreram acidentes no período.

(1) Englobam as atividades que possuíam número médio de vínculos no ano menor que 100.

Capítulo 67 - Maranhão

67.2 - Indicadores de acidentes do trabalho, segundo a Classificação Nacional de Atividades Econômicas (CNAE), dos estabelecimentos localizados no estado do Maranhão - 2015

(continua)

CNAE	INDICADORES DE ACIDENTES DO TRABALHO						
	Incidência (por 1.000 vínculos)	Incidência de Doenças Ocupacionais (por 1.000 vínculos)	Incidência de Acidentes Típicos (por 1.000 vínculos)	Incidência de Incapacidade Temporária (por 1.000 vínculos)	Taxa de Mortalidade (por 100.000 vínculos)	Taxa de Letalidade (por 1.000 acidentes)	Acidentalidade para a faixa 16 a 34 anos (por 100 acidentes)
TOTAL	**8,23**	**0,18**	**4,37**	**7,03**	**7,24**	**8,80**	**50,33**
0111	30,31	–	1,38	30,31	–	–	40,91
0113	26,12	–	22,75	26,12	–	–	35,48
0115	5,48	–	3,96	5,48	–	–	77,78
0133	–	–	–	–	–	–	–
0139	–	–	–	–	–	–	–
0141	31,70	–	19,02	31,70	–	–	40,00
0142	8,35	–	8,35	8,35	–	–	50,00
0151	2,33	–	1,99	2,33	–	–	42,86
0154	7,43	–	–	7,43	–	–	100,00
0155	2,07	–	2,07	2,07	–	–	100,00
0161	12,23	–	9,61	12,23	–	–	64,29
0162	7,75	–	7,75	7,75	–	–	–
0210	34,88	0,38	31,13	32,63	37,51	10,75	24,73
0220	–	–	–	–	–	–	–
0230	7,99	–	7,70	6,85	–	–	42,86
0322	–	–	–	–	–	–	–
0724	16,64	–	16,64	–	–	–	83,33
0810	19,71	–	14,45	14,45	–	–	53,33
0891	–	–	–	–	–	–	–
0910	27,54	–	18,36	18,36	–	–	33,33
0990	6,84	–	4,56	2,28	–	–	–
1011	18,65	–	16,45	13,16	–	–	58,82
1041	40,68	–	34,87	40,68	–	–	71,43
1052	8,69	–	8,69	8,69	–	–	33,33
1053	–	–	–	–	–	–	–
1061	4,92	–	4,92	4,92	–	–	100,00
1062	51,67	–	45,21	51,67	–	–	50,00
1066	11,78	–	8,84	14,73	294,62	250,00	50,00
1069	4,38	–	4,38	4,38	–	–	100,00
1071	79,36	–	77,03	79,36	–	–	47,06
1091	2,50	–	1,07	2,50	35,66	142,86	57,14
1099	3,39	–	–	3,39	–	–	100,00
1111	25,29	–	18,97	25,29	–	–	25,00
1113	11,51	–	6,28	3,14	–	–	81,82
1121	16,51	–	3,30	16,51	–	–	60,00
1122	32,96	–	25,89	29,42	–	–	67,86
1340	–	–	–	–	–	–	–
1411	–	–	–	–	–	–	–
1412	1,27	–	–	1,27	–	–	100,00
1413	3,32	–	3,32	3,32	–	–	100,00
1422	–	–	–	–	–	–	–
1510	23,76	–	23,76	23,76	–	–	78,57
1610	28,42	–	22,74	22,74	568,45	200,00	40,00
1621	15,50	–	7,75	15,50	–	–	50,00
1710	15,80	–	15,80	5,75	–	–	81,82
1811	–	–	–	–	–	–	–
1813	4,07	–	–	4,07	–	–	–
1821	20,47	–	–	20,47	–	–	50,00
1921	67,99	–	50,99	50,99	–	–	62,50
1931	5,22	–	3,99	5,22	30,70	58,82	64,71
2013	15,76	–	15,76	15,76	–	–	57,14
2061	1,84	–	–	1,84	–	–	50,00
2212	9,65	–	6,44	9,65	–	–	66,67
2221	8,47	–	8,47	8,47	–	–	100,00
2222	–	–	–	–	–	–	–
2311	6,60	–	–	6,60	–	–	–

Capítulo 67 - Maranhão

67.2 - Indicadores de acidentes do trabalho, segundo a Classificação Nacional de Atividades Econômicas (CNAE), dos estabelecimentos localizados no estado do Maranhão - 2015

(continuação)

CNAE	INDICADORES DE ACIDENTES DO TRABALHO						
	Incidência (por 1.000 vínculos)	Incidência de Doenças Ocupacionais (por 1.000 vínculos)	Incidência de Acidentes Típicos (por 1.000 vínculos)	Incidência de Incapacidade Temporária (por 1.000 vínculos)	Taxa de Mortalidade (por 100.000 vínculos)	Taxa de Letalidade (por 1.000 acidentes)	Acidentalidade para a faixa 16 a 34 anos (por 100 acidentes)
2320	38,88	–	36,10	6,94	–	–	57,14
2330	7,11	0,71	4,98	7,11	71,08	100,00	60,00
2341	6,48	–	6,48	6,48	323,97	500,00	50,00
2342	4,86	–	4,86	4,86	22,09	45,45	59,09
2349	14,43	–	12,02	14,43	–	–	66,67
2391	–	–	–	–	–	–	–
2392	13,03	–	13,03	13,03	–	–	100,00
2411	30,02	0,65	26,75	27,41	–	–	69,57
2423	56,93	–	56,93	35,04	–	–	76,92
2431	18,58	–	18,58	18,58	–	–	50,00
2441	13,11	–	13,11	3,50	–	–	86,67
2511	13,71	1,96	11,76	7,84	–	–	85,71
2512	20,95	–	20,95	20,95	–	–	75,00
2539	15,26	–	11,45	15,26	–	–	75,00
2542	6,01	–	–	–	–	–	–
2599	30,58	–	30,58	30,58	–	–	70,00
2733	21,56	–	16,17	21,56	–	–	75,00
2821	12,90	–	–	19,35	–	–	50,00
2852	7,70	–	7,70	7,70	–	–	100,00
2930	17,22	8,61	8,61	8,61	–	–	50,00
2950	–	–	–	–	–	–	–
3011	–	–	–	–	–	–	–
3101	1,73	–	1,73	1,73	–	–	100,00
3102	17,47	–	13,10	17,47	–	–	100,00
3104	7,90	–	5,93	7,90	–	–	50,00
3250	–	–	–	–	–	–	–
3299	–	–	–	–	–	–	–
3313	18,77	–	12,51	12,51	625,65	333,33	33,33
3314	4,85	–	4,85	4,85	–	–	100,00
3319	–	–	–	–	–	–	–
3321	6,34	–	6,34	–	–	–	100,00
3511	9,90	–	8,48	7,07	–	–	71,43
3514	2,58	–	0,86	1,72	–	–	33,33
3600	5,10	–	3,51	4,14	31,87	62,50	31,25
3702	8,13	–	–	8,13	–	–	–
3811	18,34	–	13,76	18,34	–	–	100,00
3822	14,31	–	14,31	7,16	–	–	–
4110	2,88	–	1,15	2,88	–	–	60,00
4120	8,45	0,23	6,09	6,96	22,83	27,03	50,00
4211	13,91	1,55	12,15	4,42	–	–	46,03
4212	10,61	–	10,61	0,53	–	–	42,50
4213	11,09	–	5,55	5,55	–	–	100,00
4221	18,82	0,26	10,57	18,82	51,57	27,40	54,79
4222	26,30	5,26	15,78	10,52	–	–	40,00
4292	12,74	–	11,21	4,59	–	–	48,00
4299	7,25	–	7,25	4,23	–	–	58,33
4313	10,02	–	8,68	8,68	–	–	40,00
4321	13,53	–	10,41	13,53	104,06	76,92	65,38
4322	6,31	–	4,73	4,73	–	–	50,00
4329	13,24	–	8,83	5,52	–	–	58,33
4330	7,62	–	5,08	7,62	–	–	66,67
4391	5,79	2,90	2,90	2,90	–	–	50,00
4399	2,81	–	2,81	0,94	–	–	66,67
4511	5,29	0,26	1,85	4,76	–	–	75,00
4520	3,59	–	2,39	2,99	–	–	50,00
4530	3,40	0,54	1,97	3,23	–	–	57,89
4541	1,91	–	0,27	1,91	–	–	100,00
4619	–	–	–	–	–	–	–

Capítulo 67 - Maranhão

67.2 - Indicadores de acidentes do trabalho, segundo a Classificação Nacional de Atividades Econômicas (CNAE), dos estabelecimentos localizados no estado do Maranhão - 2015

(continuação)

CNAE	INDICADORES DE ACIDENTES DO TRABALHO						
	Incidência (por 1.000 vínculos)	Incidência de Doenças Ocupacionais (por 1.000 vínculos)	Incidência de Acidentes Típicos (por 1.000 vínculos)	Incidência de Incapacidade Temporária (por 1.000 vínculos)	Taxa de Mortalidade (por 100.000 vínculos)	Taxa de Letalidade (por 1.000 acidentes)	Acidentalidade para a faixa 16 a 34 anos (por 100 acidentes)
4622	–	–	–	–	–	–	–
4623	3,55	–	3,55	3,55	–	–	–
4631	2,86	–	2,86	2,86	–	–	100,00
4632	9,50	–	7,92	9,50	–	–	66,67
4633	2,82	1,41	1,41	2,82	141,01	500,00	100,00
4634	13,62	–	8,67	13,62	–	–	45,45
4635	10,02	–	7,16	9,07	–	–	61,90
4636	–	–	–	–	–	–	–
4637	0,93	–	–	0,93	–	–	100,00
4639	5,89	–	2,68	5,89	53,57	90,91	63,64
4641	3,28	–	3,28	3,28	–	–	100,00
4642	–	–	–	–	–	–	–
4643	–	–	–	–	–	–	–
4644	2,54	–	–	2,54	–	–	100,00
4645	–	–	–	–	–	–	–
4646	3,36	–	–	3,36	–	–	–
4647	–	–	–	–	–	–	–
4649	1,64	–	–	1,64	–	–	66,67
4661	3,43	–	1,71	3,43	–	–	50,00
4662	4,61	–	4,61	4,61	–	–	100,00
4663	–	–	–	–	–	–	–
4671	6,47	–	6,47	6,47	–	–	–
4672	25,16	2,52	20,13	25,16	–	–	55,00
4673	11,02	–	4,41	11,02	–	–	80,00
4679	5,76	–	5,76	5,76	–	–	60,00
4681	8,10	–	2,70	5,40	–	–	33,33
4682	6,88	–	6,88	–	–	–	100,00
4683	–	–	–	–	–	–	–
4687	–	–	–	–	–	–	–
4689	16,56	–	14,14	3,23	40,40	24,39	51,22
4691	5,84	–	5,11	5,11	–	–	87,50
4692	5,16	–	5,16	5,16	–	–	100,00
4693	11,31	–	8,48	10,54	25,70	22,73	75,00
4711	8,29	–	6,43	8,29	–	–	74,64
4712	0,60	–	0,45	0,75	–	–	75,00
4713	1,16	–	0,17	1,16	–	–	71,43
4721	1,09	–	0,55	1,09	–	–	–
4722	8,44	–	6,33	8,44	–	–	75,00
4723	3,50	–	1,17	3,50	–	–	100,00
4724	3,40	–	1,13	3,40	–	–	66,67
4729	1,78	–	0,59	1,78	59,39	333,33	66,67
4731	1,97	0,16	1,32	1,81	–	–	50,00
4741	3,60	–	–	3,60	–	–	–
4742	6,55	–	–	6,55	–	–	66,67
4743	5,07	–	5,07	5,07	–	–	66,67
4744	2,77	0,62	1,34	2,77	–	–	37,04
4751	2,38	–	0,95	2,38	–	–	60,00
4752	–	–	–	–	–	–	–
4753	3,07	–	1,40	3,07	–	–	81,82
4754	2,45	–	1,56	2,45	–	–	59,09
4755	0,36	–	–	0,36	–	–	–
4756	–	–	–	–	–	–	–
4757	4,47	–	–	4,47	–	–	50,00
4759	1,47	–	1,47	1,47	–	–	–
4761	1,27	0,63	–	1,27	–	–	50,00
4763	2,92	–	0,97	2,92	–	–	66,67
4771	1,13	–	0,63	1,13	–	–	66,67

Capítulo 67 - Maranhão

67.2 - Indicadores de acidentes do trabalho, segundo a Classificação Nacional de Atividades Econômicas (CNAE), dos estabelecimentos localizados no estado do Maranhão - 2015

(continuação)

CNAE	INDICADORES DE ACIDENTES DO TRABALHO						
	Incidência (por 1.000 vínculos)	Incidência de Doenças Ocupacionais (por 1.000 vínculos)	Incidência de Acidentes Típicos (por 1.000 vínculos)	Incidência de Incapacidade Temporária (por 1.000 vínculos)	Taxa de Mortalidade (por 100.000 vínculos)	Taxa de Letalidade (por 1.000 acidentes)	Acidentalidade para a faixa 16 a 34 anos (por 100 acidentes)
4772	–	–	–	–	–	–	–
4773	4,18	–	4,18	4,18	–	–	–
4774	1,10	–	1,10	1,10	–	–	50,00
4781	1,37	0,11	0,63	1,47	–	–	76,92
4782	1,39	–	0,35	1,39	–	–	50,00
4783	–	–	–	–	–	–	–
4784	8,23	0,75	5,98	8,23	–	–	54,55
4789	1,58	–	1,05	1,58	–	–	50,00
4911	13,02	0,58	11,08	5,83	–	–	58,21
4921	4,39	0,16	2,51	4,23	15,67	35,71	50,00
4922	2,68	0,89	0,89	1,79	–	–	–
4923	–	–	–	–	–	–	–
4929	4,31	–	–	4,31	–	–	–
4930	10,49	0,61	6,10	9,03	85,38	81,40	50,00
5030	13,99	–	12,24	12,24	–	–	25,00
5091	2,54	–	2,54	2,54	–	–	–
5111	21,14	–	2,64	21,14	–	–	87,50
5211	32,10	–	22,93	25,22	–	–	64,29
5212	26,18	–	18,70	22,44	–	–	57,14
5223	7,70	–	–	7,70	–	–	100,00
5229	4,21	–	4,21	4,21	–	–	100,00
5231	31,13	–	23,35	23,35	–	–	41,67
5232	21,69	–	21,69	21,69	–	–	–
5239	15,60	–	15,60	15,60	–	–	–
5240	11,62	3,87	3,87	11,62	–	–	100,00
5250	28,18	–	16,91	28,18	–	–	20,00
5310	115,33	2,10	108,51	109,56	–	–	53,64
5320	–	–	–	–	–	–	–
5510	1,07	–	0,64	1,07	–	–	60,00
5590	–	–	–	–	–	–	–
5611	3,40	0,58	2,14	3,20	–	–	62,86
5620	4,33	–	4,33	3,15	–	–	63,64
5822	2,86	–	2,86	2,86	–	–	100,00
5829	–	–	–	–	–	–	–
5911	–	–	–	–	–	–	–
5914	5,88	–	5,88	5,88	–	–	100,00
6010	–	–	–	–	–	–	–
6021	1,87	–	1,87	1,87	–	–	50,00
6022	–	–	–	–	–	–	–
6110	–	–	–	–	–	–	–
6120	2,51	–	2,51	2,51	–	–	–
6190	5,09	–	2,54	5,09	–	–	50,00
6202	–	–	–	–	–	–	–
6209	–	–	–	–	–	–	–
6421	21,80	1,68	16,77	20,12	–	–	35,90
6422	19,28	11,86	5,93	18,78	–	–	53,85
6423	–	–	–	–	–	–	–
6435	–	–	–	–	–	–	–
6462	4,24	–	4,24	4,24	–	–	100,00
6499	20,27	–	6,76	20,27	–	–	66,67
6550	2,91	–	2,91	2,91	–	–	–
6619	–	–	–	–	–	–	–
6622	3,80	–	–	3,80	–	–	100,00
6810	2,22	–	2,22	2,22	–	–	50,00
6821	–	–	–	–	–	–	–
6822	2,35	–	0,78	2,35	–	–	66,67
6911	–	–	–	–	–	–	–
6912	1,56	–	–	1,56	–	–	–

Capítulo 67 - Maranhão

67.2 - Indicadores de acidentes do trabalho, segundo a Classificação Nacional de Atividades Econômicas (CNAE), dos estabelecimentos localizados no estado do Maranhão - 2015

(conclusão)

CNAE	INDICADORES DE ACIDENTES DO TRABALHO						
	Incidência (por 1.000 vínculos)	Incidência de Doenças Ocupacionais (por 1.000 vínculos)	Incidência de Acidentes Típicos (por 1.000 vínculos)	Incidência de Incapacidade Temporária (por 1.000 vínculos)	Taxa de Mortalidade (por 100.000 vínculos)	Taxa de Letalidade (por 1.000 acidentes)	Acidentalidade para a faixa 16 a 34 anos (por 100 acidentes)
6920	1,79	0,45	0,90	1,79	–	–	100,00
7020	11,55	–	–	11,55	–	–	66,67
7111	12,95	–	12,95	12,95	–	–	100,00
7112	14,75	1,18	9,44	9,44	–	–	68,00
7119	5,95	–	5,95	2,97	–	–	50,00
7120	–	–	–	–	–	–	–
7311	–	–	–	–	–	–	–
7319	6,67	–	–	6,67	–	–	100,00
7490	2,30	–	1,15	2,30	–	–	100,00
7711	2,38	–	1,79	2,38	–	–	75,00
7719	–	–	–	–	–	–	–
7723	–	–	–	–	–	–	–
7731	3,69	–	3,69	1,84	–	–	50,00
7732	12,48	–	12,48	10,92	–	–	62,50
7739	10,43	–	10,43	9,13	–	–	100,00
7810	15,73	–	7,86	15,73	–	–	25,00
7820	7,00	–	1,40	5,60	–	–	40,00
7830	13,29	–	6,64	13,29	–	–	50,00
7911	1,71	–	–	1,71	–	–	100,00
8011	3,79	–	1,68	2,95	16,84	44,44	75,56
8012	8,82	–	2,71	8,14	–	–	38,46
8020	–	–	–	–	–	–	–
8111	7,79	–	4,87	6,82	–	–	37,50
8112	3,35	–	2,01	3,02	–	–	60,00
8121	4,99	–	3,29	3,74	11,34	22,73	52,27
8122	5,12	–	–	5,12	–	–	100,00
8129	9,59	–	8,90	9,59	–	–	57,14
8211	3,95	–	1,08	3,95	–	–	45,45
8219	–	–	–	–	–	–	–
8220	5,44	–	2,56	5,28	–	–	85,29
8230	–	–	–	–	–	–	–
8291	2,31	–	–	2,31	–	–	50,00
8299	2,40	–	0,34	2,06	–	–	57,14
8411	0,19	0,04	0,12	0,16	–	–	55,56
8412	1,74	–	1,24	0,99	–	–	42,86
8423	–	–	–	–	–	–	–
8430	–	–	–	–	–	–	–
8511	45,44	–	–	45,44	–	–	42,11
8512	0,24	–	0,24	0,24	–	–	–
8513	2,73	0,25	1,49	2,73	–	–	54,55
8520	0,72	–	0,72	0,72	–	–	100,00
8531	4,54	–	3,98	1,99	–	–	–
8532	2,01	–	–	2,01	–	–	–
8533	2,25	–	2,25	2,25	–	–	66,67
8541	–	–	–	–	–	–	–
8542	–	–	–	–	–	–	–
8550	–	–	–	–	–	–	–
8593	–	–	–	–	–	–	–
8599	2,98	–	2,32	2,98	–	–	33,33
8610	13,29	0,09	11,43	5,94	8,86	6,67	44,00
8630	1,37	–	0,69	1,37	–	–	100,00
8640	7,05	–	5,58	3,52	–	–	41,67
8650	17,62	–	7,55	12,59	125,87	71,43	50,00
8660	9,98	–	9,64	3,16	–	–	46,67
8690	3,18	–	3,18	0,71	35,36	111,11	66,67
8712	–	–	–	–	–	–	–
8730	27,74	–	17,34	24,27	–	–	12,50
8800	12,09	–	8,87	12,09	–	–	33,33
9001	–	–	–	–	–	–	–
9312	–	–	–	–	–	–	–
9313	2,35	–	1,17	2,35	–	–	50,00
9321	–	–	–	–	–	–	–
9329	10,78	–	–	10,78	–	–	50,00
9411	10,79	–	–	10,79	–	–	–
9412	2,51	–	–	2,51	–	–	–
9420	–	–	–	–	–	–	–
9430	5,40	–	4,00	2,44	–	–	29,03
9491	0,43	–	–	0,43	–	–	100,00
9499	34,26	–	20,55	34,26	171,28	50,00	80,00
9511	7,22	–	7,22	7,22	–	–	100,00
9521	2,97	–	2,97	2,97	–	–	100,00
9601	2,45	–	–	2,45	–	–	100,00
9602	2,16	–	–	2,16	–	–	50,00
9603	1,58	–	1,58	1,58	–	–	–
9609	–	–	–	–	–	–	–
9700	–	–	–	–	–	–	–
Outros(1)	20,26	0,58	8,68	15,20	–	–	58,57

Fonte: DATAPREV, CAT, SUB, CNIS.

Notas: 1. Os dados são preliminares, estando sujeitos a correções.
2. As atividades econômicas que apresentam valores zerados para os indicadores são aquelas onde não ocorreram acidentes no período.

(1) Englobam as atividades que possuíam número médio de vínculos no ano menor que 100.

Capítulo 68 - Piauí

68.1 - Indicadores de acidentes do trabalho, segundo a Classificação Nacional de Atividades Econômicas (CNAE), dos estabelecimentos localizados no estado do Piauí - 2014

(continua)

CNAE	INDICADORES DE ACIDENTES DO TRABALHO						
	Incidência (por 1.000 vínculos)	Incidência de Doenças Ocupacionais (por 1.000 vínculos)	Incidência de Acidentes Típicos (por 1.000 vínculos)	Incidência de Incapacidade Temporária (por 1.000 vínculos)	Taxa de Mortalidade (por 100.000 vínculos)	Taxa de Letalidade (por 1.000 acidentes)	Acidentalidade para a faixa 16 a 34 anos (por 100 acidentes)
TOTAL	**12,26**	**0,16**	**2,96**	**11,74**	**6,04**	**4,93**	**44,77**
0111	24,12	–	7,24	24,12	–	–	30,00
0113	13,70	–	13,70	6,85	–	–	–
0115	7,90	–	5,49	7,90	–	–	65,22
0119	11,50	–	5,75	11,50	–	–	50,00
0133	19,13	–	19,13	11,48	–	–	80,00
0151	2,03	–	2,03	2,03	–	–	–
0155	1,30	–	1,30	1,30	–	–	100,00
0161	6,78	–	6,78	6,78	–	–	–
0210	8,74	–	6,56	8,74	–	–	25,00
0220	–	–	–	–	–	–	–
0321	7,84	–	7,84	5,23	–	–	66,67
0810	3,57	1,79	1,79	3,57	–	–	–
1011	–	–	–	–	–	–	–
1012	20,06	–	3,65	20,06	–	–	81,82
1031	–	–	–	–	–	–	–
1033	–	–	–	–	–	–	–
1041	3,20	–	3,20	–	–	–	–
1042	–	–	–	–	–	–	–
1051	–	–	–	–	–	–	–
1053	4,90	–	–	4,90	–	–	100,00
1061	6,41	–	6,41	6,41	–	–	–
1066	5,85	–	5,85	5,85	–	–	50,00
1069	–	–	–	–	–	–	–
1072	18,55	–	18,55	18,55	–	–	50,00
1091	5,41	–	3,33	5,41	–	–	84,62
1094	2,58	–	2,58	2,58	–	–	100,00
1099	–	–	–	–	–	–	–
1113	49,55	8,26	28,91	22,71	–	–	62,50
1121	6,36	–	–	6,36	–	–	100,00
1122	58,22	–	43,67	49,66	–	–	75,00
1411	–	–	–	–	–	–	–
1412	0,61	–	–	0,61	–	–	–
1413	–	–	–	–	–	–	–
1510	20,01	–	20,01	20,01	–	–	40,00
1622	–	–	–	–	–	–	–
1811	15,71	–	9,43	15,71	–	–	60,00
1813	–	–	–	–	–	–	–
1931	32,11	–	27,35	32,11	–	–	61,11
2061	–	–	–	–	–	–	–
2062	–	–	–	–	–	–	–
2071	–	–	–	–	–	–	–
2121	17,91	–	11,94	17,91	–	–	83,33
2212	–	–	–	–	–	–	–
2222	4,11	2,05	2,05	4,11	–	–	100,00
2229	13,28	–	4,43	13,28	–	–	66,67
2319	25,55	–	25,55	25,55	–	–	100,00
2320	35,53	–	33,44	20,90	–	–	41,18
2330	20,05	–	14,58	20,05	–	–	59,09
2341	–	–	–	–	–	–	–
2342	13,86	–	10,82	13,86	–	–	43,75
2349	4,47	–	4,47	4,47	–	–	–
2391	2,77	–	–	2,77	–	–	–
2424	41,91	–	34,92	41,91	–	–	77,78
2511	36,41	–	15,60	36,41	–	–	57,14
2512	11,15	–	6,37	11,15	–	–	57,14
2542	–	–	–	–	–	–	–
2599	13,08	–	7,85	13,08	–	–	60,00
2733	29,20	–	29,20	29,20	–	–	60,00
2930	6,58	–	6,58	6,58	–	–	100,00
3011	–	–	–	–	–	–	–
3092	9,24	–	2,31	9,24	–	–	87,50

Capítulo 68 - Piauí

68.1 - Indicadores de acidentes do trabalho, segundo a Classificação Nacional de Atividades Econômicas (CNAE), dos estabelecimentos localizados no estado do Piauí - 2014

(continuação)

CNAE	INDICADORES DE ACIDENTES DO TRABALHO						
	Incidência (por 1.000 vínculos)	Incidência de Doenças Ocupacionais (por 1.000 vínculos)	Incidência de Acidentes Típicos (por 1.000 vínculos)	Incidência de Incapacidade Temporária (por 1.000 vínculos)	Taxa de Mortalidade (por 100.000 vínculos)	Taxa de Letalidade (por 1.000 acidentes)	Acidentalidade para a faixa 16 a 34 anos (por 100 acidentes)
3101	2,88	–	2,88	2,88	–	–	–
3102	–	–	–	–	–	–	–
3104	5,56	–	1,39	5,56	–	–	25,00
3250	–	–	–	–	–	–	–
3299	14,35	–	7,17	10,76	–	–	50,00
3329	8,69	–	–	8,69	–	–	100,00
3512	15,06	–	10,04	9,20	83,66	55,56	11,11
3600	2,87	–	2,87	2,15	–	–	–
3811	28,00	–	23,00	27,50	–	–	69,64
4110	10,91	–	5,14	10,91	–	–	64,71
4120	8,81	0,18	5,93	8,71	10,53	11,95	47,81
4211	15,58	–	12,59	15,58	59,93	38,46	42,31
4212	3,94	–	3,94	3,94	–	–	–
4213	–	–	–	–	–	–	–
4221	31,33	1,53	12,99	30,57	76,42	24,39	46,34
4299	4,70	–	4,70	4,70	–	–	88,89
4313	–	–	–	–	–	–	–
4321	46,40	–	37,12	46,40	–	–	76,00
4322	6,50	–	6,50	6,50	–	–	–
4330	1,31	–	–	1,31	–	–	–
4391	3,44	–	–	3,44	–	–	100,00
4399	4,88	–	3,25	4,88	–	–	66,67
4511	3,16	–	2,46	3,16	–	–	66,67
4520	0,58	–	–	0,58	–	–	–
4530	1,64	–	1,09	1,37	–	–	83,33
4541	3,30	–	0,41	3,30	–	–	37,50
4617	–	–	–	–	–	–	–
4619	6,93	3,47	–	6,93	–	–	100,00
4623	–	–	–	–	–	–	–
4632	3,78	–	–	3,78	–	–	–
4633	3,74	–	1,87	5,62	–	–	50,00
4634	9,62	–	–	9,62	–	–	50,00
4635	7,20	0,48	2,40	7,20	–	–	73,33
4636	–	–	–	–	–	–	–
4637	8,49	–	6,37	8,49	–	–	25,00
4639	9,18	–	5,74	9,18	114,76	125,00	62,50
4644	–	–	–	–	–	–	–
4645	–	–	–	–	–	–	–
4646	4,10	–	–	4,10	–	–	100,00
4647	–	–	–	–	–	–	–
4649	7,74	1,55	3,10	7,74	154,82	200,00	100,00
4661	7,42	–	7,42	7,42	–	–	100,00
4679	2,92	–	–	5,83	291,62	1.000,00	–
4681	4,61	–	4,61	4,61	–	–	100,00
4689	–	–	–	–	–	–	–
4691	8,47	1,88	0,94	8,47	–	–	88,89
4693	3,42	–	0,98	3,18	–	–	85,71
4711	3,67	–	1,90	3,67	11,84	32,26	80,65
4712	–	–	–	–	–	–	–
4713	1,58	–	0,40	1,58	–	–	87,50
4721	–	–	–	–	–	–	–
4722	1,73	–	–	1,73	–	–	–
4723	9,03	–	4,51	9,03	150,43	166,67	83,33
4724	6,08	–	3,04	6,08	304,03	500,00	50,00
4729	–	–	–	–	–	–	–
4731	1,06	–	0,26	1,06	–	–	75,00
4741	–	–	–	–	–	–	–
4742	–	–	–	–	–	–	–
4743	4,49	–	–	4,49	–	–	–
4744	1,48	–	1,15	1,48	–	–	66,67
4751	–	–	–	–	–	–	–
4752	1,68	–	–	1,68	–	–	–

Capítulo 68 - Piauí

68.1 - Indicadores de acidentes do trabalho, segundo a Classificação Nacional de Atividades Econômicas (CNAE), dos estabelecimentos localizados no estado do Piauí - 2014

(continuação)

CNAE	INDICADORES DE ACIDENTES DO TRABALHO						
	Incidência (por 1.000 vínculos)	Incidência de Doenças Ocupacionais (por 1.000 vínculos)	Incidência de Acidentes Típicos (por 1.000 vínculos)	Incidência de Incapacidade Temporária (por 1.000 vínculos)	Taxa de Mortalidade (por 100.000 vínculos)	Taxa de Letalidade (por 1.000 acidentes)	Acidentalidade para a faixa 16 a 34 anos (por 100 acidentes)
4753	3,08	–	2,31	3,08	–	–	100,00
4754	5,53	–	2,11	5,53	–	–	71,43
4755	0,42	–	–	0,42	–	–	100,00
4756	–	–	–	–	–	–	–
4757	–	–	–	–	–	–	–
4759	2,87	–	–	2,87	–	–	100,00
4761	–	–	–	–	–	–	–
4763	2,24	–	–	2,24	–	–	100,00
4771	0,22	–	–	0,22	–	–	100,00
4772	1,91	–	0,96	1,91	–	–	50,00
4773	–	–	–	–	–	–	–
4774	0,92	–	–	0,92	–	–	100,00
4781	2,80	–	1,40	2,45	–	–	81,25
4782	1,38	–	0,69	1,38	–	–	100,00
4783	–	–	–	–	–	–	–
4784	1,26	–	1,26	1,26	–	–	–
4789	–	–	–	–	–	–	–
4911	6,30	–	6,30	12,59	–	–	–
4921	4,96	–	1,93	5,23	55,10	111,11	33,33
4922	4,37	–	2,92	3,64	–	–	33,33
4923	–	–	–	–	–	–	–
4929	–	–	–	–	–	–	–
4930	13,34	–	8,72	12,82	102,58	76,92	50,00
5111	65,08	–	–	65,08	–	–	69,23
5211	21,54	–	–	21,54	–	–	100,00
5212	27,25	–	–	27,25	–	–	60,00
5223	5,64	–	–	5,64	–	–	–
5229	6,91	6,91	–	6,91	–	–	–
5240	23,07	3,84	11,53	19,22	–	–	16,67
5310	84,49	9,84	69,44	72,33	57,87	6,85	34,93
5320	–	–	–	–	–	–	–
5510	2,60	–	2,23	2,60	–	–	57,14
5590	–	–	–	–	–	–	–
5611	2,19	–	1,21	2,19	–	–	61,11
5620	4,29	–	4,29	4,29	–	–	50,00
5822	–	–	–	–	–	–	–
5829	–	–	–	–	–	–	–
6010	–	–	–	–	–	–	–
6021	6,82	–	–	6,82	–	–	33,33
6110	4,93	4,93	–	4,93	–	–	100,00
6120	8,68	–	–	8,68	–	–	100,00
6190	15,64	–	15,64	10,43	–	–	66,67
6209	–	–	–	–	–	–	–
6311	–	–	–	–	–	–	–
6421	1,94	–	1,94	0,97	–	–	–
6422	12,10	8,07	4,03	13,11	–	–	33,33
6423	2,09	1,04	–	2,09	–	–	–
6436	2,14	–	–	2,14	–	–	100,00
6550	14,38	1,44	1,44	12,94	–	–	50,00
6613	2,60	–	–	2,60	–	–	100,00
6810	5,55	–	–	5,55	–	–	100,00
6821	–	–	–	–	–	–	–
6822	34,34	–	11,45	34,34	–	–	86,67
6911	–	–	–	–	–	–	–
6912	–	–	–	–	–	–	–
6920	0,68	–	–	0,68	–	–	100,00
7020	–	–	–	–	–	–	–
7111	–	–	–	–	–	–	–
7112	13,96	–	13,96	12,80	–	–	58,33
7119	11,02	–	–	11,02	–	–	100,00
7210	11,09	–	11,09	11,09	–	–	–
7311	–	–	–	–	–	–	–

Capítulo 68 - Piauí

68.1 - Indicadores de acidentes do trabalho, segundo a Classificação Nacional de Atividades Econômicas (CNAE), dos estabelecimentos localizados no estado do Piauí - 2014

(conclusão)

CNAE	INDICADORES DE ACIDENTES DO TRABALHO						
	Incidência (por 1.000 vínculos)	Incidência de Doenças Ocupacionais (por 1.000 vínculos)	Incidência de Acidentes Típicos (por 1.000 vínculos)	Incidência de Incapacidade Temporária (por 1.000 vínculos)	Taxa de Mortalidade (por 100.000 vínculos)	Taxa de Letalidade (por 1.000 acidentes)	Acidentalidade para a faixa 16 a 34 anos (por 100 acidentes)
7319	5,90	5,90	–	5,90	–	–	–
7420	29,93	–	9,98	29,93	–	–	–
7490	1,48	–	1,48	1,48	–	–	100,00
7711	–	–	–	–	–	–	–
7723	–	–	–	–	–	–	–
7732	10,43	–	3,48	10,43	–	–	100,00
7739	–	–	–	–	–	–	–
7810	2,38	0,34	0,34	2,38	–	–	42,86
7820	10,09	–	–	10,09	–	–	80,00
7830	–	–	–	–	–	–	–
7911	–	–	–	–	–	–	–
8011	5,96	0,22	1,77	5,74	22,08	37,04	29,63
8012	17,46	–	2,18	17,46	–	–	37,50
8111	–	–	–	–	–	–	–
8112	0,49	–	0,49	0,49	–	–	–
8121	2,23	–	0,53	2,23	–	–	33,33
8211	4,35	–	2,18	4,35	–	–	50,00
8219	5,25	–	–	5,25	–	–	–
8220	5,03	0,36	1,26	5,03	–	–	75,00
8230	–	–	–	–	–	–	–
8291	3,21	–	1,60	3,21	–	–	100,00
8299	4,75	–	0,79	4,75	–	–	50,00
8411	0,22	0,04	0,14	0,22	–	–	40,00
8412	–	–	–	–	–	–	–
8423	–	–	–	–	–	–	–
8424	–	–	–	–	–	–	–
8430	–	–	–	–	–	–	–
8511	182,14	–	–	182,14	–	–	43,14
8512	0,48	–	0,48	0,48	–	–	–
8513	0,33	–	0,07	0,33	–	–	60,00
8520	–	–	–	–	–	–	–
8531	6,43	–	0,31	6,43	–	–	28,57
8532	3,50	–	0,70	3,50	–	–	20,00
8533	–	–	–	–	–	–	–
8541	–	–	–	–	–	–	–
8550	–	–	–	–	–	–	–
8593	–	–	–	–	–	–	–
8599	0,70	–	0,35	0,70	34,89	500,00	50,00
8610	13,67	0,41	9,94	10,63	13,81	10,10	48,48
8630	1,00	–	–	1,00	–	–	50,00
8640	1,95	–	0,65	1,63	–	–	83,33
8650	1,88	–	–	1,88	–	–	–
8660	41,08	–	38,52	12,84	–	–	53,13
8690	0,63	–	–	0,63	–	–	–
8711	–	–	–	–	–	–	–
8730	–	–	–	–	–	–	–
8800	–	–	–	–	–	–	–
9102	–	–	–	–	–	–	–
9312	–	–	–	–	–	–	–
9313	–	–	–	–	–	–	–
9329	–	–	–	–	–	–	–
9412	–	–	–	–	–	–	–
9420	–	–	–	–	–	–	–
9430	0,49	–	–	0,49	–	–	100,00
9491	–	–	–	–	–	–	–
9492	–	–	–	–	–	–	–
9511	9,40	–	4,70	9,40	–	–	100,00
9521	–	–	–	–	–	–	–
9529	–	–	–	–	–	–	–
9601	–	–	–	–	–	–	–
9602	0,88	–	–	0,88	–	–	100,00
9603	–	–	–	–	–	–	–
Outros(1)	23,80	0,13	5,48	22,60	26,74	11,24	50,56

Fonte: DATAPREV, CAT, SUB, CNIS.

Notas: 1. Os dados são preliminares, estando sujeitos a correções.
2. As atividades econômicas que apresentam valores zerados para os indicadores são aquelas onde não ocorreram acidentes no período.

(1) Englobam as atividades que possuíam número médio de vínculos no ano menor que 100.

Capítulo 68 - Piauí

68.2 - Indicadores de acidentes do trabalho, segundo a Classificação Nacional de Atividades Econômicas (CNAE), dos estabelecimentos localizados no estado do Piauí - 2015

(continua)

CNAE	INDICADORES DE ACIDENTES DO TRABALHO						
	Incidência (por 1.000 vínculos)	Incidência de Doenças Ocupacionais (por 1.000 vínculos)	Incidência de Acidentes Típicos (por 1.000 vínculos)	Incidência de Incapacidade Temporária (por 1.000 vínculos)	Taxa de Mortalidade (por 100.000 vínculos)	Taxa de Letalidade (por 1.000 acidentes)	Acidentalidade para a faixa 16 a 34 anos (por 100 acidentes)
TOTAL	**10,27**	**0,15**	**2,61**	**9,82**	**5,45**	**5,30**	**44,64**
0111	16,92	–	4,56	16,92	–	–	42,31
0113	17,91	–	17,91	17,91	–	–	100,00
0115	13,69	–	8,91	13,37	31,83	23,26	58,14
0116	–	–	–	–	–	–	–
0119	9,78	–	9,78	9,78	–	–	50,00
0133	21,00	–	15,75	15,75	–	–	50,00
0151	1,74	–	–	1,74	–	–	–
0155	5,89	–	5,89	4,91	–	–	50,00
0161	5,03	–	5,03	5,03	–	–	66,67
0210	4,77	–	4,77	4,77	–	–	50,00
0220	2,45	–	2,45	2,45	–	–	100,00
0321	2,88	–	2,88	2,88	–	–	–
0810	4,10	–	4,10	4,10	–	–	50,00
1011	8,57	–	8,57	8,57	–	–	–
1012	12,04	–	–	12,04	–	–	50,00
1031	–	–	–	–	–	–	–
1033	–	–	–	–	–	–	–
1041	2,96	–	–	2,96	–	–	–
1042	–	–	–	–	–	–	–
1051	–	–	–	–	–	–	–
1053	2,27	–	–	2,27	–	–	100,00
1061	–	–	–	–	–	–	–
1066	11,15	–	11,15	11,15	–	–	75,00
1069	19,46	–	19,46	19,46	–	–	–
1072	21,21	–	15,91	21,21	–	–	50,00
1091	1,53	–	1,53	1,53	–	–	83,33
1094	2,46	–	2,46	2,46	–	–	100,00
1099	2,02	–	2,02	2,02	–	–	100,00
1113	38,90	8,65	17,29	28,10	–	–	55,56
1121	6,27	–	–	6,27	–	–	100,00
1122	46,07	1,88	28,21	36,67	–	–	73,47
1411	–	–	–	–	–	–	–
1412	0,64	–	0,32	0,64	–	–	–
1413	–	–	–	–	–	–	–
1510	15,96	–	15,96	15,96	–	–	75,00
1622	4,38	–	4,38	4,38	–	–	100,00
1811	6,17	–	6,17	6,17	–	–	100,00
1813	5,88	–	–	5,88	–	–	100,00
1931	25,58	–	21,31	25,58	–	–	35,71
2062	–	–	–	–	–	–	–
2071	–	–	–	–	–	–	–
2121	16,37	–	9,82	16,37	–	–	80,00
2212	4,63	–	–	4,63	–	–	100,00
2222	6,75	–	4,50	6,75	–	–	33,33
2229	21,46	–	16,09	21,46	–	–	75,00
2319	–	–	–	–	–	–	–
2320	33,12	–	28,70	24,29	–	–	40,00
2330	11,51	–	10,62	11,51	–	–	53,85
2341	–	–	–	–	–	–	–
2342	9,35	–	6,68	9,35	44,53	47,62	61,90
2349	–	–	–	–	–	–	–
2391	–	–	–	–	–	–	–
2399	9,70	–	9,70	9,70	–	–	–
2424	57,02	–	47,52	59,39	–	–	66,67
2511	23,94	–	17,96	23,94	–	–	25,00
2512	1,76	–	1,76	1,76	–	–	100,00
2599	7,66	–	2,55	7,66	–	–	100,00
2733	23,11	–	23,11	23,11	–	–	100,00
2930	4,02	–	4,02	4,02	–	–	–
3092	6,18	–	3,09	6,18	154,58	250,00	75,00
3101	4,55	–	2,28	4,55	–	–	50,00

Capítulo 68 - Piauí

68.2 - Indicadores de acidentes do trabalho, segundo a Classificação Nacional de Atividades Econômicas (CNAE), dos estabelecimentos localizados no estado do Piauí - 2015

(continuação)

CNAE	INDICADORES DE ACIDENTES DO TRABALHO						
	Incidência (por 1.000 vínculos)	Incidência de Doenças Ocupacionais (por 1.000 vínculos)	Incidência de Acidentes Típicos (por 1.000 vínculos)	Incidência de Incapacidade Temporária (por 1.000 vínculos)	Taxa de Mortalidade (por 100.000 vínculos)	Taxa de Letalidade (por 1.000 acidentes)	Acidentalidade para a faixa 16 a 34 anos (por 100 acidentes)
3102	–	–	–	–	–	–	–
3104	7,29	–	2,91	5,83	–	–	80,00
3250	–	–	–	–	–	–	–
3299	–	–	–	–	–	–	–
3329	15,69	–	10,46	15,69	–	–	100,00
3511	9,20	–	6,13	6,13	–	–	–
3512	14,70	–	12,11	12,54	43,24	29,41	47,06
3600	5,66	–	2,12	5,66	–	–	12,50
3811	8,99	–	8,09	8,99	–	–	60,00
4110	1,75	–	0,58	1,75	–	–	33,33
4120	6,74	0,08	4,02	6,54	8,12	12,05	49,40
4211	10,58	–	6,73	9,62	–	–	81,82
4221	33,08	–	15,48	33,08	–	–	48,94
4299	12,09	1,61	9,67	9,67	–	–	26,67
4313	4,87	–	4,87	4,87	–	–	–
4321	21,45	–	18,39	19,92	–	–	42,86
4322	10,19	–	6,80	10,19	–	–	100,00
4330	1,26	–	1,26	1,26	–	–	100,00
4391	–	–	–	–	–	–	–
4399	4,03	–	4,03	4,03	–	–	50,00
4511	1,35	0,34	–	1,35	–	–	100,00
4520	0,58	–	0,58	0,58	–	–	–
4530	4,05	–	3,24	3,51	26,97	66,67	46,67
4541	4,10	0,46	0,46	4,10	–	–	55,56
4617	14,13	–	7,07	14,13	–	–	–
4619	–	–	–	–	–	–	–
4623	–	–	–	–	–	–	–
4632	3,62	–	3,62	3,62	–	–	–
4633	7,69	–	1,92	7,69	–	–	25,00
4634	–	–	–	–	–	–	–
4635	10,03	–	3,19	10,03	–	–	81,82
4637	2,20	–	–	2,20	–	–	100,00
4639	13,35	–	9,34	13,35	–	–	70,00
4644	1,04	–	–	1,04	–	–	100,00
4645	–	–	–	–	–	–	–
4646	6,50	–	–	6,50	–	–	100,00
4647	3,65	–	3,65	3,65	–	–	100,00
4649	3,36	–	–	3,36	–	–	50,00
4661	7,40	–	7,40	7,40	–	–	100,00
4679	2,98	–	2,98	2,98	–	–	100,00
4681	4,65	–	–	4,65	–	–	–
4683	–	–	–	–	–	–	–
4689	–	–	–	–	–	–	–
4691	1,38	–	0,69	2,07	68,97	500,00	50,00
4693	6,51	0,23	2,79	6,51	23,26	35,71	60,71
4711	4,30	–	3,47	4,18	–	–	63,89
4712	0,39	–	0,39	0,20	–	–	–
4713	2,07	–	0,83	2,07	–	–	50,00
4721	1,48	–	–	1,48	–	–	100,00
4722	–	–	–	–	–	–	–
4723	13,55	–	8,13	13,55	–	–	90,00
4724	–	–	–	–	–	–	–
4729	–	–	–	–	–	–	–
4731	1,45	–	0,72	1,45	–	–	66,67
4741	–	–	–	–	–	–	–
4742	–	–	–	–	–	–	–
4743	8,87	–	4,43	8,87	–	–	50,00
4744	2,11	–	0,97	2,27	48,68	230,77	61,54
4751	1,15	–	–	1,15	–	–	100,00
4752	–	–	–	–	–	–	–
4753	3,13	–	2,35	3,13	–	–	100,00
4754	3,43	–	1,58	3,43	–	–	69,23
4755	1,78	–	1,33	1,78	–	–	50,00

Capítulo 68 - Piauí

68.2 - Indicadores de acidentes do trabalho, segundo a Classificação Nacional de Atividades Econômicas (CNAE), dos estabelecimentos localizados no estado do Piauí - 2015

(continuação)

CNAE	INDICADORES DE ACIDENTES DO TRABALHO						
	Incidência (por 1.000 vínculos)	Incidência de Doenças Ocupacionais (por 1.000 vínculos)	Incidência de Acidentes Típicos (por 1.000 vínculos)	Incidência de Incapacidade Temporária (por 1.000 vínculos)	Taxa de Mortalidade (por 100.000 vínculos)	Taxa de Letalidade (por 1.000 acidentes)	Acidentalidade para a faixa 16 a 34 anos (por 100 acidentes)
4757	6,43	–	–	6,43	–	–	50,00
4759	–	–	–	–	–	–	–
4761	–	–	–	–	–	–	–
4763	2,13	–	–	2,13	–	–	100,00
4771	1,00	–	0,20	1,00	–	–	80,00
4772	–	–	–	–	–	–	–
4773	–	–	–	–	–	–	–
4774	0,84	–	–	0,84	–	–	100,00
4781	2,85	–	0,84	2,85	–	–	64,71
4782	0,67	–	0,67	–	–	–	100,00
4783	2,04	–	2,04	2,04	–	–	–
4784	3,87	–	1,29	3,87	–	–	66,67
4789	1,26	–	0,63	1,26	63,11	500,00	50,00
4911	15,84	–	15,84	15,84	527,94	333,33	–
4921	5,95	–	2,55	5,67	–	–	28,57
4922	6,11	–	3,82	4,58	–	–	37,50
4929	3,38	–	3,38	3,38	–	–	100,00
4930	11,03	–	6,89	11,03	45,95	41,67	33,33
5111	97,61	–	–	97,61	–	–	47,06
5211	19,13	–	14,35	19,13	–	–	50,00
5212	44,17	–	–	44,17	–	–	50,00
5223	–	–	–	–	–	–	–
5229	22,50	–	7,50	22,50	750,00	333,33	–
5240	3,47	–	3,47	3,47	–	–	–
5310	59,18	8,70	42,94	47,00	–	–	30,39
5320	–	–	–	–	–	–	–
5510	1,03	–	0,69	1,03	–	–	66,67
5590	–	–	–	–	–	–	–
5611	0,89	–	0,22	0,78	–	–	62,50
5620	3,78	–	1,89	3,78	–	–	–
5822	–	–	–	–	–	–	–
5829	–	–	–	–	–	–	–
5911	–	–	–	–	–	–	–
6010	–	–	–	–	–	–	–
6021	–	–	–	–	–	–	–
6110	5,23	5,23	–	5,23	–	–	100,00
6120	–	–	–	–	–	–	–
6190	4,33	–	4,33	4,33	–	–	100,00
6201	24,79	–	–	24,79	–	–	–
6209	–	–	–	–	–	–	–
6311	20,01	6,67	6,67	20,01	–	–	66,67
6421	2,94	1,96	0,98	2,94	–	–	–
6422	6,26	4,17	1,04	6,26	–	–	50,00
6423	4,30	2,15	2,15	4,30	–	–	25,00
6436	–	–	–	–	–	–	–
6550	4,22	–	1,41	4,22	–	–	66,67
6613	–	–	–	–	–	–	–
6622	–	–	–	–	–	–	–
6810	–	–	–	–	–	–	–
6821	–	–	–	–	–	–	–
6822	24,04	–	6,01	24,04	–	–	91,67
6911	–	–	–	–	–	–	–
6912	–	–	–	–	–	–	–
6920	0,64	–	–	0,64	–	–	100,00
7020	–	–	–	–	–	–	–
7111	–	–	–	–	–	–	–
7112	21,49	–	13,90	20,22	–	–	29,41
7119	12,45	–	12,45	12,45	–	–	50,00
7210	27,94	5,59	11,18	22,35	–	–	20,00
7311	7,13	–	–	7,13	–	–	100,00
7319	6,57	–	6,57	6,57	–	–	–
7490	1,52	–	–	1,52	–	–	–
7711	4,36	–	–	4,36	–	–	100,00

Capítulo 68 - Piauí

68.2 - Indicadores de acidentes do trabalho, segundo a Classificação Nacional de Atividades Econômicas (CNAE), dos estabelecimentos localizados no estado do Piauí - 2015

(conclusão)

CNAE	INDICADORES DE ACIDENTES DO TRABALHO						
	Incidência (por 1.000 vínculos)	Incidência de Doenças Ocupacionais (por 1.000 vínculos)	Incidência de Acidentes Típicos (por 1.000 vínculos)	Incidência de Incapacidade Temporária (por 1.000 vínculos)	Taxa de Mortalidade (por 100.000 vínculos)	Taxa de Letalidade (por 1.000 acidentes)	Acidentalidade para a faixa 16 a 34 anos (por 100 acidentes)
7723	–	–	–	–	–	–	–
7729	–	–	–	–	–	–	–
7732	4,34	–	4,34	4,34	–	–	100,00
7733	3,76	–	–	3,76	–	–	100,00
7810	1,47	–	1,18	1,47	–	–	20,00
7820	3,75	–	1,88	3,75	–	–	50,00
7830	–	–	–	–	–	–	–
7911	–	–	–	–	–	–	–
8011	5,16	0,21	0,83	5,16	–	–	52,00
8012	6,68	–	2,23	6,68	–	–	33,33
8020	17,02	–	4,25	17,02	–	–	75,00
8111	–	–	–	–	–	–	–
8112	0,87	–	–	0,87	–	–	–
8121	1,60	–	0,34	1,60	–	–	50,00
8211	2,93	–	0,98	2,93	–	–	33,33
8219	–	–	–	–	–	–	–
8220	5,04	0,47	1,03	4,85	9,34	18,52	87,04
8230	–	–	–	–	–	–	–
8291	1,83	–	1,83	1,83	–	–	100,00
8299	3,72	–	1,24	3,72	–	–	33,33
8411	0,12	0,01	0,09	0,12	–	–	25,00
8412	–	–	–	–	–	–	–
8423	–	–	–	–	–	–	–
8424	–	–	–	–	–	–	–
8430	–	–	–	–	–	–	–
8511	118,65	–	–	118,65	–	–	34,88
8512	0,43	0,43	–	0,43	–	–	–
8513	0,20	–	0,20	0,20	–	–	–
8520	0,85	–	–	1,28	42,66	500,00	–
8531	6,54	–	1,19	6,24	–	–	40,91
8532	0,68	–	–	0,68	–	–	100,00
8533	–	–	–	–	–	–	–
8541	–	–	–	–	–	–	–
8550	–	–	–	–	–	–	–
8593	–	–	–	–	–	–	–
8599	1,36	–	–	1,36	–	–	25,00
8610	14,82	0,56	11,88	10,63	–	–	53,77
8630	–	–	–	–	–	–	–
8640	8,28	–	5,09	6,05	–	–	73,08
8650	–	–	–	–	–	–	–
8660	47,79	–	46,83	8,60	–	–	58,00
8690	–	–	–	–	–	–	–
8730	–	–	–	–	–	–	–
8800	–	–	–	–	–	–	–
9102	–	–	–	–	–	–	–
9312	–	–	–	–	–	–	–
9313	2,07	–	–	2,07	–	–	100,00
9329	7,11	–	–	7,11	710,90	1.000,00	–
9411	–	–	–	–	–	–	–
9412	–	–	–	–	–	–	–
9420	–	–	–	–	–	–	–
9430	–	–	–	–	–	–	–
9491	1,33	–	1,33	1,33	–	–	100,00
9492	–	–	–	–	–	–	–
9499	106,82	8,90	26,71	106,82	–	–	66,67
9511	–	–	–	–	–	–	–
9521	–	–	–	–	–	–	–
9529	–	–	–	–	–	–	–
9601	–	–	–	–	–	–	–
9602	–	–	–	–	–	–	–
9603	–	–	–	–	–	–	–
9609	–	–	–	–	–	–	–
9700	–	–	–	–	–	–	–
Outros(1)	18,45	–	4,52	17,93	12,90	6,99	51,05

Fonte: DATAPREV, CAT, SUB, CNIS.

Notas: 1. Os dados são preliminares, estando sujeitos a correções.
2. As atividades econômicas que apresentam valores zerados para os indicadores são aquelas onde não ocorreram acidentes no período.

(1) Englobam as atividades que possuíam número médio de vínculos no ano menor que 100.

Capítulo 69 - Ceará

69.1 - Indicadores de acidentes do trabalho, segundo a Classificação Nacional de Atividades Econômicas (CNAE), dos estabelecimentos localizados no estado do Ceará - 2014

(continua)

CNAE	INDICADORES DE ACIDENTES DO TRABALHO						
	Incidência (por 1.000 vínculos)	Incidência de Doenças Ocupacionais (por 1.000 vínculos)	Incidência de Acidentes Típicos (por 1.000 vínculos)	Incidência de Incapacidade Temporária (por 1.000 vínculos)	Taxa de Mortalidade (por 100.000 vínculos)	Taxa de Letalidade (por 1.000 acidentes)	Acidentalidade para a faixa 16 a 34 anos (por 100 acidentes)
TOTAL	**10,16**	**0,15**	**4,71**	**9,28**	**4,54**	**4,47**	**54,81**
0113	24,72	–	7,06	24,72	–	–	57,14
0119	8,64	0,27	5,67	8,64	–	–	62,50
0121	7,97	–	–	7,97	–	–	66,67
0122	2,96	–	0,99	2,96	–	–	33,33
0133	27,46	0,37	22,15	28,01	18,31	6,67	65,33
0151	7,50	–	4,69	7,50	–	–	50,00
0154	8,44	–	–	8,44	–	–	–
0155	13,08	–	10,13	12,91	–	–	55,00
0159	14,72	–	7,36	14,72	–	–	75,00
0161	9,20	–	3,68	9,20	–	–	20,00
0311	3,29	1,65	–	3,29	–	–	50,00
0321	7,55	–	5,87	7,55	–	–	66,67
0322	1,78	–	1,78	1,78	–	–	100,00
0600	59,63	–	59,63	4,59	–	–	46,15
0710	–	–	–	–	–	–	–
0810	10,42	–	7,70	10,42	–	–	56,52
0891	–	–	–	–	–	–	–
0899	12,05	–	8,03	12,05	–	–	33,33
1012	43,74	–	13,00	42,55	–	–	62,16
1013	25,50	–	17,00	25,50	–	–	83,33
1020	1,91	–	0,95	1,91	–	–	50,00
1031	12,85	0,32	9,64	12,53	32,13	25,00	55,00
1033	18,01	0,78	14,88	18,01	–	–	78,26
1042	–	–	–	–	–	–	–
1043	37,38	–	25,58	29,51	–	–	84,21
1051	11,30	–	7,54	13,19	–	–	83,33
1052	13,23	–	5,79	13,23	–	–	68,75
1053	10,73	–	3,90	9,75	–	–	63,64
1061	6,55	–	6,55	6,55	–	–	100,00
1062	40,79	–	30,59	37,73	–	–	72,50
1064	–	–	–	–	–	–	–
1066	14,48	–	11,17	14,90	–	–	65,71
1069	6,48	0,59	5,89	7,07	–	–	63,64
1081	34,67	–	21,42	34,67	–	–	64,71
1091	5,03	0,14	3,35	5,03	–	–	66,67
1092	7,12	–	4,27	4,27	–	–	60,00
1094	25,88	0,15	19,60	24,65	15,31	5,92	71,01
1095	13,02	–	–	13,02	–	–	100,00
1096	9,48	–	3,79	9,48	–	–	20,00
1099	9,82	–	7,01	8,98	–	–	62,86
1111	10,65	–	6,39	9,23	–	–	60,00
1113	17,91	–	10,75	14,33	–	–	65,00
1121	8,27	0,49	4,38	8,27	–	–	64,71
1122	39,63	1,48	29,26	38,15	37,04	9,35	59,81
1311	5,53	–	4,15	5,53	27,66	50,00	55,00
1312	5,80	–	5,80	5,80	–	–	–
1321	14,27	–	11,89	13,48	26,43	18,52	70,37
1322	13,87	–	9,60	12,80	–	–	69,23
1323	4,97	–	2,48	4,97	–	–	50,00
1330	15,97	–	13,31	15,08	44,36	27,78	66,67
1340	2,75	–	–	2,75	–	–	–
1351	8,94	–	7,83	8,94	–	–	50,00
1353	–	–	–	–	–	–	–
1354	24,60	–	22,91	23,76	–	–	82,76
1359	11,61	0,50	8,58	12,12	–	–	86,96
1411	2,18	0,12	1,31	2,18	–	–	71,43
1412	6,06	0,32	4,26	6,04	–	–	67,69
1413	3,22	–	–	3,22	–	–	100,00
1414	4,27	–	–	4,27	–	–	–
1422	4,14	–	2,07	2,07	–	–	50,00
1510	20,16	0,43	13,73	19,73	–	–	61,70
1521	1,74	–	–	1,74	–	–	100,00
1529	–	–	–	–	–	–	–
1531	14,04	0,03	10,65	10,41	3,49	2,49	81,84
1532	5,85	–	0,73	6,59	–	–	62,50
1533	14,25	0,03	7,80	14,35	6,90	4,84	77,97
1539	4,19	–	1,61	4,19	–	–	53,85
1540	7,06	–	4,89	7,06	–	–	92,31
1610	17,58	–	11,72	17,58	–	–	50,00
1622	14,05	–	9,36	14,05	–	–	22,22

Capítulo 69 - Ceará

69.1 - Indicadores de acidentes do trabalho, segundo a Classificação Nacional de Atividades Econômicas (CNAE), dos estabelecimentos localizados no estado do Ceará - 2014

(continuação)

CNAE	INDICADORES DE ACIDENTES DO TRABALHO						
	Incidência (por 1.000 vínculos)	Incidência de Doenças Ocupacionais (por 1.000 vínculos)	Incidência de Acidentes Típicos (por 1.000 vínculos)	Incidência de Incapacidade Temporária (por 1.000 vínculos)	Taxa de Mortalidade (por 100.000 vínculos)	Taxa de Letalidade (por 1.000 acidentes)	Acidentalidade para a faixa 16 a 34 anos (por 100 acidentes)
1629	1,73	–	1,73	1,73	–	–	100,00
1721	17,05	–	8,52	17,05	–	–	50,00
1731	37,66	–	31,25	38,46	–	–	65,96
1733	20,10	–	20,10	9,27	–	–	53,85
1741	4,24	–	4,24	4,24	–	–	100,00
1742	13,23	–	13,23	13,23	–	–	50,00
1749	20,14	–	10,07	20,14	–	–	37,50
1811	9,79	–	–	9,79	–	–	60,00
1812	22,89	–	3,27	22,89	–	–	42,86
1813	5,34	–	2,43	5,34	–	–	63,64
1821	4,67	–	4,67	4,67	–	–	100,00
1921	23,13	1,22	18,26	17,04	–	–	47,37
1931	146,41	–	11,26	143,59	–	–	55,77
2051	2,53	–	–	2,53	–	–	–
2061	11,09	–	11,09	11,09	–	–	100,00
2062	4,15	–	2,07	4,15	–	–	100,00
2063	3,61	–	3,61	3,61	–	–	50,00
2071	6,58	–	5,92	6,58	–	–	50,00
2073	30,60	–	30,60	30,60	–	–	71,43
2093	18,35	–	18,35	18,35	–	–	–
2099	–	–	–	–	–	–	–
2121	9,39	0,36	5,78	9,39	–	–	61,54
2212	2,01	–	2,01	2,01	–	–	100,00
2219	21,97	1,16	4,63	20,82	115,64	52,63	52,63
2221	18,54	–	10,60	15,89	–	–	85,71
2222	12,57	–	11,09	12,57	–	–	58,82
2229	10,74	–	6,23	10,74	–	–	83,87
2311	4,64	–	–	4,64	–	–	100,00
2312	45,95	–	38,29	30,63	–	–	83,33
2319	18,47	–	18,47	18,47	–	–	75,00
2320	40,31	–	36,64	31,76	–	–	66,67
2330	8,74	–	7,18	8,43	–	–	67,86
2341	3,72	–	3,72	3,72	–	–	100,00
2342	5,94	–	4,90	5,94	14,84	25,00	70,00
2349	18,58	–	13,94	10,84	–	–	66,67
2391	4,44	–	1,77	4,44	–	–	40,00
2392	25,63	–	21,58	25,63	–	–	57,89
2399	13,43	–	10,98	13,43	–	–	54,55
2412	31,41	–	31,41	12,57	–	–	40,00
2421	25,02	–	25,02	10,72	–	–	28,57
2423	30,45	–	24,91	11,07	–	–	54,55
2431	56,43	0,69	48,12	39,47	–	–	78,53
2441	9,65	–	9,65	9,65	–	–	40,00
2451	22,14	–	17,71	22,14	–	–	80,00
2452	37,89	–	–	37,89	–	–	16,67
2511	9,60	0,46	7,77	9,14	–	–	52,38
2512	8,71	–	4,84	8,71	–	–	66,67
2521	13,16	–	6,58	13,16	–	–	50,00
2532	49,04	3,50	28,02	45,53	–	–	57,14
2539	66,70	–	53,36	46,69	–	–	50,00
2542	8,58	–	8,58	8,58	–	–	100,00
2543	13,26	–	13,26	6,63	–	–	100,00
2591	27,01	–	19,30	27,01	–	–	42,86
2592	10,83	–	10,83	10,83	–	–	83,33
2593	6,57	–	5,75	6,57	–	–	87,50
2599	21,09	0,92	18,34	20,18	–	–	47,83
2622	7,12	2,37	2,37	4,75	–	–	100,00
2640	8,49	–	–	8,49	–	–	100,00
2710	36,80	–	35,86	31,14	–	–	76,92
2731	23,92	–	3,42	23,92	–	–	57,14
2751	54,97	4,00	41,63	54,44	–	–	64,08
2759	13,21	–	8,81	13,21	–	–	22,22
2790	26,14	–	26,14	17,43	–	–	100,00
2812	20,40	–	20,40	20,40	–	–	100,00
2813	12,84	3,21	6,42	12,84	–	–	25,00
2823	7,01	–	4,67	7,01	–	–	66,67
2829	–	–	–	–	–	–	–
2833	7,99	–	7,99	7,99	–	–	–
2840	5,49	–	–	5,49	–	–	100,00
2869	57,18	–	40,03	48,61	–	–	55,00
2910	–	–	–	–	–	–	–
2930	25,83	–	22,60	27,44	–	–	68,75

Capítulo 69 - Ceará

69.1 - Indicadores de acidentes do trabalho, segundo a Classificação Nacional de Atividades Econômicas (CNAE), dos estabelecimentos localizados no estado do Ceará - 2014

(continuação)

CNAE	INDICADORES DE ACIDENTES DO TRABALHO						
	Incidência (por 1.000 vínculos)	Incidência de Doenças Ocupacionais (por 1.000 vínculos)	Incidência de Acidentes Típicos (por 1.000 vínculos)	Incidência de Incapacidade Temporária (por 1.000 vínculos)	Taxa de Mortalidade (por 100.000 vínculos)	Taxa de Letalidade (por 1.000 acidentes)	Acidentalidade para a faixa 16 a 34 anos (por 100 acidentes)
2943	7,45	–	7,45	7,45	–	–	50,00
2944	3,86	–	3,86	3,86	–	–	–
2949	10,57	–	10,57	10,57	–	–	50,00
2950	3,26	–	–	3,26	–	–	–
3011	7,09	–	7,09	7,09	–	–	62,50
3031	3,35	–	3,35	3,35	–	–	–
3101	8,04	–	7,12	8,04	–	–	68,57
3102	12,33	–	10,15	12,33	–	–	64,71
3103	8,35	–	4,17	8,35	–	–	75,00
3104	9,93	0,83	6,62	9,93	–	–	50,00
3211	–	–	–	–	–	–	–
3212	–	–	–	–	–	–	–
3230	87,15	–	–	87,15	–	–	40,00
3250	10,12	–	8,86	8,86	–	–	75,00
3291	9,16	–	–	9,16	–	–	50,00
3292	–	–	–	–	–	–	–
3299	4,12	–	1,37	4,12	–	–	33,33
3311	33,82	–	33,82	33,82	–	–	33,33
3313	12,90	–	8,29	12,90	–	–	78,57
3314	5,59	–	4,66	5,59	–	–	100,00
3321	18,89	–	12,59	18,89	–	–	66,67
3329	6,90	–	6,90	6,90	–	–	33,33
3514	6,62	–	4,14	3,31	–	–	12,50
3600	2,08	–	1,25	2,08	–	–	100,00
3702	–	–	–	–	–	–	–
3811	19,26	–	15,13	18,71	–	–	61,43
3831	–	–	–	–	–	–	–
3832	6,42	–	6,42	6,42	–	–	75,00
3839	13,24	–	13,24	13,24	–	–	50,00
4110	13,87	0,08	7,59	14,04	24,48	17,65	50,00
4120	8,94	0,18	6,25	8,42	16,03	17,94	50,22
4211	14,54	0,18	11,81	14,00	–	–	46,25
4212	27,95	–	18,63	23,29	232,92	83,33	50,00
4213	5,42	–	3,25	5,42	–	–	30,00
4221	24,40	–	14,08	23,01	39,67	16,26	56,10
4222	9,61	–	8,59	9,10	50,55	52,63	52,63
4291	14,61	–	14,61	14,61	–	–	33,33
4292	17,03	–	15,44	8,52	–	–	75,00
4299	24,65	0,27	20,05	24,38	–	–	47,25
4311	1,94	–	–	1,94	–	–	–
4313	5,79	–	4,21	4,21	–	–	45,45
4321	10,72	–	6,88	9,30	–	–	71,70
4322	6,54	0,73	1,45	6,54	–	–	55,56
4329	5,46	–	3,90	5,46	78,06	142,86	42,86
4330	3,49	0,29	1,45	3,49	–	–	58,33
4391	1,79	–	1,79	1,79	–	–	–
4399	12,06	0,40	10,86	8,04	20,10	16,67	61,67
4511	4,71	–	3,24	4,56	–	–	46,88
4520	5,46	–	2,48	5,71	24,82	45,45	54,55
4530	3,29	–	1,35	3,10	–	–	76,47
4541	4,85	–	1,21	4,64	20,19	41,67	83,33
4613	–	–	–	–	–	–	–
4616	6,88	–	–	6,88	–	–	100,00
4617	26,93	–	15,92	26,93	–	–	77,27
4618	–	–	–	–	–	–	–
4619	4,55	–	2,27	4,55	–	–	100,00
4623	5,49	–	5,49	5,49	–	–	50,00
4631	12,66	–	6,33	12,66	–	–	50,00
4632	2,28	–	1,71	2,86	–	–	50,00
4633	–	–	–	–	–	–	–
4634	4,62	–	2,31	4,62	–	–	50,00
4635	12,21	–	8,55	8,55	–	–	77,50
4636	30,36	–	30,36	30,36	607,29	200,00	40,00
4637	9,51	–	4,76	9,51	–	–	62,50
4639	9,63	–	4,59	8,95	22,94	23,81	76,19
4641	–	–	–	–	–	–	–
4642	2,82	–	1,13	2,82	–	–	60,00
4643	–	–	–	–	–	–	–
4644	3,42	0,34	1,37	3,42	–	–	80,00
4645	1,23	–	–	1,23	–	–	100,00
4646	7,94	–	3,97	7,15	–	–	50,00
4647	1,67	–	0,84	1,67	–	–	50,00

Capítulo 69 - Ceará

69.1 - Indicadores de acidentes do trabalho, segundo a Classificação Nacional de Atividades Econômicas (CNAE), dos estabelecimentos localizados no estado do Ceará - 2014

(continuação)

CNAE	INDICADORES DE ACIDENTES DO TRABALHO						
	Incidência (por 1.000 vínculos)	Incidência de Doenças Ocupacionais (por 1.000 vínculos)	Incidência de Acidentes Típicos (por 1.000 vínculos)	Incidência de Incapacidade Temporária (por 1.000 vínculos)	Taxa de Mortalidade (por 100.000 vínculos)	Taxa de Letalidade (por 1.000 acidentes)	Acidentalidade para a faixa 16 a 34 anos (por 100 acidentes)
4649	5,56	–	1,96	5,56	–	–	70,59
4651	5,42	–	1,35	5,42	–	–	25,00
4652	–	–	–	–	–	–	–
4661	–	–	–	–	–	–	–
4662	12,84	–	9,63	12,84	–	–	75,00
4663	4,50	–	4,50	4,50	–	–	–
4664	12,48	–	–	12,48	–	–	100,00
4665	6,74	–	–	6,74	–	–	100,00
4669	6,50	–	3,25	6,50	–	–	100,00
4671	6,95	–	6,95	6,95	–	–	75,00
4672	10,55	–	6,78	11,30	–	–	71,43
4673	–	–	–	–	–	–	–
4674	6,49	–	6,49	6,49	–	–	–
4679	9,72	–	7,90	9,72	–	–	56,25
4681	3,44	–	–	3,44	–	–	100,00
4682	12,21	–	6,10	6,10	–	–	50,00
4683	5,13	–	–	5,13	–	–	100,00
4684	–	–	–	–	–	–	–
4685	12,16	–	8,68	12,16	–	–	71,43
4686	–	–	–	–	–	–	–
4687	12,15	–	9,72	12,15	–	–	20,00
4689	6,19	–	3,09	6,19	–	–	100,00
4691	5,46	–	2,73	5,46	–	–	100,00
4693	14,85	–	7,03	14,85	–	–	68,42
4711	9,66	0,25	6,70	9,63	6,29	6,51	63,52
4712	1,82	0,06	0,91	1,75	–	–	71,43
4713	1,05	–	–	1,05	–	–	100,00
4721	1,32	–	0,53	1,32	–	–	80,00
4722	3,80	–	2,95	3,80	–	–	88,89
4723	8,02	–	4,01	8,02	–	–	57,14
4724	2,58	–	2,58	2,58	–	–	–
4729	2,19	–	0,87	2,19	–	–	40,00
4731	2,28	–	0,54	2,28	–	–	80,95
4741	1,57	–	1,57	1,57	–	–	100,00
4742	3,17	–	2,12	3,17	–	–	66,67
4743	5,06	–	3,79	5,06	–	–	75,00
4744	3,50	0,14	2,40	3,30	6,87	19,61	50,98
4751	5,54	–	1,58	5,54	–	–	64,29
4752	2,65	–	1,06	2,65	–	–	80,00
4753	2,37	–	0,84	2,37	–	–	71,43
4754	1,74	–	0,92	1,74	–	–	63,16
4755	0,81	–	0,32	0,81	–	–	40,00
4756	7,62	–	–	7,62	–	–	100,00
4757	0,92	–	0,92	0,92	–	–	100,00
4759	2,94	–	1,76	2,94	–	–	80,00
4761	2,25	–	0,75	2,25	–	–	50,00
4762	–	–	–	–	–	–	–
4763	1,86	–	1,12	1,86	–	–	80,00
4771	2,28	–	0,64	2,28	7,12	31,25	62,50
4772	3,33	–	0,83	3,05	–	–	66,67
4773	–	–	–	–	–	–	–
4774	1,45	–	0,48	1,70	–	–	50,00
4781	1,70	0,12	0,91	1,64	–	–	82,14
4782	2,36	–	1,11	2,50	13,88	58,82	88,24
4783	1,33	–	1,33	1,33	–	–	–
4784	10,85	0,77	6,97	10,07	–	–	60,71
4789	3,01	0,12	0,69	3,01	–	–	76,92
4911	17,06	–	15,64	18,48	–	–	41,67
4912	16,27	–	16,27	13,02	–	–	–
4921	7,40	–	2,99	7,31	24,93	33,71	43,82
4922	8,56	–	5,21	4,09	–	–	52,17
4923	1,39	–	1,39	1,39	–	–	–
4924	–	–	–	–	–	–	–
4929	6,62	0,83	1,65	6,62	165,43	250,00	37,50
4930	7,84	0,12	5,55	6,75	12,06	15,38	55,38
5030	10,42	–	6,94	10,42	–	–	16,67
5111	17,72	–	8,86	16,61	–	–	56,25
5112	16,88	8,44	–	16,88	–	–	50,00
5211	23,42	–	15,61	23,42	–	–	58,33
5212	29,09	–	7,27	29,09	–	–	58,33
5222	5,92	–	5,92	5,92	–	–	–
5223	1,98	–	0,99	1,98	–	–	50,00

Capítulo 69 - Ceará

69.1 - Indicadores de acidentes do trabalho, segundo a Classificação Nacional de Atividades Econômicas (CNAE), dos estabelecimentos localizados no estado do Ceará - 2014

(continuação)

CNAE	INDICADORES DE ACIDENTES DO TRABALHO						
	Incidência (por 1.000 vínculos)	Incidência de Doenças Ocupacionais (por 1.000 vínculos)	Incidência de Acidentes Típicos (por 1.000 vínculos)	Incidência de Incapacidade Temporária (por 1.000 vínculos)	Taxa de Mortalidade (por 100.000 vínculos)	Taxa de Letalidade (por 1.000 acidentes)	Acidentalidade para a faixa 16 a 34 anos (por 100 acidentes)
5229	6,26	–	6,26	6,26	156,54	250,00	50,00
5231	27,74	–	20,55	25,69	–	–	66,67
5232	–	–	–	–	–	–	–
5240	25,15	–	18,53	23,83	–	–	42,11
5250	7,74	–	–	7,74	193,61	250,00	100,00
5310	55,28	0,31	47,60	54,05	–	–	37,22
5320	11,00	–	4,31	11,00	–	–	60,87
5510	6,46	0,18	4,15	6,09	–	–	62,86
5590	–	–	–	–	–	–	–
5611	2,81	0,06	1,48	2,78	–	–	61,29
5612	7,23	–	–	7,23	–	–	100,00
5620	13,51	–	9,87	12,99	–	–	48,72
5811	–	–	–	–	–	–	–
5819	–	–	–	–	–	–	–
5821	–	–	–	–	–	–	–
5822	14,79	–	10,24	14,79	–	–	30,77
5829	3,69	–	3,69	3,69	–	–	100,00
5911	5,00	–	5,00	5,00	–	–	100,00
5914	12,57	3,14	6,28	12,57	–	–	50,00
5920	–	–	–	–	–	–	–
6010	–	–	–	–	–	–	–
6021	11,68	–	7,19	12,58	–	–	38,46
6110	10,43	2,84	4,42	6,64	–	–	81,82
6120	–	–	–	–	–	–	–
6141	–	–	–	–	–	–	–
6190	3,88	–	3,10	3,88	–	–	40,00
6201	17,66	3,93	2,94	18,65	–	–	38,89
6202	4,37	–	1,75	4,37	–	–	100,00
6203	–	–	–	–	–	–	–
6204	5,04	0,39	1,16	4,66	–	–	46,15
6209	10,76	–	7,17	9,86	–	–	41,67
6311	1,52	–	–	1,52	–	–	100,00
6319	–	–	–	–	–	–	–
6399	–	–	–	–	–	–	–
6421	15,64	2,93	11,24	8,80	–	–	50,00
6422	7,21	3,61	2,77	7,35	–	–	36,54
6423	4,72	1,45	1,09	4,36	–	–	23,08
6424	–	–	–	–	–	–	–
6436	4,43	4,43	–	4,43	–	–	–
6462	6,57	–	2,63	6,57	–	–	60,00
6463	–	–	–	–	–	–	–
6491	4,50	–	4,50	4,50	–	–	100,00
6493	2,50	–	–	2,50	–	–	100,00
6511	–	–	–	–	–	–	–
6512	–	–	–	–	–	–	–
6550	7,19	0,60	1,20	7,19	–	–	79,17
6613	10,23	–	6,82	10,23	–	–	100,00
6619	6,98	3,49	1,74	5,23	–	–	50,00
6621	–	–	–	–	–	–	–
6622	4,72	–	1,18	4,72	–	–	100,00
6810	16,79	–	11,19	16,42	–	–	57,78
6821	5,57	–	–	5,57	–	–	100,00
6822	3,01	–	2,26	3,01	–	–	50,00
6911	3,66	0,61	1,22	3,66	–	–	33,33
6912	1,32	–	–	1,32	–	–	–
6920	3,07	–	1,02	3,24	–	–	77,78
7020	1,90	–	0,38	1,90	–	–	80,00
7111	–	–	–	–	–	–	–
7112	15,87	–	10,27	13,38	31,11	19,61	58,82
7119	1,28	–	1,28	–	–	–	100,00
7120	–	–	–	–	–	–	–
7210	12,40	–	9,30	10,85	–	–	–
7311	19,43	–	–	19,43	–	–	81,82
7312	–	–	–	–	–	–	–
7319	0,89	–	0,89	0,89	–	–	100,00
7320	8,50	–	–	8,50	–	–	100,00
7420	14,10	–	–	14,10	–	–	–
7490	4,54	0,32	1,94	4,54	–	–	35,71
7711	3,45	–	1,44	3,45	–	–	58,33
7719	–	–	–	–	–	–	–
7721	–	–	–	–	–	–	–
7722	23,20	–	11,60	23,20	–	–	50,00
7723	–	–	–	–	–	–	–

Capítulo 69 - Ceará

69.1 - Indicadores de acidentes do trabalho, segundo a Classificação Nacional de Atividades Econômicas (CNAE), dos estabelecimentos localizados no estado do Ceará - 2014

(conclusão)

CNAE	INDICADORES DE ACIDENTES DO TRABALHO						
	Incidência (por 1.000 vínculos)	Incidência de Doenças Ocupacionais (por 1.000 vínculos)	Incidência de Acidentes Típicos (por 1.000 vínculos)	Incidência de Incapacidade Temporária (por 1.000 vínculos)	Taxa de Mortalidade (por 100.000 vínculos)	Taxa de Letalidade (por 1.000 acidentes)	Acidentalidade para a faixa 16 a 34 anos (por 100 acidentes)
7729	–	–	–	–	–	–	–
7732	9,68	–	4,08	9,68	–	–	68,42
7733	5,02	–	2,51	5,02	–	–	100,00
7739	6,95	–	3,79	5,06	–	–	90,91
7810	2,25	0,07	1,60	2,25	7,26	32,26	54,84
7820	3,57	0,06	1,56	3,44	12,98	36,36	56,36
7830	1,95	0,06	0,57	1,89	–	–	61,76
7911	4,40	–	1,47	4,40	–	–	66,67
7990	–	–	–	–	–	–	–
8011	8,00	–	1,67	7,95	4,91	6,13	57,06
8012	23,20	–	3,57	23,20	–	–	57,69
8111	4,45	–	2,23	4,45	–	–	50,00
8112	5,41	0,07	2,26	5,33	–	–	45,95
8121	5,23	–	2,18	5,01	–	–	58,33
8122	10,72	–	8,04	10,72	–	–	75,00
8129	12,73	–	5,09	12,73	–	–	20,00
8130	37,20	–	7,44	37,20	–	–	60,00
8211	5,02	0,20	2,21	4,82	–	–	60,00
8219	5,24	–	3,00	5,24	–	–	100,00
8220	4,68	0,65	0,98	4,62	–	–	88,89
8230	0,94	–	0,94	0,94	–	–	100,00
8291	4,08	0,45	0,68	4,08	–	–	66,67
8292	–	–	–	–	–	–	–
8299	2,88	0,06	1,53	2,51	–	–	51,06
8411	0,18	0,01	0,14	0,17	0,47	25,64	28,21
8412	1,80	–	1,80	1,80	–	–	–
8413	–	–	–	–	–	–	–
8423	–	–	–	–	–	–	–
8430	–	–	–	–	–	–	–
8511	46,59	–	1,63	45,78	–	–	38,60
8512	0,16	–	–	0,16	–	–	100,00
8513	2,09	–	1,14	2,02	–	–	45,16
8520	0,90	–	0,56	0,90	–	–	12,50
8531	2,05	–	0,20	2,05	–	–	30,00
8532	5,18	–	2,44	4,88	–	–	44,12
8541	1,89	–	1,89	1,89	–	–	–
8542	1,67	–	0,56	1,67	–	–	66,67
8550	3,37	–	3,37	3,37	–	–	–
8591	6,82	–	6,82	6,82	–	–	–
8593	–	–	–	–	–	–	–
8599	4,76	0,12	1,95	4,63	12,20	25,64	46,15
8610	33,27	0,35	26,14	17,53	9,90	2,98	53,87
8630	5,13	0,23	2,33	4,43	–	–	50,00
8640	8,97	–	5,10	6,73	–	–	68,18
8650	–	–	–	–	–	–	–
8660	45,89	0,44	39,65	13,07	–	–	70,57
8690	2,27	–	1,42	1,71	28,42	125,00	62,50
8711	3,18	–	3,18	3,18	–	–	100,00
8712	28,06	–	16,51	24,76	–	–	35,29
8730	–	–	–	–	–	–	–
8800	21,94	0,98	17,55	17,55	–	–	40,00
9001	2,04	–	–	2,04	–	–	100,00
9312	0,99	–	0,99	0,99	–	–	100,00
9313	0,55	–	0,55	0,55	–	–	100,00
9319	–	–	–	–	–	–	–
9321	12,75	–	10,09	12,75	–	–	66,67
9329	1,88	–	1,88	1,88	–	–	–
9411	2,53	–	1,27	2,53	–	–	50,00
9412	9,89	–	5,32	9,89	–	–	7,69
9420	0,65	0,65	–	0,65	–	–	100,00
9430	2,09	–	1,36	1,99	–	–	30,00
9491	1,44	0,36	1,08	1,80	35,99	250,00	25,00
9492	13,60	–	–	13,60	–	–	–
9493	1,22	–	1,22	1,22	–	–	100,00
9499	8,86	0,16	4,04	8,86	–	–	92,98
9511	7,63	–	3,05	7,63	–	–	70,00
9512	6,27	–	–	6,27	–	–	100,00
9521	5,18	–	–	5,18	–	–	60,00
9529	–	–	–	–	–	–	–
9601	2,91	0,42	2,08	2,91	–	–	42,86
9602	0,49	0,24	–	0,49	–	–	50,00
9603	7,43	–	3,38	6,75	–	–	54,55
9609	1,68	–	–	1,68	–	–	–
Outros(1)	35,86	0,17	16,42	29,83	–	–	51,87

Fonte: DATAPREV, CAT, SUB, CNIS.

Notas: 1. Os dados são preliminares, estando sujeitos a correções.
2. As atividades econômicas que apresentam valores zerados para os indicadores são aquelas onde não ocorreram acidentes no período.

(1) Englobam as atividades que possuíam número médio de vínculos no ano menor que 100.

Capítulo 69 - Ceará

69.2 - Indicadores de acidentes do trabalho, segundo a Classificação Nacional de Atividades Econômicas (CNAE), dos estabelecimentos localizados no estado do Ceará - 2015

(continua)

CNAE	INDICADORES DE ACIDENTES DO TRABALHO						
	Incidência (por 1.000 vínculos)	Incidência de Doenças Ocupacionais (por 1.000 vínculos)	Incidência de Acidentes Típicos (por 1.000 vínculos)	Incidência de Incapacidade Temporária (por 1.000 vínculos)	Taxa de Mortalidade (por 100.000 vínculos)	Taxa de Letalidade (por 1.000 acidentes)	Acidentalidade para a faixa 16 a 34 anos (por 100 acidentes)
TOTAL	**8,68**	**0,16**	**4,48**	**7,83**	**3,80**	**4,38**	**55,72**
0111	203,79	–	–	203,79	–	–	42,31
0113	4,58	–	4,58	4,58	–	–	–
0116	–	–	–	–	–	–	–
0119	11,18	–	8,67	11,41	22,82	20,41	83,67
0121	6,86	–	1,72	6,86	–	–	75,00
0122	1,88	–	0,94	1,88	–	–	100,00
0133	20,14	0,59	17,40	20,14	–	–	67,96
0139	18,97	–	–	18,97	–	–	–
0151	1,55	–	0,78	1,55	–	–	–
0154	–	–	–	–	–	–	–
0155	10,13	–	5,91	9,57	–	–	62,50
0159	6,52	–	3,26	6,52	–	–	50,00
0161	4,56	–	1,82	4,56	91,16	200,00	60,00
0220	–	–	–	–	–	–	–
0311	28,98	6,59	15,81	26,34	–	–	54,55
0321	5,88	–	3,74	6,42	–	–	63,64
0322	3,19	–	1,59	3,19	–	–	50,00
0600	59,60	–	54,64	9,93	496,69	83,33	33,33
0810	11,17	–	8,04	11,17	44,67	40,00	36,00
0891	–	–	–	–	–	–	–
0899	8,45	–	8,45	8,45	–	–	–
1012	45,21	–	20,87	44,05	–	–	71,79
1013	17,88	–	14,30	16,98	–	–	50,00
1020	5,79	–	3,86	5,79	–	–	75,00
1031	9,39	0,57	6,83	7,97	85,39	90,91	30,30
1033	11,38	–	7,00	11,38	–	–	76,92
1042	–	–	–	–	–	–	–
1043	43,06	–	33,27	37,19	195,73	45,45	63,64
1051	30,55	–	21,57	30,55	–	–	82,35
1052	13,43	–	9,48	12,64	–	–	52,94
1053	4,83	–	1,93	4,83	–	–	80,00
1061	–	–	–	–	–	–	–
1062	6,70	–	5,03	6,14	–	–	63,89
1064	–	–	–	–	–	–	–
1066	15,05	0,43	11,61	15,05	–	–	65,71
1069	9,82	–	7,56	9,82	–	–	61,54
1081	24,41	–	18,55	23,44	–	–	64,00
1091	2,81	0,10	1,55	2,81	–	–	72,41
1092	18,91	–	14,55	18,91	–	–	53,85
1094	65,94	–	51,69	62,28	–	–	69,14
1095	4,22	–	–	4,22	–	–	–
1096	7,49	–	5,62	7,49	–	–	75,00
1099	10,38	–	7,24	10,07	–	–	45,45
1111	15,82	–	9,49	16,62	–	–	60,00
1113	26,91	0,90	19,74	22,43	–	–	70,00
1121	7,32	–	5,49	7,32	–	–	62,50
1122	35,49	0,75	24,28	33,99	37,35	10,53	56,84
1311	5,17	–	3,88	5,17	–	–	37,50
1312	3,75	–	–	3,75	–	–	100,00
1321	13,99	–	11,95	13,22	–	–	69,09
1322	17,51	–	10,22	17,51	–	–	50,00
1323	11,53	–	2,88	8,65	–	–	100,00
1330	15,90	–	12,62	16,36	93,51	58,82	67,65
1340	–	–	–	–	–	–	–
1351	6,18	–	6,18	6,18	–	–	–
1354	18,10	–	11,76	17,19	–	–	90,00
1359	4,58	–	2,54	4,58	–	–	66,67
1411	1,91	–	1,34	1,91	–	–	66,67
1412	6,38	0,38	4,76	4,88	–	–	59,28
1413	3,23	–	1,08	3,23	–	–	–
1414	1,60	–	1,60	1,60	–	–	100,00
1422	–	–	–	–	–	–	–
1510	15,28	–	10,54	14,75	–	–	58,62
1521	5,84	–	1,95	5,84	–	–	–
1529	–	–	–	–	–	–	–
1531	15,24	0,19	9,99	12,23	7,60	4,99	79,30
1532	10,27	–	1,47	10,27	–	–	92,86
1533	5,07	0,23	2,53	4,95	7,68	15,15	63,64
1539	4,97	–	3,20	4,97	–	–	78,57
1540	6,36	–	6,36	6,36	–	–	70,00
1610	12,79	–	9,59	12,79	–	–	100,00
1622	8,55	–	8,55	8,55	–	–	20,00

Capítulo 69 - Ceará

69.2 - Indicadores de acidentes do trabalho, segundo a Classificação Nacional de Atividades Econômicas (CNAE), dos estabelecimentos localizados no estado do Ceará - 2015

(continuação)

CNAE	INDICADORES DE ACIDENTES DO TRABALHO						
	Incidência (por 1.000 vínculos)	Incidência de Doenças Ocupacionais (por 1.000 vínculos)	Incidência de Acidentes Típicos (por 1.000 vínculos)	Incidência de Incapacidade Temporária (por 1.000 vínculos)	Taxa de Mortalidade (por 100.000 vínculos)	Taxa de Letalidade (por 1.000 acidentes)	Acidentalidade para a faixa 16 a 34 anos (por 100 acidentes)
1629	5,46	–	3,64	5,46	–	–	66,67
1721	27,38	–	13,69	27,38	–	–	–
1731	17,08	–	16,23	17,08	–	–	75,00
1733	12,81	–	9,15	10,98	–	–	57,14
1741	4,54	–	2,27	4,54	–	–	50,00
1742	–	–	–	–	–	–	–
1749	11,43	–	5,71	11,43	–	–	50,00
1811	4,09	–	2,04	4,09	–	–	–
1812	5,12	–	–	5,12	–	–	33,33
1813	5,39	–	2,94	5,39	–	–	45,45
1821	4,18	–	–	4,18	–	–	100,00
1822	3,13	–	–	3,13	–	–	–
1921	80,02	3,33	53,35	76,69	–	–	54,17
1931	92,29	–	5,43	92,29	–	–	55,88
2051	2,59	–	2,59	2,59	–	–	–
2061	20,73	–	11,84	20,73	–	–	85,71
2062	7,87	–	3,94	7,87	–	–	25,00
2063	7,06	1,77	5,30	7,06	–	–	25,00
2071	8,89	–	6,84	8,89	–	–	69,23
2073	14,92	–	14,92	14,92	–	–	33,33
2093	9,83	–	9,83	9,83	–	–	100,00
2099	9,24	–	6,93	9,24	–	–	50,00
2121	8,67	0,36	3,61	8,67	–	–	66,67
2212	8,00	–	6,00	8,00	–	–	100,00
2219	13,20	–	4,40	13,20	–	–	58,33
2221	5,68	–	2,84	5,68	–	–	–
2222	8,65	–	6,29	8,65	–	–	54,55
2229	7,13	–	3,57	6,78	35,66	50,00	45,00
2311	12,73	–	9,54	12,73	–	–	75,00
2319	16,36	–	10,90	16,36	–	–	83,33
2320	21,15	–	15,38	17,30	–	–	63,64
2330	10,02	–	8,88	8,88	–	–	40,00
2341	4,28	–	4,28	4,28	–	–	–
2342	6,91	–	6,31	6,91	15,03	21,74	76,09
2349	30,23	–	10,67	28,45	–	–	82,35
2391	4,24	–	2,55	4,24	–	–	60,00
2392	34,14	–	29,49	34,14	–	–	63,64
2399	18,53	–	9,26	19,69	–	–	68,75
2412	12,10	–	12,10	12,10	–	–	50,00
2421	14,33	1,51	10,56	12,06	–	–	68,42
2422	78,18	–	39,09	78,18	–	–	75,00
2423	34,32	3,12	28,08	12,48	–	–	18,18
2431	34,59	1,15	30,74	21,52	–	–	68,89
2441	9,77	–	7,82	9,77	–	–	20,00
2451	8,98	–	4,49	8,98	–	–	50,00
2452	28,90	–	–	28,90	–	–	20,00
2511	8,51	1,14	5,68	8,51	–	–	60,00
2512	5,04	–	4,54	4,54	–	–	70,00
2513	–	–	–	–	–	–	–
2521	16,05	–	16,05	16,05	–	–	50,00
2532	23,99	–	17,14	23,99	–	–	85,71
2539	5,66	–	5,66	5,66	–	–	–
2542	8,01	–	8,01	8,01	–	–	50,00
2543	6,98	–	6,98	6,98	–	–	–
2591	21,70	–	19,53	21,70	–	–	30,00
2592	4,08	2,04	2,04	4,08	–	–	50,00
2593	9,20	0,84	5,86	10,04	–	–	81,82
2599	10,44	–	8,54	9,49	–	–	63,64
2622	21,00	–	3,50	17,50	–	–	66,67
2640	–	–	–	–	–	–	–
2710	53,54	1,39	47,98	33,38	–	–	89,61
2731	18,99	4,75	4,75	9,49	–	–	50,00
2751	49,18	1,96	36,05	46,95	–	–	67,61
2759	1,57	–	1,57	1,57	–	–	–
2812	15,59	–	7,80	15,59	–	–	100,00
2813	6,30	–	6,30	6,30	–	–	50,00
2823	–	–	–	–	–	–	–
2829	3,43	–	3,43	3,43	–	–	–
2833	4,34	–	4,34	4,34	–	–	–
2840	12,28	–	6,14	12,28	–	–	50,00
2869	56,56	–	44,78	56,56	–	–	50,00
2910	2,00	–	2,00	2,00	–	–	100,00
2930	21,77	–	19,96	21,77	–	–	66,67

Capítulo 69 - Ceará

69.2 - Indicadores de acidentes do trabalho, segundo a Classificação Nacional de Atividades Econômicas (CNAE), dos estabelecimentos localizados no estado do Ceará - 2015

(continuação)

CNAE	INDICADORES DE ACIDENTES DO TRABALHO						
	Incidência (por 1.000 vínculos)	Incidência de Doenças Ocupacionais (por 1.000 vínculos)	Incidência de Acidentes Típicos (por 1.000 vínculos)	Incidência de Incapacidade Temporária (por 1.000 vínculos)	Taxa de Mortalidade (por 100.000 vínculos)	Taxa de Letalidade (por 1.000 acidentes)	Acidentalidade para a faixa 16 a 34 anos (por 100 acidentes)
2943	26,08	–	21,73	23,90	217,31	83,33	33,33
2944	–	–	–	–	–	–	–
2949	5,20	–	–	5,20	–	–	100,00
2950	–	–	–	–	–	–	–
3011	14,18	–	12,40	14,18	–	–	62,50
3031	12,05	–	12,05	12,05	–	–	50,00
3091	16,83	–	13,46	16,83	–	–	60,00
3101	10,91	0,21	8,56	10,91	–	–	68,63
3102	12,59	–	9,62	11,85	–	–	52,94
3103	4,83	–	4,83	4,83	–	–	–
3104	8,45	–	5,07	8,45	–	–	50,00
3211	–	–	–	–	–	–	–
3212	15,48	–	–	15,48	–	–	–
3230	76,60	–	8,51	76,60	–	–	88,89
3250	6,71	–	5,37	9,39	–	–	80,00
3291	9,89	–	–	9,89	–	–	100,00
3292	–	–	–	–	–	–	–
3299	5,32	–	3,99	5,32	–	–	25,00
3311	22,70	–	22,70	22,70	–	–	100,00
3312	–	–	–	–	–	–	–
3313	13,52	1,42	8,54	13,52	–	–	73,68
3314	7,16	–	4,29	7,16	–	–	30,00
3321	5,69	–	5,69	–	–	–	100,00
3329	12,43	–	10,36	12,43	–	–	100,00
3511	52,31	–	44,97	30,29	–	–	45,61
3514	12,78	–	8,52	10,23	–	–	40,00
3600	1,27	–	1,27	1,27	–	–	66,67
3702	–	–	–	–	–	–	–
3811	65,44	0,23	55,60	63,38	45,76	6,99	77,27
3831	10,97	–	10,97	10,97	–	–	50,00
3832	5,09	–	5,09	5,09	–	–	33,33
3839	6,48	–	6,48	6,48	–	–	100,00
4110	9,46	0,17	5,96	9,51	5,73	6,06	46,67
4120	8,27	0,13	6,20	7,28	8,37	10,13	50,89
4211	10,00	–	8,24	9,85	–	–	63,24
4212	–	–	–	–	–	–	–
4213	10,00	–	5,00	10,00	–	–	16,67
4221	21,27	–	13,55	20,44	–	–	50,00
4222	19,99	–	19,06	12,55	–	–	58,14
4291	11,30	–	9,04	11,30	–	–	20,00
4292	11,42	–	10,49	6,48	–	–	70,27
4299	14,11	0,67	12,09	14,44	–	–	45,24
4311	2,24	–	2,24	2,24	–	–	–
4313	14,13	–	10,01	13,54	–	–	62,50
4321	11,26	–	8,04	9,97	–	–	61,43
4322	10,28	–	6,17	10,28	68,50	66,67	66,67
4329	7,01	–	3,50	6,13	–	–	87,50
4330	2,12	–	1,21	2,12	–	–	42,86
4391	9,74	–	8,12	11,36	–	–	50,00
4399	7,72	0,31	6,18	5,56	30,88	40,00	56,00
4511	4,12	–	2,44	4,12	–	–	70,37
4520	4,26	–	2,60	4,02	–	–	50,00
4530	3,51	0,09	1,71	3,51	9,47	27,03	72,97
4541	4,88	–	0,81	4,67	–	–	62,50
4543	–	–	–	–	–	–	–
4615	–	–	–	–	–	–	–
4616	–	–	–	–	–	–	–
4617	17,11	–	11,40	17,11	–	–	80,00
4618	–	–	–	–	–	–	–
4619	4,19	–	2,09	4,19	–	–	–
4623	2,89	–	–	2,89	–	–	100,00
4631	–	–	–	–	–	–	–
4632	4,90	–	3,06	4,90	–	–	62,50
4633	3,60	–	3,60	3,60	–	–	25,00
4634	17,43	0,97	11,62	17,43	–	–	61,11
4635	15,72	–	8,15	15,43	–	–	79,63
4636	13,23	–	13,23	6,62	–	–	50,00
4637	5,22	–	1,16	5,22	58,01	111,11	77,78
4639	7,70	–	4,58	7,26	–	–	68,12
4641	1,26	–	1,26	1,26	–	–	100,00
4642	1,24	–	0,62	1,24	61,75	500,00	100,00
4643	–	–	–	–	–	–	–
4644	2,84	–	1,78	2,84	–	–	50,00

Capítulo 69 - Ceará

69.2 - Indicadores de acidentes do trabalho, segundo a Classificação Nacional de Atividades Econômicas (CNAE), dos estabelecimentos localizados no estado do Ceará - 2015

(continuação)

CNAE	INDICADORES DE ACIDENTES DO TRABALHO						
	Incidência (por 1.000 vínculos)	Incidência de Doenças Ocupacionais (por 1.000 vínculos)	Incidência de Acidentes Típicos (por 1.000 vínculos)	Incidência de Incapacidade Temporária (por 1.000 vínculos)	Taxa de Mortalidade (por 100.000 vínculos)	Taxa de Letalidade (por 1.000 acidentes)	Acidentalidade para a faixa 16 a 34 anos (por 100 acidentes)
4645	3,55	–	2,37	3,55	–	–	33,33
4646	5,91	–	5,25	5,25	–	–	88,89
4647	5,56	–	2,38	5,56	–	–	28,57
4649	3,80	–	2,07	3,46	–	–	81,82
4651	4,77	1,59	1,59	4,77	–	–	33,33
4652	–	–	–	–	–	–	–
4661	–	–	–	–	–	–	–
4662	10,36	–	10,36	3,45	–	–	–
4663	–	–	–	–	–	–	–
4664	–	–	–	–	–	–	–
4665	–	–	–	–	–	–	–
4669	–	–	–	–	–	–	–
4671	13,78	–	10,34	13,78	–	–	50,00
4672	10,22	–	7,08	10,22	–	–	76,92
4673	4,51	–	4,51	4,51	–	–	100,00
4674	9,00	–	6,00	6,00	–	–	33,33
4679	9,05	–	6,39	9,05	–	–	64,71
4681	5,22	–	3,48	5,22	–	–	–
4682	11,58	–	9,93	8,27	–	–	57,14
4683	4,87	–	–	4,87	–	–	100,00
4684	10,97	–	5,48	10,97	–	–	50,00
4685	15,15	–	4,33	12,98	–	–	42,86
4686	6,81	–	–	6,81	–	–	–
4687	10,59	–	10,59	10,59	–	–	100,00
4689	12,70	–	12,70	12,70	–	–	50,00
4691	3,06	–	–	3,06	–	–	100,00
4693	6,41	–	0,80	6,41	–	–	50,00
4711	9,70	0,09	6,56	9,49	8,90	9,17	66,67
4712	2,35	0,07	1,70	2,35	6,52	27,78	69,44
4713	4,43	0,34	2,05	4,09	–	–	76,92
4721	0,58	–	0,29	0,58	–	–	50,00
4722	4,93	–	2,69	4,93	–	–	72,73
4723	4,13	–	1,18	4,13	–	–	57,14
4724	2,39	–	1,20	2,39	–	–	100,00
4729	1,56	–	0,39	1,95	–	–	50,00
4731	2,88	0,10	0,62	2,88	–	–	78,57
4732	6,09	–	6,09	6,09	–	–	–
4741	7,71	–	3,09	7,71	–	–	80,00
4742	2,20	1,10	–	2,20	–	–	50,00
4743	1,25	–	–	1,25	–	–	–
4744	3,80	0,27	2,40	3,86	6,66	17,54	54,39
4751	2,56	–	0,32	2,24	–	–	100,00
4752	1,73	–	0,58	1,73	–	–	66,67
4753	2,76	–	0,86	2,93	17,24	62,50	75,00
4754	2,54	–	1,09	2,54	–	–	78,57
4755	1,13	–	0,81	1,13	–	–	71,43
4756	–	–	–	–	–	–	–
4757	1,00	–	–	1,00	–	–	–
4759	1,68	–	1,12	1,68	–	–	66,67
4761	1,54	–	0,77	1,15	–	–	75,00
4762	–	–	–	–	–	–	–
4763	2,81	–	1,40	2,81	–	–	62,50
4771	1,62	–	0,81	1,62	–	–	45,83
4772	0,80	–	0,27	0,80	–	–	66,67
4773	–	–	–	–	–	–	–
4774	–	–	–	–	–	–	–
4781	0,94	–	0,35	0,88	–	–	87,50
4782	2,38	0,14	0,56	2,38	–	–	88,24
4783	–	–	–	–	–	–	–
4784	10,97	0,73	5,85	10,97	–	–	46,67
4789	2,08	–	0,92	2,08	–	–	50,00
4911	25,75	–	21,69	21,69	–	–	42,11
4912	32,90	–	23,03	32,90	–	–	20,00
4921	5,73	0,08	1,91	5,64	–	–	43,48
4922	8,58	0,36	3,93	2,86	–	–	41,67
4923	2,33	–	–	2,33	–	–	50,00
4924	–	–	–	–	–	–	–
4929	3,16	–	1,58	3,16	–	–	50,00
4930	8,02	0,25	5,51	7,58	–	–	56,25
4940	18,23	–	12,15	–	–	–	66,67
5030	20,28	–	14,49	17,38	–	–	42,86
5111	30,46	–	15,79	29,33	–	–	74,07
5112	–	–	–	–	–	–	–

Capítulo 69 - Ceará

69.2 - Indicadores de acidentes do trabalho, segundo a Classificação Nacional de Atividades Econômicas (CNAE), dos estabelecimentos localizados no estado do Ceará - 2015

(continuação)

CNAE	INDICADORES DE ACIDENTES DO TRABALHO						
	Incidência (por 1.000 vínculos)	Incidência de Doenças Ocupacionais (por 1.000 vínculos)	Incidência de Acidentes Típicos (por 1.000 vínculos)	Incidência de Incapacidade Temporária (por 1.000 vínculos)	Taxa de Mortalidade (por 100.000 vínculos)	Taxa de Letalidade (por 1.000 acidentes)	Acidentalidade para a faixa 16 a 34 anos (por 100 acidentes)
5211	7,78	–	5,84	7,78	–	–	75,00
5212	16,84	–	1,77	16,84	–	–	42,11
5222	12,22	–	12,22	8,15	–	–	66,67
5223	2,48	–	1,65	2,48	–	–	33,33
5229	9,12	–	5,47	9,12	–	–	60,00
5231	16,58	–	11,05	15,47	–	–	53,33
5232	9,24	–	9,24	–	–	–	–
5239	4,91	–	4,91	4,91	–	–	–
5240	12,91	–	9,04	9,04	–	–	40,00
5250	3,85	–	1,93	1,93	–	–	50,00
5310	80,81	1,29	68,21	79,84	–	–	40,40
5320	9,44	–	5,66	9,44	–	–	50,00
5510	6,09	0,09	4,33	6,09	–	–	59,42
5590	–	–	–	–	–	–	–
5611	2,61	0,06	1,35	2,61	–	–	67,03
5612	–	–	–	–	–	–	–
5620	10,85	0,31	7,86	10,22	–	–	53,62
5811	–	–	–	–	–	–	–
5812	12,09	–	7,26	12,09	–	–	50,00
5821	5,23	–	5,23	5,23	–	–	100,00
5822	21,60	3,09	12,35	21,60	–	–	28,57
5829	2,53	–	2,53	2,53	–	–	100,00
5911	–	–	–	–	–	–	–
5914	5,25	–	2,62	5,25	–	–	100,00
5920	–	–	–	–	–	–	–
6010	–	–	–	–	–	–	–
6021	12,85	–	6,43	11,94	–	–	78,57
6110	14,10	6,58	3,13	10,97	–	–	80,00
6120	5,04	–	1,68	5,04	–	–	100,00
6141	13,43	2,69	2,69	13,43	–	–	60,00
6190	5,75	–	5,03	5,03	–	–	75,00
6201	10,09	–	1,26	10,09	–	–	56,25
6202	4,47	–	1,12	4,47	–	–	100,00
6203	3,27	–	1,09	3,27	–	–	66,67
6204	4,91	–	0,70	4,21	–	–	71,43
6209	3,09	–	2,06	2,06	–	–	33,33
6311	6,19	–	4,12	6,19	–	–	66,67
6319	–	–	–	–	–	–	–
6399	–	–	–	–	–	–	–
6421	10,22	1,95	5,35	9,73	–	–	33,33
6422	5,54	3,05	1,38	5,12	–	–	40,00
6423	2,22	0,37	1,11	2,22	–	–	33,33
6424	13,29	–	–	13,29	–	–	33,33
6436	16,85	11,23	–	16,85	–	–	100,00
6462	3,12	–	2,08	3,12	–	–	66,67
6463	1,51	–	1,51	1,51	–	–	–
6491	4,73	–	–	4,73	–	–	–
6493	–	–	–	–	–	–	–
6511	7,72	–	7,72	7,72	–	–	–
6512	–	–	–	–	–	–	–
6550	6,71	0,31	3,36	6,10	–	–	77,27
6613	6,91	–	3,46	6,91	–	–	50,00
6619	1,96	1,96	–	1,96	–	–	100,00
6621	–	–	–	–	–	–	–
6622	4,31	–	0,86	4,31	–	–	100,00
6810	10,77	–	9,03	10,77	–	–	51,61
6821	3,73	–	–	3,73	–	–	50,00
6822	11,03	–	7,78	11,03	–	–	58,82
6911	–	–	–	–	–	–	–
6912	–	–	–	–	–	–	–
6920	2,06	–	0,32	1,90	15,83	76,92	61,54
7020	2,40	–	–	2,40	–	–	100,00
7111	2,95	–	–	2,95	–	–	100,00
7112	10,13	–	7,28	9,18	–	–	59,38
7119	1,36	–	1,36	1,36	–	–	100,00
7120	12,53	–	–	12,53	–	–	100,00
7210	7,91	–	7,91	6,32	–	–	–
7311	9,49	–	–	9,49	–	–	60,00
7312	–	–	–	–	–	–	–
7319	5,02	–	4,18	5,02	–	–	66,67
7320	15,61	–	–	15,61	–	–	50,00
7420	14,07	–	–	14,07	–	–	50,00
7490	4,74	0,34	1,35	4,40	–	–	71,43

Capítulo 69 - Ceará

69.2 - Indicadores de acidentes do trabalho, segundo a Classificação Nacional de Atividades Econômicas (CNAE), dos estabelecimentos localizados no estado do Ceará - 2015

(conclusão)

CNAE	INDICADORES DE ACIDENTES DO TRABALHO						
	Incidência (por 1.000 vínculos)	Incidência de Doenças Ocupacionais (por 1.000 vínculos)	Incidência de Acidentes Típicos (por 1.000 vínculos)	Incidência de Incapacidade Temporária (por 1.000 vínculos)	Taxa de Mortalidade (por 100.000 vínculos)	Taxa de Letalidade (por 1.000 acidentes)	Acidentalidade para a faixa 16 a 34 anos (por 100 acidentes)
7500	–	–	–	–	–	–	–
7711	3,17	–	1,59	3,17	–	–	60,00
7719	7,71	–	–	7,71	–	–	100,00
7721	–	–	–	–	–	–	–
7722	8,00	–	8,00	8,00	–	–	100,00
7723	2,53	–	–	2,53	–	–	–
7729	3,76	–	–	3,76	–	–	100,00
7732	10,53	–	7,16	10,53	–	–	64,00
7733	4,11	–	–	4,11	–	–	100,00
7739	12,56	0,60	7,78	10,17	–	–	57,14
7810	1,96	0,06	0,69	1,90	–	–	52,94
7820	3,87	–	1,36	3,87	–	–	51,85
7830	1,58	0,05	0,47	1,52	–	–	46,67
7911	2,18	–	1,45	2,18	–	–	66,67
7990	–	–	–	–	–	–	–
8011	7,58	–	1,43	7,68	20,48	27,03	45,95
8012	32,21	–	13,80	32,21	–	–	62,86
8020	7,90	–	4,74	7,90	–	–	90,00
8111	10,58	–	3,17	10,58	–	–	73,33
8112	4,83	0,14	2,83	4,76	6,91	14,29	48,57
8121	5,97	0,46	2,52	5,74	–	–	46,15
8122	13,33	–	5,33	5,33	–	–	100,00
8129	3,17	–	1,59	3,17	–	–	–
8130	2,74	–	1,37	2,74	–	–	50,00
8211	4,22	–	1,47	4,22	–	–	69,57
8219	4,60	–	2,63	4,60	–	–	42,86
8220	7,82	1,15	1,15	7,71	–	–	83,22
8230	3,28	–	1,64	2,46	–	–	75,00
8291	2,16	–	0,27	2,16	–	–	62,50
8292	–	–	–	–	–	–	–
8299	3,63	0,06	2,07	3,57	12,53	34,48	41,38
8411	0,14	0,00	0,10	0,13	1,44	100,00	46,67
8412	–	–	–	–	–	–	–
8413	–	–	–	–	–	–	–
8423	1,62	–	1,62	1,62	–	–	–
8430	–	–	–	–	–	–	–
8511	26,95	–	3,46	26,95	–	–	25,64
8512	0,85	–	0,43	0,85	–	–	16,67
8513	1,46	–	0,55	1,33	–	–	41,67
8520	1,46	–	1,09	1,46	–	–	41,67
8531	2,65	–	1,59	2,65	–	–	20,00
8532	3,30	–	1,87	2,87	–	–	26,09
8533	9,02	–	9,02	9,02	–	–	–
8541	0,89	–	0,89	0,89	–	–	–
8542	2,64	–	0,53	2,64	–	–	60,00
8550	1,30	–	1,30	1,30	–	–	–
8591	6,49	–	–	6,49	–	–	100,00
8593	1,68	–	0,84	1,68	–	–	50,00
8599	5,03	0,26	2,52	4,37	–	–	39,47
8610	29,09	0,23	23,10	15,57	4,65	1,60	56,55
8630	4,90	–	2,55	4,12	–	–	80,00
8640	9,82	0,19	5,75	7,41	–	–	60,38
8650	1,97	–	1,97	1,47	–	–	50,00
8660	47,40	0,75	40,46	10,87	–	–	56,05
8690	5,85	–	4,32	3,56	–	–	47,83
8711	–	–	–	–	–	–	–
8712	16,69	–	11,13	16,69	–	–	75,00
8720	–	–	–	–	–	–	–
8730	2,50	–	2,50	2,50	–	–	–
8800	17,70	–	12,83	15,48	–	–	47,50
9001	9,29	1,86	3,71	9,29	–	–	40,00
9312	0,96	–	0,96	0,96	–	–	100,00
9313	2,90	–	0,97	3,39	–	–	83,33
9319	3,84	–	3,84	3,84	–	–	–
9321	11,90	–	8,79	11,90	–	–	60,87
9329	–	–	–	–	–	–	–
9411	11,15	–	4,96	11,15	–	–	44,44
9412	5,50	0,69	2,06	5,50	–	–	37,50
9420	2,57	1,29	0,64	2,57	–	–	25,00
9430	1,83	–	1,08	1,61	–	–	35,29
9491	1,68	1,01	0,67	1,68	–	–	–
9492	–	–	–	–	–	–	–
9493	6,72	–	3,36	6,72	–	–	–
9499	7,44	–	4,19	7,30	–	–	83,64
9511	2,94	–	0,98	2,94	97,90	333,33	66,67
9512	22,28	–	22,28	5,57	–	–	50,00
9521	3,58	–	1,19	3,58	–	–	–
9529	–	–	–	–	–	–	–
9601	3,30	–	2,06	3,30	41,19	125,00	50,00
9602	1,50	0,25	1,00	1,50	–	–	50,00
9603	5,14	–	2,89	4,18	–	–	43,75
9609	0,75	–	–	0,75	–	–	–
9700	–	–	–	–	–	–	–
Outros(1)	12,96	–	7,30	11,50	–	–	59,15

Fonte: DATAPREV, CAT, SUB, CNIS.

Notas: 1. Os dados são preliminares, estando sujeitos a correções.
2. As atividades econômicas que apresentam valores zerados para os indicadores são aquelas onde não ocorreram acidentes no período.

(1) Englobam as atividades que possuíam número médio de vínculos no ano menor que 100.

Capítulo 70 - Rio Grande do Norte

70.1 - Indicadores de acidentes do trabalho, segundo a Classificação Nacional de Atividades Econômicas (CNAE), dos estabelecimentos localizados no estado do Rio Grande do Norte - 2014

(continua)

CNAE	INDICADORES DE ACIDENTES DO TRABALHO						
	Incidência (por 1.000 vínculos)	Incidência de Doenças Ocupacionais (por 1.000 vínculos)	Incidência de Acidentes Típicos (por 1.000 vínculos)	Incidência de Incapacidade Temporária (por 1.000 vínculos)	Taxa de Mortalidade (por 100.000 vínculos)	Taxa de Letalidade (por 1.000 acidentes)	Acidentalidade para a faixa 16 a 34 anos (por 100 acidentes)
TOTAL	**13,76**	**0,65**	**6,18**	**11,83**	**6,34**	**4,61**	**50,80**
0111	128,74	–	–	128,74	–	–	42,86
0113	13,26	–	9,94	11,60	–	–	37,50
0119	2,87	–	2,55	2,87	–	–	88,89
0132	8,38	–	–	8,38	–	–	–
0133	19,10	–	14,06	10,35	26,53	13,89	62,50
0141	7,96	–	7,96	7,96	–	–	–
0151	2,97	–	2,97	2,97	–	–	–
0155	7,95	–	7,95	7,95	–	–	37,50
0161	4,22	–	4,22	4,22	–	–	100,00
0311	9,15	–	3,05	9,15	–	–	66,67
0321	19,20	1,69	7,90	18,07	–	–	76,47
0322	14,37	–	9,83	11,35	75,65	52,63	84,21
0600	24,12	0,79	19,37	5,53	–	–	55,74
0724	15,33	–	15,33	13,14	–	–	57,14
0729	5,81	–	5,81	5,81	–	–	100,00
0810	12,15	–	8,10	11,34	–	–	33,33
0892	21,75	0,53	19,63	21,75	53,05	24,39	48,78
0899	11,54	–	11,54	11,54	–	–	50,00
0910	26,78	–	21,85	6,34	–	–	63,16
1011	3,61	–	–	3,61	–	–	–
1013	10,99	–	10,99	10,99	–	–	75,00
1020	12,61	–	9,45	12,61	–	–	62,50
1031	2,73	–	2,73	2,73	–	–	50,00
1033	8,35	–	8,35	8,35	–	–	50,00
1051	–	–	–	–	–	–	–
1052	4,40	–	4,40	4,40	–	–	100,00
1053	8,20	–	5,86	8,20	–	–	57,14
1062	17,45	–	14,96	17,45	–	–	57,14
1064	36,06	–	36,06	36,06	–	–	50,00
1066	–	–	–	–	–	–	–
1069	33,60	–	9,88	32,61	–	–	79,41
1071	29,26	–	20,48	7,31	–	–	57,50
1081	21,23	–	15,17	21,23	–	–	85,71
1091	9,52	0,48	6,66	9,52	47,58	50,00	75,00
1092	15,56	–	11,12	15,56	–	–	71,43
1093	67,16	1,07	55,43	45,84	–	–	57,14
1094	6,35	–	6,35	6,35	–	–	100,00
1095	3,13	–	–	3,13	–	–	100,00
1099	15,57	–	12,74	12,74	–	–	63,64
1111	19,63	–	4,91	19,63	–	–	62,50
1113	9,64	–	6,43	6,43	–	–	66,67
1121	10,42	–	5,21	10,42	–	–	83,33
1122	18,32	–	11,91	18,32	–	–	85,00
1314	13,19	–	8,80	5,86	–	–	55,56
1321	25,07	–	18,70	21,89	39,79	15,87	65,08
1340	80,31	–	65,25	16,73	–	–	64,58
1351	1,75	–	1,75	1,75	–	–	50,00
1359	8,57	5,14	1,71	6,86	–	–	60,00
1411	6,46	2,15	4,31	6,46	215,32	333,33	100,00
1412	31,95	9,98	18,39	24,57	–	–	54,55
1413	–	–	–	–	–	–	–
1414	4,60	–	3,06	4,60	–	–	50,00
1531	–	–	–	–	–	–	–
1539	11,67	–	11,67	–	–	–	60,00
1622	19,45	–	12,97	19,45	–	–	100,00
1721	64,04	–	56,04	64,04	–	–	62,50
1733	8,04	–	8,04	8,04	–	–	100,00
1811	4,52	–	4,52	4,52	–	–	–
1813	5,45	–	3,63	5,45	–	–	66,67
1921	31,98	3,55	24,87	24,87	–	–	44,44
1931	26,12	–	25,52	20,77	–	–	63,64

Capítulo 70 - Rio Grande do Norte

70.1 - Indicadores de acidentes do trabalho, segundo a Classificação Nacional de Atividades Econômicas (CNAE), dos estabelecimentos localizados no estado do Rio Grande do Norte - 2014

(continuação)

CNAE	INDICADORES DE ACIDENTES DO TRABALHO						
	Incidência (por 1.000 vínculos)	Incidência de Doenças Ocupacionais (por 1.000 vínculos)	Incidência de Acidentes Típicos (por 1.000 vínculos)	Incidência de Incapacidade Temporária (por 1.000 vínculos)	Taxa de Mortalidade (por 100.000 vínculos)	Taxa de Letalidade (por 1.000 acidentes)	Acidentalidade para a faixa 16 a 34 anos (por 100 acidentes)
2061	17,98	–	11,99	17,98	–	–	33,33
2062	57,18	–	42,26	47,23	–	–	78,26
2071	3,65	–	3,65	3,65	–	–	100,00
2212	–	–	–	–	–	–	–
2221	–	–	–	–	–	–	–
2222	9,11	–	5,21	9,11	–	–	71,43
2229	6,23	–	2,08	6,23	–	–	100,00
2311	45,83	–	25,78	45,83	–	–	50,00
2320	35,23	–	29,36	35,23	–	–	33,33
2330	10,63	–	9,11	9,87	–	–	71,43
2341	5,86	–	5,86	5,86	–	–	–
2342	5,70	–	3,72	5,92	21,91	38,46	65,38
2349	–	–	–	–	–	–	–
2391	4,51	–	4,51	4,51	–	–	100,00
2392	16,54	–	16,54	16,54	–	–	100,00
2511	30,62	3,06	21,43	30,62	306,20	100,00	60,00
2512	7,32	–	4,88	7,32	–	–	–
2513	–	–	–	–	–	–	–
2539	15,17	–	15,17	15,17	–	–	50,00
2542	41,73	–	27,82	37,09	–	–	55,56
2599	33,64	–	16,82	25,23	–	–	100,00
2833	7,47	–	7,47	7,47	–	–	100,00
2869	18,34	–	12,23	18,34	–	–	100,00
2930	40,48	–	40,48	40,48	–	–	85,71
3011	–	–	–	–	–	–	–
3101	6,30	–	3,60	6,30	–	–	57,14
3102	19,80	–	19,80	16,50	–	–	33,33
3104	8,78	–	8,78	8,78	–	–	100,00
3250	3,41	–	3,41	3,41	–	–	100,00
3299	16,76	–	13,71	16,76	–	–	63,64
3311	11,37	–	5,68	11,37	–	–	100,00
3313	17,86	–	11,90	17,86	–	–	66,67
3314	16,34	–	6,53	13,07	–	–	40,00
3321	24,45	3,49	13,97	3,49	–	–	42,86
3329	1,83	–	–	1,83	–	–	100,00
3514	53,93	5,26	42,09	34,20	–	–	31,71
3600	44,18	–	31,19	29,89	–	–	43,14
3702	96,46	–	86,82	96,46	–	–	80,00
3811	13,46	0,54	9,69	13,46	–	–	42,00
4110	15,89	1,06	10,60	15,89	26,49	16,67	46,67
4120	9,19	0,33	6,05	8,62	16,34	17,78	52,00
4211	12,73	–	10,28	11,75	–	–	61,54
4212	2,82	–	2,82	2,82	–	–	33,33
4213	10,58	–	5,29	10,58	–	–	50,00
4221	45,17	1,20	24,70	45,17	–	–	38,67
4222	21,12	–	13,20	21,12	264,03	125,00	50,00
4292	12,43	–	10,87	3,88	–	–	62,50
4299	23,86	0,60	17,90	19,69	59,66	25,00	47,50
4311	–	–	–	–	–	–	–
4313	7,98	1,00	5,99	8,98	–	–	50,00
4319	25,81	7,74	15,49	15,49	–	–	60,00
4321	11,58	–	7,86	11,58	–	–	53,57
4322	11,22	–	4,49	11,22	–	–	20,00
4329	34,23	–	26,62	19,02	–	–	88,89
4330	7,93	–	3,05	7,32	–	–	69,23
4391	35,69	–	26,77	26,77	–	–	100,00
4399	6,62	–	5,52	3,31	–	–	50,00
4511	5,82	–	3,60	5,82	–	–	61,90
4520	4,97	–	3,31	4,97	55,20	111,11	77,78
4530	3,69	0,20	1,43	3,69	–	–	72,22
4541	5,06	–	0,51	5,06	–	–	80,00
4617	4,77	–	3,18	4,77	–	–	100,00

Capítulo 70 - Rio Grande do Norte

70.1 - Indicadores de acidentes do trabalho, segundo a Classificação Nacional de Atividades Econômicas (CNAE), dos estabelecimentos localizados no estado do Rio Grande do Norte - 2014

(continuação)

CNAE	INDICADORES DE ACIDENTES DO TRABALHO						
	Incidência (por 1.000 vínculos)	Incidência de Doenças Ocupacionais (por 1.000 vínculos)	Incidência de Acidentes Típicos (por 1.000 vínculos)	Incidência de Incapacidade Temporária (por 1.000 vínculos)	Taxa de Mortalidade (por 100.000 vínculos)	Taxa de Letalidade (por 1.000 acidentes)	Acidentalidade para a faixa 16 a 34 anos (por 100 acidentes)
4623	12,55	–	4,18	12,55	–	–	–
4631	12,99	–	8,12	12,99	–	–	87,50
4632	8,10	–	3,24	8,10	80,97	100,00	60,00
4633	10,97	–	4,39	10,97	–	–	60,00
4634	11,63	2,33	6,98	11,63	–	–	80,00
4635	15,61	–	11,71	15,61	–	–	60,00
4637	–	–	–	–	–	–	–
4639	7,79	–	0,60	7,79	–	–	84,62
4641	5,59	1,12	3,35	5,59	–	–	40,00
4642	4,25	–	–	4,25	–	–	100,00
4644	–	–	–	–	–	–	–
4645	7,09	–	–	7,09	–	–	50,00
4646	2,28	–	–	2,28	–	–	–
4647	–	–	–	–	–	–	–
4649	4,41	–	–	4,41	–	–	71,43
4672	16,09	–	12,06	12,06	–	–	–
4673	10,61	–	10,61	10,61	–	–	66,67
4679	6,92	–	6,92	6,92	–	–	100,00
4681	12,52	–	10,73	12,52	–	–	28,57
4682	9,85	–	9,85	–	–	–	100,00
4684	–	–	–	–	–	–	–
4687	7,70	–	5,78	7,70	–	–	75,00
4689	9,30	–	3,72	9,30	–	–	60,00
4691	12,30	1,70	8,06	11,45	–	–	62,07
4693	13,25	–	10,13	12,47	–	–	82,35
4711	15,67	1,12	11,65	14,62	6,58	4,20	75,21
4712	2,57	–	1,51	2,57	–	–	58,82
4713	3,20	–	1,60	3,20	–	–	100,00
4721	2,27	–	0,45	2,27	–	–	80,00
4722	8,04	–	5,74	8,04	–	–	71,43
4723	15,76	–	10,03	14,33	–	–	63,64
4724	1,67	–	–	1,67	–	–	–
4729	1,44	–	0,72	1,44	–	–	–
4731	6,28	–	2,28	5,90	–	–	81,82
4732	–	–	–	–	–	–	–
4741	4,26	–	4,26	4,26	–	–	–
4742	9,92	–	4,96	9,92	–	–	66,67
4743	10,23	–	6,14	10,23	–	–	80,00
4744	4,63	0,12	3,36	4,52	–	–	55,00
4751	6,70	–	0,84	6,70	–	–	100,00
4752	2,31	–	2,31	2,31	–	–	100,00
4753	4,40	–	3,08	4,40	–	–	80,00
4754	2,25	–	0,82	2,25	–	–	45,45
4755	1,42	–	0,47	0,95	–	–	66,67
4757	32,43	5,41	10,81	32,43	–	–	33,33
4759	10,99	–	5,49	10,99	–	–	50,00
4761	3,26	–	1,63	3,26	–	–	50,00
4763	0,91	–	–	0,91	–	–	–
4771	3,13	–	0,99	3,13	–	–	57,89
4772	2,07	–	–	2,07	–	–	66,67
4773	–	–	–	–	–	–	–
4774	1,39	–	–	1,39	–	–	50,00
4781	4,56	–	2,84	4,56	–	–	84,44
4782	4,75	–	1,43	4,75	–	–	90,00
4783	3,89	–	3,89	3,89	–	–	100,00
4784	10,75	–	5,79	9,92	–	–	69,23
4789	2,95	–	1,34	2,95	–	–	45,45
4912	32,79	–	24,59	24,59	–	–	–
4921	12,02	6,76	3,25	11,77	25,04	20,83	25,00
4922	18,69	6,80	6,80	18,69	169,90	90,91	27,27
4923	7,62	–	3,81	3,81	–	–	50,00
4929	6,58	–	4,39	6,58	–	–	66,67

Capítulo 70 - Rio Grande do Norte

70.1 - Indicadores de acidentes do trabalho, segundo a Classificação Nacional de Atividades Econômicas (CNAE), dos estabelecimentos localizados no estado do Rio Grande do Norte - 2014

(continuação)

CNAE	INDICADORES DE ACIDENTES DO TRABALHO						
	Incidência (por 1.000 vínculos)	Incidência de Doenças Ocupacionais (por 1.000 vínculos)	Incidência de Acidentes Típicos (por 1.000 vínculos)	Incidência de Incapacidade Temporária (por 1.000 vínculos)	Taxa de Mortalidade (por 100.000 vínculos)	Taxa de Letalidade (por 1.000 acidentes)	Acidentalidade para a faixa 16 a 34 anos (por 100 acidentes)
4930	10,35	–	7,77	7,59	34,51	33,33	45,00
5030	25,82	–	20,65	15,49	–	–	–
5099	–	–	–	–	–	–	–
5111	27,71	–	15,11	25,19	–	–	63,64
5211	17,27	–	–	17,27	–	–	66,67
5212	32,53	–	5,91	26,61	–	–	54,55
5223	20,60	–	12,36	20,60	–	–	80,00
5229	4,94	–	4,94	4,94	–	–	100,00
5231	11,35	–	11,35	11,35	378,31	333,33	–
5240	8,61	–	8,61	8,61	–	–	100,00
5250	8,61	–	4,30	8,61	–	–	100,00
5310	135,27	3,19	122,51	123,15	255,22	18,87	47,17
5320	19,46	–	12,98	19,46	–	–	50,00
5510	10,33	1,44	6,00	10,11	–	–	61,29
5590	–	–	–	–	–	–	–
5611	4,88	0,13	2,44	4,81	6,59	13,51	66,22
5612	–	–	–	–	–	–	–
5620	10,19	–	8,34	9,26	–	–	59,09
5822	3,28	–	3,28	3,28	–	–	100,00
5829	6,46	–	6,46	6,46	–	–	100,00
5911	7,02	–	–	7,02	–	–	–
5914	5,50	–	5,50	–	–	–	100,00
6010	2,13	–	–	2,13	–	–	100,00
6021	8,08	–	2,69	5,39	–	–	33,33
6110	3,86	–	3,86	3,86	–	–	–
6120	–	–	–	–	–	–	–
6141	14,97	–	11,64	14,97	–	–	44,44
6190	1,89	–	–	1,89	–	–	100,00
6209	7,54	–	7,54	7,54	–	–	100,00
6311	3,41	–	–	3,41	–	–	25,00
6399	16,67	–	16,67	16,67	–	–	50,00
6421	2,62	0,87	0,87	1,75	–	–	–
6422	11,99	7,33	2,66	13,32	–	–	66,67
6423	1,73	–	0,87	1,73	–	–	50,00
6424	6,19	–	–	–	–	–	–
6462	19,57	–	4,89	19,57	–	–	75,00
6491	–	–	–	–	–	–	–
6493	12,47	–	–	12,47	–	–	100,00
6550	15,99	–	7,38	15,99	–	–	61,54
6619	–	–	–	–	–	–	–
6622	3,94	3,94	–	3,94	–	–	–
6810	7,33	–	5,86	7,33	146,50	200,00	20,00
6821	3,14	–	1,57	3,14	–	–	100,00
6822	5,30	–	1,32	5,30	–	–	100,00
6911	–	–	–	–	–	–	–
6912	–	–	–	–	–	–	–
6920	1,99	–	0,40	1,99	–	–	100,00
7020	6,80	–	4,53	4,53	–	–	100,00
7112	15,63	–	7,82	9,62	–	–	69,23
7119	3,77	–	3,77	2,51	–	–	–
7210	7,12	–	–	7,12	–	–	–
7311	6,83	–	–	10,24	–	–	–
7319	6,71	–	4,47	6,71	–	–	100,00
7420	5,73	–	–	5,73	–	–	–
7490	5,42	–	2,71	3,61	–	–	66,67
7711	12,80	1,35	4,71	12,12	–	–	52,63
7723	–	–	–	–	–	–	–
7732	6,72	–	5,97	6,72	–	–	77,78
7733	11,86	–	2,37	11,86	–	–	60,00
7739	6,53	2,18	–	6,53	–	–	66,67
7810	1,79	–	0,72	1,79	–	–	80,00

Capítulo 70 - Rio Grande do Norte

70.1 - Indicadores de acidentes do trabalho, segundo a Classificação Nacional de Atividades Econômicas (CNAE), dos estabelecimentos localizados no estado do Rio Grande do Norte - 2014

(conclusão)

CNAE	INDICADORES DE ACIDENTES DO TRABALHO						
	Incidência (por 1.000 vínculos)	Incidência de Doenças Ocupacionais (por 1.000 vínculos)	Incidência de Acidentes Típicos (por 1.000 vínculos)	Incidência de Incapacidade Temporária (por 1.000 vínculos)	Taxa de Mortalidade (por 100.000 vínculos)	Taxa de Letalidade (por 1.000 acidentes)	Acidentalidade para a faixa 16 a 34 anos (por 100 acidentes)
7820	4,27	0,28	1,33	3,80	–	–	55,56
7830	3,65	–	1,22	3,65	–	–	55,56
7911	–	–	–	–	–	–	–
7990	–	–	–	–	–	–	–
8011	8,36	0,32	1,61	8,36	16,07	19,23	65,38
8012	12,29	1,37	4,78	11,61	68,28	55,56	66,67
8111	2,04	0,51	1,02	2,04	–	–	25,00
8112	5,57	0,70	1,92	5,75	–	–	46,88
8121	7,21	0,85	1,27	7,21	–	–	64,71
8122	6,46	–	–	6,46	–	–	–
8211	2,89	–	–	2,89	–	–	66,67
8219	1,35	–	–	–	–	–	–
8220	13,62	1,15	4,03	13,24	–	–	88,73
8230	4,60	2,30	–	4,60	–	–	50,00
8291	4,62	–	–	4,62	–	–	–
8299	9,57	–	4,25	6,91	–	–	83,33
8411	0,64	0,03	0,44	0,58	1,04	16,13	32,26
8412	–	–	–	–	–	–	–
8424	2,85	2,85	–	2,85	–	–	–
8511	47,76	–	–	47,76	–	–	31,25
8512	0,85	–	0,57	0,85	–	–	66,67
8513	2,09	–	1,29	1,93	–	–	53,85
8520	2,98	–	1,49	2,98	–	–	33,33
8531	1,95	–	0,98	1,95	–	–	50,00
8532	2,51	0,72	1,43	2,51	–	–	57,14
8533	–	–	–	–	–	–	–
8541	1,97	–	–	1,97	–	–	–
8550	5,56	–	5,56	–	–	–	–
8593	3,23	–	–	1,61	–	–	50,00
8599	1,86	–	1,49	1,86	–	–	40,00
8610	53,28	0,32	42,73	21,31	–	–	52,67
8630	4,46	0,56	0,56	4,46	–	–	75,00
8640	15,37	0,37	10,12	8,62	–	–	65,85
8650	7,99	–	4,80	6,39	–	–	100,00
8660	184,62	–	174,90	38,87	–	–	63,16
8690	–	–	–	–	–	–	–
8711	–	–	–	–	–	–	–
8712	2,79	–	2,79	2,79	–	–	100,00
8730	5,70	–	2,85	5,70	–	–	25,00
8800	25,00	–	19,44	22,22	–	–	29,63
9001	7,11	–	7,11	7,11	–	–	50,00
9101	–	–	–	–	–	–	–
9312	5,14	–	5,14	5,14	–	–	100,00
9313	1,00	–	–	1,00	–	–	100,00
9319	24,54	–	18,40	24,54	–	–	75,00
9321	–	–	–	–	–	–	–
9329	–	–	–	–	–	–	–
9411	–	–	–	–	–	–	–
9412	10,77	–	5,38	10,77	–	–	50,00
9420	7,87	1,57	1,57	7,87	–	–	20,00
9430	1,30	–	1,30	0,87	–	–	33,33
9491	4,08	1,36	1,36	4,08	–	–	16,67
9499	54,28	–	18,09	54,28	–	–	100,00
9511	–	–	–	–	–	–	–
9521	14,92	–	5,97	13,43	–	–	70,00
9529	7,19	–	–	7,19	–	–	100,00
9601	6,50	–	4,87	6,50	–	–	50,00
9602	2,24	–	0,56	2,24	–	–	75,00
9603	13,22	–	4,41	13,22	–	–	55,56
9609	6,59	–	6,59	6,59	–	–	–
Outros(1)	17,65	0,54	6,52	14,80	–	–	46,15

Fonte: DATAPREV, CAT, SUB, CNIS.

Notas: 1. Os dados são preliminares, estando sujeitos a correções.
2. As atividades econômicas que apresentam valores zerados para os indicadores são aquelas onde não ocorreram acidentes no período.

Capítulo 70 - Rio Grande do Norte

70.2 - Indicadores de acidentes do trabalho, segundo a Classificação Nacional de Atividades Econômicas (CNAE), dos estabelecimentos localizados no estado do Rio Grande do Norte - 2015

(continua)

CNAE	INDICADORES DE ACIDENTES DO TRABALHO						
	Incidência (por 1.000 vínculos)	Incidência de Doenças Ocupacionais (por 1.000 vínculos)	Incidência de Acidentes Típicos (por 1.000 vínculos)	Incidência de Incapacidade Temporária (por 1.000 vínculos)	Taxa de Mortalidade (por 100.000 vínculos)	Taxa de Letalidade (por 1.000 acidentes)	Acidentalidade para a faixa 16 a 34 anos (por 100 acidentes)
TOTAL	**13,19**	**0,80**	**6,41**	**11,07**	**3,68**	**2,79**	**50,03**
0111	65,48	–	–	65,48	–	–	40,00
0113	16,16	–	12,12	16,16	–	–	41,67
0116	–	–	–	–	–	–	–
0119	5,15	–	2,17	4,88	27,11	52,63	52,63
0132	9,18	–	9,18	9,18	–	–	100,00
0133	13,58	–	8,75	11,77	–	–	71,11
0139	16,18	–	–	16,18	–	–	50,00
0141	15,36	–	7,68	15,36	–	–	50,00
0151	2,59	–	2,59	2,59	–	–	100,00
0155	9,30	–	2,54	9,30	–	–	54,55
0161	2,75	–	2,75	2,75	–	–	50,00
0311	9,81	–	9,81	9,81	–	–	25,00
0321	23,44	–	16,35	20,17	–	–	67,44
0322	23,31	–	21,52	20,62	–	–	53,85
0600	14,04	–	13,56	5,33	–	–	37,93
0724	20,04	–	17,54	10,02	–	–	62,50
0729	2,29	–	2,29	2,29	–	–	–
0810	7,02	–	6,02	6,02	–	–	28,57
0892	17,48	–	14,91	16,45	–	–	48,53
0899	2,70	–	–	2,70	–	–	100,00
0910	18,65	–	15,16	5,83	–	–	59,38
1011	40,42	–	40,42	40,42	–	–	75,00
1013	6,19	–	6,19	6,19	–	–	100,00
1020	9,32	–	7,77	9,32	–	–	50,00
1031	4,74	–	3,16	4,74	–	–	66,67
1033	13,39	–	4,46	13,39	–	–	100,00
1051	–	–	–	–	–	–	–
1052	4,21	–	2,10	4,21	–	–	–
1053	13,64	–	9,10	12,51	–	–	91,67
1062	21,71	–	19,30	19,30	–	–	66,67
1064	8,48	–	–	8,48	–	–	–
1066	85,37	30,49	30,49	60,98	–	–	42,86
1069	29,74	–	9,15	29,74	–	–	57,69
1071	21,05	–	21,05	5,26	–	–	64,29
1081	28,72	–	25,84	28,72	–	–	60,00
1091	3,26	0,27	2,17	2,99	–	–	50,00
1092	2,35	–	–	2,35	–	–	100,00
1093	130,38	1,10	120,51	75,60	–	–	57,14
1094	–	–	–	–	–	–	–
1095	3,28	–	3,28	3,28	–	–	–
1099	11,54	–	8,24	11,54	–	–	42,86
1113	7,37	–	3,68	7,37	–	–	–
1121	14,48	–	8,04	14,48	–	–	55,56
1122	20,27	–	14,60	20,27	–	–	72,00
1314	20,41	–	10,20	13,60	–	–	58,33
1321	12,62	–	9,68	12,20	–	–	66,67
1340	2,31	–	–	2,31	–	–	–
1351	1,98	–	0,99	1,98	–	–	50,00
1353	–	–	–	–	–	–	–
1359	5,08	–	1,69	5,08	–	–	–
1411	–	–	–	–	–	–	–
1412	40,46	16,60	19,53	26,27	–	–	49,84
1413	–	–	–	–	–	–	–
1414	3,98	–	3,98	3,18	–	–	60,00
1539	7,95	–	3,97	3,97	–	–	50,00
1622	12,55	–	6,27	12,55	–	–	50,00
1733	26,18	–	26,18	26,18	–	–	100,00
1811	10,90	–	5,45	10,90	–	–	–
1813	5,72	1,91	–	5,72	–	–	66,67
1921	26,80	2,23	24,57	15,63	–	–	58,33
1931	30,27	0,49	26,85	23,43	48,82	16,13	46,77
2061	17,18	–	–	17,18	–	–	33,33

Capítulo 70 - Rio Grande do Norte

70.2 - Indicadores de acidentes do trabalho, segundo a Classificação Nacional de Atividades Econômicas (CNAE), dos estabelecimentos localizados no estado do Rio Grande do Norte - 2015

(continuação)

CNAE	INDICADORES DE ACIDENTES DO TRABALHO						
	Incidência (por 1.000 vínculos)	Incidência de Doenças Ocupacionais (por 1.000 vínculos)	Incidência de Acidentes Típicos (por 1.000 vínculos)	Incidência de Incapacidade Temporária (por 1.000 vínculos)	Taxa de Mortalidade (por 100.000 vínculos)	Taxa de Letalidade (por 1.000 acidentes)	Acidentalidade para a faixa 16 a 34 anos (por 100 acidentes)
2062	37,25	–	30,27	34,92	–	–	75,00
2071	7,93	–	–	7,93	–	–	100,00
2212	–	–	–	–	–	–	–
2221	–	–	–	–	–	–	–
2222	16,20	–	12,15	16,20	–	–	50,00
2229	16,62	–	12,47	16,62	–	–	75,00
2311	26,00	–	17,33	26,00	–	–	55,56
2320	25,40	–	15,88	25,40	–	–	37,50
2330	4,01	–	3,21	4,01	–	–	60,00
2341	5,55	–	5,55	5,55	–	–	–
2342	4,90	–	3,19	4,90	–	–	60,00
2349	–	–	–	–	–	–	–
2391	10,55	–	6,33	10,55	–	–	60,00
2392	24,84	–	16,56	24,84	–	–	100,00
2399	–	–	–	–	–	–	–
2511	–	–	–	–	–	–	–
2512	5,19	–	5,19	5,19	–	–	50,00
2539	2,33	–	2,33	2,33	–	–	–
2542	12,07	–	12,07	6,04	–	–	50,00
2599	17,58	–	8,79	17,58	–	–	100,00
2811	25,44	–	25,44	16,96	–	–	100,00
2833	7,71	–	–	7,71	–	–	–
2869	–	–	–	–	–	–	–
2930	40,30	–	24,18	40,30	–	–	40,00
3101	9,03	0,90	7,23	9,03	–	–	50,00
3102	10,22	–	3,41	10,22	–	–	100,00
3250	3,18	–	–	3,18	–	–	–
3299	25,11	–	21,76	25,11	–	–	20,00
3311	5,50	–	5,50	5,50	–	–	100,00
3312	–	–	–	–	–	–	–
3313	27,84	–	–	37,12	–	–	100,00
3314	3,15	–	3,15	3,15	–	–	–
3321	13,74	–	13,74	5,50	–	–	80,00
3329	8,89	–	–	8,89	–	–	–
3511	41,04	–	31,57	25,26	–	–	61,54
3514	43,95	1,33	26,63	29,30	–	–	33,33
3600	40,63	–	33,06	28,68	39,83	9,80	40,20
3811	15,23	1,03	10,59	14,72	–	–	25,42
3832	–	–	–	–	–	–	–
4110	5,59	–	3,58	5,59	–	–	56,00
4120	7,23	0,28	4,96	6,66	12,11	16,76	50,84
4211	4,97	–	4,97	4,97	–	–	100,00
4212	0,62	–	–	0,62	–	–	–
4213	4,77	–	4,77	4,77	–	–	–
4221	57,20	0,54	34,32	55,02	54,48	9,52	53,33
4222	5,91	–	5,91	5,91	–	–	–
4292	13,72	–	8,73	2,49	–	–	45,45
4299	14,72	–	11,04	11,04	–	–	62,50
4311	–	–	–	–	–	–	–
4313	2,57	–	1,29	2,57	–	–	–
4321	12,44	0,78	8,56	10,89	38,89	31,25	65,63
4322	4,95	–	–	4,95	–	–	50,00
4329	28,50	–	15,83	28,50	–	–	88,89
4330	5,79	–	3,62	5,79	–	–	50,00
4399	7,82	–	6,84	6,84	97,78	125,00	12,50
4511	4,37	–	2,33	4,08	–	–	60,00
4520	4,82	–	3,21	4,28	–	–	55,56
4530	3,73	0,21	1,24	3,73	–	–	61,11
4541	2,10	–	–	2,10	–	–	50,00
4617	7,73	–	3,86	7,73	–	–	50,00
4623	–	–	–	–	–	–	–
4631	8,25	–	4,95	8,25	–	–	80,00
4632	7,22	–	2,71	7,22	–	–	75,00

Capítulo 70 - Rio Grande do Norte

70.2 - Indicadores de acidentes do trabalho, segundo a Classificação Nacional de Atividades Econômicas (CNAE), dos estabelecimentos localizados no estado do Rio Grande do Norte - 2015

(continuação)

CNAE	INDICADORES DE ACIDENTES DO TRABALHO						
	Incidência (por 1.000 vínculos)	Incidência de Doenças Ocupacionais (por 1.000 vínculos)	Incidência de Acidentes Típicos (por 1.000 vínculos)	Incidência de Incapacidade Temporária (por 1.000 vínculos)	Taxa de Mortalidade (por 100.000 vínculos)	Taxa de Letalidade (por 1.000 acidentes)	Acidentalidade para a faixa 16 a 34 anos (por 100 acidentes)
4633	1,81	–	1,81	1,81	–	–	100,00
4634	6,24	–	6,24	6,24	–	–	66,67
4635	18,87	–	12,83	18,11	–	–	68,00
4637	8,83	–	7,06	8,83	–	–	40,00
4639	7,52	–	2,31	7,52	–	–	61,54
4641	2,31	–	1,16	2,31	–	–	50,00
4642	10,73	–	5,36	10,73	–	–	100,00
4644	1,53	–	1,53	1,53	–	–	100,00
4645	3,50	–	–	3,50	–	–	–
4646	1,98	–	–	1,98	–	–	100,00
4647	–	–	–	–	–	–	–
4649	9,34	–	0,72	9,34	–	–	100,00
4672	2,77	–	2,77	2,77	–	–	100,00
4673	2,10	–	2,10	2,10	–	–	–
4679	11,42	–	6,85	11,42	–	–	40,00
4681	5,04	–	3,36	5,04	–	–	66,67
4682	–	–	–	–	–	–	–
4686	9,37	–	–	9,37	–	–	100,00
4687	16,97	–	16,97	16,97	–	–	87,50
4689	9,28	–	7,42	5,57	–	–	100,00
4691	9,95	–	7,69	8,14	–	–	59,09
4693	14,28	–	9,24	13,44	–	–	82,35
4711	17,07	0,82	12,89	15,42	–	–	68,89
4712	1,41	0,16	0,47	1,41	–	–	33,33
4713	7,38	0,82	2,46	7,38	–	–	66,67
4721	0,50	–	–	0,50	–	–	100,00
4722	12,98	1,30	9,09	12,98	–	–	80,00
4723	4,62	–	1,54	4,62	–	–	100,00
4724	1,56	–	–	1,56	–	–	100,00
4729	1,31	–	0,65	1,31	–	–	50,00
4731	4,42	–	0,92	4,42	–	–	79,17
4732	14,59	7,29	–	14,59	–	–	50,00
4741	5,15	–	5,15	5,15	–	–	100,00
4742	5,50	–	1,83	5,50	–	–	33,33
4743	14,51	–	12,09	14,51	–	–	66,67
4744	4,41	–	2,49	4,41	–	–	43,59
4751	6,00	–	2,40	5,40	–	–	80,00
4752	5,51	–	5,51	5,51	–	–	100,00
4753	2,43	–	0,97	2,43	–	–	60,00
4754	2,81	–	0,87	2,81	–	–	61,54
4755	–	–	–	–	–	–	–
4757	–	–	–	–	–	–	–
4759	–	–	–	–	–	–	–
4761	2,44	–	2,44	2,44	–	–	100,00
4763	1,83	–	0,91	1,83	–	–	100,00
4771	3,03	–	1,12	2,87	–	–	52,63
4772	2,98	–	1,49	2,98	–	–	75,00
4773	–	–	–	–	–	–	–
4774	1,93	–	0,64	1,93	–	–	66,67
4781	8,41	1,90	4,70	8,11	10,01	11,90	80,95
4782	5,91	0,49	2,46	5,91	–	–	83,33
4783	–	–	–	–	–	–	–
4784	6,56	–	3,28	6,56	–	–	12,50
4789	1,12	–	–	1,12	–	–	75,00
4912	47,24	–	29,53	35,43	–	–	37,50
4921	13,18	6,46	3,36	13,43	–	–	25,49
4922	5,72	1,91	1,91	5,72	–	–	66,67
4923	8,55	–	8,55	8,55	–	–	50,00
4929	2,05	–	2,05	4,11	–	–	100,00
4930	5,84	–	4,07	4,60	–	–	42,42
5030	8,71	–	4,35	8,71	–	–	–
5099	–	–	–	–	–	–	–
5111	14,39	–	4,80	14,39	–	–	16,67

Capítulo 70 - Rio Grande do Norte

70.2 - Indicadores de acidentes do trabalho, segundo a Classificação Nacional de Atividades Econômicas (CNAE), dos estabelecimentos localizados no estado do Rio Grande do Norte - 2015

(continuação)

CNAE	INDICADORES DE ACIDENTES DO TRABALHO						
	Incidência (por 1.000 vínculos)	Incidência de Doenças Ocupacionais (por 1.000 vínculos)	Incidência de Acidentes Típicos (por 1.000 vínculos)	Incidência de Incapacidade Temporária (por 1.000 vínculos)	Taxa de Mortalidade (por 100.000 vínculos)	Taxa de Letalidade (por 1.000 acidentes)	Acidentalidade para a faixa 16 a 34 anos (por 100 acidentes)
5211	10,43	–	–	10,43	–	–	–
5212	25,17	–	3,15	22,02	–	–	25,00
5223	9,89	–	9,89	9,89	–	–	33,33
5229	6,20	–	–	6,20	–	–	100,00
5231	34,08	3,79	22,72	26,51	–	–	33,33
5240	13,32	–	8,88	11,10	–	–	50,00
5310	234,09	4,04	224,00	228,04	–	–	37,36
5320	16,77	–	3,35	13,42	–	–	40,00
5510	10,10	0,11	6,92	9,64	–	–	47,19
5590	2,80	–	–	2,80	–	–	100,00
5611	5,17	0,06	2,96	5,04	–	–	70,73
5612	–	–	–	–	–	–	–
5620	7,10	0,44	5,76	5,32	–	–	62,50
5822	–	–	–	–	–	–	–
5829	–	–	–	–	–	–	–
5911	–	–	–	–	–	–	–
5914	6,03	–	6,03	6,03	–	–	100,00
6010	2,16	–	–	2,16	–	–	100,00
6021	14,31	–	11,45	11,45	–	–	20,00
6110	6,74	–	3,37	6,74	–	–	100,00
6120	3,66	–	–	3,66	–	–	100,00
6141	21,08	–	12,65	18,27	–	–	53,33
6190	6,18	–	2,06	6,18	–	–	66,67
6201	12,17	–	–	12,17	–	–	50,00
6202	8,25	–	8,25	8,25	–	–	–
6209	6,44	–	–	6,44	–	–	75,00
6311	2,58	–	1,72	2,58	–	–	100,00
6399	–	–	–	–	–	–	–
6421	7,89	3,51	1,75	7,02	–	–	44,44
6422	24,10	10,04	10,71	23,43	–	–	41,67
6423	0,87	–	0,87	0,87	–	–	–
6424	17,75	11,83	5,92	17,75	–	–	66,67
6462	9,55	4,78	–	9,55	–	–	100,00
6493	–	–	–	–	–	–	–
6550	7,13	–	5,94	7,13	–	–	33,33
6619	–	–	–	–	–	–	–
6622	–	–	–	–	–	–	–
6810	5,58	1,39	2,79	5,58	–	–	75,00
6821	–	–	–	–	–	–	–
6822	4,48	–	1,12	4,48	–	–	75,00
6911	2,05	–	1,03	2,05	–	–	–
6912	–	–	–	–	–	–	–
6920	0,39	–	–	0,39	–	–	100,00
7020	10,81	–	2,70	8,11	–	–	25,00
7112	21,84	–	11,91	15,88	–	–	54,55
7119	–	–	–	–	–	–	–
7210	–	–	–	–	–	–	–
7311	4,13	–	–	4,13	–	–	100,00
7319	6,26	–	4,18	6,26	208,77	333,33	66,67
7420	11,83	–	5,91	11,83	–	–	–
7490	17,69	2,21	2,21	17,69	–	–	75,00
7711	10,64	1,25	5,01	9,39	–	–	52,94
7723	–	–	–	–	–	–	–
7729	–	–	–	–	–	–	–
7732	8,54	–	3,80	6,64	–	–	66,67
7733	–	–	–	–	–	–	–
7739	13,01	–	6,50	8,67	216,80	166,67	66,67
7810	3,50	–	–	3,50	–	–	75,00
7820	3,29	0,09	0,53	3,29	–	–	56,76
7830	4,74	–	2,71	4,74	67,73	142,86	57,14
7911	3,35	–	1,12	3,35	–	–	–
7990	–	–	–	–	–	–	–
8011	9,00	–	2,20	8,45	–	–	67,35

Capítulo 70 - Rio Grande do Norte

70.2 - Indicadores de acidentes do trabalho, segundo a Classificação Nacional de Atividades Econômicas (CNAE), dos estabelecimentos localizados no estado do Rio Grande do Norte - 2015

(conclusão)

CNAE	INDICADORES DE ACIDENTES DO TRABALHO						
	Incidência (por 1.000 vínculos)	Incidência de Doenças Ocupacionais (por 1.000 vínculos)	Incidência de Acidentes Típicos (por 1.000 vínculos)	Incidência de Incapacidade Temporária (por 1.000 vínculos)	Taxa de Mortalidade (por 100.000 vínculos)	Taxa de Letalidade (por 1.000 acidentes)	Acidentalidade para a faixa 16 a 34 anos (por 100 acidentes)
8012	25,47	–	13,08	24,78	–	–	54,05
8020	12,55	–	7,17	13,45	179,32	142,86	78,57
8111	1,80	0,90	–	1,80	–	–	25,00
8112	5,39	0,32	2,54	5,23	–	–	52,94
8121	3,99	–	0,61	3,07	30,70	76,92	46,15
8122	22,68	–	–	22,68	–	–	25,00
8211	0,84	–	–	0,84	–	–	50,00
8219	1,38	–	1,38	1,38	–	–	100,00
8220	12,06	1,30	3,37	11,41	–	–	80,65
8230	4,44	–	–	4,44	–	–	50,00
8291	1,49	–	1,49	–	–	–	–
8299	4,65	–	1,55	4,14	–	–	44,44
8411	0,60	0,02	0,49	0,52	–	–	34,55
8412	3,32	–	–	3,32	–	–	100,00
8424	–	–	–	–	–	–	–
8511	40,90	–	1,32	40,90	–	–	25,81
8512	0,26	–	–	0,26	–	–	100,00
8513	1,66	–	1,06	1,66	15,07	90,91	72,73
8520	3,70	0,46	2,31	3,70	–	–	25,00
8531	1,49	–	–	1,49	–	–	33,33
8532	2,09	–	1,39	2,09	–	–	33,33
8533	–	–	–	–	–	–	–
8541	3,86	–	1,93	3,86	–	–	–
8550	–	–	–	–	–	–	–
8591	–	–	–	–	–	–	–
8593	–	–	–	–	–	–	–
8599	1,50	–	0,37	1,50	–	–	–
8610	60,02	0,10	48,69	21,74	–	–	52,89
8630	1,38	–	0,46	0,92	–	–	33,33
8640	14,01	–	11,50	4,67	–	–	64,10
8650	11,29	–	5,65	11,29	–	–	87,50
8690	–	–	–	–	–	–	–
8711	–	–	–	–	–	–	–
8712	4,73	–	–	4,73	–	–	33,33
8730	3,96	–	–	3,96	–	–	50,00
8800	21,49	0,86	13,75	18,05	–	–	44,00
9001	7,18	–	3,59	7,18	–	–	–
9101	9,32	–	–	9,32	–	–	–
9312	–	–	–	–	–	–	–
9313	3,61	–	–	3,61	–	–	75,00
9319	–	–	–	–	–	–	–
9321	–	–	–	–	–	–	–
9329	–	–	–	–	–	–	–
9411	–	–	–	–	–	–	–
9412	9,66	–	4,83	9,66	–	–	–
9420	6,39	–	6,39	6,39	–	–	50,00
9430	0,89	–	0,89	0,89	–	–	–
9491	0,66	–	0,66	0,66	–	–	–
9499	31,69	–	24,65	31,69	–	–	88,89
9511	2,06	–	2,06	2,06	–	–	–
9521	9,96	–	5,98	9,96	–	–	60,00
9529	–	–	–	–	–	–	–
9601	3,52	1,76	1,76	3,52	175,98	500,00	–
9602	–	–	–	–	–	–	–
9603	10,34	1,29	3,88	10,34	–	–	50,00
9609	1,83	–	–	1,83	–	–	100,00
9700	–	–	–	–	–	–	–
Outros(1)	25,02	0,54	16,72	14,58	13,38	5,35	57,75

Fonte: DATAPREV, CAT, SUB, CNIS.

Notas: 1. Os dados são preliminares, estando sujeitos a correções.
2. As atividades econômicas que apresentam valores zerados para os indicadores são aquelas onde não ocorreram acidentes no período.

(1) Englobam as atividades que possuíam número médio de vínculos no ano menor que 100.

Capítulo 71 - Paraíba

71.1 - Indicadores de acidentes do trabalho, segundo a Classificação Nacional de Atividades Econômicas (CNAE), dos estabelecimentos localizados no estado da Paraíba - 2014

(continua)

CNAE	INDICADORES DE ACIDENTES DO TRABALHO						
	Incidência (por 1.000 vínculos)	Incidência de Doenças Ocupacionais (por 1.000 vínculos)	Incidência de Acidentes Típicos (por 1.000 vínculos)	Incidência de Incapacidade Temporária (por 1.000 vínculos)	Taxa de Mortalidade (por 100.000 vínculos)	Taxa de Letalidade (por 1.000 acidentes)	Acidentalidade para a faixa 16 a 34 anos (por 100 acidentes)
TOTAL	**10,28**	**0,79**	**3,98**	**9,57**	**3,77**	**3,66**	**53,64**
0113	10,04	–	7,75	9,12	–	–	54,55
0121	29,51	–	–	29,51	–	–	100,00
0133	3,48	–	1,16	3,48	–	–	66,67
0151	6,62	–	4,41	6,62	220,71	333,33	33,33
0155	16,01	0,57	13,73	15,44	114,38	71,43	78,57
0161	–	–	–	–	–	–	–
0210	95,03	–	95,03	95,03	–	–	37,84
0321	16,34	–	8,17	16,34	–	–	50,00
0729	15,99	–	15,99	10,66	–	–	–
0810	10,09	–	6,73	10,09	112,16	111,11	44,44
0899	8,42	–	8,42	2,81	–	–	66,67
1011	6,02	–	6,02	6,02	–	–	–
1012	12,21	–	4,07	12,21	–	–	66,67
1013	8,44	–	8,44	8,44	–	–	100,00
1020	6,31	–	–	6,31	–	–	100,00
1031	–	–	–	–	–	–	–
1033	56,21	–	41,22	56,21	–	–	53,33
1051	4,39	–	–	4,39	–	–	100,00
1052	14,13	–	6,42	14,13	–	–	90,91
1053	–	–	–	–	–	–	–
1062	9,10	–	9,10	9,10	–	–	75,00
1064	13,72	–	13,72	13,72	–	–	55,56
1066	11,04	–	5,52	11,04	–	–	–
1069	47,86	–	30,91	47,86	–	–	68,75
1071	11,93	–	10,38	12,15	–	–	51,85
1081	38,58	0,71	30,72	38,58	–	–	61,11
1091	5,75	0,36	3,24	5,75	–	–	37,50
1092	7,42	1,86	3,71	7,42	–	–	25,00
1094	2,53	–	2,53	2,53	–	–	100,00
1099	2,26	–	2,26	2,26	–	–	–
1111	6,04	–	–	6,04	–	–	66,67
1112	9,89	–	9,89	9,89	–	–	–
1113	20,93	1,74	10,47	12,21	–	–	83,33
1121	45,51	–	38,51	45,51	–	–	65,38
1122	90,07	6,21	66,78	88,52	–	–	82,76
1311	12,91	2,98	7,94	12,66	–	–	57,69
1312	6,66	–	6,66	6,66	–	–	50,00
1321	3,58	1,30	1,63	3,58	–	–	54,55
1323	24,45	–	14,67	24,45	–	–	60,00
1330	3,95	–	3,95	3,95	–	–	100,00
1351	3,09	1,55	1,55	3,09	–	–	50,00
1354	9,17	–	9,17	9,17	–	–	100,00
1359	18,56	9,28	–	18,56	–	–	–
1411	7,01	1,27	3,19	7,01	–	–	90,91
1412	0,83	0,83	–	0,83	–	–	50,00
1414	–	–	–	–	–	–	–
1422	–	–	–	–	–	–	–
1521	7,53	–	–	7,53	–	–	–
1529	3,97	–	–	3,97	–	–	–
1531	1,52	1,52	–	1,52	–	–	100,00
1532	18,75	5,90	10,07	7,98	–	–	72,22
1533	2,02	–	2,02	2,02	–	–	100,00
1539	42,95	19,55	17,24	22,15	–	–	82,06
1540	11,78	–	3,93	15,70	–	–	100,00
1622	9,20	–	9,20	9,20	–	–	50,00
1731	53,13	–	48,07	53,13	–	–	61,90
1741	24,18	–	21,49	24,18	–	–	55,56

Capítulo 71 - Paraíba

71.1 - Indicadores de acidentes do trabalho, segundo a Classificação Nacional de Atividades Econômicas (CNAE), dos estabelecimentos localizados no estado da Paraíba - 2014

(continuação)

CNAE	INDICADORES DE ACIDENTES DO TRABALHO						
	Incidência (por 1.000 vínculos)	Incidência de Doenças Ocupacionais (por 1.000 vínculos)	Incidência de Acidentes Típicos (por 1.000 vínculos)	Incidência de Incapacidade Temporária (por 1.000 vínculos)	Taxa de Mortalidade (por 100.000 vínculos)	Taxa de Letalidade (por 1.000 acidentes)	Acidentalidade para a faixa 16 a 34 anos (por 100 acidentes)
1811	37,84	2,36	21,28	37,84	–	–	50,00
1813	1,43	–	1,43	1,43	–	–	–
1821	–	–	–	–	–	–	–
1931	14,81	–	13,44	10,71	–	–	66,15
2061	–	–	–	–	–	–	–
2062	10,34	–	–	10,34	–	–	100,00
2063	23,73	–	23,73	15,82	–	–	66,67
2071	7,38	–	7,38	7,38	–	–	–
2099	6,83	–	–	6,83	–	–	100,00
2212	29,27	–	21,95	29,27	–	–	25,00
2219	19,72	2,82	8,45	19,72	–	–	71,43
2221	16,46	–	10,97	16,46	–	–	66,67
2222	13,31	0,48	11,41	13,31	–	–	64,29
2223	11,73	–	4,69	11,73	–	–	100,00
2229	7,86	2,62	4,37	7,86	–	–	88,89
2311	28,01	–	16,81	28,01	–	–	80,00
2320	42,43	–	35,36	28,29	353,62	83,33	79,17
2330	9,10	–	8,45	7,80	–	–	42,86
2341	–	–	–	–	–	–	–
2342	17,93	0,27	14,67	17,66	81,50	45,45	48,48
2349	17,99	1,64	14,72	17,99	–	–	45,45
2391	7,58	–	7,58	7,58	–	–	66,67
2399	2,99	–	2,00	2,99	–	–	33,33
2441	24,23	–	18,17	24,23	–	–	50,00
2511	56,36	–	45,08	56,36	–	–	66,67
2512	3,42	–	1,71	3,42	–	–	100,00
2532	7,09	3,55	1,77	7,09	–	–	50,00
2542	10,33	–	10,33	10,33	–	–	66,67
2593	8,56	–	6,42	8,56	–	–	50,00
2599	–	–	–	–	–	–	–
2621	48,56	–	21,58	48,56	–	–	100,00
2670	–	–	–	–	–	–	–
2833	–	–	–	–	–	–	–
2930	9,84	–	–	9,84	–	–	–
3101	2,90	–	0,97	2,90	–	–	–
3102	8,63	–	6,90	8,63	–	–	60,00
3103	19,26	4,82	9,63	19,26	–	–	25,00
3104	14,33	–	14,33	11,95	–	–	66,67
3250	6,76	3,38	–	6,76	–	–	50,00
3292	–	–	–	–	–	–	–
3299	–	–	–	–	–	–	–
3314	6,71	–	6,71	3,36	–	–	50,00
3329	6,22	–	–	6,22	–	–	100,00
3514	34,72	1,67	24,68	33,88	–	–	68,67
3600	8,92	–	5,76	8,64	–	–	38,71
3811	22,93	0,69	19,46	21,54	69,48	30,30	54,55
3832	16,22	–	16,22	16,22	–	–	50,00
3839	17,54	4,39	13,16	17,54	–	–	100,00
4110	8,08	0,30	5,34	8,08	–	–	54,72
4120	8,56	0,18	6,17	8,42	7,02	8,20	42,21
4211	16,80	–	14,83	12,85	–	–	52,94
4213	1,21	–	0,60	1,21	–	–	–
4221	50,18	1,79	12,55	50,18	–	–	58,93
4222	9,62	–	9,62	8,25	–	–	14,29
4292	5,24	–	3,49	5,24	–	–	100,00
4299	13,86	0,45	11,18	13,86	–	–	61,29
4313	7,16	–	5,97	7,16	–	–	33,33
4321	4,55	0,43	3,25	4,55	21,68	47,62	38,10

Capítulo 71 - Paraíba

71.1 - Indicadores de acidentes do trabalho, segundo a Classificação Nacional de Atividades Econômicas (CNAE), dos estabelecimentos localizados no estado da Paraíba - 2014

(continuação)

CNAE	INDICADORES DE ACIDENTES DO TRABALHO						
	Incidência (por 1.000 vínculos)	Incidência de Doenças Ocupacionais (por 1.000 vínculos)	Incidência de Acidentes Típicos (por 1.000 vínculos)	Incidência de Incapacidade Temporária (por 1.000 vínculos)	Taxa de Mortalidade (por 100.000 vínculos)	Taxa de Letalidade (por 1.000 acidentes)	Acidentalidade para a faixa 16 a 34 anos (por 100 acidentes)
4322	2,37	–	2,37	2,37	–	–	100,00
4329	10,12	–	10,12	10,12	–	–	50,00
4330	7,07	1,41	2,83	7,07	–	–	100,00
4391	9,04	–	9,04	9,04	–	–	100,00
4399	4,48	0,90	2,69	4,48	89,63	200,00	40,00
4511	11,54	0,58	4,04	11,54	28,85	25,00	75,00
4520	4,73	–	–	4,73	–	–	83,33
4530	3,24	–	1,39	3,24	–	–	78,57
4541	0,92	–	–	0,92	–	–	50,00
4619	–	–	–	–	–	–	–
4623	–	–	–	–	–	–	–
4632	2,93	1,46	1,46	2,93	–	–	50,00
4633	–	–	–	–	–	–	–
4634	6,31	–	3,15	6,31	–	–	75,00
4635	7,96	0,61	3,68	7,96	–	–	46,15
4637	9,54	–	2,38	9,54	–	–	75,00
4639	5,62	0,33	2,64	5,62	–	–	70,59
4641	2,81	–	–	2,81	–	–	–
4642	3,41	–	3,41	3,41	–	–	100,00
4644	3,15	2,10	–	3,15	–	–	66,67
4645	2,31	–	–	–	–	–	–
4646	1,15	–	–	1,15	–	–	100,00
4647	4,75	–	–	4,75	–	–	100,00
4649	4,23	0,70	2,11	4,23	–	–	83,33
4651	–	–	–	–	–	–	–
4652	5,89	–	–	5,89	–	–	100,00
4665	–	–	–	–	–	–	–
4671	14,51	–	14,51	14,51	–	–	50,00
4672	11,70	–	10,03	11,70	–	–	71,43
4673	–	–	–	–	–	–	–
4674	8,84	–	8,84	8,84	–	–	100,00
4679	1,63	–	0,54	1,63	–	–	33,33
4681	19,57	–	6,52	19,57	–	–	–
4684	8,63	–	8,63	8,63	–	–	100,00
4687	9,35	–	3,12	9,35	–	–	100,00
4689	7,08	–	5,31	3,54	–	–	100,00
4691	11,54	0,96	6,73	11,54	–	–	66,67
4693	6,26	0,52	2,61	5,74	–	–	50,00
4711	12,70	0,76	8,79	12,48	–	–	62,39
4712	1,29	–	0,86	1,29	–	–	66,67
4713	5,58	0,40	1,99	5,18	–	–	64,29
4721	0,55	–	0,55	0,55	–	–	–
4722	2,67	–	2,67	2,67	–	–	50,00
4723	2,49	–	2,49	2,49	–	–	100,00
4724	2,16	–	–	2,16	–	–	–
4729	2,10	–	1,05	2,10	–	–	100,00
4731	3,07	–	0,94	3,07	–	–	69,23
4741	–	–	–	–	–	–	–
4742	1,74	–	–	1,74	–	–	100,00
4743	7,96	1,99	3,98	7,96	–	–	100,00
4744	3,30	0,60	1,05	3,30	–	–	68,18
4751	–	–	–	–	–	–	–
4752	6,46	2,58	2,58	6,46	–	–	60,00
4753	4,23	–	3,18	4,23	–	–	87,50
4754	3,30	–	1,24	3,51	–	–	56,25
4755	–	–	–	0,42	42,26	–	–
4757	4,63	–	4,63	4,63	–	–	100,00
4759	5,14	–	3,85	5,14	–	–	100,00

Capítulo 71 - Paraíba

71.1 - Indicadores de acidentes do trabalho, segundo a Classificação Nacional de Atividades Econômicas (CNAE), dos estabelecimentos localizados no estado da Paraíba - 2014

(continuação)

CNAE	INDICADORES DE ACIDENTES DO TRABALHO						
	Incidência (por 1.000 vínculos)	Incidência de Doenças Ocupacionais (por 1.000 vínculos)	Incidência de Acidentes Típicos (por 1.000 vínculos)	Incidência de Incapacidade Temporária (por 1.000 vínculos)	Taxa de Mortalidade (por 100.000 vínculos)	Taxa de Letalidade (por 1.000 acidentes)	Acidentalidade para a faixa 16 a 34 anos (por 100 acidentes)
4761	5,23	–	2,61	5,23	–	–	66,67
4763	1,28	–	1,28	1,28	–	–	–
4771	1,37	–	0,51	1,20	–	–	62,50
4772	4,70	–	1,57	4,70	–	–	66,67
4773	–	–	–	–	–	–	–
4774	1,54	–	–	1,54	–	–	–
4781	2,26	0,15	0,75	1,96	–	–	66,67
4782	2,70	0,34	1,01	2,70	–	–	75,00
4783	4,89	–	–	4,89	–	–	100,00
4784	9,04	–	4,52	9,04	–	–	62,50
4789	2,90	0,36	1,45	2,90	–	–	75,00
4912	59,55	–	59,55	49,63	–	–	50,00
4921	5,87	0,65	2,61	5,87	–	–	11,11
4922	4,77	–	1,59	4,77	–	–	–
4923	9,71	–	9,71	9,71	–	–	–
4929	–	–	–	–	–	–	–
4930	8,83	0,49	5,64	8,34	24,52	27,78	47,22
5111	54,24	–	4,52	49,72	–	–	58,33
5211	23,66	–	14,20	33,12	–	–	80,00
5212	19,52	–	2,79	19,52	–	–	28,57
5222	8,21	–	–	8,21	–	–	100,00
5223	–	–	–	–	–	–	–
5229	5,77	–	5,77	5,77	–	–	–
5240	13,52	–	6,76	10,14	–	–	25,00
5250	8,43	–	8,43	8,43	–	–	66,67
5310	81,42	5,31	71,39	80,24	59,00	7,25	38,41
5320	12,89	–	2,58	12,89	–	–	60,00
5510	4,65	–	4,34	4,65	–	–	53,33
5590	–	–	–	–	–	–	–
5611	2,17	–	0,75	2,17	–	–	61,54
5620	9,44	0,73	6,54	9,44	–	–	23,08
5822	7,56	–	1,89	7,56	–	–	25,00
5829	–	–	–	–	–	–	–
5911	5,63	–	5,63	5,63	–	–	100,00
5914	26,91	–	26,91	26,91	–	–	66,67
6010	3,44	–	2,29	3,44	–	–	100,00
6021	1,33	–	–	1,33	–	–	100,00
6110	21,19	1,41	18,37	22,60	–	–	46,67
6120	4,20	–	–	4,20	–	–	100,00
6141	6,48	–	–	6,48	–	–	100,00
6190	–	–	–	–	–	–	–
6202	–	–	–	–	–	–	–
6203	–	–	–	–	–	–	–
6209	1,50	–	1,50	–	–	–	100,00
6311	–	–	–	–	–	–	–
6319	–	–	–	–	–	–	–
6399	–	–	–	–	–	–	–
6421	8,48	4,24	4,24	7,63	–	–	10,00
6422	19,60	9,80	9,80	23,28	–	–	31,25
6423	2,60	1,73	0,87	2,60	–	–	–
6424	2,02	–	–	2,02	–	–	100,00
6550	0,88	–	–	0,88	–	–	–
6619	5,81	–	5,81	5,81	–	–	100,00
6622	–	–	–	–	–	–	–
6810	2,71	2,71	–	2,71	–	–	–
6821	–	–	–	–	–	–	–
6822	–	–	–	–	–	–	–
6911	2,40	–	–	2,40	–	–	50,00

Capítulo 71 - Paraíba

71.1 - Indicadores de acidentes do trabalho, segundo a Classificação Nacional de Atividades Econômicas (CNAE), dos estabelecimentos localizados no estado da Paraíba - 2014

(conclusão)

CNAE	INDICADORES DE ACIDENTES DO TRABALHO						
	Incidência (por 1.000 vínculos)	Incidência de Doenças Ocupacionais (por 1.000 vínculos)	Incidência de Acidentes Típicos (por 1.000 vínculos)	Incidência de Incapacidade Temporária (por 1.000 vínculos)	Taxa de Mortalidade (por 100.000 vínculos)	Taxa de Letalidade (por 1.000 acidentes)	Acidentalidade para a faixa 16 a 34 anos (por 100 acidentes)
6912	–	–	–	–	–	–	–
6920	1,05	0,52	–	1,05	–	–	100,00
7020	–	–	–	–	–	–	–
7112	8,56	–	8,56	8,56	–	–	60,00
7210	2,17	–	2,17	2,17	–	–	–
7311	11,06	–	5,53	11,06	–	–	–
7319	7,80	–	1,95	7,80	–	–	25,00
7420	8,76	–	–	8,76	–	–	–
7490	6,13	–	3,83	6,13	–	–	87,50
7711	6,09	–	6,09	6,09	–	–	50,00
7723	–	–	–	–	–	–	–
7729	–	–	–	–	–	–	–
7732	17,50	1,75	15,75	17,50	–	–	70,00
7733	8,03	–	–	8,03	–	–	–
7739	7,37	–	3,68	7,37	–	–	100,00
7810	7,93	–	–	7,93	–	–	50,00
7820	51,16	3,20	6,39	51,16	–	–	68,75
7830	2,40	–	1,20	3,60	–	–	50,00
7911	2,99	–	–	2,99	–	–	50,00
8011	2,68	–	1,10	2,68	–	–	64,71
8012	21,02	0,53	8,41	20,49	–	–	70,00
8111	3,69	–	–	3,69	–	–	100,00
8112	1,55	–	0,90	1,55	–	–	58,33
8121	3,25	0,89	1,77	3,25	–	–	54,55
8211	1,91	–	1,91	1,91	–	–	100,00
8219	–	–	–	–	–	–	–
8220	8,74	4,52	2,61	8,44	–	–	77,01
8230	2,72	–	2,72	2,72	–	–	–
8291	4,90	2,45	–	4,90	–	–	100,00
8299	3,17	–	3,17	3,17	–	–	40,00
8411	0,12	0,01	0,08	0,12	–	–	46,67
8412	–	–	–	–	–	–	–
8413	–	–	–	–	–	–	–
8423	1,05	1,05	–	1,05	–	–	–
8430	–	–	–	–	–	–	–
8511	79,07	–	2,03	77,04	–	–	35,90
8512	1,18	–	–	1,18	–	–	25,00
8513	0,65	–	0,16	0,65	–	–	–
8520	1,14	–	0,76	1,14	–	–	66,67
8531	2,20	–	0,66	2,42	–	–	40,00
8532	4,36	–	1,63	4,36	–	–	25,00
8533	–	–	–	–	–	–	–
8541	2,38	–	2,38	2,38	–	–	100,00
8542	–	–	–	–	–	–	–
8593	4,39	–	–	4,39	–	–	33,33
8599	4,13	0,30	1,77	4,13	–	–	50,00
8610	14,92	0,11	10,13	15,03	–	–	41,98
8630	1,41	0,47	0,47	1,41	–	–	–
8640	2,56	–	1,83	2,56	–	–	14,29
8650	2,51	2,51	–	–	–	–	–
8660	–	–	–	–	–	–	–
8690	2,02	–	–	2,02	–	–	–
8711	–	–	–	–	–	–	–
8712	–	–	–	–	–	–	–
8720	–	–	–	–	–	–	–
8730	–	–	–	–	–	–	–
8800	3,52	–	2,82	2,82	–	–	40,00
9001	4,30	–	–	4,30	–	–	100,00
9312	26,48	–	23,54	26,48	–	–	77,78
9313	–	–	–	–	–	–	–
9319	17,20	–	17,20	17,20	–	–	100,00
9329	–	–	–	–	–	–	–
9411	–	–	–	–	–	–	–
9412	8,10	2,70	5,40	8,10	–	–	–
9420	–	–	–	–	–	–	–
9430	1,88	0,38	1,51	1,88	–	–	60,00
9491	3,80	–	1,27	3,80	–	–	33,33
9492	–	–	–	–	–	–	–
9499	23,07	–	11,53	19,22	–	–	83,33
9511	7,59	–	–	7,59	–	–	100,00
9512	–	–	–	–	–	–	–
9521	8,45	–	2,82	11,27	–	–	100,00
9529	13,35	–	8,90	13,35	–	–	66,67
9601	15,21	–	12,17	15,21	–	–	20,00
9602	–	–	–	–	–	–	–
9603	9,92	–	4,25	9,92	–	–	100,00
9609	–	–	–	–	–	–	–
Outros(1)	25,76	0,31	9,52	25,13	15,61	6,06	46,06

Fonte: DATAPREV, CAT, SUB, CNIS.

Notas: 1. Os dados são preliminares, estando sujeitos a correções.
2. As atividades econômicas que apresentam valores zerados para os indicadores são aquelas onde não ocorreram acidentes no período.

(1) Englobam as atividades que possuíam número médio de vínculos no ano menor que 100.

Capítulo 71 - Paraíba

71.2 - Indicadores de acidentes do trabalho, segundo a Classificação Nacional de Atividades Econômicas (CNAE), dos estabelecimentos localizados no estado da Paraíba - 2015

(continua)

CNAE	INDICADORES DE ACIDENTES DO TRABALHO						
	Incidência (por 1.000 vínculos)	Incidência de Doenças Ocupacionais (por 1.000 vínculos)	Incidência de Acidentes Típicos (por 1.000 vínculos)	Incidência de Incapacidade Temporária (por 1.000 vínculos)	Taxa de Mortalidade (por 100.000 vínculos)	Taxa de Letalidade (por 1.000 acidentes)	Acidentalidade para a faixa 16 a 34 anos (por 100 acidentes)
TOTAL	**7,88**	**0,37**	**3,51**	**7,35**	**4,71**	**5,98**	**53,37**
0111	18,22	–	–	18,22	–	–	75,00
0113	7,46	–	7,01	7,23	–	–	63,64
0116	–	–	–	–	–	–	–
0119	–	–	–	–	–	–	–
0121	14,14	–	–	14,14	–	–	50,00
0133	2,39	–	–	2,39	–	–	100,00
0151	1,24	–	1,24	1,24	–	–	–
0155	7,61	–	5,07	7,61	–	–	73,33
0161	–	–	–	–	–	–	–
0210	110,04	–	110,04	87,47	–	–	43,59
0321	–	–	–	–	–	–	–
0729	5,13	–	5,13	–	–	–	–
0810	5,15	–	4,12	5,15	–	–	60,00
0899	–	–	–	–	–	–	–
1011	6,73	–	6,73	6,73	–	–	–
1012	8,31	–	0,83	8,31	–	–	50,00
1020	–	–	–	–	–	–	–
1031	–	–	–	–	–	–	–
1033	30,83	–	30,83	30,83	–	–	66,67
1051	–	–	–	–	–	–	–
1052	–	–	–	–	–	–	–
1053	11,34	–	8,50	11,34	–	–	75,00
1062	9,18	–	4,59	9,18	–	–	100,00
1064	18,76	3,13	12,51	18,76	–	–	50,00
1066	42,86	–	42,86	35,06	1.168,83	272,73	27,27
1069	33,82	–	32,88	36,64	–	–	75,00
1071	7,21	–	6,01	7,21	–	–	50,00
1081	28,25	–	21,68	28,25	–	–	48,84
1091	2,12	–	1,41	2,12	–	–	22,22
1092	6,16	–	2,05	6,16	–	–	66,67
1094	–	–	–	–	–	–	–
1099	9,42	–	7,06	9,42	–	–	25,00
1111	13,09	–	6,54	13,09	–	–	66,67
1112	10,54	–	5,27	10,54	–	–	–
1113	22,56	2,05	10,25	10,25	–	–	45,45
1121	18,10	–	13,92	18,10	–	–	92,31
1122	74,26	1,55	55,69	74,26	–	–	85,42
1311	11,54	0,51	8,46	11,54	51,30	44,44	48,89
1312	8,55	–	5,70	8,55	–	–	66,67
1313	–	–	–	–	–	–	–
1321	2,97	1,49	1,11	2,97	–	–	62,50
1330	3,92	–	3,92	3,92	–	–	–
1351	0,79	–	0,79	0,79	–	–	100,00
1352	7,78	–	7,78	7,78	–	–	100,00
1353	–	–	–	–	–	–	–
1354	9,54	–	9,54	9,54	–	–	100,00
1411	7,04	0,64	4,48	7,04	–	–	100,00
1412	1,24	0,83	0,41	1,24	–	–	33,33
1414	–	–	–	–	–	–	–
1422	–	–	–	–	–	–	–
1521	–	–	–	–	–	–	–
1529	–	–	–	–	–	–	–
1531	4,32	2,16	–	4,32	–	–	–
1532	5,46	2,55	2,55	4,00	–	–	60,00
1533	–	–	–	–	–	–	–
1539	20,57	6,06	11,82	7,98	–	–	80,84
1540	–	–	–	–	–	–	–
1622	5,64	–	5,64	5,64	–	–	100,00
1731	43,88	–	38,03	43,88	–	–	40,00
1741	21,31	5,33	10,65	26,64	–	–	25,00

Capítulo 71 - Paraíba

71.2 - Indicadores de acidentes do trabalho, segundo a Classificação Nacional de Atividades Econômicas (CNAE), dos estabelecimentos localizados no estado da Paraíba - 2015

(continuação)

CNAE	INDICADORES DE ACIDENTES DO TRABALHO						
	Incidência (por 1.000 vínculos)	Incidência de Doenças Ocupacionais (por 1.000 vínculos)	Incidência de Acidentes Típicos (por 1.000 vínculos)	Incidência de Incapacidade Temporária (por 1.000 vínculos)	Taxa de Mortalidade (por 100.000 vínculos)	Taxa de Letalidade (por 1.000 acidentes)	Acidentalidade para a faixa 16 a 34 anos (por 100 acidentes)
1811	7,71	–	7,71	7,71	–	–	66,67
1813	2,93	–	2,93	2,93	–	–	100,00
1821	–	–	–	–	–	–	–
1822	–	–	–	–	–	–	–
1931	11,40	0,44	9,87	6,80	–	–	50,00
2061	6,31	–	–	6,31	–	–	–
2062	6,33	–	6,33	12,66	–	–	100,00
2063	–	–	–	–	–	–	–
2071	5,78	–	5,78	5,78	–	–	–
2099	–	–	–	–	–	–	–
2212	8,57	–	8,57	8,57	–	–	–
2219	31,95	–	5,81	31,95	–	–	45,45
2221	34,33	–	34,33	34,33	–	–	50,00
2222	14,46	–	12,32	13,93	–	–	74,07
2223	15,13	–	9,08	15,13	–	–	20,00
2229	4,74	0,95	1,90	4,74	–	–	80,00
2311	23,02	–	23,02	23,02	1.151,08	500,00	50,00
2320	23,13	–	23,13	14,61	–	–	52,63
2330	5,55	–	4,86	4,86	–	–	37,50
2341	–	–	–	–	–	–	–
2342	14,35	0,28	12,10	14,35	–	–	66,67
2349	17,52	–	17,52	17,52	–	–	50,00
2391	–	–	–	–	–	–	–
2399	6,37	–	5,31	6,37	–	–	33,33
2441	6,79	–	6,79	6,79	–	–	50,00
2511	21,60	–	14,40	21,60	–	–	16,67
2512	1,58	–	1,58	1,58	–	–	100,00
2532	65,77	5,06	50,59	65,77	–	–	38,46
2539	–	–	–	–	–	–	–
2542	1,57	–	1,57	1,57	–	–	–
2593	1,94	–	1,94	1,94	–	–	100,00
2599	–	–	–	–	–	–	–
2621	–	–	–	–	–	–	–
2670	7,36	–	7,36	–	–	–	100,00
2833	28,71	–	9,57	28,71	–	–	66,67
3101	4,44	–	2,22	3,33	–	–	50,00
3102	4,04	–	4,04	4,04	–	–	100,00
3103	23,51	–	23,51	23,51	–	–	66,67
3104	14,82	–	9,88	14,82	–	–	66,67
3250	–	–	–	–	–	–	–
3299	16,37	–	16,37	16,37	–	–	–
3314	3,31	–	3,31	3,31	–	–	100,00
3329	4,65	–	4,65	4,65	–	–	100,00
3511	90,47	–	49,35	74,02	–	–	63,64
3514	32,09	–	25,75	26,60	–	–	72,37
3600	9,10	–	8,51	9,10	–	–	29,03
3811	19,68	–	17,50	19,68	72,90	37,04	44,44
3832	7,95	–	7,95	7,95	–	–	–
3839	–	–	–	–	–	–	–
4110	5,81	0,11	4,36	5,70	–	–	59,62
4120	6,91	0,04	5,20	6,83	15,88	22,99	53,45
4211	9,14	–	6,53	9,14	–	–	71,43
4213	4,39	–	3,76	4,39	–	–	42,86
4221	43,53	–	8,88	42,64	–	–	32,65
4222	13,30	–	7,98	10,64	–	–	60,00
4291	7,74	–	7,74	7,74	–	–	100,00
4292	8,74	–	8,74	3,50	–	–	40,00
4299	14,00	–	12,93	11,85	–	–	57,69
4313	13,68	1,71	10,26	13,68	–	–	62,50
4321	5,68	–	4,94	5,68	–	–	69,57
4322	14,01	–	14,01	14,01	–	–	16,67

Capítulo 71 - Paraíba

71.2 - Indicadores de acidentes do trabalho, segundo a Classificação Nacional de Atividades Econômicas (CNAE), dos estabelecimentos localizados no estado da Paraíba - 2015

(continuação)

CNAE	INDICADORES DE ACIDENTES DO TRABALHO						
	Incidência (por 1.000 vínculos)	Incidência de Doenças Ocupacionais (por 1.000 vínculos)	Incidência de Acidentes Típicos (por 1.000 vínculos)	Incidência de Incapacidade Temporária (por 1.000 vínculos)	Taxa de Mortalidade (por 100.000 vínculos)	Taxa de Letalidade (por 1.000 acidentes)	Acidentalidade para a faixa 16 a 34 anos (por 100 acidentes)
4329	14,52	–	9,68	9,68	–	–	66,67
4330	1,36	–	1,36	1,36	–	–	100,00
4399	3,19	–	3,19	3,19	106,47	333,33	33,33
4511	5,67	–	2,09	5,38	–	–	73,68
4520	3,61	–	1,45	3,61	–	–	60,00
4530	4,30	–	2,87	4,30	–	–	72,22
4541	1,39	–	0,46	1,39	–	–	100,00
4617	–	–	–	–	–	–	–
4618	–	–	–	–	–	–	–
4619	–	–	–	–	–	–	–
4623	5,34	–	5,34	5,34	–	–	–
4632	4,53	–	1,51	4,53	–	–	66,67
4633	–	–	–	–	–	–	–
4634	1,54	–	–	1,54	–	–	100,00
4635	14,64	1,17	7,03	14,64	–	–	72,00
4637	–	–	–	–	–	–	–
4639	9,67	–	6,67	9,34	–	–	68,97
4641	–	–	–	–	–	–	–
4642	–	–	–	–	–	–	–
4644	2,13	–	1,06	2,13	–	–	50,00
4645	3,92	–	1,96	3,92	–	–	50,00
4646	1,12	1,12	–	1,12	–	–	–
4647	–	–	–	–	–	–	–
4649	6,64	–	4,42	6,64	–	–	66,67
4651	–	–	–	–	–	–	–
4652	10,67	–	5,34	10,67	–	–	100,00
4665	–	–	–	–	–	–	–
4671	8,01	–	8,01	8,01	–	–	–
4672	12,90	–	8,06	12,90	161,20	125,00	100,00
4673	–	–	–	–	–	–	–
4674	22,56	–	22,56	22,56	–	–	100,00
4679	3,20	–	2,13	3,20	–	–	83,33
4681	–	–	–	–	–	–	–
4684	–	–	–	–	–	–	–
4687	2,76	–	2,76	2,76	–	–	100,00
4689	–	–	–	–	–	–	–
4691	4,03	0,67	2,02	3,36	–	–	66,67
4693	7,68	1,10	1,65	7,68	–	–	57,14
4711	11,32	0,83	7,69	10,70	–	–	67,89
4712	1,55	0,14	0,56	1,55	–	–	54,55
4713	5,02	0,42	2,51	4,61	–	–	50,00
4721	–	–	–	–	–	–	–
4722	6,81	–	4,09	6,81	–	–	40,00
4723	6,85	–	2,28	6,85	–	–	100,00
4724	1,89	–	1,89	1,89	–	–	–
4729	–	–	–	–	–	–	–
4731	2,70	–	1,58	2,70	–	–	75,00
4741	4,49	–	–	4,49	–	–	–
4742	1,70	–	1,70	1,70	–	–	–
4743	1,89	–	1,89	1,89	–	–	–
4744	4,12	0,29	2,65	4,12	–	–	71,43
4751	–	–	–	–	–	–	–
4752	5,58	–	2,79	5,58	–	–	100,00
4753	2,63	–	1,05	2,63	52,57	200,00	80,00
4754	2,08	–	1,04	2,08	–	–	70,00
4755	–	–	–	–	–	–	–
4757	–	–	–	–	–	–	–
4759	2,38	–	–	2,38	–	–	100,00
4761	1,91	–	0,96	1,91	–	–	50,00
4763	1,20	–	1,20	1,20	–	–	100,00
4771	2,04	–	0,31	2,04	–	–	92,31

Capítulo 71 - Paraíba

71.2 - Indicadores de acidentes do trabalho, segundo a Classificação Nacional de Atividades Econômicas (CNAE), dos estabelecimentos localizados no estado da Paraíba - 2015

(continuação)

CNAE	INDICADORES DE ACIDENTES DO TRABALHO						
	Incidência (por 1.000 vínculos)	Incidência de Doenças Ocupacionais (por 1.000 vínculos)	Incidência de Acidentes Típicos (por 1.000 vínculos)	Incidência de Incapacidade Temporária (por 1.000 vínculos)	Taxa de Mortalidade (por 100.000 vínculos)	Taxa de Letalidade (por 1.000 acidentes)	Acidentalidade para a faixa 16 a 34 anos (por 100 acidentes)
4772	1,47	–	–	1,47	–	–	100,00
4773	–	–	–	–	–	–	–
4774	2,92	–	0,73	2,92	–	–	75,00
4781	1,59	0,43	0,58	1,59	–	–	81,82
4782	7,40	–	4,71	7,40	–	–	95,45
4783	4,44	–	2,22	4,44	–	–	50,00
4784	7,30	–	3,13	7,30	–	–	57,14
4789	1,47	–	0,37	1,47	–	–	50,00
4912	75,85	–	68,27	68,27	–	–	20,00
4921	4,61	0,23	2,31	4,38	–	–	25,00
4922	4,72	–	–	3,15	–	–	33,33
4923	–	–	–	–	–	–	–
4929	4,88	–	2,44	4,88	–	–	50,00
4930	4,95	0,47	2,83	4,72	23,58	47,62	52,38
5111	58,12	–	4,47	58,12	–	–	61,54
5211	9,52	–	4,76	9,52	–	–	50,00
5212	23,74	–	3,96	23,74	–	–	33,33
5222	16,53	–	8,26	16,53	–	–	100,00
5223	–	–	–	–	–	–	–
5229	17,92	–	–	17,92	–	–	66,67
5240	11,06	–	8,30	11,06	–	–	–
5250	8,82	–	5,88	8,82	–	–	66,67
5310	122,03	9,44	107,56	115,74	–	–	32,47
5320	17,35	2,48	7,44	17,35	–	–	57,14
5510	4,85	–	3,14	4,85	–	–	82,35
5590	–	–	–	–	–	–	–
5611	2,88	–	1,01	2,88	–	–	64,86
5620	2,89	0,72	2,17	2,89	–	–	25,00
5822	5,95	–	–	5,95	–	–	66,67
5829	–	–	–	–	–	–	–
5911	–	–	–	–	–	–	–
5914	–	–	–	–	–	–	–
6010	1,16	–	–	1,16	–	–	100,00
6021	5,24	–	–	5,24	–	–	–
6110	20,33	–	17,62	17,62	–	–	60,00
6120	17,08	–	7,32	17,08	–	–	71,43
6190	–	–	–	–	–	–	–
6201	24,74	–	–	24,74	–	–	25,00
6202	6,56	–	–	6,56	–	–	100,00
6203	–	–	–	–	–	–	–
6209	–	–	–	–	–	–	–
6311	3,61	–	–	3,61	–	–	–
6319	–	–	–	–	–	–	–
6421	13,76	3,44	10,32	12,04	–	–	25,00
6422	16,86	9,99	5,62	16,86	–	–	25,93
6423	4,43	2,66	–	4,43	88,63	200,00	20,00
6424	5,52	–	–	5,52	–	–	100,00
6550	5,73	0,82	2,46	4,91	–	–	71,43
6619	–	–	–	–	–	–	–
6622	4,30	–	4,30	4,30	–	–	–
6810	6,12	–	4,08	6,12	203,84	333,33	66,67
6821	5,46	2,73	2,73	5,46	–	–	50,00
6822	4,17	–	4,17	4,17	–	–	50,00
6911	–	–	–	–	–	–	–
6912	–	–	–	–	–	–	–
6920	1,38	–	0,46	1,38	–	–	100,00
7020	2,53	–	–	2,53	–	–	–
7112	14,68	1,33	6,67	14,68	–	–	18,18
7210	4,46	–	2,23	4,46	–	–	50,00
7311	–	–	–	–	–	–	–
7319	3,75	–	1,88	3,75	–	–	100,00

Capítulo 71 - Paraíba

71.2 - Indicadores de acidentes do trabalho, segundo a Classificação Nacional de Atividades Econômicas (CNAE), dos estabelecimentos localizados no estado da Paraíba - 2015

(conclusão)

CNAE	INDICADORES DE ACIDENTES DO TRABALHO						
	Incidência (por 1.000 vínculos)	Incidência de Doenças Ocupacionais (por 1.000 vínculos)	Incidência de Acidentes Típicos (por 1.000 vínculos)	Incidência de Incapacidade Temporária (por 1.000 vínculos)	Taxa de Mortalidade (por 100.000 vínculos)	Taxa de Letalidade (por 1.000 acidentes)	Acidentalidade para a faixa 16 a 34 anos (por 100 acidentes)
7420	–	–	–	–	–	–	–
7490	32,30	–	4,61	32,30	461,36	142,86	85,71
7711	5,50	–	5,50	5,50	–	–	100,00
7723	–	–	–	–	–	–	–
7729	–	–	–	–	–	–	–
7732	3,15	–	1,58	4,73	–	–	50,00
7733	28,30	–	–	18,87	–	–	33,33
7739	3,33	–	3,33	3,33	–	–	100,00
7810	3,58	–	–	3,58	–	–	100,00
7820	50,33	–	17,97	50,33	–	–	85,71
7830	0,94	–	0,94	0,94	–	–	–
7911	–	–	–	–	–	–	–
8011	5,82	0,35	1,41	5,64	35,25	60,61	63,64
8012	11,09	0,55	4,99	11,09	–	–	75,00
8020	8,56	–	1,43	8,56	–	–	66,67
8111	12,96	–	–	12,96	–	–	100,00
8112	2,35	0,11	1,34	2,35	11,17	47,62	52,38
8121	0,95	–	0,19	0,95	–	–	40,00
8211	2,17	–	0,72	2,17	–	–	100,00
8219	–	–	–	–	–	–	–
8220	6,54	1,45	1,37	6,54	–	–	83,95
8230	4,73	–	2,37	4,73	–	–	50,00
8291	–	–	–	–	–	–	–
8299	0,66	–	0,66	0,66	–	–	–
8411	0,13	0,01	0,09	0,12	–	–	37,50
8412	–	–	–	–	–	–	–
8413	–	–	–	–	–	–	–
8423	–	–	–	–	–	–	–
8430	2,31	2,31	–	2,31	–	–	–
8511	41,14	–	1,65	41,14	–	–	36,00
8512	2,06	–	0,77	2,06	–	–	50,00
8513	1,12	–	0,48	1,12	–	–	57,14
8520	1,21	–	1,21	1,21	–	–	66,67
8531	1,04	–	0,63	1,04	–	–	60,00
8532	1,27	–	0,85	0,85	–	–	–
8541	–	–	–	–	–	–	–
8593	1,25	1,25	–	1,25	–	–	–
8599	5,53	–	3,49	4,95	–	–	47,37
8610	9,57	0,22	6,71	9,35	10,99	11,49	37,93
8630	–	–	–	–	–	–	–
8640	2,09	0,35	1,39	2,09	–	–	66,67
8650	–	–	–	–	–	–	–
8660	6,69	–	6,69	3,52	–	–	26,32
8690	–	–	–	–	–	–	–
8711	–	–	–	–	–	–	–
8712	–	–	–	–	–	–	–
8720	6,01	–	6,01	–	–	–	–
8730	5,13	–	5,13	5,13	–	–	100,00
8800	–	–	–	–	–	–	–
9001	–	–	–	–	–	–	–
9312	5,98	2,99	2,99	5,98	–	–	100,00
9313	–	–	–	–	–	–	–
9319	–	–	–	–	–	–	–
9321	16,85	–	16,85	16,85	–	–	50,00
9329	–	–	–	–	–	–	–
9411	–	–	–	–	–	–	–
9412	6,19	–	6,19	6,19	–	–	33,33
9420	–	–	–	–	–	–	–
9430	2,30	–	–	2,30	–	–	33,33
9491	2,98	–	1,19	2,98	–	–	20,00
9492	–	–	–	–	–	–	–
9499	34,58	1,19	25,04	17,89	–	–	62,07
9511	8,34	2,78	2,78	8,34	–	–	33,33
9521	9,06	–	–	9,06	–	–	33,33
9529	–	–	–	–	–	–	–
9601	5,85	–	–	5,85	–	–	50,00
9602	1,48	–	1,48	1,48	–	–	50,00
9603	3,68	–	1,23	3,68	–	–	66,67
9609	–	–	–	–	–	–	–
9700	–	–	–	–	–	–	–
Outros(1)	15,51	0,58	4,93	15,37	28,99	18,69	55,14

Fonte: DATAPREV, CAT, SUB, CNIS.

Notas: 1. Os dados são preliminares, estando sujeitos a correções.
2. As atividades econômicas que apresentam valores zerados para os indicadores são aquelas onde não ocorreram acidentes no período.

(1) Englobam as atividades que possuíam número médio de vínculos no ano menor que 100.

Capítulo 72 - Pernambuco

72.1 - Indicadores de acidentes do trabalho, segundo a Classificação Nacional de Atividades Econômicas (CNAE), dos estabelecimentos localizados no estado de Pernambuco - 2014

(continua)

CNAE	INDICADORES DE ACIDENTES DO TRABALHO						
	Incidência (por 1.000 vínculos)	Incidência de Doenças Ocupacionais (por 1.000 vínculos)	Incidência de Acidentes Típicos (por 1.000 vínculos)	Incidência de Incapacidade Temporária (por 1.000 vínculos)	Taxa de Mortalidade (por 100.000 vínculos)	Taxa de Letalidade (por 1.000 acidentes)	Acidentalidade para a faixa 16 a 34 anos (por 100 acidentes)
TOTAL	**14,23**	**0,60**	**6,65**	**12,58**	**4,90**	**3,44**	**47,40**
0111	83,97	–	14,00	83,97	199,93	23,81	33,33
0113	19,10	–	14,52	19,10	26,90	14,08	45,77
0116	–	–	–	–	–	–	–
0119	–	–	–	–	–	–	–
0121	87,19	–	–	87,19	–	–	40,91
0122	13,22	–	6,61	13,22	–	–	50,00
0132	14,48	–	8,33	14,38	–	–	56,12
0133	8,58	–	7,08	8,58	–	–	57,50
0151	1,17	–	1,17	1,17	–	–	–
0152	–	–	–	–	–	–	–
0153	–	–	–	–	–	–	–
0155	7,23	–	4,06	7,23	–	–	46,88
0161	2,30	–	1,15	2,30	–	–	50,00
0162	31,51	–	27,57	31,51	–	–	25,00
0210	626,93	–	600,44	626,93	–	–	30,99
0321	10,84	–	5,42	10,84	–	–	–
0322	–	–	–	–	–	–	–
0810	13,86	0,48	10,51	13,86	95,57	68,97	62,07
0899	8,95	–	8,95	8,95	–	–	66,67
1011	–	–	–	–	–	–	–
1012	15,23	–	9,06	15,23	41,16	27,03	40,54
1013	12,00	–	10,23	4,00	–	–	66,67
1020	12,10	–	12,10	12,10	–	–	80,00
1031	5,58	–	3,72	5,58	–	–	44,44
1033	–	–	–	–	–	–	–
1041	12,58	–	12,58	12,58	–	–	75,00
1043	39,22	–	39,22	–	–	–	75,00
1051	27,50	–	21,39	27,50	–	–	55,56
1052	11,99	–	9,47	10,10	–	–	78,95
1053	13,61	0,44	10,10	7,47	–	–	51,61
1061	22,65	–	17,43	22,65	–	–	61,54
1062	41,57	–	39,38	41,57	–	–	52,63
1064	3,76	–	2,51	3,76	–	–	66,67
1065	19,78	–	9,89	9,89	–	–	87,50
1066	16,42	0,63	12,00	12,63	63,14	38,46	57,69
1069	–	–	–	–	–	–	–
1071	33,66	–	31,41	33,28	13,87	4,12	49,23
1072	22,57	–	20,59	22,57	–	–	53,75
1081	3,90	–	1,95	3,90	–	–	50,00
1091	3,81	–	2,18	3,81	–	–	57,14
1092	19,47	1,92	12,50	17,07	–	–	59,26
1093	19,19	0,60	14,39	11,39	–	–	68,75
1094	6,84	–	4,88	6,35	–	–	71,43
1095	4,27	–	4,27	4,27	–	–	100,00
1096	5,53	–	–	5,53	–	–	–
1099	14,22	1,07	9,60	13,16	–	–	65,00
1111	13,81	1,76	8,23	12,93	29,38	21,28	38,30
1112	14,96	2,99	8,98	14,96	–	–	80,00
1113	24,74	2,38	17,60	16,65	–	–	59,62
1121	7,19	–	4,31	7,19	–	–	20,00
1122	59,06	8,70	40,41	49,74	–	–	49,47
1311	36,99	–	33,63	36,99	–	–	59,09
1313	10,50	–	10,50	10,50	–	–	69,23
1321	12,46	1,56	7,79	12,46	–	–	62,50
1323	9,89	3,30	3,30	9,89	–	–	33,33
1330	2,34	–	2,34	2,34	–	–	100,00
1340	4,27	–	3,66	3,05	–	–	42,86
1351	3,13	–	2,08	3,13	–	–	33,33
1359	1,52	–	–	1,52	–	–	–
1411	0,88	–	0,44	0,44	–	–	100,00
1412	0,95	0,10	0,60	0,95	–	–	42,11
1413	1,96	1,96	–	1,96	–	–	–

Capítulo 72 - Pernambuco

72.1 - Indicadores de acidentes do trabalho, segundo a Classificação Nacional de Atividades Econômicas (CNAE), dos estabelecimentos localizados no estado de Pernambuco - 2014

(continuação)

CNAE	INDICADORES DE ACIDENTES DO TRABALHO						
	Incidência (por 1.000 vínculos)	Incidência de Doenças Ocupacionais (por 1.000 vínculos)	Incidência de Acidentes Típicos (por 1.000 vínculos)	Incidência de Incapacidade Temporária (por 1.000 vínculos)	Taxa de Mortalidade (por 100.000 vínculos)	Taxa de Letalidade (por 1.000 acidentes)	Acidentalidade para a faixa 16 a 34 anos (por 100 acidentes)
1414	1,60	–	–	1,60	159,79	1.000,00	100,00
1422	–	–	–	–	–	–	–
1510	5,46	–	5,46	5,46	–	–	66,67
1521	16,55	–	5,52	16,55	–	–	–
1531	–	–	–	–	–	–	–
1533	–	–	–	–	–	–	–
1539	14,52	–	10,25	7,69	–	–	76,47
1622	5,23	–	5,23	5,23	–	–	100,00
1623	9,05	–	9,05	9,05	–	–	100,00
1629	7,61	–	7,61	7,61	–	–	100,00
1721	41,37	–	38,16	39,95	–	–	47,41
1731	16,97	–	12,12	7,27	–	–	42,86
1733	13,38	–	7,65	13,38	–	–	85,71
1741	12,43	–	7,77	12,43	–	–	87,50
1742	4,54	–	–	4,54	226,89	500,00	100,00
1811	10,57	2,35	3,52	10,57	–	–	44,44
1812	8,27	–	1,65	8,27	–	–	40,00
1813	0,70	0,70	–	0,70	–	–	–
1821	–	–	–	–	–	–	–
1830	–	–	–	–	–	–	–
1921	26,19	1,01	20,14	10,07	–	–	53,85
1931	89,24	–	77,55	88,97	53,12	5,95	37,80
2011	16,84	–	–	16,84	–	–	100,00
2013	5,81	–	5,81	–	–	–	100,00
2014	22,47	–	19,26	19,26	–	–	57,14
2021	82,10	–	75,53	19,70	–	–	68,00
2031	31,94	–	27,38	18,25	–	–	28,57
2033	186,31	–	138,01	117,31	–	–	40,74
2040	71,81	5,13	63,26	23,94	–	–	57,14
2052	–	–	–	–	–	–	–
2061	18,74	0,52	14,58	12,50	104,13	55,56	61,11
2062	17,21	–	16,46	13,09	–	–	50,00
2063	4,87	0,97	2,92	4,87	–	–	40,00
2071	12,25	–	9,19	10,21	–	–	66,67
2092	–	–	–	–	–	–	–
2099	17,01	–	17,01	13,61	–	–	70,00
2110	6,19	–	6,19	6,19	–	–	–
2121	16,29	6,71	4,79	16,29	–	–	23,53
2212	–	–	–	–	–	–	–
2219	417,91	–	19,90	417,91	–	–	45,24
2221	14,67	1,33	12,00	13,33	–	–	45,45
2222	11,60	0,26	8,51	11,60	–	–	46,67
2223	35,64	–	35,64	28,21	–	–	70,83
2229	17,52	0,21	14,53	15,38	–	–	63,41
2311	50,01	–	32,82	43,76	–	–	56,25
2312	18,53	1,09	15,26	18,53	–	–	29,41
2319	9,80	–	8,17	9,80	–	–	66,67
2320	31,40	0,92	29,55	25,86	–	–	58,82
2330	12,83	1,76	9,84	9,31	–	–	57,53
2341	–	–	–	–	–	–	–
2342	6,55	–	5,40	6,55	–	–	45,00
2349	7,62	1,14	4,19	7,24	–	–	50,00
2391	4,57	–	4,57	4,57	–	–	50,00
2392	7,19	–	3,08	6,68	–	–	57,14
2399	2,95	–	1,47	2,95	–	–	100,00
2422	19,28	–	19,28	19,28	–	–	33,33
2423	34,48	11,08	18,47	18,47	–	–	64,29
2431	15,54	–	15,54	15,54	–	–	50,00
2439	9,14	–	–	9,14	–	–	100,00
2441	25,59	0,67	21,55	19,53	–	–	52,63
2449	56,57	3,14	50,29	59,72	–	–	77,78
2451	34,30	–	30,49	28,58	–	–	33,33
2511	50,94	1,27	44,89	24,19	–	–	70,00

Capítulo 72 - Pernambuco

72.1 - Indicadores de acidentes do trabalho, segundo a Classificação Nacional de Atividades Econômicas (CNAE), dos estabelecimentos localizados no estado de Pernambuco - 2014

(continuação)

CNAE	INDICADORES DE ACIDENTES DO TRABALHO						
	Incidência (por 1.000 vínculos)	Incidência de Doenças Ocupacionais (por 1.000 vínculos)	Incidência de Acidentes Típicos (por 1.000 vínculos)	Incidência de Incapacidade Temporária (por 1.000 vínculos)	Taxa de Mortalidade (por 100.000 vínculos)	Taxa de Letalidade (por 1.000 acidentes)	Acidentalidade para a faixa 16 a 34 anos (por 100 acidentes)
2512	10,53	0,58	5,26	10,53	–	–	72,22
2513	25,90	–	25,90	10,36	–	–	80,00
2521	24,87	–	16,58	24,87	–	–	66,67
2532	5,07	–	5,07	5,07	–	–	100,00
2539	50,63	–	50,63	36,17	–	–	57,14
2542	5,98	–	5,98	5,98	–	–	33,33
2591	23,68	6,77	14,66	22,55	–	–	52,38
2592	16,35	–	8,17	16,35	–	–	100,00
2593	18,99	–	18,99	18,99	–	–	66,67
2599	35,88	–	26,38	17,94	–	–	70,59
2621	8,51	–	–	8,51	–	–	–
2651	16,61	–	12,46	12,46	–	–	75,00
2710	26,49	–	22,26	26,49	–	–	64,00
2721	37,00	–	29,60	37,00	–	–	46,67
2722	23,52	7,84	11,40	23,52	71,27	30,30	60,61
2731	49,04	–	49,04	30,18	–	–	76,92
2733	44,28	–	44,28	44,28	–	–	70,00
2740	6,13	–	6,13	6,13	–	–	–
2751	29,13	–	14,56	29,13	–	–	75,00
2759	21,40	10,70	7,13	21,40	–	–	50,00
2790	8,27	4,60	0,92	9,19	–	–	77,78
2813	9,17	–	–	9,17	–	–	100,00
2822	21,14	–	15,86	15,86	–	–	87,50
2823	54,63	1,88	45,21	53,69	–	–	51,72
2829	19,68	5,18	13,47	19,68	–	–	52,63
2833	6,67	–	–	6,67	–	–	100,00
2840	–	–	–	–	–	–	–
2861	9,72	–	9,72	9,72	–	–	50,00
2869	19,23	–	15,84	10,18	–	–	47,06
2910	13,16	1,65	8,78	11,52	–	–	70,83
2930	6,39	2,13	4,26	6,39	–	–	66,67
2941	36,70	4,59	27,52	32,11	–	–	87,50
2942	19,69	2,32	12,74	10,43	–	–	70,59
2949	9,39	–	9,39	9,39	–	–	25,00
2950	–	–	–	–	–	–	–
3011	26,05	2,60	22,71	7,79	–	–	65,12
3012	21,74	–	21,74	21,74	–	–	80,00
3092	8,60	–	–	8,60	–	–	100,00
3101	2,93	–	1,76	2,64	–	–	40,00
3102	8,35	–	7,42	8,35	–	–	66,67
3103	4,88	–	–	4,88	–	–	100,00
3104	17,91	2,69	10,75	17,91	–	–	45,00
3230	69,82	–	–	69,82	–	–	25,00
3250	4,25	–	4,25	4,25	–	–	–
3291	39,64	–	16,99	39,64	–	–	71,43
3292	–	–	–	–	–	–	–
3299	9,07	2,79	4,89	9,07	–	–	46,15
3311	11,74	2,35	9,39	11,74	–	–	40,00
3312	4,26	–	2,13	4,26	–	–	50,00
3313	7,64	5,09	–	7,64	–	–	100,00
3314	20,69	1,25	16,92	18,18	–	–	60,61
3319	–	–	–	–	–	–	–
3321	30,78	–	26,16	27,70	153,89	50,00	50,00
3329	5,21	–	2,60	5,21	–	–	100,00
3512	8,85	–	8,85	8,85	–	–	100,00
3514	37,31	0,93	24,25	36,37	–	–	20,00
3520	12,26	–	6,13	6,13	–	–	100,00
3600	13,37	0,84	8,64	2,79	27,86	20,83	16,67
3701	18,40	–	16,10	10,35	–	–	56,25
3702	6,65	–	6,65	6,65	–	–	100,00
3811	28,55	0,12	23,31	28,32	34,96	12,24	44,08
3812	17,27	–	8,64	17,27	–	–	60,00
3821	12,78	–	9,58	6,39	–	–	–

Capítulo 72 - Pernambuco

72.1 - Indicadores de acidentes do trabalho, segundo a Classificação Nacional de Atividades Econômicas (CNAE), dos estabelecimentos localizados no estado de Pernambuco - 2014

(continuação)

CNAE	INDICADORES DE ACIDENTES DO TRABALHO						
	Incidência (por 1.000 vínculos)	Incidência de Doenças Ocupacionais (por 1.000 vínculos)	Incidência de Acidentes Típicos (por 1.000 vínculos)	Incidência de Incapacidade Temporária (por 1.000 vínculos)	Taxa de Mortalidade (por 100.000 vínculos)	Taxa de Letalidade (por 1.000 acidentes)	Acidentalidade para a faixa 16 a 34 anos (por 100 acidentes)
3822	110,09	–	96,33	107,80	–	–	43,75
3831	–	–	–	–	–	–	–
3832	7,51	–	7,51	7,51	–	–	100,00
3839	–	–	–	–	–	–	–
4110	15,50	0,39	10,86	15,20	9,87	6,37	45,86
4120	11,32	0,12	8,55	11,06	9,95	8,79	50,26
4211	14,54	–	12,84	11,71	18,88	12,99	48,05
4212	7,10	0,38	5,68	2,46	–	–	57,33
4213	6,29	–	3,14	5,89	–	–	25,00
4221	83,43	0,93	23,73	82,32	74,16	8,89	41,56
4222	19,40	–	17,68	18,25	171,14	88,24	47,06
4292	8,64	0,38	6,34	5,95	–	–	62,22
4299	10,22	0,52	9,08	4,77	–	–	54,31
4311	11,19	11,19	–	11,19	–	–	50,00
4312	47,59	–	31,73	47,59	793,13	166,67	50,00
4313	5,02	–	4,56	3,65	–	–	45,45
4321	10,53	–	7,73	10,18	–	–	50,00
4322	4,05	–	2,70	4,05	–	–	66,67
4329	12,80	–	10,47	10,47	–	–	59,09
4330	3,82	0,59	1,76	3,82	–	–	61,54
4391	5,90	–	5,90	3,93	–	–	33,33
4399	9,57	0,61	6,11	8,76	–	–	44,68
4511	7,16	–	4,05	6,85	–	–	57,97
4512	30,99	–	5,17	30,99	–	–	50,00
4520	4,95	0,23	2,93	4,95	–	–	50,00
4530	4,73	0,40	2,32	4,65	24,05	50,85	64,41
4541	5,69	0,22	1,75	5,25	–	–	57,69
4613	25,32	–	18,99	18,99	–	–	75,00
4614	8,73	–	8,73	8,73	–	–	–
4616	–	–	–	–	–	–	–
4617	6,25	–	2,08	6,25	–	–	100,00
4618	–	–	–	–	–	–	–
4619	–	–	–	–	–	–	–
4623	–	–	–	–	–	–	–
4631	4,18	2,09	–	4,18	–	–	25,00
4632	3,85	–	3,08	3,85	–	–	80,00
4633	5,07	–	1,52	5,07	–	–	60,00
4634	4,85	–	3,03	5,15	–	–	62,50
4635	57,81	20,48	25,44	56,61	–	–	66,15
4636	4,58	–	4,58	4,58	–	–	100,00
4637	6,33	–	4,35	5,93	–	–	43,75
4639	12,65	0,28	8,67	11,66	–	–	71,91
4641	2,24	–	0,89	2,24	–	–	60,00
4642	2,22	–	0,74	2,22	–	–	100,00
4643	9,08	–	3,63	9,08	–	–	60,00
4644	4,60	0,31	2,14	4,29	–	–	53,33
4645	1,65	–	0,55	1,65	–	–	66,67
4646	4,43	–	1,26	4,43	–	–	28,57
4647	0,76	–	0,76	0,76	–	–	100,00
4649	3,68	0,53	1,84	3,42	–	–	78,57
4651	5,05	–	2,89	5,05	–	–	85,71
4652	–	–	–	–	–	–	–
4661	8,59	–	5,73	8,59	–	–	66,67
4662	16,39	–	12,29	9,02	–	–	50,00
4663	38,66	14,15	19,80	11,32	–	–	65,85
4664	–	–	–	–	–	–	–
4665	8,55	–	4,28	8,55	–	–	75,00
4669	40,23	2,12	31,76	13,76	–	–	50,00
4671	9,35	1,56	4,68	9,35	–	–	50,00
4672	4,99	0,71	4,28	4,99	–	–	57,14
4673	2,07	–	2,07	2,07	–	–	100,00
4674	6,17	–	6,17	6,17	–	–	–
4679	11,97	0,36	9,43	4,71	18,13	15,15	57,58

Capítulo 72 - Pernambuco

72.1 - Indicadores de acidentes do trabalho, segundo a Classificação Nacional de Atividades Econômicas (CNAE), dos estabelecimentos localizados no estado de Pernambuco - 2014

(continuação)

CNAE	INDICADORES DE ACIDENTES DO TRABALHO						
	Incidência (por 1.000 vínculos)	Incidência de Doenças Ocupacionais (por 1.000 vínculos)	Incidência de Acidentes Típicos (por 1.000 vínculos)	Incidência de Incapacidade Temporária (por 1.000 vínculos)	Taxa de Mortalidade (por 100.000 vínculos)	Taxa de Letalidade (por 1.000 acidentes)	Acidentalidade para a faixa 16 a 34 anos (por 100 acidentes)
4681	1,61	–	1,61	1,61	80,27	500,00	–
4682	39,79	4,42	28,74	28,74	–	–	61,11
4683	4,88	–	4,88	4,88	–	–	–
4684	9,74	1,95	3,90	9,74	–	–	40,00
4685	11,51	–	11,51	11,51	–	–	50,00
4686	2,11	–	2,11	2,11	–	–	–
4687	3,07	–	2,05	3,07	–	–	66,67
4689	5,01	–	1,67	5,01	–	–	33,33
4691	8,45	–	5,25	8,45	–	–	67,57
4692	–	–	–	–	–	–	–
4693	9,55	–	7,43	9,55	–	–	44,44
4711	11,22	0,92	7,92	11,00	–	–	60,16
4712	1,36	0,12	0,62	1,36	–	–	68,18
4713	5,82	0,40	3,81	5,62	–	–	68,97
4721	1,50	–	0,67	1,33	16,68	111,11	55,56
4722	6,24	0,57	3,97	6,24	–	–	81,82
4723	1,69	0,56	0,56	1,69	–	–	100,00
4724	0,49	–	0,49	0,49	–	–	100,00
4729	4,14	–	2,23	3,82	–	–	76,92
4731	3,04	0,08	1,01	2,87	8,43	27,78	69,44
4732	–	–	–	–	–	–	–
4741	3,42	–	1,71	3,42	–	–	100,00
4742	6,85	–	4,11	6,85	–	–	100,00
4743	2,73	–	1,82	2,73	–	–	100,00
4744	6,04	0,41	4,44	4,56	4,11	6,80	59,86
4751	4,06	–	2,90	3,48	–	–	85,71
4752	4,00	0,44	1,33	4,44	–	–	55,56
4753	3,88	0,26	1,94	3,88	–	–	63,33
4754	2,10	0,20	0,50	1,90	–	–	66,67
4755	1,36	–	0,68	1,53	17,01	125,00	50,00
4756	–	–	–	–	–	–	–
4757	1,21	–	1,21	1,21	–	–	–
4759	2,45	–	1,23	2,45	–	–	75,00
4761	2,49	0,28	0,55	2,49	–	–	66,67
4762	–	–	–	–	–	–	–
4763	3,26	0,65	0,98	3,26	–	–	70,00
4771	2,09	0,35	0,49	1,95	–	–	63,33
4772	3,24	0,27	1,62	3,24	–	–	50,00
4773	–	–	–	–	–	–	–
4774	0,30	–	0,30	0,30	–	–	100,00
4781	1,83	0,13	0,80	1,74	–	–	65,85
4782	4,78	0,73	2,70	4,47	–	–	73,91
4783	–	–	–	–	–	–	–
4784	4,61	–	1,92	4,61	–	–	75,00
4789	3,08	0,18	1,06	2,64	8,80	28,57	74,29
4911	16,63	–	16,63	16,63	–	–	50,00
4912	48,40	1,14	34,74	49,54	–	–	17,65
4921	3,42	0,11	1,63	3,42	11,21	32,79	31,15
4922	3,81	0,22	1,57	3,81	–	–	52,94
4923	6,84	0,98	0,98	6,84	–	–	42,86
4924	10,42	–	10,42	10,42	–	–	–
4929	7,29	0,86	4,29	6,00	–	–	41,18
4930	8,75	0,57	5,16	8,14	21,88	25,00	54,50
4940	60,03	–	60,03	20,01	–	–	44,44
5030	11,49	–	4,59	11,49	–	–	20,00
5111	35,04	–	8,52	35,04	–	–	48,65
5112	–	–	–	–	–	–	–
5211	15,13	–	9,51	13,83	43,23	28,57	71,43
5212	17,89	0,41	6,51	16,27	–	–	47,73
5221	24,45	–	10,48	20,95	–	–	42,86
5222	10,25	–	10,25	10,25	512,38	500,00	–
5223	4,81	–	1,37	4,81	–	–	85,71
5229	7,62	–	3,81	7,62	–	–	75,00

Capítulo 72 - Pernambuco

72.1 - Indicadores de acidentes do trabalho, segundo a Classificação Nacional de Atividades Econômicas (CNAE), dos estabelecimentos localizados no estado de Pernambuco - 2014

(continuação)

CNAE	INDICADORES DE ACIDENTES DO TRABALHO						
	Incidência (por 1.000 vínculos)	Incidência de Doenças Ocupacionais (por 1.000 vínculos)	Incidência de Acidentes Típicos (por 1.000 vínculos)	Incidência de Incapacidade Temporária (por 1.000 vínculos)	Taxa de Mortalidade (por 100.000 vínculos)	Taxa de Letalidade (por 1.000 acidentes)	Acidentalidade para a faixa 16 a 34 anos (por 100 acidentes)
5231	11,30	–	8,48	9,89	–	–	25,00
5240	21,10	–	13,10	19,65	–	–	34,48
5250	22,13	0,60	15,55	20,93	–	–	59,46
5310	56,55	9,67	32,99	44,65	–	–	33,33
5320	11,01	0,48	5,27	11,01	–	–	78,26
5510	7,20	0,20	5,08	6,47	–	–	50,46
5590	1,00	–	1,00	1,00	–	–	100,00
5611	4,07	0,20	2,69	4,07	2,47	6,06	66,06
5620	9,05	0,35	6,53	8,01	–	–	48,08
5811	7,95	–	3,97	7,95	–	–	–
5821	2,05	–	–	2,05	–	–	–
5822	6,38	–	5,32	6,38	–	–	16,67
5829	2,46	–	–	2,46	–	–	–
5911	–	–	–	–	–	–	–
5914	4,03	–	2,02	4,03	–	–	100,00
6010	3,54	–	0,71	3,54	–	–	60,00
6021	20,76	–	9,23	19,61	–	–	33,33
6110	5,59	0,56	3,91	3,91	–	–	60,00
6120	6,58	1,23	2,05	5,34	–	–	81,25
6141	12,55	–	9,41	12,55	–	–	75,00
6190	12,70	0,64	8,89	12,70	–	–	50,00
6201	133,03	2,71	–	133,03	–	–	16,33
6202	–	–	–	–	–	–	–
6203	4,33	0,72	0,72	4,33	–	–	50,00
6204	5,36	–	3,41	2,44	–	–	54,55
6209	5,73	0,48	0,96	5,73	–	–	58,33
6311	5,53	–	–	5,53	–	–	80,00
6319	–	–	–	–	–	–	–
6399	4,51	–	4,51	4,51	–	–	100,00
6421	42,63	8,72	32,94	12,11	–	–	31,82
6422	41,20	30,49	9,07	43,28	14,87	3,61	47,65
6423	3,29	0,99	0,99	3,29	–	–	30,00
6424	3,44	–	–	3,44	–	–	–
6436	11,70	5,85	5,85	11,70	–	–	50,00
6437	–	–	–	–	–	–	–
6462	2,29	–	–	2,29	–	–	–
6463	18,74	–	18,74	18,74	–	–	50,00
6491	8,88	–	–	8,88	–	–	–
6493	7,41	–	–	7,41	–	–	100,00
6499	–	–	–	–	–	–	–
6511	–	–	–	–	–	–	–
6512	3,82	–	3,82	3,82	–	–	100,00
6541	6,67	–	3,34	6,67	–	–	50,00
6550	8,59	–	3,44	8,17	–	–	65,00
6612	18,26	–	9,13	18,26	–	–	50,00
6613	42,88	–	10,72	37,52	–	–	75,00
6619	0,85	–	0,85	0,85	–	–	100,00
6621	4,90	–	–	4,90	–	–	100,00
6622	2,27	–	–	2,27	–	–	100,00
6629	–	–	–	–	–	–	–
6810	8,81	–	7,66	8,43	–	–	43,48
6821	–	–	–	–	–	–	–
6822	11,05	–	6,80	11,05	–	–	53,85
6911	4,18	0,32	1,29	4,18	–	–	76,92
6912	–	–	–	–	–	–	–
6920	3,49	0,14	1,12	3,77	–	–	60,00
7020	3,97	0,19	2,27	3,97	–	–	57,14
7111	2,87	–	–	2,87	–	–	–
7112	10,40	–	6,74	8,77	–	–	66,67
7119	13,93	–	10,45	12,19	–	–	62,50
7120	5,53	–	1,11	5,53	–	–	60,00
7210	14,97	–	4,99	13,31	–	–	22,22
7311	2,59	–	–	2,59	–	–	33,33
7312	4,92	–	–	4,92	–	–	100,00

Capítulo 72 - Pernambuco

72.1 - Indicadores de acidentes do trabalho, segundo a Classificação Nacional de Atividades Econômicas (CNAE), dos estabelecimentos localizados no estado de Pernambuco - 2014

(conclusão)

CNAE	INDICADORES DE ACIDENTES DO TRABALHO						
	Incidência (por 1.000 vínculos)	Incidência de Doenças Ocupacionais (por 1.000 vínculos)	Incidência de Acidentes Típicos (por 1.000 vínculos)	Incidência de Incapacidade Temporária (por 1.000 vínculos)	Taxa de Mortalidade (por 100.000 vínculos)	Taxa de Letalidade (por 1.000 acidentes)	Acidentalidade para a faixa 16 a 34 anos (por 100 acidentes)
7319	10,03	–	7,52	10,03	–	–	50,00
7320	1,33	–	1,33	1,33	–	–	100,00
7410	–	–	–	–	–	–	–
7420	5,56	–	–	5,56	–	–	100,00
7490	6,25	0,06	0,81	6,19	–	–	36,00
7711	6,34	0,24	2,68	5,61	–	–	38,46
7719	–	–	–	–	–	–	–
7722	–	–	–	–	–	–	–
7723	3,70	–	–	3,70	–	–	100,00
7729	6,13	–	3,07	6,13	–	–	–
7731	36,09	–	27,07	36,09	–	–	75,00
7732	12,09	0,27	7,97	11,26	–	–	61,36
7733	3,06	–	2,04	3,06	–	–	33,33
7739	14,63	0,56	9,01	12,95	56,29	38,46	73,08
7740	–	–	–	–	–	–	–
7810	3,44	0,17	1,20	3,44	–	–	30,00
7820	4,15	0,13	2,17	4,02	6,38	15,38	67,69
7830	6,30	0,36	2,88	5,94	17,99	28,57	57,14
7911	5,16	–	2,15	4,73	–	–	41,67
7990	–	–	–	–	–	–	–
8011	6,16	–	0,87	5,94	10,90	17,70	38,94
8012	8,34	1,36	2,13	8,34	19,39	23,26	72,09
8111	5,71	–	2,04	5,30	–	–	57,14
8112	4,17	0,35	2,43	4,02	–	–	31,48
8121	5,42	0,11	2,87	4,73	10,62	19,61	51,96
8122	59,98	1,62	4,86	45,39	–	–	59,46
8129	10,32	–	8,60	9,46	–	–	66,67
8130	8,31	1,66	3,33	8,31	–	–	60,00
8211	3,90	0,74	2,23	3,90	–	–	66,67
8219	3,20	–	1,92	3,20	–	–	60,00
8220	5,46	0,41	2,09	5,32	–	–	82,80
8230	0,97	–	0,97	0,97	–	–	100,00
8291	8,55	0,50	3,52	8,55	–	–	82,35
8292	11,96	–	4,79	11,96	–	–	80,00
8299	4,26	–	1,73	3,86	–	–	62,50
8411	0,37	0,02	0,22	0,37	0,73	19,61	25,49
8412	0,36	–	–	0,36	–	–	100,00
8413	9,92	–	7,44	9,92	–	–	25,00
8423	5,44	0,45	2,27	5,44	–	–	25,00
8430	3,11	–	3,11	–	–	–	–
8511	156,99	1,11	1,11	156,99	–	–	38,73
8512	4,23	0,12	3,88	4,11	–	–	22,22
8513	1,44	0,07	1,10	1,37	–	–	42,86
8520	2,86	–	2,32	2,73	–	–	14,29
8531	4,11	–	0,48	3,86	–	–	11,76
8532	2,98	0,13	1,43	2,85	–	–	43,48
8533	–	–	–	–	–	–	–
8541	3,78	–	2,27	3,78	–	–	–
8550	1,54	–	–	1,54	–	–	–
8591	4,61	–	4,61	4,61	–	–	–
8593	1,74	–	0,58	1,74	–	–	100,00
8599	6,90	0,25	3,82	6,78	–	–	33,93
8610	34,87	0,27	27,45	19,00	2,29	0,66	48,98
8622	5,20	–	5,20	5,20	–	–	–
8630	19,28	0,11	15,72	7,86	–	–	54,19
8640	9,36	0,13	6,73	4,88	–	–	39,44
8650	3,46	0,77	1,54	3,46	–	–	55,56
8660	1,92	–	1,92	–	–	–	33,33
8690	6,75	–	4,22	5,91	–	–	25,00
8711	16,55	–	8,28	12,41	–	–	100,00
8712	7,41	–	4,94	5,56	–	–	50,00
8720	–	–	–	–	–	–	–
8730	3,55	–	3,55	3,55	–	–	–
8800	14,55	–	10,53	14,24	–	–	36,17
9001	3,96	–	1,32	3,96	–	–	66,67
9103	19,61	–	–	9,80	–	–	50,00
9312	8,54	–	5,13	7,97	–	–	60,00
9313	0,90	–	0,45	0,90	–	–	50,00
9319	–	–	–	–	–	–	–
9321	10,72	–	5,36	10,72	–	–	83,33
9329	3,65	–	3,65	3,65	–	–	100,00
9411	7,35	–	3,68	7,35	–	–	50,00
9412	–	–	–	–	–	–	–
9420	2,52	1,01	1,01	2,52	–	–	60,00
9430	6,92	0,16	4,93	3,58	–	–	51,72
9491	2,75	0,42	1,48	2,75	–	–	38,46
9492	–	–	–	–	–	–	–
9493	–	–	–	–	–	–	–
9499	21,51	–	14,34	21,51	–	–	91,67
9511	8,85	0,47	5,12	8,85	–	–	52,63
9512	1,96	–	–	1,96	–	–	100,00
9521	6,76	–	3,38	6,76	–	–	33,33
9529	–	–	–	–	–	–	–
9601	7,23	1,03	4,13	6,72	–	–	42,86
9602	1,13	0,38	0,76	1,13	–	–	50,00
9603	2,86	–	1,43	2,86	–	–	25,00
9609	–	–	–	–	–	–	–
Outros(1)	45,30	0,22	23,31	38,26	21,99	4,85	45,63

Fonte: DATAPREV, CAT, SUB, CNIS.

Notas: 1. Os dados são preliminares, estando sujeitos a correções.
2. As atividades econômicas que apresentam valores zerados para os indicadores são aquelas onde não ocorreram acidentes no período.

(1) Englobam as atividades que possuíam número médio de vínculos no ano menor que 100.

Capítulo 72 - Pernambuco

72.2 - Indicadores de acidentes do trabalho, segundo a Classificação Nacional de Atividades Econômicas (CNAE), dos estabelecimentos localizados no estado de Pernambuco - 2015

(continua)

CNAE	INDICADORES DE ACIDENTES DO TRABALHO						
	Incidência (por 1.000 vínculos)	Incidência de Doenças Ocupacionais (por 1.000 vínculos)	Incidência de Acidentes Típicos (por 1.000 vínculos)	Incidência de Incapacidade Temporária (por 1.000 vínculos)	Taxa de Mortalidade (por 100.000 vínculos)	Taxa de Letalidade (por 1.000 acidentes)	Acidentalidade para a faixa 16 a 34 anos (por 100 acidentes)
TOTAL	**11,64**	**0,44**	**5,98**	**10,10**	**4,08**	**3,51**	**46,70**
0111	63,55	–	8,59	61,83	–	–	35,14
0113	8,73	0,10	6,38	8,73	–	–	49,44
0116	–	–	–	–	–	–	–
0119	–	–	–	–	–	–	–
0121	52,07	–	–	52,07	–	–	31,58
0122	–	–	–	–	–	–	–
0132	7,62	0,08	7,03	7,62	8,37	10,99	54,95
0133	5,81	–	4,58	5,81	17,60	30,30	60,61
0139	1,51	–	0,75	1,51	–	–	50,00
0151	0,53	–	0,53	0,53	–	–	–
0152	–	–	–	–	–	–	–
0153	–	–	–	–	–	–	–
0155	3,62	0,16	1,81	3,46	–	–	63,64
0159	–	–	–	–	–	–	–
0161	0,46	–	0,46	0,69	23,00	500,00	50,00
0162	26,46	–	22,05	26,46	–	–	33,33
0210	264,39	–	226,62	237,41	–	–	34,69
0321	–	–	–	–	–	–	–
0322	–	–	–	–	–	–	–
0810	11,82	0,56	7,88	11,82	–	–	52,38
0899	10,95	–	7,30	10,95	–	–	–
1011	3,52	–	3,52	3,52	–	–	100,00
1012	14,58	–	8,60	14,58	37,40	25,64	69,23
1013	11,66	–	9,79	2,80	–	–	76,00
1020	12,43	–	9,95	12,43	–	–	80,00
1031	5,15	–	5,15	5,15	–	–	100,00
1033	9,85	–	1,23	9,85	–	–	75,00
1041	9,33	–	9,33	9,33	–	–	100,00
1051	12,40	–	12,40	12,40	–	–	75,00
1052	10,28	–	6,65	8,47	60,49	58,82	76,47
1053	8,48	0,45	6,70	3,13	44,64	52,63	63,16
1061	19,30	–	14,04	15,79	–	–	45,45
1062	31,66	–	27,13	29,40	–	–	71,43
1064	3,53	–	1,18	3,53	–	–	66,67
1065	16,43	–	8,22	5,48	–	–	66,67
1066	15,84	–	12,68	12,04	63,38	40,00	56,00
1069	–	–	–	–	–	–	–
1071	30,19	0,08	27,99	30,03	3,92	1,30	46,10
1072	18,98	–	17,40	18,66	–	–	43,33
1081	2,05	–	2,05	2,05	–	–	100,00
1091	2,32	0,45	1,25	2,32	–	–	46,15
1092	18,62	0,45	13,91	17,50	–	–	55,42
1093	8,22	–	4,70	7,63	–	–	71,43
1094	7,94	–	6,45	5,46	–	–	75,00
1095	8,29	–	8,29	8,29	–	–	100,00
1096	–	–	–	–	–	–	–
1099	16,91	1,65	10,31	16,09	–	–	60,98
1111	12,49	0,73	8,45	11,02	–	–	55,88
1112	8,11	–	8,11	8,11	–	–	50,00
1113	20,48	2,79	13,03	13,97	46,55	22,73	47,73
1121	1,83	0,61	0,61	1,83	–	–	33,33
1122	55,14	12,01	35,49	39,86	–	–	46,53
1311	13,85	–	8,66	13,85	–	–	62,50
1313	6,09	–	6,09	6,09	–	–	28,57
1321	10,52	–	8,76	10,52	–	–	16,67
1323	3,99	–	3,99	3,99	–	–	–
1330	15,92	–	12,74	15,92	–	–	60,00
1340	4,77	–	2,98	4,17	–	–	50,00
1351	7,58	–	3,25	7,58	–	–	42,86
1352	11,70	–	11,70	3,90	–	–	66,67
1359	3,14	1,57	1,57	3,14	–	–	–
1411	0,91	0,45	–	0,91	–	–	50,00
1412	1,04	0,05	0,47	1,04	–	–	45,00
1413	–	–	–	–	–	–	–

Capítulo 72 - Pernambuco

72.2 - Indicadores de acidentes do trabalho, segundo a Classificação Nacional de Atividades Econômicas (CNAE), dos estabelecimentos localizados no estado de Pernambuco - 2015

(continuação)

CNAE	INDICADORES DE ACIDENTES DO TRABALHO						
	Incidência (por 1.000 vínculos)	Incidência de Doenças Ocupacionais (por 1.000 vínculos)	Incidência de Acidentes Típicos (por 1.000 vínculos)	Incidência de Incapacidade Temporária (por 1.000 vínculos)	Taxa de Mortalidade (por 100.000 vínculos)	Taxa de Letalidade (por 1.000 acidentes)	Acidentalidade para a faixa 16 a 34 anos (por 100 acidentes)
1414	–	–	–	–	–	–	–
1422	–	–	–	–	–	–	–
1510	–	–	–	–	–	–	–
1521	10,38	–	–	6,92	–	–	–
1531	3,22	–	3,22	3,22	–	–	–
1533	–	–	–	–	–	–	–
1539	8,12	–	6,31	4,51	–	–	55,56
1622	7,75	–	7,75	7,75	–	–	33,33
1623	11,32	–	11,32	11,32	–	–	66,67
1629	–	–	–	–	–	–	–
1721	31,35	–	29,67	25,96	–	–	40,86
1731	14,22	–	7,11	4,74	–	–	66,67
1733	23,16	–	18,95	23,16	–	–	54,55
1741	11,73	–	6,70	11,73	–	–	57,14
1742	4,60	–	4,60	4,60	–	–	50,00
1811	3,10	–	–	3,10	–	–	50,00
1812	7,24	–	1,81	7,24	–	–	50,00
1813	5,13	–	2,93	5,13	–	–	42,86
1821	–	–	–	–	–	–	–
1822	11,55	–	4,62	11,55	–	–	80,00
1921	42,21	1,03	38,09	19,56	–	–	31,71
1931	74,49	–	66,69	74,24	25,16	3,38	45,61
2011	17,75	–	17,75	17,75	–	–	50,00
2013	6,57	–	6,57	6,57	–	–	100,00
2014	23,21	–	23,21	19,34	–	–	16,67
2021	32,51	–	28,90	10,84	–	–	44,44
2031	32,70	–	32,70	18,68	–	–	57,14
2033	123,94	–	116,65	36,45	–	–	47,06
2040	28,96	–	22,28	13,37	–	–	69,23
2052	–	–	–	–	–	–	–
2061	11,47	0,55	8,19	8,19	–	–	42,86
2062	20,61	0,36	14,92	15,64	–	–	43,10
2063	8,66	–	7,70	7,70	–	–	77,78
2071	22,22	1,06	11,64	16,93	–	–	42,86
2092	–	–	–	–	–	–	–
2099	29,40	–	27,67	24,21	–	–	29,41
2110	4,48	4,48	–	4,48	–	–	100,00
2121	15,01	–	9,38	15,01	–	–	31,25
2212	14,59	–	7,29	14,59	–	–	66,67
2219	224,47	–	–	224,47	–	–	54,17
2221	26,22	–	21,30	22,94	–	–	62,50
2222	12,86	0,27	10,13	12,32	–	–	61,70
2223	17,71	1,48	16,23	10,33	–	–	66,67
2229	15,98	–	14,16	12,54	–	–	79,75
2311	37,15	–	24,76	34,40	–	–	40,74
2312	24,17	1,15	13,81	21,87	–	–	57,14
2319	19,48	–	17,32	15,15	–	–	44,44
2320	23,95	0,89	20,40	21,29	–	–	51,85
2330	12,28	0,79	10,30	8,71	–	–	40,32
2341	8,44	–	8,44	8,44	–	–	100,00
2342	6,49	–	4,91	6,32	17,55	27,03	59,46
2349	9,03	0,82	7,39	9,44	–	–	59,09
2391	2,38	–	2,38	2,38	–	–	–
2392	7,81	–	3,91	7,81	–	–	35,71
2399	12,41	–	7,76	9,31	–	–	100,00
2422	13,51	–	13,51	13,51	–	–	50,00
2423	33,66	5,18	18,12	11,65	–	–	57,69
2431	–	–	–	–	–	–	–
2439	21,15	–	21,15	16,92	–	–	20,00
2441	23,35	1,67	19,18	18,35	83,41	35,71	50,00
2449	10,92	–	10,92	10,92	–	–	–
2451	29,28	9,76	19,52	22,77	–	–	22,22
2511	37,03	1,10	31,53	20,90	–	–	61,39
2512	16,61	0,72	12,27	15,16	–	–	69,57
2513	10,40	1,73	6,93	8,67	–	–	50,00

Capítulo 72 - Pernambuco

72.2 - Indicadores de acidentes do trabalho, segundo a Classificação Nacional de Atividades Econômicas (CNAE), dos estabelecimentos localizados no estado de Pernambuco - 2015

(continuação)

CNAE	INDICADORES DE ACIDENTES DO TRABALHO						
	Incidência (por 1.000 vínculos)	Incidência de Doenças Ocupacionais (por 1.000 vínculos)	Incidência de Acidentes Típicos (por 1.000 vínculos)	Incidência de Incapacidade Temporária (por 1.000 vínculos)	Taxa de Mortalidade (por 100.000 vínculos)	Taxa de Letalidade (por 1.000 acidentes)	Acidentalidade para a faixa 16 a 34 anos (por 100 acidentes)
2521	30,29	–	25,96	30,29	–	–	71,43
2532	34,65	4,95	29,70	29,70	–	–	57,14
2539	11,24	–	7,03	9,84	–	–	62,50
2542	3,43	1,14	2,28	3,43	–	–	66,67
2591	18,17	1,01	11,10	15,14	–	–	44,44
2592	–	–	–	–	–	–	–
2593	–	–	–	–	–	–	–
2599	23,62	1,18	21,26	17,71	–	–	60,00
2651	21,38	–	17,11	12,83	–	–	20,00
2710	17,92	–	17,92	17,92	–	–	55,56
2721	26,11	–	18,28	20,89	–	–	40,00
2722	17,31	10,10	6,49	17,31	–	–	50,00
2731	15,28	–	9,17	15,28	–	–	40,00
2733	11,72	–	11,72	11,72	–	–	50,00
2740	5,93	–	5,93	–	–	–	100,00
2751	9,80	–	9,80	9,80	–	–	–
2759	51,60	–	33,17	47,91	–	–	50,00
2790	3,87	0,97	0,97	3,87	–	–	50,00
2813	26,55	–	–	26,55	–	–	66,67
2822	27,43	–	21,94	19,20	–	–	70,00
2823	64,05	–	52,75	51,81	–	–	48,53
2829	10,06	–	5,03	8,38	–	–	66,67
2833	7,36	–	–	7,36	–	–	–
2840	6,93	–	6,93	6,93	–	–	100,00
2861	6,77	–	6,77	6,77	–	–	100,00
2869	37,58	–	37,58	15,03	–	–	70,00
2910	23,00	1,15	18,68	13,51	28,74	12,50	72,50
2930	6,96	–	6,96	6,96	–	–	20,00
2941	36,30	3,30	23,10	36,30	–	–	72,73
2942	15,09	1,26	11,32	15,09	125,76	83,33	41,67
2949	35,69	–	33,69	20,68	–	–	75,70
2950	10,97	–	–	10,97	–	–	66,67
3011	52,74	4,86	46,15	22,38	–	–	66,78
3012	15,02	–	10,01	15,02	–	–	33,33
3101	3,78	–	3,15	3,78	–	–	75,00
3102	6,67	–	6,67	6,67	111,22	166,67	66,67
3103	6,39	–	6,39	6,39	–	–	100,00
3104	10,18	–	7,41	10,18	–	–	63,64
3230	90,91	–	–	90,91	–	–	16,67
3250	2,81	–	2,81	2,81	–	–	50,00
3291	38,30	–	–	38,30	–	–	100,00
3299	6,67	–	6,06	6,67	–	–	54,55
3311	10,94	–	10,94	7,29	–	–	66,67
3312	8,28	–	4,14	2,07	–	–	75,00
3313	7,08	2,36	4,72	7,08	–	–	33,33
3314	15,97	0,53	13,31	11,71	–	–	53,33
3321	6,90	–	6,90	6,90	–	–	50,00
3329	11,79	–	2,95	11,79	–	–	75,00
3511	12,78	–	7,84	13,36	–	–	40,91
3512	9,70	–	9,70	9,70	–	–	100,00
3514	24,56	–	13,47	20,60	–	–	32,26
3520	23,80	–	17,85	23,80	–	–	75,00
3600	8,26	–	6,06	1,10	–	–	33,33
3701	17,31	–	14,06	10,82	–	–	25,00
3702	–	–	–	–	–	–	–
3811	30,74	0,39	25,70	30,48	12,91	4,20	40,34
3812	29,72	–	17,34	27,24	–	–	58,33
3821	8,20	–	8,20	8,20	–	–	66,67
3822	77,24	–	68,05	77,24	–	–	52,38
3831	15,63	–	15,63	15,63	–	–	50,00
3832	–	–	–	–	–	–	–
3839	–	–	–	–	–	–	–
4110	8,02	0,22	5,89	7,95	–	–	35,78
4120	8,18	0,22	6,02	7,98	4,45	5,43	50,54
4211	9,04	–	6,45	8,07	64,54	71,43	46,43

Capítulo 72 - Pernambuco

72.2 - Indicadores de acidentes do trabalho, segundo a Classificação Nacional de Atividades Econômicas (CNAE), dos estabelecimentos localizados no estado de Pernambuco - 2015

(continuação)

CNAE	INDICADORES DE ACIDENTES DO TRABALHO						
	Incidência (por 1.000 vínculos)	Incidência de Doenças Ocupacionais (por 1.000 vínculos)	Incidência de Acidentes Típicos (por 1.000 vínculos)	Incidência de Incapacidade Temporária (por 1.000 vínculos)	Taxa de Mortalidade (por 100.000 vínculos)	Taxa de Letalidade (por 1.000 acidentes)	Acidentalidade para a faixa 16 a 34 anos (por 100 acidentes)
4212	6,74	0,34	5,73	2,36	–	–	65,00
4213	6,68	–	4,46	4,46	–	–	–
4221	94,34	–	22,36	93,12	–	–	35,13
4222	18,64	–	15,09	15,98	–	–	42,86
4292	6,01	–	4,01	4,01	–	–	80,00
4299	14,32	1,33	10,32	10,66	–	–	47,67
4311	19,14	–	14,35	14,35	–	–	100,00
4312	8,37	–	8,37	8,37	–	–	100,00
4313	3,16	0,63	2,53	3,16	–	–	80,00
4321	8,65	0,23	4,78	8,65	–	–	60,53
4322	8,61	–	6,58	8,10	–	–	52,94
4329	10,34	–	7,30	9,73	–	–	70,59
4330	3,82	0,35	2,43	3,82	–	–	81,82
4391	4,91	2,45	2,45	4,91	–	–	50,00
4399	9,83	–	6,71	9,83	–	–	48,78
4511	4,34	–	2,34	4,01	–	–	53,85
4512	10,10	–	–	10,10	–	–	50,00
4520	2,82	0,22	1,96	2,82	–	–	53,85
4530	3,81	0,32	2,60	3,73	8,12	21,28	68,09
4541	4,64	0,23	0,93	4,64	–	–	75,00
4613	–	–	–	–	–	–	–
4615	9,98	9,98	–	9,98	–	–	100,00
4616	–	–	–	–	–	–	–
4617	–	–	–	–	–	–	–
4618	3,06	–	3,06	3,06	–	–	–
4619	–	–	–	–	–	–	–
4623	–	–	–	–	–	–	–
4631	9,70	–	8,31	9,70	–	–	85,71
4632	5,38	0,77	2,31	5,38	–	–	14,29
4633	3,23	0,54	2,16	3,23	–	–	33,33
4634	5,31	0,29	3,54	4,72	–	–	44,44
4635	53,60	14,90	27,23	49,32	–	–	67,73
4636	–	–	–	–	–	–	–
4637	6,64	–	3,73	6,64	–	–	43,75
4639	8,24	0,30	4,34	7,34	–	–	61,82
4641	1,40	–	1,40	1,40	–	–	–
4642	0,80	–	–	0,80	–	–	100,00
4643	9,15	–	7,32	9,15	–	–	100,00
4644	2,51	0,31	0,31	1,57	–	–	50,00
4645	4,28	–	2,68	3,75	–	–	50,00
4646	3,45	0,58	0,58	3,45	–	–	66,67
4647	0,84	–	0,84	0,84	–	–	–
4649	3,44	0,26	1,85	3,17	–	–	61,54
4651	1,65	–	0,82	1,65	–	–	50,00
4652	2,83	–	–	2,83	–	–	100,00
4661	2,72	–	2,72	2,72	–	–	100,00
4662	11,68	–	11,68	11,68	–	–	40,00
4663	2,39	–	2,39	2,39	–	–	100,00
4664	5,18	–	5,18	5,18	–	–	–
4665	–	–	–	–	–	–	–
4669	11,80	–	7,86	12,78	–	–	75,00
4671	5,27	–	3,51	5,27	–	–	33,33
4672	9,14	0,83	8,31	9,14	–	–	72,73
4673	8,56	2,14	4,28	8,56	–	–	50,00
4674	8,41	–	5,61	8,41	–	–	33,33
4679	5,42	–	3,10	5,42	–	–	71,43
4681	3,94	–	3,94	3,15	–	–	20,00
4682	42,16	–	37,72	33,28	–	–	42,11
4683	2,20	–	–	2,20	–	–	100,00
4684	9,77	–	3,91	7,81	–	–	40,00
4685	18,12	–	12,08	12,08	–	–	66,67
4686	–	–	–	–	–	–	–
4687	6,77	–	5,64	6,77	–	–	50,00
4689	8,74	–	6,36	7,95	–	–	54,55
4691	7,64	–	5,73	7,64	–	–	75,00

Capítulo 72 - Pernambuco

72.2 - Indicadores de acidentes do trabalho, segundo a Classificação Nacional de Atividades Econômicas (CNAE), dos estabelecimentos localizados no estado de Pernambuco - 2015

(continuação)

CNAE	INDICADORES DE ACIDENTES DO TRABALHO						
	Incidência (por 1.000 vínculos)	Incidência de Doenças Ocupacionais (por 1.000 vínculos)	Incidência de Acidentes Típicos (por 1.000 vínculos)	Incidência de Incapacidade Temporária (por 1.000 vínculos)	Taxa de Mortalidade (por 100.000 vínculos)	Taxa de Letalidade (por 1.000 acidentes)	Acidentalidade para a faixa 16 a 34 anos (por 100 acidentes)
4692	11,61	–	–	11,61	–	–	50,00
4693	8,24	–	3,53	8,24	–	–	57,14
4711	8,13	0,33	6,25	7,86	8,97	11,03	65,07
4712	1,79	0,06	0,93	1,79	–	–	51,72
4713	4,13	–	1,84	3,67	–	–	83,33
4721	1,53	–	0,95	1,53	–	–	50,00
4722	3,37	–	3,37	3,37	–	–	33,33
4723	1,67	–	1,67	1,67	–	–	66,67
4724	5,01	0,91	1,82	5,01	–	–	72,73
4729	0,27	–	–	0,27	–	–	–
4731	1,08	0,08	0,25	1,08	33,13	307,69	69,23
4732	–	–	–	–	–	–	–
4741	1,40	0,70	0,70	0,70	–	–	–
4742	5,18	–	2,59	5,18	–	–	25,00
4743	11,59	–	9,66	11,59	–	–	66,67
4744	3,30	0,19	2,27	3,21	9,44	28,57	58,57
4751	1,95	–	0,78	1,95	–	–	100,00
4752	2,53	0,51	1,52	2,53	–	–	40,00
4753	2,65	0,13	1,99	2,52	–	–	65,00
4754	1,93	0,11	0,75	1,93	10,70	55,56	66,67
4755	0,35	–	–	0,35	–	–	50,00
4756	–	–	–	–	–	–	–
4757	2,69	–	2,69	2,69	–	–	50,00
4759	1,94	–	1,29	1,94	–	–	66,67
4761	1,17	–	0,29	1,17	–	–	50,00
4762	–	–	–	–	–	–	–
4763	2,99	–	2,33	2,99	–	–	77,78
4771	1,07	0,13	0,33	1,00	–	–	75,00
4772	1,58	0,26	1,31	1,58	–	–	50,00
4773	5,23	5,23	–	5,23	–	–	–
4774	–	–	–	–	–	–	–
4781	1,94	0,18	0,88	1,85	–	–	85,71
4782	3,68	–	2,10	3,57	–	–	62,86
4783	–	–	–	–	–	–	–
4784	7,52	–	4,30	7,52	–	–	57,14
4789	2,43	0,09	1,12	2,43	–	–	61,54
4911	10,95	–	10,95	16,43	–	–	50,00
4912	36,32	2,14	25,64	36,86	–	–	22,06
4921	3,92	0,06	2,49	3,87	–	–	38,03
4922	7,38	1,09	3,55	7,11	–	–	22,22
4923	1,93	–	1,93	0,97	–	–	100,00
4924	6,21	–	–	6,21	–	–	–
4929	7,39	1,06	3,17	6,86	–	–	42,86
4930	8,99	0,52	5,23	7,99	12,96	14,42	53,37
4940	27,23	–	27,23	–	–	–	25,00
5030	33,28	–	19,97	33,28	–	–	60,00
5111	32,70	1,98	8,92	31,71	–	–	45,45
5112	24,71	8,24	–	24,71	–	–	33,33
5120	12,52	–	–	12,52	–	–	50,00
5211	11,02	–	6,61	11,02	–	–	48,00
5212	7,54	0,40	3,57	7,94	–	–	47,37
5221	12,29	–	4,10	12,29	–	–	100,00
5222	5,51	–	–	5,51	–	–	100,00
5223	10,18	–	4,75	8,82	–	–	73,33
5229	14,36	0,60	7,78	14,36	–	–	75,00
5231	17,96	–	12,93	16,52	–	–	32,00
5239	54,39	–	54,39	23,80	339,94	62,50	12,50
5240	11,96	–	8,18	10,70	–	–	47,37
5250	8,53	–	5,52	8,03	–	–	76,47
5310	57,72	11,91	36,50	42,71	–	–	32,29
5320	10,01	0,50	4,51	10,01	–	–	60,00
5510	6,48	0,07	4,45	6,28	–	–	57,58
5590	2,39	1,19	1,19	2,39	–	–	50,00
5611	3,95	0,10	2,26	3,90	–	–	72,33
5612	–	–	–	–	–	–	–

Capítulo 72 - Pernambuco

72.2 - Indicadores de acidentes do trabalho, segundo a Classificação Nacional de Atividades Econômicas (CNAE), dos estabelecimentos localizados no estado de Pernambuco - 2015

(continuação)

CNAE	INDICADORES DE ACIDENTES DO TRABALHO						
	Incidência (por 1.000 vínculos)	Incidência de Doenças Ocupacionais (por 1.000 vínculos)	Incidência de Acidentes Típicos (por 1.000 vínculos)	Incidência de Incapacidade Temporária (por 1.000 vínculos)	Taxa de Mortalidade (por 100.000 vínculos)	Taxa de Letalidade (por 1.000 acidentes)	Acidentalidade para a faixa 16 a 34 anos (por 100 acidentes)
5620	6,09	0,17	4,61	5,57	–	–	51,43
5811	10,64	–	7,09	10,64	–	–	66,67
5821	–	–	–	–	–	–	–
5822	5,20	–	4,33	5,20	–	–	33,33
5829	–	–	–	–	–	–	–
5911	–	–	–	–	–	–	–
5914	–	–	–	–	–	–	–
6010	0,74	–	–	–	–	–	–
6021	16,94	–	10,16	12,42	–	–	33,33
6110	7,45	0,57	5,16	6,87	–	–	53,85
6120	8,96	0,37	3,36	8,58	–	–	66,67
6190	6,48	–	1,94	6,48	64,82	100,00	70,00
6201	19,62	0,58	0,58	19,62	–	–	26,47
6202	0,98	–	–	0,98	–	–	100,00
6203	3,44	–	–	3,44	–	–	–
6204	2,10	0,52	–	1,57	–	–	25,00
6209	1,47	–	–	1,47	–	–	50,00
6311	4,02	–	1,01	4,02	–	–	62,50
6319	5,68	–	5,68	5,68	–	–	100,00
6399	–	–	–	–	–	–	–
6421	58,17	3,94	53,24	32,04	–	–	38,98
6422	38,42	24,35	12,49	37,47	–	–	38,68
6423	6,06	0,67	4,37	2,35	–	–	16,67
6424	4,45	–	–	4,45	–	–	–
6436	–	–	–	–	–	–	–
6437	–	–	–	–	–	–	–
6462	0,98	–	–	0,98	–	–	100,00
6463	8,95	–	–	8,95	–	–	50,00
6491	3,30	–	3,30	3,30	–	–	–
6493	–	–	–	–	–	–	–
6511	–	–	–	–	–	–	–
6512	–	–	–	–	–	–	–
6541	6,65	–	6,65	3,33	–	–	50,00
6550	11,18	–	3,89	10,20	–	–	69,57
6612	9,05	9,05	–	9,05	–	–	100,00
6613	29,69	–	19,79	24,74	–	–	66,67
6619	–	–	–	–	–	–	–
6621	–	–	–	–	–	–	–
6622	0,98	–	–	0,98	–	–	–
6629	–	–	–	–	–	–	–
6810	13,78	–	11,20	12,49	–	–	56,25
6821	3,59	–	1,20	3,59	–	–	100,00
6822	6,70	–	3,35	8,04	67,02	100,00	50,00
6911	2,38	0,30	0,59	2,38	–	–	75,00
6912	0,82	–	–	0,82	–	–	–
6920	2,67	–	0,80	2,54	–	–	70,00
7020	3,44	0,40	1,19	3,44	–	–	73,08
7111	15,03	–	12,03	15,03	–	–	20,00
7112	12,25	0,22	8,65	11,13	101,14	82,57	56,88
7119	6,44	–	4,29	6,44	–	–	–
7120	6,71	–	6,71	6,71	–	–	83,33
7210	4,54	–	3,03	4,54	–	–	33,33
7220	–	–	–	–	–	–	–
7311	2,52	–	–	2,52	–	–	100,00
7312	–	–	–	–	–	–	–
7319	5,46	0,78	1,56	5,46	–	–	28,57
7320	2,41	–	–	2,41	–	–	50,00
7420	8,07	–	–	8,07	–	–	66,67
7490	4,39	–	1,65	4,18	–	–	42,19
7500	72,87	–	64,78	56,68	–	–	55,56
7711	5,45	1,09	1,64	5,45	–	–	50,00
7719	–	–	–	–	–	–	–
7723	3,02	–	1,51	3,02	–	–	100,00
7729	–	–	–	–	–	–	–
7731	–	–	–	–	–	–	–

Capítulo 72 - Pernambuco

72.2 - Indicadores de acidentes do trabalho, segundo a Classificação Nacional de Atividades Econômicas (CNAE), dos estabelecimentos localizados no estado de Pernambuco - 2015

(conclusão)

CNAE	INDICADORES DE ACIDENTES DO TRABALHO						
	Incidência (por 1.000 vínculos)	Incidência de Doenças Ocupacionais (por 1.000 vínculos)	Incidência de Acidentes Típicos (por 1.000 vínculos)	Incidência de Incapacidade Temporária (por 1.000 vínculos)	Taxa de Mortalidade (por 100.000 vínculos)	Taxa de Letalidade (por 1.000 acidentes)	Acidentalidade para a faixa 16 a 34 anos (por 100 acidentes)
7732	11,56	0,33	8,58	11,56	33,02	28,57	51,43
7733	1,73	–	–	–	–	–	–
7739	9,00	–	5,06	8,44	–	–	56,25
7740	8,97	–	8,97	8,97	–	–	–
7810	3,90	–	1,44	3,69	–	–	63,16
7820	4,96	0,32	1,84	4,83	–	–	71,79
7830	5,66	0,20	4,29	5,07	–	–	48,28
7911	1,71	–	0,43	1,71	–	–	25,00
7990	–	–	–	–	–	–	–
8011	6,38	0,19	1,42	6,19	12,38	19,42	33,98
8012	10,86	0,20	5,03	10,86	–	–	53,70
8020	3,95	–	3,29	3,95	–	–	33,33
8111	2,95	–	0,98	2,95	–	–	50,00
8112	4,27	0,17	2,86	4,14	–	–	57,48
8121	5,99	–	3,86	4,24	5,44	9,09	47,27
8122	54,21	–	12,76	30,29	159,45	29,41	64,71
8129	15,67	–	10,22	14,30	–	–	47,83
8130	2,79	2,79	–	2,79	–	–	–
8211	3,31	0,17	1,16	2,98	–	–	55,00
8219	2,75	–	1,10	2,75	–	–	80,00
8220	4,10	0,29	1,19	4,10	3,23	7,87	82,68
8230	1,52	–	1,52	1,52	–	–	75,00
8291	5,19	–	0,52	4,67	–	–	80,00
8292	25,95	–	15,57	25,95	–	–	60,00
8299	6,15	–	3,46	6,15	–	–	68,75
8411	0,37	0,02	0,29	0,35	–	–	18,37
8412	–	–	–	–	–	–	–
8413	7,22	–	7,22	7,22	–	–	–
8423	2,35	0,47	0,47	2,35	–	–	20,00
8430	–	–	–	–	–	–	–
8511	82,75	–	2,59	82,75	–	–	36,46
8512	2,10	–	1,99	2,10	–	–	31,58
8513	1,50	–	0,65	1,37	–	–	21,74
8520	2,43	–	1,89	2,30	–	–	38,89
8531	5,67	–	0,47	5,44	–	–	37,50
8532	3,92	–	2,24	2,80	–	–	45,71
8533	–	–	–	–	–	–	–
8541	2,99	0,75	–	3,73	74,67	250,00	–
8550	0,96	–	0,96	0,96	–	–	–
8591	–	–	–	–	–	–	–
8593	2,31	–	–	2,31	–	–	–
8599	6,73	0,26	3,36	6,08	–	–	26,92
8610	30,23	0,15	23,76	15,38	4,39	1,45	47,31
8622	–	–	–	–	–	–	–
8630	15,61	0,27	12,78	4,02	–	–	52,05
8640	12,45	0,13	8,13	6,23	–	–	46,94
8650	3,94	0,33	2,96	1,31	–	–	50,00
8660	35,47	–	33,22	2,82	–	–	55,56
8690	4,43	0,74	1,48	4,43	–	–	16,67
8711	–	–	–	–	–	–	–
8712	13,40	–	11,26	6,43	–	–	44,00
8720	–	–	–	–	–	–	–
8730	–	–	–	–	–	–	–
8800	13,68	–	9,69	13,39	–	–	41,67
9001	3,81	–	3,81	3,81	–	–	–
9311	7,94	–	7,94	7,94	–	–	100,00
9312	5,86	0,53	4,26	5,33	–	–	45,45
9313	0,38	–	–	0,38	–	–	100,00
9319	–	–	–	–	–	–	–
9321	8,31	–	4,98	8,31	–	–	40,00
9329	1,23	–	1,23	2,47	123,29	1.000,00	100,00
9411	1,89	–	1,89	1,89	–	–	100,00
9412	1,29	–	–	1,29	–	–	–
9420	3,41	–	1,46	3,41	–	–	42,86
9430	3,65	–	2,44	3,17	–	–	37,78
9491	2,33	–	1,06	2,12	–	–	45,45
9492	9,09	–	–	9,09	–	–	50,00
9493	–	–	–	–	–	–	–
9499	52,67	–	41,39	52,67	–	–	89,29
9511	9,31	0,58	3,49	9,31	–	–	56,25
9512	6,45	–	2,15	4,30	–	–	33,33
9521	–	–	–	–	–	–	–
9529	–	–	–	–	–	–	–
9601	8,16	2,91	3,50	8,16	–	–	42,86
9602	0,57	–	0,19	0,57	–	–	66,67
9603	5,27	–	1,32	5,27	–	–	37,50
9609	0,84	–	–	0,84	–	–	100,00
9700	0,82	–	0,82	0,82	–	–	–
Outros(1)	25,32	0,22	13,42	19,26	–	–	41,03

Fonte: DATAPREV, CAT, SUB, CNIS.

Notas: 1. Os dados são preliminares, estando sujeitos a correções.
2. As atividades econômicas que apresentam valores zerados para os indicadores são aquelas onde não ocorreram acidentes no período.

(1) Englobam as atividades que possuíam número médio de vínculos no ano menor que 100.

Capítulo 73 - Alagoas

73.1 - Indicadores de acidentes do trabalho, segundo a Classificação Nacional de Atividades Econômicas (CNAE), dos estabelecimentos localizados no estado de Alagoas - 2014

(continua)

CNAE	INDICADORES DE ACIDENTES DO TRABALHO						
	Incidência (por 1.000 vínculos)	Incidência de Doenças Ocupacionais (por 1.000 vínculos)	Incidência de Acidentes Típicos (por 1.000 vínculos)	Incidência de Incapacidade Temporária (por 1.000 vínculos)	Taxa de Mortalidade (por 100.000 vínculos)	Taxa de Letalidade (por 1.000 acidentes)	Acidentalidade para a faixa 16 a 34 anos (por 100 acidentes)
TOTAL	**15,49**	**0,30**	**8,79**	**13,99**	**9,19**	**5,93**	**51,41**
0113	16,05	1,07	13,91	13,91	160,52	100,00	43,33
0114	6,14	–	–	6,14	–	–	–
0133	5,47	–	5,47	5,47	–	–	100,00
0151	4,26	–	4,26	4,26	–	–	66,67
0155	9,71	–	7,55	9,71	–	–	22,22
0161	5,04	–	1,68	3,36	–	–	66,67
0230	–	–	–	–	–	–	–
0600	14,41	–	8,64	5,76	–	–	60,00
0810	5,76	–	5,76	5,76	–	–	–
1011	4,42	–	4,42	4,42	–	–	–
1031	1,47	–	–	1,47	–	–	100,00
1052	6,59	–	3,95	6,59	131,78	200,00	80,00
1053	5,20	–	5,20	5,20	–	–	100,00
1062	26,84	–	20,87	26,84	–	–	66,67
1064	8,84	–	4,42	7,73	–	–	50,00
1066	–	–	–	–	–	–	–
1069	37,03	1,12	34,78	35,90	–	–	57,58
1071	35,92	0,09	34,12	33,69	10,81	3,01	60,87
1091	0,89	–	0,89	0,89	–	–	100,00
1092	3,28	–	3,28	3,28	–	–	–
1094	27,94	–	27,94	15,24	–	–	72,73
1096	–	–	–	–	–	–	–
1099	22,29	5,57	11,15	22,29	–	–	50,00
1121	3,25	–	3,25	3,25	–	–	100,00
1122	32,00	–	24,67	31,34	–	–	83,33
1220	–	–	–	–	–	–	–
1311	17,26	–	13,81	17,26	–	–	60,00
1412	–	–	–	–	–	–	–
1413	–	–	–	–	–	–	–
1622	5,11	–	5,11	5,11	–	–	–
1811	–	–	–	–	–	–	–
1813	–	–	–	–	–	–	–
1931	37,29	1,59	34,11	33,32	–	–	57,45
2011	37,29	–	33,56	14,92	–	–	30,00
2013	2,97	–	2,97	2,97	–	–	100,00
2031	23,83	–	11,91	7,94	–	–	33,33
2061	–	–	–	–	–	–	–
2062	28,17	–	28,17	28,17	–	–	100,00
2071	43,20	–	34,56	43,20	–	–	60,00
2221	48,36	–	48,36	42,32	–	–	37,50
2222	8,60	–	8,60	8,60	215,05	250,00	25,00
2223	55,22	–	51,66	44,53	–	–	87,10
2229	15,47	–	10,14	15,47	–	–	68,97
2311	–	–	–	–	–	–	–
2330	5,33	–	5,33	5,33	–	–	75,00
2342	15,96	–	14,19	12,42	177,36	111,11	55,56
2391	–	–	–	–	–	–	–
2431	16,38	–	16,38	8,19	–	–	50,00
2451	–	–	–	–	–	–	–
2511	–	–	–	–	–	–	–
2512	15,54	–	11,65	15,54	–	–	75,00
2513	10,40	–	7,80	2,60	–	–	100,00
2811	18,29	–	18,29	18,29	–	–	50,00
2869	54,06	–	49,36	51,71	235,06	43,48	82,61
2930	–	–	–	–	–	–	–
3011	58,37	0,48	46,31	10,13	–	–	66,94
3012	–	–	–	–	–	–	–
3101	–	–	–	–	–	–	–
3104	6,92	–	6,92	6,92	–	–	100,00
3311	10,65	–	10,65	10,65	–	–	50,00
3314	18,81	–	17,10	18,81	–	–	63,64
3512	–	–	–	–	–	–	–

Capítulo 73 - Alagoas

73.1 - Indicadores de acidentes do trabalho, segundo a Classificação Nacional de Atividades Econômicas (CNAE), dos estabelecimentos localizados no estado de Alagoas - 2014

(continuação)

CNAE	INDICADORES DE ACIDENTES DO TRABALHO						
	Incidência (por 1.000 vínculos)	Incidência de Doenças Ocupacionais (por 1.000 vínculos)	Incidência de Acidentes Típicos (por 1.000 vínculos)	Incidência de Incapacidade Temporária (por 1.000 vínculos)	Taxa de Mortalidade (por 100.000 vínculos)	Taxa de Letalidade (por 1.000 acidentes)	Acidentalidade para a faixa 16 a 34 anos (por 100 acidentes)
3514	24,46	1,53	21,40	19,88	–	–	31,25
3600	9,17	–	5,24	9,17	65,51	71,43	28,57
3702	112,05	–	100,85	112,05	172,39	15,38	61,54
3811	7,79	–	6,82	7,79	–	–	87,50
3821	37,97	–	31,65	37,97	–	–	66,67
3832	–	–	–	–	–	–	–
4110	16,68	–	12,13	16,68	–	–	63,64
4120	8,00	0,05	6,10	7,41	14,63	18,29	53,05
4211	15,73	2,25	6,74	13,48	224,68	142,86	85,71
4212	3,68	–	3,68	2,45	–	–	33,33
4213	–	–	–	–	–	–	–
4221	54,27	–	11,69	53,44	83,50	15,38	33,85
4222	9,60	–	9,60	9,60	–	–	100,00
4223	2,89	–	2,89	–	–	–	100,00
4292	18,22	–	18,22	6,83	–	–	25,00
4299	11,81	0,38	10,67	6,10	–	–	64,52
4312	–	–	–	–	–	–	–
4313	12,65	2,53	7,59	13,92	126,52	100,00	60,00
4321	25,19	–	21,32	23,26	–	–	53,85
4322	11,64	–	7,76	11,64	–	–	33,33
4329	–	–	–	–	–	–	–
4330	1,16	–	1,16	–	–	–	100,00
4391	4,12	–	4,12	4,12	–	–	100,00
4399	4,66	–	2,80	3,73	–	–	60,00
4511	1,38	–	0,35	1,38	–	–	50,00
4520	2,98	–	1,49	2,98	–	–	50,00
4530	2,01	–	2,01	2,01	–	–	83,33
4541	2,18	0,73	–	2,18	–	–	66,67
4616	–	–	–	–	–	–	–
4623	–	–	–	–	–	–	–
4631	–	–	–	–	–	–	–
4632	6,76	–	6,76	6,76	–	–	–
4633	11,20	–	5,60	16,81	–	–	–
4635	22,24	–	16,68	21,13	111,19	50,00	80,00
4636	3,09	–	3,09	3,09	–	–	100,00
4637	5,10	–	–	2,55	254,83	500,00	50,00
4639	5,35	–	2,32	5,11	–	–	73,91
4641	–	–	–	–	–	–	–
4643	7,53	–	3,76	7,53	–	–	100,00
4644	1,79	1,79	–	1,79	–	–	100,00
4645	–	–	–	–	–	–	–
4646	3,55	1,18	1,18	3,55	–	–	100,00
4647	–	–	–	–	–	–	–
4649	1,35	–	–	1,35	–	–	–
4672	3,48	–	3,48	3,48	–	–	–
4673	–	–	–	–	–	–	–
4679	13,51	4,05	5,40	13,51	–	–	60,00
4681	–	–	–	–	–	–	–
4683	–	–	–	–	–	–	–
4686	–	–	–	–	–	–	–
4687	6,52	–	–	6,52	–	–	–
4691	4,68	4,68	–	4,68	–	–	100,00
4693	5,21	–	3,91	5,21	–	–	–
4711	8,70	0,87	6,09	9,08	19,33	22,22	70,00
4712	1,99	0,20	0,80	1,79	–	–	60,00
4713	2,04	0,68	–	2,04	–	–	66,67
4721	1,25	–	1,25	1,25	–	–	50,00
4722	–	–	–	–	–	–	–
4723	–	–	–	–	–	–	–
4724	–	–	–	–	–	–	–
4729	–	–	–	–	–	–	–
4731	3,03	–	1,01	3,03	–	–	66,67
4741	8,28	–	4,14	8,28	–	–	–

Capítulo 73 - Alagoas

73.1 - Indicadores de acidentes do trabalho, segundo a Classificação Nacional de Atividades Econômicas (CNAE), dos estabelecimentos localizados no estado de Alagoas - 2014

(continuação)

CNAE	INDICADORES DE ACIDENTES DO TRABALHO						
	Incidência (por 1.000 vínculos)	Incidência de Doenças Ocupacionais (por 1.000 vínculos)	Incidência de Acidentes Típicos (por 1.000 vínculos)	Incidência de Incapacidade Temporária (por 1.000 vínculos)	Taxa de Mortalidade (por 100.000 vínculos)	Taxa de Letalidade (por 1.000 acidentes)	Acidentalidade para a faixa 16 a 34 anos (por 100 acidentes)
4742	6,25	–	–	6,25	–	–	50,00
4743	9,66	–	7,25	12,08	–	–	25,00
4744	3,25	–	2,43	3,25	–	–	75,00
4751	2,28	2,28	–	2,28	–	–	–
4752	2,63	–	2,63	2,63	–	–	100,00
4753	3,06	–	2,45	3,06	–	–	80,00
4754	2,19	–	0,94	2,19	–	–	42,86
4755	0,77	–	–	0,77	–	–	50,00
4757	–	–	–	–	–	–	–
4759	2,23	–	2,23	–	–	–	–
4761	1,98	–	0,99	1,98	–	–	100,00
4763	–	–	–	–	–	–	–
4771	0,63	–	0,21	0,63	–	–	100,00
4772	–	–	–	–	–	–	–
4773	–	–	–	–	–	–	–
4774	4,66	–	1,17	4,66	–	–	75,00
4781	2,36	0,29	1,62	2,36	–	–	81,25
4782	1,57	–	1,18	1,57	–	–	100,00
4783	–	–	–	–	–	–	–
4784	19,33	2,15	9,66	18,25	–	–	61,11
4789	2,28	–	0,51	2,28	–	–	44,44
4912	39,53	–	15,81	47,43	–	–	40,00
4921	6,28	0,72	2,41	6,04	–	–	38,46
4922	13,72	–	3,92	13,72	–	–	42,86
4923	–	–	–	–	–	–	–
4929	3,73	–	–	3,73	–	–	50,00
4930	11,00	–	6,95	10,42	38,60	35,09	68,42
5111	35,59	3,56	7,12	32,03	–	–	40,00
5211	22,17	–	–	22,17	–	–	80,00
5212	95,38	–	8,67	86,71	–	–	9,09
5223	–	–	–	–	–	–	–
5229	4,99	–	–	4,99	–	–	–
5231	21,89	–	17,51	26,27	–	–	40,00
5240	16,24	–	16,24	16,24	–	–	–
5250	29,10	–	21,82	21,82	–	–	50,00
5310	100,56	25,33	65,55	77,47	–	–	40,00
5320	–	–	–	–	–	–	–
5510	9,39	0,17	7,48	9,22	17,39	18,52	59,26
5590	–	–	–	–	–	–	–
5611	2,75	0,08	1,67	2,50	8,33	30,30	63,64
5620	7,93	–	3,96	7,14	–	–	60,00
5829	–	–	–	–	–	–	–
5914	7,61	–	–	7,61	–	–	100,00
6010	–	–	–	–	–	–	–
6021	–	–	–	–	–	–	–
6110	9,08	–	3,03	6,06	–	–	–
6120	–	–	–	–	–	–	–
6141	–	–	–	–	–	–	–
6190	2,84	–	2,84	2,84	–	–	100,00
6203	–	–	–	–	–	–	–
6209	–	–	–	–	–	–	–
6311	19,32	–	–	19,32	–	–	50,00
6421	12,67	5,63	5,63	11,26	–	–	33,33
6422	24,81	3,54	21,26	29,24	–	–	53,57
6423	16,15	0,85	14,45	8,50	–	–	47,37
6424	10,93	–	10,93	10,93	–	–	100,00
6550	10,30	–	2,58	9,01	–	–	62,50
6619	6,56	–	–	6,56	–	–	100,00
6622	–	–	–	–	–	–	–
6810	6,57	–	–	6,57	–	–	50,00
6821	2,64	–	–	2,64	–	–	–
6822	2,73	–	2,73	2,73	–	–	100,00
6911	2,26	–	2,26	2,26	–	–	100,00

Capítulo 73 - Alagoas

73.1 - Indicadores de acidentes do trabalho, segundo a Classificação Nacional de Atividades Econômicas (CNAE), dos estabelecimentos localizados no estado de Alagoas - 2014

(conclusão)

CNAE	INDICADORES DE ACIDENTES DO TRABALHO						
	Incidência (por 1.000 vínculos)	Incidência de Doenças Ocupacionais (por 1.000 vínculos)	Incidência de Acidentes Típicos (por 1.000 vínculos)	Incidência de Incapacidade Temporária (por 1.000 vínculos)	Taxa de Mortalidade (por 100.000 vínculos)	Taxa de Letalidade (por 1.000 acidentes)	Acidentalidade para a faixa 16 a 34 anos (por 100 acidentes)
6912	–	–	–	–	–	–	–
6920	1,31	0,66	–	1,31	–	–	50,00
7020	2,50	–	2,50	2,50	–	–	100,00
7112	12,32	1,12	8,96	8,96	–	–	63,64
7119	50,25	–	44,22	18,09	–	–	60,00
7120	2,72	–	–	2,72	–	–	100,00
7220	–	–	–	–	–	–	–
7311	–	–	–	–	–	–	–
7319	8,70	–	8,70	8,70	–	–	100,00
7420	7,02	–	–	7,02	–	–	–
7490	1,35	–	–	1,35	–	–	100,00
7711	–	–	–	–	–	–	–
7723	–	–	–	–	–	–	–
7731	–	–	–	–	–	–	–
7732	11,04	–	7,36	11,04	–	–	100,00
7739	13,61	–	13,61	13,61	–	–	50,00
7820	18,45	–	10,06	18,45	–	–	63,64
7830	–	–	–	–	–	–	–
7911	–	–	–	–	–	–	–
8011	10,41	–	5,84	10,41	25,39	24,39	58,54
8012	5,81	–	3,42	5,81	–	–	29,41
8111	–	–	–	–	–	–	–
8112	3,08	–	2,57	3,08	25,66	83,33	33,33
8121	1,34	–	0,57	1,34	–	–	28,57
8122	–	–	–	–	–	–	–
8129	12,83	11,32	0,75	1,51	–	–	35,29
8211	3,98	–	–	3,98	–	–	100,00
8219	–	–	–	–	–	–	–
8220	1,69	–	1,69	1,69	–	–	50,00
8230	13,84	–	–	13,84	–	–	100,00
8291	–	–	–	–	–	–	–
8292	6,96	–	–	6,96	–	–	100,00
8299	7,49	1,87	1,87	6,87	–	–	75,00
8411	0,32	–	0,18	0,30	2,03	62,50	31,25
8412	–	–	–	–	–	–	–
8424	–	–	–	–	–	–	–
8430	–	–	–	–	–	–	–
8511	246,68	–	–	246,68	–	–	37,50
8512	0,48	–	0,48	0,48	–	–	–
8513	2,97	–	2,60	2,60	–	–	50,00
8520	1,81	–	0,60	1,81	–	–	–
8531	–	–	–	–	–	–	–
8532	8,41	–	3,46	4,95	–	–	41,18
8541	–	–	–	–	–	–	–
8593	2,60	–	2,60	2,60	–	–	100,00
8599	3,82	–	2,08	3,82	–	–	54,55
8610	33,81	0,10	29,67	18,77	–	–	47,46
8630	0,62	–	–	0,62	–	–	100,00
8640	1,93	–	1,44	0,96	–	–	50,00
8650	9,55	–	6,94	4,34	–	–	81,82
8660	8,53	–	–	8,53	–	–	–
8690	–	–	–	–	–	–	–
8730	8,42	–	8,42	8,42	–	–	33,33
8800	20,19	3,11	13,98	17,09	–	–	23,08
9312	–	–	–	–	–	–	–
9313	–	–	–	–	–	–	–
9321	3,84	–	3,84	3,84	–	–	–
9329	–	–	–	–	–	–	–
9412	–	–	–	–	–	–	–
9420	–	–	–	–	–	–	–
9430	1,53	0,19	0,38	1,53	–	–	50,00
9491	4,45	–	3,34	4,45	–	–	50,00
9499	11,96	–	5,98	11,96	–	–	50,00
9511	–	–	–	–	–	–	–
9521	4,08	–	4,08	4,08	407,89	1.000,00	100,00
9529	6,26	–	6,26	6,26	–	–	100,00
9601	1,41	–	1,41	1,41	–	–	100,00
9602	0,70	0,70	–	0,70	–	–	–
9603	2,96	–	–	2,96	–	–	100,00
9609	5,56	–	5,56	5,56	–	–	100,00
Outros(1)	20,09	0,13	6,29	18,35	26,78	13,33	47,33

Fonte: DATAPREV, CAT, SUB, CNIS.

Notas: 1. Os dados são preliminares, estando sujeitos a correções.
2. As atividades econômicas que apresentam valores zerados para os indicadores são aquelas onde não ocorreram acidentes no período.

(1) Englobam as atividades que possuíam número médio de vínculos no ano menor que 100.

Capítulo 73 - Alagoas

73.2 - Indicadores de acidentes do trabalho, segundo a Classificação Nacional de Atividades Econômicas (CNAE), dos estabelecimentos localizados no estado de Alagoas - 2015

(continua)

CNAE	INDICADORES DE ACIDENTES DO TRABALHO						
	Incidência (por 1.000 vínculos)	Incidência de Doenças Ocupacionais (por 1.000 vínculos)	Incidência de Acidentes Típicos (por 1.000 vínculos)	Incidência de Incapacidade Temporária (por 1.000 vínculos)	Taxa de Mortalidade (por 100.000 vínculos)	Taxa de Letalidade (por 1.000 acidentes)	Acidentalidade para a faixa 16 a 34 anos (por 100 acidentes)
TOTAL	**12,54**	**0,25**	**8,04**	**11,13**	**7,17**	**5,72**	**50,86**
0111	14,19	–	–	14,19	–	–	20,00
0113	6,34	–	5,76	6,05	–	–	36,36
0114	4,63	–	–	4,63	–	–	100,00
0133	–	–	–	–	–	–	–
0151	1,43	–	1,43	1,43	–	–	–
0155	1,03	–	–	1,03	–	–	100,00
0161	1,44	–	0,72	1,44	–	–	50,00
0600	29,11	–	29,11	9,70	–	–	88,89
0810	10,13	–	10,13	10,13	–	–	50,00
0910	40,91	–	40,91	13,64	–	–	66,67
1011	12,90	–	12,90	4,30	–	–	100,00
1012	8,88	–	–	8,88	–	–	–
1031	6,32	–	–	4,74	–	–	50,00
1052	12,88	–	10,02	12,88	–	–	44,44
1053	15,97	–	15,97	13,69	–	–	85,71
1062	6,60	–	6,60	6,60	–	–	50,00
1064	5,30	–	1,33	5,30	132,61	250,00	25,00
1066	10,58	–	10,58	10,58	–	–	–
1069	23,54	–	21,29	22,42	–	–	61,90
1071	35,73	0,05	33,81	32,14	19,16	5,36	58,11
1091	2,10	–	1,68	2,10	–	–	20,00
1092	3,32	–	3,32	3,32	–	–	100,00
1094	38,22	–	35,28	26,46	–	–	61,54
1096	–	–	–	–	–	–	–
1099	25,20	–	25,20	18,90	–	–	50,00
1121	13,19	–	10,55	13,19	–	–	100,00
1122	42,88	–	37,16	42,16	–	–	71,67
1210	–	–	–	–	–	–	–
1220	–	–	–	–	–	–	–
1311	9,21	–	7,37	9,21	–	–	40,00
1412	2,44	–	2,44	2,44	–	–	–
1413	–	–	–	–	–	–	–
1622	4,76	–	4,76	4,76	–	–	–
1811	–	–	–	–	–	–	–
1813	3,06	–	3,06	3,06	–	–	–
1931	43,96	–	43,19	38,56	154,25	35,09	52,63
2011	11,19	–	11,19	7,46	–	–	66,67
2013	2,75	–	2,75	2,75	–	–	100,00
2031	11,65	–	7,76	3,88	–	–	100,00
2061	–	–	–	–	–	–	–
2062	13,61	–	9,07	13,61	–	–	66,67
2071	–	–	–	–	–	–	–
2221	14,41	–	7,21	14,41	–	–	50,00
2222	6,42	–	6,42	6,42	–	–	66,67
2223	18,54	–	16,68	18,54	–	–	80,00
2229	14,31	–	12,19	14,84	–	–	70,37
2320	20,26	–	20,26	–	–	–	66,67
2330	3,67	–	3,67	3,67	–	–	33,33
2342	5,03	–	5,03	5,03	–	–	50,00
2391	10,85	–	10,85	10,85	–	–	100,00
2431	67,80	–	67,80	67,80	–	–	85,71
2451	9,56	–	9,56	9,56	–	–	–
2511	7,85	–	–	7,85	–	–	–
2512	8,85	–	–	8,85	–	–	100,00
2513	8,46	–	4,23	4,23	–	–	100,00
2539	10,49	3,50	6,99	10,49	–	–	100,00
2599	–	–	–	–	–	–	–
2811	9,19	–	9,19	9,19	–	–	100,00
2869	14,63	–	14,63	14,63	–	–	50,00
2930	17,58	–	17,58	17,58	–	–	–
3011	23,36	–	17,73	6,92	–	–	57,41
3012	–	–	–	–	–	–	–

Capítulo 73 - Alagoas

73.2 - Indicadores de acidentes do trabalho, segundo a Classificação Nacional de Atividades Econômicas (CNAE), dos estabelecimentos localizados no estado de Alagoas - 2015

(continuação)

CNAE	INDICADORES DE ACIDENTES DO TRABALHO						
	Incidência (por 1.000 vínculos)	Incidência de Doenças Ocupacionais (por 1.000 vínculos)	Incidência de Acidentes Típicos (por 1.000 vínculos)	Incidência de Incapacidade Temporária (por 1.000 vínculos)	Taxa de Mortalidade (por 100.000 vínculos)	Taxa de Letalidade (por 1.000 acidentes)	Acidentalidade para a faixa 16 a 34 anos (por 100 acidentes)
3101	2,18	–	–	2,18	–	–	100,00
3104	6,34	–	6,34	6,34	–	–	–
3299	9,72	–	9,72	9,72	–	–	–
3311	7,22	–	–	7,22	–	–	100,00
3314	16,13	–	10,75	10,75	–	–	55,56
3511	37,74	–	32,35	26,95	–	–	71,43
3512	–	–	–	–	–	–	–
3514	22,80	1,52	19,76	18,24	–	–	40,00
3600	6,54	–	4,57	5,88	65,35	100,00	30,00
3811	26,59	1,00	22,57	25,58	–	–	54,72
3821	25,04	–	18,78	25,04	–	–	50,00
3832	7,88	–	7,88	–	788,44	1.000,00	–
4110	6,59	0,51	3,55	6,59	–	–	53,85
4120	8,29	0,22	6,01	7,64	–	–	50,98
4211	17,95	–	15,39	10,26	–	–	85,71
4212	6,75	–	6,75	–	–	–	66,67
4221	46,11	1,77	18,62	43,45	177,33	38,46	55,77
4222	23,45	–	23,45	–	–	–	75,00
4223	–	–	–	–	–	–	–
4292	9,47	–	9,47	4,74	–	–	100,00
4299	11,02	0,65	9,72	9,72	–	–	41,18
4313	8,41	–	8,41	8,41	–	–	20,00
4321	24,35	–	12,17	24,35	–	–	70,00
4322	13,41	4,47	8,94	13,41	–	–	66,67
4329	9,11	–	4,55	9,11	–	–	50,00
4330	3,13	–	2,09	3,13	–	–	33,33
4391	27,59	–	27,59	27,59	–	–	25,00
4399	13,22	–	9,16	8,14	101,73	76,92	38,46
4511	2,60	0,74	1,48	2,60	37,10	142,86	42,86
4520	0,79	–	0,79	0,79	–	–	–
4530	3,21	–	1,93	2,57	–	–	60,00
4541	0,73	–	–	0,73	–	–	100,00
4623	–	–	–	–	–	–	–
4631	11,47	–	11,47	11,47	–	–	100,00
4632	28,12	–	–	28,12	–	–	25,00
4633	–	–	–	–	–	–	–
4635	16,05	–	13,91	11,77	–	–	93,33
4636	2,81	–	2,81	2,81	–	–	100,00
4637	2,35	2,35	–	2,35	–	–	–
4639	5,98	0,22	2,88	6,42	44,30	74,07	48,15
4643	–	–	–	–	–	–	–
4644	5,27	–	1,76	5,27	–	–	66,67
4645	–	–	–	–	–	–	–
4646	3,39	–	–	3,39	–	–	66,67
4647	–	–	–	–	–	–	–
4649	2,80	–	1,40	2,80	–	–	50,00
4672	13,20	–	13,20	9,90	–	–	–
4679	7,31	–	7,31	7,31	–	–	83,33
4681	9,84	–	4,92	9,84	–	–	–
4683	–	–	–	–	–	–	–
4686	3,72	–	–	3,72	–	–	100,00
4687	–	–	–	–	–	–	–
4691	9,55	–	4,78	9,55	–	–	100,00
4693	5,54	–	5,54	5,54	–	–	100,00
4711	8,14	2,48	4,57	8,24	–	–	70,73
4712	0,80	–	0,60	0,80	–	–	100,00
4713	4,39	–	2,93	4,39	–	–	33,33
4721	1,50	0,75	–	1,50	–	–	50,00
4722	3,53	1,76	1,76	3,53	–	–	–
4723	6,57	–	2,19	6,57	–	–	33,33
4724	–	–	–	–	–	–	–
4729	1,09	–	1,09	1,09	–	–	100,00
4731	1,52	–	0,76	1,52	–	–	100,00

Capítulo 73 - Alagoas

73.2 - Indicadores de acidentes do trabalho, segundo a Classificação Nacional de Atividades Econômicas (CNAE), dos estabelecimentos localizados no estado de Alagoas - 2015

(continuação)

CNAE	INDICADORES DE ACIDENTES DO TRABALHO						
	Incidência (por 1.000 vínculos)	Incidência de Doenças Ocupacionais (por 1.000 vínculos)	Incidência de Acidentes Típicos (por 1.000 vínculos)	Incidência de Incapacidade Temporária (por 1.000 vínculos)	Taxa de Mortalidade (por 100.000 vínculos)	Taxa de Letalidade (por 1.000 acidentes)	Acidentalidade para a faixa 16 a 34 anos (por 100 acidentes)
4741	4,04	–	4,04	4,04	–	–	–
4742	–	–	–	–	–	–	–
4743	5,04	–	5,04	5,04	–	–	100,00
4744	3,37	–	2,95	3,37	–	–	79,17
4751	–	–	–	–	–	–	–
4752	2,86	–	1,43	2,86	–	–	50,00
4753	1,76	–	0,59	1,76	–	–	100,00
4754	0,67	–	–	0,67	–	–	100,00
4755	1,12	–	0,74	0,74	–	–	100,00
4757	–	–	–	–	–	–	–
4759	5,47	–	2,74	–	–	–	100,00
4761	–	–	–	–	–	–	–
4763	–	–	–	–	–	–	–
4771	–	–	–	–	–	–	–
4772	–	–	–	–	–	–	–
4773	–	–	–	–	–	–	–
4774	1,23	–	–	3,70	–	–	–
4781	1,68	–	0,92	1,53	–	–	90,91
4782	0,41	–	–	0,41	–	–	100,00
4783	–	–	–	–	–	–	–
4784	14,85	1,06	7,42	14,85	–	–	71,43
4789	1,10	–	0,28	1,10	–	–	50,00
4912	19,48	–	19,48	12,99	–	–	–
4921	6,52	1,24	1,86	6,84	31,07	47,62	28,57
4922	7,97	–	4,78	7,97	–	–	80,00
4923	–	–	–	–	–	–	–
4929	–	–	–	–	–	–	–
4930	10,23	0,21	6,61	8,52	21,31	20,83	41,67
5111	19,22	–	3,84	19,22	–	–	40,00
5211	12,72	–	4,24	8,48	–	–	33,33
5212	33,59	–	–	33,59	–	–	60,00
5223	–	–	–	–	–	–	–
5229	–	–	–	–	–	–	–
5231	24,75	–	12,38	24,75	–	–	50,00
5240	16,08	–	16,08	16,08	–	–	66,67
5250	37,96	–	22,78	18,98	–	–	60,00
5310	144,65	22,01	110,06	106,13	393,08	27,17	30,98
5320	10,12	5,06	5,06	10,12	–	–	100,00
5510	5,22	–	2,77	5,22	–	–	65,63
5590	–	–	–	–	–	–	–
5611	1,89	0,08	0,74	1,81	–	–	69,57
5620	2,18	–	1,45	2,18	–	–	66,67
5822	4,07	–	–	4,07	–	–	100,00
5829	–	–	–	–	–	–	–
5914	15,95	–	15,95	15,95	–	–	50,00
6010	2,53	–	2,53	2,53	–	–	100,00
6021	2,27	–	–	2,27	–	–	–
6110	–	–	–	–	–	–	–
6120	8,92	–	8,92	8,92	–	–	33,33
6190	4,51	–	4,51	4,51	–	–	100,00
6203	–	–	–	–	–	–	–
6209	3,02	–	–	3,02	–	–	100,00
6421	7,17	5,74	1,43	7,17	–	–	40,00
6422	37,38	0,91	36,47	37,38	–	–	48,78
6423	1,71	–	0,86	1,71	–	–	50,00
6424	5,36	–	5,36	5,36	–	–	–
6550	4,50	1,12	–	3,37	–	–	25,00
6619	–	–	–	–	–	–	–
6622	–	–	–	–	–	–	–
6810	5,74	–	5,74	5,74	–	–	75,00
6821	–	–	–	–	–	–	–
6822	0,90	–	0,90	0,90	–	–	100,00
6911	–	–	–	–	–	–	–

Capítulo 73 - Alagoas

73.2 - Indicadores de acidentes do trabalho, segundo a Classificação Nacional de Atividades Econômicas (CNAE), dos estabelecimentos localizados no estado de Alagoas - 2015

(conclusão)

CNAE	INDICADORES DE ACIDENTES DO TRABALHO						
	Incidência (por 1.000 vínculos)	Incidência de Doenças Ocupacionais (por 1.000 vínculos)	Incidência de Acidentes Típicos (por 1.000 vínculos)	Incidência de Incapacidade Temporária (por 1.000 vínculos)	Taxa de Mortalidade (por 100.000 vínculos)	Taxa de Letalidade (por 1.000 acidentes)	Acidentalidade para a faixa 16 a 34 anos (por 100 acidentes)
6912	–	–	–	–	–	–	–
6920	1,20	–	1,20	1,20	–	–	50,00
7020	2,24	–	–	2,24	–	–	100,00
7112	5,54	–	4,15	5,54	–	–	75,00
7119	4,62	–	4,62	–	–	–	–
7120	8,55	4,28	4,28	8,55	–	–	100,00
7220	–	–	–	–	–	–	–
7311	–	–	–	–	–	–	–
7319	9,85	–	4,93	9,85	–	–	50,00
7420	14,95	–	–	14,95	–	–	50,00
7490	5,01	–	–	5,01	–	–	–
7711	–	–	–	–	–	–	–
7723	–	–	–	–	–	–	–
7731	–	–	–	–	–	–	–
7732	11,04	–	7,36	11,04	–	–	66,67
7739	17,33	–	13,86	10,40	–	–	40,00
7820	3,85	–	–	3,85	–	–	100,00
7830	4,05	–	4,05	4,05	–	–	50,00
7911	2,81	1,40	–	2,81	–	–	100,00
8011	7,62	–	4,13	7,30	–	–	58,33
8012	9,51	–	2,82	9,51	–	–	66,67
8020	9,12	–	5,70	9,12	–	–	75,00
8111	1,43	–	–	1,43	–	–	100,00
8112	3,78	–	2,60	3,54	–	–	56,25
8121	1,60	–	0,71	1,60	–	–	22,22
8122	1,98	–	–	1,98	–	–	100,00
8129	–	–	–	–	–	–	–
8211	4,34	–	4,34	4,34	–	–	33,33
8219	–	–	–	–	–	–	–
8220	3,74	–	1,50	3,74	–	–	84,00
8230	–	–	–	–	–	–	–
8291	–	–	–	–	–	–	–
8292	21,25	–	7,08	21,25	–	–	33,33
8299	4,74	0,68	–	4,74	–	–	57,14
8411	0,20	–	0,09	0,20	–	–	33,33
8412	–	–	–	–	–	–	–
8430	–	–	–	–	–	–	–
8511	85,84	–	–	85,84	–	–	36,84
8512	4,70	–	4,28	4,28	–	–	27,27
8513	1,71	–	1,54	1,37	–	–	40,00
8520	–	–	–	–	–	–	–
8531	–	–	–	–	–	–	–
8532	9,34	–	8,30	4,67	–	–	27,78
8541	–	–	–	–	–	–	–
8593	–	–	–	–	–	–	–
8599	4,31	–	3,23	4,67	–	–	50,00
8610	35,47	0,39	28,82	20,92	–	–	48,64
8630	0,49	–	–	0,49	–	–	–
8640	6,50	0,46	5,10	2,78	–	–	42,86
8650	3,73	–	2,24	2,98	–	–	60,00
8690	–	–	–	–	–	–	–
8730	5,56	–	2,78	2,78	–	–	50,00
8800	16,72	–	13,93	11,14	–	–	16,67
9312	2,41	–	2,41	2,41	–	–	100,00
9313	–	–	–	–	–	–	–
9321	3,22	–	3,22	3,22	–	–	100,00
9329	–	–	–	–	–	–	–
9412	–	–	–	–	–	–	–
9420	–	–	–	–	–	–	–
9430	0,76	–	0,19	0,76	–	–	25,00
9491	1,10	–	–	1,10	–	–	100,00
9499	13,93	–	6,19	13,93	–	–	66,67
9511	9,36	–	3,12	9,36	–	–	33,33
9521	–	–	–	–	–	–	–
9529	–	–	–	–	–	–	–
9601	2,04	–	2,04	2,04	–	–	100,00
9602	–	–	–	–	–	–	–
9603	7,74	–	6,45	6,45	–	–	33,33
9609	–	–	–	–	–	–	–
9700	–	–	–	–	–	–	–
Outros(1)	18,12	–	12,00	17,51	12,24	6,76	56,76

Fonte: DATAPREV, CAT, SUB, CNIS.

Notas: 1. Os dados são preliminares, estando sujeitos a correções.
2. As atividades econômicas que apresentam valores zerados para os indicadores são aquelas onde não ocorreram acidentes no período.

(1) Englobam as atividades que possuíam número médio de vínculos no ano menor que 100.

Capítulo 74 - Sergipe

74.1 - Indicadores de acidentes do trabalho, segundo a Classificação Nacional de Atividades Econômicas (CNAE), dos estabelecimentos localizados no estado de Sergipe - 2014

(continua)

CNAE	INDICADORES DE ACIDENTES DO TRABALHO						
	Incidência (por 1.000 vínculos)	Incidência de Doenças Ocupacionais (por 1.000 vínculos)	Incidência de Acidentes Típicos (por 1.000 vínculos)	Incidência de Incapacidade Temporária (por 1.000 vínculos)	Taxa de Mortalidade (por 100.000 vínculos)	Taxa de Letalidade (por 1.000 acidentes)	Acidentalidade para a faixa 16 a 34 anos (por 100 acidentes)
TOTAL	**9,19**	**0,21**	**5,29**	**7,34**	**5,42**	**5,90**	**51,57**
0113	7,30	–	6,38	6,84	–	–	75,00
0116	–	–	–	–	–	–	–
0131	–	–	–	–	–	–	–
0133	4,19	–	2,80	4,19	–	–	100,00
0151	3,25	1,08	1,08	3,25	–	–	–
0155	6,78	–	6,78	6,78	–	–	66,67
0161	9,24	–	6,93	6,93	–	–	50,00
0322	2,72	–	–	2,72	–	–	100,00
0600	43,06	1,08	34,44	10,23	–	–	28,75
0810	14,06	–	14,06	12,05	–	–	57,14
0891	10,09	–	9,08	8,08	–	–	60,00
0910	23,75	1,70	20,36	9,33	–	–	64,29
1011	–	–	–	–	–	–	–
1012	15,62	–	–	15,62	–	–	–
1031	9,88	–	9,88	9,88	–	–	100,00
1033	13,65	–	11,55	10,50	–	–	46,15
1052	23,00	–	19,94	21,47	–	–	86,67
1053	4,69	–	4,69	4,69	–	–	100,00
1062	17,05	–	10,23	17,05	–	–	60,00
1064	9,12	–	6,84	9,12	–	–	50,00
1069	4,67	–	4,67	4,67	–	–	–
1071	5,41	1,08	2,17	4,33	–	–	20,00
1081	3,72	–	3,72	2,48	–	–	100,00
1091	2,53	–	1,90	2,53	–	–	75,00
1092	54,31	–	49,69	2,31	–	–	82,98
1094	–	–	–	–	–	–	–
1099	14,71	–	9,81	14,71	–	–	66,67
1113	27,64	–	27,64	2,30	–	–	58,33
1121	12,59	–	10,07	12,59	–	–	40,00
1220	–	–	–	–	–	–	–
1311	1,86	–	1,86	1,86	–	–	100,00
1321	29,82	–	23,74	29,82	–	–	61,11
1330	–	–	–	–	–	–	–
1351	9,63	2,27	6,23	9,06	–	–	64,71
1411	2,95	1,48	1,48	2,95	–	–	50,00
1412	6,42	0,53	4,28	6,42	–	–	83,33
1413	9,98	4,99	–	9,98	–	–	–
1531	16,19	0,59	10,60	16,19	–	–	83,64
1533	7,29	–	4,86	4,25	60,76	83,33	66,67
1622	17,66	–	13,24	15,45	–	–	25,00
1721	11,78	–	11,78	11,78	–	–	33,33
1742	14,88	–	14,88	14,88	–	–	100,00
1813	5,25	2,62	2,62	5,25	–	–	50,00
1921	16,91	1,54	15,37	4,61	–	–	27,27
1931	8,06	–	5,50	8,06	–	–	59,09
2013	43,33	1,14	38,76	27,36	–	–	50,00
2061	–	–	–	–	–	–	–
2063	42,77	–	38,49	42,77	–	–	60,00
2212	–	–	–	–	–	–	–
2222	9,75	–	6,50	9,75	–	–	66,67
2229	18,53	–	12,36	18,53	–	–	–
2320	15,82	–	15,82	10,55	–	–	33,33
2330	5,44	1,09	4,36	5,44	–	–	80,00
2342	3,64	–	2,08	3,64	–	–	64,29
2391	15,26	2,54	12,71	15,26	–	–	66,67
2392	27,63	–	27,63	13,82	–	–	50,00
2511	5,45	–	5,45	5,45	–	–	75,00
2512	16,92	2,82	14,10	16,92	–	–	83,33
2591	70,36	–	62,54	23,45	–	–	55,56
2599	–	–	–	–	–	–	–
2610	–	–	–	–	–	–	–
2622	10,69	–	10,69	10,69	–	–	50,00
2759	9,68	1,21	6,05	9,68	–	–	50,00

Capítulo 74 - Sergipe

74.1 - Indicadores de acidentes do trabalho, segundo a Classificação Nacional de Atividades Econômicas (CNAE), dos estabelecimentos localizados no estado de Sergipe - 2014

(continuação)

CNAE	INDICADORES DE ACIDENTES DO TRABALHO						
	Incidência (por 1.000 vínculos)	Incidência de Doenças Ocupacionais (por 1.000 vínculos)	Incidência de Acidentes Típicos (por 1.000 vínculos)	Incidência de Incapacidade Temporária (por 1.000 vínculos)	Taxa de Mortalidade (por 100.000 vínculos)	Taxa de Letalidade (por 1.000 acidentes)	Acidentalidade para a faixa 16 a 34 anos (por 100 acidentes)
2930	18,83	–	16,48	18,83	235,39	125,00	87,50
2945	8,39	–	4,58	7,63	–	–	81,82
3011	–	–	–	–	–	–	–
3101	8,92	–	6,86	8,92	–	–	69,23
3102	2,40	–	2,40	2,40	–	–	100,00
3104	10,17	–	–	10,17	–	–	50,00
3212	7,98	–	2,66	7,98	–	–	66,67
3240	–	–	–	–	–	–	–
3250	–	–	–	–	–	–	–
3299	–	–	–	–	–	–	–
3314	7,55	–	5,03	2,52	–	–	33,33
3514	29,27	4,18	18,52	27,48	–	–	63,27
3600	17,00	–	12,75	14,88	–	–	16,67
3811	73,38	–	67,67	60,20	–	–	59,28
3839	–	–	–	–	–	–	–
4110	10,55	0,11	9,27	10,12	–	–	49,49
4120	10,91	0,32	8,24	10,00	12,98	11,90	45,24
4211	25,64	–	25,64	21,37	–	–	66,67
4213	8,87	–	8,87	8,87	–	–	–
4221	38,75	–	17,80	37,70	104,73	27,03	43,24
4292	15,81	–	13,83	5,93	–	–	50,00
4299	18,07	–	12,05	6,02	–	–	33,33
4312	5,60	–	5,60	5,60	–	–	–
4313	8,22	–	6,58	4,93	–	–	80,00
4321	13,25	–	9,94	9,94	248,45	187,50	25,00
4322	3,66	–	–	3,66	–	–	100,00
4329	11,19	–	11,19	8,39	–	–	75,00
4330	7,19	–	4,11	7,19	–	–	57,14
4399	12,72	–	7,07	11,31	–	–	44,44
4511	2,34	–	1,88	2,34	–	–	80,00
4520	2,84	–	0,95	2,84	–	–	100,00
4530	2,45	–	1,75	2,45	–	–	100,00
4541	2,58	–	0,86	0,86	–	–	66,67
4617	14,39	9,60	4,80	14,39	–	–	100,00
4623	–	–	–	–	–	–	–
4632	6,54	–	6,54	6,54	–	–	100,00
4633	–	–	–	–	–	–	–
4634	–	–	–	–	–	–	–
4635	18,16	–	11,01	17,61	55,04	30,30	75,76
4637	2,71	–	2,71	2,71	–	–	–
4639	2,83	–	1,41	2,83	–	–	100,00
4641	–	–	–	–	–	–	–
4642	–	–	–	–	–	–	–
4644	2,66	–	2,66	2,66	–	–	–
4645	8,21	–	–	8,21	–	–	100,00
4646	–	–	–	–	–	–	–
4647	8,71	–	–	8,71	–	–	100,00
4649	1,68	–	1,68	1,68	–	–	–
4661	–	–	–	–	–	–	–
4679	36,42	–	24,28	30,35	–	–	66,67
4681	23,86	–	17,89	17,89	–	–	75,00
4686	8,46	–	–	8,46	–	–	50,00
4687	–	–	–	–	–	–	–
4691	2,59	–	2,59	2,59	–	–	50,00
4693	9,50	–	4,07	9,50	–	–	85,71
4711	5,53	0,20	4,12	5,33	–	–	72,73
4712	2,17	0,36	1,81	2,17	–	–	50,00
4713	3,17	–	2,11	2,11	–	–	100,00
4721	–	–	–	–	–	–	–
4722	–	–	–	–	–	–	–
4723	–	–	–	–	–	–	–
4724	–	–	–	–	–	–	–
4729	2,09	–	2,09	2,09	–	–	–
4731	1,78	–	0,30	1,78	–	–	50,00

Capítulo 74 - Sergipe

74.1 - Indicadores de acidentes do trabalho, segundo a Classificação Nacional de Atividades Econômicas (CNAE), dos estabelecimentos localizados no estado de Sergipe - 2014

(continuação)

CNAE	INDICADORES DE ACIDENTES DO TRABALHO						
	Incidência (por 1.000 vínculos)	Incidência de Doenças Ocupacionais (por 1.000 vínculos)	Incidência de Acidentes Típicos (por 1.000 vínculos)	Incidência de Incapacidade Temporária (por 1.000 vínculos)	Taxa de Mortalidade (por 100.000 vínculos)	Taxa de Letalidade (por 1.000 acidentes)	Acidentalidade para a faixa 16 a 34 anos (por 100 acidentes)
4741	–	–	–	–	–	–	–
4742	5,48	–	3,65	5,48	–	–	66,67
4743	8,98	–	8,98	8,98	–	–	–
4744	4,51	0,64	2,15	4,72	21,46	47,62	61,90
4751	5,55	–	3,70	5,55	–	–	66,67
4752	–	–	–	–	–	–	–
4753	5,52	–	2,21	5,52	–	–	80,00
4754	2,34	–	0,67	2,34	–	–	71,43
4755	2,07	–	2,07	2,07	–	–	33,33
4757	13,95	–	4,65	13,95	–	–	66,67
4759	6,77	–	4,51	6,77	–	–	33,33
4761	1,23	–	1,23	1,23	–	–	100,00
4763	5,48	–	3,65	5,48	–	–	100,00
4771	3,30	–	0,99	3,30	32,99	100,00	80,00
4772	3,27	–	2,18	3,27	–	–	66,67
4773	–	–	–	–	–	–	–
4774	2,82	–	–	1,41	–	–	100,00
4781	0,60	0,20	0,40	0,60	–	–	100,00
4782	1,04	–	1,04	1,04	–	–	100,00
4783	–	–	–	–	–	–	–
4784	13,11	–	8,19	13,11	–	–	100,00
4789	1,79	–	–	2,39	–	–	66,67
4921	11,02	0,29	6,09	10,73	–	–	42,11
4922	18,74	–	14,58	18,74	–	–	22,22
4923	–	–	–	–	–	–	–
4929	3,91	–	0,98	2,94	97,87	250,00	25,00
4930	7,49	0,20	4,45	6,27	20,23	27,03	43,24
5111	16,80	–	–	16,80	–	–	100,00
5212	51,70	–	–	51,70	–	–	56,00
5223	16,42	–	10,95	10,95	–	–	33,33
5229	9,80	–	–	9,80	–	–	–
5231	9,72	–	–	9,72	–	–	–
5240	26,92	–	26,92	26,92	–	–	60,00
5310	57,80	4,90	47,02	52,90	–	–	45,76
5320	–	–	–	–	–	–	–
5510	5,35	–	2,86	5,35	–	–	73,33
5590	–	–	–	–	–	–	–
5611	2,45	–	1,51	2,21	–	–	66,67
5612	–	–	–	–	–	–	–
5620	5,33	–	4,00	4,66	–	–	25,00
5822	23,16	–	2,90	23,16	–	–	62,50
5829	7,67	–	7,67	7,67	–	–	100,00
5914	–	–	–	–	–	–	–
6010	8,41	–	2,80	11,21	–	–	33,33
6021	15,08	–	5,03	15,08	–	–	50,00
6110	13,39	–	6,70	3,35	–	–	50,00
6120	7,27	–	–	7,27	–	–	–
6190	3,81	–	3,81	3,81	–	–	100,00
6204	5,88	–	5,88	5,88	–	–	100,00
6209	–	–	–	–	–	–	–
6311	–	–	–	–	–	–	–
6319	–	–	–	–	–	–	–
6421	10,23	3,41	5,11	8,52	–	–	33,33
6422	9,86	3,63	6,23	5,19	–	–	26,32
6423	2,50	1,25	1,25	–	–	–	–
6511	–	–	–	–	–	–	–
6550	3,45	–	–	3,45	–	–	50,00
6613	20,86	–	19,37	11,92	–	–	64,29
6622	6,88	–	6,88	6,88	–	–	–
6810	3,41	–	–	6,82	340,91	1.000,00	–
6821	–	–	–	–	–	–	–
6822	1,81	–	–	1,81	–	–	–
6911	–	–	–	–	–	–	–
6912	–	–	–	–	–	–	–

Capítulo 74 - Sergipe

74.1 - Indicadores de acidentes do trabalho, segundo a Classificação Nacional de Atividades Econômicas (CNAE), dos estabelecimentos localizados no estado de Sergipe - 2014

(conclusão)

CNAE	INDICADORES DE ACIDENTES DO TRABALHO						
	Incidência (por 1.000 vínculos)	Incidência de Doenças Ocupacionais (por 1.000 vínculos)	Incidência de Acidentes Típicos (por 1.000 vínculos)	Incidência de Incapacidade Temporária (por 1.000 vínculos)	Taxa de Mortalidade (por 100.000 vínculos)	Taxa de Letalidade (por 1.000 acidentes)	Acidentalidade para a faixa 16 a 34 anos (por 100 acidentes)
6920	1,98	–	0,66	1,98	–	–	66,67
7020	14,95	–	–	9,97	–	–	33,33
7111	9,76	9,76	–	19,53	–	–	–
7112	25,84	–	14,21	16,80	–	–	65,00
7119	107,58	–	107,58	78,24	–	–	63,64
7120	16,57	–	16,57	8,29	–	–	–
7210	6,72	–	–	6,72	336,04	500,00	50,00
7311	–	–	–	–	–	–	–
7319	–	–	–	–	–	–	–
7420	7,38	–	–	7,38	–	–	–
7490	4,42	–	2,65	4,42	–	–	60,00
7711	4,31	–	1,44	4,31	143,58	333,33	–
7723	7,91	–	–	7,91	–	–	100,00
7731	9,84	–	9,84	9,84	–	–	100,00
7732	4,48	–	4,48	4,48	–	–	50,00
7733	–	–	–	–	–	–	–
7739	5,85	–	5,85	5,85	–	–	50,00
7810	2,27	–	2,27	2,27	–	–	100,00
7820	8,89	–	7,22	7,78	–	–	56,25
7830	11,38	–	–	7,59	–	–	33,33
7911	5,73	–	–	5,73	–	–	66,67
8011	3,06	0,19	0,38	3,06	–	–	37,50
8012	13,19	–	6,98	11,63	–	–	58,82
8111	3,10	–	3,10	3,10	–	–	–
8112	2,25	0,32	0,80	2,09	32,09	142,86	35,71
8121	1,63	–	0,98	1,14	–	–	40,00
8130	11,03	–	11,03	5,52	–	–	–
8211	5,93	0,74	1,48	5,19	–	–	62,50
8219	6,79	–	6,79	6,79	–	–	50,00
8220	4,99	0,40	1,20	4,79	–	–	84,00
8230	–	–	–	–	–	–	–
8291	–	–	–	–	–	–	–
8299	7,78	–	0,86	6,92	–	–	77,78
8411	0,26	0,03	0,21	0,19	–	–	25,00
8412	2,04	–	1,75	1,46	–	–	85,71
8430	–	–	–	–	–	–	–
8511	30,74	–	–	28,38	–	–	53,85
8512	0,76	–	0,38	0,76	–	–	–
8513	0,40	–	0,40	0,40	–	–	50,00
8520	0,49	–	0,49	0,49	–	–	–
8531	2,71	–	2,32	2,71	–	–	42,86
8532	2,95	–	0,98	2,95	–	–	100,00
8541	–	–	–	–	–	–	–
8550	–	–	–	–	–	–	–
8593	–	–	–	–	–	–	–
8599	1,36	–	0,91	1,36	–	–	33,33
8610	28,33	0,15	23,91	8,84	–	–	49,21
8630	3,50	–	2,63	1,75	–	–	50,00
8640	10,50	–	8,22	6,39	–	–	65,22
8650	–	–	–	–	–	–	–
8660	29,30	–	29,30	4,88	–	–	66,67
8690	1,53	–	–	1,53	–	–	–
8711	–	–	–	–	–	–	–
8712	21,05	–	7,02	21,05	–	–	66,67
8800	1,06	–	1,06	1,06	–	–	–
9001	–	–	–	–	–	–	–
9312	–	–	–	–	–	–	–
9313	1,51	–	–	1,51	–	–	–
9321	–	–	–	–	–	–	–
9412	–	–	–	–	–	–	–
9420	–	–	–	–	–	–	–
9430	0,89	–	–	0,89	–	–	50,00
9491	1,20	1,20	–	1,20	–	–	–
9511	–	–	–	–	–	–	–
9521	–	–	–	–	–	–	–
9601	11,38	–	4,55	11,38	–	–	80,00
9602	0,95	–	–	0,95	–	–	100,00
9603	2,34	–	–	2,34	–	–	–
Outros(1)	17,67	0,28	9,96	16,13	14,02	7,94	50,79

Fonte: DATAPREV, CAT, SUB, CNIS.

Notas: 1. Os dados são preliminares, estando sujeitos a correções.
2. As atividades econômicas que apresentam valores zerados para os indicadores são aquelas onde não ocorreram acidentes no período.

(1) Englobam as atividades que possuíam número médio de vínculos no ano menor que 100.

Capítulo 74 - Sergipe

74.2 - Indicadores de acidentes do trabalho, segundo a Classificação Nacional de Atividades Econômicas (CNAE), dos estabelecimentos localizados no estado de Sergipe - 2015

(continua)

CNAE	INDICADORES DE ACIDENTES DO TRABALHO						
	Incidência (por 1.000 vínculos)	Incidência de Doenças Ocupacionais (por 1.000 vínculos)	Incidência de Acidentes Típicos (por 1.000 vínculos)	Incidência de Incapacidade Temporária (por 1.000 vínculos)	Taxa de Mortalidade (por 100.000 vínculos)	Taxa de Letalidade (por 1.000 acidentes)	Acidentalidade para a faixa 16 a 34 anos (por 100 acidentes)
TOTAL	**7,66**	**0,08**	**4,71**	**6,20**	**4,00**	**5,22**	**52,69**
0111	7,63	–	–	7,63	–	–	75,00
0113	5,27	–	4,91	5,62	–	–	53,33
0116	7,56	–	7,56	7,56	–	–	50,00
0131	10,51	5,26	5,26	10,51	–	–	50,00
0133	1,47	–	1,47	1,47	–	–	50,00
0139	–	–	–	–	–	–	–
0151	–	–	–	–	–	–	–
0155	15,65	–	12,80	15,65	–	–	54,55
0161	1,94	–	1,94	0,97	–	–	–
0322	–	–	–	–	–	–	–
0600	43,43	–	40,28	5,66	–	–	28,99
0810	3,84	–	3,84	3,84	–	–	50,00
0891	10,34	–	9,30	8,27	–	–	30,00
0910	16,50	0,87	14,76	2,60	–	–	52,63
1011	–	–	–	–	–	–	–
1012	19,94	–	11,39	17,09	–	–	71,43
1031	6,48	–	6,48	12,95	647,60	1.000,00	–
1033	5,05	–	5,05	4,04	–	–	20,00
1052	19,35	–	16,12	17,73	–	–	75,00
1053	4,15	–	–	4,15	–	–	100,00
1062	8,02	–	8,02	4,01	–	–	50,00
1064	3,67	–	3,67	3,67	–	–	50,00
1069	13,02	–	13,02	13,02	–	–	66,67
1071	4,02	–	2,87	4,02	–	–	57,14
1081	6,39	–	6,39	6,39	–	–	100,00
1091	1,30	–	1,30	1,30	–	–	66,67
1092	11,89	–	10,41	–	–	–	87,50
1094	–	–	–	–	–	–	–
1099	7,84	–	6,27	7,84	–	–	80,00
1113	21,86	–	21,86	4,86	–	–	77,78
1121	2,46	–	2,46	2,46	–	–	100,00
1220	5,82	–	5,82	5,82	–	–	100,00
1311	11,97	–	6,84	11,97	–	–	71,43
1321	31,24	–	23,43	27,77	86,79	27,78	61,11
1330	7,69	–	7,69	7,69	–	–	100,00
1351	7,38	0,98	5,90	7,38	–	–	66,67
1411	1,58	–	1,58	1,58	–	–	100,00
1412	5,47	0,55	4,38	4,93	–	–	50,00
1413	–	–	–	–	–	–	–
1531	16,25	–	10,02	16,25	–	–	86,67
1533	9,60	–	8,53	6,40	–	–	77,78
1622	9,15	–	4,57	9,15	–	–	100,00
1721	13,70	–	13,70	13,70	–	–	33,33
1742	–	–	–	–	–	–	–
1813	3,13	–	3,13	3,13	–	–	–
1921	32,79	1,82	29,15	16,40	–	–	27,78
1931	8,99	–	7,35	8,99	–	–	36,36
2013	48,43	–	46,06	29,53	–	–	63,41
2061	24,27	–	17,34	24,27	–	–	57,14
2063	46,45	–	42,22	46,45	–	–	81,82
2212	6,35	–	6,35	6,35	–	–	100,00
2222	1,67	–	–	1,67	–	–	100,00
2229	13,07	–	13,07	13,07	–	–	–
2319	–	–	–	–	–	–	–
2320	10,85	–	10,85	10,85	–	–	25,00
2330	2,38	–	2,38	2,38	–	–	50,00
2342	3,74	–	2,59	3,74	–	–	76,92
2391	10,38	–	5,19	10,38	–	–	50,00
2392	30,25	–	30,25	22,68	–	–	75,00
2424	–	–	–	–	–	–	–
2511	21,46	–	18,40	19,93	–	–	57,14
2512	5,66	–	5,66	5,66	–	–	50,00
2539	9,54	–	9,54	9,54	–	–	100,00
2591	41,72	–	33,38	8,34	–	–	80,00
2599	–	–	–	–	–	–	–
2622	–	–	–	–	–	–	–
2759	4,19	–	2,80	4,19	–	–	100,00
2930	20,10	–	15,07	20,10	–	–	62,50
2945	3,95	–	2,51	3,95	–	–	90,91
3101	4,04	–	1,61	4,04	–	–	80,00
3102	15,54	–	12,95	15,54	–	–	66,67
3104	–	–	–	–	–	–	–
3212	–	–	–	–	–	–	–
3240	7,92	–	–	7,92	–	–	–
3250	5,40	–	–	5,40	–	–	100,00
3299	4,51	–	4,51	4,51	–	–	–
3314	10,61	–	2,12	12,73	–	–	60,00
3511	30,53	–	18,32	24,43	–	–	20,00
3514	35,88	1,22	29,19	34,67	–	–	69,49
3600	19,79	–	17,53	13,57	56,54	28,57	34,29
3811	49,47	–	44,57	40,65	–	–	63,37
3821	–	–	–	–	–	–	–
4110	9,60	–	8,43	9,02	–	–	63,41
4120	7,11	0,07	5,18	6,90	13,81	19,42	53,40
4211	5,18	–	5,18	–	–	–	–

Capítulo 74 - Sergipe

74.2 - Indicadores de acidentes do trabalho, segundo a Classificação Nacional de Atividades Econômicas (CNAE), dos estabelecimentos localizados no estado de Sergipe - 2015

(continuação)

CNAE	INDICADORES DE ACIDENTES DO TRABALHO						
	Incidência (por 1.000 vínculos)	Incidência de Doenças Ocupacionais (por 1.000 vínculos)	Incidência de Acidentes Típicos (por 1.000 vínculos)	Incidência de Incapacidade Temporária (por 1.000 vínculos)	Taxa de Mortalidade (por 100.000 vínculos)	Taxa de Letalidade (por 1.000 acidentes)	Acidentalidade para a faixa 16 a 34 anos (por 100 acidentes)
4212	7,76	–	7,76	7,76	–	–	–
4213	8,86	–	–	8,86	–	–	–
4221	39,58	–	22,98	39,58	–	–	58,06
4292	19,88	–	17,04	14,20	–	–	57,14
4299	6,46	–	–	6,46	–	–	–
4312	10,83	–	5,42	5,42	–	–	50,00
4313	9,35	–	4,67	7,01	–	–	25,00
4321	18,70	–	11,00	16,50	–	–	52,94
4322	4,42	–	–	4,42	–	–	100,00
4329	15,25	–	7,62	15,25	–	–	50,00
4330	4,13	–	1,03	3,09	–	–	–
4399	27,04	–	18,02	19,53	300,41	111,11	44,44
4511	3,28	–	2,35	3,28	46,91	142,86	85,71
4520	0,93	0,93	–	–	–	–	–
4530	6,31	–	3,51	6,31	–	–	55,56
4541	5,26	–	1,75	4,38	–	–	50,00
4617	8,24	–	–	8,24	–	–	50,00
4623	–	–	–	–	–	–	–
4632	–	–	–	–	–	–	–
4633	–	–	–	–	–	–	–
4634	–	–	–	–	–	–	–
4635	14,58	–	11,34	12,96	–	–	85,19
4637	2,58	–	2,58	2,58	–	–	–
4639	–	–	–	–	–	–	–
4641	7,69	–	–	7,69	–	–	100,00
4642	–	–	–	–	–	–	–
4644	–	–	–	–	–	–	–
4645	7,50	–	–	3,75	–	–	50,00
4646	6,25	–	–	6,25	–	–	50,00
4647	–	–	–	–	–	–	–
4649	–	–	–	–	–	–	–
4661	–	–	–	–	–	–	–
4679	–	–	–	–	–	–	–
4681	18,63	–	18,63	18,63	–	–	66,67
4686	14,30	–	9,53	14,30	–	–	33,33
4687	5,83	–	5,83	5,83	–	–	100,00
4691	4,56	0,51	3,55	4,56	–	–	77,78
4693	10,67	–	8,01	10,67	–	–	75,00
4711	7,65	0,12	5,77	7,53	–	–	60,00
4712	1,77	–	1,42	1,77	–	–	60,00
4713	7,23	–	3,10	5,17	–	–	100,00
4721	2,49	–	2,49	2,49	–	–	50,00
4722	3,02	–	3,02	3,02	–	–	–
4723	–	–	–	–	–	–	–
4724	–	–	–	–	–	–	–
4729	–	–	–	–	–	–	–
4731	4,44	–	2,78	4,44	27,76	62,50	50,00
4741	5,67	–	5,67	5,67	–	–	100,00
4742	–	–	–	–	–	–	–
4743	8,83	–	2,94	8,83	–	–	33,33
4744	3,16	–	2,11	3,16	–	–	60,00
4751	1,41	–	–	1,41	–	–	100,00
4752	–	–	–	–	–	–	–
4753	2,03	–	–	2,03	–	–	–
4754	2,75	0,34	–	2,75	–	–	62,50
4755	–	–	–	–	–	–	–
4757	–	–	–	–	–	–	–
4759	4,29	–	–	4,29	–	–	50,00
4761	1,33	–	1,33	1,33	–	–	–
4763	–	–	–	–	–	–	–
4771	0,93	–	0,31	0,93	–	–	66,67
4772	1,11	–	–	1,11	–	–	–
4773	28,02	–	18,68	18,68	–	–	100,00
4774	1,28	–	–	1,28	–	–	100,00
4781	0,79	–	0,79	0,60	–	–	100,00
4782	1,53	–	–	1,53	–	–	100,00
4783	–	–	–	–	–	–	–
4784	3,11	–	1,55	3,11	–	–	100,00
4789	1,85	–	1,85	2,47	–	–	33,33
4921	12,89	–	8,12	12,33	28,02	21,74	45,65
4922	4,82	–	–	4,82	–	–	–
4923	–	–	–	–	–	–	–
4929	0,93	0,93	–	0,93	–	–	–
4930	5,62	–	3,95	3,95	41,60	74,07	59,26
5111	5,94	–	–	5,94	–	–	100,00
5212	31,58	–	4,21	29,47	–	–	53,33
5223	–	–	–	–	–	–	–
5229	–	–	–	–	–	–	–
5231	9,40	–	9,40	–	–	–	100,00
5239	–	–	–	–	–	–	–
5240	12,21	–	12,21	12,21	–	–	100,00
5310	70,94	2,15	55,89	66,64	–	–	40,91
5320	–	–	–	–	–	–	–
5510	1,81	–	1,45	1,81	–	–	80,00
5590	–	–	–	–	–	–	–
5611	1,39	–	0,81	1,16	–	–	58,33
5620	5,32	–	4,25	3,72	–	–	40,00

Capítulo 74 - Sergipe

74.2 - Indicadores de acidentes do trabalho, segundo a Classificação Nacional de Atividades Econômicas (CNAE), dos estabelecimentos localizados no estado de Sergipe - 2015

(conclusão)

CNAE	INDICADORES DE ACIDENTES DO TRABALHO						
	Incidência (por 1.000 vínculos)	Incidência de Doenças Ocupacionais (por 1.000 vínculos)	Incidência de Acidentes Típicos (por 1.000 vínculos)	Incidência de Incapacidade Temporária (por 1.000 vínculos)	Taxa de Mortalidade (por 100.000 vínculos)	Taxa de Letalidade (por 1.000 acidentes)	Acidentalidade para a faixa 16 a 34 anos (por 100 acidentes)
5822	3,40	–	–	3,40	–	–	100,00
5914	–	–	–	–	–	–	–
6010	6,04	–	3,02	6,04	–	–	–
6021	2,49	–	2,49	2,49	–	–	100,00
6110	6,95	–	6,95	6,95	–	–	50,00
6120	–	–	–	–	–	–	–
6190	3,04	–	3,04	3,04	–	–	100,00
6201	8,17	–	2,72	8,17	–	–	33,33
6209	–	–	–	–	–	–	–
6311	3,46	–	–	3,46	–	–	–
6421	6,95	–	3,48	6,95	–	–	50,00
6422	12,48	3,12	7,28	9,88	52,02	41,67	41,67
6423	7,56	–	2,52	3,78	–	–	33,33
6511	–	–	–	–	–	–	–
6550	4,93	–	1,64	3,29	–	–	33,33
6613	15,89	–	14,44	15,89	–	–	72,73
6622	–	–	–	–	–	–	–
6810	10,20	–	7,65	10,20	–	–	50,00
6821	–	–	–	–	–	–	–
6822	–	–	–	–	–	–	–
6911	–	–	–	–	–	–	–
6912	–	–	–	–	–	–	–
6920	0,62	–	0,62	0,62	–	–	–
7020	18,38	–	3,68	18,38	–	–	60,00
7112	16,48	–	11,54	13,18	164,79	100,00	50,00
7119	6,72	–	6,72	6,72	–	–	–
7120	–	–	–	–	–	–	–
7210	14,05	–	14,05	11,24	–	–	20,00
7220	–	–	–	–	–	–	–
7311	13,51	–	10,81	13,51	–	–	20,00
7319	–	–	–	–	–	–	–
7420	–	–	–	–	–	–	–
7490	1,47	–	1,47	–	–	–	100,00
7711	4,29	–	1,43	4,29	–	–	33,33
7723	–	–	–	–	–	–	–
7731	19,12	–	19,12	9,56	–	–	50,00
7732	8,45	–	4,23	6,34	–	–	75,00
7733	–	–	–	–	–	–	–
7739	10,02	–	6,68	10,02	–	–	33,33
7810	2,78	–	2,78	2,78	–	–	100,00
7820	6,65	–	2,22	5,54	–	–	58,33
7830	3,30	–	1,65	3,30	–	–	–
7911	–	–	–	–	–	–	–
8011	3,30	–	1,28	3,30	–	–	50,00
8012	15,14	–	6,49	15,14	–	–	47,62
8020	16,37	–	8,19	16,37	–	–	50,00
8111	2,53	–	2,53	2,53	–	–	100,00
8112	2,54	–	1,79	2,09	–	–	47,06
8121	1,90	–	1,59	1,11	–	–	41,67
8129	–	–	–	–	–	–	–
8130	4,29	–	4,29	4,29	–	–	–
8211	–	–	–	–	–	–	–
8219	–	–	–	–	–	–	–
8220	2,43	–	0,20	2,43	–	–	66,67
8230	–	–	–	–	–	–	–
8291	–	–	–	–	–	–	–
8299	8,12	–	4,64	2,32	–	–	57,14
8411	0,15	0,03	0,10	0,13	–	–	–
8412	2,94	–	2,94	1,34	–	–	81,82
8424	–	–	–	–	–	–	–
8430	–	–	–	–	–	–	–
8511	17,00	–	–	17,00	–	–	33,33
8512	0,34	–	0,34	0,34	–	–	100,00
8513	0,20	–	0,20	0,20	–	–	–
8520	0,87	–	0,87	0,87	–	–	100,00
8531	9,77	–	4,19	8,37	–	–	71,43
8532	2,07	–	1,38	2,07	–	–	66,67
8550	16,37	–	16,37	16,37	–	–	–
8593	–	–	–	–	–	–	–
8599	1,40	–	1,40	1,40	–	–	33,33
8610	24,96	0,15	20,75	9,94	–	–	49,42
8630	3,07	0,38	1,92	2,30	–	–	62,50
8640	10,43	–	9,07	4,53	–	–	60,87
8650	–	–	–	–	–	–	–
8660	27,26	–	27,26	13,63	–	–	16,67
8690	–	–	–	–	–	–	–
8711	–	–	–	–	–	–	–
8712	16,96	–	5,65	16,96	–	–	66,67
8800	6,46	–	5,53	6,46	–	–	14,29
9001	–	–	–	–	–	–	–
9312	3,21	–	3,21	3,21	–	–	100,00
9313	–	–	–	–	–	–	–
9321	–	–	–	–	–	–	–
9411	–	–	–	–	–	–	–
9412	–	–	–	–	–	–	–
9420	2,45	–	2,45	2,45	–	–	–
9430	0,99	–	–	0,99	–	–	50,00
9491	1,16	–	–	1,16	–	–	100,00
9499	8,62	–	8,62	8,62	–	–	100,00
9511	3,97	–	3,97	3,97	–	–	100,00
9521	–	–	–	–	–	–	–
9529	–	–	–	–	–	–	–
9601	14,53	–	7,26	9,69	–	–	50,00
9602	0,96	–	0,96	0,96	–	–	–
9603	–	–	–	–	–	–	–
9609	–	–	–	–	–	–	–
9700	–	–	–	–	–	–	–
Outros(1)	12,00	0,28	7,81	9,77	–	–	58,14

Fonte: DATAPREV, CAT, SUB, CNIS.

Notas: 1. Os dados são preliminares, estando sujeitos a correções.
2. As atividades econômicas que apresentam valores zerados para os indicadores são aquelas onde não ocorreram acidentes no período.

(1) Englobam as atividades que possuíam número médio de vínculos no ano menor que 100.

Capítulo 75 - Bahia

75.1 - Indicadores de acidentes do trabalho, segundo a Classificação Nacional de Atividades Econômicas (CNAE), dos estabelecimentos localizados no estado da Bahia - 2014

(continua)

CNAE	INDICADORES DE ACIDENTES DO TRABALHO						
	Incidência (por 1.000 vínculos)	Incidência de Doenças Ocupacionais (por 1.000 vínculos)	Incidência de Acidentes Típicos (por 1.000 vínculos)	Incidência de Incapacidade Temporária (por 1.000 vínculos)	Taxa de Mortalidade (por 100.000 vínculos)	Taxa de Letalidade (por 1.000 acidentes)	Acidentalidade para a faixa 16 a 34 anos (por 100 acidentes)
TOTAL	**10,43**	**0,47**	**4,85**	**8,94**	**5,52**	**5,29**	**46,16**
0111	51,07	–	14,40	51,07	65,47	12,82	42,31
0112	39,12	–	25,56	39,65	–	–	56,00
0113	13,61	–	7,42	13,61	–	–	45,45
0114	20,88	0,61	12,90	21,49	–	–	47,06
0115	19,63	0,29	16,41	20,51	58,59	29,85	62,69
0116	5,48	–	5,48	5,48	–	–	100,00
0119	7,24	–	6,86	7,24	–	–	68,42
0121	18,33	1,22	1,22	18,33	–	–	46,67
0122	–	–	–	–	–	–	–
0131	5,78	1,45	1,45	5,78	–	–	50,00
0132	12,55	–	11,60	12,55	–	–	52,83
0133	12,40	–	11,02	12,17	–	–	63,89
0134	7,85	–	5,09	7,00	21,21	27,03	43,24
0135	7,68	–	7,02	7,46	–	–	57,14
0139	28,04	–	22,24	14,50	–	–	44,83
0141	40,96	–	32,34	40,96	–	–	57,89
0142	9,13	–	9,13	9,13	–	–	–
0151	6,40	0,18	4,96	6,40	18,03	28,17	36,62
0153	–	–	–	–	–	–	–
0154	–	–	–	–	–	–	–
0155	14,44	–	11,56	10,32	–	–	45,71
0159	9,77	–	9,77	9,77	–	–	66,67
0161	10,64	0,69	7,86	9,25	–	–	50,00
0162	7,41	–	7,41	7,41	–	–	50,00
0163	2,84	–	–	2,84	–	–	100,00
0210	12,33	–	9,59	10,14	–	–	62,22
0230	16,45	0,19	14,18	6,62	–	–	54,02
0321	13,26	–	13,26	13,26	–	–	66,67
0322	3,74	–	–	3,74	–	–	–
0600	24,59	0,25	21,55	10,40	–	–	27,84
0710	35,79	5,11	20,45	35,79	–	–	57,14
0724	28,20	2,62	22,29	7,21	–	–	62,79
0725	94,44	–	84,32	20,24	–	–	53,57
0729	27,44	0,30	26,85	13,57	–	–	53,76
0810	9,91	0,29	7,58	10,20	29,15	29,41	35,29
0891	11,51	–	7,67	7,67	–	–	33,33
0893	–	–	–	–	–	–	–
0899	19,62	–	17,72	10,13	–	–	64,52
0910	24,29	1,66	19,87	9,94	–	–	59,09
0990	5,94	–	–	5,94	–	–	100,00
1011	15,08	0,31	12,88	15,08	–	–	56,25
1012	19,89	0,35	8,02	16,75	34,89	17,54	64,91
1013	47,26	–	47,26	40,90	–	–	65,38
1020	12,07	–	2,41	12,07	–	–	60,00
1031	3,45	–	1,72	3,45	–	–	100,00
1032	6,90	–	4,60	6,90	–	–	100,00
1033	4,13	–	3,31	4,96	82,68	200,00	60,00
1041	16,82	–	11,77	9,25	84,10	50,00	60,00
1042	35,42	2,53	30,36	32,89	–	–	78,57
1051	3,71	–	3,71	3,71	–	–	–
1052	6,13	1,02	3,06	5,79	–	–	44,44
1053	4,02	–	4,02	4,02	–	–	75,00
1062	22,10	1,43	18,18	19,96	–	–	67,74
1064	17,70	–	11,06	13,27	–	–	62,50
1065	–	–	–	–	–	–	–
1066	15,48	0,81	12,22	14,67	–	–	36,84
1069	4,87	2,44	–	4,87	–	–	50,00
1071	36,35	0,46	33,59	38,65	–	–	56,96
1081	7,44	5,32	1,06	9,57	–	–	57,14
1091	10,71	0,68	7,75	10,26	–	–	53,19
1092	10,66	2,42	5,33	7,75	48,44	45,45	50,00
1093	29,25	2,25	23,25	25,50	–	–	46,15
1094	2,13	–	2,13	2,13	–	–	50,00
1095	7,80	–	7,80	7,80	–	–	50,00
1096	12,35	–	8,23	8,23	–	–	33,33
1099	19,66	16,19	3,08	17,73	–	–	64,71
1112	15,38	–	15,38	15,38	–	–	66,67
1113	36,96	0,46	30,12	21,45	–	–	69,14
1121	13,45	–	8,65	12,49	–	–	78,57
1122	44,73	0,32	39,02	38,06	–	–	63,83
1220	–	–	–	–	–	–	–
1311	13,52	–	13,52	13,52	–	–	42,86
1312	15,36	–	13,74	15,36	–	–	68,42
1313	14,78	–	14,78	14,78	–	–	–
1321	1,27	–	1,27	1,27	–	–	100,00
1322	5,72	–	5,72	5,72	–	–	100,00
1323	30,86	1,00	28,87	30,86	–	–	77,42
1330	–	–	–	–	–	–	–
1340	4,65	–	4,65	4,65	–	–	75,00
1351	17,09	–	1,01	17,09	–	–	58,82
1352	6,54	–	3,27	6,54	–	–	50,00
1354	5,55	–	5,55	5,55	–	–	20,00
1359	0,87	–	–	0,87	–	–	100,00
1411	0,93	–	–	0,93	–	–	100,00

Capítulo 75 - Bahia

75.1 - Indicadores de acidentes do trabalho, segundo a Classificação Nacional de Atividades Econômicas (CNAE), dos estabelecimentos localizados no estado da Bahia - 2014

(continuação)

CNAE	INDICADORES DE ACIDENTES DO TRABALHO						
	Incidência (por 1.000 vínculos)	Incidência de Doenças Ocupacionais (por 1.000 vínculos)	Incidência de Acidentes Típicos (por 1.000 vínculos)	Incidência de Incapacidade Temporária (por 1.000 vínculos)	Taxa de Mortalidade (por 100.000 vínculos)	Taxa de Letalidade (por 1.000 acidentes)	Acidentalidade para a faixa 16 a 34 anos (por 100 acidentes)
1412	4,23	0,36	1,69	3,99	–	–	62,86
1413	3,98	–	1,33	3,31	–	–	83,33
1414	2,71	–	2,71	2,71	–	–	–
1421	8,17	0,34	6,12	8,17	–	–	79,17
1422	6,20	–	3,10	3,10	–	–	50,00
1510	43,08	5,69	36,58	35,76	–	–	67,92
1521	2,87	–	–	2,87	–	–	50,00
1529	1,98	0,99	0,99	1,98	–	–	100,00
1531	5,59	0,13	3,41	4,33	–	–	83,46
1533	6,68	–	6,68	6,68	–	–	100,00
1539	3,85	–	1,28	2,57	–	–	33,33
1540	7,33	–	7,33	7,33	–	–	50,00
1610	43,76	–	37,03	38,72	–	–	69,23
1622	17,03	–	13,44	16,13	–	–	36,84
1623	6,84	–	6,84	6,84	–	–	80,00
1629	7,92	–	5,28	7,92	–	–	66,67
1710	28,35	–	25,32	13,61	–	–	46,67
1721	16,14	1,35	12,11	16,14	–	–	75,00
1731	7,16	–	3,58	7,16	–	–	75,00
1732	13,53	–	9,02	13,53	–	–	33,33
1733	14,76	–	14,76	12,49	–	–	53,85
1741	30,21	–	10,99	30,21	–	–	45,45
1742	21,85	1,21	14,57	18,21	–	–	72,22
1749	3,83	–	–	3,83	–	–	100,00
1811	8,34	–	4,76	4,76	–	–	85,71
1812	43,93	–	7,32	43,93	–	–	50,00
1813	3,86	–	1,45	3,38	–	–	75,00
1821	4,58	–	2,29	4,58	–	–	50,00
1921	14,54	–	13,21	4,40	–	–	27,27
1931	25,54	–	21,89	24,44	36,48	14,29	60,00
1932	93,44	4,45	66,74	80,09	–	–	80,95
2013	32,71	–	28,30	15,10	–	–	42,31
2014	7,35	–	7,35	7,35	–	–	50,00
2019	29,96	2,85	25,68	11,41	–	–	38,10
2021	15,78	–	13,28	1,66	–	–	47,37
2022	35,29	–	28,76	14,38	–	–	55,56
2029	17,59	–	14,29	6,60	–	–	50,00
2031	17,94	–	16,45	5,98	–	–	58,33
2040	40,05	–	24,48	17,80	–	–	72,22
2051	18,14	–	12,09	–	–	–	33,33
2061	14,01	0,78	10,12	14,01	–	–	83,33
2062	3,82	–	3,82	2,55	–	–	66,67
2063	13,50	–	9,53	11,12	–	–	70,59
2071	49,88	24,94	17,81	46,32	–	–	50,00
2073	5,48	–	5,48	5,48	–	–	100,00
2099	27,79	0,66	25,81	10,59	–	–	47,62
2121	9,58	–	1,20	9,58	–	–	25,00
2122	12,05	–	6,02	12,05	–	–	100,00
2211	32,35	2,12	25,97	14,40	–	–	69,34
2212	2,58	–	2,58	2,58	–	–	100,00
2219	51,24	1,75	22,71	40,76	–	–	56,82
2221	28,93	–	26,30	26,30	–	–	63,64
2222	28,50	0,23	26,63	27,80	–	–	63,11
2223	64,64	2,39	59,86	35,91	–	–	66,67
2229	14,88	0,37	12,68	11,76	–	–	62,96
2311	11,66	–	–	11,66	–	–	33,33
2319	8,42	–	8,42	8,42	–	–	60,00
2320	47,01	–	47,01	23,51	–	–	50,00
2330	13,77	0,31	12,54	12,24	15,30	11,11	66,67
2341	5,48	–	5,48	5,48	–	–	–
2342	8,27	0,12	6,75	8,15	23,28	28,17	61,97
2349	8,60	–	8,60	6,45	–	–	75,00
2391	3,97	–	1,77	3,97	–	–	55,56
2392	–	–	–	–	–	–	–
2399	24,45	–	24,45	24,45	–	–	25,00
2412	29,34	1,09	26,62	7,06	–	–	53,70
2423	23,33	3,33	20,00	23,33	–	–	50,00
2424	16,51	1,65	1,65	16,51	–	–	40,00
2441	18,28	–	18,28	18,28	–	–	100,00
2443	42,59	1,15	37,99	11,51	–	–	67,57
2451	8,49	–	–	8,49	–	–	–
2511	41,23	1,04	33,40	35,49	–	–	64,56
2512	11,76	0,39	8,23	11,37	–	–	73,33
2513	40,74	2,26	31,69	31,69	–	–	55,56
2521	35,44	–	26,58	35,44	–	–	50,00
2531	–	–	–	–	–	–	–
2539	53,83	2,99	47,84	47,84	–	–	61,11
2542	36,41	1,26	29,51	31,39	–	–	51,72
2591	22,50	4,09	16,36	12,27	–	–	63,64
2592	9,30	–	2,32	9,30	–	–	75,00
2593	6,45	1,61	3,23	6,45	–	–	75,00
2599	16,31	1,72	14,59	12,88	–	–	63,16
2610	–	–	–	–	–	–	–
2621	1,93	–	0,96	1,93	–	–	–
2622	14,91	4,97	9,94	14,91	–	–	100,00

Capítulo 75 - Bahia

75.1 - Indicadores de acidentes do trabalho, segundo a Classificação Nacional de Atividades Econômicas (CNAE), dos estabelecimentos localizados no estado da Bahia - 2014

(continuação)

CNAE	INDICADORES DE ACIDENTES DO TRABALHO						
	Incidência (por 1.000 vínculos)	Incidência de Doenças Ocupacionais (por 1.000 vínculos)	Incidência de Acidentes Típicos (por 1.000 vínculos)	Incidência de Incapacidade Temporária (por 1.000 vínculos)	Taxa de Mortalidade (por 100.000 vínculos)	Taxa de Letalidade (por 1.000 acidentes)	Acidentalidade para a faixa 16 a 34 anos (por 100 acidentes)
2631	–	–	–	–	–	–	–
2640	3,60	1,80	1,80	3,60	–	–	50,00
2710	12,54	–	8,96	3,58	–	–	71,43
2731	26,75	4,46	8,92	22,29	–	–	50,00
2733	9,51	–	9,51	9,51	–	–	100,00
2740	8,26	–	4,13	8,26	–	–	25,00
2751	21,73	–	5,43	21,73	–	–	25,00
2759	5,89	0,79	3,14	5,89	–	–	60,00
2790	11,20	1,40	8,40	7,00	–	–	25,00
2812	16,45	–	–	16,45	–	–	50,00
2813	13,23	–	8,82	17,63	–	–	–
2823	7,40	7,40	–	7,40	–	–	100,00
2829	29,68	–	24,73	29,68	–	–	16,67
2833	11,11	–	11,11	11,11	–	–	100,00
2851	16,67	–	16,67	11,11	–	–	55,56
2869	8,37	–	4,19	8,37	–	–	50,00
2910	17,44	1,36	11,55	7,25	–	–	42,86
2930	6,20	–	4,65	6,20	–	–	50,00
2943	38,74	9,69	29,06	38,74	–	–	75,00
2949	30,31	6,52	20,21	19,88	32,60	10,75	64,52
2950	–	–	–	–	–	–	–
3011	13,46	–	12,62	9,81	–	–	50,00
3092	7,75	–	7,75	7,75	–	–	–
3099	8,33	–	8,33	8,33	–	–	100,00
3101	5,83	–	4,31	5,83	–	–	43,48
3102	11,24	–	11,24	11,24	–	–	57,14
3103	6,32	–	6,32	6,32	–	–	33,33
3104	4,78	–	4,31	5,26	47,84	100,00	70,00
3250	6,06	–	2,43	4,85	–	–	100,00
3291	95,81	–	–	95,81	–	–	58,33
3292	9,29	2,32	4,65	9,29	–	–	37,50
3299	1,91	–	1,91	1,91	–	–	–
3311	12,21	–	12,21	12,21	–	–	75,00
3312	3,44	–	–	3,44	–	–	50,00
3313	8,64	–	5,76	8,64	–	–	66,67
3314	9,72	0,26	8,41	6,83	–	–	54,05
3317	20,24	–	15,18	20,24	–	–	75,00
3319	10,46	–	4,18	4,18	–	–	100,00
3321	3,75	–	3,75	3,75	–	–	33,33
3329	17,74	–	4,43	17,74	–	–	75,00
3512	1,75	–	1,75	–	–	–	–
3514	20,07	2,06	12,35	14,93	–	–	43,59
3520	19,91	–	11,95	15,93	–	–	40,00
3530	3,29	–	3,29	–	–	–	–
3600	12,48	0,43	9,47	10,90	–	–	44,83
3702	4,39	–	4,39	1,46	–	–	33,33
3811	20,14	0,31	17,10	15,63	–	–	51,56
3812	11,71	3,90	7,81	11,71	–	–	66,67
3821	17,25	–	8,63	17,25	–	–	66,67
3822	18,00	–	18,00	3,00	–	–	66,67
3831	4,76	2,38	2,38	4,76	–	–	–
3832	4,11	–	4,11	4,11	–	–	50,00
3839	9,62	–	5,77	9,62	–	–	60,00
4110	12,83	0,28	11,05	12,64	9,36	7,30	48,91
4120	6,72	0,11	5,54	6,28	10,99	16,36	49,08
4211	12,71	–	11,35	7,21	21,42	16,85	48,31
4212	16,31	–	12,63	7,89	52,63	32,26	58,06
4213	2,41	0,48	1,44	1,92	–	–	40,00
4221	67,13	0,11	15,12	66,70	64,34	9,58	23,16
4222	8,39	0,38	6,67	6,29	–	–	50,00
4291	11,69	–	10,92	6,51	–	–	55,74
4292	12,44	–	10,22	7,33	22,22	17,86	44,64
4299	10,76	0,44	9,55	7,69	–	–	50,00
4311	5,72	–	5,72	5,72	–	–	–
4312	7,02	–	5,61	5,61	–	–	60,00
4313	7,87	–	6,72	5,57	19,20	24,39	48,78
4321	10,88	0,50	7,03	10,38	16,74	15,38	53,85
4322	3,77	0,29	2,61	2,61	–	–	76,92
4329	6,58	0,26	3,42	3,16	52,67	80,00	40,00
4330	3,66	0,24	2,60	3,66	–	–	38,71
4391	12,23	–	10,30	9,66	64,39	52,63	36,84
4399	6,96	0,36	5,16	5,76	–	–	44,83
4511	5,23	0,08	3,84	4,84	7,68	14,71	63,24
4512	10,71	–	–	10,71	–	–	–
4520	4,31	0,25	3,33	3,94	–	–	60,00
4530	4,28	0,32	2,67	4,12	5,35	12,50	63,75
4541	3,26	–	1,03	3,09	–	–	57,89
4543	8,05	–	–	8,05	–	–	100,00
4613	–	–	–	–	–	–	–
4614	3,54	–	–	3,54	–	–	–
4615	–	–	–	–	–	–	–
4616	–	–	–	–	–	–	–
4617	1,58	–	1,58	1,58	158,37	1.000,00	100,00
4618	2,92	–	2,92	2,92	–	–	100,00
4619	4,35	2,17	2,17	4,35	–	–	50,00

Capítulo 75 - Bahia

75.1 - Indicadores de acidentes do trabalho, segundo a Classificação Nacional de Atividades Econômicas (CNAE), dos estabelecimentos localizados no estado da Bahia - 2014

(continuação)

CNAE	INDICADORES DE ACIDENTES DO TRABALHO						
	Incidência (por 1.000 vínculos)	Incidência de Doenças Ocupacionais (por 1.000 vínculos)	Incidência de Acidentes Típicos (por 1.000 vínculos)	Incidência de Incapacidade Temporária (por 1.000 vínculos)	Taxa de Mortalidade (por 100.000 vínculos)	Taxa de Letalidade (por 1.000 acidentes)	Acidentalidade para a faixa 16 a 34 anos (por 100 acidentes)
4621	6,96	–	6,96	6,96	–	–	–
4622	6,87	–	6,87	6,87	–	–	–
4623	3,10	–	2,58	3,10	–	–	33,33
4631	6,73	2,69	2,69	9,42	–	–	40,00
4632	8,52	–	3,59	8,07	–	–	63,16
4633	4,31	–	3,23	3,95	35,94	83,33	75,00
4634	7,19	0,42	6,35	7,19	–	–	58,82
4635	19,79	–	13,98	17,31	21,51	10,87	65,76
4636	7,62	0,85	5,08	6,77	–	–	11,11
4637	4,23	0,47	2,35	4,23	–	–	66,67
4639	5,84	0,46	3,98	5,65	18,53	31,75	68,25
4641	7,13	–	2,38	7,13	–	–	100,00
4642	2,50	–	–	2,50	–	–	–
4643	–	–	–	–	–	–	–
4644	5,70	0,32	3,49	5,70	–	–	77,78
4645	2,93	0,73	1,46	2,20	–	–	75,00
4646	6,36	0,85	3,82	5,09	–	–	73,33
4647	4,66	–	2,80	4,66	–	–	40,00
4649	8,69	–	6,71	8,20	–	–	77,14
4651	–	–	–	–	–	–	–
4652	23,66	–	18,40	23,66	–	–	88,89
4661	6,53	–	4,66	4,66	–	–	71,43
4662	28,51	2,59	20,73	25,92	259,18	90,91	63,64
4663	8,52	–	2,84	8,52	–	–	–
4664	–	–	–	–	–	–	–
4665	25,35	–	25,35	25,35	–	–	60,00
4669	16,81	1,40	9,81	14,01	–	–	66,67
4671	5,17	–	5,17	5,17	–	–	100,00
4672	5,87	–	4,41	4,41	73,42	125,00	75,00
4673	6,10	–	6,10	1,22	–	–	100,00
4674	5,54	–	5,54	8,31	276,88	500,00	–
4679	4,77	–	2,98	4,77	–	–	50,00
4681	4,63	0,58	2,32	4,05	–	–	12,50
4682	36,42	–	32,58	34,50	–	–	84,21
4683	5,14	–	1,28	5,14	–	–	50,00
4684	2,82	–	2,82	1,41	–	–	100,00
4685	13,43	–	13,43	13,43	–	–	50,00
4686	–	–	–	–	–	–	–
4687	5,17	–	3,45	4,31	–	–	50,00
4689	3,89	–	1,30	3,89	–	–	66,67
4691	12,68	1,12	9,69	12,68	–	–	55,88
4693	5,78	–	3,04	5,17	–	–	78,95
4711	5,54	0,45	3,85	5,24	2,48	4,48	55,16
4712	1,61	0,12	1,01	1,64	12,18	75,47	71,70
4713	2,94	0,13	1,60	2,54	–	–	86,36
4721	1,53	0,08	0,84	1,53	–	–	40,00
4722	2,46	–	1,64	2,46	–	–	66,67
4723	3,49	1,27	0,95	3,49	–	–	81,82
4724	1,89	–	1,51	1,89	–	–	80,00
4729	2,29	0,31	1,07	2,29	–	–	66,67
4731	2,74	0,20	1,27	2,84	10,14	37,04	61,11
4732	1,49	–	–	1,49	–	–	100,00
4741	4,63	–	2,78	4,63	–	–	100,00
4742	6,88	–	4,24	6,35	–	–	38,46
4743	1,90	–	1,43	1,90	–	–	75,00
4744	3,34	0,25	2,22	3,29	2,74	8,20	55,74
4751	4,43	–	2,08	4,17	–	–	82,35
4752	2,72	0,30	1,81	2,41	–	–	88,89
4753	3,45	0,19	2,05	3,45	–	–	56,76
4754	1,74	0,06	1,02	1,68	–	–	65,52
4755	1,62	0,11	0,65	1,51	–	–	40,00
4756	2,83	–	–	2,83	–	–	100,00
4757	4,01	–	2,40	4,01	–	–	80,00
4759	3,16	–	1,21	3,16	24,30	76,92	53,85
4761	0,63	–	0,21	0,63	–	–	66,67
4762	–	–	–	–	–	–	–
4763	3,93	–	2,25	3,93	–	–	85,71
4771	1,35	–	0,68	1,31	–	–	78,57
4772	2,01	0,33	0,50	2,01	–	–	50,00
4773	1,74	–	1,74	1,74	–	–	–
4774	1,49	–	1,06	1,49	–	–	42,86
4781	2,03	0,06	1,06	1,79	–	–	85,07
4782	1,38	0,08	0,57	1,38	–	–	82,35
4783	–	–	–	–	–	–	–
4784	7,53	–	5,34	6,32	24,30	32,26	51,61
4785	16,97	–	5,66	16,97	–	–	33,33
4789	1,86	0,06	0,96	1,80	–	–	51,61
4911	7,67	–	5,76	1,92	–	–	50,00
4912	21,66	–	17,72	19,69	–	–	27,27
4921	4,62	0,14	3,17	4,48	3,45	7,46	38,06
4922	6,05	0,33	4,91	5,89	32,72	54,05	43,24
4923	4,08	1,48	1,48	4,08	–	–	18,18
4924	3,84	–	1,92	3,84	–	–	50,00
4929	6,76	–	5,07	5,07	–	–	83,33
4930	11,08	0,24	8,18	8,96	48,90	44,12	43,38

Capítulo 75 - Bahia

75.1 - Indicadores de acidentes do trabalho, segundo a Classificação Nacional de Atividades Econômicas (CNAE), dos estabelecimentos localizados no estado da Bahia - 2014

(continuação)

CNAE	INDICADORES DE ACIDENTES DO TRABALHO						
	Incidência (por 1.000 vínculos)	Incidência de Doenças Ocupacionais (por 1.000 vínculos)	Incidência de Acidentes Típicos (por 1.000 vínculos)	Incidência de Incapacidade Temporária (por 1.000 vínculos)	Taxa de Mortalidade (por 100.000 vínculos)	Taxa de Letalidade (por 1.000 acidentes)	Acidentalidade para a faixa 16 a 34 anos (por 100 acidentes)
4940	13,26	–	9,94	3,31	–	–	–
5011	–	–	–	–	–	–	–
5022	2,69	–	2,69	2,69	–	–	100,00
5030	14,02	–	7,55	14,02	–	–	23,08
5091	22,87	–	16,34	22,87	–	–	42,86
5111	32,04	0,70	9,06	30,65	–	–	45,65
5112	19,31	–	–	19,31	–	–	33,33
5211	14,76	–	9,57	12,57	27,33	18,52	44,44
5212	15,55	–	1,07	15,55	–	–	48,28
5221	21,60	–	15,33	21,60	–	–	61,29
5222	–	–	–	–	–	–	–
5223	1,04	–	0,52	1,04	–	–	100,00
5229	6,91	–	1,97	6,91	–	–	85,71
5231	10,12	0,53	7,99	8,53	–	–	21,05
5232	38,28	–	12,76	31,90	–	–	66,67
5240	14,10	2,94	6,46	12,34	–	–	37,50
5250	7,50	–	7,06	6,62	–	–	76,47
5310	51,28	4,63	38,54	37,22	16,54	3,23	34,84
5320	5,01	–	2,50	5,01	–	–	25,00
5510	4,40	0,20	3,38	4,26	–	–	52,31
5590	–	–	–	–	–	–	–
5611	2,69	0,15	1,79	2,62	3,66	13,61	68,03
5612	7,49	–	7,49	7,49	–	–	100,00
5620	8,31	0,10	6,75	5,96	–	–	45,88
5822	2,75	–	2,75	2,75	–	–	–
5829	2,95	–	2,95	4,43	–	–	–
5911	6,60	–	3,30	6,60	–	–	100,00
5914	2,01	–	2,01	2,01	–	–	100,00
6010	1,97	0,66	–	1,97	–	–	100,00
6021	9,21	1,15	5,18	6,33	–	–	25,00
6110	9,52	0,43	8,65	8,22	43,27	45,45	45,45
6120	15,59	1,42	9,92	15,59	141,71	90,91	63,64
6130	–	–	–	–	–	–	–
6141	15,69	–	12,56	15,69	–	–	80,00
6190	12,74	3,71	5,84	12,74	–	–	75,00
6201	47,51	–	–	47,51	–	–	35,09
6202	3,56	–	–	1,78	–	–	50,00
6203	9,72	2,43	2,43	9,72	–	–	75,00
6204	3,43	1,37	0,69	4,12	–	–	40,00
6209	3,70	–	1,39	3,24	–	–	37,50
6311	5,48	0,55	1,64	5,48	–	–	50,00
6319	–	–	–	–	–	–	–
6399	–	–	–	–	–	–	–
6421	13,25	5,07	6,77	11,28	–	–	27,66
6422	19,02	13,95	3,41	20,97	–	–	35,90
6423	3,23	0,40	2,02	2,43	–	–	37,50
6424	1,14	–	1,14	1,14	–	–	–
6434	8,55	–	8,55	8,55	–	–	–
6436	25,25	–	16,83	25,25	–	–	100,00
6462	11,20	–	7,00	11,20	–	–	25,00
6463	–	–	–	–	–	–	–
6493	–	–	–	–	–	–	–
6511	4,34	–	4,34	4,34	–	–	–
6512	4,85	–	2,43	4,85	–	–	50,00
6541	–	–	–	–	–	–	–
6550	9,28	–	4,18	5,57	–	–	40,00
6619	–	–	–	–	–	–	–
6622	0,71	–	–	0,71	–	–	100,00
6810	40,24	37,07	2,71	40,24	–	–	50,56
6821	0,80	–	0,80	0,80	–	–	100,00
6822	2,35	0,34	1,68	2,35	–	–	28,57
6911	0,73	–	–	0,73	–	–	–
6912	1,61	–	1,61	1,61	–	–	–
6920	2,18	–	0,69	1,88	–	–	68,18
7020	6,93	0,45	2,01	6,04	–	–	64,52
7111	3,08	–	–	3,08	–	–	–
7112	3,93	0,09	3,14	3,05	4,36	11,11	43,33
7119	26,31	1,38	18,00	18,69	207,70	78,95	57,89
7120	5,73	–	3,82	4,77	–	–	50,00
7210	3,13	–	1,34	1,79	–	–	71,43
7220	8,76	–	–	8,76	–	–	66,67
7311	1,73	–	0,87	1,73	–	–	50,00
7312	3,07	–	3,07	3,07	–	–	–
7319	6,52	–	4,08	6,52	–	–	75,00
7320	2,09	–	–	2,09	–	–	–
7420	9,18	–	1,84	9,18	–	–	80,00
7490	10,95	4,98	3,98	9,46	–	–	54,55
7500	1,25	–	1,25	1,25	–	–	100,00
7711	3,50	–	2,15	3,23	26,90	76,92	53,85
7719	5,80	–	5,80	3,87	–	–	33,33
7721	–	–	–	–	–	–	–
7723	2,07	–	–	2,07	–	–	–
7729	10,75	–	5,38	10,75	268,82	250,00	75,00
7731	4,25	–	4,25	4,25	–	–	–
7732	9,93	0,28	7,72	9,65	55,16	55,56	38,89

Capítulo 75 - Bahia

75.1 - Indicadores de acidentes do trabalho, segundo a Classificação Nacional de Atividades Econômicas (CNAE), dos estabelecimentos localizados no estado da Bahia - 2014

(conclusão)

CNAE	INDICADORES DE ACIDENTES DO TRABALHO						
	Incidência (por 1.000 vínculos)	Incidência de Doenças Ocupacionais (por 1.000 vínculos)	Incidência de Acidentes Típicos (por 1.000 vínculos)	Incidência de Incapacidade Temporária (por 1.000 vínculos)	Taxa de Mortalidade (por 100.000 vínculos)	Taxa de Letalidade (por 1.000 acidentes)	Acidentalidade para a faixa 16 a 34 anos (por 100 acidentes)
7733	8,12	–	4,06	8,12	–	–	50,00
7739	9,46	–	7,19	8,70	37,85	40,00	56,00
7810	1,17	–	0,78	1,30	–	–	66,67
7820	1,29	0,08	0,57	1,13	4,04	31,25	68,75
7830	4,17	–	2,59	3,74	–	–	41,38
7911	1,31	–	0,52	1,57	–	–	60,00
7990	–	–	–	–	–	–	–
8011	2,48	0,06	0,71	2,33	9,31	37,50	46,25
8012	14,65	0,21	11,14	14,85	82,52	56,34	49,30
8111	3,65	–	1,83	3,65	–	–	41,67
8112	2,53	0,04	2,01	2,42	–	–	39,13
8121	3,82	0,16	1,87	3,66	–	–	32,65
8122	3,46	–	1,73	3,46	–	–	50,00
8129	3,25	–	2,03	2,03	–	–	50,00
8130	9,80	–	1,78	8,91	–	–	72,73
8211	2,69	–	1,58	2,21	–	–	47,06
8219	4,23	0,25	1,00	3,74	–	–	41,18
8220	2,03	0,30	1,00	1,85	–	–	80,60
8230	1,16	–	0,58	1,16	–	–	100,00
8291	1,76	–	–	1,32	–	–	75,00
8292	43,10	3,92	39,18	43,10	–	–	54,55
8299	2,21	0,18	1,16	1,89	7,25	32,79	68,85
8411	0,68	0,04	0,48	0,41	0,30	4,33	33,77
8412	3,06	–	1,43	2,65	–	–	33,33
8413	–	–	–	–	–	–	–
8422	–	–	–	–	–	–	–
8423	1,25	–	0,94	0,94	–	–	100,00
8424	35,82	1,00	34,83	12,94	–	–	30,56
8430	18,60	–	18,60	18,60	–	–	50,00
8511	114,29	–	–	114,29	–	–	32,00
8512	1,12	0,26	0,43	1,03	–	–	38,46
8513	1,98	0,10	1,06	1,59	–	–	39,02
8520	2,25	0,60	1,50	1,95	–	–	46,67
8531	2,08	0,14	0,86	2,01	–	–	37,93
8532	4,86	–	3,32	3,98	–	–	59,09
8533	–	–	–	–	–	–	–
8541	3,94	–	3,28	3,28	–	–	66,67
8550	–	–	–	–	–	–	–
8591	5,59	–	–	5,59	–	–	100,00
8592	–	–	–	–	–	–	–
8593	2,29	–	1,14	2,29	–	–	50,00
8599	5,03	0,34	2,43	4,78	–	–	46,67
8610	26,23	1,10	20,91	15,37	5,23	1,99	47,64
8630	3,33	0,07	1,91	2,27	–	–	65,96
8640	5,63	–	4,69	2,81	–	–	61,67
8650	0,95	–	0,95	0,48	–	–	50,00
8660	34,38	–	28,80	18,12	–	–	59,46
8690	6,33	0,30	4,83	5,13	–	–	42,86
8711	13,00	–	11,92	13,00	–	–	66,67
8712	2,38	–	2,38	2,38	–	–	100,00
8720	9,70	3,23	3,23	9,70	–	–	66,67
8730	1,93	–	–	1,93	–	–	100,00
8800	4,04	–	3,59	3,59	–	–	44,44
9001	1,80	–	1,80	1,80	–	–	–
9101	6,09	3,04	3,04	9,13	–	–	100,00
9312	2,27	0,45	1,81	2,27	–	–	40,00
9313	1,14	–	0,29	1,14	–	–	75,00
9319	–	–	–	–	–	–	–
9321	3,52	–	3,52	–	–	–	100,00
9329	4,24	–	2,83	4,24	–	–	100,00
9411	1,32	–	1,32	1,32	–	–	–
9412	4,04	–	4,04	4,04	–	–	–
9420	4,76	1,02	2,04	4,76	–	–	28,57
9430	14,51	0,06	12,05	6,81	–	–	46,09
9491	3,76	0,33	2,78	3,27	–	–	34,78
9492	271,73	–	–	271,73	–	–	18,92
9493	2,73	–	2,73	2,73	–	–	100,00
9499	10,37	0,49	6,42	10,37	–	–	80,95
9511	6,56	1,54	3,86	6,56	–	–	41,18
9512	9,35	–	6,23	9,35	–	–	100,00
9521	1,54	–	–	1,54	–	–	–
9529	–	–	–	–	–	–	–
9601	6,08	0,47	5,15	5,15	–	–	61,54
9602	0,14	–	–	0,14	–	–	100,00
9603	2,85	0,57	1,71	2,85	–	–	20,00
9609	1,46	1,46	–	1,46	–	–	100,00
9700	10,73	–	10,73	5,36	–	–	–
Outros(1)	82,93	34,62	31,51	37,11	20,73	2,50	49,00

Fonte: DATAPREV, CAT, SUB, CNIS.

Notas: 1. Os dados são preliminares, estando sujeitos a correções.
2. As atividades econômicas que apresentam valores zerados para os indicadores são aquelas onde não ocorreram acidentes no período.

(1) Englobam as atividades que possuíam número médio de vínculos no ano menor que 100.

Capítulo 75 - Bahia

75.2 - Indicadores de acidentes do trabalho, segundo a Classificação Nacional de Atividades Econômicas (CNAE), dos estabelecimentos localizados no estado da Bahia - 2015

(continua)

CNAE	INDICADORES DE ACIDENTES DO TRABALHO						
	Incidência (por 1.000 vínculos)	Incidência de Doenças Ocupacionais (por 1.000 vínculos)	Incidência de Acidentes Típicos (por 1.000 vínculos)	Incidência de Incapacidade Temporária (por 1.000 vínculos)	Taxa de Mortalidade (por 100.000 vínculos)	Taxa de Letalidade (por 1.000 acidentes)	Acidentalidade para a faixa 16 a 34 anos (por 100 acidentes)
TOTAL	**8,60**	**0,28**	**4,32**	**7,22**	**4,45**	**5,17**	**44,97**
0111	12,26	–	4,63	12,72	46,26	37,74	49,06
0112	12,40	0,28	7,33	12,40	–	–	68,18
0113	9,12	–	6,08	9,12	–	–	50,00
0114	16,75	–	7,82	16,75	–	–	20,00
0115	8,39	0,16	6,74	7,89	49,33	58,82	68,63
0116	–	–	–	–	–	–	–
0119	12,97	–	12,62	13,32	35,05	27,03	67,57
0121	12,57	0,79	3,14	12,57	–	–	68,75
0122	4,60	–	4,60	4,60	–	–	–
0131	3,67	–	2,45	3,67	–	–	–
0132	8,13	0,20	6,74	8,13	19,82	24,39	56,10
0133	9,78	0,10	8,69	9,68	–	–	55,56
0134	3,19	–	2,61	3,19	–	–	63,64
0135	5,19	0,38	4,30	5,19	12,65	24,39	53,66
0139	6,70	–	5,45	6,70	–	–	75,00
0141	73,45	1,79	53,75	69,87	–	–	46,34
0151	2,59	–	2,13	2,59	–	–	36,00
0152	5,29	–	5,29	5,29	–	–	–
0153	5,81	–	2,90	5,81	–	–	–
0154	–	–	–	–	–	–	–
0155	8,30	0,61	5,84	7,68	61,45	74,07	37,04
0159	2,40	–	2,40	2,40	–	–	100,00
0161	5,39	0,24	3,92	3,92	–	–	59,09
0162	10,88	–	9,52	10,88	–	–	37,50
0163	2,77	–	–	2,77	–	–	–
0210	13,39	0,87	11,35	9,02	–	–	47,83
0220	4,71	–	–	4,71	–	–	–
0230	20,99	0,19	11,56	7,51	19,26	9,17	42,20
0321	51,39	–	42,83	51,39	–	–	55,56
0322	–	–	–	–	–	–	–
0600	29,27	2,02	21,70	11,61	–	–	37,93
0710	6,18	–	6,18	6,18	–	–	–
0724	28,08	0,78	27,30	8,58	–	–	50,00
0725	87,28	–	71,12	3,23	–	–	48,15
0729	24,51	–	22,23	10,83	–	–	50,00
0810	8,76	–	8,18	7,30	–	–	50,00
0891	4,91	–	4,91	4,91	–	–	100,00
0899	14,76	–	13,47	7,06	–	–	65,22
0910	16,84	0,56	14,03	8,42	–	–	43,33
0990	4,29	–	4,29	4,29	–	–	100,00
1011	13,12	0,32	11,20	13,12	–	–	65,85
1012	11,52	0,31	6,23	8,40	–	–	64,86
1013	32,98	0,94	31,10	29,21	–	–	62,86
1020	8,91	–	8,91	8,91	–	–	60,00
1031	4,62	1,54	1,54	4,62	–	–	–
1032	–	–	–	–	–	–	–
1033	2,02	1,01	1,01	2,02	–	–	50,00
1041	11,53	–	9,06	8,24	–	–	57,14
1042	40,06	–	33,90	36,98	–	–	53,85
1051	11,57	–	11,57	11,57	–	–	100,00
1052	5,39	0,77	3,08	5,01	38,50	71,43	35,71
1053	5,68	–	4,73	5,68	–	–	66,67
1062	21,05	1,45	17,78	15,97	–	–	53,45
1064	12,83	–	6,41	12,83	–	–	66,67
1065	36,12	–	28,90	36,12	–	–	80,00
1066	12,36	0,77	7,73	11,59	–	–	43,75
1069	2,77	2,77	–	–	–	–	–
1071	24,65	–	23,67	24,89	–	–	62,38
1081	8,46	–	7,40	6,34	–	–	50,00
1091	2,96	–	2,09	3,04	8,70	29,41	52,94
1092	9,37	1,56	5,72	7,81	–	–	50,00
1093	29,96	2,92	24,11	21,92	–	–	43,90
1094	8,92	–	7,44	8,92	–	–	66,67
1095	–	–	–	–	–	–	–
1096	17,81	–	17,81	5,94	–	–	33,33
1099	17,07	11,84	4,53	15,68	–	–	65,31
1112	11,22	–	5,61	11,22	–	–	–
1113	25,29	0,48	21,00	12,88	–	–	67,92
1121	24,98	–	17,30	24,02	–	–	65,38
1122	34,60	2,35	25,53	28,89	–	–	58,25
1220	–	–	–	–	–	–	–
1311	14,92	–	14,92	14,92	–	–	14,29
1312	7,57	–	6,88	6,19	–	–	27,27
1313	36,36	–	36,36	36,36	–	–	20,00
1321	1,36	–	1,36	1,36	–	–	–
1322	5,90	–	5,90	5,90	–	–	–
1323	20,42	–	18,85	20,42	–	–	76,92
1330	16,14	–	16,14	16,14	–	–	100,00
1340	10,43	–	8,70	10,43	–	–	83,33
1351	15,88	–	5,95	15,88	–	–	25,00
1352	–	–	–	–	–	–	–
1353	17,61	–	17,61	17,61	–	–	–
1354	8,18	–	7,01	8,18	–	–	42,86

Capítulo 75 - Bahia

75.2 - Indicadores de acidentes do trabalho, segundo a Classificação Nacional de Atividades Econômicas (CNAE), dos estabelecimentos localizados no estado da Bahia - 2015

(continuação)

CNAE	INDICADORES DE ACIDENTES DO TRABALHO						
	Incidência (por 1.000 vínculos)	Incidência de Doenças Ocupacionais (por 1.000 vínculos)	Incidência de Acidentes Típicos (por 1.000 vínculos)	Incidência de Incapacidade Temporária (por 1.000 vínculos)	Taxa de Mortalidade (por 100.000 vínculos)	Taxa de Letalidade (por 1.000 acidentes)	Acidentalidade para a faixa 16 a 34 anos (por 100 acidentes)
1359	5,87	–	1,96	5,87	–	–	100,00
1411	0,95	–	0,95	0,95	–	–	–
1412	2,14	–	1,20	2,01	–	–	75,00
1413	1,45	–	0,72	1,45	–	–	50,00
1414	11,75	2,94	–	11,75	–	–	50,00
1421	5,40	0,83	2,91	4,99	–	–	53,85
1422	3,31	3,31	–	3,31	–	–	–
1510	21,63	5,90	13,76	21,63	–	–	54,55
1521	1,57	–	–	1,57	–	–	–
1529	0,93	–	0,93	0,93	–	–	–
1531	5,45	0,09	3,03	4,82	–	–	76,23
1532	–	–	–	–	–	–	–
1533	5,21	–	5,21	3,48	–	–	66,67
1539	3,66	–	–	3,66	–	–	100,00
1540	6,73	–	6,73	6,73	–	–	50,00
1610	30,73	–	16,27	23,50	–	–	47,06
1622	8,99	–	6,99	8,99	–	–	44,44
1623	5,71	–	5,71	5,71	142,64	250,00	50,00
1629	13,39	–	13,39	13,39	–	–	60,00
1710	20,12	–	19,39	6,95	–	–	65,45
1721	18,21	–	14,00	16,80	–	–	30,77
1731	9,93	–	1,99	9,93	–	–	40,00
1732	–	–	–	–	–	–	–
1733	20,80	–	17,13	20,80	–	–	70,59
1741	5,98	–	–	5,98	–	–	50,00
1742	11,23	–	11,23	8,99	–	–	60,00
1749	16,92	–	4,23	16,92	–	–	50,00
1811	9,67	1,93	3,87	5,80	–	–	20,00
1813	3,71	–	1,06	2,65	–	–	71,43
1821	4,33	–	–	4,33	–	–	50,00
1822	1,98	–	–	1,98	–	–	100,00
1921	13,45	0,29	10,82	7,60	–	–	52,17
1931	15,29	–	12,87	15,29	–	–	65,79
1932	120,79	–	99,97	58,31	–	–	72,41
2013	21,70	–	20,15	14,98	–	–	50,00
2014	14,90	–	11,17	14,90	–	–	50,00
2019	41,14	2,94	35,26	10,29	–	–	46,43
2021	14,85	–	14,85	1,75	–	–	35,29
2022	38,23	–	35,29	10,29	–	–	50,00
2029	24,51	1,17	19,84	5,83	–	–	52,38
2031	19,48	–	14,99	8,99	–	–	30,77
2040	37,05	–	27,79	16,21	–	–	31,25
2051	23,89	–	23,89	11,95	–	–	75,00
2061	10,79	–	7,71	9,25	–	–	71,43
2062	18,65	–	18,65	14,92	–	–	53,33
2063	9,46	–	8,00	7,27	–	–	53,85
2071	10,81	7,21	3,60	3,60	–	–	16,67
2073	16,63	–	16,63	11,09	–	–	33,33
2091	15,02	–	3,76	15,02	–	–	75,00
2092	–	–	–	–	–	–	–
2099	27,48	–	24,21	11,12	–	–	73,81
2121	10,46	–	8,13	10,46	–	–	55,56
2122	–	–	–	–	–	–	–
2211	33,21	2,69	26,13	14,17	–	–	61,76
2212	2,54	–	2,54	2,54	–	–	50,00
2219	37,08	2,56	6,39	35,80	–	–	39,66
2221	17,86	–	16,49	13,74	–	–	53,85
2222	16,70	0,40	13,88	15,09	–	–	67,47
2223	44,75	–	42,11	18,43	–	–	76,47
2229	14,13	0,39	12,39	12,00	–	–	57,53
2311	19,65	–	12,50	19,65	–	–	81,82
2319	11,86	–	8,47	11,86	–	–	100,00
2320	36,82	–	36,82	22,09	–	–	60,00
2330	11,06	–	10,28	8,88	–	–	61,97
2341	–	–	–	–	–	–	–
2342	6,27	–	5,77	6,27	12,29	19,61	72,55
2349	7,63	–	7,63	7,63	–	–	100,00
2391	5,38	–	4,03	5,38	–	–	50,00
2392	9,13	–	4,57	9,13	–	–	50,00
2399	10,53	–	10,53	10,53	–	–	75,00
2412	22,42	2,36	19,47	5,90	–	–	52,63
2424	8,53	–	5,12	6,82	–	–	40,00
2441	7,22	–	7,22	7,22	–	–	50,00
2443	54,29	2,01	49,27	20,11	–	–	70,37
2511	22,12	0,98	17,20	17,69	–	–	42,22
2512	9,63	0,42	7,95	8,79	–	–	65,22
2513	11,41	1,90	9,51	7,61	–	–	33,33
2521	40,10	–	34,37	40,10	–	–	71,43
2539	2,91	–	2,91	2,91	–	–	25,00
2542	15,63	1,36	12,91	14,95	–	–	43,48
2591	18,69	2,08	10,38	6,23	–	–	66,67
2592	2,33	–	2,33	2,33	–	–	100,00
2593	12,97	–	11,12	12,97	–	–	57,14
2599	9,70	0,65	8,41	8,41	–	–	60,00
2610	–	–	–	–	–	–	–
2621	3,27	–	3,27	3,27	–	–	100,00

Capítulo 75 - Bahia

75.2 - Indicadores de acidentes do trabalho, segundo a Classificação Nacional de Atividades Econômicas (CNAE), dos estabelecimentos localizados no estado da Bahia - 2015

(continuação)

CNAE	INDICADORES DE ACIDENTES DO TRABALHO						
	Incidência (por 1.000 vínculos)	Incidência de Doenças Ocupacionais (por 1.000 vínculos)	Incidência de Acidentes Típicos (por 1.000 vínculos)	Incidência de Incapacidade Temporária (por 1.000 vínculos)	Taxa de Mortalidade (por 100.000 vínculos)	Taxa de Letalidade (por 1.000 acidentes)	Acidentalidade para a faixa 16 a 34 anos (por 100 acidentes)
2622	4,94	–	4,94	4,94	–	–	–
2631	15,79	–	15,79	15,79	–	–	100,00
2640	4,68	2,34	–	4,68	–	–	50,00
2710	27,53	–	27,53	15,73	–	–	42,86
2731	47,35	–	36,83	10,52	–	–	66,67
2733	50,42	–	50,42	50,42	–	–	66,67
2740	7,22	–	7,22	7,22	–	–	33,33
2751	15,06	–	–	15,06	–	–	66,67
2759	2,02	0,81	0,81	2,02	–	–	40,00
2790	11,91	3,97	7,94	7,94	–	–	16,67
2811	54,02	–	43,22	36,74	–	–	76,00
2823	22,21	–	14,81	22,21	–	–	33,33
2829	22,17	–	22,17	14,78	–	–	33,33
2833	21,00	–	14,00	21,00	–	–	33,33
2840	–	–	–	–	–	–	–
2851	14,27	–	12,68	14,27	–	–	77,78
2869	34,45	–	34,45	34,45	574,16	166,67	66,67
2910	9,96	1,70	5,72	3,18	–	–	36,17
2930	13,77	–	8,60	13,77	–	–	62,50
2949	18,46	4,18	13,59	12,54	–	–	49,06
2950	4,07	–	4,07	4,07	–	–	100,00
3011	22,54	1,02	17,41	16,39	–	–	59,09
3092	7,13	–	7,13	7,13	–	–	100,00
3101	5,52	0,53	4,20	5,25	–	–	47,62
3102	18,02	–	16,38	18,02	–	–	72,73
3103	4,30	–	2,15	4,30	–	–	50,00
3104	4,71	–	3,53	4,71	–	–	62,50
3212	–	–	–	–	–	–	–
3250	4,98	–	3,73	4,98	–	–	25,00
3291	34,26	–	–	34,26	–	–	50,00
3292	2,49	–	2,49	2,49	–	–	100,00
3299	2,77	–	1,84	2,77	–	–	33,33
3311	19,34	–	12,90	16,12	–	–	33,33
3312	1,77	–	–	–	–	–	–
3313	10,76	–	8,37	9,57	–	–	66,67
3314	8,10	0,51	6,08	5,32	25,31	31,25	43,75
3317	5,01	–	5,01	5,01	–	–	–
3319	1,78	–	1,78	–	–	–	100,00
3321	11,97	–	7,48	10,47	149,59	125,00	50,00
3329	16,21	–	10,81	16,21	–	–	66,67
3511	43,27	–	40,09	22,32	–	–	35,79
3512	8,10	1,62	3,24	8,10	–	–	20,00
3514	13,76	0,51	9,18	11,22	50,98	37,04	48,15
3520	16,58	–	16,58	16,58	–	–	25,00
3600	13,32	0,43	10,06	11,05	14,17	10,64	41,49
3702	13,14	–	11,68	7,30	–	–	55,56
3811	16,55	–	13,65	12,04	21,49	12,99	55,19
3812	–	–	–	–	–	–	–
3821	24,29	–	21,25	21,25	303,57	125,00	62,50
3822	5,86	–	5,86	2,93	–	–	50,00
3831	8,46	–	8,46	8,46	–	–	100,00
3832	9,74	2,44	7,31	7,31	–	–	50,00
3839	6,25	–	6,25	6,25	–	–	100,00
3900	–	–	–	–	–	–	–
4110	6,11	0,18	5,49	6,20	17,70	28,99	36,23
4120	6,26	0,18	5,24	5,74	6,37	10,18	48,85
4211	20,28	0,15	18,27	7,46	7,46	3,68	50,37
4212	12,41	1,13	11,28	7,90	–	–	63,64
4213	2,20	–	1,76	1,76	–	–	40,00
4221	47,58	0,09	14,86	46,81	17,09	3,59	28,19
4222	10,20	0,20	7,46	8,83	–	–	26,92
4291	8,06	–	7,05	6,05	–	–	12,50
4292	6,85	0,51	6,09	4,32	–	–	40,74
4299	10,08	0,23	8,49	7,47	11,32	11,24	38,20
4311	9,32	–	4,66	4,66	–	–	50,00
4312	16,31	–	13,05	16,31	–	–	60,00
4313	4,77	0,24	3,34	4,29	47,71	100,00	35,00
4321	11,92	–	8,81	10,27	36,69	30,77	53,85
4322	4,84	–	2,26	4,52	–	–	86,67
4329	3,88	0,26	2,59	2,33	25,89	66,67	73,33
4330	3,04	0,30	1,97	3,04	–	–	55,00
4391	5,10	–	4,63	3,71	–	–	36,36
4399	5,97	0,27	4,48	5,16	–	–	61,36
4511	4,78	0,08	2,80	4,37	–	–	55,17
4512	17,34	–	6,93	17,34	–	–	40,00
4520	3,39	–	2,18	3,15	–	–	64,29
4530	3,00	0,16	1,61	3,00	–	–	57,14
4541	2,30	–	1,42	2,48	–	–	46,15
4543	12,64	–	–	12,64	–	–	100,00
4613	5,14	–	5,14	5,14	–	–	100,00
4614	–	–	–	–	–	–	–
4615	–	–	–	–	–	–	–
4616	–	–	–	–	–	–	–
4617	4,09	–	4,09	4,09	–	–	66,67
4618	–	–	–	–	–	–	–
4619	–	–	–	–	–	–	–

Capítulo 75 - Bahia

75.2 - Indicadores de acidentes do trabalho, segundo a Classificação Nacional de Atividades Econômicas (CNAE), dos estabelecimentos localizados no estado da Bahia - 2015

(continuação)

CNAE	INDICADORES DE ACIDENTES DO TRABALHO						
	Incidência (por 1.000 vínculos)	Incidência de Doenças Ocupacionais (por 1.000 vínculos)	Incidência de Acidentes Típicos (por 1.000 vínculos)	Incidência de Incapacidade Temporária (por 1.000 vínculos)	Taxa de Mortalidade (por 100.000 vínculos)	Taxa de Letalidade (por 1.000 acidentes)	Acidentalidade para a faixa 16 a 34 anos (por 100 acidentes)
4621	18,23	–	–	18,23	–	–	–
4622	5,84	–	5,84	5,84	–	–	100,00
4623	6,08	0,55	5,53	7,19	–	–	81,82
4631	4,33	1,44	1,44	2,89	–	–	33,33
4632	4,69	–	1,88	4,69	–	–	70,00
4633	2,72	0,34	1,70	2,72	–	–	62,50
4634	4,26	0,43	3,83	4,26	–	–	70,00
4635	22,00	0,32	15,37	20,32	21,06	9,57	67,46
4636	4,26	–	2,56	5,11	85,25	200,00	60,00
4637	4,16	–	1,56	3,64	–	–	37,50
4639	3,28	0,25	2,44	3,20	–	–	64,10
4641	11,05	–	8,29	5,52	–	–	75,00
4642	–	–	–	–	–	–	–
4643	–	–	–	–	–	–	–
4644	3,91	0,36	2,49	3,56	–	–	72,73
4645	1,49	0,75	–	1,49	–	–	50,00
4646	5,08	0,42	2,97	4,24	42,36	83,33	50,00
4647	1,05	–	–	1,05	–	–	100,00
4649	9,37	0,55	5,79	9,37	–	–	64,71
4651	–	–	–	–	–	–	–
4652	9,60	–	4,80	9,60	–	–	75,00
4661	10,69	–	4,86	7,77	–	–	81,82
4662	11,24	–	6,75	9,00	–	–	60,00
4663	6,13	–	6,13	6,13	–	–	100,00
4664	8,90	–	8,90	8,90	–	–	–
4665	18,14	–	12,09	18,14	–	–	66,67
4669	5,62	–	1,87	1,87	–	–	33,33
4671	5,51	–	5,51	5,51	–	–	100,00
4672	11,10	–	8,14	10,36	–	–	66,67
4673	3,82	–	3,82	2,55	–	–	66,67
4674	–	–	–	–	–	–	–
4679	1,77	–	1,77	1,18	–	–	100,00
4681	6,06	–	4,04	5,38	–	–	33,33
4682	31,75	1,38	27,61	31,75	138,06	43,48	73,91
4683	2,34	–	2,34	2,34	–	–	50,00
4684	14,71	–	14,71	11,03	–	–	–
4685	13,44	–	13,44	13,44	671,89	500,00	50,00
4686	–	–	–	–	–	–	–
4687	9,91	–	8,11	9,91	–	–	27,27
4689	6,96	–	1,74	5,22	–	–	100,00
4691	8,68	–	6,31	8,29	–	–	63,64
4693	7,26	–	5,28	6,93	–	–	36,36
4711	5,77	0,22	4,11	5,57	2,48	4,29	51,93
4712	1,35	0,15	0,78	1,32	3,00	22,22	64,44
4713	4,70	0,15	2,43	2,58	–	–	70,97
4721	2,35	–	1,63	2,17	–	–	53,85
4722	2,78	0,28	1,67	2,78	–	–	30,00
4723	4,96	0,33	0,66	4,96	–	–	86,67
4724	1,08	–	0,36	1,08	–	–	66,67
4729	1,42	0,14	1,00	1,28	–	–	60,00
4731	1,72	–	0,64	1,52	14,71	85,71	57,14
4732	2,69	–	2,69	2,69	–	–	100,00
4741	0,91	–	–	0,91	–	–	100,00
4742	3,11	–	1,55	3,11	–	–	16,67
4743	2,81	0,47	1,88	2,81	–	–	16,67
4744	2,64	0,08	2,01	2,46	10,56	40,00	54,00
4751	1,99	0,14	1,14	1,85	14,23	71,43	85,71
4752	1,55	–	0,93	1,55	–	–	100,00
4753	3,90	0,10	2,57	3,90	–	–	53,66
4754	1,80	–	0,75	1,80	–	–	58,62
4755	0,78	0,11	0,22	0,78	–	–	71,43
4756	3,05	–	3,05	3,05	–	–	100,00
4757	2,44	–	2,44	2,44	–	–	66,67
4759	1,58	–	0,79	1,58	–	–	83,33
4761	1,51	0,43	0,65	1,51	–	–	71,43
4762	–	–	–	–	–	–	–
4763	1,70	–	0,57	1,70	–	–	100,00
4771	0,84	0,05	0,42	0,84	–	–	72,22
4772	0,86	–	0,34	0,86	–	–	80,00
4773	–	–	–	–	–	–	–
4774	1,46	0,21	1,04	1,46	–	–	57,14
4781	1,68	0,12	0,90	1,62	3,11	18,52	70,37
4782	1,19	0,08	0,72	1,19	–	–	60,00
4783	–	–	–	–	–	–	–
4784	6,42	0,25	4,69	5,68	–	–	57,69
4785	–	–	–	–	–	–	–
4789	1,26	0,19	0,38	1,20	–	–	40,00
4911	6,10	–	6,10	2,03	–	–	100,00
4912	23,24	–	14,68	20,79	–	–	78,95
4921	3,20	0,18	1,80	3,16	3,60	11,24	38,20
4922	4,68	0,33	3,51	4,51	50,14	107,14	42,86
4923	2,30	0,46	–	2,30	–	–	40,00
4924	2,98	–	2,98	2,98	–	–	50,00
4929	5,57	–	2,78	5,01	–	–	60,00
4930	8,14	0,14	5,81	6,85	24,66	30,30	46,13
4940	40,06	–	36,72	13,35	–	–	50,00

Capítulo 75 - Bahia

75.2 - Indicadores de acidentes do trabalho, segundo a Classificação Nacional de Atividades Econômicas (CNAE), dos estabelecimentos localizados no estado da Bahia - 2015

(continuação)

CNAE	INDICADORES DE ACIDENTES DO TRABALHO						
	Incidência (por 1.000 vínculos)	Incidência de Doenças Ocupacionais (por 1.000 vínculos)	Incidência de Acidentes Típicos (por 1.000 vínculos)	Incidência de Incapacidade Temporária (por 1.000 vínculos)	Taxa de Mortalidade (por 100.000 vínculos)	Taxa de Letalidade (por 1.000 acidentes)	Acidentalidade para a faixa 16 a 34 anos (por 100 acidentes)
5022	22,37	1,32	18,42	19,74	–	–	17,65
5030	30,57	–	16,30	30,57	–	–	26,67
5091	30,77	–	27,35	20,51	–	–	44,44
5111	21,66	–	10,48	21,66	–	–	48,39
5112	9,14	–	–	9,14	–	–	–
5211	9,75	0,56	5,29	9,47	27,85	28,57	45,71
5212	14,09	0,49	5,83	13,12	–	–	58,62
5221	14,62	0,73	10,96	13,89	–	–	70,00
5222	6,95	–	5,21	6,95	–	–	50,00
5223	3,41	0,49	0,49	2,93	–	–	100,00
5229	6,04	–	0,86	6,04	–	–	71,43
5231	17,87	–	15,57	14,99	–	–	35,48
5232	–	–	–	–	–	–	–
5239	13,88	–	13,88	13,88	–	–	–
5240	10,54	1,24	7,44	9,92	–	–	41,18
5250	7,78	–	4,38	7,30	–	–	75,00
5310	58,94	1,74	49,90	41,55	–	–	31,86
5320	5,35	–	2,67	5,35	–	–	37,50
5510	4,45	0,10	3,85	4,32	–	–	49,25
5590	3,78	–	2,52	3,78	–	–	33,33
5611	2,28	0,09	1,53	2,13	1,84	8,06	61,29
5612	–	–	–	–	–	–	–
5620	9,53	0,29	7,49	6,81	–	–	41,84
5822	2,61	–	2,61	2,61	–	–	66,67
5829	3,31	–	1,66	1,66	–	–	–
5911	2,92	–	2,92	–	–	–	–
5914	4,37	–	4,37	4,37	–	–	100,00
6010	2,57	–	1,28	1,93	–	–	25,00
6021	10,89	–	9,08	3,63	–	–	55,56
6110	9,69	–	8,01	9,27	–	–	47,83
6120	10,06	1,12	3,35	10,06	–	–	44,44
6141	6,96	–	–	6,96	–	–	–
6190	5,64	0,51	2,05	5,13	51,26	90,91	63,64
6201	26,51	–	–	25,96	–	–	25,00
6202	–	–	–	–	–	–	–
6203	5,00	–	2,50	–	–	–	50,00
6204	1,46	–	0,73	1,46	–	–	50,00
6209	4,47	0,50	2,98	3,98	–	–	55,56
6311	4,24	0,85	–	4,24	–	–	20,00
6319	4,68	–	–	4,68	–	–	–
6399	2,79	–	–	2,79	–	–	100,00
6421	5,47	1,73	2,59	5,19	–	–	10,53
6422	17,16	9,60	5,92	15,32	–	–	33,33
6423	4,75	2,27	1,45	3,10	–	–	30,43
6424	1,04	–	–	1,04	–	–	100,00
6434	4,04	4,04	–	4,04	–	–	–
6436	32,92	–	16,46	32,92	–	–	75,00
6462	3,60	–	3,60	–	–	–	33,33
6463	–	–	–	–	–	–	–
6493	–	–	–	–	–	–	–
6511	7,33	–	–	7,33	–	–	100,00
6512	2,28	–	2,28	2,28	–	–	–
6541	8,46	–	8,46	8,46	–	–	–
6550	10,67	–	6,22	4,89	–	–	29,17
6619	–	–	–	–	–	–	–
6621	–	–	–	–	–	–	–
6622	1,87	–	1,25	1,87	–	–	–
6810	4,02	0,40	3,21	4,42	–	–	60,00
6821	0,93	–	0,93	0,93	–	–	–
6822	2,78	–	1,54	2,47	–	–	66,67
6911	0,63	0,32	–	0,63	–	–	–
6912	1,36	1,36	–	1,36	–	–	–
6920	1,85	0,18	0,83	1,66	–	–	55,00
7020	6,24	0,30	1,78	5,05	–	–	47,62
7111	7,87	–	5,25	7,87	–	–	33,33
7112	7,43	0,06	5,67	5,85	–	–	40,16
7119	8,92	–	7,55	3,43	–	–	53,85
7120	5,96	1,19	2,38	1,19	–	–	60,00
7210	2,36	–	1,89	2,36	–	–	–
7220	3,49	–	–	3,49	–	–	–
7311	1,01	–	–	1,01	–	–	–
7312	2,73	–	2,73	2,73	–	–	–
7319	4,09	–	2,34	4,09	–	–	100,00
7320	3,70	–	1,85	3,70	185,10	500,00	50,00
7410	–	–	–	–	–	–	–
7420	8,56	–	–	8,56	–	–	40,00
7490	6,59	0,60	4,79	5,39	–	–	54,55
7500	–	–	–	–	–	–	–
7711	3,20	0,46	1,37	3,20	22,85	71,43	35,71
7719	1,10	–	1,10	1,10	–	–	–
7721	–	–	–	–	–	–	–
7723	–	–	–	–	–	–	–
7729	8,42	–	5,61	5,61	–	–	66,67
7731	5,90	–	3,93	5,90	–	–	–
7732	9,30	–	8,34	8,34	–	–	51,72
7733	9,57	–	3,83	9,57	191,45	200,00	60,00

Capítulo 75 - Bahia

75.2 - Indicadores de acidentes do trabalho, segundo a Classificação Nacional de Atividades Econômicas (CNAE), dos estabelecimentos localizados no estado da Bahia - 2015

(conclusão)

CNAE	INDICADORES DE ACIDENTES DO TRABALHO						
	Incidência (por 1.000 vínculos)	Incidência de Doenças Ocupacionais (por 1.000 vínculos)	Incidência de Acidentes Típicos (por 1.000 vínculos)	Incidência de Incapacidade Temporária (por 1.000 vínculos)	Taxa de Mortalidade (por 100.000 vínculos)	Taxa de Letalidade (por 1.000 acidentes)	Acidentalidade para a faixa 16 a 34 anos (por 100 acidentes)
7739	10,12	0,70	8,38	10,12	34,91	34,48	58,62
7810	1,99	–	0,37	1,74	–	–	37,50
7820	1,06	0,04	0,38	1,02	–	–	68,00
7830	4,94	0,15	2,91	4,80	–	–	41,18
7911	1,07	–	0,27	0,54	–	–	50,00
7912	–	–	–	–	–	–	–
7990	–	–	–	–	–	–	–
8011	2,58	–	0,83	2,26	15,90	61,73	49,38
8012	14,70	1,11	9,58	14,70	–	–	42,42
8020	7,92	–	4,95	5,94	–	–	62,50
8111	0,90	0,09	0,27	0,99	–	–	30,00
8112	2,66	0,14	2,14	2,38	3,45	12,99	36,36
8121	3,05	0,17	1,57	2,53	–	–	48,57
8122	6,34	–	1,58	6,34	–	–	75,00
8129	6,42	–	3,75	5,35	–	–	50,00
8130	6,21	–	2,66	6,21	–	–	28,57
8211	2,71	–	1,63	2,35	–	–	60,00
8219	3,63	–	2,63	3,43	–	–	38,89
8220	2,76	0,25	1,60	2,63	3,13	11,36	72,73
8230	2,17	0,54	1,09	2,72	54,33	250,00	75,00
8291	2,44	–	0,49	2,44	–	–	100,00
8292	7,09	3,54	–	7,09	–	–	–
8299	2,62	–	1,89	2,38	9,72	37,04	48,15
8411	0,57	0,04	0,44	0,29	0,31	5,32	28,72
8412	0,80	–	0,54	0,27	–	–	66,67
8413	–	–	–	–	–	–	–
8422	27,97	9,32	18,65	27,97	–	–	33,33
8423	1,94	–	1,62	1,94	–	–	33,33
8424	9,93	–	9,93	5,96	–	–	40,00
8430	9,79	9,79	–	9,79	–	–	–
8511	76,53	–	0,56	76,53	–	–	37,96
8512	1,25	0,16	0,78	1,09	–	–	31,25
8513	1,63	0,05	1,31	0,99	–	–	27,78
8520	2,31	–	1,30	1,44	–	–	12,50
8531	2,80	–	1,75	2,24	–	–	42,50
8532	0,98	–	0,59	0,98	–	–	20,00
8533	–	–	–	–	–	–	–
8541	2,61	–	1,96	1,96	–	–	25,00
8550	6,25	–	6,25	6,25	–	–	33,33
8591	–	–	–	–	–	–	–
8592	–	–	–	–	–	–	–
8593	1,60	–	0,53	1,60	–	–	66,67
8599	3,74	0,09	1,83	3,66	–	–	41,86
8610	23,11	1,02	18,01	12,13	1,69	0,73	44,87
8621	9,11	–	–	9,11	–	–	–
8630	4,45	0,06	2,65	2,97	–	–	39,13
8640	7,46	–	5,33	4,26	–	–	51,19
8650	2,44	–	1,39	1,39	–	–	57,14
8660	28,08	0,85	21,28	13,62	–	–	43,94
8690	5,00	–	4,69	3,44	–	–	31,25
8711	6,37	–	4,24	6,37	–	–	50,00
8712	1,57	–	1,57	1,57	–	–	100,00
8720	4,70	–	4,70	4,70	–	–	50,00
8730	–	–	–	–	–	–	–
8800	6,61	–	4,90	6,61	–	–	45,16
9001	2,60	–	2,60	2,60	–	–	33,33
9101	6,55	3,28	3,28	6,55	–	–	50,00
9311	5,80	–	–	5,80	–	–	–
9312	1,41	–	1,41	1,41	–	–	66,67
9313	0,53	–	0,26	0,53	–	–	100,00
9319	–	–	–	–	–	–	–
9321	9,43	–	9,43	6,29	–	–	66,67
9329	1,29	1,29	–	1,29	–	–	–
9411	2,65	–	2,65	2,65	–	–	50,00
9412	2,77	–	2,77	2,77	–	–	–
9420	5,26	0,38	2,63	5,26	–	–	28,57
9430	10,18	0,07	8,38	4,64	6,93	6,80	53,06
9491	3,59	0,18	2,15	3,23	–	–	35,00
9492	168,08	–	–	168,08	–	–	21,43
9493	3,42	–	–	3,42	–	–	–
9499	16,96	–	13,13	16,41	–	–	83,87
9511	3,50	–	2,19	3,06	–	–	62,50
9512	–	–	–	–	–	–	–
9521	4,67	0,78	1,56	4,67	–	–	66,67
9529	3,36	–	3,36	2,24	–	–	66,67
9601	4,20	–	2,80	3,73	–	–	44,44
9602	0,85	–	0,28	0,85	–	–	50,00
9603	2,65	–	1,06	2,65	–	–	40,00
9609	–	–	–	–	–	–	–
9700	–	–	–	–	–	–	–
Outros(1)	30,09	4,80	12,43	26,82	–	–	37,68

Fonte: DATAPREV, CAT, SUB, CNIS.

Notas: 1. Os dados são preliminares, estando sujeitos a correções.
2. As atividades econômicas que apresentam valores zerados para os indicadores são aquelas onde não ocorreram acidentes no período.
(1) Englobam as atividades que possuíam número médio de vínculos no ano menor que 100.

Capítulo 76 - Minas Gerais

76.1 - Indicadores de acidentes do trabalho, segundo a Classificação Nacional de Atividades Econômicas (CNAE), dos estabelecimentos localizados no estado de Minas Gerais - 2014

(continua)

CNAE	INDICADORES DE ACIDENTES DO TRABALHO						
	Incidência (por 1.000 vínculos)	Incidência de Doenças Ocupacionais (por 1.000 vínculos)	Incidência de Acidentes Típicos (por 1.000 vínculos)	Incidência de Incapacidade Temporária (por 1.000 vínculos)	Taxa de Mortalidade (por 100.000 vínculos)	Taxa de Letalidade (por 1.000 acidentes)	Acidentalidade para a faixa 16 a 34 anos (por 100 acidentes)
TOTAL	**15,47**	**0,26**	**9,36**	**12,96**	**7,15**	**4,62**	**49,39**
0111	28,79	0,39	15,86	28,00	58,75	20,41	42,18
0112	329,08	–	12,42	329,08	–	–	40,88
0113	22,01	0,21	21,39	20,98	20,57	9,35	57,94
0115	26,78	–	23,70	25,24	61,55	22,99	47,13
0116	5,98	–	4,27	5,98	–	–	28,57
0119	22,53	–	19,07	22,53	–	–	44,23
0121	136,23	–	23,52	136,23	–	–	41,67
0122	8,40	–	7,75	7,75	–	–	38,46
0131	22,90	–	21,70	21,09	–	–	55,26
0132	855,08	5,78	745,31	855,08	1.155,51	13,51	49,32
0133	13,34	–	11,64	12,86	24,26	18,18	65,45
0134	16,58	0,15	15,48	16,12	–	–	36,32
0139	53,34	1,07	25,60	52,27	106,68	20,00	38,00
0141	35,51	0,46	31,13	33,89	–	–	40,91
0142	18,85	–	17,28	17,28	–	–	66,67
0151	15,51	0,34	13,79	15,16	17,18	11,08	34,35
0152	34,54	–	28,26	25,12	–	–	54,55
0154	13,91	0,35	12,52	13,56	34,77	25,00	32,50
0155	13,28	–	11,74	12,69	11,86	8,93	38,39
0159	15,99	–	15,99	15,99	–	–	33,33
0161	22,21	0,21	19,92	21,58	31,28	14,08	40,85
0162	35,87	–	31,58	35,87	–	–	34,33
0163	12,93	–	11,75	12,93	–	–	81,82
0210	14,80	0,12	13,95	11,78	6,04	4,08	47,35
0220	21,37	–	9,50	21,37	237,48	111,11	22,22
0230	25,16	–	23,74	16,54	11,81	4,69	52,58
0322	7,67	–	5,11	7,67	–	–	66,67
0710	16,02	2,97	11,59	6,13	8,11	5,06	52,28
0721	51,96	1,48	47,51	34,15	–	–	45,71
0723	2,52	–	2,52	2,52	–	–	–
0724	18,25	0,16	16,96	6,46	16,15	8,85	55,75
0729	15,76	–	15,23	2,63	52,53	33,33	63,33
0810	18,49	0,70	16,32	16,01	38,68	20,92	44,35
0891	8,45	–	8,45	4,76	52,84	62,50	50,00
0893	46,88	–	46,88	43,13	–	–	48,00
0899	18,34	1,50	15,34	16,54	–	–	40,98
0990	14,49	–	10,87	8,45	–	–	33,33
1011	48,53	0,33	44,38	40,89	6,58	1,36	59,43
1012	43,84	1,86	31,63	24,19	–	–	58,25
1013	24,11	0,51	21,58	18,28	25,38	10,53	63,16
1020	15,31	–	15,31	15,31	–	–	100,00
1031	28,55	–	23,45	28,04	–	–	57,14
1032	13,94	–	7,75	13,94	–	–	44,44
1033	56,02	–	50,86	42,01	–	–	67,11
1042	13,88	–	10,41	6,94	–	–	–
1043	65,01	–	65,01	–	–	–	57,89
1051	15,29	–	11,98	13,51	–	–	66,67
1052	16,99	0,34	14,12	14,42	4,23	2,49	61,44
1053	9,50	–	6,47	8,63	86,32	90,91	72,73
1061	18,99	–	16,46	18,99	126,60	66,67	40,00
1062	34,41	–	31,45	34,41	–	–	50,54
1063	3,56	–	3,56	3,56	–	–	–
1064	6,20	–	6,20	6,20	–	–	50,00
1065	17,06	–	11,12	10,38	–	–	56,52
1066	26,86	0,36	23,41	24,72	47,54	17,70	56,64
1069	27,96	–	24,90	21,83	–	–	67,12
1071	33,33	0,04	29,85	21,51	8,69	2,61	58,93
1081	23,42	0,57	19,14	21,71	28,56	12,20	56,10
1091	14,21	0,17	10,79	13,53	17,12	12,05	66,27
1092	7,60	0,17	6,91	7,25	17,27	22,73	65,91
1093	18,13	–	17,11	17,88	–	–	69,01
1094	14,45	–	11,35	11,97	–	–	70,00
1095	7,62	–	6,67	6,67	–	–	62,50
1096	7,78	0,46	7,32	7,32	–	–	47,06
1099	21,83	0,09	19,33	17,69	–	–	64,43
1111	15,09	–	7,54	15,09	–	–	58,33
1112	29,48	–	8,42	29,48	–	–	57,14
1113	23,51	–	16,69	13,27	37,93	16,13	64,52
1121	15,35	–	14,71	14,07	–	–	66,67
1122	28,04	–	20,74	15,73	–	–	65,85
1220	7,80	–	1,56	5,46	–	–	40,00
1311	23,47	0,38	21,20	22,34	–	–	62,90
1312	20,70	–	20,70	20,70	–	–	62,50
1313	6,60	–	6,60	6,60	–	–	100,00
1314	3,89	–	3,89	3,89	–	–	–
1321	16,55	0,42	13,74	15,00	–	–	50,00
1322	15,83	–	15,83	15,83	–	–	100,00
1323	–	–	–	–	–	–	–
1330	31,33	1,42	25,63	29,91	–	–	63,64
1340	11,11	–	9,52	10,43	–	–	53,06
1351	9,21	0,12	7,49	9,58	12,28	13,33	50,67
1352	4,71	–	2,36	4,71	–	–	100,00

Capítulo 76 - Minas Gerais

76.1 - Indicadores de acidentes do trabalho, segundo a Classificação Nacional de Atividades Econômicas (CNAE), dos estabelecimentos localizados no estado de Minas Gerais - 2014

(continuação)

CNAE	INDICADORES DE ACIDENTES DO TRABALHO						
	Incidência (por 1.000 vínculos)	Incidência de Doenças Ocupacionais (por 1.000 vínculos)	Incidência de Acidentes Típicos (por 1.000 vínculos)	Incidência de Incapacidade Temporária (por 1.000 vínculos)	Taxa de Mortalidade (por 100.000 vínculos)	Taxa de Letalidade (por 1.000 acidentes)	Acidentalidade para a faixa 16 a 34 anos (por 100 acidentes)
1354	13,68	–	12,92	9,88	–	–	61,11
1359	27,66	0,63	23,85	23,09	–	–	68,35
1411	2,92	0,27	1,77	2,74	–	–	48,48
1412	2,66	0,12	1,88	2,33	–	–	56,21
1413	6,17	0,22	3,75	4,41	–	–	67,86
1414	15,24	–	11,01	14,39	–	–	27,78
1421	8,34	4,77	2,38	5,96	–	–	14,29
1422	1,15	–	0,69	1,15	–	–	60,00
1510	34,24	–	25,59	27,39	–	–	63,16
1521	11,48	–	5,74	10,76	–	–	62,50
1529	6,88	–	4,30	6,88	–	–	50,00
1531	9,26	–	7,05	9,26	–	–	61,96
1532	8,18	0,13	5,54	7,92	–	–	74,19
1533	7,16	0,37	3,86	6,43	–	–	76,92
1539	11,62	0,35	7,48	7,48	–	–	84,09
1540	2,62	0,24	0,95	2,62	–	–	63,64
1610	45,14	0,23	38,96	43,77	45,83	10,15	50,25
1621	52,61	–	46,77	33,61	–	–	55,56
1622	18,38	–	16,60	17,79	59,30	32,26	32,26
1623	54,35	–	49,12	51,21	104,51	19,23	69,23
1629	21,52	0,67	19,50	20,85	67,25	31,25	71,88
1710	34,20	–	31,76	22,80	–	–	54,76
1721	59,93	1,18	47,00	59,93	–	–	60,78
1731	50,82	0,57	22,84	50,82	–	–	52,81
1733	24,76	–	23,68	23,41	–	–	66,30
1741	16,78	–	9,79	16,78	–	–	45,83
1742	17,84	–	12,88	15,86	–	–	88,89
1749	16,09	–	9,83	16,09	–	–	61,11
1811	13,83	0,29	7,49	12,97	28,81	20,83	56,25
1812	70,28	–	5,86	68,81	–	–	27,08
1813	9,01	0,20	6,14	9,01	–	–	68,18
1821	5,57	–	4,87	5,57	–	–	62,50
1830	–	–	–	–	–	–	–
1921	10,55	–	8,44	4,22	–	–	40,00
1922	76,52	–	24,26	74,65	–	–	63,41
1931	48,08	0,07	44,11	38,41	33,11	6,89	59,09
2012	33,87	3,23	24,19	32,25	–	–	47,62
2013	71,48	0,44	63,54	49,42	–	–	59,88
2014	21,85	–	17,48	15,29	218,46	100,00	60,00
2019	30,69	–	29,04	28,21	–	–	43,24
2029	15,22	–	15,22	15,22	–	–	25,00
2031	29,97	–	17,98	29,97	–	–	60,00
2040	41,21	–	22,48	18,73	–	–	63,64
2051	23,18	–	21,52	4,97	–	–	71,43
2061	19,93	0,71	16,37	19,93	–	–	67,86
2062	13,15	–	10,12	13,15	–	–	53,85
2063	13,14	–	9,22	12,45	–	–	64,91
2071	10,76	–	9,68	9,68	–	–	70,00
2073	7,40	–	7,40	7,40	–	–	–
2091	31,52	–	–	31,52	–	–	50,00
2092	5,15	–	4,58	4,58	114,54	222,22	55,56
2093	7,57	–	7,57	7,57	–	–	66,67
2099	21,63	–	17,65	14,56	–	–	46,94
2110	8,14	–	–	8,14	–	–	–
2121	20,62	0,57	15,21	19,05	28,44	13,79	62,07
2122	22,21	–	19,93	22,21	–	–	76,92
2123	8,81	–	7,05	7,05	–	–	80,00
2212	16,98	–	14,26	16,98	–	–	58,00
2219	38,89	3,59	15,29	33,04	–	–	45,63
2221	18,47	–	16,01	18,47	–	–	53,33
2222	31,12	0,39	27,36	29,17	–	–	64,58
2223	38,82	–	38,00	29,74	–	–	63,83
2229	26,84	0,14	24,20	25,42	13,56	5,05	65,40
2311	54,13	–	49,69	53,24	–	–	75,41
2319	9,40	–	9,40	8,77	–	–	53,33
2320	34,05	–	30,06	17,03	–	–	57,81
2330	17,96	0,50	15,26	17,52	12,56	6,99	52,80
2341	23,84	–	21,83	7,53	–	–	53,68
2342	10,11	–	8,45	9,97	7,22	7,14	57,86
2349	12,19	0,53	8,48	11,39	–	–	50,00
2391	18,57	0,43	16,28	16,85	–	–	53,08
2392	43,80	4,75	38,37	31,24	67,90	15,50	47,29
2399	27,45	–	23,64	21,35	25,42	9,26	57,41
2411	34,53	0,14	30,94	30,36	14,39	4,17	38,33
2412	22,40	0,14	20,57	16,20	14,09	6,29	47,80
2421	76,54	–	76,54	60,14	–	–	21,43
2422	12,62	1,55	6,41	6,60	–	–	55,38
2423	17,58	0,47	14,36	5,43	6,71	3,82	52,67
2424	46,59	6,38	36,89	23,57	–	–	55,95
2431	51,32	–	47,37	32,37	–	–	56,92
2439	49,76	33,17	16,59	16,59	–	–	33,33
2441	19,47	–	18,11	14,04	–	–	60,47
2449	18,84	0,97	17,22	10,40	–	–	58,62

Capítulo 76 - Minas Gerais

76.1 - Indicadores de acidentes do trabalho, segundo a Classificação Nacional de Atividades Econômicas (CNAE), dos estabelecimentos localizados no estado de Minas Gerais - 2014

(continuação)

CNAE	INDICADORES DE ACIDENTES DO TRABALHO						
	Incidência (por 1.000 vínculos)	Incidência de Doenças Ocupacionais (por 1.000 vínculos)	Incidência de Acidentes Típicos (por 1.000 vínculos)	Incidência de Incapacidade Temporária (por 1.000 vínculos)	Taxa de Mortalidade (por 100.000 vínculos)	Taxa de Letalidade (por 1.000 acidentes)	Acidentalidade para a faixa 16 a 34 anos (por 100 acidentes)
2451	48,42	1,61	43,95	24,52	–	–	56,19
2452	29,09	1,82	17,09	21,45	–	–	61,25
2511	27,11	1,00	19,91	22,76	7,13	2,63	60,53
2512	13,99	0,16	10,77	13,99	16,08	11,49	65,52
2513	43,04	0,76	37,00	37,00	–	–	70,18
2521	64,67	1,85	53,58	63,75	–	–	62,86
2522	103,80	–	46,13	103,80	–	–	50,00
2531	43,14	0,85	38,91	33,83	–	–	50,98
2532	22,61	–	21,13	21,50	37,07	16,39	67,21
2539	60,02	0,36	49,83	49,11	–	–	64,85
2541	9,32	–	9,32	9,32	–	–	–
2542	14,89	0,60	11,91	14,69	–	–	68,00
2543	19,82	–	16,22	18,92	–	–	45,45
2550	40,19	3,49	29,70	34,94	–	–	15,22
2591	26,11	–	25,38	24,66	–	–	52,78
2592	21,14	0,60	17,82	17,52	–	–	60,00
2593	16,65	1,67	14,43	14,99	–	–	70,00
2599	33,49	0,77	29,66	28,90	10,95	3,27	59,15
2610	15,10	–	6,25	8,33	–	–	68,97
2621	16,37	–	7,60	14,62	–	–	50,00
2622	11,88	0,23	7,92	11,18	–	–	74,51
2631	11,05	1,58	6,32	11,05	–	–	14,29
2632	16,66	–	14,28	14,28	–	–	21,43
2640	11,52	–	8,64	12,48	–	–	58,33
2651	25,75	–	17,16	17,16	–	–	74,07
2660	21,19	–	17,21	6,62	–	–	87,50
2710	34,73	0,28	27,29	30,32	27,56	7,94	66,67
2722	29,56	–	13,14	29,56	–	–	55,56
2731	15,54	–	11,58	15,21	–	–	61,70
2732	40,68	–	25,42	19,07	127,12	31,25	59,38
2733	38,99	0,83	36,09	25,72	–	–	64,89
2740	15,25	0,76	9,91	15,25	–	–	50,00
2751	38,25	0,75	17,25	35,25	–	–	60,78
2759	13,08	–	12,39	9,64	–	–	47,37
2790	16,32	1,81	11,18	10,58	30,22	18,52	53,70
2812	22,32	–	19,97	19,97	–	–	52,63
2813	27,29	–	21,83	21,83	–	–	40,00
2814	9,94	–	9,94	9,94	–	–	100,00
2815	48,66	–	38,08	46,54	–	–	39,13
2821	55,71	0,96	42,26	56,67	–	–	65,52
2822	38,30	0,45	30,29	37,86	44,54	11,63	54,65
2823	35,40	–	32,87	34,56	–	–	66,67
2825	8,30	–	–	8,30	–	–	–
2829	28,22	0,37	24,32	22,47	–	–	59,21
2832	17,17	–	15,03	17,17	–	–	62,50
2833	40,48	3,88	28,83	37,70	–	–	65,75
2840	17,96	–	16,67	11,54	128,26	71,43	57,14
2852	35,03	–	31,01	29,86	–	–	54,10
2854	22,29	0,54	20,12	13,05	–	–	56,10
2861	30,26	3,56	19,58	19,58	–	–	64,71
2862	13,53	–	12,49	9,37	–	–	69,23
2864	8,16	–	8,16	8,16	–	–	–
2869	16,91	0,71	13,34	14,77	–	–	63,38
2910	15,22	0,23	12,29	8,29	9,01	5,92	62,43
2920	35,11	8,78	21,32	18,81	–	–	42,86
2930	22,90	–	20,27	17,64	–	–	68,97
2941	18,38	1,31	13,91	16,02	–	–	72,86
2942	15,83	–	13,85	15,83	–	–	87,50
2943	39,96	0,89	34,63	40,84	–	–	51,11
2944	18,10	–	13,58	17,28	–	–	68,18
2945	6,96	0,39	4,20	6,31	–	–	73,58
2949	25,94	1,44	22,40	23,15	9,00	3,47	64,51
2950	10,29	0,57	9,14	10,29	–	–	44,44
3011	2,06	–	1,37	2,06	–	–	100,00
3012	–	–	–	–	–	–	–
3031	42,00	–	37,00	21,00	–	–	59,52
3041	11,46	–	10,31	10,31	–	–	60,00
3092	–	–	–	–	–	–	–
3099	40,19	–	40,19	33,49	–	–	41,67
3101	16,03	0,71	13,17	15,19	–	–	60,29
3102	47,71	3,85	39,82	25,14	18,35	3,85	72,69
3103	10,54	1,51	6,78	9,04	–	–	50,00
3104	20,66	0,65	15,49	20,01	–	–	54,69
3211	2,93	–	1,95	2,93	–	–	100,00
3212	5,65	–	2,26	4,52	112,95	200,00	80,00
3230	53,61	–	–	53,61	–	–	52,94
3240	14,08	–	9,39	12,52	–	–	66,67
3250	14,36	1,39	9,42	13,12	–	–	63,44
3291	65,30	–	–	65,30	–	–	34,38
3292	9,44	–	7,42	9,11	–	–	64,29
3299	7,84	–	6,07	7,84	–	–	70,97
3311	10,25	–	7,68	7,68	–	–	75,00
3312	6,41	–	5,13	6,41	–	–	80,00

Capítulo 76 - Minas Gerais

76.1 - Indicadores de acidentes do trabalho, segundo a Classificação Nacional de Atividades Econômicas (CNAE), dos estabelecimentos localizados no estado de Minas Gerais - 2014

(continuação)

CNAE	INDICADORES DE ACIDENTES DO TRABALHO						
	Incidência (por 1.000 vínculos)	Incidência de Doenças Ocupacionais (por 1.000 vínculos)	Incidência de Acidentes Típicos (por 1.000 vínculos)	Incidência de Incapacidade Temporária (por 1.000 vínculos)	Taxa de Mortalidade (por 100.000 vínculos)	Taxa de Letalidade (por 1.000 acidentes)	Acidentalidade para a faixa 16 a 34 anos (por 100 acidentes)
3313	9,06	–	7,48	8,67	–	–	34,78
3314	13,46	0,08	9,86	9,23	–	–	53,49
3315	7,80	–	3,90	7,80	–	–	100,00
3316	23,07	1,05	18,87	22,02	104,86	45,45	59,09
3319	13,28	–	12,17	9,96	–	–	75,00
3321	4,08	0,31	2,82	3,14	–	–	46,15
3329	22,41	–	15,52	17,24	–	–	92,31
3514	14,04	0,14	9,74	11,32	–	–	37,76
3520	21,91	–	8,77	8,77	–	–	80,00
3600	27,83	–	23,02	25,64	37,53	13,48	28,99
3702	4,51	–	3,01	3,01	–	–	66,67
3811	43,98	–	41,15	41,28	13,49	3,07	61,96
3812	33,85	–	33,85	6,77	–	–	50,00
3821	20,62	–	17,44	17,44	–	–	61,54
3822	24,51	–	22,62	18,85	–	–	38,46
3831	22,45	–	17,72	18,90	–	–	50,00
3832	29,68	–	29,68	28,27	–	–	47,62
3839	29,22	–	27,64	28,43	–	–	54,05
4110	18,38	0,18	15,64	17,88	4,56	2,48	44,67
4120	13,89	0,28	11,98	12,50	12,39	8,91	47,98
4211	20,14	0,11	18,43	17,06	19,20	9,54	53,81
4212	14,39	0,08	13,48	8,18	15,15	10,53	59,47
4213	17,71	0,29	15,10	14,37	14,51	8,20	40,16
4221	26,33	0,24	17,19	22,55	9,58	3,64	53,82
4222	11,44	–	10,38	10,91	–	–	47,69
4291	19,54	–	19,54	13,03	–	–	–
4292	15,67	0,08	14,47	4,49	8,25	5,26	61,05
4299	17,22	0,19	13,25	15,30	12,80	7,43	44,61
4311	4,07	–	3,26	3,26	–	–	20,00
4312	12,69	0,55	10,76	7,17	27,58	21,74	60,87
4313	11,40	0,23	9,97	9,14	30,21	26,49	47,02
4319	4,57	0,38	3,81	3,05	–	–	50,00
4321	9,31	0,07	6,05	7,27	13,59	14,60	62,04
4322	13,03	–	9,81	11,74	–	–	51,85
4329	11,72	–	8,42	7,46	10,66	9,09	68,18
4330	8,62	0,18	6,92	8,21	35,18	40,82	57,82
4391	14,22	0,36	13,16	13,51	35,56	25,00	52,50
4399	9,81	0,16	8,03	8,73	–	–	48,35
4511	8,87	0,27	5,66	7,95	3,41	3,85	59,23
4512	66,82	–	2,57	66,82	–	–	40,38
4520	8,22	0,23	5,89	7,80	7,64	9,30	66,05
4530	7,86	0,06	5,29	7,66	2,01	2,56	64,96
4541	9,50	–	3,82	9,25	–	–	77,92
4543	9,32	–	1,86	9,32	–	–	80,00
4611	11,09	–	5,54	11,09	–	–	50,00
4613	2,72	–	2,72	–	–	–	–
4614	–	–	–	–	–	–	–
4615	–	–	–	–	–	–	–
4616	3,09	–	–	3,09	–	–	100,00
4617	9,74	–	4,87	9,74	–	–	60,00
4618	–	–	–	–	–	–	–
4619	5,03	–	1,88	5,03	–	–	75,00
4621	44,51	0,93	39,18	41,26	23,18	5,21	71,35
4622	23,50	–	23,50	14,10	–	–	40,00
4623	8,03	–	6,78	8,03	25,10	31,25	53,13
4631	10,65	–	5,32	10,21	–	–	70,83
4632	7,11	–	4,57	6,60	50,78	71,43	50,00
4633	7,62	–	5,66	7,50	24,59	32,26	56,45
4634	19,86	–	15,57	18,79	53,69	27,03	60,81
4635	25,82	0,14	18,39	18,53	13,62	5,28	69,66
4636	4,71	–	2,36	2,36	–	–	100,00
4637	13,71	–	8,80	13,51	20,46	14,93	55,22
4639	8,82	0,07	5,97	8,42	6,63	7,52	61,65
4641	7,16	–	5,15	6,58	–	–	72,00
4642	5,38	0,34	3,03	5,38	–	–	43,75
4643	–	–	–	–	–	–	–
4644	5,57	–	3,38	5,07	–	–	60,61
4645	3,81	0,32	2,54	4,13	–	–	50,00
4646	6,76	0,23	3,73	6,76	–	–	55,17
4647	5,93	–	3,81	5,51	–	–	64,29
4649	4,17	–	3,08	3,95	–	–	73,68
4651	4,12	–	2,06	4,12	–	–	66,67
4652	1,63	–	–	1,63	–	–	–
4661	10,97	–	8,60	10,38	–	–	59,46
4662	14,62	0,44	11,08	11,52	–	–	60,61
4663	11,38	–	7,74	9,56	136,59	120,00	64,00
4664	11,75	–	5,04	11,75	167,90	142,86	57,14
4665	0,96	–	0,96	1,92	–	–	–
4669	8,58	–	6,74	7,35	–	–	64,29
4671	15,30	–	13,03	13,03	–	–	51,85
4672	12,37	0,36	11,28	12,37	–	–	52,94
4673	5,88	–	4,81	5,88	–	–	72,73
4674	7,64	–	7,64	7,64	–	–	80,00

Capítulo 76 - Minas Gerais

76.1 - Indicadores de acidentes do trabalho, segundo a Classificação Nacional de Atividades Econômicas (CNAE), dos estabelecimentos localizados no estado de Minas Gerais - 2014

(continuação)

CNAE	INDICADORES DE ACIDENTES DO TRABALHO						
	Incidência (por 1.000 vínculos)	Incidência de Doenças Ocupacionais (por 1.000 vínculos)	Incidência de Acidentes Típicos (por 1.000 vínculos)	Incidência de Incapacidade Temporária (por 1.000 vínculos)	Taxa de Mortalidade (por 100.000 vínculos)	Taxa de Letalidade (por 1.000 acidentes)	Acidentalidade para a faixa 16 a 34 anos (por 100 acidentes)
4679	21,38	0,20	18,78	20,98	19,98	9,35	62,62
4681	10,14	0,33	6,87	9,48	32,70	32,26	45,16
4682	48,33	1,07	38,67	39,74	–	–	66,67
4683	15,52	0,42	11,95	13,63	20,97	13,51	62,16
4684	10,60	–	8,83	10,60	–	–	33,33
4685	26,14	2,01	22,12	25,13	–	–	34,62
4686	7,38	–	4,54	7,38	–	–	76,92
4687	18,00	–	15,91	16,32	–	–	45,35
4689	13,94	–	9,64	12,30	–	–	57,35
4691	10,28	–	8,59	10,15	–	–	56,96
4692	3,05	–	2,03	3,05	–	–	66,67
4693	12,88	0,28	9,61	11,53	7,12	5,52	62,98
4711	13,46	0,15	11,13	12,75	5,84	4,34	66,94
4712	3,35	0,13	2,42	3,15	2,58	7,69	73,85
4713	7,05	0,42	4,50	6,80	–	–	61,45
4721	3,11	0,05	2,39	2,96	2,51	8,06	66,13
4722	7,43	0,15	5,74	7,43	–	–	70,10
4723	3,87	–	2,38	3,87	–	–	65,38
4724	3,38	–	2,43	3,49	10,57	31,25	65,63
4729	7,70	0,11	5,39	7,59	–	–	70,00
4731	4,65	0,12	2,54	4,53	9,69	20,83	63,02
4732	5,54	–	4,43	5,54	–	–	60,00
4741	4,18	–	2,95	4,18	–	–	76,47
4742	5,74	–	3,67	5,90	15,94	27,78	69,44
4743	13,68	0,17	11,15	13,18	–	–	79,01
4744	8,74	0,11	6,93	8,56	11,43	13,07	51,31
4751	8,67	–	4,48	8,11	–	–	83,87
4752	5,11	–	2,14	4,63	–	–	72,09
4753	7,31	0,21	4,36	6,77	8,31	11,36	63,64
4754	3,53	0,05	2,02	3,44	4,59	12,99	62,34
4755	2,29	0,13	1,50	2,22	6,53	28,57	60,00
4756	5,10	–	1,28	5,10	–	–	100,00
4757	7,85	–	5,24	7,11	–	–	71,43
4759	4,52	–	3,01	4,38	–	–	69,70
4761	3,40	0,08	1,47	3,24	–	–	79,55
4762	1,87	–	1,87	1,87	–	–	–
4763	3,96	–	2,51	3,70	–	–	66,67
4771	4,69	0,04	2,80	4,35	–	–	67,60
4772	2,17	0,10	1,03	1,96	–	–	71,43
4773	3,83	0,55	1,10	3,83	–	–	57,14
4774	2,32	–	1,00	2,32	–	–	92,86
4781	1,75	–	0,84	1,61	–	–	72,18
4782	2,87	0,04	1,85	2,87	4,41	15,38	84,62
4783	1,48	–	0,30	1,48	–	–	60,00
4784	9,20	0,38	6,01	9,20	18,77	20,41	55,10
4785	8,24	–	4,94	8,24	–	–	40,00
4789	4,99	0,13	3,68	4,75	5,33	10,70	64,71
4911	14,28	0,40	8,22	7,01	–	–	64,15
4912	19,27	–	17,24	15,21	–	–	15,79
4921	9,45	0,59	5,99	8,70	8,18	8,66	39,83
4922	13,54	0,12	9,78	13,17	8,25	6,10	46,34
4923	8,05	–	3,45	8,05	57,49	71,43	50,00
4924	4,29	–	3,06	4,29	–	–	–
4929	4,63	0,11	3,37	3,89	21,04	45,45	22,73
4930	14,55	0,13	11,62	13,33	48,61	33,42	49,20
5111	30,88	–	11,80	30,53	–	–	56,18
5112	21,65	–	9,84	15,75	–	–	45,45
5211	20,60	0,14	16,31	18,88	57,22	27,78	56,94
5212	20,53	–	6,84	18,41	–	–	40,23
5221	16,08	–	12,22	15,44	–	–	64,00
5222	7,61	–	7,61	7,61	–	–	50,00
5223	3,84	–	1,92	3,65	–	–	80,00
5229	11,01	0,46	6,43	8,95	22,95	20,83	39,58
5240	12,16	0,43	7,82	10,86	–	–	53,57
5250	28,50	1,27	19,34	22,14	–	–	75,89
5310	61,12	0,78	52,18	60,48	14,20	2,32	37,40
5320	12,39	0,25	8,60	12,14	–	–	73,47
5510	5,61	0,22	4,00	5,39	6,16	10,99	36,81
5590	5,77	–	4,44	5,77	–	–	30,77
5611	4,99	0,15	3,78	4,84	1,59	3,17	55,08
5612	2,01	–	2,01	2,01	–	–	100,00
5620	16,85	0,37	13,26	13,35	4,60	2,73	40,71
5811	7,33	–	4,40	7,33	–	–	80,00
5813	–	–	–	–	–	–	–
5819	6,30	–	–	6,30	–	–	100,00
5821	13,50	–	13,50	13,50	–	–	33,33
5822	9,22	–	6,64	8,86	–	–	32,00
5823	8,58	–	–	8,58	–	–	–
5829	7,99	–	6,14	7,99	–	–	84,62
5911	8,56	–	3,42	8,56	–	–	80,00
5914	8,67	–	6,94	6,94	–	–	30,00
6010	7,12	0,25	–	7,12	–	–	31,03
6021	9,55	–	5,66	9,91	35,38	37,04	29,63

Capítulo 76 - Minas Gerais

76.1 - Indicadores de acidentes do trabalho, segundo a Classificação Nacional de Atividades Econômicas (CNAE), dos estabelecimentos localizados no estado de Minas Gerais - 2014

(continuação)

CNAE	INDICADORES DE ACIDENTES DO TRABALHO						
	Incidência (por 1.000 vínculos)	Incidência de Doenças Ocupacionais (por 1.000 vínculos)	Incidência de Acidentes Típicos (por 1.000 vínculos)	Incidência de Incapacidade Temporária (por 1.000 vínculos)	Taxa de Mortalidade (por 100.000 vínculos)	Taxa de Letalidade (por 1.000 acidentes)	Acidentalidade para a faixa 16 a 34 anos (por 100 acidentes)
6022	8,41	–	4,20	8,41	–	–	–
6110	6,36	0,12	3,42	5,99	–	–	76,92
6120	6,86	–	3,28	6,56	59,67	86,96	65,22
6141	26,74	–	18,57	26,74	–	–	86,11
6190	6,57	–	5,91	6,13	–	–	76,67
6201	193,14	–	6,32	190,43	–	–	28,97
6202	1,95	–	0,24	1,71	–	–	62,50
6203	2,12	–	0,79	1,85	–	–	87,50
6204	2,69	–	1,34	2,28	–	–	55,00
6209	3,64	0,14	0,70	3,36	13,98	38,46	42,31
6311	6,51	–	0,81	6,51	–	–	62,50
6319	2,26	–	–	2,26	–	–	–
6391	–	–	–	–	–	–	–
6399	2,25	–	1,13	2,25	–	–	50,00
6421	3,25	0,14	2,12	1,84	–	–	30,43
6422	6,05	3,14	1,36	6,19	–	–	31,78
6423	2,88	0,20	0,79	2,78	–	–	27,59
6424	1,50	0,12	0,46	1,27	–	–	76,92
6431	–	–	–	–	–	–	–
6433	2,78	–	2,78	2,78	–	–	–
6436	8,43	–	2,11	6,32	–	–	50,00
6462	11,60	–	11,21	9,67	–	–	60,00
6463	11,90	–	4,46	11,90	–	–	62,50
6491	–	–	–	–	–	–	–
6493	5,07	–	2,54	5,07	–	–	75,00
6499	8,24	–	8,24	8,24	–	–	–
6511	8,36	3,34	3,34	8,36	–	–	20,00
6512	2,39	–	1,20	2,39	–	–	50,00
6541	9,60	–	2,40	9,60	–	–	50,00
6550	9,58	–	6,30	7,22	–	–	64,38
6612	–	–	–	–	–	–	–
6613	10,87	–	1,55	10,87	–	–	57,14
6619	3,16	–	0,63	2,53	–	–	60,00
6621	18,45	–	–	18,45	–	–	33,33
6622	3,34	–	–	3,34	–	–	80,00
6629	11,32	2,26	4,53	9,06	226,46	200,00	40,00
6630	3,59	–	0,40	3,59	–	–	55,56
6810	14,79	0,20	12,59	14,19	39,98	27,03	51,35
6821	4,10	0,22	1,73	3,67	–	–	63,16
6822	5,26	–	4,09	4,67	–	–	50,00
6911	2,18	–	0,54	2,18	–	–	83,33
6912	0,44	–	–	0,44	–	–	–
6920	3,41	0,03	1,53	2,96	–	–	64,76
7020	4,26	–	2,00	3,81	–	–	59,57
7111	5,38	–	2,69	3,59	–	–	50,00
7112	8,68	0,17	6,27	7,29	20,34	23,44	55,86
7119	5,69	0,36	3,02	4,63	35,59	62,50	53,13
7120	6,52	–	5,21	5,65	–	–	86,67
7210	12,75	0,32	9,57	10,84	–	–	32,50
7220	12,91	–	5,65	10,49	–	–	25,00
7311	4,89	–	–	4,89	–	–	33,33
7312	–	–	–	–	–	–	–
7319	6,66	0,55	1,66	6,66	–	–	79,17
7320	17,48	–	9,71	17,48	–	–	44,44
7410	6,86	–	–	6,86	–	–	100,00
7420	5,81	–	1,34	5,37	–	–	76,92
7490	6,84	–	3,11	6,22	–	–	52,27
7500	8,70	1,45	4,35	8,70	–	–	50,00
7711	4,64	0,14	2,95	4,22	28,13	60,61	72,73
7719	9,76	–	9,76	9,76	–	–	50,00
7721	4,76	–	4,76	4,76	–	–	–
7722	–	–	–	–	–	–	–
7723	1,66	–	0,55	1,66	–	–	66,67
7729	4,48	–	3,20	4,48	–	–	57,14
7731	18,90	–	16,88	18,23	–	–	50,00
7732	9,38	–	7,50	8,27	11,03	11,76	63,53
7733	4,87	–	1,83	4,26	–	–	75,00
7739	10,08	–	7,87	8,84	13,81	13,70	57,53
7740	–	–	–	–	–	–	–
7810	4,48	0,26	2,63	4,48	–	–	29,41
7820	9,96	0,20	6,71	9,12	6,51	6,54	56,86
7830	3,67	0,13	1,77	3,42	–	–	54,02
7911	1,62	0,23	1,16	1,62	–	–	57,14
7912	–	–	–	–	–	–	–
7990	4,01	–	–	4,01	–	–	–
8011	7,11	0,10	1,81	6,68	6,58	9,26	50,00
8012	14,15	–	9,58	13,50	–	–	40,00
8111	5,70	0,31	3,08	6,01	–	–	45,95
8112	7,54	0,16	5,55	6,91	2,61	3,46	32,87
8121	5,93	0,22	3,09	5,02	2,02	3,40	34,01
8122	10,22	–	3,14	9,43	–	–	84,62
8129	9,06	–	6,22	7,11	–	–	50,98
8130	10,38	–	4,32	9,51	–	–	45,83

Capítulo 76 - Minas Gerais

76.1 - Indicadores de acidentes do trabalho, segundo a Classificação Nacional de Atividades Econômicas (CNAE), dos estabelecimentos localizados no estado de Minas Gerais - 2014

(conclusão)

CNAE	INDICADORES DE ACIDENTES DO TRABALHO						
	Incidência (por 1.000 vínculos)	Incidência de Doenças Ocupacionais (por 1.000 vínculos)	Incidência de Acidentes Típicos (por 1.000 vínculos)	Incidência de Incapacidade Temporária (por 1.000 vínculos)	Taxa de Mortalidade (por 100.000 vínculos)	Taxa de Letalidade (por 1.000 acidentes)	Acidentalidade para a faixa 16 a 34 anos (por 100 acidentes)
8211	4,34	0,08	2,16	3,78	2,70	6,21	37,27
8219	7,00	0,09	4,95	6,72	–	–	64,00
8220	5,53	0,44	2,11	5,08	3,67	6,62	76,16
8230	4,35	–	3,33	4,35	25,61	58,82	70,59
8291	5,20	1,11	0,99	5,08	–	–	66,67
8292	5,97	–	5,97	5,97	–	–	100,00
8299	8,04	0,06	4,58	6,92	12,13	15,09	64,91
8411	4,58	0,09	3,58	3,56	1,71	3,74	32,42
8412	0,73	–	0,73	0,73	–	–	–
8413	13,57	–	13,57	13,57	–	–	66,67
8422	27,94	–	27,94	20,95	–	–	25,00
8423	4,54	0,32	2,92	4,22	–	–	42,86
8424	2,92	0,97	1,95	3,89	–	–	–
8430	–	–	–	–	–	–	–
8511	59,70	0,14	2,58	59,27	–	–	36,06
8512	1,76	–	1,08	1,69	–	–	15,38
8513	3,55	0,12	2,30	3,23	–	–	30,77
8520	2,98	0,08	2,01	2,98	–	–	32,43
8531	6,94	–	4,72	5,74	–	–	33,74
8532	6,53	0,08	4,92	4,96	–	–	47,47
8533	13,17	–	10,04	11,29	–	–	23,81
8541	2,09	–	0,84	1,88	–	–	40,00
8542	20,94	–	6,44	20,94	–	–	15,38
8550	11,51	0,07	8,63	10,92	–	–	37,18
8591	2,18	–	1,09	2,18	–	–	50,00
8592	1,71	–	1,71	1,71	–	–	100,00
8593	0,69	–	0,41	0,55	–	–	80,00
8599	5,21	0,03	3,04	4,88	5,48	10,53	47,37
8610	54,43	0,49	46,55	20,07	–	–	54,22
8621	34,70	–	23,74	29,22	–	–	52,63
8622	–	–	–	–	–	–	–
8630	7,74	0,11	5,55	3,79	–	–	54,48
8640	18,40	0,12	13,32	10,28	–	–	61,36
8650	8,00	0,18	7,28	2,91	–	–	50,00
8660	39,80	–	30,75	19,30	–	–	55,30
8690	22,59	0,35	17,03	11,29	17,37	7,69	68,46
8711	5,56	0,54	4,34	4,61	13,55	24,39	36,59
8712	4,45	–	2,97	2,97	–	–	–
8720	13,89	0,77	10,03	13,89	–	–	27,78
8730	9,92	0,22	6,18	7,06	–	–	33,33
8800	9,07	0,39	5,78	8,60	–	–	62,93
9001	8,47	–	7,97	8,47	49,84	58,82	58,82
9003	14,50	–	14,50	14,50	–	–	50,00
9102	7,05	–	7,05	7,05	–	–	50,00
9103	30,99	–	30,99	30,99	–	–	25,00
9311	9,27	–	6,18	9,27	–	–	66,67
9312	9,75	0,17	7,40	9,50	8,41	8,62	37,93
9313	1,26	–	0,69	1,15	–	–	72,73
9319	5,01	1,00	4,01	5,01	–	–	60,00
9321	9,56	–	9,56	9,56	–	–	75,00
9329	6,31	–	5,64	5,97	–	–	47,37
9411	5,10	–	3,40	4,08	–	–	46,67
9412	7,65	–	1,91	7,65	–	–	12,50
9420	4,09	–	2,59	4,09	–	–	26,67
9430	6,04	0,34	4,15	4,99	–	–	34,21
9491	4,62	0,22	3,18	4,41	14,45	31,25	23,44
9492	195,49	–	1,67	195,49	–	–	52,99
9493	2,52	–	1,26	1,26	–	–	50,00
9499	5,24	0,42	3,11	4,67	–	–	54,05
9511	4,14	–	1,84	3,91	22,98	55,56	61,11
9512	9,16	–	9,16	9,16	–	–	50,00
9521	6,21	–	3,88	6,21	–	–	43,75
9529	5,48	–	3,66	5,03	–	–	58,33
9601	10,75	0,39	8,21	9,57	–	–	54,55
9602	1,73	0,14	1,16	1,59	–	–	50,00
9603	8,12	–	4,76	7,00	–	–	51,72
9609	7,31	–	5,22	7,31	34,80	47,62	61,90
9700	19,26	–	19,26	19,26	–	–	20,00
Outros(1)	137,08	1,03	53,81	126,80	102,81	7,50	49,50

Fonte: DATAPREV, CAT, SUB, CNIS.

Notas: 1. Os dados são preliminares, estando sujeitos a correções.
2. As atividades econômicas que apresentam valores zerados para os indicadores são aquelas onde não ocorreram acidentes no período.

(1) Englobam as atividades que possuíam número médio de vínculos no ano menor que 100.

Capítulo 76 - Minas Gerais

76.2 - Indicadores de acidentes do trabalho, segundo a Classificação Nacional de Atividades Econômicas (CNAE), dos estabelecimentos localizados no estado de Minas Gerais - 2015

(continua)

CNAE	INDICADORES DE ACIDENTES DO TRABALHO						
	Incidência (por 1.000 vínculos)	Incidência de Doenças Ocupacionais (por 1.000 vínculos)	Incidência de Acidentes Típicos (por 1.000 vínculos)	Incidência de Incapacidade Temporária (por 1.000 vínculos)	Taxa de Mortalidade (por 100.000 vínculos)	Taxa de Letalidade (por 1.000 acidentes)	Acidentalidade para a faixa 16 a 34 anos (por 100 acidentes)
TOTAL	**13,34**	**0,18**	**8,39**	**11,05**	**6,48**	**4,86**	**48,10**
0111	7,85	–	4,77	7,46	7,69	9,80	49,02
0112	165,03	–	15,16	165,03	–	–	54,08
0113	15,20	–	14,33	14,51	–	–	47,13
0114	4,98	–	–	4,98	–	–	–
0115	12,78	–	11,72	12,14	–	–	43,33
0116	1,14	–	1,14	1,14	22,90	200,00	40,00
0119	14,71	–	13,48	14,30	–	–	50,00
0121	23,04	–	4,01	23,04	20,03	8,70	40,00
0122	4,88	–	3,75	4,88	37,50	76,92	46,15
0131	21,24	0,61	17,90	16,99	30,35	14,29	42,86
0132	307,09	1,57	281,89	297,64	314,96	10,26	41,54
0133	15,45	–	13,67	14,46	–	–	50,00
0134	6,09	–	5,63	5,79	–	–	38,99
0139	18,17	–	8,16	17,06	37,09	20,41	42,86
0141	51,70	–	46,48	46,98	24,85	4,81	39,42
0142	8,19	–	6,55	6,55	–	–	20,00
0151	5,33	0,06	4,76	5,15	1,94	3,65	41,24
0152	9,03	1,13	4,51	9,03	–	–	37,50
0153	–	–	–	–	–	–	–
0154	9,67	–	8,55	9,11	37,19	38,46	42,31
0155	9,92	0,09	8,35	9,83	9,27	9,35	44,86
0159	4,55	–	4,55	3,42	–	–	75,00
0161	3,96	0,02	3,39	3,88	7,42	18,75	45,63
0162	12,52	–	10,16	12,29	70,88	56,60	37,74
0163	10,04	–	6,02	10,04	–	–	50,00
0210	12,35	–	11,35	10,28	6,68	5,41	38,38
0220	8,08	–	6,35	7,50	–	–	42,86
0230	18,98	0,13	18,22	12,91	–	–	49,33
0311	–	–	–	–	–	–	–
0322	–	–	–	–	–	–	–
0710	11,62	1,22	9,00	4,14	34,95	30,08	50,38
0721	16,89	–	15,01	13,13	187,62	111,11	44,44
0723	3,58	3,58	–	–	–	–	100,00
0724	19,60	0,66	18,11	7,14	16,61	8,47	49,15
0725	16,21	–	16,21	5,40	–	–	66,67
0729	7,14	–	5,49	1,65	–	–	53,85
0810	17,61	2,29	13,11	14,45	47,38	26,91	41,26
0891	13,04	0,54	12,50	7,07	–	–	50,00
0893	29,43	–	27,46	29,43	–	–	40,00
0899	21,65	0,65	19,72	20,68	–	–	44,78
0990	19,28	–	14,99	12,85	–	–	44,44
1011	37,26	0,54	34,05	30,23	20,07	5,39	59,78
1012	41,01	0,71	31,28	21,33	7,48	1,82	59,22
1013	24,31	0,45	21,19	16,06	–	–	65,14
1020	34,17	6,83	13,67	34,17	–	–	40,00
1031	17,50	–	17,50	17,92	–	–	52,38
1032	10,39	–	10,39	10,39	–	–	16,67
1033	41,69	–	35,85	34,18	–	–	56,00
1042	29,89	3,32	23,25	9,96	–	–	44,44
1043	33,93	3,39	30,53	–	–	–	50,00
1051	10,56	–	9,53	10,30	–	–	63,41
1052	19,98	0,50	15,77	16,31	4,17	2,09	61,80
1053	9,13	–	7,54	8,33	–	–	60,87
1061	7,85	–	6,54	7,85	–	–	33,33
1062	23,33	–	20,74	23,33	–	–	39,68
1063	5,89	–	5,89	5,89	–	–	50,00
1064	5,42	1,81	3,61	3,61	–	–	66,67
1065	12,92	–	11,48	4,31	–	–	61,11
1066	22,96	0,34	20,90	20,67	–	–	54,00
1069	25,30	0,44	19,63	18,76	–	–	63,79
1071	25,84	0,05	24,35	14,17	4,80	1,86	56,13
1081	19,11	–	14,74	17,74	27,29	14,29	61,43
1091	7,09	0,09	5,49	6,92	–	–	60,66
1092	12,86	0,18	11,98	11,45	–	–	65,75
1093	17,07	0,28	14,87	15,97	–	–	56,45
1094	14,26	–	11,77	11,77	–	–	69,84
1095	2,87	–	1,91	2,87	–	–	33,33
1096	5,06	–	5,06	4,56	–	–	70,00
1099	20,38	0,26	16,39	16,22	17,35	8,51	60,85
1111	16,16	–	9,43	16,16	–	–	41,67
1112	68,34	–	36,45	68,34	–	–	20,00
1113	23,63	–	16,25	11,82	–	–	56,25
1121	18,29	–	15,77	17,03	–	–	62,07
1122	25,10	–	20,18	14,27	24,61	9,80	54,90
1220	15,33	–	8,52	8,52	–	–	38,89
1311	22,02	–	20,88	20,12	–	–	62,07
1312	29,17	–	26,52	29,17	–	–	36,36
1313	7,41	–	7,41	7,41	–	–	100,00
1314	4,71	–	4,71	4,71	–	–	100,00
1321	10,32	–	8,13	9,93	12,90	12,50	58,75
1322	–	–	–	–	–	–	–
1323	–	–	–	–	–	–	–

Capítulo 76 - Minas Gerais

76.2 - Indicadores de acidentes do trabalho, segundo a Classificação Nacional de Atividades Econômicas (CNAE), dos estabelecimentos localizados no estado de Minas Gerais - 2015

(continuação)

CNAE	INDICADORES DE ACIDENTES DO TRABALHO						
	Incidência (por 1.000 vínculos)	Incidência de Doenças Ocupacionais (por 1.000 vínculos)	Incidência de Acidentes Típicos (por 1.000 vínculos)	Incidência de Incapacidade Temporária (por 1.000 vínculos)	Taxa de Mortalidade (por 100.000 vínculos)	Taxa de Letalidade (por 1.000 acidentes)	Acidentalidade para a faixa 16 a 34 anos (por 100 acidentes)
1330	26,96	–	25,38	26,96	–	–	52,94
1340	7,08	–	5,82	6,83	–	–	64,29
1351	11,63	0,16	8,89	11,15	–	–	58,33
1352	5,51	–	5,51	5,51	–	–	100,00
1354	12,82	–	11,11	12,82	–	–	53,33
1359	19,42	0,13	16,50	16,63	–	–	59,59
1411	2,33	0,28	0,93	2,14	–	–	48,00
1412	3,37	0,19	2,01	2,54	1,89	5,62	53,37
1413	6,54	0,22	3,27	5,67	21,80	33,33	60,00
1414	16,14	–	10,27	16,14	–	–	45,45
1421	5,46	1,37	2,73	5,46	–	–	–
1422	0,89	–	0,67	0,89	–	–	75,00
1510	22,81	–	20,41	21,21	–	–	33,33
1521	9,84	0,76	3,78	9,84	–	–	53,85
1529	4,16	–	3,33	4,16	–	–	60,00
1531	6,77	–	5,08	6,77	–	–	56,67
1532	7,34	–	4,94	6,78	–	–	67,31
1533	4,64	–	2,13	4,25	–	–	62,50
1539	6,95	0,09	3,76	5,26	9,39	13,51	83,78
1540	3,68	0,53	2,10	3,15	–	–	64,29
1610	45,58	0,22	40,67	45,36	44,69	9,80	47,06
1621	40,57	–	40,57	29,65	–	–	50,00
1622	19,25	–	17,87	19,25	–	–	42,86
1623	38,48	–	38,48	38,48	–	–	65,63
1629	17,07	–	14,53	14,53	–	–	61,70
1710	36,58	2,49	29,93	27,43	332,50	90,91	65,91
1721	32,69	1,17	26,85	31,52	–	–	53,57
1731	36,33	1,17	17,58	35,75	–	–	51,61
1733	17,69	–	16,60	16,33	–	–	67,69
1741	16,37	0,74	9,67	15,63	–	–	54,55
1742	18,08	–	17,08	16,07	–	–	50,00
1749	19,57	1,15	10,36	17,27	–	–	82,35
1811	15,36	1,10	9,88	15,00	–	–	45,24
1812	64,67	–	5,24	64,67	–	–	35,14
1813	7,82	–	5,14	8,04	–	–	80,00
1821	8,76	–	7,30	8,76	–	–	58,33
1822	0,95	–	0,95	0,95	–	–	–
1921	7,61	–	7,61	2,17	–	–	28,57
1922	24,19	–	20,37	21,64	–	–	57,89
1931	44,11	0,07	41,75	36,80	14,35	3,25	60,00
2012	38,42	–	33,41	38,42	–	–	60,87
2013	30,13	–	27,80	13,48	–	–	56,91
2014	10,57	–	6,34	8,46	–	–	20,00
2019	38,24	1,91	25,81	30,59	–	–	50,00
2029	12,02	–	8,01	12,02	–	–	–
2031	24,81	–	9,93	24,81	–	–	80,00
2040	50,48	–	39,66	25,24	–	–	42,86
2051	18,50	–	14,80	11,10	–	–	60,00
2061	12,15	–	9,55	12,15	–	–	35,71
2062	10,45	–	9,10	10,45	–	–	77,42
2063	11,67	0,22	9,42	10,77	–	–	65,38
2071	21,83	–	15,28	21,83	–	–	55,00
2073	7,73	–	7,73	7,73	–	–	–
2091	17,01	–	–	17,01	–	–	66,67
2092	5,08	–	4,06	4,74	67,74	133,33	20,00
2093	7,49	–	7,49	7,49	–	–	66,67
2099	25,08	0,61	22,02	19,57	61,16	24,39	53,66
2110	8,68	–	–	8,68	–	–	100,00
2121	17,94	0,44	14,83	16,61	–	–	62,81
2122	12,02	–	9,01	9,61	–	–	60,00
2123	12,20	–	8,72	12,20	–	–	71,43
2212	15,52	0,36	12,99	14,07	–	–	44,19
2219	24,00	0,21	10,96	22,34	20,69	8,62	45,69
2221	19,32	–	18,11	16,91	–	–	37,50
2222	26,30	0,26	23,71	24,22	12,95	4,93	58,62
2223	35,72	–	33,41	27,65	–	–	70,97
2229	16,83	0,07	15,10	15,96	–	–	59,23
2311	46,45	0,45	41,54	45,56	–	–	69,23
2319	29,43	–	22,74	28,09	–	–	59,09
2320	27,32	–	25,74	12,08	–	–	50,96
2330	16,09	0,83	14,23	14,99	–	–	47,21
2341	14,85	–	13,79	5,83	–	–	42,86
2342	9,86	–	9,14	9,46	15,90	16,13	59,68
2349	16,76	0,57	13,64	12,50	–	–	52,54
2391	16,66	0,14	15,36	15,36	14,49	8,70	45,22
2392	42,05	3,18	36,40	28,98	–	–	46,22
2399	28,93	–	25,95	17,60	–	–	46,39
2411	28,34	–	26,04	22,67	–	–	36,88
2412	11,65	–	10,65	7,66	16,65	14,29	52,86
2421	37,71	–	37,71	37,71	–	–	25,00
2422	11,48	0,20	7,39	4,79	9,98	8,70	54,78
2423	13,26	0,91	10,73	4,28	14,03	10,58	51,32
2424	31,83	1,18	26,33	16,11	39,29	12,35	58,02

Capítulo 76 - Minas Gerais

76.2 - Indicadores de acidentes do trabalho, segundo a Classificação Nacional de Atividades Econômicas (CNAE), dos estabelecimentos localizados no estado de Minas Gerais - 2015

(continuação)

CNAE	INDICADORES DE ACIDENTES DO TRABALHO						
	Incidência (por 1.000 vínculos)	Incidência de Doenças Ocupacionais (por 1.000 vínculos)	Incidência de Acidentes Típicos (por 1.000 vínculos)	Incidência de Incapacidade Temporária (por 1.000 vínculos)	Taxa de Mortalidade (por 100.000 vínculos)	Taxa de Letalidade (por 1.000 acidentes)	Acidentalidade para a faixa 16 a 34 anos (por 100 acidentes)
2431	48,84	–	45,65	32,91	–	–	58,70
2439	39,74	–	29,80	39,74	–	–	50,00
2441	20,87	–	19,08	14,31	–	–	68,57
2449	20,16	1,14	19,02	14,46	–	–	66,04
2451	31,22	1,35	28,94	14,11	–	–	53,16
2452	35,79	1,28	23,43	28,12	–	–	47,62
2511	25,84	0,46	20,76	22,98	18,45	7,14	61,07
2512	11,14	0,17	9,94	10,97	34,27	30,77	56,92
2513	28,01	–	25,67	26,26	–	–	76,04
2521	36,28	–	30,43	37,45	–	–	48,39
2522	95,00	–	29,69	95,00	–	–	62,50
2531	18,60	–	18,60	11,16	–	–	60,00
2532	28,89	0,89	24,89	25,78	–	–	64,62
2539	20,48	0,62	17,07	18,93	–	–	57,58
2541	5,11	–	5,11	5,11	–	–	100,00
2542	13,75	–	12,22	13,31	–	–	55,56
2543	11,64	–	11,64	10,67	–	–	58,33
2550	43,90	2,63	36,88	41,27	–	–	38,00
2591	37,10	–	34,83	36,34	–	–	57,14
2592	19,00	2,42	13,82	14,16	–	–	49,09
2593	13,59	–	11,65	11,65	–	–	47,62
2599	26,26	0,31	22,73	23,87	–	–	58,10
2610	16,69	–	9,78	12,08	–	–	63,79
2621	12,08	–	6,04	10,74	–	–	77,78
2622	8,30	0,78	4,67	7,52	–	–	59,38
2631	8,21	–	4,11	8,21	273,79	333,33	33,33
2632	14,32	–	5,21	14,32	–	–	72,73
2640	6,71	–	5,59	6,71	–	–	50,00
2651	15,16	–	10,42	12,32	–	–	68,75
2660	7,93	–	6,61	5,29	–	–	83,33
2710	21,92	1,14	15,66	18,22	–	–	63,64
2722	19,56	1,63	13,04	19,56	–	–	58,33
2731	22,23	0,33	18,31	12,43	–	–	58,82
2732	40,68	1,23	22,19	23,42	–	–	63,64
2733	33,92	–	29,57	24,79	–	–	64,10
2740	14,76	–	9,22	11,99	92,23	62,50	43,75
2751	34,65	0,72	19,49	30,32	–	–	58,33
2759	11,83	0,70	8,35	8,35	–	–	58,82
2790	16,87	–	12,01	12,30	–	–	61,02
2812	24,39	–	21,52	24,39	–	–	64,71
2813	24,86	–	6,21	24,86	–	–	75,00
2815	25,90	–	25,90	23,75	–	–	50,00
2821	41,59	–	37,35	40,74	84,88	20,41	69,39
2822	26,18	–	24,43	25,60	–	–	57,78
2823	24,16	–	20,87	23,07	–	–	68,18
2825	–	–	–	–	–	–	–
2829	28,20	0,66	23,39	22,95	–	–	52,71
2832	4,86	–	–	4,86	–	–	50,00
2833	59,32	1,85	53,14	58,71	–	–	66,67
2840	27,01	–	22,75	18,48	–	–	57,89
2852	34,60	–	30,69	26,12	–	–	54,72
2854	25,65	–	20,15	17,71	61,07	23,81	59,52
2861	12,47	–	9,98	7,48	–	–	50,00
2862	17,67	1,18	14,14	17,67	–	–	53,33
2864	8,66	–	8,66	8,66	–	–	–
2869	17,13	0,80	11,78	15,53	26,77	15,63	57,81
2910	8,28	0,10	6,26	5,45	–	–	62,20
2920	26,01	1,53	16,83	16,83	–	–	35,29
2930	22,12	0,33	19,81	18,16	33,01	14,93	44,78
2941	17,01	2,22	11,09	15,16	–	–	60,87
2942	20,75	–	11,85	20,75	–	–	42,86
2943	13,72	–	13,72	13,72	–	–	53,85
2944	17,04	0,55	12,09	16,49	–	–	58,06
2945	9,25	0,59	6,69	8,07	–	–	61,70
2949	26,24	0,67	23,08	21,37	–	–	54,89
2950	10,55	–	8,06	10,55	–	–	29,41
3012	18,39	–	9,20	18,39	–	–	100,00
3031	21,35	1,07	18,15	6,41	–	–	40,00
3041	11,28	–	8,78	11,28	–	–	55,56
3092	11,45	–	11,45	11,45	–	–	100,00
3099	11,51	–	11,51	7,67	–	–	66,67
3101	13,97	0,48	11,72	13,38	–	–	57,63
3102	14,15	0,43	12,22	11,15	–	–	57,58
3103	8,16	–	4,08	8,16	–	–	80,00
3104	18,09	0,33	14,40	17,42	–	–	46,30
3211	1,12	–	–	1,12	–	–	100,00
3212	2,63	–	–	2,63	–	–	50,00
3230	93,67	–	18,01	93,67	–	–	30,77
3240	14,84	–	13,85	14,84	–	–	73,33
3250	12,41	0,48	8,11	11,61	15,90	12,82	53,85
3291	39,12	–	4,35	39,12	–	–	33,33
3292	9,85	–	7,66	9,85	–	–	77,78
3299	7,89	0,26	7,36	7,10	–	–	63,33

Capítulo 76 - Minas Gerais

76.2 - Indicadores de acidentes do trabalho, segundo a Classificação Nacional de Atividades Econômicas (CNAE), dos estabelecimentos localizados no estado de Minas Gerais - 2015

(continuação)

CNAE	INDICADORES DE ACIDENTES DO TRABALHO						
	Incidência (por 1.000 vínculos)	Incidência de Doenças Ocupacionais (por 1.000 vínculos)	Incidência de Acidentes Típicos (por 1.000 vínculos)	Incidência de Incapacidade Temporária (por 1.000 vínculos)	Taxa de Mortalidade (por 100.000 vínculos)	Taxa de Letalidade (por 1.000 acidentes)	Acidentalidade para a faixa 16 a 34 anos (por 100 acidentes)
3311	12,93	–	10,77	12,93	–	–	50,00
3312	4,78	–	1,20	4,78	–	–	50,00
3313	8,45	–	5,91	8,03	84,48	100,00	55,00
3314	12,34	0,16	9,60	8,47	–	–	58,82
3315	13,94	–	13,94	13,94	–	–	66,67
3316	37,45	–	31,21	33,29	–	–	52,78
3319	20,06	–	11,62	15,84	–	–	63,16
3321	9,89	0,24	7,54	6,59	–	–	47,62
3329	3,46	–	1,73	3,46	–	–	50,00
3511	21,66	0,80	12,30	18,45	–	–	35,80
3514	13,46	–	10,13	10,86	–	–	27,96
3520	4,80	–	4,80	4,80	–	–	–
3600	25,95	0,18	22,06	24,49	6,08	2,34	30,44
3702	7,55	–	7,55	3,78	–	–	50,00
3811	45,41	–	41,74	36,45	–	–	63,43
3812	25,44	–	22,26	15,90	–	–	37,50
3821	24,81	2,61	20,90	19,59	–	–	26,32
3822	53,82	–	52,19	40,77	–	–	63,64
3831	12,49	–	8,08	10,28	–	–	47,06
3832	21,79	–	20,51	21,79	–	–	41,18
3839	28,05	–	22,86	25,97	–	–	55,56
4110	15,07	0,24	13,18	14,52	7,89	5,24	41,36
4120	11,96	0,25	10,16	11,14	4,43	3,71	47,84
4211	13,51	0,07	12,07	10,77	13,68	10,13	53,16
4212	16,26	0,11	14,03	10,63	–	–	51,63
4213	14,87	–	12,26	13,87	20,10	13,51	41,89
4221	26,10	0,37	17,04	20,22	9,34	3,58	54,38
4222	10,89	0,21	9,01	10,47	–	–	48,08
4223	83,92	–	27,97	78,32	559,44	66,67	46,67
4292	8,37	–	7,26	3,19	14,52	17,34	58,96
4299	13,55	0,26	12,02	10,82	8,52	6,29	43,40
4311	5,06	–	5,06	3,38	–	–	66,67
4312	12,60	–	11,61	9,29	–	–	55,26
4313	17,10	0,17	14,69	13,36	24,90	14,56	55,34
4319	10,27	–	9,13	7,99	–	–	44,44
4321	10,05	–	8,11	8,19	7,44	7,41	57,04
4322	7,13	–	4,54	6,81	–	–	61,36
4329	12,75	–	8,57	6,54	10,72	8,40	64,71
4330	6,29	–	4,86	6,03	–	–	57,73
4391	9,66	–	7,98	9,66	–	–	47,83
4399	7,36	0,24	5,93	6,41	5,93	8,06	48,39
4511	6,49	–	4,76	6,04	3,75	5,78	58,38
4512	40,68	–	1,45	40,68	–	–	50,00
4520	5,32	0,12	3,93	5,01	7,71	14,49	63,04
4530	7,74	0,06	5,09	7,49	4,13	5,33	64,27
4541	7,94	–	2,69	7,68	25,61	32,26	79,03
4543	8,75	–	1,75	8,75	–	–	80,00
4611	6,32	–	6,32	6,32	–	–	100,00
4613	–	–	–	–	–	–	–
4614	15,39	–	15,39	15,39	–	–	33,33
4615	–	–	–	–	–	–	–
4616	–	–	–	–	–	–	–
4617	9,58	–	3,19	8,51	–	–	66,67
4618	1,20	–	1,20	1,20	–	–	–
4619	4,38	–	4,38	4,38	–	–	28,57
4621	34,51	0,23	30,98	33,80	–	–	61,22
4622	13,25	–	8,83	13,25	–	–	100,00
4623	10,34	–	7,50	9,31	155,16	150,00	62,50
4631	7,00	0,39	3,50	7,00	–	–	33,33
4632	3,99	–	2,49	3,99	–	–	50,00
4633	7,17	0,24	5,59	7,05	24,32	33,90	64,41
4634	17,29	0,58	14,98	15,56	28,81	16,67	58,33
4635	27,10	0,14	20,07	20,48	27,58	10,18	64,12
4636	6,58	–	4,38	6,58	–	–	66,67
4637	8,15	0,20	5,36	8,15	–	–	43,90
4639	7,56	0,07	5,77	7,42	6,63	8,77	52,63
4641	3,57	0,30	2,68	3,57	–	–	41,67
4642	3,43	–	2,74	3,09	–	–	80,00
4643	2,06	–	–	2,06	–	–	–
4644	7,35	0,16	4,85	7,04	15,64	21,28	74,47
4645	7,67	–	4,91	7,37	–	–	68,00
4646	10,68	–	5,79	9,57	–	–	64,58
4647	5,88	0,45	2,26	4,98	–	–	61,54
4649	3,78	–	2,94	3,57	–	–	72,22
4651	2,88	–	1,73	2,88	–	–	20,00
4652	1,66	–	–	1,66	–	–	100,00
4661	14,82	–	10,81	12,97	–	–	70,83
4662	10,38	–	9,95	7,35	–	–	41,67
4663	7,01	–	3,01	6,01	50,11	71,43	57,14
4664	5,08	–	3,38	5,08	–	–	66,67
4665	8,31	–	3,33	6,65	–	–	80,00
4669	11,57	–	10,35	9,74	–	–	84,21
4671	14,59	–	13,96	13,32	–	–	60,87

Capítulo 76 - Minas Gerais

76.2 - Indicadores de acidentes do trabalho, segundo a Classificação Nacional de Atividades Econômicas (CNAE), dos estabelecimentos localizados no estado de Minas Gerais - 2015

(continuação)

CNAE	INDICADORES DE ACIDENTES DO TRABALHO						
	Incidência (por 1.000 vínculos)	Incidência de Doenças Ocupacionais (por 1.000 vínculos)	Incidência de Acidentes Típicos (por 1.000 vínculos)	Incidência de Incapacidade Temporária (por 1.000 vínculos)	Taxa de Mortalidade (por 100.000 vínculos)	Taxa de Letalidade (por 1.000 acidentes)	Acidentalidade para a faixa 16 a 34 anos (por 100 acidentes)
4672	5,87	–	4,04	4,77	–	–	37,50
4673	2,96	–	2,96	2,96	–	–	33,33
4674	15,66	–	12,52	14,09	–	–	80,00
4679	20,42	0,86	16,98	19,56	43,00	21,05	62,11
4681	7,99	–	5,91	7,65	–	–	43,48
4682	40,37	1,61	32,83	33,37	–	–	62,67
4683	10,73	–	8,81	10,34	19,15	17,86	50,00
4684	7,17	–	4,78	7,17	239,09	333,33	66,67
4685	16,40	–	13,51	15,44	–	–	35,29
4686	4,31	–	3,23	4,31	–	–	75,00
4687	18,44	0,22	15,07	17,54	–	–	43,90
4689	9,64	–	8,00	9,64	–	–	60,98
4691	10,59	0,14	8,61	10,30	14,11	13,33	69,33
4692	6,53	–	4,35	6,53	–	–	50,00
4693	13,01	0,16	10,17	12,61	7,88	6,06	66,06
4711	12,39	0,14	10,11	11,68	2,15	1,74	66,47
4712	3,27	0,03	2,21	3,08	–	–	58,06
4713	7,76	0,09	5,14	7,57	–	–	65,06
4721	3,50	0,09	2,64	3,44	–	–	59,83
4722	6,10	–	4,34	6,10	–	–	66,25
4723	5,07	0,15	2,92	4,77	–	–	60,61
4724	3,08	0,10	2,19	2,78	–	–	70,97
4729	4,43	0,10	3,09	4,33	–	–	88,37
4731	4,28	0,05	2,51	4,13	12,09	28,25	55,37
4732	2,97	–	1,98	2,97	–	–	100,00
4741	7,22	–	4,48	6,97	–	–	68,97
4742	5,35	–	3,62	5,18	–	–	67,74
4743	10,80	–	9,41	10,80	–	–	59,68
4744	7,27	0,19	5,54	7,07	2,87	3,95	49,41
4751	4,28	–	2,34	3,99	–	–	81,82
4752	2,62	–	1,87	2,62	–	–	71,43
4753	7,14	0,18	4,16	7,01	4,38	6,13	68,71
4754	3,32	–	1,76	3,04	9,50	28,57	64,29
4755	2,62	0,07	1,59	2,62	6,89	26,32	76,32
4756	2,68	–	–	2,68	–	–	50,00
4757	6,50	0,36	4,33	6,50	–	–	61,11
4759	4,72	–	2,64	4,44	–	–	64,71
4761	1,90	–	1,24	1,82	–	–	73,91
4762	1,87	–	–	1,87	–	–	100,00
4763	3,07	–	1,73	3,07	–	–	78,26
4771	4,04	0,02	2,45	3,73	1,83	4,52	63,80
4772	2,48	0,10	1,34	1,24	–	–	66,67
4773	3,85	–	3,30	3,30	–	–	71,43
4774	1,64	–	0,82	1,64	–	–	80,00
4781	1,63	0,03	0,88	1,55	1,37	8,40	73,11
4782	3,21	–	2,43	3,03	–	–	70,00
4783	1,50	–	0,60	1,20	–	–	100,00
4784	13,63	–	8,77	13,07	–	–	58,90
4785	12,96	–	11,34	12,96	–	–	37,50
4789	4,58	0,09	2,91	4,35	5,76	12,58	68,55
4911	12,10	0,54	9,11	6,39	–	–	53,93
4912	21,46	–	14,93	16,79	93,28	43,48	21,74
4921	7,09	0,19	4,50	6,73	6,40	9,04	40,06
4922	12,16	0,17	8,59	11,65	17,01	13,99	39,86
4923	5,77	–	2,56	4,48	–	–	66,67
4924	3,13	–	2,09	3,13	–	–	16,67
4929	5,21	0,10	3,00	4,10	10,01	19,23	23,08
4930	13,57	0,20	10,92	12,43	58,27	42,94	45,43
5111	24,06	0,37	6,29	24,06	–	–	53,85
5112	21,15	–	7,93	21,15	–	–	25,00
5211	17,85	0,14	14,17	16,49	13,63	7,63	55,73
5212	19,09	–	7,45	17,22	–	–	45,12
5221	20,64	–	15,93	18,11	36,21	17,54	70,18
5222	15,38	–	7,69	15,38	–	–	75,00
5223	4,38	–	2,56	4,38	36,52	83,33	62,50
5229	10,19	0,44	6,87	9,31	22,16	21,74	41,30
5240	15,55	–	11,05	14,73	–	–	52,63
5250	16,49	0,56	11,74	13,70	–	–	66,10
5310	80,34	0,95	72,12	74,62	14,67	1,83	35,80
5320	12,39	–	7,59	12,14	25,29	20,41	57,14
5510	5,51	0,03	4,35	5,14	3,13	5,68	35,80
5590	1,82	–	1,37	1,82	–	–	50,00
5611	4,61	0,10	3,44	4,47	–	–	57,56
5612	4,54	–	3,02	4,54	–	–	33,33
5620	13,10	0,14	10,28	10,56	4,63	3,53	39,93
5811	12,12	–	3,03	12,12	–	–	87,50
5812	5,56	–	2,78	2,78	–	–	50,00
5813	7,58	–	3,79	7,58	–	–	50,00
5819	–	–	–	–	–	–	–
5821	–	–	–	–	–	–	–
5822	10,06	–	7,08	10,06	–	–	44,44
5829	8,25	–	5,50	8,25	–	–	50,00
5911	4,62	–	–	4,62	–	–	50,00

Capítulo 76 - Minas Gerais

76.2 - Indicadores de acidentes do trabalho, segundo a Classificação Nacional de Atividades Econômicas (CNAE), dos estabelecimentos localizados no estado de Minas Gerais - 2015

(continuação)

CNAE	INDICADORES DE ACIDENTES DO TRABALHO						
	Incidência (por 1.000 vínculos)	Incidência de Doenças Ocupacionais (por 1.000 vínculos)	Incidência de Acidentes Típicos (por 1.000 vínculos)	Incidência de Incapacidade Temporária (por 1.000 vínculos)	Taxa de Mortalidade (por 100.000 vínculos)	Taxa de Letalidade (por 1.000 acidentes)	Acidentalidade para a faixa 16 a 34 anos (por 100 acidentes)
5914	2,51	–	1,67	2,51	–	–	66,67
5920	–	–	–	–	–	–	–
6010	3,29	–	0,51	3,29	–	–	30,77
6021	7,07	0,37	4,47	6,33	–	–	31,58
6022	–	–	–	–	–	–	–
6110	7,23	–	4,63	6,65	–	–	72,00
6120	10,44	0,23	5,57	10,44	–	–	57,78
6130	–	–	–	–	–	–	–
6141	22,14	–	20,44	22,14	–	–	61,54
6190	7,39	–	4,22	6,54	–	–	88,57
6201	24,61	0,59	–	24,61	19,53	7,94	26,98
6202	4,90	–	0,77	4,38	–	–	47,37
6203	3,94	–	0,53	3,94	–	–	73,33
6204	3,27	–	1,04	3,27	14,88	45,45	59,09
6209	3,39	–	0,95	3,12	–	–	48,00
6311	6,40	–	1,35	6,07	33,71	52,63	63,16
6319	6,86	–	2,29	6,86	–	–	66,67
6391	–	–	–	–	–	–	–
6399	1,15	–	–	1,15	–	–	–
6421	4,69	0,28	3,69	2,84	–	–	27,27
6422	6,07	3,54	1,46	5,92	4,85	8,00	43,20
6423	2,71	–	0,70	2,61	–	–	33,33
6424	2,26	0,22	0,86	2,15	–	–	61,90
6431	–	–	–	–	–	–	–
6433	–	–	–	–	–	–	–
6436	–	–	–	–	–	–	–
6462	5,97	0,24	4,54	5,97	47,74	80,00	56,00
6463	12,79	–	12,79	12,79	127,88	100,00	10,00
6491	1,78	–	1,78	1,78	–	–	100,00
6493	4,55	–	–	4,55	–	–	50,00
6511	4,33	–	1,44	4,33	–	–	33,33
6512	–	–	–	–	–	–	–
6541	4,69	–	–	4,69	–	–	50,00
6550	12,89	–	7,91	8,29	–	–	53,47
6612	4,76	–	–	4,76	–	–	50,00
6613	15,70	–	2,62	15,70	–	–	50,00
6619	3,73	–	2,24	2,98	–	–	60,00
6621	19,41	–	–	19,41	–	–	–
6622	2,07	–	0,89	2,07	–	–	57,14
6629	6,35	–	2,12	6,35	–	–	66,67
6630	6,72	–	3,36	6,72	–	–	38,89
6810	9,75	0,31	7,86	9,12	–	–	50,00
6821	3,87	–	2,24	3,66	–	–	31,58
6822	5,58	–	4,74	5,30	–	–	30,00
6911	1,06	–	0,26	1,06	–	–	87,50
6912	0,59	–	0,20	0,59	–	–	–
6920	3,19	0,09	0,86	2,82	3,06	9,62	77,88
7020	3,75	0,10	1,15	3,27	9,62	25,64	58,97
7111	1,43	–	0,72	0,72	–	–	–
7112	8,64	0,08	6,56	7,99	15,43	17,86	53,57
7119	5,65	–	2,83	5,43	21,74	38,46	57,69
7120	6,86	–	4,12	6,40	–	–	80,00
7210	13,40	1,37	10,30	10,99	–	–	23,08
7220	5,15	–	2,94	5,15	–	–	42,86
7311	5,98	–	0,60	5,98	–	–	60,00
7312	4,30	–	2,15	4,30	–	–	100,00
7319	7,57	–	1,89	7,57	–	–	84,38
7320	21,92	–	4,38	21,92	–	–	50,00
7410	4,65	–	–	4,65	–	–	100,00
7420	5,38	–	1,96	5,38	–	–	45,45
7490	5,47	–	3,34	4,71	15,19	27,78	58,33
7500	2,26	1,13	1,13	2,26	–	–	50,00
7711	3,71	0,14	1,85	3,71	–	–	46,15
7719	4,46	1,12	2,23	4,46	111,51	250,00	25,00
7721	–	–	–	–	–	–	–
7722	2,37	–	–	2,37	–	–	100,00
7723	3,21	0,54	2,14	3,21	–	–	16,67
7729	1,28	–	0,64	1,28	–	–	100,00
7731	13,96	–	10,47	11,35	87,28	62,50	50,00
7732	9,41	0,24	6,67	8,22	–	–	50,63
7733	9,15	–	3,27	7,85	–	–	57,14
7739	10,26	–	8,64	8,64	–	–	64,47
7740	11,15	–	8,36	5,57	–	–	100,00
7810	8,96	–	4,85	8,21	–	–	45,83
7820	5,92	0,25	2,38	5,43	–	–	54,17
7830	5,22	–	2,61	4,63	–	–	45,45
7911	1,74	–	0,75	1,74	–	–	14,29
7912	–	–	–	–	–	–	–
7990	–	–	–	–	–	–	–
8011	5,27	0,03	1,51	4,65	6,85	12,99	51,30
8012	13,26	0,11	6,63	12,50	–	–	44,26
8020	16,82	–	11,61	14,93	–	–	69,01
8111	5,78	–	2,63	5,12	–	–	65,91

Capítulo 76 - Minas Gerais

76.2 - Indicadores de acidentes do trabalho, segundo a Classificação Nacional de Atividades Econômicas (CNAE), dos estabelecimentos localizados no estado de Minas Gerais - 2015

(conclusão)

CNAE	INDICADORES DE ACIDENTES DO TRABALHO						
	Incidência (por 1.000 vínculos)	Incidência de Doenças Ocupacionais (por 1.000 vínculos)	Incidência de Acidentes Típicos (por 1.000 vínculos)	Incidência de Incapacidade Temporária (por 1.000 vínculos)	Taxa de Mortalidade (por 100.000 vínculos)	Taxa de Letalidade (por 1.000 acidentes)	Acidentalidade para a faixa 16 a 34 anos (por 100 acidentes)
8112	6,35	0,16	4,62	5,67	4,67	7,35	31,99
8121	4,76	0,14	2,43	3,79	4,01	8,44	29,11
8122	4,57	–	1,52	4,57	–	–	50,00
8129	12,75	–	7,97	9,56	39,85	31,25	48,44
8130	13,03	–	6,88	11,22	–	–	50,00
8211	3,82	0,08	1,70	3,14	5,23	13,70	52,05
8219	4,22	–	2,26	3,83	–	–	60,47
8220	6,11	0,32	2,35	5,61	–	–	75,99
8230	8,90	–	5,60	8,90	–	–	57,14
8291	2,71	0,12	0,74	2,58	–	–	59,09
8292	2,71	–	–	2,71	–	–	100,00
8299	7,75	0,07	4,62	6,62	3,32	4,29	59,66
8411	4,45	0,06	3,48	3,38	1,21	2,71	31,52
8412	0,76	–	0,76	0,76	–	–	–
8413	2,87	–	2,87	2,87	–	–	–
8422	9,58	–	9,58	9,58	–	–	–
8423	3,22	–	2,82	2,82	–	–	75,00
8424	12,87	–	11,15	11,15	–	–	20,00
8430	10,13	–	7,59	10,13	–	–	50,00
8511	45,97	–	2,34	45,84	–	–	33,05
8512	1,86	0,06	1,41	1,73	–	–	24,14
8513	2,97	–	2,29	2,86	–	–	34,18
8520	3,95	0,08	2,81	3,65	–	–	23,08
8531	6,20	–	4,42	5,37	–	–	40,00
8532	7,07	–	5,51	4,74	–	–	46,59
8533	12,96	–	9,88	10,49	–	–	42,86
8541	2,11	–	1,17	2,11	–	–	33,33
8542	23,79	–	5,95	23,79	–	–	41,67
8550	10,44	0,21	7,58	10,01	–	–	34,25
8591	3,18	–	–	3,18	–	–	66,67
8592	2,69	–	–	2,69	–	–	50,00
8593	0,93	–	0,27	0,93	–	–	57,14
8599	5,83	0,11	3,52	5,46	14,21	24,39	40,00
8610	52,66	0,36	44,83	19,53	0,93	0,18	51,44
8621	33,70	1,16	22,08	24,40	116,20	34,48	62,07
8622	16,12	–	5,37	16,12	–	–	66,67
8630	7,55	0,09	5,80	3,91	–	–	50,58
8640	17,43	0,11	12,15	10,11	3,77	2,16	59,96
8650	5,95	0,09	5,01	3,02	–	–	46,03
8660	56,66	–	47,11	19,71	–	–	55,43
8690	17,17	0,16	13,20	8,59	15,90	9,26	60,19
8711	6,91	0,12	5,92	6,17	–	–	21,43
8712	5,29	–	2,65	3,97	–	–	50,00
8720	12,13	–	7,28	8,89	–	–	40,00
8730	10,65	0,43	7,39	9,13	–	–	40,82
8800	7,80	0,08	5,64	7,03	–	–	47,52
9001	5,42	0,54	3,79	4,87	–	–	80,00
9003	24,10	–	8,03	24,10	803,21	333,33	66,67
9102	–	–	–	–	–	–	–
9103	6,28	–	6,28	–	–	–	–
9311	13,73	–	8,24	10,98	–	–	80,00
9312	11,19	0,08	8,41	11,02	–	–	36,84
9313	1,53	0,10	0,92	1,43	10,21	66,67	46,67
9319	3,92	–	2,94	2,94	–	–	25,00
9321	7,02	–	2,34	9,36	–	–	66,67
9329	4,34	–	3,62	4,34	–	–	58,33
9411	3,03	–	2,02	3,03	–	–	77,78
9412	4,73	–	3,15	4,21	–	–	44,44
9420	3,89	0,14	1,53	3,61	27,80	71,43	46,43
9430	6,60	0,17	4,44	5,40	4,19	6,35	29,21
9491	5,86	–	4,48	5,57	7,23	12,35	23,46
9492	128,76	–	–	128,76	–	–	42,42
9493	4,45	–	3,34	4,45	–	–	25,00
9499	6,08	–	4,73	5,00	–	–	48,89
9511	2,66	–	1,59	2,66	–	–	70,00
9512	1,05	–	1,05	1,05	–	–	100,00
9521	6,49	–	3,03	6,06	43,26	66,67	73,33
9529	2,50	–	1,50	2,50	–	–	40,00
9601	10,74	–	8,84	9,68	–	–	43,14
9602	2,02	–	1,16	1,88	–	–	100,00
9603	3,42	–	2,63	3,42	–	–	53,85
9609	2,44	0,14	1,63	2,44	–	–	44,44
9700	0,69	0,08	0,62	0,62	–	–	33,33
Outros(1)	42,16	–	16,38	37,28	34,84	8,26	46,28

Fonte: DATAPREV, CAT, SUB, CNIS.

Notas: 1. Os dados são preliminares, estando sujeitos a correções.
2. As atividades econômicas que apresentam valores zerados para os indicadores são aquelas onde não ocorreram acidentes no período.

(1) Englobam as atividades que possuíam número médio de vínculos no ano menor que 100.

Capítulo 77 - Espírito Santo

77.1 - Indicadores de acidentes do trabalho, segundo a Classificação Nacional de Atividades Econômicas (CNAE), dos estabelecimentos localizados no estado do Espírito Santo - 2014

(continua)

CNAE	INDICADORES DE ACIDENTES DO TRABALHO						
	Incidência (por 1.000 vínculos)	Incidência de Doenças Ocupacionais (por 1.000 vínculos)	Incidência de Acidentes Típicos (por 1.000 vínculos)	Incidência de Incapacidade Temporária (por 1.000 vínculos)	Taxa de Mortalidade (por 100.000 vínculos)	Taxa de Letalidade (por 1.000 acidentes)	Acidentalidade para a faixa 16 a 34 anos (por 100 acidentes)
TOTAL	**16,52**	**0,23**	**11,58**	**13,34**	**11,15**	**6,75**	**53,36**
0111	62,47	–	12,49	62,47	–	–	60,00
0113	26,59	0,48	21,27	26,59	–	–	32,73
0133	25,25	–	21,76	24,38	–	–	67,24
0134	13,32	0,35	8,41	13,32	35,06	26,32	52,63
0135	14,34	–	14,34	14,34	–	–	60,00
0139	25,02	–	25,02	25,02	–	–	50,00
0151	12,46	–	10,96	11,96	49,84	40,00	28,00
0155	21,03	–	15,42	19,63	–	–	73,33
0161	27,91	–	19,70	27,91	–	–	52,94
0162	19,18	–	19,18	19,18	–	–	50,00
0210	24,55	–	21,67	20,22	–	–	47,06
0230	19,32	–	17,17	4,60	30,67	15,87	38,10
0600	18,16	0,42	15,20	5,07	–	–	39,53
0710	24,77	1,77	20,73	8,09	25,28	10,20	59,18
0810	23,38	1,17	19,04	22,38	100,22	42,86	47,86
0899	14,38	1,80	8,99	14,38	–	–	50,00
0910	71,12	1,09	60,18	14,22	109,42	15,38	40,00
1011	61,55	0,79	56,82	61,16	–	–	57,69
1012	60,85	1,30	46,86	58,25	32,54	5,35	60,43
1013	10,26	–	3,42	10,26	–	–	33,33
1020	65,68	–	60,63	55,58	–	–	61,54
1031	21,50	–	17,20	12,90	–	–	80,00
1033	15,98	–	12,43	4,44	–	–	77,78
1051	20,16	–	20,16	20,16	–	–	50,00
1052	26,71	–	16,70	25,60	55,65	20,83	83,33
1053	1,85	–	1,85	1,85	–	–	100,00
1062	20,05	–	18,04	20,05	–	–	70,00
1066	25,49	–	24,43	24,43	–	–	62,50
1069	–	–	–	–	–	–	–
1071	68,92	–	65,99	65,99	–	–	59,57
1081	2,00	–	2,00	2,00	–	–	100,00
1082	41,75	–	33,40	41,75	–	–	66,67
1091	19,31	0,39	15,84	18,93	–	–	64,00
1092	10,52	–	10,52	10,52	–	–	–
1093	19,81	3,71	9,90	14,03	–	–	50,00
1094	11,24	–	7,02	11,24	–	–	62,50
1095	3,44	–	3,44	3,44	–	–	–
1096	17,15	–	17,15	13,72	–	–	80,00
1099	13,41	–	9,76	9,76	–	–	72,73
1111	31,47	–	15,73	31,47	–	–	33,33
1113	47,21	–	18,88	47,21	–	–	80,00
1121	7,13	–	3,56	7,13	–	–	50,00
1122	54,24	1,08	45,56	47,73	–	–	68,00
1314	–	–	–	–	–	–	–
1340	3,46	–	–	3,46	–	–	50,00
1351	3,26	–	3,26	3,26	–	–	–
1354	17,82	8,91	8,91	17,82	–	–	50,00
1359	16,99	–	16,99	8,49	–	–	100,00
1411	15,07	–	7,53	15,07	–	–	41,67
1412	4,25	–	1,89	4,25	–	–	72,22
1413	8,02	–	1,34	8,02	–	–	–
1414	2,78	–	2,78	2,78	–	–	100,00
1510	94,03	–	86,80	72,33	–	–	61,54
1529	–	–	–	–	–	–	–
1531	2,61	–	2,61	2,61	–	–	–
1539	11,10	–	8,07	11,10	–	–	63,64
1540	6,77	–	3,39	6,77	–	–	–
1610	25,29	–	23,12	25,29	72,26	28,57	45,71
1622	15,53	–	14,67	15,53	–	–	55,56
1623	56,60	–	54,98	56,60	–	–	54,29
1629	13,02	–	13,02	13,02	–	–	50,00
1710	107,38	1,65	104,07	13,22	–	–	49,23
1721	47,56	–	47,56	47,56	–	–	50,00
1731	7,09	–	7,09	7,09	–	–	–
1733	16,04	–	16,04	16,04	–	–	100,00
1741	14,02	–	7,01	14,02	–	–	50,00
1812	12,69	–	4,76	11,10	–	–	50,00
1813	9,64	–	7,01	10,51	–	–	81,82
1910	11,26	–	7,51	–	–	–	–
1931	58,68	–	57,43	54,93	–	–	45,74
2013	84,87	–	82,30	77,15	–	–	54,55
2019	43,36	–	43,36	9,63	–	–	88,89
2032	35,05	7,01	14,02	35,05	–	–	80,00
2063	14,30	–	8,94	14,30	–	–	75,00
2071	29,89	–	19,93	29,89	–	–	77,78
2099	27,57	–	27,57	13,78	–	–	83,33
2121	77,69	–	53,78	65,74	–	–	84,62
2212	12,57	–	8,98	12,57	359,07	285,71	85,71
2219	92,43	–	76,36	20,09	–	–	56,52
2222	43,99	–	43,01	41,06	–	–	68,89

Capítulo 77 - Espírito Santo

77.1 - Indicadores de acidentes do trabalho, segundo a Classificação Nacional de Atividades Econômicas (CNAE), dos estabelecimentos localizados no estado do Espírito Santo - 2014

(continuação)

CNAE	INDICADORES DE ACIDENTES DO TRABALHO						
	Incidência (por 1.000 vínculos)	Incidência de Doenças Ocupacionais (por 1.000 vínculos)	Incidência de Acidentes Típicos (por 1.000 vínculos)	Incidência de Incapacidade Temporária (por 1.000 vínculos)	Taxa de Mortalidade (por 100.000 vínculos)	Taxa de Letalidade (por 1.000 acidentes)	Acidentalidade para a faixa 16 a 34 anos (por 100 acidentes)
2229	27,88	1,86	20,07	16,73	37,17	13,33	50,67
2319	22,38	–	22,38	21,06	131,64	58,82	58,82
2320	56,16	–	43,02	44,21	–	–	55,32
2330	24,55	0,32	21,97	23,26	–	–	57,89
2342	20,60	0,66	17,94	19,60	–	–	59,68
2349	13,34	2,96	8,89	10,38	–	–	33,33
2391	28,76	0,19	24,31	28,13	31,33	10,89	61,87
2399	31,01	–	28,50	26,82	83,81	27,03	62,16
2411	116,03	2,47	111,09	86,40	–	–	44,68
2412	44,51	–	44,51	44,51	–	–	80,00
2422	9,54	–	8,96	2,48	–	–	50,00
2423	84,99	–	67,99	33,99	–	–	63,33
2431	111,57	–	96,12	102,99	–	–	72,31
2441	67,42	3,55	53,22	63,87	–	–	63,16
2511	39,46	1,26	32,51	35,04	–	–	68,80
2512	14,34	–	12,08	13,59	–	–	52,63
2513	45,87	–	37,27	44,44	143,35	31,25	56,25
2532	36,26	–	29,01	37,71	–	–	60,00
2539	76,38	5,66	53,75	79,21	–	–	51,85
2542	15,40	1,92	9,62	15,40	–	–	62,50
2593	8,19	–	8,19	8,19	–	–	–
2599	53,68	0,98	48,80	53,68	–	–	74,55
2651	21,84	–	21,84	16,38	–	–	50,00
2710	20,65	0,72	16,66	20,29	–	–	77,19
2731	14,64	7,32	–	14,64	–	–	100,00
2733	50,99	3,64	43,70	18,21	–	–	57,14
2812	50,00	–	30,00	50,00	–	–	20,00
2822	18,84	–	14,13	18,84	–	–	50,00
2829	7,52	–	5,64	3,76	–	–	75,00
2833	15,90	–	15,90	15,90	–	–	80,00
2840	6,46	–	6,46	6,46	–	–	100,00
2852	6,96	–	–	6,96	–	–	100,00
2861	18,45	–	18,45	18,45	–	–	66,67
2869	25,46	–	15,28	16,97	–	–	86,67
2930	14,39	–	12,95	14,39	–	–	60,00
2950	–	–	–	–	–	–	–
3011	46,13	–	44,88	12,47	–	–	56,76
3032	81,28	7,39	51,72	81,28	–	–	18,18
3101	24,19	0,35	22,10	23,49	34,81	14,39	60,43
3102	50,35	–	42,40	45,05	–	–	78,95
3103	9,82	–	–	9,82	–	–	100,00
3104	101,84	–	101,84	93,35	–	–	91,67
3250	12,99	–	6,49	12,99	–	–	75,00
3291	51,60	–	7,37	51,60	–	–	71,43
3292	–	–	–	–	–	–	–
3299	10,30	–	7,72	10,30	–	–	75,00
3311	11,29	–	11,29	11,29	–	–	–
3312	2,69	–	–	1,35	–	–	50,00
3313	18,27	–	18,27	13,05	–	–	71,43
3314	12,84	0,33	9,75	6,50	–	–	54,43
3317	13,24	–	13,24	8,83	–	–	33,33
3319	32,15	–	32,15	19,29	–	–	60,00
3321	3,93	0,98	1,96	2,95	–	–	50,00
3329	36,09	–	32,80	36,09	–	–	54,55
3514	14,71	0,82	10,63	8,99	–	–	33,33
3520	–	–	–	–	–	–	–
3600	18,16	–	13,83	15,13	–	–	40,48
3702	12,38	–	12,38	9,28	–	–	75,00
3811	76,41	0,27	70,53	69,20	–	–	77,97
3812	43,46	–	43,46	43,46	–	–	66,67
3821	65,82	2,53	53,16	43,04	–	–	73,08
3822	109,52	–	101,10	92,67	168,49	15,38	76,92
3831	29,83	–	26,51	23,20	–	–	33,33
3832	23,45	–	15,64	23,45	–	–	66,67
3839	14,15	–	7,08	14,15	–	–	50,00
4110	40,95	–	36,49	37,71	40,55	9,90	50,00
4120	19,27	0,40	16,29	18,21	15,13	7,85	42,41
4211	14,93	–	12,74	11,37	27,39	18,35	44,04
4212	18,66	–	17,57	15,37	–	–	29,41
4213	11,85	–	10,46	10,46	209,18	176,47	35,29
4221	28,88	–	19,12	20,74	81,35	28,17	56,34
4222	11,11	–	11,11	9,53	–	–	57,14
4291	52,33	1,50	49,34	34,39	–	–	40,00
4292	18,45	0,29	14,93	8,20	29,28	15,87	63,49
4299	16,45	0,72	15,02	16,45	–	–	60,87
4311	4,37	–	4,37	4,37	–	–	100,00
4313	10,24	–	6,40	9,60	–	–	50,00
4321	17,68	–	12,48	15,60	–	–	62,75
4322	11,99	–	6,66	11,33	–	–	55,56
4329	17,20	–	13,89	9,26	–	–	46,15
4330	9,45	0,25	7,22	6,22	–	–	39,47

Capítulo 77 - Espírito Santo

77.1 - Indicadores de acidentes do trabalho, segundo a Classificação Nacional de Atividades Econômicas (CNAE), dos estabelecimentos localizados no estado do Espírito Santo - 2014

(continuação)

CNAE	INDICADORES DE ACIDENTES DO TRABALHO						
	Incidência (por 1.000 vínculos)	Incidência de Doenças Ocupacionais (por 1.000 vínculos)	Incidência de Acidentes Típicos (por 1.000 vínculos)	Incidência de Incapacidade Temporária (por 1.000 vínculos)	Taxa de Mortalidade (por 100.000 vínculos)	Taxa de Letalidade (por 1.000 acidentes)	Acidentalidade para a faixa 16 a 34 anos (por 100 acidentes)
4391	34,38	–	29,80	27,51	–	–	53,33
4399	13,65	–	12,12	11,09	17,07	12,50	60,00
4511	10,42	–	6,79	10,27	15,10	14,49	65,22
4520	11,07	–	8,83	11,07	–	–	69,57
4530	9,84	0,30	6,39	9,74	19,68	20,00	64,00
4541	8,86	–	3,26	8,86	–	–	68,42
4543	6,53	–	6,53	6,53	–	–	100,00
4617	9,43	–	9,43	6,28	–	–	100,00
4619	4,25	2,12	–	4,25	–	–	50,00
4621	18,02	–	12,33	16,12	–	–	73,68
4623	2,68	–	–	2,68	–	–	–
4631	12,47	–	12,47	12,47	–	–	66,67
4632	16,04	–	13,75	13,75	–	–	71,43
4633	11,64	0,83	7,90	11,64	–	–	60,71
4634	25,53	5,47	13,68	25,53	91,19	35,71	46,43
4635	20,87	0,37	16,40	18,63	–	–	62,50
4637	12,91	–	7,38	11,99	–	–	57,14
4639	18,02	–	13,44	18,02	–	–	53,97
4641	24,71	–	20,35	14,53	–	–	76,47
4642	9,77	–	3,91	9,77	–	–	80,00
4643	21,27	–	17,02	21,27	–	–	80,00
4644	11,77	0,78	4,71	10,98	–	–	60,00
4645	5,02	–	3,34	3,34	–	–	33,33
4646	4,49	–	2,25	4,49	–	–	–
4647	5,29	–	5,29	5,29	–	–	100,00
4649	6,39	–	6,39	6,39	–	–	55,56
4651	5,38	–	2,69	5,38	–	–	50,00
4652	19,28	–	9,64	19,28	–	–	–
4661	5,45	–	5,45	5,45	–	–	–
4662	24,66	–	15,69	13,45	–	–	63,64
4663	11,23	–	9,63	4,81	–	–	42,86
4664	15,38	–	15,38	12,30	–	–	60,00
4665	–	–	–	–	–	–	–
4669	8,25	–	2,75	5,50	–	–	66,67
4671	6,02	–	6,02	6,02	–	–	100,00
4672	14,98	–	10,37	14,98	–	–	69,23
4673	5,81	–	5,81	5,81	–	–	100,00
4679	11,84	–	8,52	11,36	47,35	40,00	64,00
4681	8,49	–	5,66	8,49	–	–	33,33
4682	106,39	–	101,44	108,87	–	–	79,07
4683	6,21	–	–	6,21	–	–	66,67
4684	11,45	–	11,45	11,45	–	–	66,67
4685	86,05	–	71,30	71,30	–	–	60,00
4686	3,99	–	–	3,99	–	–	–
4687	32,17	–	30,71	32,17	–	–	63,64
4689	14,89	–	11,45	14,89	–	–	76,92
4691	6,30	–	4,20	6,30	–	–	66,67
4692	69,25	–	69,25	49,46	–	–	71,43
4693	16,52	–	13,07	16,52	–	–	68,66
4711	14,46	0,23	12,36	14,16	6,65	4,60	67,82
4712	3,27	–	1,71	3,27	–	–	38,10
4713	15,44	–	10,99	15,44	–	–	76,27
4721	2,98	0,34	2,07	2,87	–	–	50,00
4722	7,32	0,92	2,75	7,32	–	–	62,50
4723	5,27	–	3,16	5,27	–	–	60,00
4724	19,40	–	15,87	19,40	–	–	72,73
4729	5,73	0,64	3,82	5,73	–	–	44,44
4731	5,08	–	2,16	4,78	15,40	30,30	51,52
4741	17,64	–	11,76	17,64	–	–	66,67
4742	16,11	–	14,71	9,10	–	–	60,87
4743	14,37	–	12,45	14,37	–	–	80,00
4744	8,51	0,08	6,35	8,51	30,96	36,36	52,73
4751	5,42	–	4,74	5,42	–	–	100,00
4752	7,15	–	2,60	7,15	–	–	100,00
4753	6,51	–	5,16	6,51	–	–	68,97
4754	6,31	–	3,44	4,74	14,35	22,73	50,00
4755	1,94	–	–	1,94	38,76	200,00	40,00
4756	4,21	–	–	4,21	–	–	100,00
4757	8,51	–	5,11	8,51	170,19	200,00	60,00
4759	2,85	–	2,13	2,85	–	–	75,00
4761	2,91	–	1,25	2,91	–	–	71,43
4763	3,78	–	1,26	3,78	–	–	50,00
4771	5,56	–	2,73	5,12	–	–	78,43
4772	4,22	–	3,01	4,22	–	–	57,14
4773	9,24	–	3,08	9,24	–	–	100,00
4774	2,83	0,71	–	2,13	–	–	100,00
4781	4,04	0,06	2,11	3,93	5,54	13,70	72,60
4782	4,38	–	3,13	3,13	–	–	57,14
4783	2,98	–	1,98	2,98	–	–	66,67
4784	20,11	–	13,41	19,00	–	–	83,33
4785	–	–	–	–	–	–	–

Capítulo 77 - Espírito Santo

77.1 - Indicadores de acidentes do trabalho, segundo a Classificação Nacional de Atividades Econômicas (CNAE), dos estabelecimentos localizados no estado do Espírito Santo - 2014

(continuação)

CNAE	INDICADORES DE ACIDENTES DO TRABALHO						
	Incidência (por 1.000 vínculos)	Incidência de Doenças Ocupacionais (por 1.000 vínculos)	Incidência de Acidentes Típicos (por 1.000 vínculos)	Incidência de Incapacidade Temporária (por 1.000 vínculos)	Taxa de Mortalidade (por 100.000 vínculos)	Taxa de Letalidade (por 1.000 acidentes)	Acidentalidade para a faixa 16 a 34 anos (por 100 acidentes)
4789	7,65	–	5,46	6,56	15,61	20,41	77,55
4911	5,36	0,17	4,50	1,73	17,30	32,26	67,74
4921	8,01	0,14	4,94	7,80	7,15	8,93	41,07
4922	8,27	–	5,01	8,02	–	–	45,45
4923	5,81	–	2,90	2,90	–	–	100,00
4924	1,48	–	1,48	1,48	–	–	–
4929	7,39	0,67	3,36	6,72	–	–	54,55
4930	16,56	0,26	12,21	13,50	14,76	8,91	45,43
4940	77,51	–	58,13	33,91	–	–	56,25
5011	26,86	–	20,15	20,15	–	–	50,00
5030	24,93	–	13,71	13,71	124,65	50,00	55,00
5111	37,90	–	21,32	35,53	–	–	37,50
5211	19,13	–	16,18	18,39	–	–	53,85
5212	27,00	1,15	18,38	20,10	–	–	48,94
5221	31,76	–	15,88	28,23	–	–	88,89
5222	6,59	–	6,59	6,59	–	–	–
5223	3,58	–	–	3,58	–	–	50,00
5229	13,60	–	8,65	13,60	123,62	90,91	54,55
5231	20,13	–	15,56	13,12	–	–	50,00
5232	29,08	–	15,86	23,79	–	–	45,45
5240	18,55	–	15,90	15,90	–	–	42,86
5250	25,17	0,44	17,22	23,41	–	–	66,67
5310	57,83	5,74	40,19	40,19	–	–	39,01
5320	42,51	–	30,52	43,60	109,00	25,64	56,41
5510	6,53	–	5,79	5,79	–	–	37,14
5590	3,45	–	–	3,45	–	–	–
5611	7,76	0,28	5,20	7,69	3,94	5,08	65,99
5612	–	–	–	–	–	–	–
5620	19,00	0,17	15,17	12,73	–	–	50,46
5822	13,62	0,76	6,81	12,86	–	–	44,44
5829	8,42	–	4,21	8,42	–	–	50,00
5911	–	–	–	–	–	–	–
5914	12,26	–	12,26	12,26	–	–	33,33
6010	2,89	–	1,45	2,89	–	–	50,00
6021	10,56	–	10,56	10,56	–	–	40,00
6110	13,60	–	11,33	12,47	–	–	50,00
6120	17,17	–	2,45	19,62	–	–	100,00
6141	12,11	–	9,08	12,11	–	–	50,00
6190	17,40	–	10,88	17,40	–	–	68,75
6201	188,44	7,54	15,08	188,44	–	–	28,00
6202	6,94	–	2,31	4,63	–	–	100,00
6203	13,09	–	–	19,64	–	–	100,00
6204	4,93	–	1,23	2,47	–	–	75,00
6209	2,43	–	1,74	1,39	–	–	71,43
6311	8,44	–	2,81	8,44	–	–	50,00
6319	8,29	–	–	8,29	–	–	–
6399	–	–	–	–	–	–	–
6421	6,14	3,07	2,05	6,14	–	–	50,00
6422	10,27	2,57	5,99	9,63	21,40	20,83	25,00
6423	5,12	0,93	1,40	4,65	–	–	36,36
6424	0,80	–	–	0,80	–	–	100,00
6433	5,27	–	5,27	–	–	–	–
6436	2,48	–	–	2,48	–	–	100,00
6462	5,39	–	1,80	5,39	–	–	66,67
6491	–	–	–	–	–	–	–
6493	3,73	–	–	3,73	373,02	1.000,00	–
6512	4,19	–	4,19	4,19	–	–	100,00
6550	16,96	–	5,14	11,30	–	–	72,73
6613	11,94	–	7,17	11,94	–	–	80,00
6619	–	–	–	–	–	–	–
6622	1,68	–	–	1,68	–	–	100,00
6629	–	–	–	–	–	–	–
6810	23,34	–	18,43	23,34	122,84	52,63	47,37
6821	1,42	–	–	1,42	142,05	1.000,00	100,00
6822	9,51	–	6,59	9,51	–	–	46,15
6911	–	–	–	–	–	–	–
6912	1,92	–	–	1,92	–	–	50,00
6920	7,07	–	2,52	6,60	–	–	66,67
7020	8,21	–	4,93	4,93	–	–	60,00
7112	19,08	–	15,67	15,67	20,09	10,53	49,47
7119	10,24	–	4,65	7,45	–	–	63,64
7120	18,91	–	6,30	16,81	–	–	66,67
7210	5,84	–	5,84	2,92	–	–	100,00
7311	6,03	–	2,01	6,03	–	–	66,67
7312	18,06	–	9,03	18,06	–	–	100,00
7319	12,70	–	4,23	12,70	–	–	66,67
7420	13,36	–	–	13,36	–	–	50,00
7490	10,17	–	3,70	8,32	–	–	54,55
7711	20,99	–	16,61	20,99	87,44	41,67	62,50
7719	9,32	–	3,11	9,32	–	–	33,33
7723	–	–	–	–	–	–	–

Capítulo 77 - Espírito Santo

77.1 - Indicadores de acidentes do trabalho, segundo a Classificação Nacional de Atividades Econômicas (CNAE), dos estabelecimentos localizados no estado do Espírito Santo - 2014

(conclusão)

CNAE	INDICADORES DE ACIDENTES DO TRABALHO						
	Incidência (por 1.000 vínculos)	Incidência de Doenças Ocupacionais (por 1.000 vínculos)	Incidência de Acidentes Típicos (por 1.000 vínculos)	Incidência de Incapacidade Temporária (por 1.000 vínculos)	Taxa de Mortalidade (por 100.000 vínculos)	Taxa de Letalidade (por 1.000 acidentes)	Acidentalidade para a faixa 16 a 34 anos (por 100 acidentes)
7729	19,28	–	9,64	19,28	–	–	50,00
7732	16,38	1,20	12,79	13,59	–	–	48,78
7733	–	–	–	–	–	–	–
7739	14,29	–	9,03	12,79	–	–	57,89
7740	4,84	–	–	4,84	–	–	100,00
7810	15,16	–	9,48	13,27	–	–	41,67
7820	14,48	0,24	9,26	12,35	–	–	52,46
7830	5,79	–	3,72	4,55	–	–	57,14
7911	1,07	–	–	1,07	–	–	100,00
8011	9,46	–	2,87	8,92	7,76	8,20	58,20
8012	14,81	–	7,93	14,28	–	–	57,14
8111	11,61	0,46	2,79	11,61	–	–	52,00
8112	12,02	0,32	9,63	11,54	7,96	6,62	35,10
8121	5,41	0,21	2,57	4,86	–	–	26,92
8122	30,94	3,09	12,38	30,94	–	–	70,00
8129	14,13	0,50	11,61	8,58	–	–	39,29
8130	5,33	–	5,33	2,66	–	–	50,00
8211	5,77	–	2,27	5,07	17,48	30,30	54,55
8219	3,80	1,27	1,27	3,80	63,28	166,67	33,33
8220	6,51	–	1,78	6,12	19,73	30,30	78,79
8230	24,09	–	20,48	22,88	–	–	75,00
8291	6,86	–	1,47	6,86	–	–	92,86
8299	9,82	–	4,31	8,62	–	–	60,98
8411	5,57	0,01	3,96	4,85	–	–	31,03
8412	16,15	–	10,40	14,38	–	–	49,32
8423	10,22	–	2,92	8,76	–	–	71,43
8424	6,93	–	5,30	6,93	–	–	29,41
8430	7,31	–	7,31	7,31	–	–	100,00
8511	15,99	0,53	2,13	15,46	–	–	46,67
8512	1,39	–	0,69	1,39	–	–	50,00
8513	7,89	0,38	4,70	7,71	–	–	42,86
8520	4,33	–	2,89	3,37	–	–	44,44
8531	4,99	–	3,82	4,70	–	–	35,29
8532	5,62	–	4,37	4,68	–	–	27,78
8533	6,44	–	4,60	6,44	–	–	42,86
8541	8,17	–	8,17	8,17	–	–	50,00
8550	4,47	–	4,47	4,47	–	–	–
8592	–	–	–	–	–	–	–
8593	0,79	–	0,79	0,79	–	–	–
8599	7,52	0,16	4,32	6,40	–	–	40,43
8610	68,00	0,33	59,49	23,93	–	–	53,62
8621	17,94	–	15,38	17,94	256,36	142,86	42,86
8630	27,48	–	22,82	11,57	16,07	5,85	59,65
8640	21,79	–	17,79	10,59	–	–	72,48
8650	1,58	–	1,58	1,58	–	–	–
8660	88,47	4,66	69,85	23,28	–	–	47,37
8690	11,04	–	6,97	6,97	–	–	68,42
8711	6,08	–	4,06	6,08	–	–	33,33
8712	30,73	–	9,70	27,49	–	–	47,37
8720	29,78	–	20,84	26,80	297,77	100,00	60,00
8730	3,51	3,51	–	3,51	–	–	–
8800	24,39	0,59	13,68	17,25	–	–	46,34
9001	4,83	–	4,83	4,83	–	–	100,00
9312	10,82	1,35	8,12	9,47	–	–	87,50
9313	2,74	–	1,10	2,19	–	–	60,00
9319	24,39	–	13,55	21,68	–	–	55,56
9321	41,52	–	34,60	41,52	–	–	66,67
9329	23,75	–	11,88	23,75	–	–	42,86
9411	4,75	–	4,75	4,75	–	–	50,00
9412	9,43	–	4,72	2,36	235,80	250,00	75,00
9420	4,67	1,33	1,33	4,67	–	–	14,29
9430	16,37	0,16	12,47	10,13	15,59	9,52	34,29
9491	4,76	0,28	3,36	4,20	–	–	23,53
9492	–	–	–	–	–	–	–
9493	12,41	–	12,41	12,41	–	–	–
9499	17,87	–	16,14	14,99	–	–	41,94
9511	5,83	–	0,97	4,86	–	–	83,33
9512	5,75	–	–	5,75	–	–	100,00
9521	6,55	–	1,64	6,55	–	–	100,00
9529	31,53	2,10	18,92	27,33	–	–	53,33
9601	9,45	–	6,87	9,45	–	–	45,45
9602	1,87	–	1,25	1,87	–	–	66,67
9603	8,94	–	3,58	8,94	–	–	60,00
9609	8,31	–	5,54	5,54	–	–	100,00
Outros(1)	43,14	–	25,55	39,01	198,87	46,10	47,87

Fonte: DATAPREV, CAT, SUB, CNIS.

Notas: 1. Os dados são preliminares, estando sujeitos a correções.
2. As atividades econômicas que apresentam valores zerados para os indicadores são aquelas onde não ocorreram acidentes no período.

(1) Englobam as atividades que possuíam número médio de vínculos no ano menor que 100.

Capítulo 77 - Espírito Santo

77.2 - Indicadores de acidentes do trabalho, segundo a Classificação Nacional de Atividades Econômicas (CNAE), dos estabelecimentos localizados no estado do Espírito Santo - 2015

(continua)

CNAE	INDICADORES DE ACIDENTES DO TRABALHO						
	Incidência (por 1.000 vínculos)	Incidência de Doenças Ocupacionais (por 1.000 vínculos)	Incidência de Acidentes Típicos (por 1.000 vínculos)	Incidência de Incapacidade Temporária (por 1.000 vínculos)	Taxa de Mortalidade (por 100.000 vínculos)	Taxa de Letalidade (por 1.000 acidentes)	Acidentalidade para a faixa 16 a 34 anos (por 100 acidentes)
TOTAL	**15,07**	**0,20**	**10,73**	**11,79**	**9,33**	**6,19**	**52,60**
0111	11,74	–	2,94	11,74	–	–	62,50
0113	16,37	0,36	14,19	15,28	36,38	22,22	33,33
0116	–	–	–	–	–	–	–
0121	6,32	–	–	6,32	–	–	33,33
0122	5,97	–	5,97	5,97	–	–	100,00
0133	15,67	–	13,37	14,90	76,42	48,78	41,46
0134	3,44	–	2,81	3,57	12,75	37,04	48,15
0135	4,70	–	4,70	4,70	–	–	–
0139	16,02	–	15,02	15,02	–	–	50,00
0151	3,44	–	3,03	3,24	–	–	35,29
0152	19,54	–	9,77	19,54	–	–	50,00
0154	22,16	–	19,39	22,16	–	–	75,00
0155	5,98	–	4,49	4,98	–	–	50,00
0161	2,46	–	2,46	2,21	–	–	30,00
0162	–	–	–	–	–	–	–
0210	16,03	–	11,76	12,83	–	–	40,00
0220	–	–	–	–	–	–	–
0230	17,27	–	14,20	4,61	115,14	66,67	37,78
0311	–	–	–	–	–	–	–
0322	8,64	–	–	8,64	–	–	100,00
0600	19,40	–	17,29	4,64	–	–	36,96
0710	24,57	–	22,64	5,80	–	–	53,93
0810	21,22	0,16	17,31	19,76	48,98	23,08	50,00
0899	19,30	–	15,44	19,30	–	–	30,00
0910	126,82	1,79	117,89	83,95	1.429,00	112,68	57,75
1011	65,21	–	62,91	65,59	–	–	67,65
1012	63,45	0,69	51,04	62,76	34,48	5,43	64,67
1013	4,64	–	4,64	4,64	–	–	33,33
1020	62,58	–	57,76	62,58	–	–	53,85
1031	9,06	–	6,80	9,06	–	–	75,00
1033	10,73	–	7,15	4,47	–	–	83,33
1051	10,60	–	10,60	10,60	–	–	33,33
1052	23,75	–	18,41	22,57	–	–	57,50
1053	7,37	1,84	5,53	7,37	–	–	50,00
1062	17,13	–	14,99	17,13	–	–	87,50
1063	9,77	–	9,77	9,77	–	–	–
1066	20,87	0,99	17,89	17,89	99,36	47,62	61,90
1069	5,73	–	–	5,73	–	–	–
1071	47,10	–	44,96	38,54	–	–	54,55
1081	1,95	–	1,95	1,95	–	–	–
1082	35,44	–	27,26	38,16	–	–	53,85
1091	5,40	–	4,20	5,40	–	–	66,67
1092	8,77	–	8,77	8,77	–	–	50,00
1093	17,21	2,39	11,95	6,22	–	–	58,33
1094	20,14	1,55	15,49	20,14	–	–	61,54
1095	–	–	–	–	–	–	–
1096	8,78	–	8,78	8,78	–	–	66,67
1099	5,10	–	5,10	2,55	–	–	50,00
1111	17,48	–	–	17,48	–	–	33,33
1121	3,58	–	3,58	3,58	–	–	100,00
1122	19,11	–	15,74	16,86	–	–	76,47
1314	10,30	–	–	10,30	–	–	50,00
1340	3,58	–	3,58	3,58	–	–	100,00
1351	24,23	–	16,15	24,23	–	–	33,33
1359	17,66	–	17,66	17,66	–	–	100,00
1411	5,86	1,46	1,46	5,86	–	–	25,00
1412	3,93	0,09	2,53	3,84	8,73	22,22	46,67
1413	4,93	–	3,29	3,29	–	–	–
1414	14,75	–	5,90	14,75	–	–	60,00
1510	70,82	–	70,82	70,82	–	–	33,33
1529	9,17	–	4,58	9,17	–	–	50,00
1531	1,60	–	1,60	1,60	–	–	–
1539	13,41	–	6,70	13,41	–	–	80,00
1540	6,19	–	3,10	6,19	–	–	50,00
1610	21,24	–	18,41	21,24	–	–	30,00
1622	20,01	0,87	19,14	20,01	87,00	43,48	34,78
1623	29,73	–	29,73	29,73	–	–	71,43
1629	26,04	–	26,04	26,04	–	–	50,00
1710	89,08	1,62	84,22	17,82	–	–	54,55
1721	33,98	–	33,98	33,98	–	–	60,00
1731	23,95	–	15,97	23,95	–	–	33,33
1733	29,54	–	29,54	29,54	–	–	80,00
1741	22,76	–	17,07	17,07	–	–	75,00
1812	19,69	–	6,56	18,05	–	–	25,00
1813	6,90	–	4,31	6,90	–	–	75,00
1822	8,73	–	8,73	8,73	–	–	100,00
1910	6,87	–	6,87	–	–	–	50,00
1931	46,88	–	44,51	43,92	59,35	12,66	46,84
2013	82,98	–	77,95	70,41	–	–	39,39
2019	26,90	–	22,41	17,93	–	–	33,33
2032	43,96	–	36,63	43,96	–	–	50,00

Capítulo 77 - Espírito Santo

77.2 - Indicadores de acidentes do trabalho, segundo a Classificação Nacional de Atividades Econômicas (CNAE), dos estabelecimentos localizados no estado do Espírito Santo - 2015

(continuação)

CNAE	INDICADORES DE ACIDENTES DO TRABALHO						
	Incidência (por 1.000 vínculos)	Incidência de Doenças Ocupacionais (por 1.000 vínculos)	Incidência de Acidentes Típicos (por 1.000 vínculos)	Incidência de Incapacidade Temporária (por 1.000 vínculos)	Taxa de Mortalidade (por 100.000 vínculos)	Taxa de Letalidade (por 1.000 acidentes)	Acidentalidade para a faixa 16 a 34 anos (por 100 acidentes)
2063	10,48	–	8,73	10,48	–	–	66,67
2071	12,88	–	12,88	12,88	–	–	75,00
2099	27,76	–	22,21	16,66	555,30	200,00	80,00
2121	43,42	–	43,42	27,14	–	–	37,50
2212	25,32	–	21,94	21,94	–	–	60,00
2219	71,08	–	41,46	47,38	–	–	50,00
2222	35,26	–	32,05	35,26	–	–	72,73
2229	17,77	0,36	13,42	11,24	–	–	59,18
2319	35,88	–	29,90	35,88	–	–	79,17
2320	27,67	–	26,41	23,89	–	–	50,00
2330	19,36	–	18,28	18,64	71,70	37,04	61,11
2342	24,30	–	21,08	18,94	35,73	14,71	52,94
2349	8,74	1,75	6,99	8,74	–	–	40,00
2391	28,49	0,20	23,74	27,89	26,38	9,26	59,49
2399	24,94	–	23,28	22,45	–	–	50,00
2411	40,63	–	40,63	29,35	–	–	38,89
2422	7,74	0,18	6,81	2,03	18,42	23,81	42,86
2423	79,47	–	62,44	34,06	–	–	35,71
2431	49,36	–	45,06	47,21	–	–	82,61
2441	60,09	–	53,02	60,09	–	–	70,59
2511	37,79	0,39	33,06	36,61	–	–	64,58
2512	14,68	–	12,95	14,68	–	–	70,59
2513	30,38	1,90	28,48	30,38	–	–	56,25
2532	45,32	–	35,78	35,78	–	–	47,37
2539	18,04	0,86	13,74	17,18	–	–	90,48
2542	6,73	–	4,48	6,73	–	–	33,33
2599	38,54	0,90	34,06	36,75	–	–	74,42
2651	17,09	–	5,70	11,40	–	–	100,00
2710	18,66	1,52	13,33	17,52	38,08	20,41	79,59
2731	27,23	27,23	–	18,15	–	–	66,67
2733	55,06	9,72	42,11	48,58	–	–	52,94
2812	28,62	–	21,47	28,62	–	–	25,00
2822	21,98	–	16,48	21,98	–	–	75,00
2829	17,12	1,07	13,91	9,63	–	–	75,00
2833	22,19	–	19,02	22,19	–	–	42,86
2840	7,53	–	7,53	7,53	–	–	100,00
2852	7,38	–	7,38	7,38	–	–	–
2861	38,92	–	38,92	32,43	–	–	50,00
2869	29,85	2,13	19,19	17,05	–	–	78,57
2920	85,59	–	77,03	59,91	–	–	70,00
2930	30,35	–	28,75	30,35	–	–	52,63
2950	3,51	–	–	3,51	–	–	100,00
3011	57,92	0,54	55,78	34,32	–	–	62,96
3032	33,00	–	33,00	33,00	–	–	60,00
3101	21,94	–	19,20	20,29	–	–	59,17
3102	36,76	–	33,08	29,41	–	–	80,00
3103	–	–	–	–	–	–	–
3104	29,87	–	29,87	29,87	–	–	75,00
3250	5,54	–	2,77	5,54	–	–	50,00
3291	67,80	–	8,47	67,80	–	–	37,50
3299	–	–	–	–	–	–	–
3311	–	–	–	–	–	–	–
3312	1,90	–	0,95	1,90	–	–	100,00
3313	8,38	–	2,79	5,58	–	–	100,00
3314	11,67	0,16	7,62	7,78	–	–	65,28
3317	68,02	–	62,35	56,68	–	–	33,33
3319	41,93	–	41,93	16,77	–	–	60,00
3321	6,75	–	5,78	5,78	–	–	42,86
3329	18,66	–	18,66	18,66	–	–	100,00
3511	11,65	–	5,83	11,65	–	–	100,00
3514	22,80	–	22,01	7,08	78,61	34,48	37,93
3520	–	–	–	–	–	–	–
3600	17,94	–	11,96	11,96	–	–	38,46
3701	21,37	–	16,03	21,37	–	–	75,00
3702	29,85	–	24,58	29,85	–	–	88,24
3811	60,69	0,30	54,71	51,72	–	–	75,86
3821	83,31	–	67,19	67,19	–	–	74,19
3822	143,95	–	138,11	73,92	–	–	81,08
3831	68,99	–	49,82	65,15	–	–	44,44
3832	11,68	–	11,68	11,68	–	–	100,00
3839	42,35	–	37,05	42,35	1.058,67	250,00	75,00
4110	25,87	0,64	22,91	25,03	–	–	45,90
4120	17,41	0,48	14,14	16,46	17,82	10,24	38,91
4211	13,66	0,35	11,91	11,56	17,51	12,82	37,18
4212	28,93	–	19,89	27,12	–	–	50,00
4213	17,14	–	8,91	14,40	–	–	44,00
4221	25,31	–	16,43	23,09	44,41	17,54	56,14
4222	16,77	–	14,37	15,17	–	–	47,62
4291	35,41	5,06	30,35	27,82	–	–	28,57
4292	13,92	–	10,94	7,63	–	–	50,00
4299	14,57	0,86	12,00	12,86	–	–	52,94
4311	5,20	–	5,20	5,20	–	–	50,00

Capítulo 77 - Espírito Santo

77.2 - Indicadores de acidentes do trabalho, segundo a Classificação Nacional de Atividades Econômicas (CNAE), dos estabelecimentos localizados no estado do Espírito Santo - 2015

(continuação)

CNAE	INDICADORES DE ACIDENTES DO TRABALHO						
	Incidência (por 1.000 vínculos)	Incidência de Doenças Ocupacionais (por 1.000 vínculos)	Incidência de Acidentes Típicos (por 1.000 vínculos)	Incidência de Incapacidade Temporária (por 1.000 vínculos)	Taxa de Mortalidade (por 100.000 vínculos)	Taxa de Letalidade (por 1.000 acidentes)	Acidentalidade para a faixa 16 a 34 anos (por 100 acidentes)
4313	11,72	–	9,87	9,87	–	–	21,05
4321	31,46	–	22,10	18,72	–	–	55,95
4322	12,01	–	8,48	10,60	–	–	70,59
4329	11,40	–	8,36	9,12	–	–	40,00
4330	5,30	–	4,47	5,02	–	–	42,11
4391	29,67	–	29,67	29,67	–	–	54,55
4399	13,23	–	9,92	8,76	38,92	29,41	52,94
4511	8,53	0,17	6,19	8,20	16,73	19,61	68,63
4520	11,54	–	8,81	11,38	–	–	55,56
4530	9,84	0,21	6,53	9,01	–	–	74,74
4541	10,75	0,49	3,91	10,26	–	–	81,82
4543	–	–	–	–	–	–	–
4617	4,34	–	4,34	4,34	–	–	100,00
4619	2,62	–	2,62	2,62	–	–	–
4621	11,22	–	7,77	11,22	–	–	53,85
4623	–	–	–	–	–	–	–
4631	15,82	–	11,87	15,82	–	–	100,00
4632	12,51	–	12,51	12,51	–	–	83,33
4633	10,68	–	5,93	9,89	–	–	62,96
4634	6,55	–	6,55	7,64	–	–	33,33
4635	26,14	–	17,97	23,28	40,84	15,63	70,31
4637	13,66	–	7,29	9,11	–	–	86,67
4639	16,16	–	11,67	15,86	–	–	62,96
4641	18,76	–	14,07	10,94	–	–	66,67
4642	7,99	–	5,99	4,00	–	–	75,00
4643	3,41	–	–	3,41	–	–	100,00
4644	3,98	–	3,98	3,98	–	–	80,00
4645	3,03	–	3,03	1,52	–	–	50,00
4646	5,33	–	2,13	5,33	–	–	60,00
4647	5,39	–	3,59	5,39	–	–	100,00
4649	8,77	–	5,84	8,77	–	–	66,67
4651	7,52	2,51	2,51	5,02	–	–	66,67
4652	29,39	–	19,59	29,39	–	–	66,67
4661	34,99	–	32,07	34,99	–	–	41,67
4662	30,01	–	24,55	30,01	–	–	36,36
4663	9,27	–	9,27	7,73	–	–	33,33
4664	2,96	–	2,96	2,96	–	–	–
4665	3,16	–	3,16	3,16	–	–	100,00
4669	34,92	–	27,16	34,92	–	–	66,67
4671	15,10	–	15,10	15,10	–	–	100,00
4672	16,33	–	16,33	16,33	–	–	71,43
4673	8,25	–	4,13	8,25	–	–	75,00
4679	19,05	–	15,42	18,59	45,35	23,81	59,52
4681	28,16	–	25,35	33,79	563,25	200,00	30,00
4682	123,74	5,27	113,21	118,47	–	–	72,34
4683	10,17	–	6,78	8,48	–	–	66,67
4684	7,57	–	7,57	7,57	–	–	50,00
4685	55,61	–	55,61	35,39	–	–	45,45
4686	4,06	–	–	4,06	–	–	–
4687	42,70	–	39,95	41,33	–	–	58,06
4689	11,07	–	9,84	11,07	–	–	66,67
4691	8,53	–	5,43	7,76	–	–	54,55
4693	16,79	–	12,66	16,31	–	–	71,01
4711	15,54	0,10	13,25	14,14	–	–	63,97
4712	3,22	–	2,09	3,22	–	–	55,00
4713	10,31	–	6,56	10,00	–	–	81,82
4721	4,30	–	3,53	3,84	–	–	71,43
4722	8,16	–	6,12	8,16	–	–	75,00
4723	4,09	0,82	1,64	4,09	–	–	80,00
4724	20,44	–	15,06	20,44	–	–	63,16
4729	4,89	–	2,17	4,89	–	–	88,89
4731	3,38	–	1,38	3,38	–	–	72,73
4741	5,73	–	1,15	5,73	–	–	80,00
4742	11,67	–	9,48	10,21	–	–	37,50
4743	6,64	–	3,79	6,64	–	–	71,43
4744	6,60	0,16	4,48	6,44	7,85	11,90	50,00
4751	3,55	–	1,78	3,11	–	–	50,00
4752	4,25	–	1,42	4,25	70,83	166,67	66,67
4753	6,24	–	3,12	5,93	31,22	50,00	80,00
4754	6,72	0,29	3,15	6,30	14,31	21,28	65,96
4755	1,57	–	0,79	1,57	–	–	50,00
4756	8,79	–	4,40	8,79	–	–	100,00
4757	3,39	–	–	3,39	–	–	100,00
4759	1,53	–	0,77	1,53	–	–	50,00
4761	3,09	–	1,77	2,65	–	–	57,14
4763	4,27	–	1,83	3,66	–	–	71,43
4771	4,79	–	2,23	4,36	10,64	22,22	73,33
4772	3,47	0,58	2,31	3,47	–	–	83,33
4773	–	–	–	–	–	–	–
4774	4,94	–	1,41	4,94	–	–	85,71
4781	3,94	–	2,06	3,88	11,42	28,99	79,71
4782	7,23	0,23	3,61	6,55	–	–	87,50

Capítulo 77 - Espírito Santo

77.2 - Indicadores de acidentes do trabalho, segundo a Classificação Nacional de Atividades Econômicas (CNAE), dos estabelecimentos localizados no estado do Espírito Santo - 2015

(continuação)

CNAE	INDICADORES DE ACIDENTES DO TRABALHO						
	Incidência (por 1.000 vínculos)	Incidência de Doenças Ocupacionais (por 1.000 vínculos)	Incidência de Acidentes Típicos (por 1.000 vínculos)	Incidência de Incapacidade Temporária (por 1.000 vínculos)	Taxa de Mortalidade (por 100.000 vínculos)	Taxa de Letalidade (por 1.000 acidentes)	Acidentalidade para a faixa 16 a 34 anos (por 100 acidentes)
4783	3,00	–	2,00	3,00	–	–	100,00
4784	16,33	1,09	10,89	16,33	–	–	66,67
4785	7,47	–	7,47	7,47	–	–	100,00
4789	6,35	–	3,34	5,35	–	–	81,58
4911	7,90	0,52	6,53	2,23	–	–	52,17
4921	6,48	–	4,23	6,41	34,12	52,63	32,63
4922	5,62	–	2,81	5,36	25,53	45,45	59,09
4923	8,18	–	2,73	2,73	–	–	33,33
4924	2,44	–	1,22	1,22	–	–	50,00
4929	5,21	0,74	2,98	4,46	74,40	142,86	42,86
4930	14,23	0,15	10,89	11,27	19,17	13,48	46,09
4940	33,59	–	33,59	9,60	959,62	285,71	57,14
5011	30,11	–	30,11	12,04	–	–	20,00
5030	19,66	–	17,59	12,41	–	–	42,11
5111	29,27	–	21,96	26,83	–	–	50,00
5211	20,11	–	14,89	17,13	74,47	37,04	51,85
5212	31,38	–	24,08	24,81	–	–	46,51
5221	33,47	–	26,49	32,07	–	–	62,50
5222	8,37	–	8,37	8,37	–	–	100,00
5223	14,16	–	7,08	14,16	–	–	62,50
5229	12,39	–	8,67	12,39	–	–	50,00
5231	27,08	0,30	23,74	12,17	–	–	48,31
5232	6,20	–	3,10	3,10	–	–	–
5239	59,05	–	45,93	45,93	656,10	111,11	44,44
5240	10,51	–	5,25	7,88	–	–	50,00
5250	29,61	0,97	15,53	27,18	–	–	65,57
5310	57,97	7,73	42,94	39,94	–	–	29,63
5320	24,65	–	13,45	23,53	–	–	68,18
5510	7,87	0,20	5,90	6,89	–	–	35,00
5590	–	–	–	–	–	–	–
5611	6,52	0,20	4,67	6,29	–	–	64,85
5612	35,21	–	7,04	35,21	–	–	100,00
5620	15,61	0,18	12,80	11,58	–	–	50,56
5812	13,79	–	13,79	13,79	–	–	50,00
5822	23,69	–	16,58	22,90	–	–	53,33
5829	9,49	–	9,49	9,49	–	–	50,00
5914	12,53	–	6,26	12,53	–	–	25,00
6010	–	–	–	–	–	–	–
6021	5,74	–	3,44	5,74	–	–	80,00
6110	7,55	–	6,47	6,47	–	–	42,86
6120	3,06	–	–	3,06	–	–	100,00
6141	–	–	–	–	–	–	–
6190	22,68	–	17,82	22,68	–	–	64,29
6201	20,44	–	1,32	19,12	65,94	32,26	41,94
6202	2,15	–	2,15	2,15	–	–	100,00
6203	5,71	–	–	5,71	–	–	–
6204	9,38	–	3,13	6,26	–	–	83,33
6209	4,43	0,40	2,01	2,82	–	–	45,45
6311	9,84	–	–	9,84	–	–	60,00
6319	9,62	–	9,62	9,62	–	–	100,00
6399	7,55	–	–	7,55	–	–	100,00
6421	11,30	1,03	8,22	5,14	–	–	27,27
6422	9,22	0,66	3,73	8,34	21,95	23,81	35,71
6423	4,26	0,47	2,37	2,84	–	–	–
6424	1,55	–	0,78	1,55	–	–	50,00
6433	–	–	–	–	–	–	–
6436	–	–	–	–	–	–	–
6462	8,16	–	5,44	8,16	–	–	66,67
6491	–	–	–	–	–	–	–
6493	3,49	–	–	3,49	–	–	100,00
6512	4,01	–	4,01	4,01	–	–	–
6550	11,83	–	6,69	8,74	–	–	65,22
6613	–	–	–	–	–	–	–
6619	–	–	–	–	–	–	–
6622	1,44	–	1,44	1,44	–	–	–
6629	–	–	–	–	–	–	–
6810	11,18	–	11,18	11,18	–	–	71,43
6821	1,45	–	1,45	1,45	–	–	–
6822	4,72	–	3,15	4,72	–	–	50,00
6911	2,99	–	1,49	2,24	–	–	100,00
6912	–	–	–	–	–	–	–
6920	4,14	0,15	1,63	3,55	–	–	82,14
7020	13,28	–	8,85	8,85	–	–	75,00
7112	15,24	–	12,93	11,78	–	–	45,45
7119	17,66	–	11,77	10,79	–	–	61,11
7120	10,23	–	6,14	10,23	–	–	40,00
7210	13,06	–	2,61	10,45	–	–	80,00
7311	4,63	–	4,63	4,63	–	–	–
7312	–	–	–	–	–	–	–
7319	16,20	–	11,78	16,20	–	–	81,82
7420	–	–	–	–	–	–	–
7490	8,59	3,22	5,37	4,30	–	–	12,50

Capítulo 77 - Espírito Santo

77.2 - Indicadores de acidentes do trabalho, segundo a Classificação Nacional de Atividades Econômicas (CNAE), dos estabelecimentos localizados no estado do Espírito Santo - 2015

(conclusão)

CNAE	INDICADORES DE ACIDENTES DO TRABALHO						
	Incidência (por 1.000 vínculos)	Incidência de Doenças Ocupacionais (por 1.000 vínculos)	Incidência de Acidentes Típicos (por 1.000 vínculos)	Incidência de Incapacidade Temporária (por 1.000 vínculos)	Taxa de Mortalidade (por 100.000 vínculos)	Taxa de Letalidade (por 1.000 acidentes)	Acidentalidade para a faixa 16 a 34 anos (por 100 acidentes)
7711	14,95	2,14	10,68	14,95	–	–	71,43
7719	11,77	–	8,83	14,71	294,19	250,00	25,00
7723	5,41	–	2,71	5,41	–	–	50,00
7729	9,37	–	9,37	–	–	–	100,00
7732	11,93	–	8,11	11,45	–	–	60,00
7733	–	–	–	–	–	–	–
7739	16,46	0,91	10,97	15,54	–	–	50,00
7810	12,38	–	6,46	12,38	–	–	39,13
7820	8,60	–	5,06	7,08	–	–	47,06
7830	6,65	–	2,49	5,81	–	–	43,75
7911	2,17	–	2,17	2,17	–	–	50,00
8011	12,79	0,09	3,17	12,08	–	–	57,93
8012	19,93	–	8,69	18,40	–	–	56,41
8020	31,41	–	23,04	23,04	–	–	42,22
8111	12,34	–	6,85	11,42	–	–	37,04
8112	9,55	0,22	7,16	9,47	–	–	38,28
8121	7,29	0,23	3,18	6,67	–	–	31,91
8122	11,17	–	5,59	11,17	–	–	75,00
8129	12,35	–	9,81	8,36	–	–	41,18
8130	3,12	–	–	3,12	–	–	100,00
8211	7,35	–	4,58	6,37	–	–	46,67
8219	4,93	–	1,85	4,31	–	–	50,00
8220	6,14	0,41	2,87	5,32	–	–	76,67
8230	3,35	–	2,23	3,35	–	–	33,33
8291	4,38	–	2,43	4,38	–	–	33,33
8299	11,06	–	5,87	7,45	–	–	65,31
8411	4,69	0,03	2,95	3,96	2,01	4,29	29,18
8412	11,39	–	8,81	9,24	–	–	39,62
8423	–	–	–	–	–	–	–
8424	9,50	–	3,80	7,13	–	–	30,00
8430	–	–	–	–	–	–	–
8511	13,17	–	1,52	13,17	–	–	30,77
8512	1,33	–	0,66	1,33	–	–	50,00
8513	7,78	–	5,56	7,59	–	–	28,57
8520	4,80	–	3,73	4,26	–	–	22,22
8531	4,60	–	2,30	4,31	–	–	25,00
8532	7,64	–	6,11	7,03	–	–	40,00
8533	8,23	–	4,57	6,40	–	–	55,56
8541	2,93	–	2,93	2,93	–	–	33,33
8592	–	–	–	–	–	–	–
8593	3,04	–	–	3,80	–	–	100,00
8599	6,88	0,31	4,22	6,09	–	–	38,64
8610	81,66	1,20	69,60	28,77	–	–	52,71
8621	50,10	–	26,37	44,83	–	–	47,37
8630	18,72	–	14,50	9,85	–	–	51,13
8640	24,26	0,19	18,83	9,51	–	–	68,00
8650	2,72	–	1,36	2,04	–	–	75,00
8660	21,91	–	17,48	6,78	–	–	40,48
8690	12,36	–	10,67	6,74	–	–	31,82
8711	4,27	–	3,41	4,27	–	–	60,00
8712	23,71	–	10,37	19,26	–	–	50,00
8720	13,97	–	8,38	11,18	–	–	80,00
8730	3,14	–	3,14	3,14	–	–	–
8800	25,45	–	16,97	13,26	53,02	20,83	31,25
9001	14,95	–	14,95	14,95	–	–	100,00
9101	–	–	–	–	–	–	–
9312	10,29	–	6,86	10,29	–	–	33,33
9313	1,45	–	0,97	1,45	–	–	–
9319	20,16	–	17,64	15,12	–	–	37,50
9321	10,80	–	10,80	5,40	–	–	50,00
9329	28,77	–	16,92	25,38	–	–	17,65
9411	7,24	–	–	4,83	–	–	66,67
9412	9,10	–	1,52	6,07	–	–	16,67
9420	4,67	0,67	2,00	3,33	–	–	28,57
9430	5,81	–	4,18	4,00	–	–	34,38
9491	5,30	0,28	4,19	4,75	–	–	36,84
9492	–	–	–	–	–	–	–
9499	22,49	–	15,91	17,28	–	–	54,88
9511	5,87	–	4,70	5,87	–	–	80,00
9512	22,08	–	11,04	22,08	–	–	25,00
9521	11,44	–	7,63	11,44	190,63	166,67	50,00
9529	19,90	–	12,44	19,90	–	–	62,50
9601	3,35	–	1,67	3,35	–	–	75,00
9602	1,90	–	0,63	1,90	–	–	33,33
9603	7,13	–	5,35	7,13	–	–	25,00
9609	1,85	–	0,92	1,85	–	–	100,00
9700	–	–	–	–	–	–	–
Outros(1)	27,55	0,16	18,63	23,41	47,78	17,34	44,51

Fonte: DATAPREV, CAT, SUB, CNIS.

Notas: 1. Os dados são preliminares, estando sujeitos a correções.
2. As atividades econômicas que apresentam valores zerados para os indicadores são aquelas onde não ocorreram acidentes no período.

(1) Englobam as atividades que possuíam número médio de vínculos no ano menor que 100.

Capítulo 78 - Rio de Janeiro

78.1 - Indicadores de acidentes do trabalho, segundo a Classificação Nacional de Atividades Econômicas (CNAE), dos estabelecimentos localizados no estado do Rio de Janeiro - 2014

(continua)

CNAE	INDICADORES DE ACIDENTES DO TRABALHO						
	Incidência (por 1.000 vínculos)	Incidência de Doenças Ocupacionais (por 1.000 vínculos)	Incidência de Acidentes Típicos (por 1.000 vínculos)	Incidência de Incapacidade Temporária (por 1.000 vínculos)	Taxa de Mortalidade (por 100.000 vínculos)	Taxa de Letalidade (por 1.000 acidentes)	Acidentalidade para a faixa 16 a 34 anos (por 100 acidentes)
TOTAL	**13,36**	**0,45**	**8,78**	**10,67**	**4,51**	**3,37**	**45,12**
0113	42,23	–	5,81	40,64	–	–	40,00
0119	–	–	–	–	–	–	–
0121	27,44	–	4,57	27,44	–	–	41,67
0122	15,18	–	5,06	15,18	–	–	–
0133	28,44	–	18,96	28,44	–	–	33,33
0134	–	–	–	–	–	–	–
0142	15,37	–	15,37	15,37	–	–	50,00
0151	5,35	–	5,35	5,09	–	–	50,00
0152	6,06	–	6,06	6,06	–	–	33,33
0155	19,40	–	17,25	19,40	107,79	55,56	44,44
0161	2,93	–	2,93	2,93	–	–	33,33
0162	24,43	4,07	20,36	24,43	–	–	33,33
0210	5,99	–	5,99	5,99	–	–	–
0230	13,77	–	13,77	4,59	–	–	100,00
0311	11,33	–	11,33	11,33	–	–	–
0322	8,14	–	8,14	8,14	–	–	–
0600	33,52	0,25	29,58	6,76	–	–	38,99
0710	16,34	0,26	4,59	8,17	–	–	57,81
0810	21,74	0,91	16,30	19,70	45,29	20,83	46,88
0892	14,54	–	14,54	14,54	–	–	62,50
0899	2,61	–	2,61	2,61	–	–	–
0910	28,74	2,05	23,44	5,68	3,79	1,32	59,68
1011	28,20	–	26,03	28,20	–	–	50,00
1012	25,31	0,35	18,72	20,45	–	–	56,16
1013	16,16	1,15	14,04	15,39	–	–	50,00
1020	33,29	–	31,10	25,84	–	–	35,53
1031	7,15	–	7,15	7,15	–	–	66,67
1032	15,09	–	15,09	15,09	754,72	500,00	50,00
1033	6,68	–	6,68	6,68	–	–	100,00
1043	–	–	–	–	–	–	–
1051	10,80	–	9,45	10,80	–	–	50,00
1052	13,49	0,96	9,15	12,52	–	–	64,29
1053	9,28	–	7,96	7,96	–	–	64,29
1061	29,90	–	9,97	29,90	–	–	–
1062	42,95	11,13	31,81	36,59	636,27	148,15	51,85
1066	9,92	–	5,95	9,92	–	–	100,00
1069	14,15	–	14,15	14,15	–	–	58,33
1071	4,95	–	4,95	4,95	–	–	40,00
1072	19,01	–	15,20	19,01	–	–	40,00
1081	2,23	–	2,23	2,23	–	–	100,00
1091	15,65	–	12,82	14,76	–	–	53,33
1092	10,46	–	8,56	11,41	–	–	27,27
1093	2,24	–	2,24	2,24	–	–	100,00
1094	7,27	0,48	5,17	6,78	–	–	48,89
1095	19,27	–	19,27	19,27	–	–	72,73
1096	5,83	–	4,37	5,83	–	–	75,00
1099	11,64	0,65	9,05	10,99	–	–	42,59
1111	26,20	–	5,61	20,58	–	–	57,14
1112	31,62	–	27,41	31,62	–	–	73,33
1113	21,70	0,21	18,51	14,04	21,28	9,80	69,61
1121	8,24	–	3,66	9,15	91,55	111,11	55,56
1122	32,98	0,32	24,37	28,59	16,25	4,93	49,26
1220	–	–	–	–	–	–	–
1311	21,94	–	17,07	21,94	–	–	55,56
1321	–	–	–	–	–	–	–
1323	41,01	–	32,90	39,10	–	–	79,07
1330	15,52	–	12,20	15,52	–	–	64,29
1340	9,84	–	6,33	8,43	–	–	92,86
1351	4,10	–	2,05	4,10	–	–	50,00
1352	12,95	–	8,63	12,95	–	–	66,67
1353	41,34	–	41,34	41,34	–	–	57,14
1354	8,31	–	8,31	8,31	–	–	100,00
1359	10,21	0,73	7,66	9,12	–	–	64,29
1411	15,90	0,05	13,44	15,75	–	–	82,90
1412	3,34	0,25	2,27	3,09	–	–	51,61
1413	3,39	–	2,55	2,97	–	–	37,50
1414	6,66	–	3,81	5,71	–	–	57,14
1422	13,35	4,45	2,23	13,35	–	–	16,67
1521	5,69	0,47	3,32	5,21	–	–	50,00
1529	–	–	–	–	–	–	–
1531	6,10	–	4,88	6,10	–	–	60,00
1610	13,63	–	4,54	13,63	–	–	66,67
1622	13,56	0,97	12,59	13,56	–	–	28,57
1623	12,31	3,08	9,23	12,31	–	–	25,00
1629	7,43	–	7,43	7,43	–	–	–
1721	18,18	0,48	16,26	11,96	–	–	36,84
1731	12,41	–	10,86	12,41	–	–	50,00
1733	18,32	–	16,85	18,32	73,28	40,00	56,00
1741	20,84	1,02	15,76	19,31	–	–	56,10

Capítulo 78 - Rio de Janeiro

78.1 - Indicadores de acidentes do trabalho, segundo a Classificação Nacional de Atividades Econômicas (CNAE), dos estabelecimentos localizados no estado do Rio de Janeiro - 2014

(continuação)

CNAE	INDICADORES DE ACIDENTES DO TRABALHO						
	Incidência (por 1.000 vínculos)	Incidência de Doenças Ocupacionais (por 1.000 vínculos)	Incidência de Acidentes Típicos (por 1.000 vínculos)	Incidência de Incapacidade Temporária (por 1.000 vínculos)	Taxa de Mortalidade (por 100.000 vínculos)	Taxa de Letalidade (por 1.000 acidentes)	Acidentalidade para a faixa 16 a 34 anos (por 100 acidentes)
1742	18,65	–	15,26	18,65	–	–	36,36
1749	41,08	–	34,51	42,73	–	–	56,00
1811	10,51	–	3,71	9,89	–	–	58,82
1812	59,67	2,46	42,70	15,33	–	–	24,77
1813	3,32	–	2,56	3,32	–	–	53,85
1821	3,44	–	1,72	2,58	–	–	25,00
1830	–	–	–	–	–	–	–
1921	34,34	1,43	21,94	12,95	6,20	1,81	37,55
1922	29,40	1,31	22,87	18,29	–	–	40,00
1931	20,54	–	18,12	20,54	–	–	70,59
1932	17,58	–	8,79	8,79	–	–	100,00
2014	12,12	–	10,10	12,12	–	–	50,00
2019	27,11	–	24,18	18,32	–	–	43,24
2021	17,25	–	14,20	8,12	–	–	52,94
2029	17,14	–	12,86	12,86	–	–	50,00
2031	24,69	–	24,69	18,52	–	–	75,00
2033	10,92	–	10,92	10,92	–	–	66,67
2040	24,28	–	4,86	19,43	–	–	100,00
2051	14,74	–	9,82	12,28	–	–	33,33
2052	24,48	–	17,80	8,90	–	–	59,09
2061	6,73	–	1,68	6,73	–	–	100,00
2062	18,39	0,84	15,05	19,23	83,60	45,45	68,18
2063	19,36	0,14	16,11	17,74	–	–	50,35
2071	19,67	1,16	13,88	13,31	–	–	44,12
2073	25,79	–	19,34	25,79	–	–	50,00
2091	52,44	–	8,74	52,44	–	–	50,00
2092	25,50	–	23,18	16,23	–	–	57,58
2093	43,38	–	40,28	29,43	–	–	53,57
2094	11,17	–	11,17	–	–	–	33,33
2099	12,97	0,31	10,50	12,35	–	–	38,10
2110	6,23	–	4,45	5,34	–	–	42,86
2121	20,17	1,33	12,51	14,72	–	–	29,20
2122	37,27	–	32,30	37,27	–	–	53,33
2123	13,69	–	4,56	13,69	–	–	33,33
2211	41,66	0,39	37,90	6,71	–	–	55,45
2212	19,72	–	18,31	19,72	–	–	64,29
2219	76,54	–	37,55	72,21	–	–	52,83
2221	71,34	21,78	46,56	38,30	–	–	30,53
2222	23,67	3,47	17,67	19,09	–	–	58,00
2223	10,93	–	6,56	10,93	218,58	200,00	80,00
2229	23,26	0,35	20,10	14,13	–	–	62,64
2311	30,26	1,04	26,09	22,96	–	–	55,17
2312	124,10	1,09	107,77	52,25	–	–	50,88
2319	11,85	–	11,85	11,85	–	–	12,50
2320	40,31	19,15	16,12	18,14	–	–	25,00
2330	15,35	–	12,82	14,37	14,09	9,17	55,05
2341	27,17	–	20,38	27,17	–	–	25,00
2342	5,66	–	4,99	5,49	–	–	50,00
2349	5,12	–	3,41	6,82	170,60	333,33	–
2391	3,87	0,32	2,90	3,55	–	–	33,33
2399	33,06	–	27,65	31,26	120,23	36,36	50,91
2421	20,34	–	18,40	9,69	32,29	15,87	53,97
2422	15,33	0,45	12,57	7,40	8,91	5,81	63,37
2423	46,34	2,00	40,58	19,29	–	–	56,76
2424	40,70	–	34,88	40,70	–	–	42,86
2431	24,96	–	23,90	15,40	–	–	36,17
2439	25,64	–	24,81	7,44	–	–	70,97
2441	18,31	2,62	13,08	15,70	–	–	–
2443	65,88	–	47,06	65,88	–	–	100,00
2449	45,22	–	42,70	42,70	–	–	50,00
2451	14,71	–	12,79	14,07	–	–	26,09
2452	38,34	–	31,04	36,52	–	–	33,33
2511	38,03	0,22	27,87	35,43	64,82	17,05	51,14
2512	9,86	0,26	8,31	9,08	–	–	44,74
2513	26,35	–	22,35	23,35	–	–	63,29
2521	6,50	1,30	1,30	6,50	–	–	40,00
2522	45,31	–	22,65	45,31	–	–	35,71
2531	14,81	7,41	7,41	14,81	–	–	–
2532	14,78	–	14,78	14,78	92,36	62,50	68,75
2539	51,61	4,16	39,12	45,78	–	–	51,61
2542	13,06	0,69	10,77	13,29	–	–	43,86
2543	16,17	–	10,78	16,17	–	–	66,67
2591	29,23	1,00	25,90	25,90	–	–	45,45
2592	27,86	–	26,65	27,86	–	–	52,17
2593	7,60	–	7,60	7,60	–	–	25,00
2599	18,56	0,17	17,22	15,88	–	–	60,36
2610	4,39	–	3,29	4,39	–	–	25,00
2621	8,02	–	2,67	5,35	–	–	66,67
2622	7,11	–	7,11	7,11	–	–	–
2631	7,70	–	1,54	7,70	–	–	60,00

Capítulo 78 - Rio de Janeiro

78.1 - Indicadores de acidentes do trabalho, segundo a Classificação Nacional de Atividades Econômicas (CNAE), dos estabelecimentos localizados no estado do Rio de Janeiro - 2014

(continuação)

CNAE	INDICADORES DE ACIDENTES DO TRABALHO						
	Incidência (por 1.000 vínculos)	Incidência de Doenças Ocupacionais (por 1.000 vínculos)	Incidência de Acidentes Típicos (por 1.000 vínculos)	Incidência de Incapacidade Temporária (por 1.000 vínculos)	Taxa de Mortalidade (por 100.000 vínculos)	Taxa de Letalidade (por 1.000 acidentes)	Acidentalidade para a faixa 16 a 34 anos (por 100 acidentes)
2651	26,79	–	13,39	26,79	–	–	20,00
2670	5,87	–	5,87	5,87	–	–	50,00
2710	11,99	–	11,99	5,99	–	–	50,00
2731	8,86	–	5,06	8,86	–	–	57,14
2732	8,67	–	8,67	8,67	–	–	100,00
2733	59,43	1,98	43,58	9,90	–	–	53,33
2740	7,12	–	5,34	7,12	–	–	75,00
2759	17,07	–	12,80	17,07	–	–	50,00
2790	4,48	–	3,73	4,48	–	–	33,33
2812	47,20	–	41,75	43,57	–	–	76,92
2813	18,68	–	17,06	15,43	–	–	17,39
2815	29,65	–	22,24	29,65	–	–	50,00
2821	23,74	–	23,74	23,74	–	–	14,29
2822	30,23	–	21,83	21,83	–	–	58,33
2823	8,61	–	7,18	7,18	–	–	83,33
2825	–	–	–	–	–	–	–
2829	13,89	–	12,15	12,59	–	–	59,38
2840	16,07	–	9,64	16,07	–	–	40,00
2851	16,14	–	9,91	5,76	–	–	60,00
2852	9,45	–	9,45	9,45	–	–	–
2854	46,13	1,36	44,78	29,85	–	–	76,47
2861	13,50	–	9,00	13,50	–	–	33,33
2862	11,98	2,99	8,98	8,98	–	–	–
2869	26,42	7,29	13,67	19,13	–	–	34,48
2910	18,95	2,57	13,22	12,43	–	–	68,75
2920	25,92	1,99	23,92	13,96	–	–	58,97
2930	22,26	1,17	19,92	20,31	–	–	57,02
2941	35,71	–	21,43	35,71	–	–	40,00
2943	22,86	–	22,86	19,60	–	–	57,14
2944	14,98	–	14,04	14,98	–	–	68,75
2945	14,52	–	14,52	7,26	–	–	66,67
2949	32,79	3,05	28,22	19,45	–	–	65,12
2950	9,54	–	4,77	9,54	–	–	50,00
3011	26,53	1,05	23,68	13,41	5,99	2,26	51,24
3012	9,68	–	7,26	7,26	–	–	75,00
3031	21,92	–	17,23	17,23	–	–	57,14
3032	13,27	–	–	13,27	–	–	50,00
3092	8,87	–	5,91	8,87	–	–	66,67
3099	19,47	–	19,47	14,60	–	–	75,00
3101	8,31	–	6,42	8,31	–	–	31,82
3102	13,45	1,03	10,35	13,45	–	–	61,54
3103	17,38	–	15,93	17,38	–	–	66,67
3104	11,66	0,69	8,23	11,66	–	–	47,06
3211	3,58	–	1,79	3,58	–	–	50,00
3212	1,95	–	1,95	1,95	–	–	–
3230	79,51	–	11,36	79,51	–	–	42,86
3240	–	–	–	–	–	–	–
3250	11,45	1,54	7,46	10,55	12,87	11,24	40,45
3291	63,45	2,54	5,08	58,38	–	–	36,00
3292	3,12	–	3,12	3,12	–	–	66,67
3299	12,83	–	9,06	11,70	–	–	44,12
3311	25,38	–	24,36	24,36	–	–	48,00
3312	10,09	–	7,21	4,33	–	–	57,14
3313	8,26	–	7,63	7,63	–	–	53,85
3314	18,41	0,53	14,53	9,51	–	–	58,37
3315	14,44	–	14,44	14,44	–	–	50,00
3316	40,94	0,37	35,04	33,19	–	–	35,14
3317	35,79	1,95	30,19	24,83	24,35	6,80	53,74
3319	7,16	–	5,37	7,16	–	–	–
3321	9,41	0,21	7,32	5,85	–	–	55,56
3329	5,00	1,00	3,00	5,00	–	–	40,00
3512	3,97	–	3,18	2,38	–	–	40,00
3513	15,73	1,21	7,26	11,50	–	–	19,23
3514	25,30	–	16,40	21,32	23,42	9,26	57,41
3520	13,00	–	6,50	9,75	–	–	25,00
3600	23,71	2,78	17,36	17,86	19,84	8,37	25,94
3701	17,67	–	15,98	10,10	–	–	61,90
3702	7,54	–	6,46	5,39	–	–	71,43
3811	37,87	–	31,86	37,41	56,69	14,97	39,52
3812	31,34	–	26,86	23,88	–	–	38,10
3821	43,13	0,77	35,03	41,90	4,55	1,06	43,51
3822	49,21	–	43,59	28,12	140,60	28,57	51,43
3831	8,77	–	5,84	6,82	–	–	33,33
3832	3,37	–	3,37	3,37	–	–	–
3839	13,32	–	11,98	13,32	–	–	50,00
3900	–	–	–	–	–	–	–
4110	32,94	0,34	29,77	31,08	27,57	8,37	53,14
4120	14,64	0,13	12,42	13,00	11,76	8,03	48,90
4211	18,46	0,13	15,96	14,91	26,27	14,23	45,55
4212	18,45	0,86	14,89	12,77	13,53	7,33	48,17

Capítulo 78 - Rio de Janeiro

78.1 - Indicadores de acidentes do trabalho, segundo a Classificação Nacional de Atividades Econômicas (CNAE), dos estabelecimentos localizados no estado do Rio de Janeiro - 2014

(continuação)

CNAE	INDICADORES DE ACIDENTES DO TRABALHO						
	Incidência (por 1.000 vínculos)	Incidência de Doenças Ocupacionais (por 1.000 vínculos)	Incidência de Acidentes Típicos (por 1.000 vínculos)	Incidência de Incapacidade Temporária (por 1.000 vínculos)	Taxa de Mortalidade (por 100.000 vínculos)	Taxa de Letalidade (por 1.000 acidentes)	Acidentalidade para a faixa 16 a 34 anos (por 100 acidentes)
4213	7,34	0,16	5,22	7,34	16,31	22,22	37,78
4221	42,48	0,33	23,05	37,98	4,12	0,97	42,82
4222	16,36	–	15,63	15,39	–	–	56,72
4223	22,29	–	15,92	9,55	–	–	57,14
4291	21,02	0,93	17,75	10,28	46,72	22,22	44,44
4292	21,72	0,21	18,77	5,65	7,02	3,23	55,41
4299	15,42	0,11	12,04	11,11	2,75	1,78	48,31
4311	21,25	–	15,00	17,50	–	–	70,59
4312	12,21	–	12,21	12,21	–	–	50,00
4313	19,24	–	15,50	18,35	35,64	18,52	46,30
4321	8,35	0,11	5,94	7,87	–	–	48,72
4322	9,52	0,16	6,10	9,04	–	–	53,85
4329	11,66	–	9,61	8,95	–	–	48,80
4330	7,43	0,06	5,80	6,64	18,12	24,39	54,47
4391	27,56	–	26,32	23,23	–	–	49,44
4399	12,58	0,23	10,28	11,22	9,35	7,43	53,53
4511	6,71	0,09	4,43	6,20	–	–	47,22
4512	123,63	–	49,45	123,63	–	–	20,00
4520	5,18	0,32	3,88	4,86	–	–	45,31
4530	5,95	0,17	4,08	5,73	–	–	59,12
4541	9,99	0,31	3,75	9,68	–	–	62,50
4543	37,62	–	–	37,62	–	–	66,67
4613	–	–	–	–	–	–	–
4614	–	–	–	–	–	–	–
4615	–	–	–	–	–	–	–
4616	–	–	–	–	–	–	–
4617	1,40	–	1,40	1,40	–	–	–
4618	2,98	–	2,98	2,98	–	–	100,00
4619	–	–	–	–	–	–	–
4623	11,51	0,40	9,13	11,51	–	–	44,83
4631	5,29	–	2,65	5,29	–	–	16,67
4632	14,67	–	11,62	14,67	–	–	58,33
4633	3,11	–	2,33	2,96	–	–	40,00
4634	6,34	–	6,08	6,34	–	–	29,17
4635	15,10	–	11,91	13,00	–	–	56,67
4636	13,34	–	10,67	12,00	–	–	30,00
4637	11,59	0,16	8,65	11,59	–	–	57,75
4639	7,91	–	5,84	7,22	15,36	19,42	59,22
4641	2,01	–	1,34	2,01	–	–	33,33
4642	2,44	–	0,81	2,17	–	–	55,56
4643	7,83	–	–	7,83	–	–	33,33
4644	3,63	0,17	1,82	3,14	–	–	40,91
4645	4,12	–	1,98	3,82	–	–	48,15
4646	7,05	0,27	3,46	5,59	–	–	64,15
4647	2,39	–	1,19	2,39	–	–	90,00
4649	6,72	0,24	3,84	6,60	–	–	57,14
4651	6,68	–	4,17	3,62	–	–	62,50
4652	2,80	–	0,70	2,80	–	–	100,00
4661	5,77	–	–	5,77	–	–	100,00
4662	20,77	1,60	14,38	19,17	–	–	61,54
4663	6,32	–	4,56	5,62	–	–	66,67
4664	3,68	–	3,68	3,68	–	–	100,00
4665	–	–	–	–	–	–	–
4669	14,68	–	10,49	12,16	–	–	42,86
4671	23,50	–	20,37	23,50	–	–	40,00
4672	4,09	–	4,09	4,09	–	–	71,43
4673	4,96	–	4,34	4,96	–	–	50,00
4674	27,55	–	24,10	17,22	–	–	37,50
4679	8,39	0,17	6,99	7,86	–	–	64,58
4681	14,71	0,25	9,13	8,62	–	–	25,86
4682	53,74	1,54	46,07	48,11	–	–	57,14
4683	–	–	–	–	–	–	–
4684	12,99	–	11,30	11,30	–	–	39,13
4685	8,28	–	5,52	7,36	–	–	33,33
4686	7,50	–	5,89	6,97	–	–	92,86
4687	14,37	–	14,06	13,75	–	–	41,30
4689	5,75	–	3,00	5,50	–	–	47,83
4691	9,50	–	8,14	8,59	–	–	66,67
4693	10,50	0,19	7,59	10,31	–	–	55,56
4711	14,46	0,10	12,57	14,30	4,66	3,22	52,41
4712	4,21	0,06	3,59	4,19	2,07	4,93	50,74
4713	6,15	0,06	4,88	5,64	–	–	74,23
4721	4,94	–	3,92	4,70	–	–	54,27
4722	3,57	–	2,50	3,39	–	–	40,00
4723	4,46	0,23	3,05	4,46	23,48	52,63	36,84
4724	14,53	–	11,09	14,53	–	–	64,47
4729	4,70	0,07	3,40	4,34	–	–	58,46
4731	3,88	0,04	2,50	3,80	3,73	9,62	55,77
4732	3,91	–	3,91	–	–	–	100,00
4741	4,09	–	2,23	3,72	–	–	36,36

Capítulo 78 - Rio de Janeiro

78.1 - Indicadores de acidentes do trabalho, segundo a Classificação Nacional de Atividades Econômicas (CNAE), dos estabelecimentos localizados no estado do Rio de Janeiro - 2014

(continuação)

CNAE	INDICADORES DE ACIDENTES DO TRABALHO						
	Incidência (por 1.000 vínculos)	Incidência de Doenças Ocupacionais (por 1.000 vínculos)	Incidência de Acidentes Típicos (por 1.000 vínculos)	Incidência de Incapacidade Temporária (por 1.000 vínculos)	Taxa de Mortalidade (por 100.000 vínculos)	Taxa de Letalidade (por 1.000 acidentes)	Acidentalidade para a faixa 16 a 34 anos (por 100 acidentes)
4742	6,34	0,26	5,28	6,08	–	–	50,00
4743	10,76	0,57	8,78	10,19	–	–	47,37
4744	6,49	0,19	5,11	6,24	7,66	11,80	49,56
4751	3,95	0,16	1,74	4,11	–	–	64,00
4752	3,25	–	2,03	3,12	–	–	62,50
4753	15,88	2,96	9,97	16,39	4,22	2,66	53,46
4754	3,86	0,10	2,99	3,91	5,15	13,33	49,33
4755	4,37	–	3,42	4,28	–	–	60,78
4756	3,19	–	–	3,19	159,66	500,00	50,00
4757	5,41	–	4,06	5,41	–	–	66,67
4759	3,29	–	2,19	3,10	18,26	55,56	50,00
4761	1,16	–	0,73	1,16	–	–	56,25
4762	–	–	–	–	–	–	–
4763	3,50	–	2,20	3,50	–	–	59,26
4771	5,84	0,07	3,88	5,60	–	–	65,50
4772	1,86	–	1,24	1,75	–	–	55,56
4773	3,28	–	1,23	2,87	–	–	50,00
4774	1,85	0,17	0,50	1,85	–	–	63,64
4781	2,38	0,06	1,75	2,25	–	–	73,91
4782	2,18	0,05	1,54	2,04	–	–	79,17
4783	2,52	–	1,37	2,52	–	–	36,36
4784	9,03	0,31	6,85	8,41	–	–	58,62
4785	5,67	–	3,78	5,67	–	–	33,33
4789	3,95	0,12	2,51	3,95	2,39	6,06	60,00
4911	15,56	9,34	4,98	2,49	–	–	32,00
4912	19,59	0,44	12,92	17,70	29,02	14,81	42,96
4921	7,16	0,11	4,96	6,68	2,16	3,02	32,33
4922	9,64	0,23	6,68	9,56	7,59	7,87	30,71
4923	4,38	–	2,46	4,38	–	–	43,75
4924	0,97	–	0,97	0,97	–	–	–
4929	6,81	0,26	4,84	5,89	26,19	38,46	13,46
4930	13,65	0,15	10,87	11,93	21,66	15,87	46,33
4940	33,58	0,74	26,71	10,78	–	–	32,12
5011	18,95	–	17,62	14,63	–	–	40,35
5012	24,84	–	24,84	21,73	–	–	31,25
5021	15,72	–	15,72	12,58	–	–	40,00
5030	25,89	0,27	25,00	10,15	6,81	2,63	40,53
5091	35,62	–	27,92	34,66	–	–	45,95
5111	19,34	–	11,35	19,16	–	–	58,72
5112	10,40	–	6,18	8,43	–	–	54,05
5120	45,73	–	–	45,73	–	–	20,00
5211	16,08	–	11,57	13,97	–	–	54,21
5212	23,17	–	14,30	18,88	14,30	6,17	52,47
5221	27,62	0,41	17,87	24,78	–	–	60,29
5222	9,39	–	7,94	9,39	–	–	30,77
5223	4,64	0,13	2,78	4,11	–	–	51,43
5229	13,64	–	10,58	10,38	20,35	14,93	50,75
5231	20,34	–	16,45	13,42	–	–	37,23
5232	29,58	–	20,70	18,73	–	–	55,00
5240	14,10	0,27	10,11	12,77	–	–	38,68
5250	13,49	0,15	7,69	9,43	14,51	10,75	61,29
5310	188,78	1,26	172,91	161,80	–	–	23,73
5320	15,14	–	9,09	14,79	17,81	11,76	74,12
5510	8,08	0,08	6,18	7,45	–	–	42,01
5590	1,60	0,64	0,64	1,60	–	–	20,00
5611	4,28	0,11	3,25	4,10	1,17	2,74	59,92
5612	6,71	–	4,47	6,71	–	–	50,00
5620	13,80	0,14	10,90	9,03	2,06	1,49	42,18
5811	3,39	–	2,83	3,39	–	–	33,33
5813	–	–	–	–	–	–	–
5819	–	–	–	–	–	–	–
5821	7,20	–	4,98	6,09	–	–	46,15
5822	3,34	0,48	1,91	3,34	–	–	28,57
5823	–	–	–	–	–	–	–
5829	5,25	–	3,82	5,25	–	–	27,27
5911	2,07	0,52	1,03	2,07	–	–	50,00
5912	–	–	–	–	–	–	–
5913	–	–	–	–	–	–	–
5914	9,73	–	9,26	9,26	–	–	66,67
5920	5,23	–	–	5,23	–	–	100,00
6010	1,92	0,48	0,96	1,92	–	–	25,00
6021	14,97	0,08	11,64	13,83	24,41	16,30	34,78
6022	3,49	–	1,00	2,99	–	–	42,86
6110	5,24	0,26	3,18	5,24	–	–	44,26
6120	6,59	0,69	2,20	6,47	–	–	66,67
6130	–	–	–	–	–	–	–
6141	8,08	–	6,93	8,08	–	–	85,71
6143	9,70	–	4,85	9,70	–	–	–
6190	5,00	0,18	2,86	4,73	17,86	35,71	64,29
6201	57,75	1,05	4,55	56,70	35,00	6,06	35,76

Capítulo 78 - Rio de Janeiro

78.1 - Indicadores de acidentes do trabalho, segundo a Classificação Nacional de Atividades Econômicas (CNAE), dos estabelecimentos localizados no estado do Rio de Janeiro - 2014

(continuação)

CNAE	INDICADORES DE ACIDENTES DO TRABALHO						
	Incidência (por 1.000 vínculos)	Incidência de Doenças Ocupacionais (por 1.000 vínculos)	Incidência de Acidentes Típicos (por 1.000 vínculos)	Incidência de Incapacidade Temporária (por 1.000 vínculos)	Taxa de Mortalidade (por 100.000 vínculos)	Taxa de Letalidade (por 1.000 acidentes)	Acidentalidade para a faixa 16 a 34 anos (por 100 acidentes)
6202	2,83	–	–	2,83	70,80	250,00	50,00
6203	2,46	–	0,92	2,15	–	–	50,00
6204	5,98	–	1,28	4,71	–	–	37,33
6209	4,71	0,09	1,11	3,85	–	–	58,18
6311	1,88	0,14	0,43	1,88	–	–	38,46
6319	0,75	–	–	–	–	–	100,00
6391	5,20	–	5,20	5,20	–	–	–
6399	2,45	–	1,22	1,22	–	–	100,00
6421	1,20	1,00	–	1,20	–	–	–
6422	34,72	26,73	4,11	36,60	3,43	0,99	28,43
6423	10,04	0,60	4,80	8,84	–	–	43,28
6424	3,80	–	–	2,53	–	–	–
6433	19,98	0,38	3,77	7,54	–	–	18,87
6434	23,62	–	5,91	23,62	–	–	–
6435	–	–	–	–	–	–	–
6436	2,70	–	2,70	2,70	–	–	100,00
6450	3,61	–	–	3,61	–	–	50,00
6462	6,85	–	2,83	5,51	–	–	32,61
6463	1,61	–	–	1,61	–	–	100,00
6491	–	–	–	–	–	–	–
6493	–	–	–	–	–	–	–
6499	7,22	0,72	1,44	7,22	–	–	40,00
6511	5,07	0,42	2,54	5,07	–	–	50,00
6512	9,41	0,56	2,45	8,65	18,81	20,00	30,00
6520	5,62	–	2,55	5,62	–	–	36,36
6530	20,68	–	14,48	4,14	–	–	10,00
6541	15,11	0,80	4,37	11,14	–	–	26,32
6542	11,95	1,71	5,12	11,95	–	–	28,57
6550	12,02	0,09	5,58	8,90	–	–	46,46
6611	–	–	–	–	–	–	–
6612	3,87	–	0,43	3,01	–	–	44,44
6613	21,60	–	9,26	21,60	–	–	42,86
6619	6,73	0,88	3,22	6,73	–	–	39,13
6621	12,64	2,53	–	12,64	–	–	40,00
6622	3,36	0,48	1,44	3,12	–	–	42,86
6629	0,92	–	–	0,92	–	–	100,00
6630	9,77	–	–	9,77	–	–	44,44
6810	12,59	–	10,12	11,85	49,37	39,22	47,06
6821	2,88	–	1,26	2,88	–	–	50,00
6822	7,19	–	4,63	6,39	–	–	48,89
6911	1,71	–	0,38	1,61	–	–	66,67
6912	2,34	–	1,30	2,34	–	–	11,11
6920	2,94	0,08	0,76	2,77	–	–	54,29
7010	0,54	–	0,54	0,54	–	–	100,00
7020	5,64	0,13	2,07	4,28	–	–	51,72
7111	15,32	–	14,65	5,33	–	–	60,87
7112	13,00	0,10	9,01	9,87	10,23	7,87	53,35
7119	12,69	–	9,40	8,30	15,66	12,35	59,26
7120	7,89	0,84	3,53	7,39	16,79	21,28	70,21
7210	26,39	0,33	21,11	19,13	–	–	36,25
7220	6,33	–	2,11	6,33	–	–	33,33
7311	1,49	–	0,37	1,49	–	–	25,00
7312	13,88	–	12,14	12,14	–	–	37,50
7319	7,40	–	3,44	7,14	26,44	35,71	64,29
7320	2,09	–	2,09	2,09	–	–	–
7410	–	–	–	–	–	–	–
7420	8,58	–	5,28	7,92	–	–	46,15
7490	12,38	0,98	8,36	5,65	10,86	8,77	56,14
7500	3,31	–	1,10	3,31	–	–	33,33
7711	11,33	1,00	8,61	10,62	28,70	25,32	32,91
7719	15,95	0,57	9,68	10,25	–	–	39,29
7721	–	–	–	–	–	–	–
7722	3,46	–	2,59	3,46	–	–	100,00
7723	5,20	–	2,31	5,20	–	–	22,22
7729	8,14	–	4,89	8,14	81,43	100,00	50,00
7732	12,90	0,35	9,72	12,19	–	–	41,10
7733	4,13	–	1,38	3,85	–	–	33,33
7739	9,86	0,29	6,43	8,72	–	–	44,93
7740	2,99	–	2,99	2,99	–	–	50,00
7810	6,74	0,12	1,80	5,71	7,48	11,11	41,85
7820	5,85	0,06	2,52	4,90	2,97	5,08	49,75
7830	8,84	0,17	4,25	6,94	8,67	9,80	32,35
7911	3,08	0,33	1,21	3,08	–	–	60,71
7912	–	–	–	–	–	–	–
7990	5,88	–	–	5,88	–	–	100,00
8011	4,49	–	1,54	4,07	8,93	19,92	42,23
8012	14,42	0,50	6,55	14,42	10,08	6,99	25,17
8111	4,59	0,13	2,16	4,05	–	–	41,18
8112	4,17	0,11	3,15	3,87	–	–	39,56
8121	8,73	0,14	4,82	7,66	1,61	1,84	31,99

Capítulo 78 - Rio de Janeiro

78.1 - Indicadores de acidentes do trabalho, segundo a Classificação Nacional de Atividades Econômicas (CNAE), dos estabelecimentos localizados no estado do Rio de Janeiro - 2014

(conclusão)

CNAE	INDICADORES DE ACIDENTES DO TRABALHO						
	Incidência (por 1.000 vínculos)	Incidência de Doenças Ocupacionais (por 1.000 vínculos)	Incidência de Acidentes Típicos (por 1.000 vínculos)	Incidência de Incapacidade Temporária (por 1.000 vínculos)	Taxa de Mortalidade (por 100.000 vínculos)	Taxa de Letalidade (por 1.000 acidentes)	Acidentalidade para a faixa 16 a 34 anos (por 100 acidentes)
8122	12,65	–	5,35	10,71	48,66	38,46	53,85
8129	8,81	–	5,00	6,67	–	–	29,73
8130	6,40	–	2,13	6,83	–	–	40,00
8211	11,71	0,10	3,48	11,24	–	–	40,65
8219	3,29	–	2,42	2,94	–	–	21,05
8220	6,49	0,32	2,80	6,09	2,50	3,85	63,46
8230	3,31	0,45	2,11	3,01	15,07	45,45	27,27
8291	2,61	0,46	0,77	2,61	–	–	64,71
8292	4,97	–	4,97	4,97	–	–	100,00
8299	6,77	0,09	4,35	5,58	3,77	5,57	46,52
8411	3,18	0,01	2,78	2,15	0,60	1,90	35,86
8412	3,93	–	3,60	2,62	–	–	16,67
8413	1,46	–	1,46	1,46	–	–	–
8423	15,63	–	15,63	15,63	–	–	50,00
8424	2,76	0,69	0,69	2,76	–	–	25,00
8425	–	–	–	–	–	–	–
8430	1,93	–	1,93	1,93	–	–	–
8511	11,92	0,07	2,36	11,59	–	–	36,26
8512	1,76	0,09	1,07	1,67	–	–	39,02
8513	2,65	0,08	1,66	2,48	–	–	36,69
8520	3,19	0,06	2,01	2,95	–	–	38,89
8531	7,06	–	5,45	6,40	–	–	40,94
8532	3,62	–	2,73	3,20	–	–	42,62
8533	3,53	–	3,53	3,53	–	–	50,00
8541	1,91	–	1,02	1,53	–	–	33,33
8542	12,61	–	7,56	12,61	–	–	20,00
8550	5,98	–	3,59	4,79	–	–	10,00
8591	2,31	–	2,31	2,31	–	–	100,00
8592	3,58	–	3,58	3,58	–	–	100,00
8593	1,22	0,15	0,69	1,22	–	–	37,50
8599	8,44	0,11	4,38	7,68	–	–	36,91
8610	41,94	0,42	34,14	22,33	–	–	49,60
8621	13,56	–	9,39	11,47	–	–	30,77
8630	11,48	0,14	8,73	6,82	–	–	44,65
8640	12,55	0,11	8,68	8,18	–	–	55,34
8650	5,87	–	3,02	5,08	–	–	37,84
8660	35,17	–	28,45	12,93	–	–	44,12
8690	21,86	0,36	16,88	13,12	–	–	45,56
8711	2,39	0,40	0,80	2,39	–	–	–
8712	7,56	–	3,78	6,61	–	–	87,50
8720	3,61	–	3,61	3,61	–	–	–
8730	8,21	0,37	5,60	8,21	–	–	4,55
8800	7,05	0,09	4,85	5,99	–	–	37,50
9001	3,82	–	2,43	3,47	–	–	72,73
9003	8,60	–	–	4,30	–	–	50,00
9101	4,33	–	4,33	4,33	–	–	33,33
9102	19,90	–	19,90	7,96	–	–	20,00
9103	–	–	–	–	–	–	–
9200	11,73	–	10,06	13,41	–	–	42,86
9311	29,24	–	23,39	11,70	–	–	40,00
9312	8,08	0,40	5,99	7,88	–	–	27,16
9313	1,09	0,07	0,65	1,02	7,27	66,67	66,67
9319	3,88	–	2,59	3,56	–	–	66,67
9321	7,28	–	7,28	7,28	–	–	40,00
9329	6,37	–	4,01	5,42	–	–	55,56
9411	9,90	–	5,77	7,01	–	–	29,17
9412	23,53	0,55	17,44	11,35	–	–	37,65
9420	3,79	0,33	1,98	3,79	–	–	17,39
9430	11,04	0,18	8,16	6,92	–	–	42,26
9491	8,50	0,07	5,48	6,58	20,56	24,19	41,13
9492	66,30	–	–	66,30	–	–	71,43
9493	4,51	–	4,51	2,26	–	–	–
9499	3,10	0,14	1,83	2,68	28,18	90,91	63,64
9511	6,77	0,22	4,15	6,99	–	–	51,61
9512	9,45	–	5,25	7,35	104,99	111,11	44,44
9521	10,86	–	7,76	10,35	25,87	23,81	54,76
9529	4,33	–	2,75	3,54	–	–	45,45
9601	7,48	–	5,75	6,52	19,17	25,64	23,08
9602	1,89	0,08	0,79	1,81	3,78	20,00	46,00
9603	3,55	–	3,16	3,16	–	–	22,22
9609	1,20	–	0,40	1,20	–	–	66,67
9700	10,02	–	10,02	10,02	–	–	50,00
9900	4,77	–	–	4,77	–	–	–
Outros(1)	127,86	0,33	67,05	101,23	98,60	7,71	38,82

Fonte: DATAPREV, CAT, SUB, CNIS.

Notas: 1. Os dados são preliminares, estando sujeitos a correções.
2. As atividades econômicas que apresentam valores zerados para os indicadores são aquelas onde não ocorreram acidentes no período.

(1) Englobam as atividades que possuíam número médio de vínculos no ano menor que 100.

Capítulo 78 - Rio de Janeiro

78.2 - Indicadores de acidentes do trabalho, segundo a Classificação Nacional de Atividades Econômicas (CNAE), dos estabelecimentos localizados no estado do Rio de Janeiro - 2015

(continua)

CNAE	INDICADORES DE ACIDENTES DO TRABALHO						
	Incidência (por 1.000 vínculos)	Incidência de Doenças Ocupacionais (por 1.000 vínculos)	Incidência de Acidentes Típicos (por 1.000 vínculos)	Incidência de Incapacidade Temporária (por 1.000 vínculos)	Taxa de Mortalidade (por 100.000 vínculos)	Taxa de Letalidade (por 1.000 acidentes)	Acidentalidade para a faixa 16 a 34 anos (por 100 acidentes)
TOTAL	**12,27**	**0,38**	**8,25**	**9,78**	**4,14**	**3,38**	**43,83**
0111	134,60	–	–	134,60	–	–	37,50
0113	38,23	–	2,81	38,23	–	–	39,71
0116	–	–	–	–	–	–	–
0119	–	–	–	–	–	–	–
0121	9,33	–	3,39	9,33	–	–	27,27
0122	5,61	–	2,80	5,61	–	–	100,00
0133	3,84	–	3,84	3,84	–	–	–
0134	2,85	–	2,85	2,85	–	–	–
0139	66,49	–	3,91	66,49	–	–	11,76
0142	21,54	–	–	21,54	–	–	100,00
0151	2,40	–	2,15	2,52	–	–	21,05
0152	1,51	–	–	1,51	–	–	–
0155	7,83	–	7,04	7,04	–	–	40,00
0159	–	–	–	–	–	–	–
0161	0,72	–	0,54	0,72	–	–	–
0162	5,48	–	–	5,48	–	–	50,00
0210	30,33	–	26,54	26,54	–	–	50,00
0230	9,21	–	9,21	9,21	–	–	50,00
0311	1,01	–	1,01	1,01	–	–	–
0322	7,15	–	7,15	7,15	–	–	–
0600	29,76	0,32	25,94	6,92	6,47	2,17	40,43
0710	13,30	–	5,07	6,65	–	–	47,62
0810	20,31	0,23	17,28	19,84	23,35	11,49	47,13
0892	3,68	–	1,84	3,68	–	–	100,00
0899	5,88	–	5,88	5,88	–	–	–
0910	25,56	0,30	21,65	6,28	4,25	1,66	59,14
1011	21,95	–	20,95	20,95	–	–	40,91
1012	20,15	–	15,98	16,33	–	–	55,17
1013	12,19	0,37	10,71	11,45	–	–	34,85
1020	73,56	–	64,82	47,34	–	–	40,59
1031	4,72	–	4,72	4,72	–	–	50,00
1032	5,02	–	–	5,02	–	–	100,00
1033	13,51	–	13,51	13,51	–	–	66,67
1051	9,49	–	9,49	9,49	–	–	28,57
1052	12,76	–	9,70	12,25	51,06	40,00	56,00
1053	8,05	–	6,03	8,05	–	–	58,33
1061	32,11	–	32,11	32,11	–	–	75,00
1062	38,55	–	35,47	35,47	–	–	56,00
1066	27,94	–	27,94	27,94	–	–	53,33
1069	12,90	–	12,90	12,90	–	–	72,73
1071	2,41	–	2,41	2,41	–	–	–
1072	5,54	–	5,54	5,54	–	–	100,00
1081	–	–	–	–	–	–	–
1091	8,84	0,21	6,88	8,70	7,02	7,94	42,86
1092	3,69	–	2,76	3,69	–	–	75,00
1093	8,73	–	6,55	8,73	–	–	75,00
1094	5,73	0,16	4,59	5,40	–	–	45,71
1095	12,97	–	11,12	11,12	–	–	57,14
1096	15,61	1,20	6,00	14,41	–	–	46,15
1099	10,33	0,42	8,22	10,33	–	–	48,98
1111	22,14	–	4,03	22,14	–	–	45,45
1112	10,01	–	8,01	8,01	–	–	80,00
1113	20,22	0,21	16,64	13,48	–	–	60,42
1121	7,52	–	6,69	6,69	–	–	55,56
1122	22,21	0,33	16,53	21,37	–	–	51,88
1220	10,57	–	10,57	5,29	–	–	50,00
1311	19,54	2,44	17,09	17,09	–	–	37,50
1321	–	–	–	–	–	–	–
1323	78,32	–	55,40	78,32	–	–	78,05
1330	12,42	–	7,90	11,29	–	–	54,55
1340	11,16	2,39	7,18	7,18	–	–	21,43
1351	2,42	–	2,42	2,42	–	–	100,00
1352	5,02	–	5,02	5,02	–	–	100,00
1353	98,50	5,79	75,33	86,91	–	–	70,59
1354	6,98	–	6,98	6,98	–	–	33,33
1359	8,59	0,39	7,81	8,59	–	–	63,64
1411	17,52	0,10	13,95	17,37	–	–	81,92
1412	1,99	0,04	1,35	1,95	–	–	40,00
1413	5,66	–	4,72	5,19	47,16	83,33	33,33
1414	7,10	–	5,92	5,92	–	–	100,00
1422	11,53	–	11,53	11,53	–	–	80,00
1521	9,96	0,50	6,97	9,96	–	–	30,00
1529	5,02	–	–	5,02	–	–	–
1531	12,48	–	10,40	10,40	–	–	66,67
1540	42,24	–	39,23	30,17	–	–	57,14
1610	25,48	–	12,74	25,48	–	–	75,00
1622	13,94	–	10,72	13,94	–	–	38,46
1623	3,19	–	3,19	3,19	–	–	–
1629	8,87	–	8,87	8,87	–	–	60,00
1721	19,76	–	17,74	12,67	–	–	48,72

Capítulo 78 - Rio de Janeiro

78.2 - Indicadores de acidentes do trabalho, segundo a Classificação Nacional de Atividades Econômicas (CNAE), dos estabelecimentos localizados no estado do Rio de Janeiro - 2015

(continuação)

CNAE	INDICADORES DE ACIDENTES DO TRABALHO						
	Incidência (por 1.000 vínculos)	Incidência de Doenças Ocupacionais (por 1.000 vínculos)	Incidência de Acidentes Típicos (por 1.000 vínculos)	Incidência de Incapacidade Temporária (por 1.000 vínculos)	Taxa de Mortalidade (por 100.000 vínculos)	Taxa de Letalidade (por 1.000 acidentes)	Acidentalidade para a faixa 16 a 34 anos (por 100 acidentes)
1731	22,61	–	18,09	22,61	–	–	50,00
1733	10,76	–	9,23	10,76	–	–	35,71
1741	22,70	–	19,46	21,62	–	–	50,00
1742	4,07	–	4,07	4,07	–	–	100,00
1749	14,57	–	14,57	12,49	–	–	42,86
1811	7,23	–	2,89	7,23	–	–	50,00
1812	45,92	1,11	30,98	17,70	–	–	25,30
1813	3,83	0,59	2,94	3,24	–	–	53,85
1821	8,01	1,14	4,58	8,01	–	–	42,86
1822	1,19	–	–	1,19	–	–	100,00
1830	–	–	–	–	–	–	–
1921	34,46	0,40	22,20	13,24	–	–	31,74
1922	23,42	–	20,34	12,94	61,64	26,32	50,00
1931	6,88	–	5,51	6,88	–	–	20,00
1932	36,61	–	9,15	36,61	–	–	50,00
2014	8,95	–	8,95	8,95	–	–	25,00
2019	22,86	–	18,92	19,71	–	–	37,93
2021	10,14	–	7,61	5,07	–	–	25,00
2029	26,75	–	17,02	17,02	–	–	45,45
2031	24,43	–	13,96	13,96	–	–	71,43
2033	80,19	–	80,19	36,08	–	–	60,00
2051	15,02	–	15,02	6,01	–	–	40,00
2052	38,73	1,21	30,25	15,73	121,02	31,25	46,88
2061	8,34	–	6,67	5,00	–	–	20,00
2062	24,38	0,84	22,70	24,38	–	–	48,28
2063	18,85	0,14	14,59	17,06	–	–	49,64
2071	8,75	–	6,42	6,42	–	–	33,33
2073	–	–	–	6,58	–	–	–
2092	27,53	–	22,02	22,02	–	–	48,00
2093	27,44	–	27,44	22,29	–	–	37,50
2094	10,95	–	3,65	3,65	–	–	33,33
2099	15,02	–	12,14	13,74	–	–	38,30
2110	11,24	–	5,62	10,12	–	–	20,00
2121	20,27	0,29	14,87	13,27	–	–	39,57
2122	10,15	–	10,15	7,61	–	–	25,00
2123	9,18	–	6,12	9,18	–	–	33,33
2211	21,85	0,39	19,53	7,15	–	–	63,72
2212	21,69	–	21,69	21,69	–	–	46,67
2219	70,34	–	29,58	66,35	–	–	51,14
2221	106,55	73,62	30,03	26,15	–	–	14,55
2222	21,15	–	20,14	19,80	–	–	51,20
2223	2,71	–	2,71	2,71	–	–	–
2229	18,44	0,10	15,77	12,70	10,24	5,56	57,78
2311	26,99	–	22,67	21,59	–	–	72,00
2312	47,03	0,98	43,11	26,45	–	–	62,50
2319	19,68	–	19,68	19,68	–	–	38,46
2320	30,40	10,52	16,37	11,69	–	–	30,77
2330	18,58	0,15	17,07	16,32	–	–	55,28
2341	22,52	–	22,52	7,51	–	–	–
2342	5,91	0,18	5,17	5,91	18,46	31,25	40,63
2349	6,18	–	6,18	6,18	–	–	25,00
2391	7,19	–	5,88	6,54	–	–	36,36
2399	22,19	–	18,69	21,02	–	–	60,53
2421	9,76	–	8,95	5,15	–	–	36,11
2422	19,81	3,75	13,87	8,03	8,73	4,41	50,66
2423	33,61	1,91	27,05	15,03	–	–	59,35
2424	–	–	–	–	–	–	–
2431	28,09	0,83	26,44	17,35	–	–	35,29
2439	18,91	–	16,69	6,67	–	–	47,06
2441	13,98	–	13,98	13,98	–	–	20,00
2443	45,66	–	45,66	45,66	–	–	–
2449	39,22	–	36,41	42,02	–	–	50,00
2451	6,34	0,79	5,55	5,55	–	–	62,50
2452	30,76	–	22,56	28,71	–	–	53,33
2511	29,49	–	23,31	24,16	28,09	9,52	58,10
2512	9,20	0,56	6,41	8,92	–	–	57,58
2513	22,22	0,40	18,98	21,81	–	–	32,73
2521	4,24	–	4,24	2,83	–	–	66,67
2522	8,26	–	4,13	8,26	–	–	100,00
2531	–	–	–	–	–	–	–
2532	30,47	–	30,47	28,29	–	–	64,29
2539	14,13	2,31	10,67	12,11	–	–	61,22
2542	13,68	0,71	10,85	13,44	23,59	17,24	48,28
2543	8,58	–	8,58	8,58	–	–	50,00
2591	26,25	0,34	23,90	23,90	–	–	56,41
2592	19,63	–	18,32	19,63	–	–	66,67
2593	7,35	–	7,35	7,35	–	–	33,33
2599	18,34	0,54	15,43	14,16	–	–	55,45
2610	7,06	–	7,06	7,06	–	–	–
2621	–	–	–	–	–	–	–
2631	16,56	–	10,54	15,05	–	–	36,36

Capítulo 78 - Rio de Janeiro

78.2 - Indicadores de acidentes do trabalho, segundo a Classificação Nacional de Atividades Econômicas (CNAE), dos estabelecimentos localizados no estado do Rio de Janeiro - 2015

(continuação)

CNAE	INDICADORES DE ACIDENTES DO TRABALHO						
	Incidência (por 1.000 vínculos)	Incidência de Doenças Ocupacionais (por 1.000 vínculos)	Incidência de Acidentes Típicos (por 1.000 vínculos)	Incidência de Incapacidade Temporária (por 1.000 vínculos)	Taxa de Mortalidade (por 100.000 vínculos)	Taxa de Letalidade (por 1.000 acidentes)	Acidentalidade para a faixa 16 a 34 anos (por 100 acidentes)
2651	15,74	–	15,74	12,59	–	–	40,00
2670	–	–	–	–	–	–	–
2710	23,52	–	23,52	9,41	–	–	60,00
2731	6,66	–	4,76	4,76	–	–	57,14
2732	3,97	–	3,97	3,97	–	–	100,00
2733	28,12	–	24,60	15,81	–	–	43,75
2740	18,74	–	16,40	16,40	–	–	50,00
2759	15,04	–	12,53	15,04	–	–	33,33
2790	16,06	–	15,12	15,12	–	–	17,65
2812	27,48	–	23,82	27,48	–	–	73,33
2813	26,71	–	19,08	20,03	–	–	28,57
2815	–	–	–	–	–	–	–
2821	13,85	–	10,39	13,85	–	–	75,00
2822	29,70	2,05	17,41	22,53	–	–	34,48
2823	9,17	–	7,64	9,17	–	–	66,67
2825	7,25	–	–	7,25	–	–	100,00
2829	14,25	–	12,52	11,66	–	–	36,36
2840	–	–	–	–	–	–	–
2851	10,60	0,18	7,07	5,48	–	–	50,00
2852	5,44	–	5,44	5,44	–	–	–
2854	39,14	–	39,14	27,95	–	–	66,67
2861	–	–	–	–	–	–	–
2862	35,21	–	28,17	35,21	–	–	80,00
2869	15,01	–	12,86	12,86	–	–	42,86
2910	14,76	2,46	10,58	8,36	49,20	33,33	65,00
2920	15,90	1,59	13,52	10,34	–	–	50,00
2930	18,75	–	17,31	18,51	–	–	53,85
2943	35,87	–	35,87	35,87	–	–	25,00
2944	11,50	–	10,35	11,50	–	–	60,00
2945	3,27	–	3,27	–	–	–	100,00
2949	20,96	0,46	19,59	13,21	–	–	63,04
2950	4,44	–	2,22	4,44	–	–	50,00
3011	24,41	0,97	21,85	12,51	4,06	1,66	48,75
3012	11,46	–	11,46	11,46	–	–	–
3031	16,43	–	10,95	16,43	–	–	22,22
3032	23,11	–	11,56	23,11	–	–	25,00
3092	15,35	–	12,28	12,28	–	–	60,00
3099	12,99	–	6,50	12,99	–	–	50,00
3101	8,56	–	7,01	8,18	–	–	45,45
3102	6,25	–	5,00	6,25	–	–	40,00
3103	3,82	–	3,82	3,82	–	–	50,00
3104	4,09	–	3,41	4,09	–	–	33,33
3211	1,91	–	1,91	1,91	–	–	–
3212	6,74	–	4,04	6,74	–	–	40,00
3230	33,37	–	6,67	33,37	–	–	60,00
3240	6,11	–	6,11	6,11	–	–	–
3250	13,19	0,30	9,48	12,30	–	–	46,07
3291	54,25	–	5,17	54,25	–	–	28,57
3292	6,53	–	4,35	6,53	–	–	66,67
3299	12,33	0,41	9,45	11,91	–	–	66,67
3311	9,75	–	8,66	9,75	–	–	22,22
3312	13,14	–	5,26	11,83	–	–	40,00
3313	9,58	–	7,19	9,58	–	–	43,75
3314	15,39	0,18	12,40	9,05	18,10	11,76	57,06
3315	–	–	–	–	–	–	–
3316	33,62	–	27,67	25,22	–	–	40,63
3317	19,33	0,26	14,37	16,98	–	–	50,00
3319	16,79	–	10,69	15,27	–	–	54,55
3321	9,31	–	7,88	6,93	47,77	51,28	69,23
3329	4,57	–	3,43	4,57	114,30	250,00	–
3511	20,22	–	10,51	14,45	26,26	12,99	31,17
3512	6,20	–	4,26	4,26	–	–	31,25
3513	8,41	–	4,53	5,17	–	–	–
3514	30,09	–	18,52	24,30	–	–	53,85
3520	11,22	–	8,01	6,41	–	–	14,29
3600	25,53	1,39	19,69	15,83	19,79	7,75	24,81
3701	14,62	–	10,56	13,00	–	–	38,89
3702	14,19	–	11,82	8,28	–	–	58,33
3811	43,92	–	37,07	41,80	11,81	2,69	38,44
3812	15,61	–	14,05	9,37	–	–	50,00
3821	22,55	0,63	16,54	21,54	4,81	2,13	43,92
3822	40,09	–	34,74	12,03	–	–	63,33
3831	21,78	–	21,78	16,33	–	–	35,00
3832	17,62	5,29	12,33	15,86	–	–	40,00
3839	11,21	–	11,21	9,81	–	–	50,00
3900	52,65	–	35,10	21,94	–	–	66,67
4110	30,01	0,50	27,75	28,19	12,56	4,18	52,09
4120	12,71	0,15	10,49	11,11	13,85	10,90	49,03
4211	23,23	–	20,25	19,93	10,66	4,59	46,79
4212	19,89	0,66	16,96	13,86	20,68	10,40	53,64
4213	10,45	–	7,51	9,35	–	–	38,60

Capítulo 78 - Rio de Janeiro

78.2 - Indicadores de acidentes do trabalho, segundo a Classificação Nacional de Atividades Econômicas (CNAE), dos estabelecimentos localizados no estado do Rio de Janeiro - 2015

(continuação)

CNAE	INDICADORES DE ACIDENTES DO TRABALHO						
	Incidência (por 1.000 vínculos)	Incidência de Doenças Ocupacionais (por 1.000 vínculos)	Incidência de Acidentes Típicos (por 1.000 vínculos)	Incidência de Incapacidade Temporária (por 1.000 vínculos)	Taxa de Mortalidade (por 100.000 vínculos)	Taxa de Letalidade (por 1.000 acidentes)	Acidentalidade para a faixa 16 a 34 anos (por 100 acidentes)
4221	36,05	0,15	21,20	30,95	15,12	4,19	38,89
4222	11,86	–	9,58	10,49	–	–	48,08
4291	19,05	1,90	17,14	15,24	95,23	50,00	45,00
4292	14,31	0,17	12,31	4,53	–	–	53,13
4299	13,69	0,06	11,75	10,20	9,11	6,65	52,11
4311	13,65	–	12,28	13,65	–	–	70,00
4312	33,33	–	33,33	25,00	–	–	75,00
4313	18,97	–	16,94	17,68	–	–	48,54
4321	8,06	0,26	5,06	7,59	15,50	19,23	46,79
4322	6,85	0,23	3,96	6,01	–	–	62,22
4329	10,59	0,31	7,87	7,34	–	–	50,50
4330	6,71	0,12	5,48	6,22	–	–	46,79
4391	20,26	–	19,19	18,48	–	–	49,12
4399	13,95	0,23	11,75	12,93	16,94	12,15	50,61
4511	6,61	0,05	4,00	6,41	–	–	52,24
4512	51,53	–	7,36	44,17	–	–	14,29
4520	3,59	0,08	1,95	3,43	–	–	56,52
4530	3,70	0,18	2,36	3,57	–	–	59,04
4541	6,86	–	2,94	5,88	–	–	76,19
4543	12,68	–	6,34	12,68	–	–	50,00
4613	–	–	–	–	–	–	–
4614	–	–	–	–	–	–	–
4615	–	–	–	–	–	–	–
4616	–	–	–	–	–	–	–
4617	2,71	–	–	2,71	–	–	100,00
4618	2,99	–	1,49	2,99	–	–	–
4619	1,57	–	0,78	1,57	–	–	50,00
4623	10,06	–	8,51	10,06	–	–	42,31
4631	4,61	–	1,54	3,07	–	–	50,00
4632	12,22	–	10,93	12,22	–	–	57,89
4633	3,66	0,15	2,78	3,51	14,63	40,00	40,00
4634	5,45	–	4,41	5,19	–	–	47,62
4635	15,08	0,09	12,06	13,48	–	–	52,94
4636	8,31	–	5,93	7,12	118,68	142,86	42,86
4637	10,42	–	7,73	10,25	–	–	40,32
4639	8,43	0,08	6,49	7,81	–	–	53,21
4641	5,30	–	4,55	4,55	–	–	71,43
4642	3,47	–	2,60	3,18	–	–	50,00
4643	–	–	–	–	–	–	–
4644	5,25	–	4,02	4,33	–	–	82,35
4645	3,54	–	1,38	3,23	–	–	43,48
4646	6,10	–	2,99	5,71	12,98	21,28	40,43
4647	4,48	–	2,74	4,23	–	–	72,22
4649	5,54	0,13	2,96	5,41	–	–	37,21
4651	4,99	–	2,37	3,15	–	–	68,42
4652	3,20	–	1,60	3,20	–	–	75,00
4661	–	–	–	–	–	–	–
4662	18,72	–	17,02	20,43	–	–	36,36
4663	19,39	0,90	16,68	14,43	–	–	69,77
4664	2,43	–	2,43	2,43	–	–	–
4665	1,39	–	1,39	1,39	–	–	–
4669	13,15	0,45	6,35	11,34	–	–	27,59
4671	8,86	–	7,38	10,33	–	–	–
4672	5,55	–	5,55	3,70	–	–	55,56
4673	4,05	–	3,47	3,47	–	–	42,86
4674	28,50	–	17,81	28,50	–	–	37,50
4679	9,84	–	9,15	8,64	17,27	17,54	66,67
4681	7,92	–	6,07	3,43	–	–	53,33
4682	75,77	0,56	66,23	69,59	56,12	7,41	74,81
4683	–	–	–	–	–	–	–
4684	13,61	–	10,99	7,85	–	–	50,00
4685	3,86	–	3,86	2,89	–	–	50,00
4686	5,10	–	5,10	5,61	–	–	70,00
4687	17,12	0,33	16,46	16,46	–	–	50,00
4689	6,36	–	4,70	5,81	–	–	52,17
4691	14,18	0,36	13,09	13,09	36,35	25,64	56,41
4693	13,44	0,22	10,62	12,79	–	–	45,16
4711	13,33	0,18	11,51	13,12	1,82	1,36	52,42
4712	4,65	0,10	3,45	4,50	2,07	4,44	52,44
4713	7,94	0,07	5,49	7,66	–	–	64,55
4721	4,23	0,06	3,44	4,11	–	–	59,70
4722	4,12	–	2,62	3,93	–	–	27,27
4723	5,18	0,23	3,38	4,96	22,54	43,48	47,83
4724	13,45	–	11,37	12,72	–	–	59,06
4729	4,33	0,06	3,31	3,95	6,36	14,71	54,41
4731	4,16	–	2,57	3,98	–	–	56,52
4732	–	–	–	–	–	–	–
4741	1,84	–	0,73	1,84	–	–	60,00
4742	2,73	–	1,36	2,73	–	–	40,00
4743	6,07	–	5,16	6,07	–	–	55,00
4744	5,74	0,08	4,28	5,62	5,89	10,27	47,26

Capítulo 78 - Rio de Janeiro

78.2 - Indicadores de acidentes do trabalho, segundo a Classificação Nacional de Atividades Econômicas (CNAE), dos estabelecimentos localizados no estado do Rio de Janeiro - 2015

(continuação)

CNAE	INDICADORES DE ACIDENTES DO TRABALHO						
	Incidência (por 1.000 vínculos)	Incidência de Doenças Ocupacionais (por 1.000 vínculos)	Incidência de Acidentes Típicos (por 1.000 vínculos)	Incidência de Incapacidade Temporária (por 1.000 vínculos)	Taxa de Mortalidade (por 100.000 vínculos)	Taxa de Letalidade (por 1.000 acidentes)	Acidentalidade para a faixa 16 a 34 anos (por 100 acidentes)
4751	3,35	–	1,78	3,15	10,48	31,25	62,50
4752	3,21	0,28	1,67	3,07	–	–	69,57
4753	7,13	0,51	5,09	7,08	12,73	17,86	49,40
4754	3,95	0,06	2,76	3,66	–	–	48,57
4755	3,16	–	2,53	2,98	–	–	68,57
4756	1,68	–	1,68	1,68	–	–	100,00
4757	4,03	–	2,24	4,03	–	–	55,56
4759	4,88	0,19	1,88	4,88	–	–	65,38
4761	2,38	0,08	1,08	2,31	–	–	67,74
4762	–	–	–	–	–	–	–
4763	2,53	–	1,73	2,40	–	–	68,42
4771	4,20	0,04	2,19	3,93	3,62	8,62	68,53
4772	1,87	–	1,21	1,54	–	–	58,82
4773	1,44	–	0,96	1,44	–	–	66,67
4774	1,15	–	0,98	0,98	–	–	85,71
4781	2,66	0,01	1,83	2,54	1,36	5,10	74,49
4782	2,68	–	1,87	2,59	–	–	78,57
4783	2,55	–	1,86	2,55	–	–	36,36
4784	10,93	–	7,59	10,63	–	–	58,33
4785	6,44	–	4,29	6,44	–	–	33,33
4789	3,27	0,08	2,08	3,14	–	–	59,06
4911	6,35	0,64	3,81	3,18	–	–	40,00
4912	19,60	0,28	12,78	17,33	14,20	7,25	39,13
4921	5,75	0,06	3,82	5,65	6,66	11,58	34,94
4922	9,01	–	6,86	9,10	24,81	27,52	33,94
4923	7,07	0,27	3,80	5,16	–	–	26,92
4924	0,70	–	0,70	0,70	–	–	–
4929	4,70	–	3,22	3,47	–	–	42,11
4930	11,91	0,17	9,25	10,63	23,44	19,68	43,17
4940	26,80	–	18,36	10,42	–	–	36,11
5011	16,03	–	15,71	11,63	–	–	29,41
5012	16,40	–	14,91	14,91	–	–	72,73
5021	20,75	–	17,56	12,77	–	–	46,15
5030	23,26	0,07	20,41	8,36	–	–	44,31
5091	29,52	–	19,34	28,50	–	–	68,97
5111	17,17	0,18	9,46	16,64	–	–	48,98
5112	7,57	–	3,94	6,36	–	–	60,00
5211	13,99	–	9,62	10,84	17,49	12,50	46,25
5212	19,83	0,15	13,22	16,91	–	–	56,59
5221	25,69	–	20,55	22,53	79,04	30,77	55,38
5222	12,49	–	8,32	12,49	–	–	40,00
5223	5,27	0,13	3,09	4,89	12,86	24,39	53,66
5229	15,54	–	12,58	11,84	–	–	33,33
5231	25,72	0,21	20,58	19,76	–	–	33,60
5232	15,58	–	11,69	8,35	–	–	46,43
5239	21,68	–	15,77	17,74	–	–	36,36
5240	15,39	–	11,19	12,59	–	–	38,02
5250	9,42	–	6,34	6,70	–	–	53,85
5310	241,79	1,62	227,68	221,26	–	–	23,52
5320	9,48	0,19	4,64	9,09	–	–	69,39
5510	8,76	0,10	6,76	7,82	4,95	5,65	46,61
5590	3,33	–	2,33	2,99	–	–	30,00
5611	3,85	0,02	2,94	3,72	1,17	3,03	64,04
5612	6,65	–	3,33	6,65	–	–	50,00
5620	10,77	0,17	7,88	7,79	2,07	1,92	38,39
5811	3,12	–	3,12	3,12	–	–	50,00
5812	2,21	0,44	1,32	1,76	–	–	60,00
5813	6,37	–	3,18	6,37	–	–	–
5819	2,13	–	2,13	2,13	–	–	–
5821	5,06	–	2,53	5,06	–	–	50,00
5822	8,54	–	5,25	7,88	–	–	30,77
5823	10,86	–	10,86	10,86	–	–	–
5829	4,69	–	4,69	4,17	–	–	44,44
5911	4,07	0,58	1,16	4,07	–	–	14,29
5912	–	–	–	–	–	–	–
5913	–	–	–	–	–	–	–
5914	12,17	–	9,92	10,37	–	–	62,96
5920	8,86	–	2,95	8,86	–	–	100,00
6010	1,97	0,49	0,98	1,97	–	–	50,00
6021	21,59	0,17	16,15	15,02	–	–	37,20
6022	4,70	–	2,82	4,70	47,00	100,00	40,00
6110	7,15	0,23	5,08	6,92	–	–	48,39
6120	7,11	0,08	3,63	7,11	–	–	47,83
6130	2,60	–	2,60	–	–	–	–
6141	9,21	1,32	5,26	7,89	–	–	85,71
6143	9,65	–	9,65	9,65	–	–	50,00
6190	9,51	0,29	5,47	9,22	–	–	48,48
6201	12,57	0,22	1,02	11,76	–	–	38,95
6202	4,81	–	1,37	4,81	–	–	57,14
6203	4,84	0,44	1,76	3,52	–	–	45,45
6204	7,54	0,09	1,20	6,77	–	–	40,91

Capítulo 78 - Rio de Janeiro

78.2 - Indicadores de acidentes do trabalho, segundo a Classificação Nacional de Atividades Econômicas (CNAE), dos estabelecimentos localizados no estado do Rio de Janeiro - 2015

(continuação)

CNAE	INDICADORES DE ACIDENTES DO TRABALHO						
	Incidência (por 1.000 vínculos)	Incidência de Doenças Ocupacionais (por 1.000 vínculos)	Incidência de Acidentes Típicos (por 1.000 vínculos)	Incidência de Incapacidade Temporária (por 1.000 vínculos)	Taxa de Mortalidade (por 100.000 vínculos)	Taxa de Letalidade (por 1.000 acidentes)	Acidentalidade para a faixa 16 a 34 anos (por 100 acidentes)
6209	7,25	0,11	1,95	6,60	–	–	61,19
6311	3,86	–	1,66	3,59	–	–	64,29
6319	1,25	–	–	1,25	–	–	100,00
6391	–	–	–	–	–	–	–
6399	1,26	–	–	1,26	–	–	100,00
6421	1,01	0,61	0,40	1,01	20,23	200,00	20,00
6422	35,18	26,49	4,35	35,11	–	–	26,66
6423	8,53	1,05	5,24	6,29	14,97	17,54	28,07
6424	7,45	1,24	2,48	6,21	–	–	33,33
6431	0,92	–	–	0,92	–	–	100,00
6433	12,07	–	1,89	4,53	–	–	28,13
6434	11,71	–	5,86	5,86	–	–	–
6436	3,33	3,33	–	3,33	–	–	–
6450	7,56	–	1,89	7,56	–	–	25,00
6462	5,67	–	2,69	4,63	–	–	44,74
6463	7,62	–	3,81	7,62	–	–	75,00
6491	–	–	–	–	–	–	–
6493	3,18	–	1,59	2,39	–	–	50,00
6499	13,11	–	2,31	11,57	–	–	23,53
6511	8,26	–	1,18	7,86	–	–	47,62
6512	4,04	–	0,97	3,71	–	–	40,00
6520	7,16	0,60	1,19	7,16	–	–	75,00
6530	8,37	–	8,37	2,09	–	–	25,00
6541	12,30	–	2,38	8,73	–	–	19,35
6542	5,31	–	1,77	5,31	–	–	66,67
6550	11,28	0,19	4,93	9,57	–	–	51,26
6611	7,29	–	–	7,29	–	–	100,00
6612	4,68	–	1,87	4,68	–	–	60,00
6613	5,63	–	2,82	5,63	–	–	50,00
6619	5,38	0,95	2,21	5,69	–	–	35,29
6621	2,36	–	–	2,36	–	–	–
6622	2,24	–	0,90	2,24	–	–	60,00
6629	2,87	–	–	2,87	–	–	66,67
6630	9,72	–	–	9,72	–	–	37,50
6810	11,70	–	10,53	10,06	–	–	42,00
6821	2,99	0,53	1,40	2,46	–	–	52,94
6822	10,37	–	6,19	9,45	–	–	50,75
6911	3,18	0,08	1,09	2,68	–	–	47,37
6912	0,98	–	0,25	1,23	24,51	250,00	25,00
6920	2,84	0,08	0,76	2,56	–	–	56,34
7020	6,40	0,12	2,17	5,13	–	–	54,72
7111	8,83	–	6,62	5,15	–	–	41,67
7112	10,90	0,09	7,54	8,73	5,69	5,22	50,65
7119	9,48	0,18	5,79	6,32	–	–	55,56
7120	7,20	–	3,44	5,95	–	–	63,04
7210	24,13	0,17	17,47	18,14	–	–	25,52
7220	1,38	–	1,38	1,38	–	–	100,00
7311	5,32	0,41	0,82	5,32	–	–	46,15
7312	5,67	–	4,25	5,67	–	–	50,00
7319	7,86	0,25	4,31	7,35	–	–	54,84
7320	0,92	–	–	0,92	–	–	100,00
7410	7,29	–	4,86	7,29	–	–	33,33
7420	4,09	–	1,36	4,09	–	–	16,67
7490	16,42	0,14	12,71	7,14	–	–	46,96
7500	1,71	0,86	–	1,71	–	–	100,00
7711	12,34	0,67	8,00	11,51	16,67	13,51	32,43
7719	10,89	–	8,37	7,54	–	–	69,23
7721	4,90	–	4,90	4,90	–	–	–
7722	5,28	–	3,52	5,28	–	–	66,67
7723	3,41	–	3,41	2,92	–	–	71,43
7729	5,52	–	5,52	5,52	–	–	14,29
7732	13,74	–	9,46	12,14	53,54	38,96	51,95
7733	4,80	0,27	1,07	5,06	–	–	50,00
7739	13,57	–	10,42	12,31	–	–	48,84
7740	2,67	–	1,33	2,67	–	–	100,00
7810	7,16	0,09	1,86	6,15	5,80	8,10	43,72
7820	8,19	0,20	3,38	7,19	15,90	19,42	49,51
7830	6,97	0,06	2,40	4,98	11,71	16,81	34,45
7911	1,97	0,12	0,74	1,85	–	–	25,00
7912	–	–	–	–	–	–	–
7990	3,09	–	–	3,09	–	–	100,00
8011	4,20	0,06	1,37	3,63	14,80	35,24	38,77
8012	13,75	0,73	8,08	13,44	10,50	7,63	26,72
8020	3,98	–	2,65	3,54	–	–	44,44
8111	3,87	–	0,68	3,53	–	–	44,12
8112	4,07	0,06	2,99	3,82	0,89	2,19	33,77
8121	7,84	0,13	4,28	6,87	5,02	6,40	33,69
8122	13,75	–	7,33	12,37	45,83	33,33	56,67
8129	8,38	0,25	6,16	4,93	24,64	29,41	50,00
8130	6,28	–	3,53	5,10	–	–	25,00
8211	9,32	0,05	3,69	8,69	–	–	47,92

Capítulo 78 - Rio de Janeiro

78.2 - Indicadores de acidentes do trabalho, segundo a Classificação Nacional de Atividades Econômicas (CNAE), dos estabelecimentos localizados no estado do Rio de Janeiro - 2015

(conclusão)

CNAE	INDICADORES DE ACIDENTES DO TRABALHO						
	Incidência (por 1.000 vínculos)	Incidência de Doenças Ocupacionais (por 1.000 vínculos)	Incidência de Acidentes Típicos (por 1.000 vínculos)	Incidência de Incapacidade Temporária (por 1.000 vínculos)	Taxa de Mortalidade (por 100.000 vínculos)	Taxa de Letalidade (por 1.000 acidentes)	Acidentalidade para a faixa 16 a 34 anos (por 100 acidentes)
8219	3,73	–	1,71	3,42	–	–	58,33
8220	5,17	0,17	1,97	4,67	–	–	64,29
8230	4,62	–	3,03	4,46	–	–	55,17
8291	3,50	–	1,17	3,33	–	–	76,19
8292	19,93	–	14,24	17,09	–	–	71,43
8299	5,70	0,11	3,90	4,52	2,27	3,98	47,01
8411	3,09	0,01	2,61	2,02	–	–	32,19
8412	8,26	–	7,98	4,41	–	–	10,00
8413	2,17	–	2,17	2,17	–	–	100,00
8423	16,78	–	16,78	16,78	–	–	–
8424	2,23	–	1,49	2,23	–	–	–
8425	–	–	–	–	–	–	–
8430	–	–	–	–	–	–	–
8511	8,03	–	1,88	7,57	–	–	27,74
8512	1,77	0,08	1,03	1,77	–	–	32,56
8513	2,54	–	1,74	2,36	–	–	34,29
8520	1,44	–	1,21	1,44	–	–	24,00
8531	6,35	0,05	4,99	5,98	–	–	40,71
8532	2,66	–	1,87	2,49	–	–	46,81
8533	4,61	–	4,61	3,69	–	–	60,00
8541	2,58	–	1,45	2,58	–	–	12,50
8542	7,32	–	7,32	7,32	–	–	66,67
8550	3,29	–	1,97	1,97	–	–	40,00
8591	1,10	–	–	–	–	–	–
8592	8,13	–	2,32	8,13	–	–	28,57
8593	1,51	0,30	0,53	1,51	–	–	50,00
8599	7,97	0,36	4,20	6,99	7,25	9,09	38,64
8610	43,06	0,26	34,78	21,52	–	–	47,00
8621	8,74	–	4,37	7,86	–	–	30,00
8630	11,05	0,26	7,93	6,61	–	–	44,90
8640	14,59	0,03	10,51	9,20	–	–	53,79
8650	5,71	–	3,54	3,42	–	–	42,00
8660	19,55	–	13,38	9,95	–	–	52,63
8690	22,47	0,38	17,58	13,18	–	–	41,34
8711	4,53	0,35	3,84	4,18	–	–	15,38
8712	7,01	–	3,90	6,24	–	–	44,44
8720	7,65	–	1,91	5,74	–	–	25,00
8730	6,04	–	4,65	5,58	–	–	7,69
8800	6,02	0,18	3,99	5,05	–	–	44,12
9001	5,36	–	4,28	5,36	–	–	40,00
9003	2,73	–	2,73	2,73	–	–	–
9101	2,89	–	1,45	2,89	–	–	50,00
9102	6,38	–	6,38	6,38	–	–	–
9200	25,81	–	19,36	25,81	–	–	18,75
9311	35,64	–	29,70	35,64	–	–	33,33
9312	4,99	–	4,02	4,90	9,79	19,61	39,22
9313	1,09	0,07	0,41	1,02	–	–	56,25
9319	4,43	–	3,60	4,43	–	–	37,50
9321	7,10	–	3,55	7,10	–	–	33,33
9329	5,20	–	3,64	5,20	–	–	40,00
9411	9,41	–	4,50	9,00	–	–	30,43
9412	11,14	–	9,70	6,83	–	–	45,16
9420	3,61	0,49	1,64	3,28	–	–	22,73
9430	14,20	0,34	10,95	8,16	–	–	40,28
9491	4,16	0,21	2,94	3,80	7,16	17,24	39,66
9493	5,67	–	1,89	5,67	–	–	33,33
9499	7,11	0,36	3,73	5,69	–	–	47,50
9511	6,04	0,25	1,51	5,54	25,16	41,67	50,00
9512	8,21	–	5,47	7,30	–	–	55,56
9521	6,26	–	3,81	5,99	–	–	56,52
9529	2,23	–	1,34	2,23	–	–	20,00
9601	9,02	–	7,30	7,52	–	–	26,19
9602	2,01	0,19	1,16	1,94	–	–	48,08
9603	7,84	–	5,70	7,13	–	–	50,00
9609	1,64	–	0,68	1,50	–	–	41,67
9700	0,34	–	0,34	0,34	–	–	–
9900	4,77	–	4,77	2,39	–	–	–
Outros(1)	56,64	0,53	41,94	37,67	53,43	9,43	51,42

Fonte: DATAPREV, CAT, SUB, CNIS.

Notas: 1. Os dados são preliminares, estando sujeitos a correções.
2. As atividades econômicas que apresentam valores zerados para os indicadores são aquelas onde não ocorreram acidentes no período.

(1) Englobam as atividades que possuíam número médio de vínculos no ano menor que 100.

Capítulo 79 - São Paulo

79.1 - Indicadores de acidentes do trabalho, segundo a Classificação Nacional de Atividades Econômicas (CNAE), dos estabelecimentos localizados no estado de São Paulo - 2014

(continua)

CNAE	INDICADORES DE ACIDENTES DO TRABALHO						
	Incidência (por 1.000 vínculos)	Incidência de Doenças Ocupacionais (por 1.000 vínculos)	Incidência de Acidentes Típicos (por 1.000 vínculos)	Incidência de Incapacidade Temporária (por 1.000 vínculos)	Taxa de Mortalidade (por 100.000 vínculos)	Taxa de Letalidade (por 1.000 acidentes)	Acidentalidade para a faixa 16 a 34 anos (por 100 acidentes)
TOTAL	**18,40**	**0,47**	**12,00**	**15,71**	**5,30**	**2,88**	**51,44**
0111	80,02	0,41	12,28	78,79	–	–	39,90
0112	203,45	–	5,65	201,57	–	–	45,37
0113	20,54	0,04	18,69	16,66	7,18	3,49	50,59
0115	25,10	–	23,71	23,71	–	–	52,78
0116	13,30	–	11,53	13,30	–	–	63,33
0119	11,59	–	8,95	9,10	14,67	12,66	50,63
0121	53,01	0,23	14,06	52,55	–	–	48,26
0122	15,19	0,20	12,82	15,19	–	–	54,55
0131	24,59	0,08	23,80	21,60	16,90	6,87	42,15
0132	68,19	–	64,30	68,19	–	–	31,43
0133	14,55	–	12,48	14,55	–	–	48,21
0134	17,77	0,14	14,92	16,96	67,84	38,17	38,17
0139	100,43	–	15,66	98,81	–	–	33,33
0141	70,17	–	68,07	65,26	–	–	48,00
0142	21,76	0,64	14,72	21,12	–	–	41,18
0151	16,83	0,05	15,89	16,36	14,06	8,36	32,31
0152	11,59	0,58	10,43	11,59	–	–	30,00
0153	12,58	3,14	9,43	12,58	–	–	50,00
0154	16,28	–	16,28	15,12	–	–	57,14
0155	24,28	0,27	22,22	22,84	6,86	2,82	57,91
0159	10,64	–	5,04	10,64	–	–	78,95
0161	12,72	0,10	11,68	11,23	13,83	10,87	43,21
0162	14,50	–	12,93	13,72	–	–	43,24
0163	12,60	1,57	6,30	12,60	–	–	87,50
0210	18,82	–	17,01	15,20	40,26	21,39	49,20
0220	25,41	–	23,92	22,42	–	–	58,82
0230	12,92	–	12,27	7,43	–	–	35,00
0311	9,68	–	9,68	9,68	–	–	40,00
0322	59,09	–	56,73	56,73	–	–	84,00
0600	19,34	–	13,39	8,93	–	–	23,08
0724	18,20	–	3,64	14,56	–	–	20,00
0729	30,18	3,02	27,16	27,16	–	–	50,00
0810	26,50	0,67	22,40	24,69	26,91	10,15	42,89
0891	35,33	–	27,48	31,40	–	–	55,56
0892	18,81	–	–	18,81	–	–	50,00
0899	15,90	0,57	13,06	11,92	56,77	35,71	28,57
0910	90,02	2,77	74,78	26,31	–	–	70,77
0990	2,51	–	2,51	2,51	–	–	–
1011	52,21	0,83	47,67	50,49	–	–	57,84
1012	43,59	2,77	30,08	39,73	8,39	1,92	58,71
1013	29,89	0,44	26,52	26,32	4,01	1,34	56,51
1020	22,71	–	20,11	21,41	–	–	77,14
1031	17,17	0,21	11,38	16,34	–	–	51,81
1032	27,26	0,40	22,45	26,05	–	–	52,94
1033	29,58	0,11	23,53	21,13	34,26	11,58	56,37
1041	20,46	–	15,85	15,60	–	–	63,75
1042	18,31	–	14,95	13,43	30,52	16,67	56,67
1043	15,45	–	11,58	11,58	–	–	40,00
1051	19,56	–	16,96	18,91	–	–	60,00
1052	19,74	0,22	15,18	15,25	–	–	60,23
1053	18,22	0,36	14,47	16,07	–	–	66,67
1061	13,07	0,50	10,06	12,07	–	–	50,00
1062	34,85	2,95	28,96	32,71	–	–	61,54
1063	21,38	–	17,37	21,38	–	–	43,75
1064	16,92	–	15,04	16,92	–	–	72,22
1065	23,47	0,63	20,30	22,84	–	–	62,16
1066	25,67	0,44	21,34	23,64	–	–	62,89
1069	21,05	0,20	16,29	19,27	–	–	57,55
1071	30,87	0,10	29,15	18,59	8,50	2,75	56,26
1072	50,26	–	44,46	46,39	–	–	61,54
1081	15,49	0,26	10,50	14,18	26,26	16,95	61,02
1082	51,68	–	36,92	49,22	–	–	33,33
1091	35,04	0,96	27,57	32,38	–	–	63,09
1092	22,36	2,28	16,68	18,35	13,85	6,19	57,28
1093	25,81	1,69	19,78	20,86	–	–	61,92
1094	27,34	0,55	22,23	23,96	–	–	59,77
1095	22,63	0,22	16,64	21,52	–	–	59,80
1096	16,88	0,60	10,85	16,28	–	–	50,00
1099	17,22	0,24	13,78	14,34	9,67	5,62	60,25
1111	36,08	–	22,35	30,32	–	–	48,47
1112	45,16	–	28,95	42,84	–	–	51,28
1113	19,24	0,99	15,44	10,90	–	–	55,79
1121	19,20	0,25	15,76	14,28	–	–	70,51
1122	31,46	0,10	25,86	23,36	9,65	3,07	66,87
1220	36,90	–	12,30	30,75	–	–	50,00
1311	36,55	0,19	30,77	34,31	18,65	5,10	61,22
1312	12,09	1,15	10,36	12,09	–	–	33,33
1313	24,02	1,24	19,99	21,38	15,50	6,45	51,61
1314	13,46	–	9,81	11,78	–	–	50,00
1321	28,77	–	24,37	23,72	12,96	4,50	54,50

Capítulo 79 - São Paulo

79.1 - Indicadores de acidentes do trabalho, segundo a Classificação Nacional de Atividades Econômicas (CNAE), dos estabelecimentos localizados no estado de São Paulo - 2014

(continuação)

CNAE	INDICADORES DE ACIDENTES DO TRABALHO						
	Incidência (por 1.000 vínculos)	Incidência de Doenças Ocupacionais (por 1.000 vínculos)	Incidência de Acidentes Típicos (por 1.000 vínculos)	Incidência de Incapacidade Temporária (por 1.000 vínculos)	Taxa de Mortalidade (por 100.000 vínculos)	Taxa de Letalidade (por 1.000 acidentes)	Acidentalidade para a faixa 16 a 34 anos (por 100 acidentes)
1322	22,72	–	18,71	21,39	–	–	52,94
1323	30,37	0,38	24,92	27,80	7,57	2,49	58,10
1330	15,28	0,12	12,39	14,07	–	–	68,50
1340	26,25	0,16	21,85	25,22	–	–	54,19
1351	14,83	0,50	11,25	13,15	–	–	71,32
1352	17,03	0,91	13,40	15,89	–	–	56,00
1353	35,92	–	31,64	35,92	–	–	64,29
1354	23,82	0,70	18,59	21,26	–	–	58,05
1359	21,19	0,43	17,02	20,39	–	–	56,68
1411	8,76	0,38	5,18	8,44	6,40	7,30	62,77
1412	6,90	0,28	4,30	6,69	1,42	2,06	55,81
1413	9,62	0,40	7,21	9,35	13,36	13,89	61,11
1414	13,52	–	10,42	12,64	–	–	57,38
1421	10,03	–	7,61	9,34	–	–	56,32
1422	5,36	–	–	5,36	–	–	42,86
1510	28,51	–	24,98	27,42	–	–	50,95
1521	11,40	0,23	6,39	11,40	–	–	54,00
1529	11,75	0,23	9,49	11,07	–	–	57,69
1531	5,72	0,17	3,26	5,41	–	–	60,49
1532	11,93	0,27	6,63	11,93	–	–	68,89
1533	11,99	0,09	7,81	11,89	–	–	59,09
1539	9,85	–	5,08	8,89	–	–	80,65
1540	12,35	–	9,46	10,23	–	–	64,06
1610	58,63	–	44,13	58,42	–	–	41,22
1621	32,07	0,90	28,01	27,78	–	–	52,11
1622	36,91	0,53	32,69	34,80	–	–	55,00
1623	51,74	0,15	48,44	50,69	–	–	67,83
1629	34,72	0,15	30,23	33,37	–	–	65,09
1710	59,17	–	56,37	13,98	–	–	55,91
1721	33,12	0,16	29,41	20,59	–	–	48,51
1722	22,83	–	20,93	21,56	–	–	41,67
1731	17,62	–	14,23	17,04	9,68	5,49	56,04
1732	15,83	0,16	13,59	15,67	–	–	68,69
1733	29,74	0,27	25,23	25,45	10,99	3,70	63,59
1741	22,23	0,12	17,60	21,31	11,58	5,21	64,06
1742	32,77	0,35	29,01	24,31	11,75	3,58	67,38
1749	34,61	0,65	27,33	31,05	–	–	63,55
1811	24,57	0,80	18,54	23,60	8,87	3,61	55,23
1812	43,92	1,44	12,92	41,34	–	–	49,02
1813	16,44	0,31	12,82	15,67	5,17	3,14	59,43
1821	12,21	–	8,10	11,46	12,46	10,20	62,24
1830	5,55	5,55	–	5,55	–	–	–
1921	23,95	–	19,60	8,17	54,44	22,73	36,36
1922	18,34	–	15,85	13,05	–	–	57,63
1931	40,03	0,02	37,13	26,88	12,09	3,02	57,73
1932	37,38	–	14,02	37,38	–	–	50,00
2011	33,22	1,95	25,40	13,68	–	–	35,29
2012	9,41	0,78	7,84	4,70	–	–	75,00
2013	51,40	–	44,63	46,49	23,36	4,55	58,64
2014	10,05	0,84	6,28	9,63	41,86	41,67	50,00
2019	27,88	–	22,59	19,77	–	–	49,37
2021	23,46	0,37	17,96	8,80	–	–	65,63
2022	26,68	–	20,01	13,34	–	–	40,00
2029	25,56	0,31	21,64	13,09	20,61	8,06	53,23
2031	25,20	0,27	21,22	20,69	–	–	43,16
2032	27,91	1,12	22,89	25,12	–	–	42,00
2033	11,90	–	11,90	11,90	–	–	75,00
2040	67,26	1,79	47,08	43,49	44,84	6,67	64,00
2051	11,28	0,25	10,02	7,27	–	–	60,00
2052	12,87	–	12,87	11,03	–	–	85,71
2061	18,90	0,17	15,02	16,40	17,26	9,13	61,19
2062	26,89	0,35	22,62	24,12	–	–	55,79
2063	18,41	1,13	13,76	15,21	7,82	4,25	62,85
2071	17,97	0,87	14,29	15,10	–	–	61,34
2072	13,86	–	12,40	13,13	–	–	63,16
2073	34,14	6,10	25,60	26,21	–	–	48,21
2091	32,82	0,57	20,26	29,97	–	–	60,87
2092	41,44	–	31,28	16,42	78,20	18,87	33,96
2093	19,04	0,77	13,31	16,72	–	–	63,41
2094	3,95	–	–	3,95	–	–	–
2099	18,88	0,82	15,23	14,49	7,77	4,12	53,70
2110	24,51	–	17,09	22,90	–	–	59,21
2121	12,59	0,70	8,83	9,54	2,17	1,73	53,02
2122	19,17	0,56	15,79	15,60	–	–	57,84
2123	10,00	5,00	5,00	5,00	–	–	50,00
2211	32,72	4,32	24,29	20,26	7,08	2,16	54,33
2212	30,78	1,81	23,80	28,97	–	–	61,34
2219	21,38	0,99	16,10	19,92	6,20	2,90	56,46
2221	31,61	0,33	28,21	27,66	10,98	3,47	58,68
2222	30,22	0,40	25,28	28,62	3,85	1,27	63,46
2223	60,44	2,84	49,31	33,38	21,82	3,61	61,37

Capítulo 79 - São Paulo

79.1 - Indicadores de acidentes do trabalho, segundo a Classificação Nacional de Atividades Econômicas (CNAE), dos estabelecimentos localizados no estado de São Paulo - 2014

(continuação)

CNAE	INDICADORES DE ACIDENTES DO TRABALHO						
	Incidência (por 1.000 vínculos)	Incidência de Doenças Ocupacionais (por 1.000 vínculos)	Incidência de Acidentes Típicos (por 1.000 vínculos)	Incidência de Incapacidade Temporária (por 1.000 vínculos)	Taxa de Mortalidade (por 100.000 vínculos)	Taxa de Letalidade (por 1.000 acidentes)	Acidentalidade para a faixa 16 a 34 anos (por 100 acidentes)
2229	25,35	0,69	20,90	21,89	4,02	1,59	65,16
2311	42,65	1,38	34,57	38,32	9,85	2,31	69,28
2312	13,51	1,24	10,66	12,26	–	–	52,63
2319	25,88	0,36	20,49	22,40	–	–	65,74
2320	20,61	–	10,12	9,04	36,15	17,54	52,63
2330	27,16	0,66	23,22	24,88	9,94	3,66	53,41
2341	18,13	2,36	14,19	16,55	–	–	50,00
2342	31,21	0,37	27,04	30,61	10,10	3,24	54,80
2349	19,90	0,26	14,86	13,96	–	–	50,65
2391	21,35	–	18,05	20,16	–	–	59,26
2392	22,23	–	20,64	12,70	–	–	50,00
2399	25,90	0,43	20,58	23,07	–	–	57,62
2411	112,62	18,77	87,59	31,28	–	–	16,67
2412	25,03	–	23,94	20,68	–	–	34,78
2421	8,10	–	8,10	8,10	–	–	100,00
2422	19,22	0,28	17,51	13,38	14,24	7,41	56,30
2423	38,97	11,11	25,44	21,58	–	–	46,28
2424	42,94	2,47	37,45	38,82	13,72	3,19	53,67
2431	35,50	7,15	24,78	30,50	–	–	40,94
2439	45,19	–	39,11	38,24	–	–	67,31
2441	19,63	1,90	16,30	17,89	–	–	56,85
2442	11,94	–	7,96	10,61	–	–	33,33
2443	30,03	5,33	22,73	24,98	28,06	9,35	38,32
2449	19,78	0,62	16,90	19,37	–	–	53,13
2451	59,70	3,32	51,85	52,91	–	–	57,75
2452	44,22	4,29	33,66	42,40	–	–	51,12
2511	48,55	0,96	39,45	43,89	37,00	7,62	59,91
2512	30,35	0,52	24,98	28,80	12,90	4,25	62,75
2513	28,55	3,52	22,16	25,68	13,04	4,57	53,42
2521	34,87	–	30,62	32,64	–	–	59,30
2522	42,37	–	25,11	40,01	39,23	9,26	51,85
2531	28,67	0,98	24,44	28,02	–	–	51,14
2532	32,65	1,35	26,94	31,40	5,01	1,53	57,82
2539	51,59	1,84	43,91	49,01	18,43	3,57	64,29
2541	19,66	–	18,02	16,38	–	–	33,33
2542	27,76	0,76	23,53	26,37	12,62	4,55	61,14
2543	20,12	0,46	16,17	18,37	–	–	57,53
2550	31,70	2,02	28,33	19,22	–	–	42,55
2591	29,91	1,34	24,78	26,12	–	–	48,88
2592	27,04	0,35	23,26	24,44	–	–	61,14
2593	32,01	1,47	25,06	29,49	10,53	3,29	51,32
2599	34,16	0,59	29,49	31,36	5,86	1,72	60,07
2610	11,44	1,06	6,52	10,68	–	–	67,55
2621	7,90	0,60	5,51	6,94	–	–	62,12
2622	13,13	1,05	8,08	9,80	–	–	69,95
2631	11,36	0,19	9,09	9,09	–	–	65,00
2632	10,37	1,93	4,10	6,27	–	–	68,60
2640	8,32	0,27	4,30	8,06	–	–	64,52
2651	15,29	0,31	11,37	12,93	7,84	5,13	61,54
2652	8,34	–	5,01	8,34	–	–	20,00
2660	14,74	0,25	8,39	13,98	–	–	60,34
2670	6,34	–	4,76	4,76	–	–	50,00
2710	24,18	1,42	19,15	16,74	–	–	55,13
2721	36,54	1,14	33,11	34,26	–	–	34,38
2722	18,43	0,76	15,40	17,93	–	–	57,53
2731	20,17	0,81	13,86	18,71	7,34	3,64	66,91
2732	17,40	0,82	12,80	17,40	–	–	50,94
2733	24,46	2,49	17,53	21,52	6,54	2,67	58,82
2740	19,90	0,43	15,68	19,47	–	–	69,02
2751	35,51	6,79	20,66	32,36	–	–	53,25
2759	14,33	0,56	11,33	13,86	–	–	64,05
2790	14,67	0,54	10,07	13,80	–	–	59,04
2811	37,59	1,57	29,60	26,94	–	–	59,17
2812	32,64	0,62	26,81	30,16	12,41	3,80	62,74
2813	20,16	0,35	15,81	19,12	8,69	4,31	57,76
2814	13,84	0,22	10,98	13,84	–	–	57,14
2815	22,48	0,63	17,93	20,71	–	–	56,18
2821	32,28	0,27	27,17	30,94	–	–	60,00
2822	32,14	0,50	26,18	30,80	16,78	5,22	63,45
2823	28,63	0,36	24,54	26,95	–	–	60,50
2824	30,79	–	23,30	28,29	–	–	75,68
2825	23,57	1,15	16,67	20,12	57,48	24,39	65,85
2829	27,46	0,86	22,70	24,93	10,77	3,92	58,53
2831	28,78	0,35	16,99	27,39	–	–	71,08
2832	32,70	–	29,22	33,39	–	–	61,70
2833	39,62	0,31	32,76	38,16	6,79	1,71	65,21
2840	29,51	0,52	24,98	26,46	–	–	53,69
2851	49,84	2,27	38,52	23,79	–	–	56,82
2852	51,03	–	46,00	43,84	–	–	54,23
2853	27,72	12,12	11,38	15,97	–	–	50,33
2854	53,26	0,98	43,78	32,02	–	–	64,42

Capítulo 79 - São Paulo

79.1 - Indicadores de acidentes do trabalho, segundo a Classificação Nacional de Atividades Econômicas (CNAE), dos estabelecimentos localizados no estado de São Paulo - 2014

(continuação)

CNAE	INDICADORES DE ACIDENTES DO TRABALHO						
	Incidência (por 1.000 vínculos)	Incidência de Doenças Ocupacionais (por 1.000 vínculos)	Incidência de Acidentes Típicos (por 1.000 vínculos)	Incidência de Incapacidade Temporária (por 1.000 vínculos)	Taxa de Mortalidade (por 100.000 vínculos)	Taxa de Letalidade (por 1.000 acidentes)	Acidentalidade para a faixa 16 a 34 anos (por 100 acidentes)
2861	36,78	0,94	30,24	34,91	62,34	16,95	59,32
2862	36,27	0,22	30,99	34,40	–	–	55,15
2863	13,99	–	12,24	12,24	–	–	62,50
2864	18,95	2,99	12,96	17,95	–	–	52,63
2865	16,58	0,64	14,03	12,76	–	–	42,31
2866	25,34	–	20,67	24,67	–	–	50,00
2869	28,07	0,29	23,98	26,31	3,59	1,28	58,06
2910	39,29	11,42	22,72	21,30	2,06	0,52	40,96
2920	27,37	5,07	18,88	16,91	10,67	3,90	46,78
2930	78,87	0,94	72,86	67,20	5,89	0,75	65,32
2941	23,34	4,42	15,35	19,54	–	–	45,43
2942	33,71	2,45	25,96	25,70	–	–	53,64
2943	24,74	1,86	20,09	18,81	–	–	55,40
2944	31,91	2,60	25,66	19,08	17,34	5,43	62,23
2945	14,54	0,82	9,54	13,24	–	–	74,09
2949	27,50	2,60	20,38	22,75	5,29	1,92	56,68
2950	17,44	–	13,45	15,99	–	–	60,42
3011	22,19	0,17	18,78	10,58	–	–	76,15
3012	8,71	–	8,71	7,62	–	–	37,50
3031	51,62	14,08	31,38	42,23	–	–	53,41
3032	34,00	2,00	28,67	29,33	–	–	52,94
3041	19,91	2,57	14,31	7,65	–	–	46,63
3042	27,50	2,62	20,52	15,28	–	–	57,14
3091	97,50	–	69,65	87,06	–	–	67,86
3092	23,39	0,26	20,01	19,23	–	–	56,67
3099	23,39	–	19,57	21,00	–	–	55,10
3101	30,21	0,53	24,55	28,77	8,45	2,80	57,13
3102	24,83	0,43	20,71	23,20	14,23	5,73	60,74
3103	26,45	–	22,27	24,36	–	–	65,79
3104	32,32	1,26	24,92	30,33	18,05	5,59	59,78
3211	6,40	0,31	2,50	5,94	–	–	73,17
3212	11,29	0,19	5,84	10,16	–	–	75,00
3220	23,99	0,59	19,89	21,65	–	–	58,54
3230	39,80	0,47	17,33	37,93	–	–	62,35
3240	16,04	–	13,83	15,30	–	–	69,54
3250	17,64	0,66	11,21	15,76	29,40	16,67	67,50
3291	42,89	0,48	14,30	40,99	–	–	46,67
3292	10,90	0,19	8,22	10,42	9,56	8,77	67,54
3299	22,46	0,55	18,47	21,01	6,89	3,07	60,43
3311	18,36	0,39	15,62	15,62	39,06	21,28	61,70
3312	4,22	–	2,58	3,75	–	–	66,67
3313	19,11	–	14,27	17,66	–	–	59,49
3314	16,97	0,46	13,10	14,39	8,32	4,90	65,20
3315	51,59	5,16	36,11	45,14	128,98	25,00	57,50
3316	15,44	0,66	9,26	11,47	22,06	14,29	45,71
3317	2,69	–	–	2,69	–	–	50,00
3319	16,86	–	13,16	16,45	–	–	51,22
3321	16,69	0,15	13,08	15,19	–	–	68,47
3329	16,36	0,34	12,57	15,67	34,44	21,05	53,68
3512	18,57	0,69	12,38	8,94	–	–	37,04
3513	11,27	–	9,39	3,76	187,76	166,67	50,00
3514	22,12	0,34	11,76	13,85	6,72	3,04	46,81
3520	8,23	–	6,86	3,43	–	–	41,67
3530	13,86	–	10,40	10,40	–	–	25,00
3600	30,94	0,51	24,64	26,94	18,39	5,94	26,15
3701	25,54	1,14	18,16	22,14	56,76	22,22	55,56
3702	59,86	1,16	53,68	56,00	–	–	65,16
3811	47,55	0,17	42,60	39,43	19,03	4,00	55,05
3812	46,90	–	42,76	22,07	–	–	61,76
3821	60,78	–	53,60	42,59	–	–	51,97
3822	70,43	–	64,89	54,60	–	–	60,67
3831	23,02	–	19,45	19,45	–	–	48,28
3832	34,53	0,38	26,94	32,25	–	–	76,92
3839	35,96	0,29	30,99	35,09	29,24	8,13	56,10
3900	20,50	–	15,95	9,11	–	–	66,67
4110	31,86	0,29	28,11	30,00	15,97	5,01	49,04
4120	17,17	0,30	14,36	15,75	10,88	6,34	46,42
4211	32,00	0,20	27,59	27,27	34,76	10,86	50,44
4212	19,43	0,22	16,91	15,11	21,59	11,11	54,44
4213	19,74	0,12	17,22	18,92	17,57	8,90	38,58
4221	45,12	0,24	17,01	43,42	12,10	2,68	45,41
4222	21,41	–	17,93	20,38	12,90	6,02	51,81
4223	16,64	–	11,49	9,38	60,49	36,36	54,55
4291	28,94	1,45	26,04	23,87	–	–	50,00
4292	10,23	0,25	8,66	6,40	–	–	58,56
4299	20,69	0,16	17,56	17,25	16,37	7,91	51,98
4311	12,62	–	10,63	12,62	–	–	36,84
4312	17,07	–	12,80	17,07	–	–	57,14
4313	15,20	0,31	11,73	13,52	15,30	10,07	43,62
4319	6,53	–	6,53	5,88	65,31	100,00	40,00
4321	10,30	0,15	7,56	9,20	10,03	9,74	57,95

Capítulo 79 - São Paulo

79.1 - Indicadores de acidentes do trabalho, segundo a Classificação Nacional de Atividades Econômicas (CNAE), dos estabelecimentos localizados no estado de São Paulo - 2014

(continuação)

CNAE	INDICADORES DE ACIDENTES DO TRABALHO						
	Incidência (por 1.000 vínculos)	Incidência de Doenças Ocupacionais (por 1.000 vínculos)	Incidência de Acidentes Típicos (por 1.000 vínculos)	Incidência de Incapacidade Temporária (por 1.000 vínculos)	Taxa de Mortalidade (por 100.000 vínculos)	Taxa de Letalidade (por 1.000 acidentes)	Acidentalidade para a faixa 16 a 34 anos (por 100 acidentes)
4322	12,02	0,27	8,53	11,15	3,01	2,51	63,16
4329	11,21	0,11	7,67	9,28	7,45	6,64	55,15
4330	12,35	0,41	9,59	11,71	5,63	4,56	51,77
4391	22,12	0,21	20,42	19,14	14,23	6,43	52,73
4399	14,70	0,26	11,99	13,56	12,18	8,28	48,99
4511	10,20	0,15	6,65	9,66	1,33	1,30	61,93
4512	135,93	–	13,23	133,52	–	–	38,94
4520	13,94	0,19	10,16	13,34	8,36	6,00	59,67
4530	12,79	0,21	8,84	12,13	3,65	2,86	65,22
4541	17,28	0,07	6,10	15,99	–	–	69,02
4543	22,37	–	10,17	22,37	–	–	54,55
4611	5,76	–	5,76	5,76	–	–	75,00
4612	2,14	1,07	1,07	2,14	–	–	–
4613	6,98	–	4,19	6,98	–	–	60,00
4614	5,34	–	0,76	5,34	76,25	142,86	85,71
4615	7,73	–	5,80	5,80	–	–	75,00
4616	9,70	–	4,85	10,51	–	–	75,00
4617	9,74	–	4,58	9,74	–	–	88,24
4618	3,28	–	2,46	3,28	–	–	62,50
4619	2,26	0,25	1,76	2,26	–	–	33,33
4621	3,04	–	3,04	3,04	–	–	–
4622	22,34	–	19,54	19,54	–	–	62,50
4623	6,59	0,18	4,30	6,22	18,30	27,78	62,50
4631	11,95	0,53	7,75	12,08	–	–	52,75
4632	14,68	0,24	12,07	14,68	–	–	59,68
4633	8,84	0,16	6,58	8,51	8,22	9,30	58,60
4634	16,07	0,77	12,81	14,44	17,19	10,70	66,31
4635	23,85	0,78	16,89	19,59	6,82	2,86	66,38
4636	10,47	–	5,23	8,60	–	–	71,43
4637	10,26	0,25	6,78	9,89	–	–	56,97
4639	15,54	0,49	11,14	14,48	8,15	5,24	69,23
4641	6,12	0,13	3,64	5,73	13,01	21,28	61,70
4642	5,07	0,30	2,95	4,85	–	–	61,19
4643	6,65	–	4,60	6,65	–	–	69,23
4644	7,89	0,17	4,63	6,62	11,03	13,99	67,13
4645	6,67	0,24	3,15	5,42	5,95	8,93	57,14
4646	6,38	0,12	3,23	5,38	4,14	6,49	67,53
4647	11,32	0,28	7,13	11,11	–	–	74,07
4649	7,00	0,23	4,69	6,52	–	–	61,59
4651	3,69	0,15	1,99	3,62	–	–	66,00
4652	4,91	–	1,59	4,38	–	–	54,05
4661	24,32	0,31	19,89	19,28	–	–	67,30
4662	16,68	–	14,23	15,46	40,67	24,39	63,41
4663	9,62	0,23	6,63	8,90	4,54	4,72	62,26
4664	5,48	0,35	3,18	4,59	–	–	45,16
4665	6,66	–	5,05	6,26	–	–	78,79
4669	11,61	0,17	7,32	11,15	17,16	14,78	67,00
4671	29,38	1,19	24,04	27,90	29,68	10,10	56,57
4672	15,01	0,15	11,92	14,63	–	–	61,81
4673	7,36	–	6,29	6,75	–	–	60,42
4674	31,86	–	25,37	28,91	–	–	53,70
4679	19,35	0,15	15,39	16,99	15,24	7,87	64,57
4681	12,27	0,15	8,33	10,66	14,61	11,90	47,62
4682	33,66	0,25	28,39	27,38	50,24	14,93	67,91
4683	12,34	0,21	9,21	11,09	–	–	61,02
4684	12,42	0,28	9,03	11,85	–	–	54,55
4685	31,06	0,46	27,14	29,67	11,50	3,70	59,26
4686	23,17	0,34	19,42	22,26	–	–	65,20
4687	28,94	0,41	24,48	27,62	20,27	7,01	45,01
4689	10,72	0,31	7,77	9,97	17,65	16,46	59,67
4691	17,95	0,23	13,82	17,02	–	–	68,26
4692	7,71	–	5,14	6,17	–	–	60,00
4693	11,37	0,21	8,31	10,99	4,13	3,64	61,45
4711	21,36	0,26	17,39	20,73	2,69	1,26	69,06
4712	7,80	0,23	6,02	7,36	2,91	3,74	65,79
4713	9,84	0,34	6,00	9,44	1,89	1,92	72,55
4721	6,69	0,19	4,90	6,50	–	–	61,23
4722	17,17	0,21	14,73	16,60	10,60	6,17	66,46
4723	11,62	0,25	8,28	11,45	–	–	71,94
4724	9,22	0,19	7,18	8,66	–	–	64,43
4729	11,56	0,31	7,79	10,51	7,87	6,80	65,31
4731	8,55	0,13	4,36	8,17	6,82	7,98	59,18
4732	11,32	–	8,49	10,76	–	–	65,00
4741	10,49	–	6,15	9,86	7,89	7,52	71,43
4742	9,42	0,34	6,68	9,03	4,80	5,10	63,27
4743	24,00	0,43	20,83	22,97	25,71	10,71	68,21
4744	14,65	0,24	11,61	14,01	5,78	3,94	55,22
4751	8,79	0,26	3,94	7,96	–	–	75,32
4752	6,30	0,13	3,00	5,90	4,47	7,09	73,05
4753	11,96	0,58	7,44	11,51	1,49	1,24	59,13
4754	9,19	0,35	6,32	8,75	3,50	3,81	62,10

Capítulo 79 - São Paulo

79.1 - Indicadores de acidentes do trabalho, segundo a Classificação Nacional de Atividades Econômicas (CNAE), dos estabelecimentos localizados no estado de São Paulo - 2014

(continuação)

CNAE	INDICADORES DE ACIDENTES DO TRABALHO						
	Incidência (por 1.000 vínculos)	Incidência de Doenças Ocupacionais (por 1.000 vínculos)	Incidência de Acidentes Típicos (por 1.000 vínculos)	Incidência de Incapacidade Temporária (por 1.000 vínculos)	Taxa de Mortalidade (por 100.000 vínculos)	Taxa de Letalidade (por 1.000 acidentes)	Acidentalidade para a faixa 16 a 34 anos (por 100 acidentes)
4755	5,51	0,20	3,29	5,23	–	–	65,47
4756	3,32	–	2,37	2,85	–	–	28,57
4757	10,18	0,11	6,27	9,62	11,19	10,99	62,64
4759	7,55	0,30	4,80	7,07	–	–	67,00
4761	5,22	0,12	3,31	5,12	–	–	68,52
4762	3,65	–	0,73	2,92	–	–	80,00
4763	6,10	0,07	3,83	5,93	–	–	68,85
4771	7,70	0,09	4,52	6,36	–	–	78,35
4772	3,90	0,15	1,86	3,66	–	–	77,27
4773	5,78	0,56	2,42	5,78	–	–	67,74
4774	3,86	0,06	2,04	3,64	–	–	75,71
4781	5,32	0,14	2,89	4,99	2,38	4,47	76,03
4782	6,07	0,11	3,33	5,66	1,63	2,70	83,29
4783	3,58	–	1,50	3,49	–	–	76,74
4784	19,24	0,48	14,01	16,43	16,10	8,37	57,32
4785	15,54	–	12,71	15,54	–	–	42,42
4789	9,06	0,20	6,15	8,58	4,17	4,61	64,12
4911	22,61	0,19	18,69	11,77	18,69	8,26	66,12
4912	49,50	0,27	39,44	45,22	16,06	3,24	32,22
4921	10,32	0,25	6,68	10,21	9,15	8,87	35,25
4922	8,35	0,32	5,88	7,99	15,90	19,05	34,29
4923	5,62	–	4,72	5,62	–	–	40,00
4924	3,68	0,32	1,92	3,68	–	–	21,74
4929	9,78	0,15	6,39	8,58	23,09	23,62	36,61
4930	15,28	0,21	11,17	14,16	22,13	14,48	46,12
4940	42,95	–	40,09	11,45	–	–	43,33
5011	13,15	–	–	13,15	–	–	50,00
5012	1,60	–	–	1,60	–	–	100,00
5021	33,94	–	30,54	30,54	–	–	50,00
5030	18,10	0,49	7,34	16,63	–	–	27,03
5111	16,83	0,03	8,94	16,10	–	–	56,73
5112	16,87	–	1,95	16,87	–	–	19,23
5120	17,03	–	8,17	17,03	–	–	64,00
5211	17,92	0,13	13,31	16,69	23,04	12,86	63,29
5212	25,16	0,57	11,34	22,11	7,09	2,82	61,13
5221	24,53	0,09	20,03	22,59	8,82	3,60	63,31
5222	45,91	0,34	28,49	44,24	–	–	32,12
5223	6,63	0,08	2,58	6,58	7,80	11,76	61,96
5229	17,95	0,11	13,60	16,58	11,43	6,37	50,96
5231	28,04	0,25	17,24	21,26	33,48	11,94	51,04
5232	7,92	–	2,97	7,13	–	–	50,00
5240	27,75	0,25	19,73	25,37	–	–	49,66
5250	9,43	–	6,37	8,18	2,96	3,14	66,67
5310	124,35	8,84	106,98	107,91	7,73	0,62	28,18
5320	29,03	0,15	17,33	28,78	29,62	10,20	63,44
5510	10,02	0,17	7,24	9,53	2,82	2,82	47,32
5590	6,99	0,26	5,43	6,21	–	–	51,85
5611	10,62	0,19	7,92	10,15	2,70	2,54	68,48
5612	5,17	0,54	3,27	4,90	–	–	63,16
5620	19,14	0,37	15,02	15,71	1,79	0,94	41,33
5811	6,25	0,33	3,40	6,03	–	–	54,39
5813	3,84	–	1,28	3,84	–	–	77,78
5819	10,84	–	6,19	10,84	–	–	57,14
5821	15,80	0,43	11,16	14,06	–	–	53,21
5822	7,35	–	3,68	6,81	10,81	14,71	44,12
5823	6,39	–	4,79	5,70	–	–	42,86
5829	13,61	0,12	9,93	13,12	–	–	58,56
5911	3,70	–	0,78	3,70	–	–	36,84
5912	2,43	1,21	–	2,43	–	–	100,00
5913	3,67	–	3,67	3,67	–	–	100,00
5914	8,72	0,19	7,17	8,33	–	–	71,11
5920	5,28	–	3,52	5,28	–	–	66,67
6010	3,39	0,14	1,13	3,24	–	–	54,17
6021	14,62	0,76	8,42	10,57	–	–	38,96
6022	5,52	1,84	1,84	5,52	–	–	33,33
6110	9,31	0,18	6,27	8,88	–	–	65,36
6120	8,01	0,06	2,57	7,76	12,52	15,63	67,97
6130	7,30	–	–	7,30	–	–	33,33
6141	25,98	–	13,78	25,52	11,29	4,35	70,87
6143	3,50	–	1,00	3,50	–	–	57,14
6190	14,44	0,11	11,68	14,08	3,68	2,55	59,95
6201	50,00	0,08	3,32	48,57	7,55	1,51	28,55
6202	4,08	0,28	0,70	3,73	–	–	70,69
6203	3,14	0,13	0,63	3,01	–	–	65,71
6204	3,28	0,09	0,84	3,05	2,26	6,90	58,62
6209	3,27	–	1,54	3,07	4,45	13,61	70,75
6311	4,49	0,06	1,20	4,05	–	–	55,90
6319	1,65	–	0,35	1,65	–	–	73,68
6391	8,37	–	4,19	8,37	–	–	75,00
6399	5,40	–	1,69	5,40	–	–	56,25
6421	13,96	0,42	11,43	5,68	–	–	26,63

Capítulo 79 - São Paulo

79.1 - Indicadores de acidentes do trabalho, segundo a Classificação Nacional de Atividades Econômicas (CNAE), dos estabelecimentos localizados no estado de São Paulo - 2014

(continuação)

CNAE	INDICADORES DE ACIDENTES DO TRABALHO						
	Incidência (por 1.000 vínculos)	Incidência de Doenças Ocupacionais (por 1.000 vínculos)	Incidência de Acidentes Típicos (por 1.000 vínculos)	Incidência de Incapacidade Temporária (por 1.000 vínculos)	Taxa de Mortalidade (por 100.000 vínculos)	Taxa de Letalidade (por 1.000 acidentes)	Acidentalidade para a faixa 16 a 34 anos (por 100 acidentes)
6422	10,52	4,39	3,82	9,55	1,20	1,14	42,80
6423	5,06	0,21	2,49	4,56	–	–	38,33
6424	5,37	0,60	1,19	4,97	–	–	66,67
6431	2,65	0,44	0,44	2,65	–	–	33,33
6432	4,33	–	4,33	1,44	–	–	33,33
6434	13,22	–	–	13,22	–	–	–
6435	20,80	–	–	20,80	–	–	33,33
6436	3,19	–	1,59	2,66	–	–	50,00
6437	–	–	–	–	–	–	–
6440	–	–	–	–	–	–	–
6450	–	–	–	–	–	–	–
6462	5,68	0,13	3,27	4,94	6,68	11,76	60,00
6463	11,54	–	8,50	10,93	–	–	52,63
6491	1,98	–	0,40	1,58	–	–	80,00
6492	–	–	–	–	–	–	–
6493	6,13	–	2,45	4,60	15,33	25,00	65,00
6499	2,45	0,82	–	2,45	–	–	33,33
6511	6,36	0,18	2,18	5,64	–	–	54,29
6512	3,68	0,12	1,09	3,56	4,04	10,99	56,04
6520	4,10	–	0,51	4,10	–	–	37,50
6530	–	–	–	–	–	–	–
6541	10,11	0,78	1,55	8,55	–	–	46,15
6542	5,50	0,69	2,06	4,81	–	–	50,00
6550	18,31	0,12	11,65	11,02	2,96	1,62	59,06
6611	6,09	–	3,65	6,09	–	–	60,00
6612	2,36	–	0,26	2,36	–	–	72,22
6613	9,92	0,35	1,42	9,92	–	–	64,29
6619	8,65	0,29	3,81	8,21	–	–	71,19
6621	6,98	–	2,62	6,98	–	–	50,00
6622	3,14	0,10	0,78	2,99	–	–	75,00
6629	3,19	0,49	0,98	2,95	–	–	61,54
6630	14,10	–	–	14,10	–	–	48,39
6810	15,13	0,34	12,56	14,39	27,01	17,86	49,55
6821	5,42	0,11	2,82	5,04	–	–	56,00
6822	8,26	0,23	5,25	7,80	7,72	9,35	45,79
6911	3,66	0,06	0,78	3,44	3,10	8,47	67,80
6912	3,93	0,11	0,74	3,72	–	–	48,65
6920	5,86	0,06	1,99	5,41	3,23	5,51	71,69
7010	10,85	–	9,30	10,85	–	–	85,71
7020	4,43	0,11	1,50	3,93	2,27	5,13	59,49
7111	5,47	–	3,76	4,45	–	–	37,50
7112	11,47	0,17	8,03	10,43	9,00	7,85	45,18
7119	11,43	0,18	6,91	10,63	–	–	63,57
7120	8,50	0,10	5,04	7,51	–	–	66,28
7210	16,51	0,25	12,09	9,09	–	–	29,80
7220	7,37	–	2,77	7,37	–	–	62,50
7311	3,76	0,06	0,63	3,76	–	–	63,33
7312	6,32	–	3,69	5,79	–	–	66,67
7319	5,05	0,04	2,08	4,79	–	–	66,12
7320	8,40	–	1,27	7,76	–	–	47,17
7410	8,37	–	6,85	7,61	–	–	54,55
7420	8,09	0,29	2,35	7,65	–	–	58,18
7490	7,23	0,05	4,97	6,64	9,84	13,61	61,90
7500	6,86	0,38	4,96	6,86	–	–	55,56
7711	7,59	0,15	3,13	7,14	–	–	50,98
7719	13,49	0,77	10,02	13,10	–	–	42,86
7721	3,02	–	1,51	3,02	–	–	50,00
7722	6,07	–	2,76	6,07	–	–	100,00
7723	4,34	0,87	2,17	4,34	–	–	50,00
7729	12,60	–	9,74	12,03	–	–	54,55
7731	7,75	–	5,81	7,75	–	–	–
7732	19,01	0,24	14,76	17,94	5,90	3,11	57,14
7733	7,03	–	1,71	6,27	–	–	72,97
7739	15,38	0,22	12,07	14,06	11,02	7,17	59,50
7740	6,27	0,39	1,96	5,49	–	–	62,50
7810	5,97	0,15	3,75	5,77	–	–	50,00
7820	6,06	0,08	2,62	5,66	0,61	1,00	71,50
7830	4,76	0,09	2,16	4,41	–	–	61,58
7911	2,73	0,07	0,69	2,58	–	–	57,33
7912	2,33	–	2,33	2,33	–	–	–
7990	3,99	–	1,00	3,99	–	–	100,00
8011	5,77	0,07	1,60	5,47	5,93	10,29	47,43
8012	21,62	0,50	10,73	20,51	16,59	7,67	42,97
8111	5,76	0,20	2,55	5,18	3,77	6,55	41,41
8112	7,85	0,20	5,43	7,42	2,96	3,78	37,01
8121	8,52	0,27	4,84	7,42	2,39	2,81	32,44
8122	9,47	0,11	5,21	9,15	10,64	11,24	58,43
8129	20,17	0,36	15,91	17,28	11,92	5,91	35,45
8130	14,45	0,12	8,86	13,40	34,96	24,19	50,00
8211	5,08	0,11	2,53	4,70	5,01	9,86	60,36
8219	5,66	0,20	2,36	5,04	–	–	72,61

Capítulo 79 - São Paulo

79.1 - Indicadores de acidentes do trabalho, segundo a Classificação Nacional de Atividades Econômicas (CNAE), dos estabelecimentos localizados no estado de São Paulo - 2014

(conclusão)

CNAE	INDICADORES DE ACIDENTES DO TRABALHO						
	Incidência (por 1.000 vínculos)	Incidência de Doenças Ocupacionais (por 1.000 vínculos)	Incidência de Acidentes Típicos (por 1.000 vínculos)	Incidência de Incapacidade Temporária (por 1.000 vínculos)	Taxa de Mortalidade (por 100.000 vínculos)	Taxa de Letalidade (por 1.000 acidentes)	Acidentalidade para a faixa 16 a 34 anos (por 100 acidentes)
8220	4,13	0,11	1,11	3,95	0,43	1,05	70,38
8230	4,20	0,18	2,34	3,96	6,00	14,29	57,14
8291	6,36	0,14	1,35	5,88	2,41	3,79	56,82
8292	15,97	0,46	13,00	13,91	11,41	7,14	63,57
8299	7,46	0,21	4,57	6,69	2,86	3,83	60,73
8411	12,11	0,14	9,23	10,11	2,11	1,74	25,80
8412	18,43	0,34	12,97	10,58	–	–	31,48
8413	42,14	0,49	22,54	36,26	–	–	6,98
8423	21,02	–	18,39	21,02	–	–	16,67
8424	18,83	–	16,95	15,06	–	–	30,00
8430	35,83	–	31,35	26,87	–	–	28,13
8511	35,97	0,16	4,94	35,10	–	–	36,09
8512	4,45	0,13	3,15	4,20	1,64	3,69	43,17
8513	5,57	0,11	3,34	5,21	1,00	1,80	32,85
8520	4,52	–	3,23	4,41	–	–	36,08
8531	8,09	0,30	4,57	6,87	–	–	32,78
8532	10,93	0,08	8,39	6,89	2,75	2,52	34,51
8533	5,52	–	3,06	5,35	–	–	40,00
8541	3,45	0,08	2,17	3,37	–	–	44,19
8542	2,94	–	0,42	2,94	–	–	42,86
8550	7,04	0,29	2,01	6,18	14,37	20,41	36,73
8591	2,54	–	1,59	2,54	31,76	125,00	75,00
8592	5,77	0,44	1,78	5,33	–	–	46,15
8593	2,08	0,04	0,84	2,08	4,43	21,28	57,45
8599	8,98	0,05	5,46	8,22	2,65	2,95	37,91
8610	54,94	0,52	43,11	29,44	2,08	0,38	48,60
8621	15,98	–	9,50	11,66	–	–	37,84
8622	24,78	–	14,16	20,54	–	–	45,71
8630	18,48	0,19	12,53	11,14	–	–	50,74
8640	24,07	0,26	16,02	15,04	–	–	58,93
8650	15,38	–	6,94	10,77	–	–	51,75
8660	25,15	0,51	20,08	11,48	–	–	55,70
8690	45,80	0,30	36,61	25,08	–	–	43,02
8711	16,00	0,10	12,10	12,10	–	–	36,56
8712	8,53	0,28	4,95	7,15	–	–	58,06
8720	31,33	0,29	26,94	14,49	–	–	46,73
8730	19,34	0,30	15,23	12,95	–	–	42,91
8800	12,80	0,20	8,30	11,56	–	–	52,68
9001	10,79	–	7,63	10,52	–	–	48,78
9003	3,70	–	3,70	3,70	–	–	–
9101	–	–	–	–	–	–	–
9102	2,04	–	2,04	2,04	–	–	100,00
9103	44,96	–	38,04	43,80	–	–	25,64
9311	4,94	–	2,96	3,95	–	–	60,00
9312	11,46	0,07	9,11	10,71	3,26	2,85	38,75
9313	3,60	0,15	1,63	3,45	3,87	10,75	72,04
9319	12,66	–	9,65	12,01	–	–	42,37
9321	51,58	–	46,49	27,60	–	–	68,31
9329	10,44	0,34	8,65	8,65	–	–	62,37
9411	5,64	0,35	2,47	5,52	–	–	45,83
9412	11,04	–	3,97	9,84	–	–	37,50
9420	5,74	0,29	2,35	5,24	–	–	44,44
9430	8,65	0,19	5,88	7,66	1,60	1,85	45,79
9491	8,01	0,17	5,72	7,51	–	–	32,37
9492	576,82	–	5,15	534,33	–	–	37,05
9493	9,02	–	7,82	8,12	–	–	66,67
9499	15,04	0,14	10,76	13,25	4,70	3,13	42,50
9511	5,37	0,06	2,56	5,06	6,24	11,63	68,60
9512	10,00	0,18	7,09	9,64	–	–	72,73
9521	9,11	0,47	4,79	8,64	–	–	69,23
9529	14,38	0,37	11,70	14,26	12,19	8,47	64,41
9601	15,28	0,74	11,94	13,05	5,31	3,47	52,78
9602	2,78	0,08	1,09	2,60	–	–	66,22
9603	10,36	0,45	6,01	9,16	–	–	43,48
9609	8,44	0,15	3,93	8,00	–	–	51,72
9700	49,39	–	38,42	46,65	–	–	16,67
9900	7,73	–	3,09	7,73	–	–	40,00
Outros(1)	529,18	3,11	268,74	458,63	311,28	5,88	50,59

Fonte: DATAPREV, CAT, SUB, CNIS.

Notas: 1. Os dados são preliminares, estando sujeitos a correções.
2. As atividades econômicas que apresentam valores zerados para os indicadores são aquelas onde não ocorreram acidentes no período.

(1) Englobam as atividades que possuíam número médio de vínculos no ano menor que 100.

Capítulo 79 - São Paulo

79.2 - Indicadores de acidentes do trabalho, segundo a Classificação Nacional de Atividades Econômicas (CNAE), dos estabelecimentos localizados no estado de São Paulo - 2015

(continua)

CNAE	INDICADORES DE ACIDENTES DO TRABALHO						
	Incidência (por 1.000 vínculos)	Incidência de Doenças Ocupacionais (por 1.000 vínculos)	Incidência de Acidentes Típicos (por 1.000 vínculos)	Incidência de Incapacidade Temporária (por 1.000 vínculos)	Taxa de Mortalidade (por 100.000 vínculos)	Taxa de Letalidade (por 1.000 acidentes)	Acidentalidade para a faixa 16 a 34 anos (por 100 acidentes)
TOTAL	**16,19**	**0,35**	**10,76**	**13,61**	**5,16**	**3,19**	**50,13**
0111	26,09	–	4,46	25,86	7,70	2,95	37,46
0112	108,45	–	8,03	109,78	–	–	48,15
0113	16,51	0,05	15,47	13,16	10,52	6,37	50,72
0115	12,92	–	12,16	13,30	76,02	58,82	38,24
0116	2,83	–	2,46	2,83	–	–	39,13
0119	8,13	0,15	7,10	7,99	14,79	18,18	45,45
0121	15,16	–	3,49	14,59	8,11	5,35	48,13
0122	6,23	–	5,40	5,92	–	–	61,67
0131	24,85	0,09	23,11	19,41	2,89	1,16	45,05
0132	67,44	–	59,39	65,43	201,31	29,85	34,33
0133	3,40	–	3,12	3,40	7,09	20,83	56,25
0134	5,01	–	3,97	4,87	6,96	13,89	23,61
0135	–	–	–	–	–	–	–
0139	22,65	0,39	5,03	22,46	–	–	32,48
0141	111,71	0,69	104,77	108,24	69,38	6,21	38,51
0142	22,73	–	18,72	21,40	–	–	41,18
0151	5,98	0,12	5,34	5,96	4,99	8,33	38,75
0152	9,76	–	8,94	9,35	–	–	41,67
0153	3,28	–	3,28	3,28	–	–	–
0154	12,45	–	11,32	11,89	56,60	45,45	50,00
0155	11,48	–	10,41	10,95	–	–	53,59
0159	3,32	0,41	2,07	3,32	–	–	62,50
0161	10,30	0,07	9,40	7,77	13,21	12,82	49,15
0162	22,02	–	20,64	21,33	34,41	15,63	43,75
0163	13,71	–	10,66	13,71	–	–	55,56
0210	17,41	0,10	15,15	12,78	20,61	11,83	46,75
0220	7,63	–	7,63	7,05	–	–	61,54
0230	5,61	0,30	5,31	3,25	29,52	52,63	36,84
0311	3,58	–	3,58	3,58	–	–	66,67
0322	20,60	–	18,95	18,95	–	–	80,00
0600	20,65	–	12,79	7,87	–	–	28,57
0710	9,72	–	9,72	9,72	–	–	100,00
0724	14,31	–	7,16	14,31	–	–	50,00
0729	24,26	6,93	17,33	24,26	–	–	14,29
0810	22,48	0,67	19,34	20,31	29,87	13,29	41,20
0891	26,29	–	21,91	26,29	–	–	50,00
0892	35,93	–	8,98	35,93	–	–	75,00
0899	18,50	0,62	16,03	17,88	–	–	36,67
0910	41,30	–	38,35	12,78	–	–	78,57
0990	–	–	–	2,53	–	–	–
1011	56,21	0,62	52,74	52,43	15,42	2,74	56,52
1012	36,22	3,04	23,90	30,71	4,34	1,20	55,93
1013	31,99	1,13	27,94	27,34	12,15	3,80	55,70
1020	35,19	0,64	29,43	34,55	–	–	69,09
1031	14,37	0,24	12,25	13,19	–	–	60,66
1032	18,57	–	16,50	16,92	–	–	60,00
1033	30,12	0,23	24,42	22,21	46,52	15,44	58,30
1041	19,49	–	13,75	16,25	–	–	73,08
1042	22,06	0,64	16,94	20,14	–	–	49,28
1043	14,09	–	12,44	11,61	–	–	35,29
1051	24,47	–	20,92	23,40	–	–	65,22
1052	23,00	0,07	18,72	17,55	7,25	3,15	58,36
1053	14,81	0,35	11,82	13,40	–	–	67,86
1061	14,41	–	9,94	14,41	49,70	34,48	58,62
1062	32,65	1,59	25,48	31,32	26,54	8,13	46,34
1063	14,37	–	11,97	14,37	–	–	41,67
1064	28,63	–	21,47	27,61	–	–	71,43
1065	27,18	1,18	21,27	22,45	–	–	58,70
1066	24,68	0,33	21,70	22,28	16,57	6,71	58,72
1069	12,72	–	11,00	9,70	–	–	55,93
1071	27,70	0,07	26,43	15,18	17,80	6,43	54,24
1072	56,52	–	56,52	56,52	–	–	63,64
1081	15,16	–	11,30	14,05	–	–	49,09
1082	26,16	–	21,41	30,92	–	–	36,36
1091	13,85	0,17	10,60	13,18	–	–	62,92
1092	21,08	1,31	15,43	16,12	6,89	3,27	57,19
1093	19,12	0,18	16,01	15,04	–	–	59,55
1094	30,83	0,58	26,13	24,40	8,24	2,67	60,16
1095	19,44	0,21	13,67	18,16	–	–	65,93
1096	15,82	0,55	13,09	15,27	–	–	65,52
1099	18,98	0,23	15,24	16,21	2,86	1,51	60,09
1111	25,13	0,24	14,39	22,93	–	–	41,75
1112	23,66	–	13,02	22,48	–	–	25,00
1113	14,69	0,51	11,82	9,54	–	–	52,87
1121	18,93	0,24	14,32	16,51	–	–	66,67
1122	26,54	0,10	20,96	19,21	20,65	7,78	58,75
1220	62,10	–	31,05	41,40	–	–	41,67
1311	29,73	–	25,96	27,85	–	–	62,68
1312	9,96	–	9,20	9,96	–	–	61,54
1313	20,98	0,18	17,81	17,98	–	–	55,46

Capítulo 79 - São Paulo

79.2 - Indicadores de acidentes do trabalho, segundo a Classificação Nacional de Atividades Econômicas (CNAE), dos estabelecimentos localizados no estado de São Paulo - 2015

(continuação)

CNAE	INDICADORES DE ACIDENTES DO TRABALHO						
	Incidência (por 1.000 vínculos)	Incidência de Doenças Ocupacionais (por 1.000 vínculos)	Incidência de Acidentes Típicos (por 1.000 vínculos)	Incidência de Incapacidade Temporária (por 1.000 vínculos)	Taxa de Mortalidade (por 100.000 vínculos)	Taxa de Letalidade (por 1.000 acidentes)	Acidentalidade para a faixa 16 a 34 anos (por 100 acidentes)
1314	9,58	–	8,26	8,92	–	–	31,03
1321	29,75	0,38	23,75	24,13	25,54	8,58	51,93
1322	43,52	–	30,72	46,08	–	–	52,94
1323	24,04	0,09	18,92	21,61	8,68	3,61	51,99
1330	9,30	–	7,07	8,91	–	–	59,15
1340	19,75	0,45	16,52	18,40	–	–	47,27
1351	14,61	0,31	10,73	12,76	–	–	61,18
1352	9,85	–	7,60	8,72	–	–	48,57
1353	36,73	2,62	30,61	34,98	–	–	64,29
1354	19,49	–	16,69	17,58	25,48	13,07	50,98
1359	18,48	0,28	14,40	17,08	5,58	3,02	54,98
1411	7,25	0,41	4,83	6,77	–	–	62,86
1412	4,87	0,16	3,09	4,68	0,77	1,58	53,16
1413	9,36	–	7,69	8,53	–	–	57,14
1414	11,00	–	8,64	10,47	–	–	57,14
1421	14,91	–	10,63	11,28	–	–	65,22
1422	2,56	–	1,71	2,56	–	–	100,00
1510	33,42	0,14	26,59	31,57	–	–	57,45
1521	10,70	0,27	7,22	10,44	–	–	62,50
1529	13,00	0,25	11,72	11,47	–	–	62,75
1531	3,71	0,03	1,97	3,51	–	–	66,96
1532	9,12	–	6,08	8,74	–	–	54,17
1533	9,51	–	6,01	9,51	–	–	47,37
1539	7,54	–	3,94	6,89	–	–	60,87
1540	14,22	–	11,96	13,09	–	–	71,43
1610	70,10	0,43	54,95	68,37	–	–	45,68
1621	26,59	0,23	24,76	22,01	22,92	8,62	54,31
1622	27,07	–	23,50	26,18	–	–	45,05
1623	54,47	0,17	51,08	52,78	–	–	64,60
1629	29,44	0,16	26,12	28,49	15,83	5,38	67,20
1710	53,47	–	50,66	13,13	–	–	57,89
1721	27,30	0,08	23,57	17,18	8,30	3,04	47,72
1722	28,06	–	22,96	26,78	–	–	45,45
1731	21,74	0,42	16,88	20,68	–	–	66,99
1732	10,27	0,32	7,70	9,79	–	–	62,50
1733	28,66	0,23	24,15	24,72	5,71	1,99	60,96
1741	19,56	0,13	15,64	18,80	–	–	53,55
1742	30,17	0,48	26,73	22,57	–	–	62,99
1749	34,82	–	28,43	27,25	–	–	60,87
1811	22,12	0,39	16,56	21,53	–	–	51,98
1812	41,28	0,31	19,10	38,50	–	–	55,97
1813	14,47	0,33	11,10	13,97	5,52	3,82	59,92
1821	9,35	0,26	6,10	8,70	–	–	54,17
1822	9,68	0,37	7,31	9,32	–	–	52,83
1830	12,09	–	12,09	12,09	–	–	–
1921	17,68	–	12,97	6,29	19,65	11,11	37,78
1922	20,97	–	18,15	12,83	–	–	46,27
1931	37,65	0,02	34,60	24,64	19,25	5,11	55,72
1932	47,77	–	42,46	47,77	–	–	44,44
2011	28,17	–	26,16	8,05	–	–	57,14
2012	15,79	–	11,40	7,02	87,71	55,56	33,33
2013	30,21	0,44	25,49	26,23	14,74	4,88	53,66
2014	10,15	–	7,94	7,50	–	–	30,43
2019	23,58	0,56	20,77	14,32	28,07	11,90	61,90
2021	19,08	0,44	14,64	8,43	–	–	48,84
2022	20,78	–	13,85	19,40	–	–	53,33
2029	27,12	0,31	23,78	15,44	31,29	11,54	53,08
2031	23,81	–	17,80	17,80	–	–	45,05
2032	25,24	–	17,95	21,31	–	–	60,00
2033	15,89	–	15,89	15,89	–	–	60,00
2040	63,17	0,52	47,64	46,09	–	–	64,75
2051	5,79	–	4,59	4,99	19,97	34,48	41,38
2052	4,94	–	3,29	3,29	–	–	66,67
2061	15,23	0,10	10,99	11,95	9,64	6,33	58,23
2062	24,59	0,24	22,78	21,08	–	–	52,22
2063	15,92	0,63	11,45	13,41	–	–	61,08
2071	16,66	0,55	11,36	13,77	–	–	56,20
2072	14,69	–	9,79	13,29	69,95	47,62	71,43
2073	17,93	–	16,65	17,93	–	–	42,86
2091	31,51	–	21,65	30,96	–	–	60,00
2092	50,30	1,68	36,89	13,41	–	–	38,33
2093	18,04	0,15	13,88	16,50	–	–	63,25
2094	8,25	–	4,12	8,25	–	–	50,00
2099	18,97	0,70	14,79	14,52	4,40	2,32	49,42
2110	22,77	0,67	17,08	19,76	33,49	14,71	52,94
2121	13,63	0,21	10,01	10,50	2,13	1,56	51,56
2122	14,58	0,18	11,60	10,54	–	–	59,04
2123	5,44	–	5,44	–	–	–	–
2211	26,79	2,47	20,51	15,04	14,97	5,59	48,60
2212	23,21	0,79	17,41	21,36	–	–	53,41
2219	19,54	0,46	14,74	17,71	–	–	51,97

Capítulo 79 - São Paulo

79.2 - Indicadores de acidentes do trabalho, segundo a Classificação Nacional de Atividades Econômicas (CNAE), dos estabelecimentos localizados no estado de São Paulo - 2015

(continuação)

CNAE	INDICADORES DE ACIDENTES DO TRABALHO						
	Incidência (por 1.000 vínculos)	Incidência de Doenças Ocupacionais (por 1.000 vínculos)	Incidência de Acidentes Típicos (por 1.000 vínculos)	Incidência de Incapacidade Temporária (por 1.000 vínculos)	Taxa de Mortalidade (por 100.000 vínculos)	Taxa de Letalidade (por 1.000 acidentes)	Acidentalidade para a faixa 16 a 34 anos (por 100 acidentes)
2221	26,94	0,34	22,35	24,42	11,46	4,26	63,83
2222	27,27	0,68	22,18	24,91	9,95	3,65	60,90
2223	53,67	6,33	42,76	26,40	21,82	4,07	53,66
2229	20,97	0,45	17,12	18,29	3,35	1,60	59,81
2311	40,21	1,46	33,38	33,60	–	–	61,84
2312	15,27	0,52	12,67	13,02	17,36	11,36	37,50
2319	27,99	0,47	24,32	22,77	–	–	65,25
2320	11,63	–	7,62	7,62	–	–	58,62
2330	22,91	0,89	19,31	20,91	25,99	11,35	49,92
2341	16,98	0,41	13,66	14,08	–	–	48,78
2342	26,17	0,28	22,64	25,51	13,83	5,28	53,24
2349	17,45	0,59	12,61	13,05	–	–	36,13
2391	17,63	0,27	13,97	16,81	–	–	60,77
2392	24,52	–	21,02	19,27	–	–	35,71
2399	22,91	0,54	18,59	20,57	8,98	3,92	52,16
2411	51,58	–	51,58	17,19	–	–	33,33
2412	18,17	–	14,27	16,87	–	–	50,00
2421	5,38	–	5,38	5,38	–	–	50,00
2422	12,67	0,31	10,82	10,20	–	–	58,54
2423	35,39	8,71	22,90	19,87	–	–	42,78
2424	38,19	2,13	31,64	34,23	–	–	47,01
2431	29,69	7,01	19,68	26,35	33,36	11,24	38,20
2439	38,11	1,81	31,76	32,67	–	–	69,05
2441	17,26	1,49	13,76	13,85	–	–	55,33
2442	7,26	–	4,35	5,81	–	–	60,00
2443	34,19	5,05	26,75	33,59	–	–	43,48
2449	17,20	0,68	14,71	14,93	–	–	43,42
2451	53,45	1,49	47,98	46,24	41,43	7,75	55,81
2452	32,92	3,13	25,01	29,79	–	–	39,66
2511	37,93	0,69	30,30	35,70	8,58	2,26	52,94
2512	25,64	0,05	22,39	23,83	4,65	1,81	63,59
2513	22,25	1,26	18,46	20,83	15,78	7,09	57,45
2521	35,19	0,49	31,26	33,22	–	–	56,64
2522	25,65	–	14,85	23,40	–	–	49,12
2531	24,17	0,78	21,05	23,78	–	–	51,61
2532	25,07	0,54	21,56	23,70	5,95	2,38	51,54
2539	22,02	0,44	18,49	20,66	11,03	5,01	55,76
2541	13,61	–	11,66	13,61	–	–	57,14
2542	25,72	0,48	22,38	24,56	20,47	7,96	57,03
2543	17,21	0,20	14,31	15,01	–	–	51,74
2550	34,76	0,66	30,79	16,88	–	–	50,48
2591	26,31	0,96	22,70	22,34	–	–	50,68
2592	23,42	0,47	20,31	20,18	–	–	53,03
2593	28,66	1,48	21,72	25,58	–	–	57,94
2599	29,33	0,37	25,44	27,33	2,17	0,74	56,78
2610	10,20	0,27	6,26	9,66	–	–	63,16
2621	6,91	0,13	4,17	6,13	–	–	60,38
2622	12,78	0,66	6,95	8,98	–	–	59,49
2631	8,09	–	6,74	5,84	22,46	27,78	58,33
2632	7,72	1,10	4,27	4,55	–	–	58,93
2640	11,26	0,31	7,51	10,01	–	–	58,33
2651	12,67	0,36	8,90	10,25	8,99	7,09	53,19
2652	1,96	–	1,96	1,96	–	–	–
2660	13,02	–	8,33	12,50	–	–	56,00
2670	18,44	–	9,22	16,90	–	–	75,00
2710	19,11	0,63	15,35	13,08	7,83	4,10	57,79
2721	22,77	1,20	15,58	21,57	–	–	47,37
2722	10,05	0,97	7,13	10,05	–	–	38,71
2731	19,52	0,33	13,92	16,72	8,23	4,22	59,92
2732	12,44	0,18	9,56	12,26	–	–	57,97
2733	20,85	2,06	14,74	18,79	–	–	57,95
2740	14,80	0,51	11,71	14,54	–	–	56,52
2751	29,86	9,67	13,77	26,46	7,74	2,59	55,96
2759	12,07	0,51	8,80	11,25	–	–	58,47
2790	12,60	0,13	8,55	11,78	6,33	5,03	60,80
2811	24,72	0,49	20,43	18,46	–	–	44,00
2812	24,63	0,83	20,31	20,87	–	–	48,02
2813	17,52	0,38	13,50	15,80	–	–	46,99
2814	11,12	–	9,50	10,89	–	–	39,58
2815	24,40	1,08	18,60	21,17	–	–	50,83
2821	27,37	0,31	22,76	25,53	–	–	55,06
2822	26,33	0,39	23,62	24,39	19,36	7,35	58,09
2823	24,42	0,62	21,21	22,32	–	–	56,57
2824	12,10	–	10,24	11,17	–	–	53,85
2825	20,30	–	18,51	11,35	–	–	73,53
2829	24,76	0,64	19,95	21,91	9,08	3,67	56,97
2831	34,50	1,70	23,43	32,37	–	–	59,26
2832	28,69	–	25,67	28,69	–	–	65,79
2833	37,02	0,26	29,85	34,87	3,71	1,00	57,87
2840	25,88	0,70	22,27	22,77	10,03	3,88	48,84
2851	25,67	–	20,53	17,97	–	–	50,00

Capítulo 79 - São Paulo

79.2 - Indicadores de acidentes do trabalho, segundo a Classificação Nacional de Atividades Econômicas (CNAE), dos estabelecimentos localizados no estado de São Paulo - 2015

(continuação)

CNAE	INDICADORES DE ACIDENTES DO TRABALHO						
	Incidência (por 1.000 vínculos)	Incidência de Doenças Ocupacionais (por 1.000 vínculos)	Incidência de Acidentes Típicos (por 1.000 vínculos)	Incidência de Incapacidade Temporária (por 1.000 vínculos)	Taxa de Mortalidade (por 100.000 vínculos)	Taxa de Letalidade (por 1.000 acidentes)	Acidentalidade para a faixa 16 a 34 anos (por 100 acidentes)
2852	45,02	0,43	39,45	33,44	–	–	52,38
2853	17,16	2,49	11,19	9,95	–	–	50,72
2854	32,15	0,38	26,02	26,79	–	–	58,33
2861	32,87	0,35	29,37	30,77	–	–	59,57
2862	27,88	0,12	23,41	26,07	12,07	4,33	59,74
2863	29,87	–	21,02	29,87	–	–	55,56
2864	17,39	2,17	13,05	16,31	–	–	56,25
2865	14,37	–	11,49	12,93	71,83	50,00	35,00
2866	17,29	–	10,52	16,54	–	–	56,52
2869	23,21	0,21	19,65	22,00	–	–	55,42
2910	24,81	6,19	14,34	13,09	9,14	3,68	43,37
2920	19,80	5,44	12,18	13,12	–	–	40,00
2930	57,25	0,37	52,46	46,50	–	–	63,88
2941	21,04	2,67	14,49	17,47	–	–	51,68
2942	37,68	3,37	29,76	23,16	–	–	40,08
2943	25,44	2,12	19,79	18,94	14,13	5,56	48,33
2944	26,97	2,34	20,55	16,70	–	–	56,28
2945	10,43	0,57	6,76	9,54	–	–	53,33
2949	23,48	2,05	17,06	19,71	3,06	1,30	51,06
2950	10,86	–	9,36	10,11	–	–	51,72
3011	34,54	–	25,90	19,12	–	–	64,29
3012	14,42	–	7,21	14,42	180,26	125,00	37,50
3031	31,36	7,03	18,46	21,98	29,31	9,35	58,88
3032	43,54	6,64	31,73	42,80	–	–	42,37
3041	17,74	1,14	14,46	4,66	–	–	44,78
3042	18,54	1,89	14,38	13,24	–	–	59,18
3091	11,33	–	5,67	10,20	–	–	60,00
3092	20,06	0,29	14,62	18,63	–	–	68,57
3099	17,03	–	15,20	17,03	–	–	53,57
3101	26,58	0,30	21,80	25,32	–	–	57,27
3102	24,53	0,49	19,88	23,63	8,15	3,32	55,48
3103	16,32	–	13,99	16,32	–	–	47,62
3104	28,10	0,39	24,22	24,80	–	–	62,07
3211	8,81	–	3,66	8,15	–	–	62,26
3212	8,58	–	4,79	7,38	–	–	58,14
3220	21,16	–	18,51	17,19	–	–	53,13
3230	41,84	–	10,59	39,82	–	–	57,83
3240	17,18	0,20	14,63	16,57	10,16	5,92	55,62
3250	15,30	0,38	10,36	13,70	3,80	2,48	61,29
3291	44,87	0,98	16,58	43,41	–	–	56,52
3292	14,15	0,18	11,49	13,62	17,68	12,50	67,50
3299	20,36	0,29	15,45	19,13	7,22	3,55	61,35
3311	15,26	–	12,37	15,26	–	–	64,86
3312	12,75	0,24	9,14	11,07	24,06	18,87	37,74
3313	16,68	0,47	11,75	15,98	–	–	50,70
3314	15,91	0,37	12,20	13,96	4,64	2,92	56,85
3315	31,80	2,19	23,03	24,12	–	–	51,72
3316	13,60	–	10,58	10,36	21,58	15,87	46,03
3317	5,82	–	2,91	5,82	–	–	25,00
3319	21,12	0,34	15,08	17,09	–	–	46,03
3321	10,72	–	8,16	9,44	–	–	65,67
3329	18,59	–	15,58	18,02	–	–	60,61
3511	31,72	0,64	17,88	21,71	21,29	6,71	32,89
3512	15,52	0,66	11,81	7,65	21,86	14,08	38,03
3513	4,55	–	3,03	4,55	–	–	–
3514	21,49	0,53	12,19	12,39	19,77	9,20	47,85
3520	7,52	–	6,84	4,10	–	–	54,55
3530	32,20	–	25,04	28,62	–	–	33,33
3600	24,23	0,37	18,93	20,51	4,65	1,92	24,18
3701	21,88	–	17,41	16,41	–	–	56,82
3702	74,14	–	71,31	71,78	–	–	71,97
3811	47,07	1,00	41,88	38,20	11,37	2,42	55,89
3812	42,75	–	37,24	30,34	–	–	61,29
3821	46,63	–	39,70	29,09	–	–	43,56
3822	84,51	–	76,47	57,35	–	–	66,67
3831	17,68	1,77	13,70	15,91	–	–	55,00
3832	34,96	0,40	29,79	32,57	39,72	11,36	57,95
3839	39,42	–	36,36	38,81	–	–	46,51
3900	11,22	–	7,48	9,35	–	–	83,33
4110	35,56	0,25	32,49	33,45	12,40	3,49	50,63
4120	14,84	0,16	12,55	13,57	10,88	7,33	47,89
4211	28,73	0,12	25,41	25,04	14,66	5,10	50,68
4212	23,79	0,33	19,75	17,46	32,74	13,76	54,13
4213	16,98	0,29	14,88	16,04	11,67	6,87	47,42
4221	42,91	0,19	17,97	40,25	15,43	3,60	46,40
4222	13,40	0,26	11,34	11,17	25,77	19,23	56,41
4223	14,16	0,49	12,21	6,84	–	–	37,93
4291	32,21	0,63	29,69	25,90	–	–	52,94
4292	9,99	0,10	8,28	6,61	10,27	10,27	59,25
4299	19,28	0,25	16,72	16,59	12,48	6,47	48,71
4311	9,19	–	7,78	9,90	70,70	76,92	76,92

Capítulo 79 - São Paulo

79.2 - Indicadores de acidentes do trabalho, segundo a Classificação Nacional de Atividades Econômicas (CNAE), dos estabelecimentos localizados no estado de São Paulo - 2015

(continuação)

CNAE	INDICADORES DE ACIDENTES DO TRABALHO						
	Incidência (por 1.000 vínculos)	Incidência de Doenças Ocupacionais (por 1.000 vínculos)	Incidência de Acidentes Típicos (por 1.000 vínculos)	Incidência de Incapacidade Temporária (por 1.000 vínculos)	Taxa de Mortalidade (por 100.000 vínculos)	Taxa de Letalidade (por 1.000 acidentes)	Acidentalidade para a faixa 16 a 34 anos (por 100 acidentes)
4312	21,02	–	18,31	19,66	–	–	58,06
4313	12,40	0,16	10,05	10,93	16,39	13,22	41,41
4319	42,71	–	40,46	38,22	224,80	52,63	31,58
4321	10,12	0,10	7,54	9,03	12,15	12,01	58,15
4322	10,11	0,25	6,71	9,11	6,24	6,17	59,57
4329	12,46	0,12	8,88	10,05	12,05	9,68	53,87
4330	8,65	0,34	6,54	8,10	7,39	8,55	50,60
4391	20,33	0,33	18,20	17,47	–	–	53,23
4399	11,72	0,17	9,74	10,75	7,34	6,26	48,04
4511	9,34	0,07	5,77	8,74	1,45	1,55	61,65
4512	84,45	–	4,69	83,51	–	–	42,22
4520	12,49	0,26	9,10	11,95	17,05	13,65	57,34
4530	11,39	0,08	7,87	10,89	6,05	5,32	65,71
4541	14,09	0,15	5,38	13,29	21,79	15,46	68,04
4543	13,24	–	7,35	13,24	–	–	44,44
4611	14,52	–	11,62	14,52	–	–	40,00
4612	1,53	–	–	1,53	–	–	–
4613	11,87	–	10,39	11,87	–	–	75,00
4614	–	–	–	–	–	–	–
4615	–	–	–	–	–	–	–
4616	2,63	–	1,97	2,63	–	–	50,00
4617	8,54	–	3,74	8,00	–	–	68,75
4618	2,92	0,42	0,42	2,51	–	–	71,43
4619	4,07	0,27	1,90	4,07	–	–	66,67
4621	9,24	–	7,19	8,22	–	–	66,67
4622	25,49	–	23,67	22,75	–	–	64,29
4623	8,99	0,09	6,81	8,17	27,24	30,30	60,61
4631	13,06	–	9,89	12,64	–	–	52,63
4632	13,50	0,24	9,24	12,56	–	–	49,12
4633	9,90	0,12	7,17	9,43	11,88	12,00	50,80
4634	12,98	0,25	9,45	11,92	–	–	62,66
4635	20,65	0,28	15,21	17,27	–	–	64,37
4636	7,70	–	4,90	5,95	35,02	45,45	68,18
4637	10,22	0,29	6,95	9,69	17,51	17,14	57,71
4639	15,03	0,19	10,82	14,17	13,84	9,21	64,46
4641	5,73	0,14	3,35	5,45	–	–	68,29
4642	4,67	0,40	2,42	4,43	–	–	58,62
4643	4,96	0,28	2,48	4,69	–	–	83,33
4644	8,46	0,06	4,69	7,60	–	–	68,24
4645	6,33	0,18	2,87	5,22	5,86	9,26	62,04
4646	6,40	0,14	3,86	5,22	–	–	64,80
4647	8,26	0,15	4,53	7,75	–	–	68,14
4649	8,64	0,18	5,55	7,68	–	–	56,33
4651	3,28	0,07	0,97	3,13	–	–	72,73
4652	3,05	–	1,72	2,78	–	–	60,87
4661	22,09	–	17,74	20,85	–	–	69,01
4662	14,94	0,42	11,62	13,28	–	–	75,00
4663	7,38	0,20	5,22	6,88	10,04	13,61	58,50
4664	2,85	–	0,89	2,50	–	–	62,50
4665	8,63	0,32	6,07	7,67	–	–	77,78
4669	9,54	0,24	5,60	8,76	11,92	12,50	57,50
4671	19,03	0,32	17,45	18,72	31,72	16,67	55,00
4672	14,25	0,08	11,24	13,11	16,29	11,43	61,14
4673	9,38	0,34	5,97	8,19	–	–	69,09
4674	26,98	–	22,38	26,32	–	–	43,90
4679	19,10	0,31	14,93	17,68	–	–	62,14
4681	11,62	–	7,55	10,17	14,52	12,50	46,25
4682	31,86	2,85	25,21	25,21	–	–	63,43
4683	11,00	–	6,42	9,35	–	–	65,00
4684	11,52	0,30	7,93	10,17	14,96	12,99	58,44
4685	31,02	–	28,49	29,55	–	–	55,79
4686	20,44	–	17,52	19,69	–	–	67,72
4687	24,81	0,16	21,76	23,66	–	–	45,13
4689	8,27	0,14	6,67	7,81	4,60	5,56	55,00
4691	17,17	0,22	12,75	16,14	7,37	4,29	65,24
4692	7,43	–	4,78	6,37	–	–	50,00
4693	11,03	0,08	8,26	10,57	–	–	63,50
4711	18,66	0,22	14,97	17,90	3,68	1,97	67,79
4712	7,14	0,13	5,50	6,90	5,79	8,11	63,49
4713	10,81	0,30	6,61	10,06	4,02	3,72	70,82
4721	6,20	0,06	4,77	6,01	2,27	3,66	56,49
4722	16,01	0,25	12,93	15,55	3,54	2,21	68,58
4723	10,56	–	7,18	9,52	8,06	7,63	65,65
4724	9,19	0,37	6,78	8,63	–	–	62,42
4729	10,86	0,12	7,97	9,50	4,63	4,26	67,59
4731	7,83	0,10	3,91	7,44	5,66	7,23	59,54
4732	10,98	–	7,48	10,48	–	–	63,64
4741	8,63	0,08	4,52	8,29	8,37	9,71	68,93
4742	8,90	0,15	5,64	8,41	–	–	64,44
4743	19,66	0,61	16,50	18,61	8,78	4,46	69,64
4744	12,39	0,23	9,94	11,95	7,00	5,65	54,17

Capítulo 79 - São Paulo

79.2 - Indicadores de acidentes do trabalho, segundo a Classificação Nacional de Atividades Econômicas (CNAE), dos estabelecimentos localizados no estado de São Paulo - 2015

(continuação)

CNAE	INDICADORES DE ACIDENTES DO TRABALHO						
	Incidência (por 1.000 vínculos)	Incidência de Doenças Ocupacionais (por 1.000 vínculos)	Incidência de Acidentes Típicos (por 1.000 vínculos)	Incidência de Incapacidade Temporária (por 1.000 vínculos)	Taxa de Mortalidade (por 100.000 vínculos)	Taxa de Letalidade (por 1.000 acidentes)	Acidentalidade para a faixa 16 a 34 anos (por 100 acidentes)
4751	5,54	0,02	2,58	5,04	1,91	3,45	70,00
4752	5,94	0,04	2,90	5,63	–	–	74,44
4753	10,81	0,79	6,38	10,34	1,64	1,52	57,81
4754	7,78	0,22	5,27	7,23	–	–	62,53
4755	4,58	0,17	2,08	4,41	–	–	68,18
4756	2,50	0,50	1,50	2,50	–	–	60,00
4757	7,20	0,11	4,36	6,55	10,91	15,15	66,67
4759	8,16	0,18	5,31	7,69	3,61	4,42	70,35
4761	4,27	–	2,58	3,96	–	–	69,46
4762	1,79	–	0,90	1,79	–	–	50,00
4763	6,27	0,10	3,59	6,00	–	–	73,51
4771	7,55	0,09	4,17	6,59	2,86	3,79	74,75
4772	4,54	0,06	2,12	4,04	–	–	75,32
4773	3,85	0,18	2,02	3,49	–	–	57,14
4774	3,03	0,11	1,06	2,98	10,63	35,09	64,91
4781	4,68	0,10	2,66	4,40	1,97	4,21	77,26
4782	6,10	0,10	3,48	5,62	–	–	78,71
4783	3,11	0,16	1,07	2,95	–	–	60,53
4784	16,69	0,25	12,00	15,04	16,44	9,85	63,55
4785	13,90	–	11,84	12,35	–	–	55,56
4789	8,48	0,19	5,70	8,03	4,69	5,54	65,90
4911	22,00	0,18	16,32	12,28	–	–	65,83
4912	49,21	0,43	39,90	47,19	5,32	1,08	31,14
4921	9,28	0,13	6,07	8,94	8,10	8,73	34,76
4922	8,96	0,08	5,92	8,49	19,74	22,03	37,89
4923	4,92	0,22	2,68	4,92	–	–	27,27
4924	2,22	0,32	0,95	2,22	–	–	28,57
4929	8,47	0,24	5,52	7,13	15,77	18,60	38,14
4930	13,58	0,19	10,06	12,52	24,87	18,31	45,46
4940	35,30	–	28,24	9,88	–	–	28,00
4950	17,08	–	8,54	17,08	–	–	100,00
5011	1,48	–	1,48	1,48	–	–	100,00
5012	4,19	–	–	4,19	–	–	100,00
5021	21,67	–	21,67	21,67	–	–	33,33
5030	20,31	–	2,71	18,95	–	–	43,33
5111	14,49	0,09	8,24	13,85	–	–	56,42
5112	23,33	–	4,80	21,96	68,61	29,41	11,76
5120	12,68	–	1,81	11,78	–	–	42,86
5211	19,20	0,05	14,23	16,26	20,82	10,84	66,67
5212	20,73	0,08	11,12	18,84	–	–	56,27
5221	20,80	–	16,72	18,54	26,00	12,50	55,42
5222	42,38	–	23,92	40,67	–	–	39,52
5223	6,23	0,15	2,57	5,98	2,57	4,12	66,67
5229	15,13	0,21	10,73	12,88	32,19	21,28	53,90
5231	27,16	–	17,85	20,81	17,41	6,41	50,00
5232	5,11	0,21	0,64	4,90	–	–	58,33
5239	9,94	–	6,62	9,94	–	–	44,44
5240	24,13	0,07	17,69	20,81	13,30	5,51	42,98
5250	8,24	0,06	5,23	7,25	–	–	71,80
5310	106,12	9,21	88,18	81,49	–	–	25,08
5320	24,15	0,28	13,59	23,38	11,00	4,56	61,96
5510	9,89	0,14	7,14	9,35	7,08	7,16	46,99
5590	6,16	–	4,20	5,88	–	–	31,82
5611	10,31	0,14	7,84	9,86	2,18	2,11	69,33
5612	6,95	0,32	5,37	5,69	–	–	45,45
5620	14,88	0,21	11,30	12,52	1,84	1,24	42,08
5811	3,58	0,12	2,42	3,23	–	–	45,16
5812	7,99	–	4,86	7,99	34,74	43,48	39,13
5813	2,45	–	1,23	2,45	–	–	66,67
5819	6,12	1,53	3,06	4,59	–	–	75,00
5821	11,75	0,33	8,65	10,45	–	–	63,89
5822	7,04	0,39	3,13	6,77	–	–	37,04
5823	8,05	–	5,48	7,09	–	–	60,00
5829	11,40	–	8,87	11,12	–	–	49,38
5911	3,02	–	1,21	2,42	–	–	60,00
5912	2,49	–	–	2,49	–	–	100,00
5913	3,48	–	1,74	3,48	–	–	–
5914	7,72	–	4,96	6,98	–	–	66,67
5920	7,49	–	5,61	7,49	–	–	–
6010	3,26	0,15	1,04	3,11	–	–	50,00
6021	13,80	0,52	7,65	10,46	13,08	9,48	31,75
6022	5,15	–	1,72	5,15	–	–	33,33
6110	10,59	0,07	7,11	10,15	7,41	6,99	62,24
6120	10,54	0,04	5,29	10,51	3,55	3,37	66,33
6130	3,81	–	1,91	3,81	–	–	–
6141	17,82	–	6,68	17,82	–	–	75,00
6143	9,38	–	4,97	9,38	–	–	58,82
6190	10,49	0,16	8,67	10,01	–	–	56,23
6201	9,16	0,04	0,80	8,87	–	–	33,86
6202	2,91	–	1,01	2,66	6,33	21,74	78,26
6203	4,11	0,11	0,73	4,00	–	–	63,01

Capítulo 79 - São Paulo

79.2 - Indicadores de acidentes do trabalho, segundo a Classificação Nacional de Atividades Econômicas (CNAE), dos estabelecimentos localizados no estado de São Paulo - 2015

(continuação)

CNAE	INDICADORES DE ACIDENTES DO TRABALHO						
	Incidência (por 1.000 vínculos)	Incidência de Doenças Ocupacionais (por 1.000 vínculos)	Incidência de Acidentes Típicos (por 1.000 vínculos)	Incidência de Incapacidade Temporária (por 1.000 vínculos)	Taxa de Mortalidade (por 100.000 vínculos)	Taxa de Letalidade (por 1.000 acidentes)	Acidentalidade para a faixa 16 a 34 anos (por 100 acidentes)
6204	3,35	0,08	1,06	3,21	–	–	54,17
6209	3,88	0,06	1,46	3,81	–	–	70,40
6311	5,06	–	1,53	4,69	–	–	51,32
6319	2,12	–	0,65	1,96	–	–	80,77
6391	4,21	–	2,10	4,21	–	–	50,00
6399	6,48	–	2,43	5,67	–	–	50,00
6421	15,07	0,43	12,28	8,14	–	–	23,22
6422	9,59	3,46	3,74	8,21	2,42	2,52	42,56
6423	5,33	0,25	2,58	4,19	4,23	7,94	38,10
6424	5,57	0,36	1,80	5,03	–	–	80,65
6431	6,27	0,52	1,57	6,27	–	–	58,33
6432	3,11	–	1,56	–	–	–	50,00
6434	6,18	–	6,18	6,18	–	–	100,00
6436	3,21	0,29	1,17	2,63	–	–	63,64
6437	–	–	–	–	–	–	–
6440	–	–	–	–	–	–	–
6450	3,93	–	–	3,93	–	–	–
6462	6,76	0,07	4,72	5,70	7,04	10,42	46,88
6463	7,31	–	6,70	7,31	–	–	41,67
6491	0,81	–	0,40	0,81	–	–	50,00
6492	–	–	–	–	–	–	–
6493	3,79	–	1,96	3,51	–	–	77,78
6499	5,64	–	5,64	5,64	–	–	25,00
6511	6,41	0,18	1,78	5,87	–	–	72,22
6512	3,21	–	1,06	2,96	8,12	25,32	63,29
6520	6,01	0,55	1,64	4,92	–	–	45,45
6530	4,58	–	4,58	4,58	–	–	–
6541	6,90	–	2,30	6,13	–	–	22,22
6542	8,98	0,75	3,74	8,98	–	–	33,33
6550	20,05	–	12,97	11,76	–	–	57,37
6611	2,97	–	–	2,97	–	–	60,00
6612	2,74	–	0,27	2,47	–	–	60,00
6613	9,21	–	2,21	8,47	–	–	64,00
6619	8,56	0,60	3,45	8,26	–	–	63,16
6621	9,77	–	2,66	9,77	–	–	54,55
6622	2,37	0,09	0,36	2,32	–	–	63,46
6629	5,30	–	0,76	5,30	–	–	66,67
6630	13,63	–	–	13,18	–	–	56,67
6810	15,81	0,26	13,30	15,10	12,91	8,16	44,08
6821	4,76	0,05	2,64	4,44	–	–	54,44
6822	6,81	–	4,27	6,30	7,24	10,64	52,13
6911	3,10	–	0,98	2,81	2,58	8,33	75,83
6912	3,10	–	1,07	2,81	–	–	65,63
6920	5,07	0,06	1,43	4,71	1,04	2,04	73,21
7020	4,41	0,17	1,84	3,85	–	–	60,29
7111	4,52	–	3,77	4,15	–	–	41,67
7112	11,19	0,09	7,96	9,65	7,28	6,50	42,65
7119	7,30	0,09	4,38	6,57	9,12	12,50	66,25
7120	8,03	0,10	4,42	7,03	10,04	12,50	63,75
7210	11,08	0,08	8,29	7,05	7,75	6,99	32,87
7220	5,24	–	2,33	4,66	–	–	44,44
7311	2,87	–	0,39	2,87	–	–	63,64
7312	12,41	–	9,14	10,45	–	–	52,63
7319	5,50	0,04	3,10	5,25	4,07	7,41	69,63
7320	6,35	–	1,94	6,35	–	–	50,00
7410	14,27	–	11,41	12,84	–	–	80,00
7420	7,77	0,48	2,38	7,77	–	–	42,86
7490	7,04	0,13	4,97	6,42	–	–	70,00
7500	6,75	0,29	4,40	5,87	–	–	56,52
7711	7,59	0,06	3,76	6,87	–	–	41,88
7719	6,11	–	4,75	5,77	–	–	50,00
7721	8,85	–	4,43	8,85	–	–	66,67
7722	11,50	–	5,45	11,50	–	–	94,74
7723	3,57	–	2,38	3,57	–	–	55,56
7729	13,52	–	8,63	12,37	–	–	68,09
7731	4,73	–	3,79	5,68	–	–	20,00
7732	21,50	0,13	17,57	19,14	6,55	3,05	55,79
7733	6,83	–	1,61	5,83	–	–	79,41
7739	13,63	0,28	10,45	11,58	5,68	4,17	56,67
7740	5,93	–	1,40	5,24	–	–	76,47
7810	6,59	0,17	3,24	6,13	–	–	44,74
7820	5,22	0,10	1,99	4,89	0,75	1,43	67,43
7830	3,59	0,04	1,82	3,32	–	–	50,00
7911	3,07	0,04	1,13	2,95	–	–	55,70
7912	–	–	–	2,31	–	–	–
7990	2,67	–	1,78	1,78	–	–	–
8011	5,11	0,06	1,32	4,78	11,49	22,47	43,48
8012	21,24	0,12	10,41	20,64	41,64	19,61	40,62
8020	8,54	–	4,46	7,51	16,33	19,11	61,15
8111	4,92	0,09	2,29	4,51	3,41	6,93	40,03
8112	7,57	0,11	5,33	7,08	5,83	7,71	34,77

Capítulo 79 - São Paulo

79.2 - Indicadores de acidentes do trabalho, segundo a Classificação Nacional de Atividades Econômicas (CNAE), dos estabelecimentos localizados no estado de São Paulo - 2015

(conclusão)

CNAE	INDICADORES DE ACIDENTES DO TRABALHO						
	Incidência (por 1.000 vínculos)	Incidência de Doenças Ocupacionais (por 1.000 vínculos)	Incidência de Acidentes Típicos (por 1.000 vínculos)	Incidência de Incapacidade Temporária (por 1.000 vínculos)	Taxa de Mortalidade (por 100.000 vínculos)	Taxa de Letalidade (por 1.000 acidentes)	Acidentalidade para a faixa 16 a 34 anos (por 100 acidentes)
8121	7,37	0,17	4,23	6,29	1,66	2,26	31,42
8122	11,68	–	6,73	10,28	–	–	43,20
8129	14,46	0,24	10,98	11,16	18,47	12,77	32,85
8130	16,11	0,11	11,81	15,34	11,03	6,85	40,41
8211	4,99	0,04	2,38	4,38	–	–	59,81
8219	4,40	0,05	1,87	3,76	4,79	10,87	64,13
8220	3,68	0,09	1,04	3,52	1,34	3,63	67,68
8230	5,64	0,24	4,27	5,46	–	–	58,95
8291	4,86	0,10	0,95	4,71	–	–	61,58
8292	16,86	0,13	13,77	14,93	–	–	64,12
8299	6,38	0,13	3,85	5,63	3,93	6,17	59,80
8411	13,12	0,12	10,09	10,96	2,19	1,67	24,25
8412	21,31	0,30	16,81	14,11	–	–	29,58
8413	22,99	–	11,96	18,39	–	–	10,00
8423	17,72	0,93	15,86	14,92	–	–	31,58
8424	29,43	–	27,16	29,43	–	–	46,15
8430	40,76	2,26	32,84	20,38	–	–	38,89
8511	24,46	0,11	6,28	23,26	2,14	0,87	38,08
8512	4,54	0,06	3,19	4,26	–	–	44,14
8513	3,44	0,03	2,14	3,12	–	–	35,59
8520	4,72	0,05	3,57	4,34	–	–	31,40
8531	7,09	0,29	4,27	6,06	1,50	2,12	35,67
8532	12,43	0,31	9,53	7,48	–	–	30,47
8533	7,02	0,17	4,80	6,25	–	–	41,46
8541	3,92	–	2,08	3,76	8,01	20,41	44,90
8542	3,30	–	0,41	3,30	–	–	75,00
8550	7,78	–	2,46	5,73	–	–	45,61
8591	1,83	–	1,22	1,83	–	–	83,33
8592	4,08	0,23	1,81	3,63	–	–	22,22
8593	2,35	–	0,84	2,22	–	–	52,83
8599	9,28	0,05	5,68	8,58	–	–	37,48
8610	52,18	0,42	41,14	26,96	0,26	0,05	46,86
8621	20,37	–	11,38	17,98	–	–	51,47
8622	21,55	–	7,18	16,42	102,63	47,62	52,38
8630	21,33	0,17	14,58	13,03	2,13	1,00	49,63
8640	27,28	0,05	18,21	16,20	3,14	1,15	57,88
8650	9,43	–	4,09	6,22	–	–	52,46
8660	26,15	0,13	19,68	13,46	–	–	45,05
8690	36,66	0,35	28,77	19,87	–	–	41,95
8711	14,62	0,19	10,96	12,17	–	–	35,13
8712	10,02	–	5,12	8,74	–	–	51,06
8720	46,13	–	40,98	17,92	–	–	45,00
8730	15,50	0,31	12,12	10,78	–	–	42,13
8800	13,03	0,27	8,31	11,55	1,48	1,14	49,26
9001	7,98	–	5,42	6,84	–	–	42,86
9002	8,93	–	8,93	8,93	–	–	100,00
9003	–	–	–	–	–	–	–
9101	13,07	–	6,54	13,07	–	–	–
9102	1,84	–	1,84	1,84	–	–	100,00
9103	40,30	–	34,37	41,49	–	–	47,06
9311	9,12	–	6,08	9,12	–	–	33,33
9312	10,68	0,16	8,42	9,90	6,55	6,13	34,36
9313	3,46	–	1,93	3,20	3,64	10,53	68,42
9319	6,16	0,22	4,40	5,94	–	–	42,86
9321	30,71	–	25,34	21,17	–	–	62,14
9329	9,49	0,12	6,69	9,37	–	–	52,56
9411	3,78	–	1,95	3,44	–	–	42,42
9412	7,26	0,12	2,86	6,66	–	–	32,79
9420	7,22	0,25	3,74	6,67	–	–	35,17
9430	8,63	0,09	6,00	7,55	0,84	0,98	45,37
9491	9,81	0,16	7,24	9,17	6,35	6,47	34,95
9492	379,29	–	1,31	370,14	–	–	38,97
9493	14,60	–	10,13	14,60	29,79	20,41	51,02
9499	16,03	0,28	12,34	13,18	–	–	39,36
9511	5,66	0,30	2,64	5,28	–	–	60,00
9512	9,23	0,20	6,22	8,63	–	–	76,09
9521	8,96	0,29	5,29	8,67	–	–	63,93
9529	9,51	–	7,40	9,25	–	–	62,50
9601	11,43	0,54	8,22	9,85	–	–	58,10
9602	2,08	0,11	0,89	1,86	–	–	66,07
9603	12,24	–	7,72	11,37	14,57	11,90	48,81
9609	2,24	0,12	1,47	2,24	–	–	68,42
9700	0,70	–	0,33	0,70	–	–	26,32
9900	7,75	–	1,55	7,75	–	–	40,00
Outros(1)	108,70	–	28,31	103,04	–	–	42,71

Fonte: DATAPREV, CAT, SUB, CNIS.

Notas: 1. Os dados são preliminares, estando sujeitos a correções.
2. As atividades econômicas que apresentam valores zerados para os indicadores são aquelas onde não ocorreram acidentes no período.

(1) Englobam as atividades que possuíam número médio de vínculos no ano menor que 100.

Capítulo 80 - Paraná

80.1 - Indicadores de acidentes do trabalho, segundo a Classificação Nacional de Atividades Econômicas (CNAE), dos estabelecimentos localizados no estado do Paraná - 2014

(continua)

CNAE	INDICADORES DE ACIDENTES DO TRABALHO						
	Incidência (por 1.000 vínculos)	Incidência de Doenças Ocupacionais (por 1.000 vínculos)	Incidência de Acidentes Típicos (por 1.000 vínculos)	Incidência de Incapacidade Temporária (por 1.000 vínculos)	Taxa de Mortalidade (por 100.000 vínculos)	Taxa de Letalidade (por 1.000 acidentes)	Acidentalidade para a faixa 16 a 34 anos (por 100 acidentes)
TOTAL	**18,44**	**0,39**	**11,80**	**15,88**	**8,04**	**4,36**	**50,98**
0111	23,94	0,21	9,70	19,61	41,28	17,24	46,55
0112	208,39	–	15,25	208,39	–	–	36,59
0113	13,54	0,74	12,51	13,24	14,72	10,87	21,74
0115	16,85	–	14,93	16,64	21,33	12,66	34,18
0116	7,09	–	5,67	7,09	–	–	20,00
0119	12,31	–	11,08	12,31	–	–	50,00
0121	662,88	1,19	16,72	660,50	119,44	1,80	38,38
0122	8,79	–	5,86	8,79	–	–	33,33
0131	19,53	–	17,09	19,53	–	–	25,00
0133	12,95	–	11,87	14,03	–	–	41,67
0134	38,16	–	8,48	38,16	–	–	44,44
0139	126,20	2,80	28,04	126,20	–	–	42,22
0141	44,57	–	38,20	42,44	–	–	42,86
0142	9,06	–	9,06	9,06	–	–	100,00
0151	10,27	–	9,89	10,47	19,39	18,87	33,96
0152	14,15	–	14,15	14,15	–	–	33,33
0154	25,70	0,57	20,56	23,41	–	–	51,11
0155	20,12	0,51	18,07	19,61	–	–	58,67
0159	4,97	–	4,97	4,97	–	–	–
0161	43,39	–	41,45	42,84	41,72	9,62	50,32
0162	15,06	–	14,06	15,06	–	–	53,33
0163	15,45	–	10,90	14,54	–	–	58,82
0210	16,62	0,14	15,39	11,71	–	–	60,66
0220	22,20	–	16,65	22,20	–	–	100,00
0230	20,66	–	19,37	9,30	–	–	51,25
0322	20,86	–	20,86	20,86	–	–	–
0500	2,95	–	2,95	2,95	–	–	100,00
0724	30,96	–	17,69	30,96	–	–	57,14
0810	17,54	0,62	15,27	15,07	103,19	58,82	47,06
0891	67,44	–	63,22	63,22	–	–	56,25
0899	24,52	–	16,86	24,52	–	–	62,50
1011	29,14	1,53	26,08	23,97	–	–	47,37
1012	37,57	3,98	27,11	30,65	6,69	1,78	57,31
1013	26,80	3,74	21,48	25,02	–	–	58,09
1020	24,77	–	19,61	22,71	–	–	58,33
1031	14,42	–	13,22	13,22	–	–	66,67
1032	52,08	–	48,53	48,53	–	–	72,73
1033	31,75	1,98	25,79	23,81	–	–	62,50
1041	33,64	–	29,49	30,32	–	–	44,44
1042	19,41	–	12,94	19,41	–	–	33,33
1043	20,30	1,27	12,68	11,42	–	–	31,25
1051	27,56	0,47	21,49	27,09	–	–	52,54
1052	20,14	–	17,50	18,61	–	–	51,72
1053	9,21	–	7,79	8,50	–	–	53,85
1061	14,47	–	14,47	14,47	–	–	57,14
1062	32,40	0,64	28,58	24,77	–	–	69,61
1063	29,49	–	25,35	29,49	–	–	50,88
1064	26,32	–	18,80	26,32	–	–	57,14
1065	22,41	–	18,91	19,61	35,02	15,63	45,31
1066	27,04	0,27	23,46	23,86	39,77	14,71	57,84
1069	26,49	–	22,65	22,65	69,70	26,32	43,42
1071	13,33	0,24	12,53	13,39	5,99	4,49	54,83
1072	18,75	–	18,75	18,75	–	–	42,31
1081	6,58	–	5,76	6,58	–	–	62,50
1082	52,03	–	42,77	36,35	–	–	52,05
1091	18,76	0,64	13,23	17,34	–	–	71,23
1092	23,44	–	18,69	15,20	31,68	13,51	64,86
1093	22,13	8,41	8,70	21,39	–	–	50,00
1094	18,10	0,48	14,24	13,52	–	–	50,67
1095	7,34	–	4,40	7,34	–	–	40,00
1096	7,66	–	7,66	7,66	–	–	33,33
1099	20,94	0,70	16,75	16,85	19,94	9,52	62,86
1111	22,01	–	–	22,01	–	–	40,00
1112	41,20	–	23,54	41,20	–	–	85,71
1113	49,46	–	46,49	29,68	–	–	72,00
1121	6,92	–	4,15	6,92	–	–	40,00
1122	49,98	–	45,13	30,59	–	–	61,94
1210	3,58	–	3,58	3,58	–	–	33,33
1220	8,28	–	8,28	8,28	–	–	–
1311	18,79	0,66	13,85	18,79	–	–	45,61
1312	15,08	–	15,08	15,08	–	–	–
1313	26,32	–	23,03	26,32	–	–	75,00
1314	49,88	–	39,90	49,88	–	–	100,00
1323	10,74	–	8,48	10,74	–	–	57,89
1330	9,95	–	4,97	9,95	–	–	50,00
1340	8,94	0,21	7,28	8,94	–	–	83,72
1351	10,04	–	5,58	10,04	–	–	66,67
1352	5,71	–	5,71	5,71	–	–	50,00
1353	34,44	–	27,55	34,44	–	–	40,00
1354	19,89	–	17,48	18,68	–	–	48,48
1359	10,39	–	6,43	10,39	–	–	38,10
1411	8,02	–	4,26	6,52	–	–	68,75

Capítulo 80 - Paraná

80.1 - Indicadores de acidentes do trabalho, segundo a Classificação Nacional de Atividades Econômicas (CNAE), dos estabelecimentos localizados no estado do Paraná - 2014

(continuação)

CNAE	INDICADORES DE ACIDENTES DO TRABALHO						
	Incidência (por 1.000 vínculos)	Incidência de Doenças Ocupacionais (por 1.000 vínculos)	Incidência de Acidentes Típicos (por 1.000 vínculos)	Incidência de Incapacidade Temporária (por 1.000 vínculos)	Taxa de Mortalidade (por 100.000 vínculos)	Taxa de Letalidade (por 1.000 acidentes)	Acidentalidade para a faixa 16 a 34 anos (por 100 acidentes)
1412	5,56	0,02	3,60	5,45	1,56	2,80	63,59
1413	5,55	–	4,27	5,12	–	–	69,23
1414	4,93	–	2,82	4,46	–	–	71,43
1421	–	–	–	–	–	–	–
1422	3,44	–	1,15	3,44	–	–	100,00
1510	35,58	0,37	32,21	35,96	–	–	37,89
1521	15,30	–	10,93	12,39	–	–	76,19
1529	12,07	–	12,07	10,35	–	–	71,43
1531	14,11	–	10,24	14,11	–	–	64,71
1539	–	–	–	–	–	–	–
1540	6,25	–	6,25	6,25	–	–	100,00
1610	36,79	0,21	33,15	31,75	34,97	9,51	54,37
1621	22,36	0,33	19,91	18,64	19,91	8,90	51,63
1622	20,08	–	17,41	19,08	–	–	46,67
1623	45,02	0,52	41,88	45,02	–	–	53,49
1629	25,51	–	23,53	25,02	24,77	9,71	47,57
1710	31,44	–	29,47	29,47	–	–	59,38
1721	24,25	0,12	20,89	15,66	–	–	57,42
1722	38,74	–	33,68	37,05	–	–	60,87
1731	22,58	–	19,68	17,10	–	–	55,71
1732	21,78	–	–	21,78	–	–	66,67
1733	17,04	0,81	14,61	17,04	–	–	71,43
1741	33,48	1,01	24,35	27,73	–	–	80,81
1742	24,15	0,48	21,73	15,94	–	–	62,00
1749	20,87	0,65	16,30	20,22	–	–	75,00
1811	11,10	–	9,82	10,25	–	–	80,77
1812	49,05	–	4,46	47,57	–	–	42,42
1813	11,13	–	9,31	10,45	–	–	55,10
1821	15,76	–	12,26	14,88	–	–	50,00
1921	27,43	–	24,12	16,55	–	–	39,66
1922	16,62	–	11,08	16,62	–	–	–
1931	16,92	–	15,21	16,72	30,21	17,86	50,60
1932	26,52	–	22,10	22,10	–	–	66,67
2013	52,56	–	44,19	41,30	86,64	16,48	58,79
2014	15,29	–	15,29	15,29	–	–	–
2019	12,73	3,18	6,36	9,55	318,22	250,00	25,00
2022	48,15	–	37,45	48,15	–	–	88,89
2029	34,12	–	34,12	32,69	–	–	54,17
2031	67,25	–	48,04	67,25	–	–	85,71
2032	16,44	–	14,10	18,79	234,93	142,86	57,14
2051	17,16	0,95	12,39	17,16	–	–	55,56
2052	10,12	–	5,06	10,12	–	–	100,00
2061	19,54	1,15	13,79	17,24	–	–	64,71
2062	15,38	1,18	10,65	14,20	–	–	53,85
2063	13,68	0,29	10,48	12,22	–	–	65,96
2071	17,77	–	15,30	17,27	–	–	61,11
2073	37,23	–	33,84	37,23	–	–	90,91
2091	22,57	–	10,03	22,57	–	–	44,44
2092	36,13	–	33,73	32,12	–	–	51,11
2093	33,18	–	28,44	35,55	–	–	50,00
2099	30,63	–	26,21	24,15	–	–	59,62
2110	12,48	–	12,48	12,48	–	–	50,00
2121	12,00	–	9,10	11,38	20,69	17,24	65,52
2122	20,27	–	14,19	20,27	–	–	60,00
2123	11,00	–	11,00	–	–	–	100,00
2211	20,95	–	13,46	18,70	–	–	78,57
2212	16,47	–	12,60	15,99	–	–	55,88
2219	51,08	0,40	37,11	39,90	39,90	7,81	64,84
2221	15,61	–	14,45	15,03	–	–	51,85
2222	23,68	0,37	19,93	22,13	–	–	64,86
2223	17,60	–	15,08	15,08	–	–	50,00
2229	23,64	0,58	19,65	20,16	–	–	65,64
2311	73,22	–	62,26	67,25	149,43	20,41	74,15
2319	32,64	–	29,46	25,48	–	–	78,05
2320	38,73	0,82	29,66	15,66	–	–	68,09
2330	24,03	0,13	21,35	22,09	13,39	5,57	56,27
2341	–	–	–	–	–	–	–
2342	17,12	–	15,18	16,97	14,89	8,70	53,04
2349	12,50	–	8,50	12,50	–	–	48,00
2391	13,86	–	12,08	13,51	–	–	58,97
2392	14,14	0,83	11,65	14,14	83,19	58,82	52,94
2399	18,39	0,80	15,19	19,19	–	–	56,52
2421	18,62	–	14,89	7,45	–	–	40,00
2423	49,35	–	49,35	28,20	–	–	85,71
2424	68,05	–	68,05	65,22	–	–	75,00
2441	27,91	1,52	22,33	26,90	–	–	72,73
2449	21,07	–	12,04	21,07	301,05	142,86	71,43
2451	30,01	–	28,67	28,67	–	–	44,44
2452	45,03	0,76	35,11	44,27	–	–	66,10
2511	30,06	0,65	25,84	28,11	32,50	10,81	56,22
2512	24,20	0,32	20,22	23,09	–	–	59,87
2513	29,37	–	29,37	26,43	–	–	56,67
2521	16,77	–	13,81	15,78	–	–	88,24

Capítulo 80 - Paraná

80.1 - Indicadores de acidentes do trabalho, segundo a Classificação Nacional de Atividades Econômicas (CNAE), dos estabelecimentos localizados no estado do Paraná - 2014

(continuação)

CNAE	INDICADORES DE ACIDENTES DO TRABALHO						
	Incidência (por 1.000 vínculos)	Incidência de Doenças Ocupacionais (por 1.000 vínculos)	Incidência de Acidentes Típicos (por 1.000 vínculos)	Incidência de Incapacidade Temporária (por 1.000 vínculos)	Taxa de Mortalidade (por 100.000 vínculos)	Taxa de Letalidade (por 1.000 acidentes)	Acidentalidade para a faixa 16 a 34 anos (por 100 acidentes)
2531	21,85	–	17,48	21,85	–	–	100,00
2532	29,91	–	27,38	27,89	–	–	69,49
2539	67,26	–	56,91	65,85	–	–	67,83
2542	19,38	0,55	15,78	19,38	27,69	14,29	57,14
2543	29,36	0,86	25,04	28,50	–	–	50,00
2591	30,20	–	25,89	21,57	–	–	60,71
2592	21,63	–	19,75	20,69	–	–	58,70
2593	17,53	–	15,67	17,16	–	–	74,47
2599	22,31	0,41	19,30	20,54	–	–	60,47
2610	10,41	–	5,78	9,83	57,81	55,56	66,67
2621	14,60	0,78	7,04	13,04	–	–	75,00
2622	10,74	–	8,05	9,39	–	–	62,50
2631	6,08	–	4,34	6,08	–	–	42,86
2632	44,98	–	44,98	44,98	–	–	60,00
2640	11,98	0,63	8,20	10,72	–	–	47,37
2651	8,39	1,53	5,34	6,86	152,55	181,82	45,45
2660	11,93	–	5,96	8,95	–	–	75,00
2710	17,37	–	14,14	17,37	–	–	65,12
2722	41,76	1,13	32,17	41,19	112,86	27,03	51,35
2731	15,49	1,51	10,95	10,58	–	–	43,90
2732	22,32	–	18,38	19,69	–	–	76,47
2733	18,48	1,01	13,11	16,47	–	–	65,45
2740	13,58	–	12,61	12,61	–	–	50,00
2751	21,79	2,26	15,98	20,49	–	–	62,96
2759	17,29	2,47	12,35	13,59	–	–	64,29
2790	8,61	–	7,00	7,00	–	–	75,00
2811	30,54	–	7,64	30,54	–	–	62,50
2812	28,21	–	18,14	22,17	–	–	64,29
2813	10,96	–	6,17	10,96	–	–	43,75
2814	32,00	–	28,44	32,00	–	–	22,22
2815	48,89	–	37,38	34,51	–	–	58,82
2821	57,36	–	39,71	52,95	–	–	65,38
2822	27,82	0,45	25,12	22,88	–	–	58,06
2823	25,02	0,25	21,23	25,28	50,55	20,20	69,70
2824	24,96	–	17,28	17,28	–	–	76,92
2825	13,60	–	13,60	9,07	–	–	66,67
2829	23,36	–	19,06	19,67	–	–	64,04
2831	31,89	1,18	23,23	13,78	39,37	12,35	65,43
2832	6,15	–	6,15	6,15	–	–	–
2833	30,87	0,65	26,64	29,73	16,25	5,26	60,00
2840	16,29	–	14,98	14,33	–	–	68,00
2851	23,66	–	20,08	5,02	–	–	66,67
2852	18,15	–	10,89	18,15	–	–	60,00
2853	21,15	–	14,54	13,22	–	–	62,50
2854	14,21	–	14,21	11,37	–	–	80,00
2861	15,77	–	12,27	15,77	–	–	66,67
2862	26,02	0,58	22,55	24,86	–	–	73,33
2863	18,75	–	11,25	18,75	–	–	40,00
2865	8,57	–	6,12	7,34	–	–	42,86
2866	45,64	–	36,51	45,64	–	–	80,00
2869	20,20	0,28	17,11	16,55	–	–	63,89
2910	24,98	1,64	20,37	8,09	–	–	57,38
2920	40,38	0,70	31,79	17,64	46,41	11,49	45,98
2930	29,70	–	25,74	29,31	13,20	4,44	66,22
2941	56,97	1,47	50,58	31,43	–	–	69,54
2943	–	–	–	–	–	–	–
2944	23,15	–	19,68	20,26	57,88	25,00	62,50
2945	6,30	2,03	1,83	5,29	20,34	32,26	77,42
2949	22,16	2,83	16,74	17,05	15,72	7,09	56,74
2950	16,17	–	15,09	15,09	–	–	53,33
3011	0,56	–	0,56	0,56	–	–	–
3012	21,54	–	17,23	21,54	–	–	80,00
3091	66,21	–	41,38	66,21	–	–	50,00
3092	15,30	–	13,60	15,30	–	–	44,44
3099	23,09	–	7,70	23,09	–	–	66,67
3101	16,00	0,09	12,86	15,36	2,91	1,82	61,64
3102	33,80	0,41	29,45	32,14	–	–	69,94
3103	7,55	–	5,39	7,55	–	–	35,71
3104	16,90	0,37	11,39	16,90	–	–	60,87
3211	1,68	–	–	1,68	–	–	100,00
3212	3,12	–	3,12	3,12	–	–	100,00
3230	38,11	–	15,24	38,11	–	–	36,00
3240	25,84	–	21,54	25,84	–	–	58,33
3250	12,14	0,66	8,61	10,82	–	–	61,82
3291	31,62	–	21,08	31,62	–	–	51,85
3292	15,24	0,29	12,61	15,54	58,63	38,46	61,54
3299	17,67	–	15,39	17,41	–	–	75,71
3311	31,40	–	31,40	25,12	–	–	60,00
3312	7,53	–	2,51	5,02	–	–	100,00
3313	16,07	–	14,47	16,07	–	–	50,00
3314	11,60	–	9,48	9,32	16,34	14,08	49,30
3315	39,67	6,10	30,52	27,47	–	–	61,54
3316	20,57	–	–	13,71	–	–	100,00

Capítulo 80 - Paraná

80.1 - Indicadores de acidentes do trabalho, segundo a Classificação Nacional de Atividades Econômicas (CNAE), dos estabelecimentos localizados no estado do Paraná - 2014

(continuação)

CNAE	INDICADORES DE ACIDENTES DO TRABALHO						
	Incidência (por 1.000 vínculos)	Incidência de Doenças Ocupacionais (por 1.000 vínculos)	Incidência de Acidentes Típicos (por 1.000 vínculos)	Incidência de Incapacidade Temporária (por 1.000 vínculos)	Taxa de Mortalidade (por 100.000 vínculos)	Taxa de Letalidade (por 1.000 acidentes)	Acidentalidade para a faixa 16 a 34 anos (por 100 acidentes)
3319	20,76	–	18,69	20,76	–	–	70,00
3321	11,20	–	8,66	10,69	50,92	45,45	63,64
3329	15,68	–	13,94	17,42	–	–	66,67
3512	38,13	3,18	9,53	38,13	–	–	8,33
3513	7,99	–	–	7,99	–	–	–
3514	25,34	1,27	18,06	23,92	–	–	50,63
3520	23,04	–	17,28	17,28	–	–	50,00
3600	70,15	0,26	59,31	51,06	12,89	1,84	44,85
3701	21,12	–	21,12	21,12	–	–	25,00
3702	24,49	–	24,49	14,97	136,07	55,56	66,67
3811	77,19	3,38	65,98	61,71	35,57	4,61	77,65
3812	6,98	–	6,98	6,98	–	–	33,33
3821	29,01	–	25,39	26,60	–	–	58,33
3822	63,35	–	47,51	43,55	–	–	62,50
3831	37,99	–	33,52	34,64	–	–	58,82
3832	24,05	–	20,73	24,05	–	–	51,72
3839	28,51	–	17,70	15,73	–	–	37,93
3900	19,38	–	19,38	14,53	–	–	50,00
4110	24,02	0,36	20,48	23,02	9,06	3,77	46,04
4120	19,70	0,11	16,55	18,34	9,72	4,93	43,91
4211	19,93	0,13	17,63	18,29	19,67	9,87	47,37
4212	25,55	–	24,57	22,93	–	–	43,59
4213	15,11	0,35	12,65	14,40	–	–	65,12
4221	22,67	0,09	15,40	20,02	42,78	18,87	48,68
4222	13,99	–	11,87	13,14	–	–	48,48
4223	67,82	–	54,25	61,03	–	–	45,00
4291	12,42	–	12,42	8,28	–	–	66,67
4292	6,89	–	6,03	6,03	–	–	75,00
4299	31,62	0,31	28,49	28,49	31,31	9,90	48,51
4311	5,42	–	2,71	5,42	–	–	–
4312	11,55	–	5,77	17,32	–	–	100,00
4313	12,68	–	9,75	12,48	78,01	61,54	33,85
4319	1,69	–	–	1,69	–	–	100,00
4321	16,71	0,22	13,26	15,31	–	–	52,26
4322	14,82	0,26	10,92	14,82	26,00	17,54	61,40
4329	11,17	–	9,49	10,05	55,84	50,00	60,00
4330	9,73	–	8,19	9,25	40,56	41,67	60,00
4391	26,79	–	24,49	26,33	92,40	34,48	46,55
4399	13,94	0,15	11,88	13,56	7,62	5,46	50,27
4511	11,56	0,13	7,48	11,17	4,35	3,76	65,04
4512	55,07	–	5,01	55,07	–	–	63,64
4520	10,18	0,28	6,86	9,63	–	–	54,35
4530	9,97	0,05	6,94	9,66	5,12	5,14	63,75
4541	10,07	–	4,80	10,07	–	–	75,00
4543	13,05	–	–	13,05	–	–	50,00
4611	10,35	–	–	10,35	–	–	50,00
4612	5,71	–	5,71	5,71	–	–	100,00
4614	23,63	–	23,63	3,94	–	–	83,33
4616	9,15	–	–	9,15	–	–	100,00
4617	5,58	–	4,18	5,58	–	–	75,00
4618	3,26	–	3,26	3,26	–	–	100,00
4619	7,85	–	6,11	6,98	–	–	77,78
4622	25,46	–	20,01	20,01	–	–	54,76
4623	19,74	0,07	16,82	18,46	21,38	10,83	50,54
4631	11,57	–	9,46	11,57	–	–	63,64
4632	24,56	–	20,99	19,59	77,73	31,65	46,84
4633	6,60	–	4,88	6,60	–	–	60,87
4634	17,47	–	15,14	16,60	–	–	60,00
4635	32,23	–	25,11	29,05	–	–	74,42
4636	12,81	–	9,61	9,61	–	–	75,00
4637	11,18	–	8,24	10,88	–	–	71,05
4639	9,49	–	5,81	9,18	30,61	32,26	53,23
4641	10,04	–	7,17	10,04	–	–	78,57
4642	6,58	0,29	2,86	6,01	–	–	69,57
4643	2,50	–	–	2,50	–	–	–
4644	2,51	–	2,23	2,51	–	–	77,78
4645	4,10	–	2,98	3,35	–	–	54,55
4646	5,58	–	4,56	4,06	–	–	81,82
4647	7,51	–	6,68	7,51	–	–	55,56
4649	6,72	–	4,18	5,63	36,34	54,05	64,86
4651	5,80	–	2,32	5,80	–	–	100,00
4652	9,26	–	5,56	9,26	–	–	60,00
4661	18,07	0,21	13,09	16,62	–	–	71,26
4662	21,14	–	15,10	21,14	–	–	28,57
4663	7,83	0,31	5,95	7,20	–	–	76,00
4664	2,78	–	2,78	2,78	–	–	–
4665	11,25	0,94	7,50	11,25	–	–	75,00
4669	11,79	–	8,71	11,79	–	–	65,22
4671	17,27	–	14,17	16,83	44,28	25,64	48,72
4672	19,90	–	14,05	18,15	–	–	76,47
4673	9,19	–	7,35	9,19	–	–	90,00
4679	27,21	–	25,38	25,68	–	–	69,66
4681	6,23	0,37	3,67	5,50	36,66	58,82	52,94

Capítulo 80 - Paraná

80.1 - Indicadores de acidentes do trabalho, segundo a Classificação Nacional de Atividades Econômicas (CNAE), dos estabelecimentos localizados no estado do Paraná - 2014

(continuação)

CNAE	INDICADORES DE ACIDENTES DO TRABALHO						
	Incidência (por 1.000 vínculos)	Incidência de Doenças Ocupacionais (por 1.000 vínculos)	Incidência de Acidentes Típicos (por 1.000 vínculos)	Incidência de Incapacidade Temporária (por 1.000 vínculos)	Taxa de Mortalidade (por 100.000 vínculos)	Taxa de Letalidade (por 1.000 acidentes)	Acidentalidade para a faixa 16 a 34 anos (por 100 acidentes)
4682	32,96	–	26,02	21,68	–	–	65,79
4683	10,79	–	8,85	10,57	–	–	56,00
4684	23,12	0,66	19,15	22,46	66,05	28,57	65,71
4685	35,23	–	32,29	28,38	–	–	66,67
4686	13,64	–	8,86	13,64	68,18	50,00	50,00
4687	30,54	–	26,80	29,61	–	–	37,76
4689	13,52	–	9,23	13,52	–	–	56,10
4691	11,79	–	10,50	11,36	–	–	63,64
4692	11,27	–	8,92	11,27	–	–	33,33
4693	18,54	0,38	16,65	18,17	–	–	59,18
4711	17,53	0,13	14,61	17,01	1,08	0,62	63,17
4712	4,76	0,18	3,44	4,48	–	–	61,90
4713	7,69	0,11	5,09	7,69	11,30	14,71	63,24
4721	6,03	0,06	4,58	5,86	–	–	65,38
4722	8,68	–	7,20	8,04	–	–	68,29
4723	8,45	0,26	5,63	8,45	–	–	69,70
4724	4,32	–	3,88	4,32	–	–	40,00
4729	9,09	0,18	6,93	8,55	–	–	54,46
4731	6,76	0,04	3,42	6,47	–	–	50,62
4732	11,07	–	6,33	11,07	–	–	57,14
4741	6,74	–	5,28	6,74	–	–	86,96
4742	9,19	–	6,85	8,69	33,43	36,36	47,27
4743	13,65	0,26	12,07	13,65	–	–	69,23
4744	10,62	0,23	8,28	10,20	8,45	7,95	56,46
4751	6,14	–	2,70	5,84	–	–	85,37
4752	5,23	0,40	3,02	4,83	40,22	76,92	76,92
4753	13,57	0,27	8,74	12,93	27,31	20,13	63,09
4754	6,09	0,18	4,08	5,96	–	–	57,55
4755	3,57	–	1,93	3,42	–	–	70,83
4756	–	–	–	–	–	–	–
4757	8,82	–	7,06	7,41	35,29	40,00	76,00
4759	6,81	–	5,22	6,65	–	–	69,77
4761	4,20	–	2,76	4,09	–	–	78,05
4762	–	–	–	–	–	–	–
4763	5,19	–	2,59	4,84	17,29	33,33	76,67
4771	6,72	0,07	4,13	6,19	–	–	72,92
4772	3,06	0,15	1,83	2,91	–	–	80,00
4773	9,51	0,56	6,15	8,95	–	–	82,35
4774	2,69	–	1,35	2,69	–	–	60,00
4781	2,94	0,04	1,66	2,61	2,03	6,90	71,03
4782	4,19	–	2,86	3,86	–	–	68,25
4783	2,24	–	0,84	2,24	–	–	50,00
4784	18,15	–	14,59	18,15	35,58	19,61	58,82
4785	11,12	–	11,12	11,12	–	–	20,00
4789	7,85	0,04	5,81	7,36	3,52	4,48	58,30
4911	24,29	–	20,85	11,35	–	–	55,43
4921	6,99	–	3,81	6,83	3,93	5,62	30,34
4922	8,27	–	4,98	8,14	24,31	29,41	41,18
4923	8,08	–	4,85	8,08	–	–	40,00
4924	3,80	–	3,80	3,80	–	–	16,67
4929	7,89	–	4,07	7,64	–	–	41,94
4930	12,66	0,14	9,89	11,65	29,37	23,20	50,00
5030	18,53	–	3,09	18,53	–	–	33,33
5091	28,78	–	23,02	28,78	–	–	40,00
5111	42,29	–	14,10	41,62	–	–	61,90
5112	17,09	–	2,85	17,09	–	–	50,00
5120	19,56	–	14,67	19,56	–	–	25,00
5211	20,63	–	15,38	18,51	12,50	6,06	60,00
5212	20,18	–	7,03	18,96	–	–	45,45
5221	38,09	–	34,55	30,56	88,58	23,26	47,67
5223	5,92	–	3,08	5,45	–	–	56,00
5229	14,71	–	10,35	14,17	–	–	44,44
5231	31,59	–	25,61	25,28	33,26	10,53	60,00
5232	5,45	–	–	5,45	–	–	50,00
5240	23,65	–	14,45	23,65	–	–	72,22
5250	13,27	0,60	7,24	11,76	–	–	65,91
5310	120,19	4,65	103,66	70,10	25,82	2,15	37,92
5320	27,36	–	16,91	27,06	30,74	11,24	60,67
5510	11,52	0,15	9,11	9,67	5,14	4,46	45,54
5590	2,99	–	2,99	2,99	–	–	–
5611	9,24	0,10	7,04	8,92	–	–	68,11
5612	5,28	–	2,64	5,28	–	–	50,00
5620	27,36	0,68	22,60	24,02	6,18	2,26	50,79
5811	5,82	–	–	1,16	–	–	20,00
5813	–	–	–	–	–	–	–
5819	17,94	–	5,12	10,25	–	–	71,43
5821	55,23	–	42,15	50,87	–	–	60,53
5822	11,89	–	10,13	10,57	–	–	62,96
5823	–	–	–	–	–	–	–
5829	16,08	0,40	12,46	15,68	–	–	62,50
5911	1,92	–	1,92	1,92	–	–	100,00
5912	–	–	–	–	–	–	–
5914	7,17	–	5,74	5,74	–	–	100,00

Capítulo 80 - Paraná

80.1 - Indicadores de acidentes do trabalho, segundo a Classificação Nacional de Atividades Econômicas (CNAE), dos estabelecimentos localizados no estado do Paraná - 2014

(continuação)

CNAE	INDICADORES DE ACIDENTES DO TRABALHO						
	Incidência (por 1.000 vínculos)	Incidência de Doenças Ocupacionais (por 1.000 vínculos)	Incidência de Acidentes Típicos (por 1.000 vínculos)	Incidência de Incapacidade Temporária (por 1.000 vínculos)	Taxa de Mortalidade (por 100.000 vínculos)	Taxa de Letalidade (por 1.000 acidentes)	Acidentalidade para a faixa 16 a 34 anos (por 100 acidentes)
6010	3,08	–	0,31	2,78	–	–	60,00
6021	6,30	–	3,54	6,30	–	–	56,25
6022	–	–	–	–	–	–	–
6110	8,05	0,08	4,48	7,88	–	–	63,92
6120	12,27	–	5,73	10,64	81,83	66,67	26,67
6130	–	–	–	–	–	–	–
6141	11,66	–	8,16	11,66	–	–	60,00
6190	7,49	–	4,99	7,08	–	–	72,22
6201	251,55	–	4,79	249,15	–	–	16,19
6202	4,31	–	2,16	3,45	–	–	80,00
6203	3,41	–	1,46	3,17	–	–	92,86
6204	2,80	–	1,78	2,54	–	–	90,91
6209	4,23	–	1,54	4,03	–	–	54,55
6311	6,99	–	1,46	6,12	–	–	37,50
6319	–	–	–	–	–	–	–
6391	–	–	–	–	–	–	–
6399	4,78	–	1,59	3,18	–	–	66,67
6421	12,56	0,14	11,46	3,00	–	–	32,61
6422	20,10	13,86	3,90	20,10	–	–	23,48
6423	2,89	0,46	0,15	2,43	–	–	31,58
6424	2,13	–	0,57	1,99	14,19	66,67	73,33
6431	–	–	–	–	–	–	–
6433	6,29	–	6,29	6,29	–	–	–
6434	9,97	–	9,97	9,97	–	–	100,00
6436	4,17	–	2,78	4,17	–	–	–
6462	20,47	0,37	14,89	19,36	–	–	41,82
6463	–	–	–	–	–	–	–
6491	–	–	–	–	–	–	–
6492	–	–	–	–	–	–	–
6493	1,39	–	0,70	1,39	–	–	100,00
6499	12,73	–	8,48	4,24	–	–	33,33
6511	8,10	–	3,04	7,09	–	–	62,50
6512	–	–	–	–	–	–	–
6541	–	–	–	–	–	–	–
6550	10,78	–	5,76	9,85	–	–	62,07
6612	12,90	–	3,22	12,90	–	–	75,00
6613	47,06	–	–	47,06	–	–	50,00
6619	2,54	–	1,27	2,54	–	–	50,00
6621	–	–	–	–	–	–	–
6622	1,86	0,47	0,47	1,40	–	–	75,00
6629	14,55	–	–	14,55	–	–	100,00
6810	12,33	0,32	10,06	12,01	–	–	39,47
6821	5,37	–	2,20	5,37	–	–	40,91
6822	4,10	–	3,28	3,28	–	–	50,00
6911	2,65	–	0,84	2,51	–	–	78,95
6912	1,59	–	0,68	1,37	–	–	71,43
6920	2,88	0,10	0,99	2,83	4,97	17,24	74,14
7020	6,02	0,21	3,74	5,61	41,52	68,97	65,52
7111	10,71	–	10,71	10,71	–	–	50,00
7112	10,23	–	7,94	9,04	–	–	50,89
7119	4,68	–	2,34	3,12	–	–	83,33
7120	11,39	–	6,70	10,72	–	–	70,59
7210	12,96	–	9,72	10,26	–	–	33,33
7220	10,39	–	10,39	5,19	–	–	50,00
7311	9,04	–	0,75	9,04	–	–	41,67
7312	19,13	–	12,75	15,94	–	–	50,00
7319	5,87	–	3,11	5,52	–	–	64,71
7320	11,23	–	–	11,23	–	–	50,00
7410	7,75	–	3,87	7,75	–	–	50,00
7420	9,07	–	3,78	8,31	–	–	50,00
7490	6,15	–	3,91	4,47	–	–	63,64
7500	6,60	–	2,20	6,60	–	–	66,67
7711	7,78	–	5,39	6,88	29,92	38,46	46,15
7719	5,37	–	5,37	5,37	–	–	100,00
7721	6,51	–	6,51	6,51	–	–	100,00
7722	3,35	–	–	3,35	–	–	100,00
7723	1,97	–	0,99	1,97	–	–	–
7729	12,79	–	12,79	12,79	–	–	16,67
7731	5,61	–	5,61	5,61	–	–	–
7732	17,39	–	13,40	17,39	–	–	50,00
7733	9,56	–	1,91	9,56	–	–	80,00
7739	16,25	–	13,54	12,52	–	–	66,67
7740	8,56	–	5,71	4,76	–	–	66,67
7810	8,65	–	3,03	8,21	86,46	100,00	35,00
7820	6,62	0,11	3,61	5,95	14,17	21,39	63,64
7830	4,90	–	3,04	4,61	–	–	44,00
7911	3,15	–	2,25	2,70	–	–	85,71
7912	8,55	–	8,55	8,55	–	–	100,00
7990	4,38	–	–	4,38	–	–	100,00
8011	11,20	–	4,63	10,25	7,59	6,78	52,88
8012	26,92	0,87	11,87	26,34	–	–	62,37
8111	8,28	–	3,22	8,09	–	–	40,00
8112	6,88	0,07	5,08	6,56	3,53	5,13	32,31

Capítulo 80 - Paraná

80.1 - Indicadores de acidentes do trabalho, segundo a Classificação Nacional de Atividades Econômicas (CNAE), dos estabelecimentos localizados no estado do Paraná - 2014

(conclusão)

CNAE	INDICADORES DE ACIDENTES DO TRABALHO						
	Incidência (por 1.000 vínculos)	Incidência de Doenças Ocupacionais (por 1.000 vínculos)	Incidência de Acidentes Típicos (por 1.000 vínculos)	Incidência de Incapacidade Temporária (por 1.000 vínculos)	Taxa de Mortalidade (por 100.000 vínculos)	Taxa de Letalidade (por 1.000 acidentes)	Acidentalidade para a faixa 16 a 34 anos (por 100 acidentes)
8121	12,13	–	7,50	9,75	–	–	29,55
8122	11,98	1,00	3,99	11,98	99,86	83,33	50,00
8129	8,30	–	5,27	7,18	–	–	44,23
8130	14,28	–	10,83	13,79	98,49	68,97	27,59
8211	8,82	–	6,18	7,02	12,53	14,22	52,13
8219	6,87	–	3,65	6,73	–	–	76,60
8220	6,28	0,14	2,09	6,01	–	–	65,59
8230	10,28	–	8,63	9,45	–	–	56,00
8291	5,40	–	1,76	5,16	–	–	45,65
8292	15,59	–	14,17	15,59	–	–	63,64
8299	8,40	0,06	5,58	7,68	–	–	70,71
8411	5,50	0,04	4,25	4,31	2,13	3,87	29,55
8412	18,39	1,05	14,71	11,03	–	–	42,86
8423	4,71	–	4,71	3,67	52,37	111,11	66,67
8424	9,25	–	9,25	9,25	–	–	28,57
8430	14,40	–	8,23	14,40	–	–	–
8511	57,90	–	2,87	56,75	–	–	39,11
8512	2,06	0,07	1,47	1,84	–	–	57,14
8513	6,23	0,06	4,06	5,65	–	–	37,61
8520	2,87	0,05	1,76	2,66	–	–	36,04
8531	19,41	0,05	14,38	12,77	–	–	40,14
8532	8,08	0,20	5,50	7,06	–	–	47,06
8533	8,31	–	6,65	6,65	–	–	30,00
8541	4,61	–	3,46	3,46	–	–	50,00
8542	7,14	–	3,57	3,57	–	–	50,00
8550	4,74	–	3,56	4,74	–	–	37,50
8591	5,33	–	3,20	5,33	–	–	20,00
8592	–	–	–	–	–	–	–
8593	2,00	–	0,75	1,75	–	–	75,00
8599	5,92	0,05	3,58	5,01	–	–	47,29
8610	65,52	0,47	56,66	27,85	1,89	0,29	50,17
8621	14,42	–	12,02	12,02	–	–	58,33
8622	30,00	–	7,50	22,50	–	–	100,00
8630	9,92	0,13	7,76	7,01	–	–	65,99
8640	25,01	0,32	19,48	11,54	–	–	72,44
8650	15,00	–	13,12	10,87	–	–	72,50
8660	23,65	–	23,65	13,69	–	–	31,58
8690	23,42	–	19,93	15,03	–	–	44,78
8711	7,23	–	6,26	6,74	–	–	33,33
8712	16,47	–	10,98	10,98	–	–	66,67
8720	9,85	–	7,03	2,81	–	–	14,29
8730	5,78	–	4,89	5,33	–	–	7,69
8800	24,02	–	18,05	18,48	–	–	48,52
9001	11,34	–	8,82	11,34	–	–	44,44
9101	48,07	–	40,48	45,54	–	–	84,21
9103	40,00	–	30,00	40,00	–	–	62,50
9311	6,91	–	6,91	6,91	–	–	–
9312	11,00	–	7,70	11,00	–	–	40,00
9313	1,85	–	1,39	1,62	–	–	75,00
9319	3,43	–	2,29	3,43	–	–	66,67
9321	4,73	–	4,73	4,73	–	–	100,00
9329	6,45	–	3,97	5,95	49,59	76,92	38,46
9411	13,45	–	10,85	12,58	–	–	64,52
9412	90,72	–	73,56	64,98	–	–	4,05
9420	13,85	0,22	8,22	13,20	–	–	53,13
9430	8,97	–	5,64	7,49	–	–	32,64
9491	5,80	0,23	4,64	5,22	11,61	20,00	24,00
9492	163,74	–	–	163,74	–	–	42,86
9493	–	–	–	–	–	–	–
9499	18,89	–	13,45	18,32	57,24	30,30	34,85
9511	5,53	–	2,51	5,53	–	–	81,82
9512	9,92	–	–	9,92	–	–	66,67
9521	10,70	–	7,55	9,44	–	–	82,35
9529	4,75	–	4,16	4,75	–	–	75,00
9601	15,90	0,51	11,80	14,11	–	–	54,84
9602	2,20	–	1,57	1,89	–	–	57,14
9603	6,01	–	3,28	6,01	–	–	54,55
9609	3,35	–	1,34	3,35	–	–	80,00
Outros(1)	97,29	0,97	60,65	88,54	162,15	16,67	48,33

Fonte: DATAPREV, CAT, SUB, CNIS.

Notas: 1. Os dados são preliminares, estando sujeitos a correções.
2. As atividades econômicas que apresentam valores zerados para os indicadores são aquelas onde não ocorreram acidentes no período.

(1) Englobam as atividades que possuíam número médio de vínculos no ano menor que 100.

Capítulo 80 - Paraná

80.2 - Indicadores de acidentes do trabalho, segundo a Classificação Nacional de Atividades Econômicas (CNAE), dos estabelecimentos localizados no estado do Paraná - 2015

(continua)

CNAE	INDICADORES DE ACIDENTES DO TRABALHO						
	Incidência (por 1.000 vínculos)	Incidência de Doenças Ocupacionais (por 1.000 vínculos)	Incidência de Acidentes Típicos (por 1.000 vínculos)	Incidência de Incapacidade Temporária (por 1.000 vínculos)	Taxa de Mortalidade (por 100.000 vínculos)	Taxa de Letalidade (por 1.000 acidentes)	Acidentalidade para a faixa 16 a 34 anos (por 100 acidentes)
TOTAL	**16,65**	**0,29**	**11,07**	**14,21**	**7,46**	**4,48**	**50,22**
0111	4,74	–	2,77	4,74	12,32	25,97	37,66
0112	137,75	–	3,94	137,75	–	–	37,14
0113	21,04	4,08	15,39	21,04	47,10	22,39	30,60
0115	10,36	–	9,32	10,06	–	–	37,14
0116	2,10	–	2,10	2,10	–	–	25,00
0119	11,00	–	8,80	11,00	–	–	35,00
0121	211,53	–	5,45	211,53	–	–	41,45
0122	10,04	–	2,51	10,04	–	–	25,00
0131	11,51	–	6,91	11,51	–	–	–
0132	16,87	–	16,87	16,87	–	–	–
0133	5,57	–	3,48	5,57	–	–	37,50
0134	15,38	–	3,85	15,38	–	–	62,50
0139	39,99	–	9,60	38,39	159,98	40,00	24,00
0141	46,19	–	39,40	45,51	–	–	47,06
0151	2,82	–	2,53	2,72	–	–	37,93
0152	7,61	–	7,61	7,61	–	–	33,33
0153	–	–	–	–	–	–	–
0154	12,57	–	10,58	10,91	–	–	42,11
0155	15,27	–	13,59	14,18	8,44	5,52	52,49
0159	5,18	–	5,18	5,18	–	–	–
0161	17,38	–	16,59	17,21	–	–	40,66
0162	10,85	–	10,05	10,85	80,37	74,07	59,26
0163	27,24	2,10	12,57	20,96	–	–	92,31
0210	15,23	–	14,32	13,28	39,05	25,64	45,30
0220	5,28	–	5,28	5,28	176,03	333,33	33,33
0230	29,59	–	26,61	17,16	49,73	16,81	49,58
0322	2,91	–	2,91	2,91	–	–	100,00
0500	6,16	–	6,16	6,16	–	–	50,00
0724	33,04	–	22,03	33,04	–	–	50,00
0810	17,49	–	15,82	16,03	20,82	11,90	52,38
0891	42,64	–	34,12	42,64	–	–	70,00
0899	30,00	–	28,42	30,00	157,92	52,63	78,95
1011	23,28	1,18	20,12	21,70	–	–	50,00
1012	33,95	2,84	25,87	25,88	7,38	2,17	56,88
1013	25,62	1,73	22,15	24,46	–	–	47,37
1020	19,78	0,90	15,29	20,68	–	–	68,18
1031	20,68	–	15,82	20,68	–	–	58,82
1032	37,95	1,27	31,63	37,95	–	–	66,67
1033	15,42	–	11,56	9,64	–	–	37,50
1041	50,52	–	44,00	39,93	–	–	51,61
1042	10,35	–	10,35	10,35	–	–	66,67
1043	38,20	–	30,85	24,98	–	–	34,62
1051	33,59	–	28,14	32,23	45,39	13,51	58,11
1052	19,05	0,43	15,36	17,77	14,22	7,46	57,46
1053	10,38	–	8,43	9,08	–	–	68,75
1061	34,35	1,72	29,20	32,63	–	–	45,00
1062	31,26	–	27,35	25,85	60,12	19,23	55,77
1063	15,09	–	14,05	14,05	52,03	34,48	34,48
1064	13,03	–	12,30	10,86	–	–	50,00
1065	28,49	–	25,90	26,22	64,75	22,73	53,41
1066	30,08	0,13	25,49	25,87	25,49	8,47	51,69
1069	16,48	0,31	13,37	13,37	–	–	54,72
1071	12,61	0,07	11,64	12,65	6,93	5,49	46,43
1072	15,16	–	14,26	15,16	–	–	58,82
1081	4,54	–	4,54	4,54	–	–	60,00
1082	47,47	–	40,17	32,87	–	–	53,85
1091	9,98	–	8,22	9,45	–	–	58,17
1092	25,68	0,33	22,68	17,67	–	–	70,13
1093	15,33	3,17	8,81	13,92	–	–	36,78
1094	21,30	0,51	14,96	13,69	–	–	55,95
1095	4,51	–	4,51	4,51	–	–	33,33
1096	12,79	1,28	8,95	12,79	–	–	40,00
1099	18,21	0,11	14,85	14,63	–	–	62,43
1111	31,39	–	4,48	31,39	–	–	57,14
1112	37,04	–	24,69	37,04	–	–	50,00
1113	44,55	–	39,52	31,61	71,85	16,13	64,52
1121	10,14	–	10,14	10,14	–	–	62,50
1122	41,33	–	37,95	24,05	37,57	9,09	64,55
1210	6,27	1,25	5,02	3,76	–	–	60,00
1220	16,38	–	–	16,38	–	–	–
1311	17,38	–	13,76	17,38	–	–	50,00
1312	10,07	–	10,07	10,07	–	–	40,00
1313	14,46	–	14,46	14,46	–	–	66,67
1323	11,68	–	10,51	10,51	–	–	70,00
1330	3,82	–	3,82	3,82	–	–	100,00
1340	5,62	–	3,32	5,62	–	–	72,73
1351	4,73	–	3,55	4,73	–	–	50,00
1352	22,05	–	12,60	22,05	–	–	71,43
1353	17,66	–	5,89	17,66	–	–	33,33
1354	20,08	–	17,64	19,47	–	–	54,55
1359	12,29	–	8,02	11,76	–	–	52,17
1411	7,02	–	4,49	7,02	–	–	64,00

Capítulo 80 - Paraná

80.2 - Indicadores de acidentes do trabalho, segundo a Classificação Nacional de Atividades Econômicas (CNAE), dos estabelecimentos localizados no estado do Paraná - 2015

(continuação)

CNAE	INDICADORES DE ACIDENTES DO TRABALHO						
	Incidência (por 1.000 vínculos)	Incidência de Doenças Ocupacionais (por 1.000 vínculos)	Incidência de Acidentes Típicos (por 1.000 vínculos)	Incidência de Incapacidade Temporária (por 1.000 vínculos)	Taxa de Mortalidade (por 100.000 vínculos)	Taxa de Letalidade (por 1.000 acidentes)	Acidentalidade para a faixa 16 a 34 anos (por 100 acidentes)
1412	4,94	0,04	3,01	4,75	1,76	3,56	62,99
1413	6,39	–	5,02	5,02	–	–	42,86
1414	4,91	–	3,55	4,37	–	–	66,67
1422	3,00	–	–	3,00	–	–	50,00
1510	30,64	–	25,45	30,64	–	–	52,31
1521	21,93	0,84	15,18	20,24	–	–	61,54
1529	17,66	–	17,66	17,66	–	–	77,78
1531	11,05	–	8,55	11,05	–	–	70,97
1539	2,81	–	2,81	2,81	–	–	–
1540	16,99	–	–	16,99	–	–	50,00
1610	34,06	0,43	30,08	29,66	14,19	4,17	53,96
1621	20,06	0,21	18,41	17,05	7,16	3,57	46,43
1622	8,90	–	7,83	8,55	–	–	36,00
1623	22,11	–	19,54	22,11	–	–	67,44
1629	27,24	–	24,79	25,88	–	–	47,00
1710	68,75	–	64,75	42,37	79,94	11,63	53,49
1721	24,85	–	20,97	16,09	–	–	52,68
1722	29,65	–	21,42	29,65	–	–	72,22
1731	27,48	–	24,57	23,60	–	–	57,65
1732	15,08	–	7,54	15,08	–	–	100,00
1733	10,53	0,81	6,48	10,53	–	–	53,85
1741	25,92	0,69	18,66	22,12	–	–	56,00
1742	15,34	–	13,36	13,36	–	–	61,29
1749	22,72	0,63	18,93	20,83	–	–	52,78
1811	26,28	–	19,93	22,65	–	–	62,07
1812	26,86	–	11,94	25,37	–	–	22,22
1813	7,43	–	4,56	6,95	–	–	61,29
1821	11,63	–	6,98	9,30	–	–	30,00
1822	3,20	1,07	2,14	3,20	–	–	100,00
1921	21,67	–	17,68	7,41	–	–	44,74
1922	11,14	–	5,57	11,14	–	–	–
1931	20,82	–	18,07	20,55	39,28	18,87	40,25
1932	41,54	–	32,31	41,54	–	–	77,78
2013	35,06	1,30	31,35	28,19	–	–	62,43
2014	26,83	–	10,73	26,83	536,67	200,00	60,00
2019	16,15	–	16,15	12,92	–	–	80,00
2022	68,93	–	56,40	62,66	–	–	72,73
2029	38,95	–	31,46	37,45	299,59	76,92	42,31
2032	19,63	–	16,82	19,63	–	–	42,86
2033	29,68	–	19,79	29,68	–	–	66,67
2051	5,84	–	4,67	5,84	–	–	20,00
2052	9,12	–	9,12	9,12	–	–	–
2061	25,71	–	19,87	25,71	–	–	54,55
2062	8,62	–	7,39	8,62	–	–	42,86
2063	10,44	0,31	6,76	9,21	–	–	52,94
2071	15,36	–	13,83	15,36	–	–	63,33
2073	3,94	–	3,94	3,94	–	–	–
2091	14,73	–	5,89	14,73	–	–	40,00
2092	29,57	0,84	26,19	25,34	–	–	57,14
2093	11,55	–	9,24	11,55	–	–	60,00
2099	29,73	0,31	24,21	22,37	–	–	57,73
2110	24,25	–	18,19	24,25	–	–	50,00
2121	20,58	0,21	16,01	18,71	–	–	64,65
2122	41,14	–	29,39	39,18	–	–	76,19
2123	–	–	–	–	–	–	–
2211	15,62	–	12,73	13,89	–	–	81,48
2212	18,84	0,52	14,13	17,79	–	–	50,00
2219	39,14	–	29,26	31,73	41,20	10,53	56,84
2221	20,52	–	13,90	19,19	66,19	32,26	70,97
2222	25,13	0,09	20,64	23,72	–	–	65,43
2223	11,04	–	9,66	11,04	–	–	37,50
2229	17,98	–	14,33	17,01	16,20	9,01	55,86
2311	53,04	–	47,74	46,15	–	–	77,00
2319	15,29	–	14,57	13,84	–	–	66,67
2320	26,42	–	21,75	9,32	–	–	50,00
2330	21,07	0,07	17,43	19,32	35,01	16,61	52,16
2342	11,42	–	10,64	11,27	–	–	60,27
2349	18,66	–	13,17	18,66	–	–	52,94
2391	13,14	0,36	11,01	12,43	35,52	27,03	54,05
2392	12,18	–	10,31	12,18	–	–	53,85
2399	10,01	–	9,24	10,01	–	–	46,15
2424	23,65	–	23,65	21,28	–	–	70,00
2441	28,33	1,38	22,11	27,64	–	–	65,85
2449	27,08	–	23,21	27,08	–	–	42,86
2451	30,47	–	28,73	27,86	–	–	60,00
2452	45,69	0,95	35,22	42,83	–	–	62,50
2511	25,34	–	22,39	24,30	–	–	63,70
2512	23,74	0,16	21,43	23,58	–	–	57,64
2513	23,03	–	22,24	21,44	–	–	65,52
2521	20,58	–	17,64	20,58	–	–	66,67
2531	16,04	–	16,04	16,04	–	–	–
2532	39,94	–	36,70	39,40	53,97	13,51	63,51

Capítulo 80 - Paraná

80.2 - Indicadores de acidentes do trabalho, segundo a Classificação Nacional de Atividades Econômicas (CNAE), dos estabelecimentos localizados no estado do Paraná - 2015

(continuação)

CNAE	INDICADORES DE ACIDENTES DO TRABALHO						
	Incidência (por 1.000 vínculos)	Incidência de Doenças Ocupacionais (por 1.000 vínculos)	Incidência de Acidentes Típicos (por 1.000 vínculos)	Incidência de Incapacidade Temporária (por 1.000 vínculos)	Taxa de Mortalidade (por 100.000 vínculos)	Taxa de Letalidade (por 1.000 acidentes)	Acidentalidade para a faixa 16 a 34 anos (por 100 acidentes)
2539	15,59	0,58	12,13	14,82	–	–	58,02
2542	25,42	0,33	18,82	24,76	–	–	62,34
2543	22,26	–	18,70	19,59	–	–	64,00
2591	28,12	–	25,57	20,45	–	–	54,55
2592	21,32	0,56	16,27	20,20	56,11	26,32	57,89
2593	12,56	–	9,89	12,18	–	–	72,73
2599	23,38	0,25	19,32	20,91	12,30	5,26	62,63
2610	11,86	–	7,90	11,20	–	–	77,78
2621	14,55	0,36	9,09	12,00	–	–	57,50
2622	8,35	–	2,78	6,96	–	–	66,67
2631	5,13	1,03	4,10	5,13	–	–	60,00
2640	21,41	0,76	18,35	20,64	–	–	57,14
2651	7,36	–	4,91	6,54	–	–	55,56
2660	6,76	–	3,38	6,76	–	–	100,00
2710	12,45	–	9,87	13,31	–	–	44,83
2722	31,62	–	26,62	31,06	55,47	17,54	61,40
2731	14,28	0,48	9,52	10,95	–	–	56,67
2732	5,34	–	5,34	5,34	–	–	100,00
2733	13,32	0,37	11,10	11,10	–	–	61,11
2740	19,16	–	15,97	18,10	–	–	77,78
2751	12,58	1,99	8,28	11,09	–	–	56,58
2759	15,51	–	12,40	11,37	–	–	40,00
2790	10,63	–	9,51	8,95	–	–	84,21
2811	47,52	–	33,27	47,52	–	–	50,00
2812	35,45	–	29,20	27,11	–	–	52,94
2813	14,04	–	13,26	14,04	–	–	77,78
2814	10,55	–	7,03	10,55	–	–	–
2815	29,86	–	23,22	26,54	–	–	77,78
2821	28,57	–	23,81	28,57	–	–	50,00
2822	21,92	1,49	16,94	19,43	–	–	59,09
2823	22,08	0,26	17,97	21,57	25,68	11,63	51,16
2824	10,84	2,17	8,67	6,50	–	–	80,00
2825	30,66	–	26,28	26,28	–	–	57,14
2829	27,16	–	24,56	24,80	–	–	53,04
2831	16,13	0,49	13,68	4,89	–	–	57,58
2832	11,56	–	–	11,56	–	–	100,00
2833	31,10	–	27,58	30,75	–	–	49,72
2840	25,38	–	20,31	22,21	–	–	72,50
2851	24,28	0,39	20,43	7,32	–	–	65,08
2852	23,22	–	23,22	18,58	–	–	60,00
2853	16,52	–	13,51	12,01	–	–	54,55
2854	26,50	–	23,55	26,50	–	–	22,22
2861	24,35	–	18,26	20,29	–	–	58,33
2862	22,41	–	18,05	21,16	–	–	47,22
2863	20,95	–	16,76	20,95	–	–	40,00
2865	22,01	–	22,01	15,90	–	–	83,33
2866	21,11	–	14,08	17,60	–	–	33,33
2869	26,80	–	24,06	24,36	–	–	61,36
2910	24,34	1,05	21,18	7,02	–	–	49,04
2920	27,68	0,27	22,31	10,75	–	–	48,54
2930	42,72	0,33	39,78	41,74	48,91	11,45	70,23
2941	49,51	0,53	44,77	32,65	–	–	66,31
2942	49,02	–	39,22	49,02	–	–	80,00
2944	16,48	–	14,65	15,26	–	–	55,56
2945	3,93	–	0,98	3,68	–	–	56,25
2949	19,15	0,40	15,67	15,97	–	–	58,03
2950	17,52	–	12,65	15,57	–	–	50,00
3012	4,98	–	4,98	–	–	–	100,00
3091	2,93	–	2,20	2,93	–	–	75,00
3092	48,76	–	39,01	40,63	–	–	46,67
3099	24,97	–	16,64	16,64	–	–	66,67
3101	13,37	0,03	10,69	12,97	–	–	57,24
3102	25,73	0,25	19,49	22,98	24,98	9,71	62,14
3103	11,18	–	8,39	10,62	–	–	50,00
3104	14,44	–	10,43	14,84	40,11	27,78	61,11
3211	9,53	–	1,91	9,53	190,51	200,00	60,00
3212	3,71	–	3,71	3,71	–	–	100,00
3230	49,84	–	5,98	49,84	–	–	40,00
3240	17,94	–	13,86	16,31	–	–	50,00
3250	16,45	–	13,12	13,78	–	–	62,16
3291	20,07	–	11,15	15,61	–	–	55,56
3292	14,25	–	9,35	13,80	–	–	78,13
3299	17,42	–	14,43	16,92	–	–	68,57
3311	25,78	–	25,78	23,43	–	–	72,73
3312	7,12	–	5,34	7,12	–	–	50,00
3313	7,84	–	4,71	7,84	–	–	80,00
3314	11,83	–	9,08	9,72	–	–	60,27
3315	16,04	–	13,75	11,46	–	–	71,43
3316	–	–	–	–	–	–	–
3319	23,53	–	23,53	23,53	–	–	54,55
3321	13,19	0,49	8,31	11,73	–	–	62,96
3329	12,45	–	6,23	12,45	–	–	50,00
3511	24,47	1,11	16,13	18,07	27,80	11,36	34,09

Capítulo 80 - Paraná

80.2 - Indicadores de acidentes do trabalho, segundo a Classificação Nacional de Atividades Econômicas (CNAE), dos estabelecimentos localizados no estado do Paraná - 2015

(continuação)

CNAE	INDICADORES DE ACIDENTES DO TRABALHO						
	Incidência (por 1.000 vínculos)	Incidência de Doenças Ocupacionais (por 1.000 vínculos)	Incidência de Acidentes Típicos (por 1.000 vínculos)	Incidência de Incapacidade Temporária (por 1.000 vínculos)	Taxa de Mortalidade (por 100.000 vínculos)	Taxa de Letalidade (por 1.000 acidentes)	Acidentalidade para a faixa 16 a 34 anos (por 100 acidentes)
3512	22,75	–	19,50	22,75	–	–	28,57
3513	–	–	–	–	–	–	–
3514	23,59	1,11	17,10	21,38	15,84	6,71	34,90
3520	11,46	–	11,46	5,73	–	–	–
3600	56,59	0,39	49,06	45,17	–	–	41,97
3701	77,97	–	62,38	77,97	–	–	50,00
3702	13,58	–	12,07	9,05	–	–	77,78
3811	57,37	1,51	50,75	48,66	18,94	3,30	77,23
3812	4,32	–	4,32	2,16	–	–	100,00
3821	46,35	–	38,44	39,57	–	–	51,22
3822	85,05	–	76,95	52,65	–	–	66,67
3831	31,11	–	27,05	31,11	135,26	43,48	78,26
3832	21,62	–	19,12	19,12	–	–	42,31
3839	44,65	–	37,05	28,50	–	–	31,91
3900	4,98	–	–	–	–	–	100,00
4110	24,95	–	21,98	24,30	36,16	14,49	41,74
4120	16,08	0,06	13,95	15,31	14,40	8,96	43,58
4211	21,09	0,21	18,75	17,86	41,21	19,54	45,28
4212	26,79	–	25,65	22,23	57,00	21,28	36,17
4213	11,65	–	10,32	11,65	–	–	60,00
4221	20,43	0,09	12,97	19,72	35,53	17,39	44,78
4222	14,97	–	12,32	14,09	–	–	47,06
4223	74,33	–	41,81	65,04	–	–	75,00
4291	35,46	–	35,46	28,37	–	–	50,00
4292	12,13	–	11,33	7,92	–	–	45,45
4299	12,84	0,36	11,06	10,70	–	–	52,78
4311	24,36	–	24,36	19,49	–	–	20,00
4312	18,28	–	18,28	18,28	–	–	33,33
4313	7,98	–	6,46	7,60	–	–	50,00
4319	–	–	–	–	–	–	–
4321	14,93	–	12,13	13,33	30,07	20,13	65,10
4322	11,00	–	8,74	10,72	–	–	66,67
4329	12,29	–	8,78	12,29	–	–	57,14
4330	8,63	0,09	6,23	7,74	8,89	10,31	50,52
4391	34,82	–	31,47	34,15	–	–	44,23
4399	11,75	0,17	8,77	11,59	–	–	55,63
4511	9,79	0,05	6,72	9,18	9,46	9,66	62,80
4512	42,69	–	–	42,69	–	–	50,00
4520	8,97	–	6,08	8,57	–	–	66,46
4530	8,24	0,05	6,01	7,92	2,62	3,18	67,83
4541	8,85	–	2,46	8,60	–	–	63,89
4543	12,31	–	3,08	12,31	–	–	100,00
4611	5,52	–	5,52	5,52	–	–	100,00
4612	13,77	–	13,77	13,77	–	–	50,00
4614	7,26	–	–	7,26	–	–	100,00
4615	–	–	–	–	–	–	–
4616	22,90	–	7,63	22,90	–	–	66,67
4617	5,65	–	1,41	5,65	–	–	50,00
4618	1,92	–	–	1,92	–	–	100,00
4619	3,16	–	2,10	3,16	–	–	66,67
4622	21,22	–	17,09	17,68	–	–	61,11
4623	18,29	0,42	14,97	16,10	14,12	7,72	52,90
4631	9,80	–	8,58	9,80	–	–	62,50
4632	20,81	0,42	18,56	15,89	28,12	13,51	52,03
4633	7,90	–	6,32	7,45	–	–	28,57
4634	12,53	0,31	7,95	11,92	30,57	24,39	60,98
4635	26,25	–	21,65	21,46	–	–	75,18
4636	3,02	–	–	3,02	–	–	100,00
4637	9,77	–	5,97	9,49	–	–	69,44
4639	8,27	–	4,84	8,43	31,22	37,74	50,94
4641	8,34	–	6,07	6,83	–	–	63,64
4642	6,24	–	2,97	6,54	–	–	52,38
4643	–	–	–	–	–	–	–
4644	3,55	0,27	2,46	3,55	–	–	76,92
4645	7,39	–	4,06	6,65	–	–	75,00
4646	6,77	–	2,42	5,32	–	–	78,57
4647	12,94	–	6,47	12,02	–	–	71,43
4649	7,69	–	5,58	7,12	38,47	50,00	67,50
4651	6,56	–	2,73	6,01	–	–	58,33
4652	10,09	1,01	8,07	10,09	–	–	80,00
4661	14,53	–	11,50	13,52	–	–	75,00
4662	15,01	–	11,26	11,26	–	–	50,00
4663	17,49	–	12,37	17,06	–	–	68,29
4664	1,30	–	1,30	1,30	–	–	100,00
4665	9,75	–	5,42	9,75	–	–	66,67
4669	11,59	–	8,06	11,59	–	–	78,26
4671	19,05	–	14,18	18,61	88,61	46,51	48,84
4672	11,62	–	9,30	10,46	–	–	70,00
4673	9,47	–	6,03	8,61	–	–	63,64
4679	24,66	–	22,28	23,76	–	–	69,88
4681	10,15	0,70	6,65	9,45	–	–	41,38
4682	46,25	–	41,38	21,91	–	–	31,58
4683	7,97	–	6,22	6,81	–	–	56,10

Capítulo 80 - Paraná

80.2 - Indicadores de acidentes do trabalho, segundo a Classificação Nacional de Atividades Econômicas (CNAE), dos estabelecimentos localizados no estado do Paraná - 2015

(continuação)

CNAE	INDICADORES DE ACIDENTES DO TRABALHO						
	Incidência (por 1.000 vínculos)	Incidência de Doenças Ocupacionais (por 1.000 vínculos)	Incidência de Acidentes Típicos (por 1.000 vínculos)	Incidência de Incapacidade Temporária (por 1.000 vínculos)	Taxa de Mortalidade (por 100.000 vínculos)	Taxa de Letalidade (por 1.000 acidentes)	Acidentalidade para a faixa 16 a 34 anos (por 100 acidentes)
4684	23,96	–	19,96	22,36	79,86	33,33	60,00
4685	34,93	0,97	30,08	28,14	–	–	47,22
4686	9,57	–	5,10	8,29	–	–	53,33
4687	20,71	–	17,66	20,38	33,96	16,39	49,18
4689	13,27	–	11,17	12,57	–	–	71,05
4691	16,50	–	11,96	15,88	–	–	67,50
4692	13,71	–	12,42	13,71	–	–	46,88
4693	20,41	–	17,86	19,68	–	–	69,64
4711	17,80	0,02	14,72	17,16	6,41	3,60	63,99
4712	5,07	0,09	3,71	4,88	4,69	9,26	62,04
4713	6,97	0,23	4,46	6,40	–	–	81,97
4721	6,10	0,14	4,42	6,03	–	–	65,52
4722	11,07	0,26	9,01	10,81	–	–	69,77
4723	6,41	0,26	3,85	6,41	–	–	56,00
4724	5,48	–	3,80	5,48	–	–	69,23
4729	6,43	–	4,57	5,89	–	–	62,65
4731	6,15	0,04	3,32	5,98	8,20	13,33	54,00
4732	13,69	–	9,12	13,69	–	–	55,56
4741	8,37	–	5,38	8,07	29,88	35,71	85,71
4742	8,93	–	6,87	8,76	–	–	63,46
4743	13,55	–	11,34	12,72	55,30	40,82	67,35
4744	9,47	0,09	7,21	8,91	4,32	4,56	57,63
4751	4,74	0,11	2,80	4,63	10,77	22,73	70,45
4752	5,03	0,21	3,98	5,03	–	–	58,33
4753	12,49	–	8,52	11,89	29,73	23,81	67,46
4754	4,55	0,23	2,82	4,32	–	–	64,00
4755	1,88	0,16	0,94	1,88	–	–	66,67
4756	–	–	–	–	–	–	–
4757	8,71	–	3,63	8,35	–	–	79,17
4759	7,98	0,17	4,82	7,32	–	–	81,25
4761	4,47	0,11	2,83	4,36	–	–	63,41
4762	–	–	–	–	–	–	–
4763	4,31	–	2,76	4,48	17,22	40,00	68,00
4771	5,69	–	3,31	4,60	10,22	17,96	68,26
4772	4,88	0,15	1,68	4,73	–	–	59,38
4773	5,37	–	4,17	5,37	–	–	44,44
4774	2,11	–	1,58	2,11	–	–	50,00
4781	2,88	0,02	1,56	2,48	–	–	70,07
4782	4,60	–	3,00	4,26	–	–	66,67
4783	1,96	–	0,84	1,96	–	–	71,43
4784	15,46	–	12,23	14,74	71,91	46,51	69,77
4785	2,51	–	2,51	2,51	–	–	–
4789	7,74	0,04	4,80	7,24	–	–	61,50
4911	23,61	–	20,65	12,07	26,82	11,36	64,77
4921	7,67	0,04	4,16	7,51	8,07	10,53	32,63
4922	7,67	–	4,15	7,42	12,57	16,39	29,51
4923	9,69	–	8,08	6,46	–	–	50,00
4924	2,35	–	1,76	2,35	–	–	25,00
4929	10,54	–	6,02	9,03	25,10	23,81	35,71
4930	12,73	0,13	10,13	11,80	30,86	24,24	55,24
5030	30,30	–	12,99	30,30	–	–	28,57
5091	13,79	–	6,90	13,79	–	–	–
5111	33,41	–	5,57	32,02	139,21	41,67	52,08
5112	2,46	–	2,46	2,46	–	–	100,00
5120	28,86	–	11,54	23,09	–	–	80,00
5211	20,44	0,14	14,90	19,30	–	–	50,69
5212	15,85	–	9,71	14,24	–	–	44,90
5221	30,88	–	22,64	28,41	82,34	26,67	54,67
5223	7,21	–	4,23	7,21	–	–	58,62
5229	11,43	–	8,89	10,79	–	–	38,89
5231	33,23	0,31	26,34	23,83	–	–	71,70
5232	2,61	–	–	2,61	–	–	–
5239	6,09	–	6,09	6,09	–	–	100,00
5240	17,11	–	7,90	17,11	–	–	53,85
5250	10,73	–	7,38	8,05	–	–	59,38
5310	136,25	5,05	122,04	97,34	–	–	31,97
5320	20,01	0,32	14,53	19,69	32,28	16,13	64,52
5510	14,57	–	11,74	12,04	5,15	3,53	48,41
5590	2,92	–	1,46	2,92	–	–	50,00
5611	8,14	0,14	6,36	7,80	1,29	1,58	61,97
5612	5,68	–	5,68	5,68	–	–	50,00
5620	23,96	0,51	19,36	20,83	–	–	41,87
5811	2,59	–	1,30	2,59	–	–	25,00
5812	3,51	–	3,51	3,51	–	–	100,00
5813	3,86	–	3,86	3,86	385,98	1.000,00	100,00
5819	29,55	–	16,12	24,18	–	–	63,64
5821	10,63	–	9,38	9,38	–	–	82,35
5822	12,97	–	7,98	11,97	–	–	73,08
5823	7,76	–	–	7,76	–	–	100,00
5829	17,48	–	13,89	17,48	–	–	64,10
5911	4,16	–	2,08	4,16	–	–	50,00
5914	5,86	–	4,39	5,86	–	–	75,00
6010	1,89	–	0,31	1,89	–	–	33,33

Capítulo 80 - Paraná

80.2 - Indicadores de acidentes do trabalho, segundo a Classificação Nacional de Atividades Econômicas (CNAE), dos estabelecimentos localizados no estado do Paraná - 2015

(continuação)

CNAE	INDICADORES DE ACIDENTES DO TRABALHO						
	Incidência (por 1.000 vínculos)	Incidência de Doenças Ocupacionais (por 1.000 vínculos)	Incidência de Acidentes Típicos (por 1.000 vínculos)	Incidência de Incapacidade Temporária (por 1.000 vínculos)	Taxa de Mortalidade (por 100.000 vínculos)	Taxa de Letalidade (por 1.000 acidentes)	Acidentalidade para a faixa 16 a 34 anos (por 100 acidentes)
6021	9,90	–	4,75	8,72	–	–	56,00
6110	7,98	0,08	3,49	7,40	–	–	62,50
6120	5,49	–	3,20	5,03	45,73	83,33	66,67
6141	6,84	–	6,84	6,84	–	–	100,00
6190	8,43	–	6,32	8,43	–	–	60,00
6201	22,68	–	0,86	22,11	–	–	34,18
6202	4,33	–	2,36	3,93	–	–	81,82
6203	4,12	–	1,60	2,98	–	–	72,22
6204	2,23	0,32	0,64	2,55	–	–	100,00
6209	6,15	–	3,54	5,59	18,64	30,30	63,64
6311	4,72	–	1,26	4,09	–	–	60,00
6319	1,29	–	–	1,29	–	–	100,00
6399	–	–	–	–	–	–	–
6421	11,61	0,13	10,26	2,97	13,50	11,63	44,19
6422	17,93	12,79	3,15	17,23	–	–	28,34
6423	2,78	0,62	0,77	2,62	–	–	22,22
6424	1,94	0,24	0,97	1,94	–	–	75,00
6431	10,59	–	2,65	5,29	–	–	–
6433	–	–	–	–	–	–	–
6434	–	–	–	–	–	–	–
6436	–	–	–	–	–	–	–
6461	31,72	–	26,43	26,43	–	–	66,67
6462	8,21	–	5,08	7,04	39,11	47,62	42,86
6463	3,78	–	–	3,78	–	–	100,00
6491	–	–	–	–	–	–	–
6492	11,80	–	3,93	11,80	–	–	66,67
6493	0,65	–	–	0,65	–	–	–
6499	–	–	–	–	–	–	–
6511	7,60	–	5,70	7,60	–	–	25,00
6512	2,05	–	2,05	1,03	–	–	100,00
6541	3,00	–	3,00	3,00	–	–	100,00
6542	–	–	–	–	–	–	–
6550	10,10	–	6,79	7,32	–	–	48,28
6612	10,02	–	3,34	10,02	–	–	66,67
6613	46,23	–	–	46,23	–	–	44,44
6619	1,61	–	–	1,61	–	–	100,00
6621	–	–	–	–	–	–	–
6622	3,54	–	1,18	3,15	–	–	100,00
6629	3,12	–	–	3,12	–	–	–
6810	13,37	–	11,26	11,96	–	–	36,84
6821	4,29	–	1,72	4,29	–	–	60,00
6822	4,20	–	3,15	4,20	–	–	41,67
6911	3,11	0,11	0,67	3,11	–	–	78,57
6912	1,07	–	0,21	1,07	–	–	40,00
6920	4,07	0,05	1,71	3,82	–	–	70,37
7020	5,31	0,22	1,11	4,65	–	–	70,83
7111	2,65	–	2,65	2,65	–	–	–
7112	11,51	0,09	8,68	10,98	8,86	7,69	49,23
7119	2,85	–	2,13	1,42	–	–	50,00
7120	6,91	–	4,07	6,91	–	–	58,82
7210	9,68	–	9,14	7,53	–	–	38,89
7220	16,46	–	8,23	13,72	–	–	66,67
7311	10,15	–	1,45	10,15	–	–	57,14
7312	16,47	–	14,97	17,96	–	–	63,64
7319	6,38	–	2,55	6,06	–	–	75,00
7320	–	–	–	–	–	–	–
7410	20,00	–	16,00	20,00	–	–	100,00
7420	6,64	–	–	6,64	–	–	50,00
7490	2,71	–	1,63	2,17	–	–	80,00
7500	11,38	–	11,38	9,75	–	–	42,86
7711	5,47	–	3,45	4,89	–	–	42,11
7719	14,48	–	11,59	14,48	–	–	20,00
7721	–	–	–	–	–	–	–
7722	4,07	–	4,07	4,07	–	–	100,00
7723	6,68	–	4,77	7,63	–	–	28,57
7729	8,53	–	8,53	8,53	–	–	50,00
7731	4,67	–	–	4,67	–	–	100,00
7732	12,55	–	9,50	11,87	33,91	27,03	48,65
7733	4,85	–	2,42	4,85	–	–	100,00
7739	21,24	0,35	16,72	20,20	–	–	50,82
7740	4,46	–	1,11	4,46	–	–	75,00
7810	6,29	–	2,45	6,29	–	–	50,00
7820	8,48	0,09	4,97	8,09	8,65	10,20	62,24
7830	3,01	–	1,80	2,71	–	–	30,00
7911	3,73	–	1,86	3,50	–	–	87,50
7912	6,11	–	6,11	6,11	–	–	–
7990	12,67	–	12,67	12,67	–	–	66,67
8011	9,21	–	3,28	8,79	8,30	9,01	54,95
8012	26,93	–	10,94	26,65	–	–	54,17
8020	19,03	–	11,63	18,24	–	–	70,83
8111	6,45	0,28	2,76	5,90	–	–	35,71
8112	6,89	0,03	4,56	6,52	–	–	25,37
8121	6,89	0,16	3,53	5,33	–	–	30,23

Capítulo 80 - Paraná

80.2 - Indicadores de acidentes do trabalho, segundo a Classificação Nacional de Atividades Econômicas (CNAE), dos estabelecimentos localizados no estado do Paraná - 2015

(conclusão)

CNAE	INDICADORES DE ACIDENTES DO TRABALHO						
	Incidência (por 1.000 vínculos)	Incidência de Doenças Ocupacionais (por 1.000 vínculos)	Incidência de Acidentes Típicos (por 1.000 vínculos)	Incidência de Incapacidade Temporária (por 1.000 vínculos)	Taxa de Mortalidade (por 100.000 vínculos)	Taxa de Letalidade (por 1.000 acidentes)	Acidentalidade para a faixa 16 a 34 anos (por 100 acidentes)
8122	6,93	–	3,96	5,94	98,99	142,86	57,14
8129	13,47	0,79	8,72	10,83	–	–	43,14
8130	8,33	0,52	4,17	8,33	–	–	37,50
8211	6,76	0,08	4,17	6,01	12,52	18,52	61,73
8219	5,29	–	3,23	4,85	–	–	63,89
8220	6,71	–	2,28	6,52	–	–	66,04
8230	6,05	–	2,16	5,62	–	–	78,57
8291	4,91	–	1,79	4,69	–	–	70,45
8292	39,26	–	33,90	39,26	–	–	45,45
8299	7,03	0,13	3,80	6,38	12,89	18,35	55,96
8411	5,70	0,03	4,52	4,23	4,30	7,55	26,04
8412	14,24	–	8,97	12,66	52,75	37,04	66,67
8413	–	–	–	–	–	–	–
8423	4,35	–	4,35	4,35	–	–	55,56
8424	4,94	–	4,94	2,82	–	–	42,86
8430	10,83	–	3,61	10,83	–	–	33,33
8511	42,89	–	2,68	42,36	–	–	35,63
8512	3,86	0,14	2,43	3,57	–	–	57,41
8513	6,15	–	4,30	5,47	–	–	34,92
8520	3,03	0,06	2,33	2,74	–	–	31,07
8531	15,94	0,09	11,77	10,68	–	–	43,87
8532	7,06	0,20	4,00	6,31	–	–	48,08
8533	6,05	–	2,02	6,05	–	–	33,33
8541	4,47	–	3,19	3,83	–	–	42,86
8542	3,65	–	–	3,65	–	–	100,00
8550	3,81	–	3,17	3,81	–	–	33,33
8591	2,04	–	1,02	2,04	–	–	100,00
8592	6,04	2,01	4,03	6,04	–	–	66,67
8593	2,18	–	1,21	2,18	–	–	44,44
8599	5,46	0,05	3,61	5,00	4,63	8,47	52,54
8610	62,85	0,04	54,44	24,63	–	–	46,98
8621	12,57	–	8,70	6,77	–	–	53,85
8622	36,31	–	27,23	36,31	–	–	–
8630	8,20	–	5,73	5,67	–	–	54,14
8640	22,03	0,16	18,08	9,00	–	–	69,72
8650	7,94	–	6,26	3,36	–	–	67,31
8660	33,22	–	31,94	23,00	–	–	34,62
8690	19,48	–	17,60	11,94	–	–	35,48
8711	6,85	–	5,14	6,43	–	–	37,50
8712	9,04	–	9,04	4,52	–	–	–
8720	22,00	–	19,06	13,20	–	–	26,67
8730	7,77	–	3,89	7,13	–	–	58,33
8800	28,54	–	22,53	20,35	–	–	42,58
9001	3,59	–	3,59	3,59	–	–	100,00
9101	53,52	–	42,25	39,44	–	–	68,42
9103	94,92	–	87,01	94,92	–	–	58,33
9311	–	–	–	–	–	–	–
9312	11,90	–	8,29	11,54	–	–	31,82
9313	2,83	–	1,21	2,63	–	–	57,14
9319	9,93	–	7,44	9,93	–	–	50,00
9321	25,93	–	21,84	24,56	–	–	73,68
9329	9,36	–	8,84	9,36	52,02	55,56	44,44
9411	6,82	–	3,41	6,39	–	–	43,75
9412	52,53	–	44,12	40,62	–	–	5,33
9420	10,40	0,44	6,42	9,96	–	–	42,55
9430	10,91	0,12	9,15	9,64	–	–	34,21
9491	9,03	–	7,41	8,79	–	–	30,77
9492	87,64	–	–	87,64	–	–	50,00
9493	17,71	–	13,28	17,71	–	–	75,00
9499	17,45	–	13,02	17,45	–	–	41,27
9511	2,32	–	1,74	2,32	–	–	100,00
9512	6,24	–	6,24	6,24	–	–	50,00
9521	11,20	–	7,70	11,20	–	–	75,00
9529	8,58	–	4,62	8,58	–	–	61,54
9601	12,40	–	9,11	11,39	25,31	20,41	42,86
9602	1,86	–	0,93	1,86	–	–	83,33
9603	7,25	–	4,14	5,69	–	–	50,00
9609	2,24	–	1,12	1,96	–	–	62,50
9700	0,82	–	0,51	0,82	–	–	12,50
Outros(1)	36,68	–	21,69	33,81	31,90	8,70	53,04

Fonte: DATAPREV, CAT, SUB, CNIS.

Notas: 1. Os dados são preliminares, estando sujeitos a correções.
2. As atividades econômicas que apresentam valores zerados para os indicadores são aquelas onde não ocorreram acidentes no período.

(1) Englobam as atividades que possuíam número médio de vínculos no ano menor que 100.

Capítulo 81 - Santa Catarina

81.1 - Indicadores de acidentes do trabalho, segundo a Classificação Nacional de Atividades Econômicas (CNAE), dos estabelecimentos localizados no estado de Santa Catarina - 2014

(continua)

CNAE	INDICADORES DE ACIDENTES DO TRABALHO						
	Incidência (por 1.000 vínculos)	Incidência de Doenças Ocupacionais (por 1.000 vínculos)	Incidência de Acidentes Típicos (por 1.000 vínculos)	Incidência de Incapacidade Temporária (por 1.000 vínculos)	Taxa de Mortalidade (por 100.000 vínculos)	Taxa de Letalidade (por 1.000 acidentes)	Acidentalidade para a faixa 16 a 34 anos (por 100 acidentes)
TOTAL	**21,39**	**0,39**	**10,77**	**18,29**	**7,58**	**3,54**	**49,37**
0111	96,32	–	9,86	96,32	75,84	7,87	47,24
0115	19,33	–	19,33	19,33	–	–	16,67
0116	6,59	–	6,59	6,59	–	–	50,00
0119	12,05	–	12,05	12,05	–	–	33,33
0121	1.717,96	–	5,14	1.707,67	–	–	33,83
0122	9,43	–	3,14	9,43	–	–	100,00
0133	15,92	–	15,77	12,50	14,88	9,35	54,21
0139	154,65	–	33,83	154,65	–	–	50,00
0141	22,46	–	22,46	22,46	–	–	20,00
0151	9,43	–	9,43	9,43	–	–	12,50
0154	13,57	–	12,69	13,57	–	–	54,84
0155	25,23	0,79	20,35	18,45	63,09	25,00	63,75
0161	10,40	–	9,60	10,40	–	–	46,15
0162	13,23	1,39	10,45	12,54	–	–	57,89
0163	4,59	–	3,93	4,59	–	–	57,14
0210	15,75	–	15,54	14,70	41,99	26,67	52,00
0230	24,06	–	20,41	21,14	–	–	30,30
0311	9,01	0,53	8,48	9,01	53,00	58,82	41,18
0500	57,77	0,79	51,20	59,08	52,52	9,09	45,00
0600	30,14	–	18,08	12,05	–	–	40,00
0810	18,99	0,33	15,71	18,33	65,48	34,48	50,00
0891	28,05	–	24,04	28,05	–	–	71,43
0892	6,22	–	–	6,22	–	–	–
0899	14,48	–	12,07	12,07	–	–	83,33
0910	38,16	–	28,62	9,54	–	–	75,00
0990	5,90	–	–	5,90	–	–	–
1011	43,14	0,47	40,32	42,20	46,89	10,87	67,39
1012	33,57	4,24	21,13	21,53	3,79	1,13	54,60
1013	19,25	1,11	16,15	16,15	–	–	60,92
1020	41,13	4,00	31,71	39,85	–	–	51,74
1031	–	–	–	–	–	–	–
1032	8,88	–	8,88	8,88	–	–	54,55
1033	21,83	–	19,40	14,55	–	–	88,89
1041	5,58	–	4,19	4,89	–	–	50,00
1051	14,12	–	10,86	14,12	–	–	100,00
1052	18,09	–	15,47	17,44	–	–	77,11
1053	6,77	–	3,76	6,77	–	–	88,89
1061	18,55	0,41	15,25	18,14	41,22	22,22	53,33
1062	17,95	–	13,46	17,95	–	–	50,00
1063	4,71	–	4,71	4,71	–	–	–
1064	6,87	–	6,87	6,87	–	–	100,00
1065	3,36	–	–	3,36	–	–	–
1066	21,01	–	18,52	19,07	27,64	13,16	56,58
1069	14,82	–	11,85	15,80	–	–	53,33
1091	10,51	0,24	8,36	10,03	11,94	11,36	62,50
1092	8,04	–	5,78	7,79	–	–	78,13
1093	4,97	–	4,97	4,97	–	–	100,00
1094	7,85	0,37	6,35	7,10	–	–	66,67
1095	3,80	–	3,80	3,80	–	–	100,00
1096	41,43	1,56	39,86	35,95	–	–	67,92
1099	25,42	–	20,95	18,89	–	–	72,30
1111	33,17	–	18,10	33,17	–	–	63,64
1112	16,37	–	11,69	16,37	–	–	28,57
1113	26,40	–	22,34	14,22	101,55	38,46	84,62
1121	22,45	–	17,27	22,45	–	–	61,54
1122	32,75	–	27,16	32,75	–	–	70,73
1210	24,53	–	20,85	19,63	–	–	70,00
1220	4,52	–	3,02	4,52	–	–	–
1311	23,44	–	18,95	21,94	24,93	10,64	57,45
1313	15,09	–	12,46	15,74	–	–	60,87
1314	12,23	–	11,07	11,07	–	–	66,67
1321	20,38	–	15,29	13,14	26,82	13,16	50,00
1322	12,01	–	8,01	12,01	–	–	100,00
1323	23,33	–	16,42	22,47	–	–	74,07
1330	10,82	–	7,89	9,08	–	–	69,49
1340	23,26	0,24	17,78	18,88	6,09	2,62	56,54
1351	19,34	1,15	15,10	18,48	7,19	3,72	50,19
1352	20,91	–	13,94	13,94	–	–	44,44
1353	39,84	–	34,15	19,35	–	–	54,29
1354	9,05	0,82	6,58	9,05	–	–	72,73
1359	9,91	–	6,85	8,89	–	–	66,18
1411	4,03	–	1,34	3,35	–	–	66,67
1412	4,76	0,07	2,73	4,42	2,93	6,15	62,50
1413	3,08	–	2,47	3,08	–	–	40,00
1414	11,79	–	7,37	10,31	73,67	62,50	62,50
1421	5,63	–	4,23	5,63	–	–	75,00
1422	21,18	–	15,77	8,64	21,61	10,20	51,02
1510	8,72	–	7,13	7,92	–	–	81,82
1521	22,16	1,58	7,91	22,16	–	–	64,29
1529	5,45	–	5,45	3,63	–	–	66,67
1531	5,71	–	3,67	5,71	–	–	50,00
1533	3,81	–	2,18	3,81	–	–	71,43
1539	6,49	–	4,87	6,49	–	–	75,00
1540	5,99	–	4,99	4,99	–	–	50,00
1610	19,98	–	18,45	19,58	8,06	4,03	53,63
1621	17,72	–	16,24	17,72	12,31	6,94	60,42
1622	25,64	–	23,97	24,86	9,83	3,83	59,77

Capítulo 81 - Santa Catarina

81.1 - Indicadores de acidentes do trabalho, segundo a Classificação Nacional de Atividades Econômicas (CNAE), dos estabelecimentos localizados no estado de Santa Catarina - 2014

(continuação)

CNAE	INDICADORES DE ACIDENTES DO TRABALHO						
	Incidência (por 1.000 vínculos)	Incidência de Doenças Ocupacionais (por 1.000 vínculos)	Incidência de Acidentes Típicos (por 1.000 vínculos)	Incidência de Incapacidade Temporária (por 1.000 vínculos)	Taxa de Mortalidade (por 100.000 vínculos)	Taxa de Letalidade (por 1.000 acidentes)	Acidentalidade para a faixa 16 a 34 anos (por 100 acidentes)
1623	18,68	1,38	16,61	17,30	69,19	37,04	66,67
1629	12,33	–	10,75	12,33	15,81	12,82	47,44
1710	7,90	–	7,90	7,90	–	–	100,00
1721	28,26	0,37	24,70	22,98	24,58	8,70	57,39
1722	7,32	–	6,76	6,76	–	–	46,15
1731	21,27	–	17,44	14,99	–	–	60,66
1732	6,06	–	4,04	6,06	–	–	66,67
1733	19,58	–	16,50	16,50	–	–	60,67
1741	106,38	–	5,60	106,38	–	–	32,89
1742	5,82	–	3,49	5,82	–	–	80,00
1749	29,43	–	26,38	18,26	–	–	72,41
1811	30,24	–	6,05	30,24	–	–	36,67
1813	11,11	–	9,11	8,67	–	–	72,00
1821	10,55	–	1,06	6,33	–	–	90,00
1910	162,47	–	40,62	162,47	–	–	47,22
1921	112,15	–	94,90	86,27	–	–	53,85
2013	202,90	–	168,12	191,30	–	–	62,86
2014	7,76	–	–	7,76	–	–	–
2019	34,29	–	27,43	34,29	–	–	60,00
2029	35,11	–	17,56	26,34	–	–	25,00
2031	32,15	–	13,78	32,15	–	–	71,43
2051	10,38	–	5,19	10,38	–	–	100,00
2061	25,98	–	18,34	25,98	–	–	64,71
2062	3,62	–	–	3,62	–	–	50,00
2063	8,42	–	7,37	8,42	–	–	87,50
2071	35,90	–	30,91	35,90	–	–	68,06
2072	28,30	–	21,23	28,30	–	–	–
2073	6,02	–	6,02	6,02	–	–	100,00
2091	49,67	–	32,28	44,70	–	–	50,00
2092	9,41	–	9,41	9,41	–	–	83,33
2093	8,62	–	8,62	8,62	–	–	75,00
2099	30,45	–	23,55	28,15	–	–	79,25
2121	51,09	–	35,54	48,87	–	–	56,52
2122	–	–	–	–	–	–	–
2123	9,07	–	9,07	9,07	–	–	100,00
2212	12,30	–	8,78	12,30	–	–	35,71
2219	31,05	0,81	15,73	30,65	–	–	46,75
2221	43,66	1,25	31,19	43,66	–	–	65,71
2222	27,86	0,19	23,94	26,59	–	–	67,80
2223	25,49	0,19	19,31	16,41	19,31	7,58	56,82
2229	20,15	–	16,67	19,09	10,10	5,01	60,40
2311	68,84	1,17	53,68	63,01	–	–	71,19
2319	19,41	–	15,74	18,36	–	–	62,16
2320	25,57	–	19,67	9,84	–	–	53,85
2330	19,14	0,18	15,93	18,43	–	–	51,16
2341	23,58	–	18,52	16,84	–	–	64,29
2342	45,86	0,51	40,54	26,00	18,98	4,14	63,45
2349	5,28	–	2,46	5,28	–	–	53,33
2391	13,81	–	11,39	14,15	34,52	25,00	52,50
2399	22,49	–	17,99	19,49	–	–	46,67
2422	11,49	–	6,57	6,57	–	–	28,57
2423	64,15	–	59,56	59,56	–	–	78,57
2424	18,73	–	14,05	18,73	–	–	75,00
2431	28,18	–	28,18	26,55	–	–	65,38
2439	12,53	–	8,35	12,53	–	–	66,67
2441	10,10	–	5,05	7,57	–	–	87,50
2449	58,41	–	47,79	58,41	132,76	22,73	59,09
2451	144,12	3,48	133,60	45,01	13,66	0,95	63,46
2452	19,99	–	17,89	19,99	–	–	52,63
2511	31,01	0,63	24,89	27,00	21,10	6,80	70,75
2512	17,12	0,33	13,63	16,46	16,62	9,71	67,96
2513	32,77	4,68	14,05	32,77	–	–	57,14
2521	19,44	–	17,95	19,44	–	–	61,54
2522	56,17	–	22,47	56,17	–	–	50,00
2532	26,63	–	22,68	23,67	–	–	75,31
2539	48,13	–	41,92	36,49	–	–	71,77
2541	12,61	–	12,61	6,31	–	–	100,00
2542	10,98	–	7,06	10,19	–	–	64,29
2543	19,31	–	16,45	13,59	–	–	68,52
2591	59,65	5,42	54,23	54,23	–	–	63,64
2592	20,07	0,51	17,02	18,80	76,23	37,97	58,23
2593	33,59	–	28,37	33,59	74,65	22,22	66,67
2599	21,55	0,14	17,66	20,44	–	–	60,65
2610	4,24	–	0,85	4,24	–	–	20,00
2621	8,76	–	2,92	8,76	–	–	66,67
2622	7,72	–	–	7,72	–	–	100,00
2632	11,42	2,18	7,61	9,25	–	–	57,14
2640	13,74	–	9,81	13,74	–	–	71,43
2651	18,45	–	7,43	18,69	23,96	12,99	87,01
2652	–	–	–	–	–	–	–
2660	22,96	–	13,78	18,37	–	–	80,00
2710	24,04	0,24	16,79	23,96	8,15	3,39	67,12
2722	26,65	1,72	17,19	24,93	171,94	64,52	77,42
2731	13,83	–	8,38	11,31	–	–	60,61
2732	70,73	–	49,51	70,73	–	–	75,00
2733	16,22	–	13,90	15,45	–	–	76,19
2740	8,50	–	7,19	7,85	–	–	76,92
2751	21,22	1,63	14,24	15,01	9,56	4,50	57,66

Capítulo 81 - Santa Catarina

81.1 - Indicadores de acidentes do trabalho, segundo a Classificação Nacional de Atividades Econômicas (CNAE), dos estabelecimentos localizados no estado de Santa Catarina - 2014

(continuação)

CNAE	INDICADORES DE ACIDENTES DO TRABALHO						
	Incidência (por 1.000 vínculos)	Incidência de Doenças Ocupacionais (por 1.000 vínculos)	Incidência de Acidentes Típicos (por 1.000 vínculos)	Incidência de Incapacidade Temporária (por 1.000 vínculos)	Taxa de Mortalidade (por 100.000 vínculos)	Taxa de Letalidade (por 1.000 acidentes)	Acidentalidade para a faixa 16 a 34 anos (por 100 acidentes)
2759	18,65	–	16,27	15,47	–	–	70,21
2790	24,30	0,35	17,61	22,54	–	–	69,57
2811	40,28	–	21,20	40,28	–	–	31,58
2812	15,85	–	11,53	12,25	–	–	68,18
2813	12,96	–	10,56	12,96	–	–	51,85
2814	22,24	0,26	14,61	11,84	–	–	52,07
2815	37,67	–	31,02	35,46	–	–	88,24
2821	27,68	–	9,23	27,68	–	–	33,33
2822	9,91	–	8,49	9,91	70,79	71,43	64,29
2823	9,96	–	8,43	8,81	–	–	53,85
2825	21,29	–	18,92	21,29	–	–	88,89
2829	25,43	0,37	21,34	20,42	–	–	62,77
2831	55,52	–	47,59	47,59	793,13	142,86	57,14
2833	30,90	–	26,77	30,90	15,30	4,95	57,92
2840	21,56	–	15,61	21,56	–	–	62,07
2851	161,88	122,18	36,65	125,23	–	–	78,30
2852	–	–	–	–	–	–	–
2853	15,78	–	15,78	15,78	–	–	66,67
2854	29,54	–	22,15	25,85	–	–	62,50
2861	30,86	–	26,75	30,86	–	–	70,00
2862	19,22	–	15,66	17,80	–	–	53,70
2863	14,23	1,09	9,85	14,23	–	–	46,15
2864	11,52	–	8,64	11,52	–	–	50,00
2865	17,30	–	12,58	17,30	–	–	45,45
2866	23,24	–	13,94	23,24	–	–	80,00
2869	18,82	0,13	15,69	18,70	25,10	13,33	62,67
2910	31,15	–	27,26	11,68	389,36	125,00	81,25
2930	28,05	0,72	24,69	28,29	–	–	69,23
2941	41,79	–	32,26	39,59	–	–	65,50
2943	67,39	–	59,91	67,39	–	–	66,67
2944	7,67	–	7,67	7,67	–	–	50,00
2945	3,05	–	1,74	3,05	–	–	57,14
2949	11,93	–	9,28	11,60	–	–	58,33
2950	9,43	–	8,09	9,43	–	–	42,86
3011	13,83	–	10,76	11,37	15,36	11,11	71,11
3012	25,98	1,79	17,91	25,08	–	–	44,83
3092	19,92	–	15,49	19,92	–	–	72,22
3099	16,27	–	16,27	13,95	–	–	57,14
3101	14,80	–	13,14	14,58	–	–	57,00
3102	29,25	0,86	24,09	29,25	–	–	55,88
3103	10,95	–	5,48	10,95	–	–	50,00
3104	33,38	–	28,44	32,76	61,82	18,52	61,11
3211	–	–	–	–	–	–	–
3212	47,00	–	–	47,00	–	–	50,00
3230	66,19	–	6,79	61,09	–	–	38,46
3240	11,17	–	6,38	11,17	–	–	28,57
3250	10,49	0,55	6,62	9,38	–	–	71,05
3291	13,07	–	6,54	13,07	–	–	50,00
3292	8,46	–	8,46	8,46	–	–	77,78
3299	8,90	–	6,58	8,12	38,69	43,48	73,91
3311	34,84	–	34,84	29,86	–	–	85,71
3312	3,25	–	3,25	2,17	–	–	66,67
3313	8,14	–	8,14	8,14	–	–	50,00
3314	21,77	0,26	18,44	14,86	25,61	11,76	64,71
3317	107,93	1,32	97,40	42,12	–	–	56,10
3319	13,71	1,96	7,84	13,71	–	–	100,00
3321	7,72	–	4,50	7,72	–	–	58,33
3329	5,89	–	3,93	3,93	–	–	–
3512	21,36	–	13,78	18,60	–	–	32,26
3514	23,14	0,95	18,37	18,37	–	–	19,59
3520	–	–	–	–	–	–	–
3600	25,81	0,25	19,30	24,56	–	–	32,04
3701	41,03	–	35,90	41,03	–	–	50,00
3702	15,94	–	7,97	13,28	–	–	83,33
3811	120,85	2,57	105,61	116,91	34,23	2,83	54,25
3812	24,36	–	9,74	19,49	–	–	60,00
3821	34,09	–	34,09	28,41	–	–	50,00
3831	14,06	–	10,54	14,06	–	–	100,00
3832	22,47	–	19,57	22,47	–	–	48,39
3839	40,40	–	36,36	25,86	–	–	54,00
4110	19,67	0,10	14,85	19,46	41,84	21,28	46,81
4120	13,84	0,16	11,09	13,11	12,60	9,10	46,42
4211	27,74	0,50	22,23	26,74	33,43	12,05	51,20
4212	19,71	0,76	16,68	9,85	–	–	57,69
4213	7,81	–	5,21	7,81	–	–	66,67
4221	44,24	0,19	26,70	42,49	–	–	52,42
4222	15,91	–	12,09	14,63	–	–	48,00
4292	15,72	–	12,30	15,72	–	–	56,52
4299	13,53	1,42	9,97	12,82	–	–	31,58
4311	12,45	–	8,30	12,45	–	–	100,00
4312	12,66	–	8,44	12,66	–	–	33,33
4313	13,19	–	11,45	12,94	–	–	37,74
4321	13,77	0,30	10,44	12,56	30,26	21,98	57,14
4322	7,69	–	4,45	7,69	–	–	63,16
4329	20,00	–	16,66	15,83	83,32	41,67	66,67
4330	9,32	0,13	6,66	8,92	–	–	45,71
4391	29,99	1,71	28,27	27,41	–	–	62,86
4399	14,97	–	12,54	14,49	–	–	45,53

Capítulo 81 - Santa Catarina

81.1 - Indicadores de acidentes do trabalho, segundo a Classificação Nacional de Atividades Econômicas (CNAE), dos estabelecimentos localizados no estado de Santa Catarina - 2014

(continuação)

CNAE	INDICADORES DE ACIDENTES DO TRABALHO						
	Incidência (por 1.000 vínculos)	Incidência de Doenças Ocupacionais (por 1.000 vínculos)	Incidência de Acidentes Típicos (por 1.000 vínculos)	Incidência de Incapacidade Temporária (por 1.000 vínculos)	Taxa de Mortalidade (por 100.000 vínculos)	Taxa de Letalidade (por 1.000 acidentes)	Acidentalidade para a faixa 16 a 34 anos (por 100 acidentes)
4511	6,56	0,17	3,90	6,39	16,96	25,86	56,90
4512	497,25	–	17,60	497,25	–	–	49,56
4520	6,80	–	5,06	6,44	7,23	10,64	62,77
4530	8,70	0,22	6,44	8,39	13,32	15,31	63,27
4541	9,64	–	1,66	8,64	–	–	51,72
4543	5,05	–	–	5,05	–	–	100,00
4611	29,95	2,30	20,74	27,65	–	–	61,54
4613	–	–	–	–	–	–	–
4614	–	–	–	3,30	–	–	–
4615	–	–	–	–	–	–	–
4616	–	–	–	–	–	–	–
4617	15,01	–	15,01	5,00	–	–	66,67
4618	2,49	–	2,49	–	–	–	100,00
4619	1,66	–	1,66	1,66	–	–	–
4622	15,03	–	15,03	10,02	–	–	66,67
4623	12,85	–	11,18	12,30	–	–	56,52
4631	3,42	–	–	3,42	–	–	50,00
4632	10,34	–	9,70	10,34	–	–	62,50
4633	7,82	–	5,78	7,82	–	–	73,91
4634	7,49	0,30	4,50	8,09	29,97	40,00	68,00
4635	31,70	–	24,06	27,43	22,49	7,09	78,01
4636	2,82	–	2,82	–	–	–	–
4637	10,32	–	5,80	9,67	32,25	31,25	81,25
4639	6,54	–	3,60	6,71	–	–	70,00
4641	12,70	–	9,68	12,70	–	–	66,67
4642	5,44	–	1,89	4,97	–	–	69,57
4643	7,93	–	3,96	7,93	–	–	50,00
4644	12,18	–	7,97	11,71	–	–	88,46
4645	8,89	–	6,67	8,15	–	–	66,67
4646	3,53	–	2,65	3,53	–	–	75,00
4647	6,66	–	3,99	6,66	–	–	80,00
4649	8,17	–	5,06	7,78	–	–	90,48
4651	6,37	–	2,55	6,37	–	–	40,00
4652	5,75	–	–	5,75	–	–	100,00
4661	5,56	–	3,18	4,76	79,41	142,86	100,00
4662	16,48	–	13,74	16,48	–	–	66,67
4663	6,56	–	5,02	5,79	–	–	52,94
4664	13,43	–	6,72	8,96	–	–	66,67
4665	2,46	–	–	2,46	–	–	–
4669	5,73	0,72	4,29	5,73	–	–	75,00
4671	12,35	–	10,29	11,84	–	–	54,17
4672	16,80	–	13,06	16,80	62,21	37,04	62,96
4673	6,75	–	3,86	6,75	–	–	85,71
4674	22,12	–	22,12	–	–	–	75,00
4679	12,20	–	10,76	10,04	35,87	29,41	52,94
4681	5,64	–	4,23	4,94	–	–	37,50
4682	24,03	–	20,60	10,30	–	–	57,14
4683	14,71	–	13,07	13,89	–	–	91,67
4684	23,62	–	19,45	23,62	–	–	41,18
4685	16,49	–	14,99	9,00	–	–	72,73
4686	11,34	–	8,10	10,53	–	–	71,43
4687	15,45	0,48	13,04	14,97	144,86	93,75	40,63
4689	15,78	–	10,98	9,60	–	–	60,87
4691	14,96	–	10,97	14,96	–	–	73,33
4692	7,05	–	3,52	7,05	–	–	50,00
4693	21,70	–	14,70	20,65	–	–	67,74
4711	12,35	0,09	9,40	11,60	1,45	1,17	66,35
4712	3,09	0,15	2,39	3,01	7,72	25,00	45,00
4713	6,66	0,15	3,55	6,51	–	–	77,78
4721	2,95	0,09	1,57	2,95	9,21	31,25	56,25
4722	2,66	–	1,33	2,66	–	–	75,00
4723	3,50	–	2,33	3,50	–	–	50,00
4724	3,03	–	–	3,03	–	–	60,00
4729	6,35	–	3,69	6,35	–	–	61,29
4731	5,11	0,05	2,44	5,11	9,37	18,35	65,14
4732	–	–	–	–	–	–	–
4741	5,43	–	2,26	4,52	–	–	50,00
4742	6,12	–	4,26	5,86	26,62	43,48	73,91
4743	12,56	0,72	9,33	12,20	–	–	65,71
4744	8,37	0,06	6,60	8,02	12,88	15,38	54,62
4751	5,89	–	3,40	5,67	22,67	38,46	84,62
4752	4,00	–	2,00	4,34	–	–	75,00
4753	9,10	0,13	5,33	9,10	–	–	74,29
4754	3,93	–	2,36	3,80	–	–	61,67
4755	3,36	–	2,16	3,36	–	–	50,00
4756	–	–	–	–	–	–	–
4757	8,17	–	4,67	7,00	–	–	57,14
4759	6,19	–	3,83	6,48	–	–	71,43
4761	1,79	–	0,77	1,79	–	–	100,00
4762	–	–	–	–	–	–	–
4763	3,57	–	1,43	3,57	–	–	100,00
4771	2,93	–	1,25	2,37	–	–	59,52
4772	1,14	–	0,76	1,14	–	–	66,67
4773	8,95	–	4,47	7,45	–	–	100,00
4774	2,71	–	–	2,71	–	–	80,00
4781	1,97	–	1,03	1,82	–	–	69,23
4782	1,30	–	1,08	1,30	–	–	91,67
4783	2,59	–	1,73	2,59	–	–	66,67

Capítulo 81 - Santa Catarina

81.1 - Indicadores de acidentes do trabalho, segundo a Classificação Nacional de Atividades Econômicas (CNAE), dos estabelecimentos localizados no estado de Santa Catarina - 2014

(continuação)

CNAE	INDICADORES DE ACIDENTES DO TRABALHO						
	Incidência (por 1.000 vínculos)	Incidência de Doenças Ocupacionais (por 1.000 vínculos)	Incidência de Acidentes Típicos (por 1.000 vínculos)	Incidência de Incapacidade Temporária (por 1.000 vínculos)	Taxa de Mortalidade (por 100.000 vínculos)	Taxa de Letalidade (por 1.000 acidentes)	Acidentalidade para a faixa 16 a 34 anos (por 100 acidentes)
4784	12,62	–	8,41	10,51	70,09	55,56	50,00
4785	3,28	–	3,28	3,28	–	–	–
4789	6,34	0,05	3,99	6,04	5,12	8,06	69,35
4911	48,51	–	42,45	22,23	–	–	45,83
4921	5,95	0,38	3,39	5,80	–	–	41,77
4922	9,21	0,31	4,91	10,13	30,70	33,33	16,67
4923	–	–	–	–	–	–	–
4924	1,50	–	1,50	1,50	–	–	–
4929	1,29	–	1,29	1,29	–	–	50,00
4930	9,14	0,12	7,09	8,56	24,15	26,43	52,13
4940	17,21	–	17,21	–	–	–	100,00
4950	–	–	–	–	–	–	–
5021	7,91	–	5,27	2,64	–	–	–
5022	3,95	–	–	3,95	–	–	100,00
5030	29,25	–	13,50	24,75	–	–	30,77
5099	9,90	–	–	9,90	–	–	100,00
5111	87,68	–	17,05	87,68	–	–	52,78
5211	40,57	–	31,17	35,38	–	–	64,63
5212	21,75	–	5,67	20,61	–	–	49,57
5221	47,37	–	32,67	47,37	–	–	58,62
5222	9,42	–	–	9,42	–	–	–
5223	8,62	0,48	3,83	7,66	–	–	61,11
5229	19,89	–	11,94	19,89	99,46	50,00	60,00
5231	44,48	0,64	31,13	39,71	31,77	7,14	67,86
5232	18,37	–	1,53	18,37	–	–	16,67
5240	18,94	–	16,71	18,94	–	–	47,06
5250	13,03	–	9,45	8,47	32,57	25,00	65,00
5310	86,11	9,47	66,74	60,84	–	–	35,94
5320	24,97	0,54	13,03	22,25	–	–	52,17
5510	7,15	–	4,91	6,73	–	–	43,22
5590	2,80	–	–	2,80	–	–	50,00
5611	6,15	0,09	4,26	5,89	1,86	3,02	58,91
5612	10,92	2,73	8,19	8,19	–	–	50,00
5620	14,63	–	11,92	13,55	7,74	5,29	42,86
5811	–	–	–	–	–	–	–
5813	6,07	–	6,07	6,07	–	–	100,00
5819	9,19	–	9,19	9,19	–	–	100,00
5821	–	–	–	–	–	–	–
5822	4,01	–	2,01	4,68	–	–	–
5823	5,14	–	–	5,14	–	–	–
5829	3,25	–	3,25	3,25	–	–	100,00
5911	4,33	–	–	4,33	–	–	50,00
5914	2,06	–	–	2,06	–	–	100,00
6010	4,54	–	2,44	3,49	–	–	38,46
6021	8,53	–	3,05	7,92	–	–	50,00
6110	13,24	–	9,93	12,30	–	–	60,71
6120	9,60	–	4,80	9,60	–	–	50,00
6141	23,61	–	8,99	23,61	–	–	71,43
6190	12,71	–	9,18	11,29	–	–	72,22
6201	63,87	–	2,84	63,16	70,97	11,11	35,56
6202	2,57	0,18	0,92	2,38	–	–	57,14
6203	3,65	–	0,96	3,27	–	–	73,68
6204	4,73	–	1,58	2,36	–	–	50,00
6209	2,78	–	1,74	2,43	–	–	75,00
6311	12,02	–	6,01	10,63	–	–	50,00
6319	1,59	–	1,59	1,59	–	–	100,00
6421	11,65	1,79	9,86	3,59	–	–	30,77
6422	11,24	4,50	5,44	7,69	–	–	33,68
6423	3,41	0,24	2,43	2,68	–	–	42,86
6424	1,33	0,15	0,44	1,33	–	–	77,78
6434	7,59	–	–	7,59	–	–	100,00
6436	2,26	–	–	2,26	–	–	100,00
6462	7,49	–	5,62	7,49	–	–	37,50
6463	6,47	–	–	6,47	–	–	100,00
6491	3,87	–	–	–	–	–	–
6492	–	–	–	–	–	–	–
6493	–	–	–	–	–	–	–
6499	3,51	–	–	2,34	–	–	100,00
6511	5,87	5,87	–	5,87	–	–	–
6512	4,51	–	–	4,51	–	–	50,00
6541	4,67	–	–	4,67	–	–	–
6550	13,83	0,32	4,50	9,01	–	–	67,44
6612	5,14	–	–	5,14	–	–	100,00
6613	46,36	–	–	46,36	–	–	63,64
6619	4,98	–	–	4,98	–	–	50,00
6621	8,58	–	–	8,58	–	–	–
6622	0,56	–	–	0,56	–	–	100,00
6629	14,70	–	7,35	7,35	–	–	100,00
6810	11,31	–	9,95	10,40	–	–	52,00
6821	4,13	–	2,63	3,75	–	–	63,64
6822	19,97	–	16,50	19,97	–	–	73,91
6911	1,63	0,27	–	1,63	–	–	50,00
6912	1,89	–	0,47	1,89	–	–	75,00
6920	3,80	0,11	1,30	3,64	–	–	80,00
7020	8,25	–	5,25	6,38	37,51	45,45	45,45
7111	–	–	–	–	–	–	–
7112	7,09	0,11	4,62	6,64	–	–	57,14
7119	2,83	–	0,94	2,83	–	–	66,67

Capítulo 81 - Santa Catarina

81.1 - Indicadores de acidentes do trabalho, segundo a Classificação Nacional de Atividades Econômicas (CNAE), dos estabelecimentos localizados no estado de Santa Catarina - 2014

(conclusão)

CNAE	INDICADORES DE ACIDENTES DO TRABALHO						
	Incidência (por 1.000 vínculos)	Incidência de Doenças Ocupacionais (por 1.000 vínculos)	Incidência de Acidentes Típicos (por 1.000 vínculos)	Incidência de Incapacidade Temporária (por 1.000 vínculos)	Taxa de Mortalidade (por 100.000 vínculos)	Taxa de Letalidade (por 1.000 acidentes)	Acidentalidade para a faixa 16 a 34 anos (por 100 acidentes)
7120	10,64	–	7,10	10,64	–	–	83,33
7210	8,46	–	6,13	7,00	29,17	34,48	34,48
7220	30,52	–	5,09	30,52	–	–	66,67
7311	17,63	–	1,53	17,63	–	–	21,74
7312	11,38	–	5,69	14,22	–	–	50,00
7319	4,40	–	0,73	3,67	–	–	66,67
7420	4,56	–	0,76	4,56	–	–	33,33
7490	4,80	0,40	2,40	4,40	–	–	41,67
7500	2,18	–	2,18	2,18	–	–	–
7711	9,18	–	5,51	9,18	–	–	60,00
7719	–	–	–	–	–	–	–
7721	8,45	–	–	8,45	–	–	100,00
7722	–	–	–	–	–	–	–
7723	6,99	–	4,37	6,99	–	–	37,50
7729	10,03	–	3,34	13,37	–	–	66,67
7731	–	–	–	–	–	–	–
7732	5,11	–	5,11	5,11	–	–	50,00
7733	12,45	–	4,15	12,45	–	–	66,67
7739	6,85	–	5,48	6,17	–	–	60,00
7740	–	–	–	–	–	–	–
7810	6,22	–	3,39	6,22	–	–	36,36
7820	12,04	–	7,31	10,64	–	–	73,21
7830	1,59	0,21	0,69	1,39	–	–	69,57
7911	3,16	–	1,40	3,16	–	–	22,22
7990	15,39	–	–	15,39	–	–	100,00
8011	9,25	0,08	3,48	9,02	11,71	12,66	55,27
8012	35,06	–	11,54	33,78	–	–	62,20
8111	3,90	–	1,46	3,90	–	–	50,00
8112	8,13	–	5,60	7,99	6,66	8,20	36,07
8121	7,24	0,16	4,65	5,71	–	–	30,35
8122	37,46	–	6,61	37,46	–	–	47,06
8129	24,21	–	15,41	20,91	–	–	27,27
8130	33,83	–	9,52	33,83	–	–	59,38
8211	5,13	0,53	1,97	4,34	13,14	25,64	66,67
8219	3,83	–	1,47	3,83	–	–	76,92
8220	6,34	0,19	1,54	6,15	–	–	72,73
8230	3,30	–	1,98	3,30	–	–	60,00
8291	10,33	–	0,52	10,33	–	–	50,00
8292	3,53	–	1,77	1,77	–	–	100,00
8299	3,03	–	1,42	2,78	6,18	20,41	57,14
8411	5,38	0,05	3,86	4,39	4,46	8,30	34,85
8412	0,28	–	0,17	0,28	–	–	60,00
8423	–	–	–	–	–	–	–
8424	7,77	2,59	5,18	7,77	–	–	–
8430	15,71	–	15,71	7,85	–	–	50,00
8511	95,13	–	1,99	94,47	–	–	39,02
8512	3,12	0,18	1,83	2,75	18,35	58,82	29,41
8513	3,89	–	2,62	3,47	–	–	30,43
8520	5,27	–	4,79	4,79	–	–	31,82
8531	4,74	–	2,37	4,29	–	–	53,85
8532	3,75	0,34	1,59	3,63	–	–	33,33
8533	9,35	2,24	6,36	5,61	–	–	40,00
8541	2,57	–	1,93	2,57	–	–	50,00
8542	20,21	5,05	7,58	20,21	–	–	37,50
8550	–	–	–	–	–	–	–
8591	–	–	–	–	–	–	–
8592	–	–	–	–	–	–	–
8593	0,74	–	0,74	0,74	–	–	–
8599	3,77	0,07	2,03	3,12	–	–	51,92
8610	66,25	0,14	56,90	19,50	–	–	57,66
8621	73,01	–	62,48	25,27	–	–	60,58
8630	4,39	–	2,93	3,38	–	–	56,41
8640	10,65	–	6,79	6,39	–	–	67,50
8650	7,87	–	4,72	5,51	–	–	80,00
8660	28,61	–	20,02	8,58	–	–	40,00
8690	39,76	–	33,60	14,00	–	–	52,11
8711	4,64	–	3,98	4,64	–	–	14,29
8720	10,69	–	7,13	7,13	–	–	33,33
8730	8,59	–	5,72	8,59	–	–	66,67
8800	15,82	0,97	11,62	14,85	32,29	20,41	42,86
9001	4,85	–	4,85	4,85	–	–	66,67
9312	10,46	0,45	8,64	11,37	–	–	65,22
9313	2,86	–	1,43	2,29	–	–	40,00
9319	3,52	–	3,52	3,52	–	–	50,00
9321	17,66	–	15,80	15,80	–	–	57,89
9329	4,24	–	3,64	3,64	60,63	142,86	57,14
9411	24,77	0,15	17,28	11,78	–	–	54,32
9412	38,06	–	25,67	28,32	–	–	25,58
9420	4,81	–	2,41	4,47	–	–	64,29
9430	4,59	0,12	2,82	4,12	–	–	37,18
9491	10,70	–	7,13	5,35	–	–	50,00
9492	65,55	–	–	65,55	–	–	35,71
9493	–	–	–	–	–	–	–
9499	26,62	–	22,09	12,51	–	–	54,00
9511	2,16	–	0,72	2,16	–	–	66,67
9512	21,94	–	19,20	21,94	–	–	50,00
9521	6,23	0,57	1,70	5,66	–	–	72,73
9529	7,65	–	5,10	7,65	–	–	77,78
9601	4,99	–	4,22	4,60	38,36	76,92	53,85
9602	2,74	–	1,56	2,35	–	–	57,14
9603	10,64	–	3,55	8,28	–	–	44,44
9609	7,33	–	4,58	7,33	–	–	50,00
Outros(1)	164,01	0,29	32,68	157,00	29,18	1,78	44,84

Fonte: DATAPREV, CAT, SUB, CNIS.

Notas: 1. Os dados são preliminares, estando sujeitos a correções.
2. As atividades econômicas que apresentam valores zerados para os indicadores são aquelas onde não ocorreram acidentes no período.

(1) Englobam as atividades que possuíam número médio de vínculos no ano menor que 100.

Capítulo 81 - Santa Catarina

81.2 - Indicadores de acidentes do trabalho, segundo a Classificação Nacional de Atividades Econômicas (CNAE), dos estabelecimentos localizados no estado de Santa Catarina - 2015

(continua)

CNAE	INDICADORES DE ACIDENTES DO TRABALHO						
	Incidência (por 1.000 vínculos)	Incidência de Doenças Ocupacionais (por 1.000 vínculos)	Incidência de Acidentes Típicos (por 1.000 vínculos)	Incidência de Incapacidade Temporária (por 1.000 vínculos)	Taxa de Mortalidade (por 100.000 vínculos)	Taxa de Letalidade (por 1.000 acidentes)	Acidentalidade para a faixa 16 a 34 anos (por 100 acidentes)
TOTAL	**17,96**	**0,26**	**9,52**	**15,34**	**6,88**	**3,83**	**49,39**
0111	32,43	0,34	2,03	32,43	–	–	34,38
0115	5,40	–	5,40	5,40	–	–	–
0116	0,61	–	0,61	0,61	–	–	–
0119	16,26	–	16,26	16,26	–	–	25,00
0121	323,48	–	2,73	323,48	–	–	38,82
0122	–	–	–	–	–	–	–
0132	–	–	–	–	–	–	–
0133	16,62	–	15,58	13,51	–	–	49,11
0139	43,58	–	4,74	43,58	–	–	43,48
0141	13,24	–	13,24	13,24	–	–	66,67
0151	1,25	–	1,25	1,25	–	–	–
0154	11,54	0,54	10,20	9,93	–	–	53,49
0155	11,33	0,38	9,80	8,02	–	–	50,56
0159	–	–	–	–	–	–	–
0161	2,29	–	1,84	2,06	–	–	40,00
0162	19,14	–	18,48	19,14	65,98	34,48	44,83
0163	10,08	–	9,41	8,07	–	–	66,67
0210	15,15	–	14,73	14,73	42,08	27,78	51,39
0220	2,90	–	–	2,90	–	–	100,00
0230	21,76	–	20,09	21,76	–	–	38,46
0311	4,62	–	4,62	3,96	–	–	28,57
0500	57,74	0,91	50,78	58,64	–	–	51,31
0600	11,46	–	11,46	5,73	–	–	100,00
0810	19,79	0,61	16,44	18,57	–	–	44,62
0891	36,50	–	32,44	36,50	–	–	55,56
0892	5,87	–	5,87	5,87	–	–	–
0899	37,94	–	32,52	35,23	–	–	50,00
0990	12,12	–	12,12	6,06	–	–	–
1011	37,65	1,38	31,68	36,27	45,91	12,20	65,85
1012	26,51	2,98	17,98	15,64	3,72	1,40	56,25
1013	17,77	1,22	14,12	15,09	48,69	27,40	53,42
1020	33,60	1,22	29,17	33,14	15,27	4,55	55,91
1031	14,12	–	–	14,12	–	–	–
1032	8,68	–	6,51	8,68	–	–	87,50
1033	11,57	–	11,57	6,94	–	–	–
1041	6,96	–	6,96	4,64	–	–	11,11
1051	9,92	–	7,94	10,92	99,23	100,00	80,00
1052	17,68	–	15,33	15,97	–	–	59,04
1053	7,05	–	3,53	7,05	–	–	50,00
1061	22,68	0,86	19,69	21,83	–	–	50,94
1062	5,48	–	5,48	4,11	–	–	50,00
1063	8,92	–	4,46	8,92	–	–	100,00
1064	–	–	–	–	–	–	–
1065	3,73	–	–	3,73	–	–	–
1066	21,13	–	17,96	18,23	–	–	61,25
1069	15,44	–	11,88	16,63	118,76	76,92	23,08
1091	5,77	–	4,66	5,49	–	–	65,06
1092	7,74	–	6,19	7,48	–	–	73,33
1093	10,12	–	8,43	10,12	–	–	83,33
1094	16,23	0,30	10,82	13,22	–	–	68,52
1095	6,14	–	2,05	6,14	–	–	33,33
1096	28,68	0,70	26,59	22,39	–	–	68,29
1099	17,73	–	13,86	16,28	16,11	9,09	60,00
1111	3,68	–	–	3,68	–	–	100,00
1112	17,91	–	11,20	17,91	–	–	37,50
1113	29,82	–	23,08	16,35	–	–	80,65
1121	12,75	–	6,38	9,56	–	–	62,50
1122	34,61	–	24,48	34,61	–	–	60,98
1210	20,43	–	15,33	17,03	–	–	41,67
1220	12,32	–	9,24	9,24	–	–	62,50
1311	17,80	–	13,41	17,02	25,79	14,49	52,17
1313	15,87	–	14,65	16,48	–	–	69,23
1314	7,73	–	5,15	7,73	–	–	75,00
1321	16,41	–	13,98	10,33	–	–	50,00
1322	5,67	–	5,67	5,67	–	–	100,00
1323	17,57	–	15,90	15,90	–	–	66,67
1330	9,94	–	6,93	8,44	–	–	52,53
1340	20,22	0,20	14,78	17,20	–	–	62,13
1351	15,87	0,93	11,52	14,40	–	–	49,02
1352	26,80	–	21,44	21,44	–	–	80,00
1353	31,03	–	27,15	14,22	–	–	37,50
1354	12,04	–	4,01	10,43	–	–	40,00
1359	6,93	0,16	5,16	6,93	–	–	74,42
1411	2,16	–	0,90	1,80	–	–	75,00
1412	5,47	0,04	3,43	4,79	2,00	3,65	66,42

Capítulo 81 - Santa Catarina

81.2 - Indicadores de acidentes do trabalho, segundo a Classificação Nacional de Atividades Econômicas (CNAE), dos estabelecimentos localizados no estado de Santa Catarina - 2015

(continuação)

CNAE	INDICADORES DE ACIDENTES DO TRABALHO						
	Incidência (por 1.000 vínculos)	Incidência de Doenças Ocupacionais (por 1.000 vínculos)	Incidência de Acidentes Típicos (por 1.000 vínculos)	Incidência de Incapacidade Temporária (por 1.000 vínculos)	Taxa de Mortalidade (por 100.000 vínculos)	Taxa de Letalidade (por 1.000 acidentes)	Acidentalidade para a faixa 16 a 34 anos (por 100 acidentes)
1413	3,84	–	3,20	3,84	–	–	66,67
1414	4,90	–	4,09	4,90	–	–	66,67
1421	–	–	–	–	–	–	–
1422	10,57	–	7,69	6,41	–	–	69,70
1510	2,73	–	1,82	2,73	–	–	33,33
1521	23,15	–	16,03	19,59	–	–	53,85
1529	4,22	–	–	4,22	–	–	–
1531	3,17	–	1,36	3,17	–	–	71,43
1533	8,38	–	5,03	8,38	–	–	66,67
1539	2,04	–	–	2,04	–	–	100,00
1540	6,25	–	6,25	6,25	–	–	83,33
1610	21,64	0,33	19,91	21,23	8,23	3,80	46,77
1621	16,50	–	15,73	15,60	–	–	53,13
1622	24,38	–	22,34	23,56	20,31	8,33	57,92
1623	21,11	–	20,38	21,11	–	–	51,72
1629	11,77	–	10,52	11,62	–	–	46,67
1710	20,86	–	20,86	20,86	–	–	66,67
1721	32,63	0,24	28,60	23,95	12,22	3,75	55,06
1722	12,06	–	10,91	12,06	–	–	52,38
1731	19,10	–	14,69	13,59	36,73	19,23	51,92
1732	13,61	–	9,72	11,67	–	–	57,14
1733	16,68	–	14,65	13,75	–	–	55,41
1741	54,55	1,36	6,82	53,18	–	–	35,00
1742	6,29	–	5,39	5,39	–	–	57,14
1749	40,94	–	35,98	35,98	–	–	69,70
1811	19,66	–	12,29	19,66	–	–	50,00
1813	11,81	–	9,03	10,19	–	–	68,63
1821	6,68	–	3,34	6,68	–	–	50,00
1822	4,56	–	4,56	4,56	–	–	50,00
1910	85,17	4,48	49,31	85,17	–	–	31,58
2013	27,26	–	23,37	25,96	–	–	57,14
2014	–	–	–	–	–	–	–
2019	36,35	–	36,35	36,35	–	–	33,33
2031	20,25	–	10,13	15,19	–	–	50,00
2051	–	–	–	–	–	–	–
2061	18,97	–	15,81	17,39	–	–	58,33
2062	7,62	–	5,72	5,72	–	–	100,00
2063	7,62	1,09	5,44	7,62	–	–	71,43
2071	28,68	–	21,51	27,65	–	–	66,07
2072	13,39	–	13,39	6,69	–	–	100,00
2073	–	–	–	–	–	–	–
2091	26,13	1,74	12,20	24,39	–	–	86,67
2092	13,09	–	13,09	14,72	163,60	125,00	50,00
2093	4,88	–	2,44	4,88	–	–	100,00
2099	25,74	–	21,06	23,98	–	–	63,64
2121	55,25	–	23,38	53,13	–	–	65,38
2122	8,54	–	8,54	8,54	–	–	100,00
2123	7,85	–	7,85	7,85	–	–	–
2212	16,14	–	14,35	13,45	–	–	66,67
2219	24,37	–	10,03	24,37	47,78	19,61	43,14
2221	34,27	–	28,55	32,84	142,77	41,67	62,50
2222	27,34	0,20	22,69	25,48	–	–	67,15
2223	23,91	0,39	18,62	15,09	–	–	53,28
2229	15,10	0,16	11,73	14,34	21,73	14,39	64,75
2311	33,12	–	26,27	29,70	–	–	79,31
2319	26,24	–	22,89	26,80	–	–	76,60
2320	30,44	–	22,83	24,73	–	–	81,25
2330	17,97	0,18	14,84	16,40	27,65	15,38	49,23
2341	16,05	–	12,48	16,05	–	–	55,56
2342	39,94	0,07	34,70	22,29	6,63	1,66	59,97
2349	7,34	–	5,94	7,34	–	–	80,95
2391	13,72	–	10,29	13,37	–	–	52,50
2399	9,06	–	9,06	9,06	–	–	14,29
2422	9,66	–	6,44	6,44	–	–	100,00
2423	38,87	–	38,87	34,01	–	–	62,50
2424	21,76	–	17,41	21,76	–	–	40,00
2431	39,17	–	37,36	33,75	–	–	72,31
2441	8,04	–	4,82	8,04	–	–	40,00
2449	32,26	–	27,17	32,26	–	–	63,16
2451	119,23	1,06	112,11	31,61	30,32	2,54	61,28
2452	29,23	–	15,94	27,90	–	–	45,45
2511	24,42	–	20,08	22,14	–	–	52,34
2512	15,42	–	12,74	15,25	33,52	21,74	60,87
2513	50,74	–	25,37	50,74	–	–	83,33
2521	25,08	–	22,13	23,60	295,06	117,65	52,94
2522	45,19	–	16,95	43,78	–	–	53,13

Capítulo 81 - Santa Catarina

81.2 - Indicadores de acidentes do trabalho, segundo a Classificação Nacional de Atividades Econômicas (CNAE), dos estabelecimentos localizados no estado de Santa Catarina - 2015

(continuação)

CNAE	INDICADORES DE ACIDENTES DO TRABALHO						
	Incidência (por 1.000 vínculos)	Incidência de Doenças Ocupacionais (por 1.000 vínculos)	Incidência de Acidentes Típicos (por 1.000 vínculos)	Incidência de Incapacidade Temporária (por 1.000 vínculos)	Taxa de Mortalidade (por 100.000 vínculos)	Taxa de Letalidade (por 1.000 acidentes)	Acidentalidade para a faixa 16 a 34 anos (por 100 acidentes)
2532	30,41	–	24,04	26,87	35,36	11,63	66,28
2539	15,42	–	11,47	14,86	–	–	64,63
2542	13,48	0,79	10,31	12,69	–	–	41,18
2543	20,42	0,37	16,33	17,08	–	–	70,91
2591	26,91	–	24,66	24,66	–	–	66,67
2592	12,35	–	10,16	10,98	54,90	44,44	71,11
2593	31,65	–	28,41	30,84	–	–	64,10
2599	19,98	0,15	17,08	19,22	–	–	68,70
2610	3,72	–	1,86	3,72	–	–	75,00
2621	–	–	–	–	–	–	–
2622	23,94	–	6,84	23,94	–	–	71,43
2632	17,64	2,20	11,02	12,12	–	–	68,75
2640	41,03	–	36,92	34,87	–	–	70,00
2651	13,12	0,25	7,06	12,61	–	–	73,08
2652	3,76	–	3,76	3,76	–	–	100,00
2660	9,26	–	9,26	9,26	–	–	100,00
2710	18,63	0,36	12,03	17,64	–	–	66,02
2722	18,40	–	14,02	19,28	–	–	52,38
2731	9,61	–	6,11	4,80	–	–	68,18
2732	20,56	–	15,42	20,56	–	–	43,75
2733	22,82	–	19,44	21,97	–	–	55,56
2740	8,84	–	6,63	8,84	–	–	91,67
2751	16,68	0,36	10,28	12,45	–	–	60,14
2759	17,81	0,45	12,02	10,69	–	–	60,00
2790	15,03	–	10,90	13,15	–	–	67,50
2811	20,74	–	10,37	18,67	–	–	30,00
2812	17,01	0,77	11,59	10,82	–	–	77,27
2813	8,69	–	6,09	8,26	–	–	45,00
2814	17,52	0,15	11,10	10,66	–	–	43,33
2815	26,82	–	26,82	26,82	–	–	63,64
2821	30,20	–	5,03	30,20	–	–	66,67
2822	14,15	–	11,17	12,66	–	–	73,68
2823	11,51	–	11,51	7,67	–	–	81,48
2825	11,76	–	11,76	9,41	–	–	80,00
2829	17,79	0,20	14,82	15,61	–	–	65,56
2831	14,28	–	14,28	14,28	–	–	–
2833	26,83	–	21,91	26,51	15,88	5,92	55,62
2840	20,53	–	17,11	20,53	–	–	66,67
2851	16,79	0,76	15,26	10,68	–	–	54,55
2852	–	–	–	–	–	–	–
2853	14,50	–	14,50	14,50	–	–	80,00
2854	27,55	–	19,68	19,68	–	–	71,43
2861	19,45	–	16,21	17,29	–	–	77,78
2862	14,38	–	11,14	12,58	–	–	47,50
2863	18,85	–	15,08	18,85	–	–	86,67
2864	3,53	–	–	3,53	–	–	–
2865	23,54	–	17,65	22,07	–	–	75,00
2866	4,28	–	4,28	4,28	–	–	100,00
2869	15,97	–	13,67	15,84	–	–	60,80
2910	28,88	–	21,10	13,33	–	–	53,85
2930	30,26	0,30	24,51	29,05	–	–	64,00
2941	33,30	–	29,66	31,90	–	–	47,90
2943	10,14	–	8,45	10,14	–	–	33,33
2944	4,77	–	2,39	4,77	–	–	50,00
2945	5,80	–	2,11	5,53	–	–	86,36
2949	20,14	–	18,46	17,79	–	–	46,67
2950	2,93	–	1,47	2,93	–	–	50,00
3011	24,67	–	19,14	22,46	18,41	7,46	64,18
3012	31,52	2,10	22,06	29,42	–	–	53,33
3091	–	–	–	–	–	–	–
3092	3,87	–	2,58	3,87	–	–	100,00
3099	18,15	–	18,15	18,15	–	–	42,86
3101	12,60	0,11	10,42	12,26	3,75	2,98	56,85
3102	27,98	1,00	21,98	27,98	–	–	67,86
3103	5,23	–	5,23	5,23	–	–	50,00
3104	16,11	–	13,18	16,11	–	–	50,00
3211	–	–	–	–	–	–	–
3212	38,15	–	5,45	38,15	–	–	71,43
3230	49,26	–	3,52	49,26	–	–	39,29
3240	7,72	–	7,72	6,18	–	–	40,00
3250	6,49	–	3,95	6,49	28,21	43,48	43,48
3291	14,09	–	5,63	15,02	–	–	40,00
3292	11,88	–	10,19	11,88	–	–	71,43
3299	5,13	–	3,30	5,49	73,22	142,86	57,14
3311	9,82	–	9,82	9,82	–	–	–
3312	13,33	–	13,33	3,81	–	–	71,43

Capítulo 81 - Santa Catarina

81.2 - Indicadores de acidentes do trabalho, segundo a Classificação Nacional de Atividades Econômicas (CNAE), dos estabelecimentos localizados no estado de Santa Catarina - 2015

(continuação)

CNAE	INDICADORES DE ACIDENTES DO TRABALHO						
	Incidência (por 1.000 vínculos)	Incidência de Doenças Ocupacionais (por 1.000 vínculos)	Incidência de Acidentes Típicos (por 1.000 vínculos)	Incidência de Incapacidade Temporária (por 1.000 vínculos)	Taxa de Mortalidade (por 100.000 vínculos)	Taxa de Letalidade (por 1.000 acidentes)	Acidentalidade para a faixa 16 a 34 anos (por 100 acidentes)
3313	13,19	–	9,42	13,19	–	–	57,14
3314	14,90	0,26	12,02	11,50	–	–	66,67
3317	45,76	–	34,67	41,60	–	–	54,55
3319	23,86	–	19,88	21,87	–	–	83,33
3321	9,47	–	6,31	8,84	–	–	73,33
3329	10,43	–	6,26	8,34	–	–	80,00
3511	63,09	–	21,42	49,78	–	–	42,20
3512	8,30	–	5,54	6,92	–	–	8,33
3514	21,63	–	17,25	16,56	–	–	21,28
3520	–	–	–	–	–	–	–
3600	32,83	0,23	25,09	30,25	–	–	34,29
3701	54,15	–	32,49	54,15	–	–	70,00
3702	17,78	–	17,78	17,78	–	–	20,00
3811	117,15	3,01	104,61	113,47	16,71	1,43	56,35
3812	18,24	–	18,24	18,24	–	–	50,00
3821	39,42	–	39,42	31,54	394,22	100,00	60,00
3831	8,30	–	5,53	8,30	–	–	–
3832	15,85	0,63	13,32	15,85	–	–	40,00
3839	21,09	–	20,18	15,59	–	–	56,52
4110	16,53	0,42	13,99	16,36	42,39	25,64	38,97
4120	12,32	0,11	9,81	11,85	11,28	9,16	45,95
4211	26,22	0,17	23,23	23,40	–	–	48,73
4212	53,69	5,11	43,46	40,90	255,65	47,62	47,62
4213	3,57	–	2,38	3,57	59,48	166,67	16,67
4221	40,68	0,20	22,29	40,29	–	–	48,08
4222	14,62	–	11,37	14,62	–	–	62,96
4292	12,21	–	11,34	12,21	–	–	50,00
4299	12,01	–	8,00	12,01	–	–	40,00
4311	4,94	–	4,94	–	–	–	100,00
4312	19,86	–	19,86	19,86	–	–	80,00
4313	10,96	0,25	7,97	11,21	174,44	159,09	40,91
4321	8,29	0,14	6,08	7,88	27,65	33,33	63,33
4322	6,89	–	4,46	6,89	–	–	64,71
4329	17,51	0,83	10,84	15,01	–	–	61,90
4330	7,06	0,14	4,43	6,92	41,54	58,82	52,94
4391	25,00	–	22,91	23,96	–	–	45,83
4399	12,87	0,36	10,93	12,38	12,14	9,43	48,11
4511	6,88	0,06	4,39	6,64	5,93	8,62	60,34
4512	286,01	–	12,26	286,01	–	–	42,86
4520	6,92	–	4,68	6,70	7,20	10,42	58,33
4530	8,34	0,09	5,32	8,16	4,51	5,41	65,41
4541	9,67	–	2,42	9,67	–	–	78,57
4543	4,99	–	2,50	4,99	–	–	50,00
4611	12,02	–	9,62	12,02	–	–	60,00
4613	–	–	–	–	–	–	–
4614	6,44	–	–	6,44	–	–	100,00
4615	–	–	–	–	–	–	–
4616	7,38	–	7,38	7,38	–	–	100,00
4617	–	–	–	–	–	–	–
4618	9,84	–	4,92	7,38	–	–	50,00
4619	2,83	–	1,42	1,42	–	–	50,00
4622	29,69	–	17,81	23,75	–	–	40,00
4623	12,56	–	8,57	12,28	85,67	68,18	54,55
4631	11,48	–	6,56	9,84	–	–	57,14
4632	9,53	–	8,17	8,85	–	–	64,29
4633	9,45	0,34	7,42	9,11	–	–	39,29
4634	9,72	–	5,18	9,72	32,39	33,33	70,00
4635	29,56	0,45	21,89	26,40	–	–	73,28
4636	–	–	–	–	–	–	–
4637	7,67	0,31	2,45	6,75	–	–	76,00
4639	4,71	–	2,51	4,56	–	–	76,67
4641	4,49	–	3,84	4,49	–	–	71,43
4642	4,14	–	1,81	4,14	–	–	68,75
4643	8,49	–	4,25	8,49	–	–	50,00
4644	11,04	–	5,28	10,56	–	–	43,48
4645	5,97	–	5,97	5,31	–	–	55,56
4646	6,06	–	3,46	4,33	86,59	142,86	71,43
4647	5,43	–	5,43	5,43	–	–	75,00
4649	6,80	–	3,30	6,41	–	–	62,86
4651	3,63	–	–	3,63	–	–	100,00
4652	2,85	–	–	2,85	–	–	–
4661	9,88	–	6,08	8,36	–	–	76,92
4662	8,53	–	8,53	8,53	–	–	33,33
4663	7,18	–	4,91	7,18	–	–	63,16
4664	16,96	–	13,19	13,19	–	–	55,56
4665	4,70	–	4,70	4,70	–	–	50,00

Capítulo 81 - Santa Catarina

81.2 - Indicadores de acidentes do trabalho, segundo a Classificação Nacional de Atividades Econômicas (CNAE), dos estabelecimentos localizados no estado de Santa Catarina - 2015

(continuação)

CNAE	INDICADORES DE ACIDENTES DO TRABALHO						
	Incidência (por 1.000 vínculos)	Incidência de Doenças Ocupacionais (por 1.000 vínculos)	Incidência de Acidentes Típicos (por 1.000 vínculos)	Incidência de Incapacidade Temporária (por 1.000 vínculos)	Taxa de Mortalidade (por 100.000 vínculos)	Taxa de Letalidade (por 1.000 acidentes)	Acidentalidade para a faixa 16 a 34 anos (por 100 acidentes)
4669	10,18	–	7,27	8,73	–	–	85,71
4671	17,11	–	12,83	15,50	–	–	43,75
4672	14,15	–	11,79	11,79	–	–	75,00
4673	5,60	–	0,93	5,60	–	–	66,67
4674	23,54	–	7,85	15,70	–	–	100,00
4679	12,67	–	10,86	12,31	–	–	60,00
4681	0,70	–	0,70	0,70	–	–	–
4682	25,68	–	12,84	12,84	–	–	90,00
4683	11,49	–	7,53	10,30	–	–	68,97
4684	19,88	–	14,08	19,88	–	–	37,50
4685	31,13	–	26,89	31,13	–	–	68,18
4686	12,09	–	10,37	11,23	–	–	78,57
4687	16,23	–	16,23	15,25	49,18	30,30	42,42
4689	8,82	–	6,70	4,94	–	–	52,00
4691	11,67	–	6,42	9,92	58,34	50,00	80,00
4692	9,03	–	7,22	9,03	–	–	40,00
4693	22,98	–	16,76	22,50	47,88	20,83	66,67
4711	14,53	0,06	10,95	13,59	1,47	1,01	63,98
4712	2,77	0,08	1,82	2,77	–	–	54,29
4713	4,73	–	2,37	4,59	–	–	65,63
4721	4,57	–	2,74	4,57	–	–	65,00
4722	4,50	–	3,00	4,50	–	–	33,33
4723	3,87	–	1,66	3,87	–	–	57,14
4724	6,41	–	2,67	5,88	–	–	58,33
4729	5,33	–	3,37	5,33	–	–	63,33
4731	5,68	0,10	2,89	5,54	4,82	8,47	55,08
4732	–	–	–	–	–	–	–
4741	7,93	–	3,27	7,93	–	–	58,82
4742	6,28	–	4,64	6,01	–	–	73,91
4743	10,08	–	6,84	9,72	–	–	78,57
4744	8,04	–	6,08	7,78	6,65	8,26	57,44
4751	2,15	–	0,99	2,15	–	–	84,62
4752	5,08	–	3,05	5,08	–	–	60,00
4753	6,67	–	3,92	6,38	–	–	65,22
4754	4,25	0,07	2,50	4,18	–	–	69,84
4755	1,96	–	0,98	1,96	–	–	62,50
4756	–	–	–	–	–	–	–
4757	9,98	–	6,86	9,98	–	–	93,75
4759	4,23	–	3,33	3,93	–	–	71,43
4761	4,81	–	1,60	4,81	–	–	72,22
4762	–	–	–	–	–	–	–
4763	3,74	–	1,87	3,74	–	–	81,25
4771	2,93	–	1,63	2,45	–	–	74,42
4772	1,08	–	0,36	0,72	–	–	100,00
4773	7,19	–	7,19	2,87	–	–	60,00
4774	2,06	–	0,51	2,06	–	–	75,00
4781	2,51	0,03	1,07	2,54	–	–	70,73
4782	2,92	–	1,84	3,14	10,82	37,04	85,19
4783	2,07	–	1,24	2,48	–	–	20,00
4784	16,30	–	13,59	16,30	–	–	50,00
4785	3,13	–	3,13	3,13	–	–	100,00
4789	5,52	0,16	3,24	5,10	–	–	71,15
4911	46,54	–	42,31	21,16	–	–	68,18
4921	5,56	0,08	3,16	5,26	15,03	27,03	31,08
4922	4,40	–	3,73	4,07	67,76	153,85	46,15
4923	5,58	–	–	–	–	–	–
4924	4,17	–	1,39	4,17	–	–	66,67
4929	2,04	–	2,04	2,04	67,93	333,33	33,33
4930	8,59	0,05	6,26	7,93	32,87	38,28	51,52
4940	46,76	–	46,76	23,38	–	–	12,50
4950	–	–	–	–	–	–	–
5021	6,95	–	4,63	4,63	–	–	66,67
5022	8,75	–	4,37	8,75	–	–	–
5030	44,69	–	22,35	44,69	–	–	33,33
5099	–	–	–	–	–	–	–
5111	48,65	–	9,98	47,41	–	–	53,85
5211	37,90	0,24	25,82	34,11	47,37	12,50	58,75
5212	15,51	–	5,43	15,26	–	–	48,33
5221	42,65	–	28,94	41,12	152,30	35,71	42,86
5222	–	–	–	–	–	–	–
5223	8,51	–	3,13	6,72	–	–	89,47
5229	17,86	–	10,71	17,86	–	–	45,00
5231	31,24	–	22,02	28,27	29,75	9,52	60,00
5232	11,69	–	–	11,69	–	–	42,86
5239	8,08	–	–	8,08	–	–	100,00
5240	22,30	2,23	17,84	18,95	–	–	25,00

Capítulo 81 - Santa Catarina

81.2 - Indicadores de acidentes do trabalho, segundo a Classificação Nacional de Atividades Econômicas (CNAE), dos estabelecimentos localizados no estado de Santa Catarina - 2015

(continuação)

CNAE	INDICADORES DE ACIDENTES DO TRABALHO						
	Incidência (por 1.000 vínculos)	Incidência de Doenças Ocupacionais (por 1.000 vínculos)	Incidência de Acidentes Típicos (por 1.000 vínculos)	Incidência de Incapacidade Temporária (por 1.000 vínculos)	Taxa de Mortalidade (por 100.000 vínculos)	Taxa de Letalidade (por 1.000 acidentes)	Acidentalidade para a faixa 16 a 34 anos (por 100 acidentes)
5250	7,81	–	5,09	4,75	–	–	82,61
5310	104,08	19,91	72,27	67,30	–	–	34,93
5320	23,55	–	14,49	22,34	–	–	61,54
5510	7,15	0,06	4,89	6,64	6,27	8,77	50,88
5590	4,25	1,42	2,83	4,25	–	–	–
5611	5,36	0,09	3,50	5,18	1,81	3,37	56,23
5612	11,64	3,88	7,76	11,64	–	–	–
5620	10,51	0,08	7,90	10,04	–	–	38,35
5811	6,51	–	6,51	6,51	–	–	100,00
5812	9,39	–	7,51	9,39	–	–	80,00
5813	–	–	–	–	–	–	–
5819	–	–	–	–	–	–	–
5822	5,14	–	4,40	4,40	–	–	57,14
5823	–	–	–	–	–	–	–
5829	3,44	–	2,30	3,44	–	–	100,00
5911	–	–	–	–	–	–	–
5914	–	–	–	–	–	–	–
6010	3,10	–	0,34	3,10	–	–	33,33
6021	11,71	–	3,90	11,71	–	–	55,56
6110	17,91	0,43	15,77	18,33	–	–	54,76
6120	22,88	–	11,83	22,88	–	–	68,97
6141	23,44	–	9,38	18,75	–	–	80,00
6190	18,81	–	9,73	14,27	64,88	34,48	68,97
6201	13,71	0,09	1,04	13,71	–	–	33,79
6202	2,73	0,20	0,59	2,54	–	–	64,29
6203	3,75	0,36	1,25	2,68	–	–	61,90
6204	5,11	0,73	0,73	5,11	–	–	71,43
6209	1,28	–	0,43	1,28	–	–	66,67
6311	8,73	–	3,64	8,00	–	–	58,33
6319	–	–	–	–	–	–	–
6421	7,71	1,36	4,54	3,18	–	–	41,18
6422	8,18	2,93	3,42	7,57	12,21	14,93	28,36
6423	3,45	0,49	1,23	3,21	–	–	35,71
6424	1,63	–	0,81	1,63	13,58	83,33	83,33
6434	–	–	–	–	–	–	–
6436	–	–	–	–	–	–	–
6462	4,13	–	2,06	4,13	–	–	50,00
6491	–	–	–	–	–	–	–
6492	–	–	–	–	–	–	–
6493	5,08	–	2,54	5,08	–	–	–
6499	3,30	–	1,65	3,30	–	–	–
6511	13,46	–	–	13,46	–	–	50,00
6512	6,22	–	4,15	6,22	–	–	66,67
6541	13,79	–	9,20	13,79	–	–	33,33
6550	14,28	0,30	5,77	8,20	–	–	72,34
6612	4,71	–	–	4,71	–	–	100,00
6613	25,22	–	–	25,22	–	–	33,33
6619	2,61	–	–	2,61	–	–	–
6621	31,35	–	7,84	31,35	–	–	50,00
6622	1,01	–	–	1,01	–	–	50,00
6629	–	–	–	–	–	–	–
6810	8,90	–	8,09	7,28	–	–	40,91
6821	3,11	–	2,07	2,76	–	–	44,44
6822	13,82	–	6,91	12,84	98,75	71,43	42,86
6911	2,05	–	1,43	2,05	–	–	70,00
6912	2,50	–	–	2,08	–	–	66,67
6920	2,82	0,05	0,89	2,56	–	–	81,48
7020	7,84	–	5,70	5,70	35,65	45,45	18,18
7111	2,43	–	2,43	2,43	–	–	–
7112	8,66	0,24	5,37	8,05	12,20	14,08	52,11
7119	5,77	–	0,96	5,77	96,17	166,67	83,33
7120	7,45	–	4,47	7,45	–	–	60,00
7210	9,10	–	6,50	6,50	–	–	19,05
7220	28,13	–	–	28,13	–	–	71,43
7311	11,29	–	–	11,29	–	–	38,46
7312	10,79	–	10,79	8,10	–	–	75,00
7319	7,49	–	4,99	7,49	–	–	50,00
7410	–	–	–	–	–	–	–
7420	11,47	–	4,92	11,47	–	–	71,43
7490	6,85	0,38	3,43	6,09	–	–	38,89
7500	1,80	–	–	1,80	–	–	–
7711	10,36	–	2,82	9,41	–	–	72,73
7719	–	–	–	–	–	–	–
7721	9,32	–	9,32	9,32	–	–	–
7722	–	–	–	–	–	–	–
7723	5,93	–	5,27	5,93	–	–	66,67

Capítulo 81 - Santa Catarina

81.2 - Indicadores de acidentes do trabalho, segundo a Classificação Nacional de Atividades Econômicas (CNAE), dos estabelecimentos localizados no estado de Santa Catarina - 2015

(conclusão)

CNAE	INDICADORES DE ACIDENTES DO TRABALHO						
	Incidência (por 1.000 vínculos)	Incidência de Doenças Ocupacionais (por 1.000 vínculos)	Incidência de Acidentes Típicos (por 1.000 vínculos)	Incidência de Incapacidade Temporária (por 1.000 vínculos)	Taxa de Mortalidade (por 100.000 vínculos)	Taxa de Letalidade (por 1.000 acidentes)	Acidentalidade para a faixa 16 a 34 anos (por 100 acidentes)
7729	7,69	–	3,85	7,69	–	–	100,00
7731	8,85	–	8,85	8,85	–	–	–
7732	9,91	–	8,26	9,08	–	–	50,00
7733	20,74	–	4,15	20,74	–	–	40,00
7739	11,47	–	9,45	10,80	–	–	58,82
7740	–	–	–	–	–	–	–
7810	11,34	–	–	11,34	–	–	66,67
7820	10,16	0,12	5,80	9,31	–	–	47,62
7830	0,97	–	0,36	0,97	–	–	68,75
7911	1,63	–	0,81	1,63	–	–	66,67
7990	–	–	–	–	–	–	–
8011	9,29	0,04	3,71	8,58	–	–	43,95
8012	35,98	–	13,84	36,77	39,53	10,99	54,95
8020	19,28	–	7,41	16,80	–	–	76,92
8111	6,18	0,82	4,53	6,18	–	–	33,33
8112	6,30	0,06	4,31	6,17	–	–	45,92
8121	6,04	0,07	3,60	4,73	–	–	34,08
8122	31,18	–	6,24	31,18	–	–	33,33
8129	29,50	–	16,72	25,57	–	–	33,33
8130	35,48	–	7,88	35,48	131,39	37,04	29,63
8211	6,10	0,73	2,44	5,25	–	–	56,00
8219	4,57	–	2,00	4,57	–	–	75,00
8220	6,49	–	1,77	5,70	–	–	66,67
8230	7,04	–	4,93	6,34	–	–	70,00
8291	10,49	0,26	0,26	9,97	–	–	50,00
8292	1,45	–	1,45	1,45	–	–	100,00
8299	4,93	–	2,50	4,85	22,75	46,15	58,46
8411	4,83	0,04	3,60	3,94	3,00	6,21	29,04
8412	0,40	–	0,11	0,40	–	–	28,57
8423	3,86	–	2,31	3,86	–	–	60,00
8424	6,69	2,23	2,23	6,69	–	–	–
8430	–	–	–	–	–	–	–
8511	52,94	–	1,23	52,44	–	–	36,74
8512	2,15	–	1,44	2,15	–	–	50,00
8513	3,87	0,15	2,55	3,56	7,73	20,00	28,00
8520	3,73	–	2,74	3,48	–	–	40,00
8531	4,31	0,09	2,75	3,85	–	–	51,06
8532	3,14	–	1,23	2,69	–	–	42,86
8533	11,48	3,59	4,67	6,10	–	–	34,38
8541	3,97	–	3,97	3,97	–	–	16,67
8542	26,94	–	5,99	26,94	–	–	55,56
8550	2,21	0,74	0,74	2,21	–	–	33,33
8591	–	–	–	–	–	–	–
8592	–	–	–	–	–	–	–
8593	2,41	–	1,37	2,06	–	–	57,14
8599	4,40	0,07	2,16	3,13	–	–	47,46
8610	58,59	0,19	50,36	18,83	3,21	0,55	57,21
8621	64,51	0,85	49,23	36,50	–	–	51,32
8630	5,81	–	2,71	4,31	–	–	55,17
8640	10,05	–	6,57	6,06	–	–	57,69
8650	3,59	0,36	2,15	1,44	–	–	80,00
8660	19,34	–	14,50	19,34	–	–	50,00
8690	17,69	–	10,99	9,56	–	–	59,46
8711	4,63	1,16	2,90	4,05	–	–	25,00
8720	9,36	6,24	3,12	9,36	–	–	33,33
8730	5,43	–	4,07	5,43	–	–	100,00
8800	9,05	–	6,78	8,20	–	–	46,88
9001	1,67	–	–	1,67	–	–	–
9312	7,69	0,43	7,27	7,69	–	–	72,22
9313	2,61	0,26	1,57	2,61	–	–	40,00
9319	9,83	–	6,56	9,83	–	–	33,33
9321	23,36	1,95	17,52	22,39	–	–	83,33
9329	4,93	–	3,08	4,93	–	–	37,50
9411	18,67	–	13,58	11,26	–	–	38,84
9412	25,28	–	18,96	18,26	–	–	16,67
9420	4,41	1,36	2,37	4,41	–	–	53,85
9430	5,58	–	4,14	5,27	6,27	11,24	48,31
9491	13,53	0,28	10,43	7,05	–	–	56,25
9492	70,26	–	–	70,26	–	–	60,00
9493	–	–	–	–	–	–	–
9499	30,58	–	24,93	16,29	33,24	10,87	59,78
9511	1,57	–	0,78	1,57	–	–	50,00
9512	11,77	–	8,83	11,77	–	–	75,00
9521	6,31	0,57	2,87	6,31	–	–	81,82
9529	3,74	–	0,94	3,74	–	–	25,00
9601	7,20	–	4,24	6,35	–	–	47,06
9602	2,28	0,38	0,76	1,90	–	–	66,67
9603	8,80	–	6,60	8,80	–	–	62,50
9609	2,41	–	0,60	2,41	–	–	87,50
9700	0,60	–	0,45	0,60	–	–	25,00
Outros(1)	75,61	–	11,63	73,67	–	–	39,93

Fonte: DATAPREV, CAT, SUB, CNIS.

Notas: 1. Os dados são preliminares, estando sujeitos a correções.
2. As atividades econômicas que apresentam valores zerados para os indicadores são aquelas onde não ocorreram acidentes no período.

(1) Englobam as atividades que possuíam número médio de vínculos no ano menor que 100.

Capítulo 82 - Rio Grande do Sul

82.1 - Indicadores de acidentes do trabalho, segundo a Classificação Nacional de Atividades Econômicas (CNAE), dos estabelecimentos localizados no estado do Rio Grande do Sul - 2014

(continua)

CNAE	INDICADORES DE ACIDENTES DO TRABALHO						
	Incidência (por 1.000 vínculos)	Incidência de Doenças Ocupacionais (por 1.000 vínculos)	Incidência de Acidentes Típicos (por 1.000 vínculos)	Incidência de Incapacidade Temporária (por 1.000 vínculos)	Taxa de Mortalidade (por 100.000 vínculos)	Taxa de Letalidade (por 1.000 acidentes)	Acidentalidade para a faixa 16 a 34 anos (por 100 acidentes)
TOTAL	**21,58**	**0,50**	**13,07**	**17,95**	**5,75**	**2,67**	**47,88**
0111	20,88	0,39	13,89	20,59	38,84	18,60	36,28
0115	14,31	–	13,35	14,31	95,38	66,67	40,00
0116	35,89	–	26,92	31,40	–	–	37,50
0119	12,17	–	9,73	12,17	–	–	40,00
0121	600,41	–	14,72	600,41	–	–	35,97
0122	9,83	–	4,92	9,83	–	–	50,00
0131	30,98	–	24,78	30,98	–	–	100,00
0132	3,19	–	–	3,19	–	–	–
0133	5,22	0,10	4,15	5,22	9,66	18,52	46,30
0139	510,78	–	33,17	510,78	–	–	40,26
0141	31,86	–	27,39	27,39	–	–	40,35
0151	14,38	–	13,13	14,53	31,25	21,74	39,13
0152	13,03	–	13,03	13,03	–	–	20,00
0154	26,13	–	22,50	23,95	–	–	36,11
0155	16,58	0,47	14,21	16,11	23,69	14,29	50,00
0159	6,27	–	6,27	6,27	–	–	100,00
0161	19,62	–	16,63	19,62	33,26	16,95	44,07
0162	44,01	–	39,12	44,01	–	–	30,56
0163	13,15	–	9,86	13,15	–	–	62,50
0210	24,50	–	23,74	20,46	–	–	38,14
0230	19,86	–	18,65	18,65	–	–	36,36
0500	49,12	1,20	43,13	28,75	–	–	31,71
0810	18,13	0,17	14,94	17,45	67,13	37,04	50,93
0892	16,72	–	16,72	16,72	–	–	66,67
0899	14,87	–	7,44	11,16	–	–	50,00
0910	18,72	–	14,98	–	–	–	80,00
0990	–	–	–	–	–	–	–
1011	68,25	5,79	59,31	62,84	12,59	1,85	58,49
1012	49,84	2,63	38,38	42,40	–	–	52,46
1013	53,98	8,51	41,76	49,03	–	–	46,99
1020	8,57	–	7,34	8,57	–	–	85,71
1031	6,93	–	6,52	7,74	40,74	58,82	52,94
1032	49,66	–	48,06	46,46	–	–	77,42
1033	21,39	–	20,54	21,39	–	–	64,00
1041	29,42	0,31	23,78	25,66	31,29	10,64	57,45
1051	30,88	–	22,82	19,47	–	–	58,70
1052	24,32	0,15	21,90	19,03	–	–	66,46
1053	7,64	–	6,95	6,25	–	–	54,55
1061	21,27	0,20	18,72	20,87	–	–	50,23
1062	14,24	–	13,15	13,69	–	–	46,15
1066	26,36	1,60	21,55	24,76	–	–	56,52
1069	31,20	–	28,85	31,20	58,88	18,87	62,26
1081	13,25	–	6,62	6,62	–	–	–
1091	22,10	0,30	17,12	20,01	–	–	53,60
1092	11,14	–	10,44	9,75	–	–	62,50
1093	17,70	–	15,41	16,55	22,99	12,99	54,55
1094	9,96	0,30	8,45	10,26	–	–	57,58
1095	9,13	–	9,13	9,13	–	–	33,33
1096	28,49	–	28,49	26,71	–	–	62,50
1099	12,29	0,13	10,55	10,69	13,36	10,87	53,26
1111	23,96	–	7,99	23,96	–	–	33,33
1112	29,95	0,31	26,52	26,52	31,20	10,42	59,38
1113	34,69	0,57	25,59	17,63	–	–	44,26
1121	19,86	–	14,89	18,20	–	–	66,67
1122	53,62	0,22	40,33	49,48	–	–	69,51
1210	13,25	0,75	9,38	10,35	–	–	45,53
1220	17,72	–	13,75	11,61	–	–	60,34
1312	21,84	–	10,92	16,38	–	–	50,00
1313	24,08	–	22,16	24,08	–	–	32,00
1323	15,11	–	12,59	15,11	–	–	33,33
1330	11,85	–	11,85	10,86	–	–	62,50
1340	22,57	–	20,52	22,57	–	–	81,82
1351	1,78	–	1,78	1,78	–	–	50,00
1352	–	–	–	–	–	–	–
1353	6,34	–	6,34	6,34	–	–	–
1354	23,78	1,40	18,89	21,69	–	–	58,82
1359	12,70	0,53	10,05	12,70	–	–	70,83
1411	2,54	–	1,59	2,22	–	–	25,00
1412	5,05	0,31	3,49	4,24	–	–	50,62
1413	3,69	–	1,85	3,69	–	–	50,00
1414	29,63	–	25,24	29,63	–	–	48,15
1422	3,00	0,33	2,33	3,00	–	–	44,44
1510	17,57	–	15,69	17,01	9,40	5,35	45,45
1521	4,79	–	1,92	4,79	–	–	46,67
1529	5,49	–	4,71	5,49	–	–	42,86
1531	5,65	0,08	3,88	5,42	1,34	2,37	57,35
1532	5,13	–	3,42	3,99	–	–	50,00

Capítulo 82 - Rio Grande do Sul

82.1 - Indicadores de acidentes do trabalho, segundo a Classificação Nacional de Atividades Econômicas (CNAE), dos estabelecimentos localizados no estado do Rio Grande do Sul - 2014

(continuação)

CNAE	INDICADORES DE ACIDENTES DO TRABALHO						
	Incidência (por 1.000 vínculos)	Incidência de Doenças Ocupacionais (por 1.000 vínculos)	Incidência de Acidentes Típicos (por 1.000 vínculos)	Incidência de Incapacidade Temporária (por 1.000 vínculos)	Taxa de Mortalidade (por 100.000 vínculos)	Taxa de Letalidade (por 1.000 acidentes)	Acidentalidade para a faixa 16 a 34 anos (por 100 acidentes)
1533	11,45	0,16	8,82	10,96	–	–	68,22
1539	8,06	–	5,29	7,56	–	–	59,38
1540	10,65	0,19	7,75	10,07	9,68	9,09	48,18
1610	23,51	–	21,31	23,51	13,75	5,85	36,26
1621	36,64	0,42	34,11	27,80	–	–	66,67
1622	18,84	0,45	16,59	18,16	–	–	53,57
1623	33,86	–	32,21	32,21	–	–	51,22
1629	21,49	–	19,10	21,49	–	–	51,85
1710	120,01	–	118,59	45,72	–	–	67,86
1721	69,70	–	68,80	65,18	181,05	25,97	57,14
1731	16,23	–	11,29	15,52	–	–	52,17
1732	10,59	–	9,27	9,93	–	–	50,00
1733	28,51	0,35	24,29	27,10	–	–	67,90
1741	38,99	0,67	31,59	37,64	–	–	72,41
1742	21,17	–	18,82	18,82	–	–	55,56
1749	29,84	–	21,00	26,52	–	–	66,67
1811	17,95	–	1,06	17,95	–	–	35,29
1813	12,12	–	9,09	11,23	–	–	69,12
1821	3,62	–	2,41	3,62	–	–	33,33
1830	–	–	–	–	–	–	–
1921	31,30	0,64	24,27	19,16	–	–	51,02
1922	41,65	3,79	34,08	49,23	–	–	63,64
1932	28,38	–	25,54	26,49	–	–	63,33
2013	55,76	–	50,14	22,06	–	–	62,59
2014	14,08	–	10,56	14,08	–	–	75,00
2019	20,23	–	20,23	20,23	–	–	25,00
2021	51,90	1,18	47,18	5,90	–	–	54,55
2029	52,38	–	46,96	38,83	–	–	39,66
2031	23,25	–	20,76	4,98	–	–	50,00
2033	39,51	–	29,63	–	–	–	50,00
2040	79,16	–	63,32	79,16	–	–	66,67
2051	22,45	–	22,45	16,84	–	–	75,00
2052	21,14	–	10,57	21,14	–	–	75,00
2061	15,27	–	14,46	14,46	–	–	57,89
2062	8,70	–	5,80	8,70	–	–	66,67
2063	11,06	–	8,29	11,06	–	–	56,25
2071	24,88	2,31	18,52	19,09	–	–	74,42
2073	69,10	–	69,10	61,42	–	–	77,78
2091	11,14	–	5,06	10,13	–	–	54,55
2092	13,59	–	13,59	20,39	–	–	100,00
2093	19,71	–	15,77	19,71	–	–	40,00
2099	7,98	–	7,51	7,04	–	–	52,94
2121	16,61	–	13,17	14,89	–	–	51,72
2122	3,84	–	–	3,84	–	–	100,00
2211	34,78	1,18	26,53	18,27	–	–	55,08
2212	14,03	0,78	10,13	13,25	–	–	50,00
2219	32,06	–	19,65	30,68	–	–	59,14
2221	20,40	0,97	14,57	19,91	–	–	73,81
2222	23,63	0,30	21,20	19,67	–	–	66,45
2223	22,90	–	15,27	22,90	–	–	66,67
2229	22,12	0,18	19,50	20,93	4,59	2,07	63,28
2311	33,29	–	26,40	35,58	–	–	65,52
2312	19,66	–	19,66	19,66	–	–	50,00
2319	32,12	–	30,23	31,49	–	–	58,82
2320	40,54	–	35,14	18,92	–	–	26,67
2330	21,42	0,24	19,64	20,11	23,80	11,11	55,00
2341	6,83	–	6,83	6,83	–	–	100,00
2342	14,59	0,20	12,79	13,99	19,98	13,70	53,42
2349	11,49	–	8,94	10,22	–	–	66,67
2391	12,52	–	10,10	12,52	–	–	58,06
2392	22,08	–	22,08	22,08	–	–	66,67
2399	12,73	1,27	10,19	11,46	–	–	70,00
2423	26,61	5,05	16,84	6,40	–	–	53,16
2424	18,19	–	18,19	18,19	–	–	33,33
2431	36,89	7,77	27,18	17,48	–	–	26,32
2439	64,80	4,47	58,10	64,80	–	–	65,52
2441	24,85	–	19,88	22,36	–	–	80,00
2449	14,04	–	12,64	11,23	–	–	50,00
2451	39,54	1,46	36,44	37,53	–	–	54,84
2452	18,73	0,94	13,11	18,73	–	–	50,00
2511	50,98	0,41	46,78	27,18	13,52	2,65	57,56
2512	15,78	1,04	12,36	14,30	–	–	60,38
2513	24,39	–	24,39	16,26	–	–	–
2521	30,55	2,96	23,65	29,56	–	–	58,06
2531	60,12	6,84	46,93	54,75	–	–	52,85
2532	20,10	–	18,52	17,34	–	–	58,82
2539	57,84	3,30	50,05	54,55	–	–	62,69
2541	24,20	0,18	22,72	12,38	–	–	63,36
2542	16,97	1,62	14,14	16,16	–	–	59,52

Capítulo 82 - Rio Grande do Sul

82.1 - Indicadores de acidentes do trabalho, segundo a Classificação Nacional de Atividades Econômicas (CNAE), dos estabelecimentos localizados no estado do Rio Grande do Sul - 2014

(continuação)

CNAE	INDICADORES DE ACIDENTES DO TRABALHO						
	Incidência (por 1.000 vínculos)	Incidência de Doenças Ocupacionais (por 1.000 vínculos)	Incidência de Acidentes Típicos (por 1.000 vínculos)	Incidência de Incapacidade Temporária (por 1.000 vínculos)	Taxa de Mortalidade (por 100.000 vínculos)	Taxa de Letalidade (por 1.000 acidentes)	Acidentalidade para a faixa 16 a 34 anos (por 100 acidentes)
2543	23,69	0,15	21,09	13,14	–	–	61,94
2550	73,23	7,07	50,76	62,41	–	–	55,11
2591	92,93	0,73	89,27	51,22	–	–	53,54
2592	14,80	1,27	10,57	14,37	–	–	45,71
2593	16,92	0,43	13,28	16,28	–	–	51,90
2599	28,40	0,99	24,66	25,50	–	–	57,80
2610	21,65	0,84	17,45	21,23	21,02	9,71	67,96
2621	4,59	–	–	4,59	–	–	–
2622	15,37	3,24	10,51	15,37	–	–	78,95
2631	4,33	–	4,33	2,16	–	–	50,00
2632	7,28	1,21	6,07	6,07	–	–	33,33
2640	22,95	12,75	8,50	24,65	–	–	40,74
2651	8,65	1,73	4,15	8,30	–	–	48,00
2660	13,51	–	13,51	13,51	–	–	100,00
2670	13,92	3,48	10,44	13,92	–	–	25,00
2710	16,97	0,83	14,49	15,73	–	–	58,54
2722	24,51	4,09	16,34	24,51	–	–	66,67
2731	16,14	1,28	11,27	12,55	76,85	47,62	55,56
2732	23,05	5,19	12,10	20,17	–	–	52,50
2733	8,54	–	8,54	6,83	–	–	60,00
2740	15,52	–	14,11	12,70	–	–	63,64
2751	34,86	0,79	16,64	33,28	–	–	38,64
2759	6,22	–	1,56	7,78	–	–	50,00
2790	13,92	1,80	9,88	13,47	–	–	64,52
2811	49,94	–	24,97	49,94	–	–	50,00
2812	25,69	0,54	18,19	20,34	–	–	56,25
2813	9,76	–	8,37	7,67	69,72	71,43	50,00
2815	13,01	0,65	9,11	13,01	–	–	50,00
2821	67,43	3,21	64,22	61,01	–	–	42,86
2822	25,36	1,61	20,67	23,61	–	–	56,07
2823	20,76	0,75	17,00	20,26	–	–	60,24
2824	59,63	6,88	48,16	21,79	–	–	48,08
2825	18,38	–	18,38	18,38	–	–	33,33
2829	17,49	0,34	14,58	17,15	–	–	58,82
2831	28,38	5,54	20,42	26,65	–	–	40,24
2833	41,36	1,43	36,66	38,16	3,48	0,84	62,57
2840	32,51	0,53	27,75	18,50	–	–	74,80
2851	26,62	0,99	25,64	8,87	–	–	66,67
2854	26,25	1,01	18,17	26,25	–	–	61,54
2861	17,80	–	15,66	15,66	–	–	52,00
2862	31,10	0,53	27,91	31,64	26,59	8,55	55,56
2864	14,84	0,53	13,25	15,37	–	–	53,57
2865	13,45	–	13,45	13,45	–	–	66,67
2866	24,58	–	24,58	24,58	–	–	37,50
2869	29,83	0,57	27,74	28,12	–	–	58,60
2910	56,05	6,07	38,48	26,77	–	–	69,40
2920	22,06	0,82	18,79	22,87	81,69	37,04	70,37
2930	43,92	1,43	41,01	40,56	–	–	56,52
2941	23,27	2,41	16,85	22,46	–	–	48,28
2942	71,42	11,48	53,05	35,96	–	–	58,93
2943	70,66	2,22	64,24	57,07	–	–	59,09
2944	18,94	2,37	14,99	16,57	–	–	62,50
2945	30,57	1,46	26,20	26,20	–	–	61,90
2949	30,45	0,97	25,76	28,45	–	–	59,41
2950	5,78	–	3,85	5,78	192,59	333,33	33,33
3011	51,51	1,09	44,77	13,29	–	–	66,25
3012	39,45	–	30,99	47,90	281,76	71,43	64,29
3032	167,60	8,38	159,22	134,08	–	–	55,00
3092	10,15	–	5,07	10,15	–	–	75,00
3099	32,18	–	32,18	36,21	–	–	12,50
3101	15,39	0,80	12,80	13,61	–	–	57,46
3102	16,72	0,55	14,15	16,72	–	–	64,84
3103	18,74	–	17,60	16,47	–	–	66,67
3104	26,53	2,41	21,10	23,51	–	–	59,09
3211	3,24	–	2,06	2,65	29,42	90,91	63,64
3212	–	–	–	–	–	–	–
3220	–	–	–	–	–	–	–
3230	62,42	2,23	6,69	60,19	–	–	39,29
3240	7,18	–	4,78	7,18	–	–	33,33
3250	12,24	0,37	8,53	11,13	–	–	75,76
3291	27,01	0,40	19,75	24,18	–	–	61,19
3292	4,48	0,64	2,56	4,48	–	–	71,43
3299	16,37	0,61	14,12	12,89	–	–	72,50
3311	54,71	–	43,77	54,71	–	–	73,33
3312	9,93	–	5,84	6,42	58,39	58,82	52,94
3313	6,66	–	5,55	4,44	–	–	83,33
3314	9,15	–	8,18	7,59	–	–	59,57
3316	71,98	2,14	62,00	68,42	–	–	42,57
3319	17,19	–	15,04	17,19	–	–	62,50
3321	7,67	–	7,08	5,90	–	–	69,23

Capítulo 82 - Rio Grande do Sul

82.1 - Indicadores de acidentes do trabalho, segundo a Classificação Nacional de Atividades Econômicas (CNAE), dos estabelecimentos localizados no estado do Rio Grande do Sul - 2014

(continuação)

CNAE	INDICADORES DE ACIDENTES DO TRABALHO						
	Incidência (por 1.000 vínculos)	Incidência de Doenças Ocupacionais (por 1.000 vínculos)	Incidência de Acidentes Típicos (por 1.000 vínculos)	Incidência de Incapacidade Temporária (por 1.000 vínculos)	Taxa de Mortalidade (por 100.000 vínculos)	Taxa de Letalidade (por 1.000 acidentes)	Acidentalidade para a faixa 16 a 34 anos (por 100 acidentes)
3329	10,88	–	6,80	10,88	–	–	75,00
3512	10,06	0,63	8,81	7,55	–	–	31,25
3514	19,52	0,55	15,65	13,16	–	–	41,84
3520	27,74	–	27,74	16,64	–	–	40,00
3600	36,22	–	33,33	24,66	17,00	4,69	34,27
3702	17,20	–	17,20	14,08	–	–	63,64
3811	68,06	0,35	63,35	66,84	17,45	2,56	58,21
3812	42,64	–	42,64	36,55	–	–	100,00
3821	58,36	–	58,36	55,29	–	–	63,16
3822	12,21	–	6,11	12,21	–	–	–
3831	48,28	3,58	41,13	44,70	–	–	59,26
3832	26,74	–	24,41	26,74	–	–	43,48
3839	16,26	–	16,26	16,26	–	–	80,00
4110	15,75	0,28	14,27	14,62	7,03	4,46	41,07
4120	14,26	0,21	12,22	13,07	10,31	7,23	45,66
4211	26,16	0,16	17,71	21,06	47,86	18,29	43,29
4212	23,90	–	23,16	8,87	–	–	45,36
4213	10,54	0,59	8,20	9,96	–	–	33,33
4221	45,32	0,82	24,65	41,09	46,96	10,36	41,71
4222	10,62	–	10,11	7,08	–	–	61,90
4292	18,54	0,09	16,40	9,00	8,91	4,81	63,46
4299	17,14	0,23	13,76	13,76	45,10	26,32	55,26
4311	22,03	2,75	11,01	19,27	–	–	75,00
4313	13,79	0,27	10,82	12,17	–	–	45,10
4319	3,07	–	1,54	3,07	–	–	50,00
4321	18,73	–	14,28	16,04	11,71	6,25	66,88
4322	11,21	0,25	9,68	10,95	25,47	22,73	54,55
4329	19,18	–	16,87	16,87	–	–	65,52
4330	12,44	0,11	10,89	11,44	11,11	8,93	48,21
4391	14,21	0,89	13,32	13,32	–	–	62,50
4399	13,05	0,23	10,42	12,04	7,72	5,92	51,48
4511	8,29	0,20	5,67	7,79	4,93	5,95	60,71
4512	34,70	–	3,30	34,70	–	–	28,57
4520	9,34	0,63	6,83	8,92	–	–	54,48
4530	8,16	0,31	6,20	7,88	3,43	4,20	66,81
4541	13,91	–	6,18	13,91	–	–	75,56
4543	28,32	–	–	28,32	–	–	60,00
4611	13,90	–	9,93	13,90	–	–	71,43
4612	5,83	–	5,83	5,83	–	–	–
4613	6,77	–	6,77	6,77	–	–	100,00
4614	–	–	–	–	–	–	–
4615	–	–	–	–	–	–	–
4616	–	–	–	–	–	–	–
4617	4,36	–	1,45	4,36	–	–	66,67
4618	1,95	–	–	1,95	–	–	100,00
4619	3,43	–	1,37	3,43	–	–	60,00
4622	13,68	–	11,13	13,68	36,48	26,67	49,33
4623	17,69	–	15,20	16,08	29,23	16,53	49,59
4631	6,67	–	4,17	6,67	–	–	75,00
4632	14,39	–	13,19	13,49	29,98	20,83	45,83
4633	8,03	–	7,03	8,03	33,47	41,67	75,00
4634	10,29	–	8,67	10,29	54,18	52,63	68,42
4635	27,75	0,56	23,46	23,09	–	–	76,51
4636	8,08	–	5,65	6,46	–	–	70,00
4637	10,17	–	7,63	10,17	–	–	77,78
4639	11,04	–	7,58	10,78	26,61	24,10	72,29
4641	9,09	–	9,09	7,58	–	–	66,67
4642	2,63	–	1,75	2,19	43,80	166,67	83,33
4643	8,71	–	8,71	8,71	–	–	80,00
4644	6,82	–	5,28	6,16	–	–	67,74
4645	4,62	–	1,54	4,62	–	–	33,33
4646	5,15	0,51	2,57	4,63	–	–	50,00
4647	11,80	0,69	7,63	9,02	69,40	58,82	47,06
4649	6,82	0,68	4,32	6,37	–	–	46,67
4651	1,06	–	–	1,06	–	–	100,00
4652	7,85	–	6,28	7,85	–	–	100,00
4661	17,34	0,30	16,45	15,25	–	–	77,59
4662	28,99	–	17,39	28,99	–	–	40,00
4663	8,04	–	6,25	6,70	–	–	66,67
4664	8,04	2,68	–	10,72	–	–	66,67
4665	7,75	–	3,87	7,75	–	–	62,50
4669	4,28	–	2,57	4,28	–	–	40,00
4671	11,14	0,86	10,29	11,14	–	–	38,46
4672	19,51	–	15,83	19,14	–	–	71,70
4673	5,65	–	1,41	5,65	–	–	75,00
4679	12,48	0,46	10,17	11,55	–	–	48,15
4681	7,07	–	5,56	5,05	–	–	57,14
4682	56,93	2,89	43,42	43,42	–	–	57,63
4683	5,42	–	4,59	4,59	–	–	38,46

Capítulo 82 - Rio Grande do Sul

82.1 - Indicadores de acidentes do trabalho, segundo a Classificação Nacional de Atividades Econômicas (CNAE), dos estabelecimentos localizados no estado do Rio Grande do Sul - 2014

(continuação)

CNAE	INDICADORES DE ACIDENTES DO TRABALHO						
	Incidência (por 1.000 vínculos)	Incidência de Doenças Ocupacionais (por 1.000 vínculos)	Incidência de Acidentes Típicos (por 1.000 vínculos)	Incidência de Incapacidade Temporária (por 1.000 vínculos)	Taxa de Mortalidade (por 100.000 vínculos)	Taxa de Letalidade (por 1.000 acidentes)	Acidentalidade para a faixa 16 a 34 anos (por 100 acidentes)
4684	3,04	–	3,04	2,02	–	–	33,33
4685	22,39	–	20,79	18,40	–	–	50,00
4686	6,14	–	4,10	6,14	102,38	166,67	33,33
4687	25,73	–	23,95	22,62	44,36	17,24	58,62
4689	14,89	–	13,85	14,19	–	–	56,98
4691	22,03	0,37	16,05	11,57	37,34	16,95	66,10
4692	10,62	–	10,62	9,30	–	–	50,00
4693	16,57	0,35	14,15	15,53	34,51	20,83	54,17
4711	16,22	0,22	13,44	13,97	2,13	1,31	65,88
4712	4,11	0,12	2,79	3,99	3,99	9,71	39,81
4713	5,82	–	3,69	5,43	9,70	16,67	68,33
4721	5,09	0,23	3,99	4,70	–	–	60,00
4722	7,50	–	6,25	7,19	–	–	50,00
4723	6,08	–	3,74	6,08	–	–	53,85
4724	6,09	–	3,75	6,09	–	–	61,54
4729	4,93	0,17	3,57	4,76	–	–	65,52
4731	6,23	0,03	3,79	6,16	3,30	5,29	62,96
4732	9,94	–	4,97	9,94	–	–	50,00
4741	4,75	–	2,85	4,43	–	–	73,33
4742	5,91	–	4,65	5,49	21,12	35,71	60,71
4743	16,20	–	14,62	14,62	–	–	70,73
4744	9,80	0,10	8,11	9,05	5,12	5,22	54,31
4751	4,46	0,15	2,46	4,15	15,36	34,48	75,86
4752	3,67	–	1,94	3,02	21,58	58,82	47,06
4753	5,59	0,17	3,08	5,42	16,77	30,00	72,00
4754	3,66	0,12	2,21	3,61	–	–	66,67
4755	3,16	0,19	1,49	2,98	–	–	76,47
4756	8,43	–	5,62	8,43	–	–	66,67
4757	7,78	–	5,04	7,78	45,78	58,82	88,24
4759	7,79	0,26	5,24	7,03	–	–	75,41
4761	3,00	–	1,83	3,00	–	–	60,87
4762	2,76	1,38	1,38	2,76	–	–	50,00
4763	5,78	–	2,78	5,78	–	–	81,48
4771	5,81	0,22	3,38	5,11	–	–	66,83
4772	3,68	0,25	1,96	3,68	–	–	53,33
4773	1,45	–	0,73	0,73	–	–	50,00
4774	2,51	–	0,84	2,23	–	–	55,56
4781	3,43	0,06	1,90	3,10	–	–	63,43
4782	4,04	0,31	2,49	4,04	–	–	73,08
4783	2,06	–	0,29	2,06	–	–	42,86
4784	13,55	0,40	10,37	12,76	–	–	50,00
4785	13,82	–	5,53	13,82	–	–	60,00
4789	7,08	0,06	5,21	6,57	3,17	4,48	62,33
4911	56,13	–	52,33	24,74	–	–	66,10
4912	48,40	0,90	36,75	37,65	–	–	37,04
4921	26,83	0,43	20,61	26,37	6,54	2,44	36,22
4922	9,92	0,13	8,34	9,53	26,46	26,67	38,67
4923	12,08	–	4,97	12,08	–	–	64,71
4924	2,57	–	1,28	2,57	–	–	25,00
4929	3,58	0,16	2,60	3,42	–	–	27,27
4930	14,73	0,12	12,06	13,16	22,20	15,07	53,58
4940	147,24	–	138,04	18,40	–	–	37,50
5021	31,18	–	26,73	29,70	148,48	47,62	38,10
5030	26,26	–	4,78	26,26	–	–	18,18
5091	–	–	–	–	–	–	–
5111	30,64	–	10,58	30,08	–	–	52,73
5211	26,96	0,60	19,77	23,37	29,96	11,11	62,22
5212	36,60	–	6,34	36,11	–	–	49,33
5221	39,70	–	24,06	36,09	120,29	30,30	54,55
5222	1,24	–	–	1,24	–	–	100,00
5223	10,19	0,24	6,40	9,48	–	–	72,09
5229	13,89	0,45	8,51	13,89	44,80	32,26	54,84
5231	23,82	0,82	13,96	17,25	–	–	51,72
5232	30,71	–	14,83	29,65	–	–	48,28
5240	22,23	–	16,51	19,69	–	–	48,57
5250	37,90	0,37	36,78	17,46	37,15	9,80	54,90
5310	60,30	8,51	41,87	48,31	–	–	29,29
5320	26,96	–	20,01	25,73	–	–	60,61
5510	6,99	0,17	4,96	6,37	–	–	40,32
5590	3,82	1,27	2,55	3,19	–	–	50,00
5611	7,98	0,15	6,18	7,85	4,16	5,21	59,55
5612	6,70	–	1,68	6,70	–	–	75,00
5620	23,56	0,27	19,99	16,00	–	–	34,69
5811	–	–	–	–	–	–	–
5813	9,63	–	4,82	4,82	–	–	100,00
5819	5,25	–	5,25	5,25	–	–	100,00
5821	22,92	–	20,63	20,63	–	–	80,00
5822	8,19	–	6,24	8,00	–	–	47,62
5823	16,77	–	8,38	16,77	–	–	50,00

Capítulo 82 - Rio Grande do Sul

82.1 - Indicadores de acidentes do trabalho, segundo a Classificação Nacional de Atividades Econômicas (CNAE), dos estabelecimentos localizados no estado do Rio Grande do Sul - 2014

(continuação)

CNAE	INDICADORES DE ACIDENTES DO TRABALHO						
	Incidência (por 1.000 vínculos)	Incidência de Doenças Ocupacionais (por 1.000 vínculos)	Incidência de Acidentes Típicos (por 1.000 vínculos)	Incidência de Incapacidade Temporária (por 1.000 vínculos)	Taxa de Mortalidade (por 100.000 vínculos)	Taxa de Letalidade (por 1.000 acidentes)	Acidentalidade para a faixa 16 a 34 anos (por 100 acidentes)
5829	4,70	0,52	3,14	4,70	–	–	55,56
5911	2,00	–	2,00	2,00	–	–	100,00
5912	–	–	–	–	–	–	–
5914	7,97	–	6,64	7,97	–	–	50,00
5920	–	–	–	–	–	–	–
6010	1,97	–	0,72	1,97	–	–	18,18
6021	3,68	–	1,84	3,31	–	–	30,00
6110	9,45	1,35	6,41	8,78	–	–	78,57
6120	8,96	1,92	2,56	9,60	–	–	78,57
6141	23,97	–	14,65	23,97	–	–	80,56
6190	8,79	0,46	5,55	8,33	46,26	52,63	78,95
6201	142,38	–	–	142,38	–	–	20,35
6202	–	–	–	–	–	–	–
6203	1,06	–	0,35	0,71	–	–	66,67
6204	2,75	0,21	1,27	1,90	–	–	46,15
6209	5,02	0,72	1,43	4,30	–	–	65,71
6311	9,19	0,16	3,12	7,88	–	–	50,00
6319	1,56	–	1,56	–	–	–	100,00
6399	–	–	–	–	–	–	–
6421	19,81	9,99	8,61	15,51	–	–	33,04
6422	17,16	7,63	7,10	14,40	5,30	3,09	35,49
6423	4,16	0,45	2,08	3,42	14,86	35,71	28,57
6424	1,49	0,23	0,91	1,37	11,43	76,92	46,15
6431	5,37	–	5,37	5,37	–	–	50,00
6433	–	–	–	–	–	–	–
6434	–	–	–	–	–	–	–
6436	7,30	–	6,09	1,22	–	–	33,33
6450	–	–	–	–	–	–	–
6462	11,11	–	7,78	8,89	111,14	100,00	40,00
6463	–	–	–	–	–	–	–
6491	–	–	–	–	–	–	–
6493	2,94	–	1,47	2,94	–	–	100,00
6499	3,16	–	–	3,16	–	–	–
6511	8,04	–	4,02	4,02	–	–	50,00
6512	2,72	–	2,72	2,72	–	–	100,00
6541	–	–	–	–	–	–	–
6542	–	–	–	–	–	–	–
6550	12,87	0,92	7,35	9,92	–	–	57,14
6612	–	–	–	–	–	–	–
6613	5,89	–	1,47	4,42	–	–	75,00
6619	2,36	–	1,18	1,18	–	–	100,00
6621	8,26	–	–	8,26	–	–	100,00
6622	1,84	–	0,37	1,84	–	–	40,00
6629	2,37	–	–	2,37	–	–	100,00
6630	108,82	–	–	108,82	–	–	27,27
6810	6,32	–	5,06	5,06	42,16	66,67	60,00
6821	4,32	–	2,94	4,32	–	–	54,55
6822	5,82	–	4,48	5,37	–	–	46,15
6911	2,64	–	1,59	2,51	–	–	85,00
6912	1,26	–	0,75	1,00	–	–	40,00
6920	2,08	–	0,78	1,93	–	–	70,00
7020	1,88	0,31	1,25	1,56	–	–	66,67
7111	9,46	–	3,15	11,04	–	–	83,33
7112	17,91	0,22	14,19	15,07	10,92	6,10	61,59
7119	5,10	–	4,37	2,91	–	–	57,14
7120	7,74	–	5,81	7,74	–	–	37,50
7210	22,01	1,38	17,19	15,13	–	–	28,13
7220	45,13	–	26,55	31,86	–	–	47,06
7311	4,14	–	–	4,14	–	–	57,14
7312	11,74	–	11,74	8,80	–	–	50,00
7319	12,06	0,34	5,51	12,41	–	–	62,86
7320	45,18	–	27,11	45,18	–	–	40,00
7420	9,68	–	3,03	8,47	–	–	56,25
7490	5,91	–	4,52	4,87	–	–	70,59
7500	7,48	–	2,49	4,99	–	–	66,67
7711	2,37	–	0,59	2,37	–	–	50,00
7719	18,67	–	18,67	18,67	–	–	33,33
7722	–	–	–	–	–	–	–
7723	7,07	–	5,89	7,07	–	–	33,33
7729	6,77	–	6,77	6,77	–	–	–
7731	6,47	–	6,47	6,47	–	–	–
7732	17,88	–	15,64	17,13	–	–	58,33
7733	5,87	–	1,96	5,87	–	–	66,67
7739	14,35	–	10,00	13,48	–	–	60,61
7740	–	–	–	–	–	–	–
7810	8,12	0,43	2,56	8,12	–	–	42,11
7820	5,93	–	1,91	5,45	–	–	67,74
7830	7,08	–	3,86	7,08	–	–	54,55
7911	1,59	–	0,68	1,59	–	–	42,86

Capítulo 82 - Rio Grande do Sul

82.1 - Indicadores de acidentes do trabalho, segundo a Classificação Nacional de Atividades Econômicas (CNAE), dos estabelecimentos localizados no estado do Rio Grande do Sul - 2014

(conclusão)

CNAE	INDICADORES DE ACIDENTES DO TRABALHO						
	Incidência (por 1.000 vínculos)	Incidência de Doenças Ocupacionais (por 1.000 vínculos)	Incidência de Acidentes Típicos (por 1.000 vínculos)	Incidência de Incapacidade Temporária (por 1.000 vínculos)	Taxa de Mortalidade (por 100.000 vínculos)	Taxa de Letalidade (por 1.000 acidentes)	Acidentalidade para a faixa 16 a 34 anos (por 100 acidentes)
8011	5,06	–	1,68	4,86	17,66	34,88	47,67
8012	34,32	0,26	20,90	30,97	25,80	7,52	48,12
8111	4,43	0,07	2,11	4,29	–	–	45,90
8112	7,87	0,14	6,00	6,96	–	–	37,57
8121	5,70	0,12	2,98	5,29	2,89	5,08	38,58
8122	7,68	–	5,76	7,68	–	–	75,00
8129	14,82	0,12	11,78	12,95	–	–	50,39
8130	21,28	–	7,98	21,28	–	–	62,50
8211	3,66	0,12	1,71	3,29	–	–	50,00
8219	2,62	–	1,61	2,22	–	–	53,85
8220	3,64	0,29	0,48	3,64	–	–	73,68
8230	5,68	–	4,13	5,68	–	–	72,73
8291	6,35	–	1,50	5,85	–	–	63,16
8292	3,65	–	3,65	3,65	–	–	100,00
8299	6,92	0,05	3,49	5,28	–	–	56,49
8411	5,13	0,06	4,00	3,92	2,49	4,86	30,47
8412	0,69	–	0,56	0,69	–	–	20,00
8413	32,14	–	28,12	32,14	–	–	12,50
8423	12,40	–	12,40	12,40	–	–	–
8424	10,53	–	10,53	10,53	–	–	28,57
8430	6,09	–	6,09	6,09	–	–	–
8511	59,61	0,22	3,69	59,28	–	–	31,88
8512	4,95	0,51	3,41	4,78	–	–	48,28
8513	4,88	–	2,95	4,14	–	–	24,53
8520	7,49	0,29	6,40	6,55	–	–	35,92
8531	7,85	0,11	5,41	6,31	5,30	6,76	37,84
8532	11,46	0,28	8,27	10,28	–	–	47,88
8533	1,23	–	1,23	1,23	–	–	100,00
8541	3,80	–	3,52	3,52	–	–	35,71
8542	11,79	–	5,90	11,79	–	–	50,00
8550	5,84	–	4,38	5,84	–	–	–
8591	4,00	–	4,00	4,00	–	–	–
8592	–	–	–	–	–	–	–
8593	2,63	–	1,17	2,63	–	–	66,67
8599	5,88	–	3,60	4,56	10,60	18,02	58,56
8610	74,86	0,74	62,86	31,33	2,00	0,27	47,34
8621	32,68	–	24,51	28,59	–	–	50,00
8622	17,83	–	8,92	17,83	–	–	100,00
8630	14,10	0,35	11,39	7,02	–	–	42,36
8640	14,03	0,40	10,26	8,58	–	–	54,86
8650	4,53	–	1,65	4,53	–	–	63,64
8660	6,41	1,28	3,84	1,28	–	–	40,00
8690	44,40	–	38,10	13,43	–	–	54,94
8711	9,39	0,49	6,92	9,15	–	–	34,21
8712	25,78	–	6,44	6,44	–	–	50,00
8720	4,14	–	2,07	4,14	–	–	50,00
8730	19,47	–	14,77	16,11	–	–	26,44
8800	11,59	0,11	9,53	9,53	–	–	47,66
9001	4,47	–	3,35	3,35	–	–	50,00
9103	48,74	–	48,74	44,31	–	–	27,27
9311	17,15	–	8,57	17,15	–	–	75,00
9312	7,87	0,15	6,81	7,41	–	–	44,23
9313	2,26	0,28	1,69	1,69	–	–	50,00
9319	7,16	–	7,16	7,16	–	–	100,00
9321	10,12	–	6,75	7,87	–	–	77,78
9329	4,12	1,18	2,95	4,12	–	–	28,57
9411	3,33	–	1,43	1,90	–	–	42,86
9412	13,28	–	5,69	12,65	63,25	47,62	19,05
9420	7,04	0,15	4,55	6,31	–	–	54,17
9430	6,17	0,19	4,97	4,92	–	–	24,81
9491	12,08	0,32	10,47	11,27	–	–	33,33
9492	97,79	–	–	97,79	–	–	55,00
9493	11,20	–	11,20	11,20	–	–	100,00
9499	8,29	0,46	5,07	8,29	–	–	50,00
9511	5,83	0,90	4,03	5,38	–	–	30,77
9512	16,67	–	13,34	16,67	–	–	40,00
9521	4,43	–	3,88	4,43	–	–	62,50
9529	11,58	–	9,75	10,36	–	–	68,42
9601	6,17	–	5,08	6,53	–	–	41,18
9602	1,38	–	–	1,38	–	–	75,00
9603	7,91	–	7,35	5,65	–	–	64,29
9609	4,63	0,42	2,52	4,63	–	–	63,64
Outros(1)	135,40	1,39	34,27	130,11	55,72	4,12	46,50

Fonte: DATAPREV, CAT, SUB, CNIS.

Notas: 1. Os dados são preliminares, estando sujeitos a correções.
2. As atividades econômicas que apresentam valores zerados para os indicadores são aquelas onde não ocorreram acidentes no período.

(1) Englobam as atividades que possuíam número médio de vínculos no ano menor que 100.

Capítulo 82 - Rio Grande do Sul

82.2 - Indicadores de acidentes do trabalho, segundo a Classificação Nacional de Atividades Econômicas (CNAE), dos estabelecimentos localizados no estado do Rio Grande do Sul - 2015

(continua)

CNAE	INDICADORES DE ACIDENTES DO TRABALHO						
	Incidência (por 1.000 vínculos)	Incidência de Doenças Ocupacionais (por 1.000 vínculos)	Incidência de Acidentes Típicos (por 1.000 vínculos)	Incidência de Incapacidade Temporária (por 1.000 vínculos)	Taxa de Mortalidade (por 100.000 vínculos)	Taxa de Letalidade (por 1.000 acidentes)	Acidentalidade para a faixa 16 a 34 anos (por 100 acidentes)
TOTAL	**19,16**	**0,41**	**12,02**	**15,68**	**5,38**	**2,81**	**46,39**
0111	9,59	0,05	5,09	9,50	–	–	38,39
0115	7,65	–	6,00	7,86	82,69	108,11	37,84
0116	–	–	–	–	–	–	–
0119	7,53	–	6,46	7,53	–	–	–
0121	151,72	–	1,81	151,72	–	–	34,66
0122	6,14	–	6,14	6,14	–	–	50,00
0131	5,56	–	5,56	5,56	–	–	–
0132	5,21	–	5,21	5,21	–	–	33,33
0133	7,62	–	7,23	7,32	–	–	52,56
0139	85,92	–	7,41	85,92	–	–	37,93
0141	44,84	0,70	41,34	43,44	–	–	29,69
0151	5,13	–	4,96	5,13	8,85	17,24	44,83
0152	11,00	–	9,43	11,00	–	–	14,29
0153	–	–	–	–	–	–	–
0154	20,48	–	17,49	19,20	–	–	47,92
0155	10,35	0,18	9,61	9,05	–	–	48,21
0159	2,93	–	2,93	2,93	–	–	100,00
0161	5,60	0,22	4,42	5,71	10,77	19,23	44,23
0162	18,37	–	14,38	18,37	–	–	43,48
0163	14,45	1,45	13,01	13,01	144,53	100,00	50,00
0210	23,47	–	22,78	19,56	23,01	9,80	49,02
0220	2,64	–	2,64	2,64	264,26	1.000,00	–
0230	21,27	–	19,88	20,34	46,23	21,74	58,70
0311	–	–	–	–	–	–	–
0322	8,36	–	8,36	8,36	–	–	–
0500	52,07	5,92	44,97	35,50	–	–	34,09
0810	19,21	0,18	16,72	17,96	–	–	36,11
0892	12,13	–	6,06	12,13	–	–	–
0899	–	–	–	–	–	–	–
0990	7,13	–	7,13	7,13	–	–	100,00
1011	71,21	5,43	62,55	61,52	–	–	52,99
1012	50,21	2,42	41,78	36,54	2,50	0,50	54,37
1013	38,17	1,89	34,82	29,14	–	–	48,09
1020	14,44	–	13,13	14,44	–	–	18,18
1031	8,42	0,50	7,43	7,43	–	–	47,06
1032	52,88	–	51,17	47,76	–	–	61,29
1033	13,77	–	13,01	13,01	–	–	44,44
1041	28,67	–	24,92	26,80	26,80	9,35	46,73
1051	33,53	0,73	27,70	26,24	–	–	54,35
1052	26,66	0,15	22,58	21,41	–	–	60,11
1053	10,48	–	7,48	10,48	–	–	64,29
1061	17,76	0,30	14,90	17,37	39,47	22,22	47,78
1062	16,68	–	14,50	13,95	–	–	47,54
1066	26,29	0,21	24,58	23,08	21,37	8,13	54,47
1069	29,64	–	25,41	26,62	60,50	20,41	55,10
1081	12,57	–	12,57	12,57	–	–	50,00
1091	8,21	0,27	6,80	7,67	–	–	49,01
1092	18,50	–	15,48	15,48	–	–	42,86
1093	14,70	0,24	11,57	13,98	24,10	16,39	52,46
1094	9,92	–	7,94	8,93	–	–	53,33
1095	3,13	–	–	3,13	–	–	100,00
1096	17,90	–	16,28	16,28	–	–	63,64
1099	13,19	–	10,82	11,16	–	–	55,13
1111	39,11	–	10,43	39,11	–	–	20,00
1112	22,21	0,97	17,38	20,28	–	–	47,83
1113	21,91	1,15	18,45	12,69	–	–	44,74
1121	6,09	–	6,09	6,09	–	–	50,00
1122	31,29	–	24,19	28,85	–	–	68,79
1210	15,41	1,15	12,08	13,57	–	–	32,84
1220	16,54	–	12,19	10,88	43,53	26,32	47,37
1312	35,19	–	29,33	35,19	–	–	50,00
1313	23,79	–	23,79	20,04	–	–	21,05
1323	9,47	–	7,10	9,47	–	–	50,00
1330	8,83	–	7,18	8,28	–	–	43,75
1340	11,79	–	11,79	11,79	–	–	60,00
1351	4,24	–	1,70	4,24	–	–	60,00
1352	–	–	–	–	–	–	–
1353	4,42	–	4,42	4,42	–	–	–
1354	13,00	0,72	8,67	12,28	–	–	50,00
1359	14,69	1,09	9,80	13,61	–	–	66,67
1411	2,42	–	1,38	2,42	–	–	42,86
1412	5,11	0,06	3,24	4,01	12,94	25,32	59,49
1413	4,21	0,70	0,70	3,51	–	–	33,33
1414	15,08	–	8,79	17,59	–	–	58,33
1422	3,21	–	2,49	3,21	–	–	77,78
1510	13,41	0,21	11,75	13,20	20,79	15,50	46,51
1521	4,20	–	1,75	4,20	–	–	58,33
1529	4,11	–	2,46	4,11	–	–	40,00
1531	5,84	0,07	4,15	5,40	2,97	5,09	46,82
1532	7,28	–	6,59	6,59	–	–	61,90

Capítulo 82 - Rio Grande do Sul

82.2 - Indicadores de acidentes do trabalho, segundo a Classificação Nacional de Atividades Econômicas (CNAE), dos estabelecimentos localizados no estado do Rio Grande do Sul - 2015

(continuação)

CNAE	INDICADORES DE ACIDENTES DO TRABALHO						
	Incidência (por 1.000 vínculos)	Incidência de Doenças Ocupacionais (por 1.000 vínculos)	Incidência de Acidentes Típicos (por 1.000 vínculos)	Incidência de Incapacidade Temporária (por 1.000 vínculos)	Taxa de Mortalidade (por 100.000 vínculos)	Taxa de Letalidade (por 1.000 acidentes)	Acidentalidade para a faixa 16 a 34 anos (por 100 acidentes)
1533	12,17	–	7,72	10,30	–	–	64,76
1539	7,29	–	5,53	6,54	–	–	62,07
1540	9,57	–	6,94	8,99	–	–	69,39
1610	18,82	–	16,89	18,82	54,94	29,20	42,34
1621	38,80	–	36,00	30,39	–	–	53,01
1622	18,46	0,24	16,57	17,99	–	–	43,59
1623	34,58	–	33,70	31,04	–	–	43,59
1629	14,24	–	12,65	11,07	–	–	50,00
1710	121,97	–	118,49	48,79	–	–	52,38
1721	54,90	–	50,91	44,92	–	–	47,27
1731	13,43	–	6,36	13,43	–	–	57,89
1732	9,01	–	7,08	8,37	–	–	57,14
1733	25,09	–	22,18	22,54	–	–	68,12
1741	33,98	0,76	25,67	33,98	–	–	55,56
1742	48,58	–	47,42	43,95	115,66	23,81	54,76
1749	35,89	–	23,33	34,10	–	–	55,00
1811	8,29	–	1,18	8,29	–	–	28,57
1813	8,30	0,19	6,18	8,11	–	–	58,14
1821	2,53	–	1,26	2,53	–	–	100,00
1822	7,82	1,12	5,59	7,82	–	–	71,43
1830	12,97	–	12,97	12,97	–	–	50,00
1921	21,72	–	18,92	10,51	–	–	58,06
1922	45,75	–	41,59	45,75	–	–	36,36
1932	71,06	–	65,86	64,12	–	–	63,41
2013	33,28	–	29,43	12,65	55,01	16,53	53,72
2014	18,43	–	14,75	18,43	–	–	60,00
2019	34,53	4,32	17,27	34,53	–	–	62,50
2021	19,96	–	17,46	6,24	–	–	62,50
2029	48,75	–	43,34	34,31	–	–	59,26
2031	16,14	–	14,44	5,94	–	–	57,89
2033	15,90	–	7,95	15,90	–	–	100,00
2040	23,02	–	17,27	23,02	–	–	100,00
2051	38,99	–	38,99	24,37	–	–	25,00
2052	9,99	–	4,99	9,99	–	–	–
2061	17,94	–	15,60	17,16	77,99	43,48	43,48
2062	8,83	–	5,89	8,83	–	–	50,00
2063	9,08	–	7,69	6,99	–	–	46,15
2071	19,72	0,60	15,54	18,52	59,76	30,30	66,67
2091	12,10	1,10	4,40	12,10	–	–	36,36
2092	–	–	–	–	–	–	–
2093	–	–	–	–	–	–	–
2099	10,06	–	7,82	6,71	–	–	55,56
2121	21,86	–	20,18	20,18	–	–	71,79
2122	11,25	–	7,50	7,50	–	–	–
2211	27,72	0,91	21,93	12,49	–	–	50,55
2212	14,21	–	11,84	14,21	–	–	16,67
2219	22,28	–	11,42	21,73	18,41	8,26	46,28
2221	25,38	1,02	18,78	25,38	–	–	60,00
2222	23,11	–	21,35	19,28	–	–	61,38
2229	16,78	0,20	14,87	16,03	–	–	58,98
2311	30,60	–	27,93	30,60	–	–	60,87
2312	10,04	–	5,02	10,04	–	–	50,00
2319	26,75	0,62	24,27	26,13	–	–	79,07
2320	34,65	–	25,20	15,75	–	–	36,36
2330	16,49	0,12	14,28	14,65	24,62	14,93	57,46
2341	14,41	–	7,21	14,41	–	–	50,00
2342	16,54	–	15,18	15,18	–	–	54,79
2349	16,19	–	13,49	13,49	–	–	75,00
2391	14,33	–	12,01	14,33	77,46	54,05	56,76
2392	7,21	–	7,21	7,21	–	–	25,00
2399	20,01	–	18,58	20,01	–	–	64,29
2423	19,57	1,92	12,67	7,68	–	–	50,98
2424	21,58	–	21,58	17,98	–	–	50,00
2431	32,58	15,04	10,03	27,57	–	–	15,38
2439	49,50	–	44,55	47,03	247,52	50,00	60,00
2441	35,77	–	35,77	35,77	–	–	50,00
2449	15,26	–	13,57	16,96	–	–	33,33
2451	32,58	0,47	28,59	29,06	–	–	38,85
2452	24,80	1,24	14,88	22,32	–	–	40,00
2511	32,84	0,30	30,56	20,37	–	–	63,89
2512	16,68	0,16	15,10	15,26	–	–	58,49
2521	20,96	5,24	12,57	18,86	104,79	50,00	50,00
2531	48,89	7,72	35,51	46,32	–	–	54,74
2532	14,29	0,48	11,91	13,34	–	–	63,33
2539	21,18	1,08	17,59	20,28	–	–	59,32
2541	27,80	–	25,19	15,49	–	–	59,06
2542	18,50	1,29	15,06	18,07	–	–	46,51
2543	23,07	0,64	20,85	15,75	15,91	6,90	59,31
2550	66,93	2,44	51,79	59,60	–	–	59,85
2591	78,68	3,78	70,36	49,93	–	–	51,92
2592	18,48	–	15,98	16,98	–	–	67,57

Capítulo 82 - Rio Grande do Sul

82.2 - Indicadores de acidentes do trabalho, segundo a Classificação Nacional de Atividades Econômicas (CNAE), dos estabelecimentos localizados no estado do Rio Grande do Sul - 2015

(continuação)

CNAE	INDICADORES DE ACIDENTES DO TRABALHO						
	Incidência (por 1.000 vínculos)	Incidência de Doenças Ocupacionais (por 1.000 vínculos)	Incidência de Acidentes Típicos (por 1.000 vínculos)	Incidência de Incapacidade Temporária (por 1.000 vínculos)	Taxa de Mortalidade (por 100.000 vínculos)	Taxa de Letalidade (por 1.000 acidentes)	Acidentalidade para a faixa 16 a 34 anos (por 100 acidentes)
2593	13,91	0,44	11,92	12,37	22,08	15,87	57,14
2599	20,82	0,34	18,11	17,86	8,46	4,07	62,60
2610	20,27	0,65	15,91	18,31	–	–	67,74
2622	34,92	0,81	31,67	34,92	–	–	74,42
2631	20,31	–	11,61	8,70	–	–	57,14
2632	5,58	–	4,19	5,58	–	–	75,00
2640	8,85	5,31	2,65	8,85	–	–	30,00
2651	10,45	0,75	7,46	9,70	–	–	60,71
2660	6,69	–	6,69	–	–	–	100,00
2670	3,40	–	3,40	3,40	–	–	–
2710	12,62	1,05	10,52	12,62	–	–	45,83
2722	56,04	3,74	41,10	56,04	–	–	33,33
2731	12,13	2,07	6,51	10,06	–	–	56,10
2732	17,02	1,76	12,33	17,02	–	–	48,28
2733	18,06	–	18,06	15,80	–	–	37,50
2740	13,61	–	12,09	13,61	–	–	55,56
2751	25,71	1,98	16,81	24,72	–	–	57,69
2759	12,73	1,82	10,91	12,73	–	–	57,14
2790	7,64	0,48	5,73	7,16	–	–	50,00
2811	25,31	–	15,18	20,24	–	–	60,00
2812	26,07	0,65	21,50	19,55	–	–	45,00
2813	13,25	–	11,69	11,69	–	–	41,18
2815	18,39	3,20	14,39	18,39	79,96	43,48	52,17
2821	28,75	3,19	19,16	25,55	–	–	33,33
2822	25,85	2,38	19,22	20,92	34,01	13,16	51,97
2823	20,35	1,06	17,44	19,29	–	–	48,05
2824	44,01	8,56	29,34	26,90	–	–	38,89
2825	–	–	–	–	–	–	–
2829	14,18	0,97	11,65	13,79	19,42	13,70	50,68
2831	16,77	2,10	12,58	12,16	–	–	42,50
2832	26,67	–	8,89	26,67	–	–	66,67
2833	31,82	2,21	27,68	28,58	8,19	2,57	57,92
2840	29,21	0,54	25,96	16,77	–	–	67,59
2851	16,64	–	16,64	16,64	–	–	–
2854	35,08	4,84	26,61	31,45	–	–	41,38
2861	11,94	–	11,09	11,09	–	–	64,29
2862	24,69	0,84	21,89	23,85	–	–	64,77
2864	14,56	–	12,03	14,56	–	–	73,91
2865	39,42	–	39,42	39,42	–	–	60,00
2866	11,17	–	11,17	11,17	–	–	25,00
2869	25,25	0,40	22,24	22,85	–	–	57,94
2910	30,24	3,02	17,39	9,32	–	–	67,50
2920	7,91	–	7,91	6,78	–	–	42,86
2930	40,45	1,64	37,40	36,13	6,08	1,50	51,58
2941	16,10	1,79	12,52	12,52	–	–	61,11
2942	70,21	10,07	52,73	33,18	–	–	51,48
2943	62,24	0,54	58,45	54,39	–	–	54,78
2944	19,29	3,86	13,50	18,33	–	–	50,00
2945	19,83	3,30	13,22	18,18	–	–	66,67
2949	25,09	1,13	20,83	22,66	–	–	55,71
2950	7,41	–	7,41	5,56	–	–	25,00
3011	40,71	1,80	33,63	12,93	11,25	2,76	60,77
3012	20,20	–	16,83	16,83	–	–	33,33
3032	114,20	17,57	70,28	114,20	–	–	30,77
3092	3,78	–	3,78	–	–	–	100,00
3099	17,53	–	17,53	21,91	438,28	250,00	50,00
3101	17,51	0,30	15,94	15,58	9,08	5,18	57,69
3102	12,62	1,11	10,19	11,07	–	–	42,11
3103	16,83	–	16,23	15,62	–	–	60,71
3104	12,55	0,63	11,29	10,04	–	–	60,00
3211	3,03	–	2,12	2,42	–	–	80,00
3212	–	–	–	–	–	–	–
3220	–	–	–	–	–	–	–
3230	76,98	–	7,00	76,98	–	–	30,30
3240	13,42	–	13,42	13,42	–	–	40,00
3250	12,92	–	9,33	11,84	–	–	63,89
3291	21,34	–	13,13	20,11	–	–	65,38
3292	12,13	–	6,74	10,78	–	–	55,56
3299	18,56	0,67	15,66	12,75	–	–	69,88
3311	23,48	–	20,13	20,13	–	–	85,71
3312	6,73	–	1,12	6,73	–	–	83,33
3313	7,70	0,86	4,28	5,99	–	–	88,89
3314	9,83	0,22	8,72	8,49	–	–	54,55
3316	86,90	7,18	68,94	70,38	71,82	8,26	50,41
3319	48,81	–	44,75	30,51	–	–	75,00
3321	9,16	–	8,33	8,33	–	–	63,64
3329	9,44	–	4,72	7,86	–	–	33,33
3511	25,72	0,49	20,28	17,31	98,93	38,46	26,92
3512	10,96	–	8,53	4,87	60,90	55,56	27,78
3514	24,84	0,67	20,30	15,23	53,43	21,51	47,85
3520	16,22	–	5,41	5,41	–	–	33,33

Capítulo 82 - Rio Grande do Sul

82.2 - Indicadores de acidentes do trabalho, segundo a Classificação Nacional de Atividades Econômicas (CNAE), dos estabelecimentos localizados no estado do Rio Grande do Sul - 2015

(continuação)

CNAE	INDICADORES DE ACIDENTES DO TRABALHO						
	Incidência (por 1.000 vínculos)	Incidência de Doenças Ocupacionais (por 1.000 vínculos)	Incidência de Acidentes Típicos (por 1.000 vínculos)	Incidência de Incapacidade Temporária (por 1.000 vínculos)	Taxa de Mortalidade (por 100.000 vínculos)	Taxa de Letalidade (por 1.000 acidentes)	Acidentalidade para a faixa 16 a 34 anos (por 100 acidentes)
3600	35,99	0,17	31,77	22,47	–	–	39,44
3702	18,30	1,66	11,65	18,30	–	–	54,55
3811	105,86	0,25	97,51	105,37	24,56	2,32	55,68
3812	6,11	–	6,11	6,11	–	–	100,00
3821	31,91	–	23,21	29,01	–	–	63,64
3822	32,02	–	32,02	19,21	–	–	20,00
3831	42,29	1,84	40,45	42,29	–	–	69,57
3832	8,83	–	6,62	8,83	–	–	50,00
3839	32,53	–	30,72	32,53	–	–	66,67
4110	16,31	–	15,15	15,01	6,82	4,18	43,51
4120	13,06	0,13	11,21	12,34	7,38	5,65	44,07
4211	25,80	0,19	20,30	22,38	18,97	7,35	47,79
4212	21,07	–	19,69	8,60	55,46	26,32	50,00
4213	7,51	–	7,51	6,01	–	–	60,00
4221	43,72	0,77	17,69	41,15	38,46	8,80	36,36
4222	16,75	0,56	15,08	11,17	–	–	36,67
4292	16,20	0,15	15,16	6,84	–	–	55,96
4299	16,67	0,57	13,51	14,94	–	–	50,00
4311	16,27	–	13,56	16,27	–	–	33,33
4313	7,92	0,30	7,00	7,61	30,46	38,46	11,54
4319	7,41	–	5,93	7,41	–	–	80,00
4321	14,66	–	10,91	12,60	12,12	8,26	59,50
4322	10,92	0,82	7,37	10,64	54,58	50,00	47,50
4329	17,44	0,62	15,88	14,95	–	–	62,50
4330	9,65	0,32	7,07	8,47	–	–	58,89
4391	16,51	–	14,68	13,76	–	–	50,00
4399	9,73	0,16	7,83	9,15	8,24	8,47	55,08
4511	7,01	0,21	4,92	6,04	5,35	7,63	60,31
4512	41,36	–	–	41,36	–	–	20,83
4520	8,13	0,49	6,22	7,63	–	–	59,13
4530	6,67	0,11	5,12	6,21	3,53	5,29	57,67
4541	7,39	–	3,02	6,72	–	–	77,27
4543	5,69	–	–	5,69	–	–	–
4611	35,84	–	32,58	35,84	–	–	45,45
4612	6,71	–	6,71	6,71	–	–	–
4613	5,84	–	–	5,84	–	–	100,00
4614	9,22	–	4,61	9,22	–	–	50,00
4615	–	–	–	–	–	–	–
4616	–	–	–	–	–	–	–
4617	4,21	–	–	1,40	–	–	100,00
4618	2,00	–	–	2,00	–	–	–
4619	0,68	–	0,68	–	–	–	100,00
4622	14,89	–	12,14	14,71	–	–	43,21
4623	12,97	0,15	11,01	12,22	45,26	34,88	43,02
4631	9,86	–	6,90	9,86	–	–	70,00
4632	12,58	–	10,53	11,99	–	–	46,51
4633	7,03	–	6,39	6,07	31,97	45,45	36,36
4634	14,56	–	11,96	13,52	–	–	64,29
4635	25,48	–	20,20	21,11	18,20	7,14	69,29
4636	11,15	0,80	8,76	6,37	–	–	50,00
4637	8,54	–	5,95	7,77	–	–	54,55
4639	11,85	–	9,23	10,47	13,78	11,63	65,12
4641	4,49	–	2,99	4,49	–	–	33,33
4642	3,65	–	2,73	3,65	–	–	87,50
4643	19,30	–	12,28	19,30	–	–	90,91
4644	12,62	0,21	8,84	11,57	–	–	78,33
4645	4,56	–	1,52	3,54	–	–	55,56
4646	3,15	–	2,10	3,15	–	–	66,67
4647	6,76	–	4,22	6,76	–	–	37,50
4649	7,22	–	4,23	6,97	–	–	41,38
4651	2,09	–	–	2,09	–	–	50,00
4652	–	–	–	–	–	–	–
4661	9,26	–	7,86	8,14	–	–	81,82
4662	–	–	–	–	–	–	–
4663	10,09	–	8,34	8,77	–	–	39,13
4664	–	–	–	–	–	–	–
4665	7,01	–	3,51	7,01	–	–	83,33
4669	4,47	0,89	2,68	4,47	–	–	60,00
4671	13,15	–	11,27	14,09	187,81	142,86	64,29
4672	10,10	–	8,55	10,88	–	–	57,69
4673	7,29	–	3,64	7,29	–	–	50,00
4679	12,23	–	10,19	10,70	–	–	79,17
4681	10,33	–	7,87	8,36	49,20	47,62	52,38
4682	42,12	–	39,18	32,32	–	–	69,77
4683	4,04	–	1,21	4,04	–	–	80,00
4684	9,58	–	5,99	9,58	–	–	50,00
4685	25,01	1,79	22,33	22,33	–	–	50,00
4686	5,39	1,08	4,32	3,24	–	–	40,00
4687	23,76	–	19,52	19,94	42,44	17,86	64,29
4689	16,34	0,20	14,35	14,95	–	–	45,12
4691	13,47	–	9,88	11,98	–	–	62,22

Capítulo 82 - Rio Grande do Sul

82.2 - Indicadores de acidentes do trabalho, segundo a Classificação Nacional de Atividades Econômicas (CNAE), dos estabelecimentos localizados no estado do Rio Grande do Sul - 2015

(continuação)

CNAE	INDICADORES DE ACIDENTES DO TRABALHO						
	Incidência (por 1.000 vínculos)	Incidência de Doenças Ocupacionais (por 1.000 vínculos)	Incidência de Acidentes Típicos (por 1.000 vínculos)	Incidência de Incapacidade Temporária (por 1.000 vínculos)	Taxa de Mortalidade (por 100.000 vínculos)	Taxa de Letalidade (por 1.000 acidentes)	Acidentalidade para a faixa 16 a 34 anos (por 100 acidentes)
4692	3,47	–	3,47	3,47	–	–	33,33
4693	14,28	–	11,49	13,93	–	–	51,22
4711	15,57	0,09	12,66	14,26	3,14	2,02	65,99
4712	3,80	0,17	2,93	3,59	–	–	54,35
4713	4,74	–	3,65	4,54	–	–	66,67
4721	4,76	0,20	3,37	4,46	–	–	50,00
4722	6,94	–	6,28	6,61	–	–	28,57
4723	7,78	–	4,38	7,29	–	–	75,00
4724	3,97	–	3,09	3,97	–	–	66,67
4729	4,18	–	3,05	4,02	–	–	53,85
4731	6,75	0,10	3,80	6,56	3,28	4,85	58,25
4732	–	–	–	–	–	–	–
4741	4,81	–	3,21	4,81	32,07	66,67	60,00
4742	6,50	–	3,25	5,57	46,40	71,43	75,00
4743	11,26	–	9,65	10,45	–	–	67,86
4744	7,97	0,13	6,78	7,10	5,30	6,64	52,82
4751	3,18	0,11	1,47	3,06	–	–	71,43
4752	5,65	–	2,70	5,40	–	–	73,91
4753	4,16	0,06	2,60	3,86	–	–	66,67
4754	4,37	–	3,11	4,19	–	–	71,23
4755	2,13	–	1,55	1,94	–	–	45,45
4756	3,09	–	–	3,09	308,56	1.000,00	100,00
4757	6,28	–	5,31	4,34	–	–	53,85
4759	8,23	0,13	6,27	7,97	–	–	73,02
4761	2,54	–	0,67	2,40	–	–	73,68
4762	–	–	–	–	–	–	–
4763	4,43	–	2,66	4,43	–	–	70,00
4771	6,51	0,16	4,33	4,74	2,72	4,18	64,02
4772	4,11	–	1,69	3,62	–	–	58,82
4773	2,27	–	0,76	2,27	–	–	66,67
4774	1,34	–	0,80	1,07	–	–	40,00
4781	3,34	0,02	2,01	3,21	–	–	73,01
4782	4,90	0,08	3,43	4,82	–	–	75,00
4783	0,58	–	0,29	0,58	–	–	50,00
4784	14,01	–	12,41	12,01	–	–	60,00
4785	7,10	–	7,10	7,10	–	–	33,33
4789	5,24	0,07	4,22	4,90	–	–	61,69
4911	39,68	–	36,77	18,39	–	–	56,10
4912	58,56	0,93	42,76	52,06	–	–	55,56
4921	36,09	0,40	30,37	35,65	6,73	1,87	29,66
4922	7,59	0,13	5,50	7,59	–	–	37,93
4923	6,82	0,76	3,79	6,82	–	–	55,56
4924	1,24	–	0,62	0,62	–	–	–
4929	2,35	–	1,81	2,35	–	–	38,46
4930	12,80	0,18	10,04	11,89	14,86	11,61	48,84
4940	46,62	–	46,62	–	–	–	80,00
5021	22,29	1,59	19,11	20,70	159,21	71,43	42,86
5030	52,29	–	13,07	52,29	–	–	37,50
5091	8,48	–	8,48	8,48	–	–	100,00
5111	24,03	0,55	3,82	22,93	–	–	34,09
5211	19,55	0,28	13,88	17,28	28,33	14,49	44,93
5212	34,83	–	11,44	33,83	–	–	58,57
5221	46,12	–	34,59	40,36	–	–	55,00
5222	3,85	–	3,85	3,85	–	–	66,67
5223	8,10	–	5,56	7,87	–	–	71,43
5229	12,61	–	7,66	12,16	45,04	35,71	53,57
5231	12,48	–	9,81	10,70	–	–	42,86
5232	36,06	–	23,34	32,88	–	–	55,88
5239	3,04	–	3,04	3,04	–	–	–
5240	15,66	–	9,97	12,81	–	–	27,27
5250	11,27	0,34	8,20	8,20	34,16	30,30	57,58
5310	75,65	9,81	54,54	64,92	–	–	26,40
5320	22,12	0,45	14,44	22,12	–	–	67,35
5510	6,02	0,11	4,72	5,34	–	–	34,58
5590	7,44	–	6,77	7,44	–	–	27,27
5611	5,39	0,04	4,08	5,34	1,38	2,56	60,36
5612	2,01	–	2,01	2,01	–	–	–
5620	17,13	0,47	14,47	12,12	7,82	4,57	38,81
5811	–	–	–	–	–	–	–
5812	7,53	–	3,77	6,59	–	–	12,50
5813	12,13	–	4,04	12,13	–	–	33,33
5819	–	–	–	–	–	–	–
5821	20,86	–	20,86	20,86	–	–	87,50
5822	7,74	–	4,32	7,28	–	–	41,18
5823	18,24	–	18,24	18,24	–	–	–
5829	6,90	–	6,28	6,90	–	–	27,27
5911	–	–	–	–	–	–	–
5914	9,21	–	3,95	6,58	–	–	57,14
5920	–	–	–	–	–	–	–
6010	1,81	0,18	0,54	1,81	–	–	40,00
6021	9,22	–	3,21	8,82	–	–	34,78

Capítulo 82 - Rio Grande do Sul

82.2 - Indicadores de acidentes do trabalho, segundo a Classificação Nacional de Atividades Econômicas (CNAE), dos estabelecimentos localizados no estado do Rio Grande do Sul - 2015

(continuação)

CNAE	INDICADORES DE ACIDENTES DO TRABALHO						
	Incidência (por 1.000 vínculos)	Incidência de Doenças Ocupacionais (por 1.000 vínculos)	Incidência de Acidentes Típicos (por 1.000 vínculos)	Incidência de Incapacidade Temporária (por 1.000 vínculos)	Taxa de Mortalidade (por 100.000 vínculos)	Taxa de Letalidade (por 1.000 acidentes)	Acidentalidade para a faixa 16 a 34 anos (por 100 acidentes)
6110	10,74	–	9,76	10,74	–	–	60,61
6120	15,21	0,68	9,46	15,21	–	–	57,78
6141	6,94	–	6,94	6,94	–	–	–
6190	5,99	–	3,85	5,99	–	–	71,43
6201	17,47	–	0,46	17,24	–	–	19,74
6202	1,20	–	0,30	0,90	–	–	75,00
6203	1,93	0,28	1,10	2,21	–	–	57,14
6204	2,02	0,25	1,01	1,51	–	–	87,50
6209	6,40	1,01	2,36	6,24	–	–	60,53
6311	5,98	0,19	0,97	4,44	–	–	51,61
6319	–	–	–	–	–	–	–
6399	–	–	–	–	–	–	–
6421	15,95	4,12	10,58	6,99	–	–	42,70
6422	19,36	8,13	7,30	13,06	–	–	29,71
6423	6,43	0,15	4,18	3,89	–	–	37,21
6424	1,65	–	0,33	1,65	10,97	66,67	86,67
6431	10,65	2,66	7,99	5,32	–	–	–
6433	3,43	–	–	3,43	–	–	–
6434	5,26	–	5,26	5,26	–	–	100,00
6436	11,51	–	10,46	5,23	–	–	45,45
6462	8,41	–	6,88	7,64	–	–	36,36
6463	11,50	–	–	5,75	–	–	100,00
6491	–	–	–	–	–	–	–
6493	2,85	–	1,42	1,42	–	–	50,00
6511	3,47	1,16	–	3,47	–	–	33,33
6512	4,03	–	1,34	4,03	–	–	–
6541	7,82	3,91	–	7,82	–	–	50,00
6542	–	–	–	–	–	–	–
6550	8,42	0,18	4,03	6,49	–	–	70,83
6612	6,96	–	–	6,96	–	–	–
6613	7,24	–	2,07	6,20	–	–	85,71
6619	1,18	–	–	1,18	–	–	100,00
6621	–	–	–	–	–	–	–
6622	1,67	0,33	0,33	1,34	–	–	40,00
6629	6,25	–	–	6,25	–	–	50,00
6810	6,82	–	6,44	6,82	–	–	22,22
6821	6,70	0,19	4,09	5,95	–	–	58,33
6822	4,79	–	2,39	3,99	–	–	58,33
6911	2,13	–	0,96	2,02	–	–	70,00
6912	1,17	0,23	0,47	1,17	–	–	40,00
6920	1,81	–	0,44	1,71	–	–	72,97
7020	1,99	–	0,99	1,99	–	–	83,33
7111	7,24	–	5,43	7,24	–	–	25,00
7112	13,81	0,12	11,49	13,00	11,61	8,40	60,50
7119	0,77	–	0,77	0,77	–	–	–
7120	3,76	–	2,82	3,76	–	–	25,00
7210	23,47	–	15,19	13,81	–	–	23,53
7220	2,47	–	–	2,47	–	–	–
7311	2,73	–	0,55	2,73	–	–	60,00
7312	24,75	–	21,66	15,47	–	–	37,50
7319	13,41	–	6,52	12,69	–	–	59,46
7320	16,83	–	–	16,83	–	–	–
7410	4,37	–	4,37	4,37	–	–	100,00
7420	5,64	0,63	2,51	5,64	–	–	44,44
7490	5,86	–	4,62	4,31	–	–	36,84
7500	7,76	–	7,76	5,82	–	–	100,00
7711	6,22	–	3,73	6,22	–	–	80,00
7719	23,97	–	23,97	23,97	–	–	–
7721	–	–	–	–	–	–	–
7722	–	–	–	–	–	–	–
7723	5,18	–	3,89	3,89	–	–	–
7729	4,92	–	2,46	4,92	–	–	100,00
7732	16,23	–	11,81	16,23	73,79	45,45	81,82
7733	6,04	–	2,01	6,04	–	–	33,33
7739	10,13	–	8,61	8,61	–	–	55,00
7740	–	–	–	–	–	–	–
7810	4,85	0,54	1,62	4,85	–	–	55,56
7820	6,97	0,11	2,74	5,71	–	–	55,74
7830	11,91	–	7,52	11,28	–	–	63,16
7911	1,60	–	0,46	1,60	–	–	28,57
7990	–	–	–	–	–	–	–
8011	6,40	0,10	1,68	6,11	12,67	19,80	43,56
8012	31,60	1,05	19,75	30,81	52,66	16,67	55,00
8020	8,81	–	4,96	8,81	18,36	20,83	66,67
8111	4,85	0,22	2,17	4,20	–	–	46,27
8112	7,09	0,09	5,38	6,46	4,49	6,33	44,30
8121	6,07	0,03	3,60	5,32	–	–	38,31
8122	9,13	–	5,07	9,13	–	–	66,67
8129	10,23	–	6,92	7,60	–	–	48,57
8130	11,46	–	1,15	11,46	–	–	40,00

Capítulo 82 - Rio Grande do Sul

82.2 - Indicadores de acidentes do trabalho, segundo a Classificação Nacional de Atividades Econômicas (CNAE), dos estabelecimentos localizados no estado do Rio Grande do Sul - 2015

(conclusão)

CNAE	INDICADORES DE ACIDENTES DO TRABALHO						
	Incidência (por 1.000 vínculos)	Incidência de Doenças Ocupacionais (por 1.000 vínculos)	Incidência de Acidentes Típicos (por 1.000 vínculos)	Incidência de Incapacidade Temporária (por 1.000 vínculos)	Taxa de Mortalidade (por 100.000 vínculos)	Taxa de Letalidade (por 1.000 acidentes)	Acidentalidade para a faixa 16 a 34 anos (por 100 acidentes)
8211	3,64	–	2,28	3,64	–	–	56,25
8219	3,80	–	2,32	3,80	–	–	50,00
8220	1,67	–	0,39	1,57	–	–	64,71
8230	4,23	0,94	2,82	4,23	–	–	22,22
8291	5,77	0,23	1,15	5,54	–	–	52,00
8292	6,71	–	6,71	6,71	–	–	–
8299	8,50	0,17	4,79	5,70	–	–	58,39
8411	4,80	0,04	3,87	3,50	1,68	3,49	27,40
8412	0,36	0,04	0,18	0,33	–	–	20,00
8413	13,11	–	13,11	13,11	–	–	33,33
8423	3,68	–	3,68	3,68	–	–	–
8424	5,47	–	5,47	3,64	–	–	–
8511	49,35	–	3,04	49,07	–	–	31,35
8512	3,71	–	2,38	3,12	–	–	36,00
8513	4,79	0,08	2,78	4,12	–	–	38,60
8520	6,49	–	4,92	6,06	–	–	35,16
8531	8,93	0,06	6,03	7,48	–	–	43,92
8532	10,52	0,11	7,76	8,57	–	–	41,53
8533	1,32	–	1,32	1,32	–	–	–
8541	3,48	–	3,48	3,48	–	–	33,33
8542	19,18	–	3,20	15,99	–	–	33,33
8550	3,90	–	3,90	3,90	–	–	66,67
8591	7,66	–	7,66	7,66	–	–	100,00
8592	–	–	–	–	–	–	–
8593	1,09	–	0,82	1,09	–	–	25,00
8599	6,79	–	4,29	5,48	–	–	55,20
8610	71,83	0,68	60,56	31,26	1,93	0,27	45,02
8621	22,50	–	11,25	15,00	–	–	50,00
8622	–	–	–	–	–	–	–
8630	15,28	0,30	12,37	7,82	–	–	42,06
8640	16,52	0,24	12,82	7,16	–	–	68,10
8650	1,52	–	0,87	1,30	–	–	71,43
8660	41,75	0,85	34,08	15,34	85,20	20,41	57,14
8690	38,66	0,27	33,45	8,50	–	–	58,16
8711	8,27	0,89	4,92	7,83	–	–	29,73
8712	4,26	4,26	–	4,26	–	–	100,00
8720	6,03	–	4,02	6,03	–	–	33,33
8730	19,78	0,44	15,78	15,78	–	–	20,22
8800	13,17	0,11	9,09	11,47	–	–	41,38
9001	2,30	–	–	2,30	–	–	–
9101	–	–	–	–	–	–	–
9103	80,59	8,48	50,90	63,63	–	–	36,84
9311	12,62	–	12,62	4,21	–	–	33,33
9312	6,92	0,15	5,57	5,57	–	–	43,48
9313	2,69	–	1,08	2,15	–	–	80,00
9319	17,18	–	15,75	15,75	–	–	75,00
9321	15,19	–	13,02	13,02	–	–	50,00
9329	1,87	–	1,25	1,87	–	–	33,33
9411	1,85	–	0,93	1,39	–	–	75,00
9412	7,45	–	2,29	7,45	–	–	30,77
9420	6,05	0,58	3,74	5,62	–	–	45,24
9430	5,21	0,35	3,87	4,32	–	–	37,14
9491	8,03	0,16	5,95	6,43	–	–	18,00
9492	55,24	–	–	55,24	–	–	34,38
9493	–	–	–	–	–	–	–
9499	16,57	–	15,15	14,20	–	–	62,86
9511	5,27	–	2,63	5,27	–	–	90,00
9512	5,34	–	5,34	5,34	–	–	100,00
9521	5,46	–	4,10	5,46	–	–	75,00
9529	6,81	–	4,95	6,19	–	–	63,64
9601	11,60	–	10,05	11,21	–	–	63,33
9602	1,00	0,33	–	1,00	–	–	66,67
9603	8,68	–	6,95	8,68	–	–	40,00
9609	2,08	–	1,71	2,08	–	–	36,36
9700	0,28	–	0,28	0,14	–	–	–
Outros(1)	91,36	–	14,38	90,03	26,64	2,92	44,61

Fonte: DATAPREV, CAT, SUB, CNIS.

Notas: 1. Os dados são preliminares, estando sujeitos a correções.
2. As atividades econômicas que apresentam valores zerados para os indicadores são aquelas onde não ocorreram acidentes no período.

(1) Englobam as atividades que possuíam número médio de vínculos no ano menor que 100.

Capítulo 83 - Mato Grosso do Sul

83.1 - Indicadores de acidentes do trabalho, segundo a Classificação Nacional de Atividades Econômicas (CNAE), dos estabelecimentos localizados no estado do Mato Grosso do Sul - 2014

(continua)

CNAE	INDICADORES DE ACIDENTES DO TRABALHO						
	Incidência (por 1.000 vínculos)	Incidência de Doenças Ocupacionais (por 1.000 vínculos)	Incidência de Acidentes Típicos (por 1.000 vínculos)	Incidência de Incapacidade Temporária (por 1.000 vínculos)	Taxa de Mortalidade (por 100.000 vínculos)	Taxa de Letalidade (por 1.000 acidentes)	Acidentalidade para a faixa 16 a 34 anos (por 100 acidentes)
TOTAL	**19,24**	**0,36**	**11,38**	**16,30**	**11,22**	**5,83**	**53,12**
0111	56,44	–	19,54	56,44	217,08	38,46	50,00
0112	1.057,27	–	46,26	1.057,27	–	–	42,50
0113	20,17	–	19,80	14,67	–	–	61,82
0115	24,64	–	22,15	24,02	31,19	12,66	44,30
0121	1.028,21	–	–	1.028,21	–	–	42,68
0141	283,43	2,34	243,61	281,09	702,71	24,79	36,36
0151	24,41	0,12	22,47	24,22	24,22	9,93	47,89
0154	29,40	–	29,40	25,73	–	–	50,00
0155	18,65	–	13,32	14,65	133,20	71,43	78,57
0161	10,35	–	8,10	11,25	90,02	86,96	52,17
0162	47,05	–	36,07	45,48	–	–	40,00
0210	17,17	–	16,36	9,12	26,82	15,63	51,56
0220	14,51	–	8,71	17,42	290,28	200,00	40,00
0230	25,74	–	24,02	16,30	–	–	43,33
0322	8,22	–	8,22	8,22	–	–	–
0710	11,10	–	10,41	1,39	–	–	43,75
0810	24,67	0,80	19,90	23,88	79,60	32,26	32,26
0891	100,67	–	87,25	127,52	–	–	86,67
0899	55,81	–	55,81	46,51	–	–	83,33
1011	38,97	2,44	33,85	33,69	7,64	1,96	60,59
1012	36,49	7,42	25,26	18,04	10,31	2,82	59,32
1013	29,91	1,15	26,46	28,76	230,11	76,92	65,38
1032	64,73	9,96	49,79	9,96	–	–	53,85
1041	16,49	–	11,00	9,16	–	–	55,56
1042	8,35	–	8,35	4,18	–	–	100,00
1051	5,61	–	–	5,61	–	–	–
1052	30,66	–	27,26	21,58	113,57	37,04	51,85
1053	9,65	–	9,65	9,65	–	–	33,33
1061	7,06	–	7,06	14,12	–	–	–
1062	31,79	–	23,31	31,79	–	–	66,67
1065	24,60	–	20,81	24,60	–	–	92,31
1066	17,64	0,73	13,96	16,90	–	–	66,67
1069	17,63	–	17,63	17,63	–	–	33,33
1071	26,71	–	24,88	19,21	18,29	6,85	66,44
1081	–	–	–	–	–	–	–
1091	24,56	1,36	15,01	23,19	–	–	61,11
1092	90,96	–	81,01	17,06	–	–	53,13
1093	–	–	–	–	–	–	–
1099	10,51	–	4,50	10,51	–	–	100,00
1121	14,31	7,16	–	14,31	–	–	100,00
1122	52,60	–	41,59	13,46	–	–	67,44
1311	43,45	–	36,21	43,45	–	–	83,33
1323	66,75	–	61,98	66,75	–	–	85,71
1351	12,05	–	9,79	12,05	–	–	75,00
1359	19,89	–	14,92	19,89	–	–	87,50
1411	8,50	–	3,93	8,50	–	–	46,15
1412	6,64	0,25	3,20	6,64	–	–	70,37
1413	5,12	–	1,71	5,12	170,79	333,33	66,67
1510	29,51	0,67	26,15	26,15	–	–	72,73
1529	–	–	–	–	–	–	–
1531	3,07	–	3,07	3,07	–	–	100,00
1532	13,46	–	6,73	13,46	–	–	50,00
1533	5,94	–	2,97	6,68	–	–	87,50
1539	13,64	–	13,64	13,64	–	–	40,00
1610	35,81	–	22,23	35,81	123,48	34,48	51,72
1621	25,49	–	16,99	21,24	–	–	16,67
1629	14,57	–	14,57	14,57	–	–	50,00
1710	26,49	–	23,82	12,40	–	–	51,38
1721	100,00	–	91,30	13,04	–	–	78,26
1749	51,70	4,40	17,60	51,70	–	–	78,72
1811	10,27	–	–	10,27	–	–	–
1813	6,99	–	3,50	6,99	–	–	50,00
1931	26,56	0,10	24,65	18,63	19,11	7,19	58,63
1932	47,56	–	31,70	47,56	–	–	83,33
2013	46,99	–	34,18	46,99	–	–	36,36
2071	21,73	–	13,04	21,73	–	–	40,00
2212	9,78	–	6,52	9,78	–	–	33,33
2221	43,98	–	36,65	43,98	–	–	83,33
2222	47,41	0,95	41,72	42,67	94,82	20,00	62,00
2229	29,90	–	23,92	28,70	–	–	56,00
2311	56,59	–	47,16	56,59	–	–	77,78
2320	8,72	–	8,72	4,36	–	–	100,00
2330	20,27	–	18,38	20,27	–	–	60,47
2342	11,38	–	10,04	11,38	–	–	58,82
2349	28,69	–	19,12	28,69	–	–	33,33
2391	10,93	–	7,28	10,93	–	–	100,00
2411	43,93	–	29,29	43,93	–	–	66,67
2423	86,14	–	66,26	39,76	–	–	53,85
2424	50,79	–	50,79	43,53	–	–	71,43
2443	38,16	–	28,62	38,16	–	–	50,00

Capítulo 83 - Mato Grosso do Sul

83.1 - Indicadores de acidentes do trabalho, segundo a Classificação Nacional de Atividades Econômicas (CNAE), dos estabelecimentos localizados no estado do Mato Grosso do Sul - 2014

(continuação)

CNAE	INDICADORES DE ACIDENTES DO TRABALHO						
	Incidência (por 1.000 vínculos)	Incidência de Doenças Ocupacionais (por 1.000 vínculos)	Incidência de Acidentes Típicos (por 1.000 vínculos)	Incidência de Incapacidade Temporária (por 1.000 vínculos)	Taxa de Mortalidade (por 100.000 vínculos)	Taxa de Letalidade (por 1.000 acidentes)	Acidentalidade para a faixa 16 a 34 anos (por 100 acidentes)
2451	–	–	–	–	–	–	–
2511	36,50	–	29,74	35,15	–	–	59,26
2512	18,88	–	14,52	18,88	–	–	76,92
2532	17,40	–	14,24	18,98	–	–	72,73
2539	87,24	–	87,24	77,54	–	–	22,22
2542	19,59	–	16,32	22,85	–	–	83,33
2599	45,35	–	39,68	45,35	–	–	50,00
2733	14,68	–	14,68	14,68	–	–	33,33
2751	32,56	1,18	29,60	29,01	–	–	70,91
2829	30,30	–	22,73	22,73	–	–	75,00
2833	22,50	–	20,77	22,50	–	–	69,23
2869	46,05	–	9,21	46,05	–	–	80,00
2930	61,74	–	52,92	61,74	–	–	92,86
2950	9,52	–	4,76	9,52	–	–	50,00
3011	2,53	–	2,53	2,53	–	–	–
3101	22,63	–	19,54	22,63	–	–	59,09
3102	81,19	–	81,19	74,94	–	–	61,54
3104	73,79	–	59,60	70,96	–	–	69,23
3230	7,77	–	–	7,77	–	–	100,00
3240	26,80	–	16,08	26,80	–	–	80,00
3250	3,57	–	3,57	3,57	–	–	100,00
3299	15,65	–	5,22	15,65	–	–	33,33
3311	7,70	–	–	–	–	–	–
3313	6,25	–	6,25	–	–	–	100,00
3314	16,13	–	15,19	9,49	94,91	58,82	47,06
3316	9,75	–	9,75	9,75	–	–	–
3321	6,73	–	6,73	6,73	–	–	–
3329	7,01	–	7,01	7,01	–	–	100,00
3514	51,33	3,06	38,30	34,47	76,61	14,93	53,73
3600	40,85	–	32,17	39,83	51,06	12,50	56,25
3702	44,91	–	26,95	44,91	–	–	60,00
3811	66,72	–	61,42	64,60	–	–	82,54
3832	19,95	–	19,95	19,95	–	–	20,00
4110	19,83	–	18,66	20,99	–	–	29,41
4120	16,12	0,08	12,81	15,86	8,48	5,26	43,16
4211	33,96	0,42	25,58	33,96	41,93	12,35	43,21
4221	24,24	–	12,76	21,69	–	–	38,60
4292	6,03	–	3,96	3,96	–	–	51,43
4299	41,15	–	35,54	21,20	–	–	45,45
4313	15,35	–	12,56	11,17	–	–	39,39
4321	23,57	–	15,71	13,75	98,20	41,67	62,50
4322	10,57	–	6,34	6,34	–	–	100,00
4329	48,96	4,08	28,56	48,96	–	–	66,67
4330	10,38	0,55	7,65	9,28	54,61	52,63	73,68
4391	16,42	–	10,95	16,42	–	–	66,67
4399	9,67	0,39	6,19	10,05	–	–	52,00
4511	7,72	0,23	3,28	7,49	–	–	63,64
4512	19,92	–	9,96	19,92	–	–	50,00
4520	10,08	–	8,07	9,33	–	–	47,50
4530	9,59	–	6,32	9,48	11,28	11,76	61,18
4541	9,33	–	2,20	9,33	–	–	64,71
4611	18,50	–	18,50	18,50	–	–	100,00
4618	–	–	–	–	–	–	–
4619	–	–	–	–	–	–	–
4622	17,75	–	17,75	17,75	–	–	33,33
4623	23,86	–	18,87	23,31	55,50	23,26	62,79
4632	9,45	–	7,09	11,81	–	–	100,00
4633	16,03	–	10,69	16,03	–	–	55,56
4634	12,11	–	12,11	12,11	–	–	40,00
4635	23,16	0,70	17,54	18,95	70,18	30,30	72,73
4637	11,49	–	1,64	11,49	–	–	71,43
4639	10,33	–	5,16	10,33	73,76	71,43	78,57
4644	7,99	–	2,66	7,99	–	–	66,67
4645	4,02	–	–	4,02	–	–	100,00
4646	–	–	–	–	–	–	–
4649	5,97	–	5,97	5,97	–	–	100,00
4661	18,71	–	16,37	18,71	–	–	75,00
4662	58,41	–	51,92	51,92	649,00	111,11	66,67
4663	–	–	–	–	–	–	–
4665	–	–	–	–	–	–	–
4669	5,66	–	5,66	5,66	–	–	100,00
4671	22,85	–	13,71	22,85	–	–	40,00
4679	17,24	–	15,32	11,49	–	–	66,67
4681	14,17	–	10,30	12,88	–	–	54,55
4682	36,49	–	31,28	36,49	–	–	57,14
4683	12,40	–	9,92	12,40	247,96	200,00	50,00
4684	14,87	–	7,43	14,87	–	–	50,00
4686	–	–	–	–	–	–	–
4687	42,98	–	39,67	26,45	–	–	53,85
4689	11,62	–	11,62	11,62	–	–	–
4691	11,10	–	11,10	11,10	–	–	25,00

Capítulo 83 - Mato Grosso do Sul

83.1 - Indicadores de acidentes do trabalho, segundo a Classificação Nacional de Atividades Econômicas (CNAE), dos estabelecimentos localizados no estado do Mato Grosso do Sul - 2014

(continuação)

CNAE	INDICADORES DE ACIDENTES DO TRABALHO						
	Incidência (por 1.000 vínculos)	Incidência de Doenças Ocupacionais (por 1.000 vínculos)	Incidência de Acidentes Típicos (por 1.000 vínculos)	Incidência de Incapacidade Temporária (por 1.000 vínculos)	Taxa de Mortalidade (por 100.000 vínculos)	Taxa de Letalidade (por 1.000 acidentes)	Acidentalidade para a faixa 16 a 34 anos (por 100 acidentes)
4693	27,60	–	21,33	27,60	–	–	63,64
4711	13,15	–	9,36	12,40	–	–	70,31
4712	4,61	0,23	3,46	4,61	–	–	50,00
4713	14,21	0,57	5,69	14,21	–	–	72,00
4721	8,45	–	6,34	8,45	–	–	50,00
4722	16,68	–	8,34	16,68	–	–	68,75
4723	6,52	–	3,26	6,52	–	–	66,67
4724	15,39	–	8,79	15,39	–	–	42,86
4729	10,37	0,31	8,17	10,37	–	–	57,58
4731	7,80	–	3,18	7,64	15,92	20,41	59,18
4741	7,25	–	1,81	7,25	–	–	25,00
4742	13,39	–	10,96	13,39	–	–	54,55
4743	21,94	–	12,54	21,94	–	–	78,57
4744	10,19	0,09	7,55	9,81	9,44	9,26	57,41
4751	9,38	–	4,17	9,38	–	–	66,67
4752	7,81	–	2,60	7,81	–	–	88,89
4753	13,77	0,77	5,74	13,39	–	–	66,67
4754	4,35	–	2,72	4,63	27,21	62,50	62,50
4755	6,41	–	3,66	6,41	–	–	85,71
4757	8,90	–	2,97	8,90	296,59	333,33	66,67
4759	6,77	–	4,51	6,77	–	–	55,56
4761	8,29	–	2,26	8,29	–	–	100,00
4763	5,81	–	1,16	5,81	–	–	40,00
4771	4,91	–	2,30	4,60	–	–	75,00
4772	4,91	–	2,94	4,91	–	–	80,00
4773	–	–	–	–	–	–	–
4774	2,70	–	1,35	2,70	–	–	50,00
4781	3,85	–	1,92	3,51	–	–	76,47
4782	3,85	–	1,15	3,46	–	–	60,00
4783	5,20	–	–	5,20	–	–	50,00
4784	14,72	–	5,35	14,72	–	–	72,73
4789	7,82	–	4,72	7,97	44,29	56,60	69,81
4911	40,52	–	31,71	26,42	–	–	47,83
4921	5,59	–	2,00	5,59	–	–	57,14
4922	7,13	–	5,60	6,11	50,89	71,43	42,86
4923	7,31	–	7,31	7,31	–	–	–
4924	4,02	–	1,34	4,02	–	–	66,67
4929	6,15	–	5,12	5,12	–	–	33,33
4930	12,76	–	10,22	10,64	24,18	18,96	45,50
5021	24,63	–	21,55	24,63	–	–	75,00
5111	26,06	–	3,26	26,06	–	–	62,50
5211	13,73	–	5,15	13,73	–	–	68,75
5212	20,90	–	11,94	17,91	–	–	57,14
5221	30,49	–	21,78	30,49	–	–	71,43
5223	5,41	–	2,70	5,41	–	–	–
5229	14,05	–	9,37	14,05	–	–	33,33
5240	35,33	–	15,70	35,33	–	–	88,89
5250	14,62	–	7,31	14,62	–	–	100,00
5310	80,26	3,39	62,17	62,74	–	–	43,66
5320	20,19	–	13,98	20,19	155,32	76,92	46,15
5510	6,17	–	3,50	5,97	–	–	30,00
5590	5,14	–	5,14	5,14	–	–	50,00
5611	7,19	0,16	4,88	7,03	7,99	11,11	57,78
5612	22,56	–	22,56	22,56	–	–	40,00
5620	25,34	–	19,11	18,67	–	–	56,14
5822	6,17	–	3,09	6,17	–	–	100,00
5829	–	–	–	–	–	–	–
5911	6,45	–	–	6,45	–	–	100,00
5914	21,90	–	14,60	21,90	–	–	100,00
6010	–	–	–	–	–	–	–
6021	11,71	–	5,85	11,71	–	–	37,50
6110	9,07	–	6,05	9,07	–	–	83,33
6120	9,77	–	6,51	9,77	–	–	66,67
6141	30,64	–	12,26	30,64	–	–	80,00
6190	3,76	–	–	3,76	–	–	100,00
6202	–	–	–	–	–	–	–
6203	0,93	–	–	0,93	–	–	100,00
6204	6,35	–	–	–	–	–	100,00
6209	2,96	–	0,74	2,22	–	–	100,00
6311	–	–	–	–	–	–	–
6421	2,81	1,87	0,94	2,81	–	–	–
6422	15,99	15,54	–	18,74	–	–	31,43
6423	1,78	0,89	–	2,68	–	–	–
6424	–	–	–	–	–	–	–
6511	5,93	–	–	5,93	–	–	–
6550	14,12	–	12,10	9,08	–	–	64,29
6619	2,96	–	–	2,96	–	–	–
6622	–	–	–	–	–	–	–
6810	15,78	–	6,31	15,78	–	–	40,00
6821	4,20	–	2,10	4,20	–	–	100,00
6822	5,57	–	1,86	5,57	–	–	–

Capítulo 83 - Mato Grosso do Sul

83.1 - Indicadores de acidentes do trabalho, segundo a Classificação Nacional de Atividades Econômicas (CNAE), dos estabelecimentos localizados no estado do Mato Grosso do Sul - 2014

(conclusão)

CNAE	INDICADORES DE ACIDENTES DO TRABALHO						
	Incidência (por 1.000 vínculos)	Incidência de Doenças Ocupacionais (por 1.000 vínculos)	Incidência de Acidentes Típicos (por 1.000 vínculos)	Incidência de Incapacidade Temporária (por 1.000 vínculos)	Taxa de Mortalidade (por 100.000 vínculos)	Taxa de Letalidade (por 1.000 acidentes)	Acidentalidade para a faixa 16 a 34 anos (por 100 acidentes)
6911	3,29	–	1,10	3,29	–	–	–
6912	2,34	–	1,17	2,34	–	–	50,00
6920	6,02	–	2,11	5,42	–	–	70,00
7020	8,38	–	5,03	6,71	–	–	60,00
7111	–	–	–	–	–	–	–
7112	14,89	0,43	10,21	11,49	–	–	45,71
7119	21,80	–	18,45	10,06	–	–	53,85
7210	49,87	–	46,54	33,25	–	–	26,67
7311	7,78	2,59	2,59	7,78	–	–	66,67
7319	8,06	–	2,69	8,06	–	–	100,00
7420	6,10	–	–	6,10	–	–	100,00
7490	6,92	–	3,46	5,19	–	–	75,00
7500	14,30	–	7,15	14,30	–	–	100,00
7711	8,94	–	7,66	7,66	127,74	142,86	85,71
7723	–	–	–	–	–	–	–
7731	12,72	–	6,36	12,72	–	–	100,00
7732	31,96	–	23,97	29,29	–	–	50,00
7733	–	–	–	–	–	–	–
7739	12,20	–	6,10	9,15	–	–	75,00
7810	2,24	–	1,12	2,24	–	–	50,00
7820	17,32	–	9,90	14,85	–	–	71,43
7830	2,17	–	2,17	2,17	–	–	100,00
7911	4,19	–	–	4,19	–	–	50,00
8011	5,13	–	0,54	5,13	–	–	78,95
8012	22,13	–	6,81	22,13	–	–	53,85
8111	4,07	–	2,04	4,07	–	–	50,00
8112	9,17	0,37	6,23	8,80	–	–	28,00
8121	7,85	–	3,93	5,45	–	–	38,89
8122	58,39	–	19,46	58,39	–	–	50,00
8129	11,80	–	7,45	10,56	–	–	42,11
8130	14,70	–	3,67	14,70	–	–	50,00
8211	6,26	–	4,55	6,26	–	–	54,55
8219	13,05	–	5,22	12,18	–	–	80,00
8220	19,37	0,82	4,69	19,37	–	–	81,05
8230	8,54	–	5,70	8,54	–	–	66,67
8291	9,62	–	6,73	9,62	–	–	50,00
8299	16,36	0,73	9,82	14,18	–	–	66,67
8411	2,72	–	1,91	1,99	2,08	7,63	29,77
8412	3,24	–	3,24	3,24	–	–	–
8413	–	–	–	–	–	–	–
8422	7,75	–	7,75	–	–	–	–
8423	3,79	–	3,79	3,79	–	–	100,00
8511	39,97	–	8,53	39,07	–	–	50,56
8512	2,09	–	1,40	2,09	–	–	33,33
8513	3,03	–	0,55	3,03	–	–	54,55
8520	2,72	–	1,69	2,53	9,38	34,48	48,28
8531	2,81	–	1,61	2,81	–	–	57,14
8532	5,28	0,46	2,98	5,05	–	–	43,48
8533	26,41	–	18,71	26,41	–	–	25,00
8541	4,52	–	–	4,52	–	–	100,00
8593	1,46	–	–	1,46	–	–	100,00
8599	8,37	–	5,35	8,03	–	–	60,00
8610	38,36	0,20	31,03	16,71	–	–	53,63
8630	15,37	–	8,73	14,96	–	–	67,57
8640	23,24	0,37	15,86	10,70	–	–	52,38
8650	42,65	–	32,41	8,53	–	–	28,00
8660	44,22	–	35,37	22,11	–	–	60,00
8690	32,91	–	26,64	14,10	–	–	52,38
8711	4,27	–	2,13	4,27	–	–	50,00
8720	–	–	–	–	–	–	–
8730	–	–	–	–	–	–	–
8800	17,86	–	13,39	16,97	–	–	35,00
9001	–	–	–	–	–	–	–
9312	17,99	–	17,99	17,99	–	–	14,29
9313	2,75	–	1,37	2,75	–	–	50,00
9319	7,11	–	7,11	7,11	–	–	100,00
9329	3,51	–	3,51	3,51	–	–	–
9411	31,27	–	6,70	29,04	–	–	85,71
9412	8,39	–	–	8,39	–	–	75,00
9420	8,22	–	3,52	8,22	–	–	42,86
9430	3,72	–	2,98	3,43	–	–	40,00
9491	4,38	0,73	3,65	4,38	–	–	16,67
9499	10,62	–	5,31	10,62	–	–	–
9511	9,61	–	1,20	9,61	–	–	62,50
9521	11,12	–	8,89	11,12	–	–	80,00
9529	6,00	–	3,00	6,00	–	–	–
9601	6,93	–	2,31	6,93	–	–	66,67
9602	2,34	–	–	2,34	–	–	50,00
9603	12,22	–	7,52	11,28	–	–	76,92
9609	–	–	–	–	–	–	–
Outros(1)	31,79	0,36	15,53	28,66	36,13	11,36	57,95

Fonte: DATAPREV, CAT, SUB, CNIS.

Notas: 1. Os dados são preliminares, estando sujeitos a correções.
2. As atividades econômicas que apresentam valores zerados para os indicadores são aquelas onde não ocorreram acidentes no período.

(1) Englobam as atividades que possuíam número médio de vínculos no ano menor que 100.

Capítulo 83 - Mato Grosso do Sul

83.2 - Indicadores de acidentes do trabalho, segundo a Classificação Nacional de Atividades Econômicas (CNAE), dos estabelecimentos localizados no estado do Mato Grosso do Sul - 2015

(continua)

CNAE	INDICADORES DE ACIDENTES DO TRABALHO						
	Incidência (por 1.000 vínculos)	Incidência de Doenças Ocupacionais (por 1.000 vínculos)	Incidência de Acidentes Típicos (por 1.000 vínculos)	Incidência de Incapacidade Temporária (por 1.000 vínculos)	Taxa de Mortalidade (por 100.000 vínculos)	Taxa de Letalidade (por 1.000 acidentes)	Acidentalidade para a faixa 16 a 34 anos (por 100 acidentes)
TOTAL	**17,32**	**0,31**	**10,87**	**14,35**	**7,98**	**4,61**	**52,79**
0111	5,57	–	2,45	5,57	–	–	40,00
0112	322,54	–	19,55	322,54	–	–	48,48
0113	17,86	–	16,88	13,35	19,63	10,99	63,74
0115	12,06	–	10,55	12,06	–	–	35,71
0116	–	–	–	–	–	–	–
0121	312,11	–	–	312,11	–	–	43,75
0133	–	–	–	–	–	–	–
0139	17,54	–	7,52	17,54	250,63	142,86	42,86
0141	391,01	2,09	361,74	393,10	–	–	37,43
0151	8,81	0,03	8,42	8,61	2,81	3,18	46,18
0154	15,56	–	12,10	15,56	–	–	66,67
0155	13,01	–	12,08	11,15	–	–	64,29
0159	–	–	–	–	–	–	–
0161	5,09	–	3,86	4,56	–	–	55,17
0162	37,90	–	36,44	37,90	–	–	38,46
0163	14,90	–	14,90	14,90	–	–	50,00
0210	25,49	0,33	22,55	7,84	65,36	25,64	50,00
0220	8,47	–	6,35	8,47	–	–	25,00
0230	32,55	–	28,15	24,63	–	–	54,05
0322	38,20	–	29,71	38,20	–	–	33,33
0710	11,17	–	9,58	1,60	–	–	42,86
0810	26,44	–	24,14	26,44	–	–	30,43
0891	67,83	–	67,83	67,83	–	–	45,45
0899	8,39	–	8,39	8,39	–	–	100,00
1011	45,39	3,13	38,85	38,23	8,95	1,97	60,75
1012	28,77	2,84	23,58	13,41	19,57	6,80	59,52
1013	20,17	–	15,13	20,17	–	–	43,75
1032	36,06	9,02	27,05	36,06	–	–	–
1041	20,62	–	17,18	5,15	171,82	83,33	83,33
1042	26,60	–	22,80	11,40	379,99	142,86	–
1051	7,04	–	7,04	7,04	–	–	100,00
1052	74,81	–	71,41	32,87	–	–	60,61
1053	2,91	–	2,91	2,91	–	–	100,00
1061	–	–	–	–	–	–	–
1062	18,86	–	12,57	18,86	–	–	66,67
1065	12,28	–	12,28	12,28	–	–	50,00
1066	18,42	0,66	13,15	16,44	65,77	35,71	60,71
1069	–	–	–	–	–	–	–
1071	33,47	–	31,54	20,03	–	–	60,63
1081	–	–	–	–	–	–	–
1091	10,32	–	7,74	10,32	–	–	50,00
1092	27,23	–	25,53	5,11	–	–	62,50
1094	19,98	–	19,98	9,99	–	–	50,00
1099	3,10	–	3,10	1,55	–	–	100,00
1121	27,55	–	20,67	27,55	–	–	100,00
1122	46,46	–	37,67	15,07	–	–	56,76
1311	28,94	–	25,32	25,32	–	–	75,00
1323	51,14	–	42,61	51,14	–	–	75,00
1351	16,47	–	10,98	16,47	–	–	72,22
1359	14,94	–	13,59	14,94	–	–	81,82
1411	9,05	–	2,47	9,05	–	–	72,73
1412	5,52	–	3,49	5,52	–	–	68,42
1413	6,33	–	3,16	6,33	–	–	75,00
1510	32,64	–	29,80	31,22	141,91	43,48	60,87
1529	8,40	–	–	8,40	–	–	100,00
1531	10,31	–	10,31	10,31	–	–	66,67
1532	–	–	–	–	–	–	–
1533	9,88	–	3,80	9,88	–	–	84,62
1539	6,96	–	6,96	6,96	–	–	50,00
1610	19,50	–	14,30	18,20	–	–	33,33
1621	36,56	–	29,25	36,56	–	–	40,00
1629	–	–	–	–	–	–	–
1710	24,82	–	21,08	11,20	21,96	8,85	61,06
1721	68,62	–	59,47	–	–	–	86,67
1733	8,21	–	8,21	4,11	–	–	50,00
1741	34,29	–	25,71	34,29	–	–	75,00
1749	30,04	1,16	21,95	30,04	–	–	69,23
1811	7,53	–	7,53	7,53	–	–	50,00
1813	3,80	–	3,80	3,80	–	–	100,00
1931	29,87	–	28,74	23,59	–	–	61,03
1932	35,45	–	26,59	35,45	–	–	–
2013	23,49	–	20,88	23,49	–	–	55,56
2071	8,70	–	8,70	8,70	–	–	–
2212	7,81	–	7,81	7,81	–	–	50,00
2221	24,65	–	–	24,65	–	–	100,00
2222	43,87	–	37,75	39,79	–	–	65,12
2229	20,84	–	16,93	19,54	–	–	68,75
2311	49,50	–	46,20	49,50	–	–	86,67
2320	4,16	–	4,16	–	–	–	–
2330	15,11	0,50	11,08	13,60	50,37	33,33	56,67
2342	6,52	–	5,80	7,24	–	–	55,56
2391	9,27	–	3,09	9,27	–	–	66,67
2411	29,16	–	29,16	29,16	364,52	125,00	50,00

Capítulo 83 - Mato Grosso do Sul

83.2 - Indicadores de acidentes do trabalho, segundo a Classificação Nacional de Atividades Econômicas (CNAE), dos estabelecimentos localizados no estado do Mato Grosso do Sul - 2015

(continuação)

CNAE	INDICADORES DE ACIDENTES DO TRABALHO						
	Incidência (por 1.000 vínculos)	Incidência de Doenças Ocupacionais (por 1.000 vínculos)	Incidência de Acidentes Típicos (por 1.000 vínculos)	Incidência de Incapacidade Temporária (por 1.000 vínculos)	Taxa de Mortalidade (por 100.000 vínculos)	Taxa de Letalidade (por 1.000 acidentes)	Acidentalidade para a faixa 16 a 34 anos (por 100 acidentes)
2423	53,27	–	46,61	13,32	–	–	62,50
2424	27,15	–	27,15	27,15	–	–	100,00
2443	48,66	–	38,93	48,66	–	–	60,00
2451	14,84	–	14,84	7,42	–	–	100,00
2511	20,93	–	14,49	19,32	–	–	46,15
2512	22,42	–	14,51	21,11	–	–	64,71
2532	48,32	–	42,95	48,32	–	–	66,67
2539	13,67	–	9,77	13,67	–	–	14,29
2542	8,80	–	5,86	8,80	–	–	50,00
2599	26,34	4,39	21,95	26,34	–	–	66,67
2751	44,96	–	17,23	27,72	–	–	68,33
2812	–	–	–	–	–	–	–
2829	32,65	–	32,65	32,65	–	–	50,00
2833	32,37	2,02	24,28	30,35	–	–	56,25
2869	9,73	–	9,73	9,73	–	–	–
2930	17,76	–	17,76	17,76	–	–	33,33
2950	4,50	–	4,50	4,50	–	–	–
3101	12,00	–	9,82	12,00	–	–	72,73
3102	69,91	–	55,93	66,41	–	–	75,00
3104	54,52	–	44,90	54,52	–	–	76,47
3230	25,62	–	8,54	25,62	–	–	–
3240	16,49	–	13,74	16,49	–	–	50,00
3250	–	–	–	–	–	–	–
3299	4,55	–	4,55	4,55	–	–	–
3311	71,96	–	–	35,98	–	–	50,00
3313	5,80	–	5,80	5,80	–	–	–
3314	11,01	–	8,81	9,91	–	–	70,00
3316	–	–	–	–	–	–	–
3321	9,84	–	9,84	9,84	–	–	100,00
3329	13,72	–	13,72	13,72	–	–	50,00
3511	46,29	–	15,43	46,29	–	–	66,67
3514	41,81	6,53	28,09	36,58	130,65	31,25	46,88
3600	31,08	0,49	24,28	28,65	–	–	67,19
3811	77,10	–	73,50	77,10	–	–	76,00
3832	13,11	–	13,11	13,11	–	–	50,00
4110	15,06	1,16	6,95	15,06	–	–	23,08
4120	12,97	0,09	10,50	12,20	8,53	6,58	38,16
4211	19,56	–	17,88	17,88	111,78	57,14	51,43
4213	16,27	–	16,27	16,27	–	–	50,00
4221	28,40	–	15,97	27,51	44,37	15,63	46,88
4222	5,56	–	5,56	2,78	–	–	50,00
4292	28,75	–	28,75	28,75	–	–	69,23
4299	17,37	–	14,69	17,37	–	–	38,46
4313	14,84	–	12,86	12,36	–	–	36,67
4321	27,48	0,98	19,63	18,65	–	–	67,86
4322	11,23	–	4,49	11,23	–	–	80,00
4329	17,21	–	17,21	17,21	–	–	75,00
4330	9,10	–	7,80	9,10	–	–	42,86
4391	39,01	–	31,21	39,01	–	–	20,00
4399	13,83	0,46	10,14	12,91	–	–	53,33
4511	6,92	–	3,33	6,66	–	–	74,07
4512	6,61	–	–	6,61	–	–	50,00
4520	10,42	–	7,88	10,42	25,41	24,39	60,98
4530	8,61	–	6,04	8,39	11,18	12,99	64,94
4541	5,81	–	2,90	5,81	–	–	90,00
4543	–	–	–	–	–	–	–
4611	–	–	–	–	–	–	–
4618	8,91	–	–	8,91	–	–	100,00
4619	8,05	–	–	8,05	–	–	–
4622	19,25	–	16,50	19,25	–	–	57,14
4623	18,90	–	14,70	17,85	52,50	27,78	50,00
4631	8,37	–	8,37	8,37	–	–	–
4632	8,88	–	8,88	8,88	–	–	75,00
4633	13,47	3,85	5,77	13,47	–	–	71,43
4634	16,43	–	13,69	16,43	–	–	66,67
4635	19,31	–	13,98	15,31	–	–	72,41
4637	7,41	–	2,96	7,41	–	–	40,00
4639	7,07	–	3,21	7,07	–	–	63,64
4644	10,10	–	8,42	10,10	–	–	83,33
4645	9,85	–	3,28	3,28	–	–	100,00
4646	9,80	–	4,90	4,90	–	–	50,00
4649	13,95	–	8,37	13,95	–	–	100,00
4661	14,31	–	10,73	14,31	–	–	75,00
4662	25,14	–	8,38	25,14	–	–	66,67
4663	11,92	–	7,95	11,92	397,48	333,33	–
4665	9,09	–	–	9,09	–	–	–
4671	4,60	–	4,60	4,60	–	–	–
4672	–	–	–	–	–	–	–
4679	17,29	–	17,29	15,56	–	–	50,00
4681	9,01	–	3,86	9,01	–	–	28,57
4682	81,67	–	76,86	76,86	–	–	76,47
4683	2,20	–	2,20	2,20	–	–	50,00
4684	8,60	–	8,60	8,60	–	–	100,00
4686	33,24	–	16,62	33,24	–	–	50,00

Capítulo 83 - Mato Grosso do Sul

83.2 - Indicadores de acidentes do trabalho, segundo a Classificação Nacional de Atividades Econômicas (CNAE), dos estabelecimentos localizados no estado do Mato Grosso do Sul - 2015

(continuação)

CNAE	INDICADORES DE ACIDENTES DO TRABALHO						
	Incidência (por 1.000 vínculos)	Incidência de Doenças Ocupacionais (por 1.000 vínculos)	Incidência de Acidentes Típicos (por 1.000 vínculos)	Incidência de Incapacidade Temporária (por 1.000 vínculos)	Taxa de Mortalidade (por 100.000 vínculos)	Taxa de Letalidade (por 1.000 acidentes)	Acidentalidade para a faixa 16 a 34 anos (por 100 acidentes)
4687	29,88	–	23,24	26,56	–	–	44,44
4689	16,94	–	16,94	16,94	–	–	50,00
4691	5,16	–	2,58	5,16	–	–	50,00
4693	7,25	–	7,25	7,25	–	–	83,33
4711	13,67	0,06	11,34	13,17	–	–	67,48
4712	6,74	–	3,85	6,26	–	–	67,86
4713	10,02	–	6,26	10,02	–	–	62,50
4721	5,37	–	2,89	5,37	–	–	61,54
4722	13,66	–	4,97	13,66	–	–	54,55
4723	5,35	–	1,07	5,35	–	–	60,00
4724	11,12	–	8,90	11,12	222,43	200,00	80,00
4729	7,74	–	5,60	7,47	–	–	68,97
4731	6,35	–	2,86	6,19	15,88	25,00	72,50
4732	–	–	–	–	–	–	–
4741	5,41	–	5,41	5,41	–	–	100,00
4742	13,91	–	8,11	12,75	–	–	75,00
4743	20,41	–	15,31	20,41	–	–	66,67
4744	9,72	0,09	6,82	9,53	–	–	57,69
4751	4,27	–	–	4,27	–	–	83,33
4752	4,13	–	2,06	4,13	–	–	100,00
4753	7,51	0,42	2,92	7,93	–	–	61,11
4754	2,87	–	1,43	2,87	–	–	90,00
4755	8,17	1,02	2,04	8,17	–	–	62,50
4757	14,44	–	5,77	14,44	–	–	80,00
4759	5,19	–	5,19	5,19	–	–	57,14
4761	1,51	–	–	1,51	–	–	50,00
4763	8,61	–	6,15	8,61	–	–	85,71
4771	4,19	0,16	2,33	3,88	–	–	92,59
4772	0,95	–	–	0,95	–	–	–
4773	–	–	–	–	–	–	–
4774	6,48	–	1,30	5,18	–	–	60,00
4781	3,97	–	1,75	3,73	–	–	61,76
4782	3,53	–	2,35	3,53	–	–	77,78
4783	2,45	–	–	–	–	–	–
4784	24,40	1,44	18,66	24,40	–	–	58,82
4789	8,71	0,53	4,45	8,53	–	–	73,47
4911	20,51	–	13,67	13,67	–	–	77,78
4921	2,74	–	1,57	2,74	–	–	28,57
4922	8,74	–	3,36	6,72	–	–	69,23
4923	–	–	–	–	–	–	–
4924	4,81	–	3,61	4,81	–	–	50,00
4929	5,62	–	2,81	2,81	–	–	33,33
4930	12,13	0,18	9,08	9,75	30,47	25,13	50,25
5021	29,76	–	29,76	22,32	371,98	125,00	50,00
5111	24,12	–	–	24,12	–	–	28,57
5211	11,93	–	7,34	11,93	91,80	76,92	38,46
5212	11,52	–	–	11,52	–	–	50,00
5221	21,10	–	18,46	18,46	131,87	62,50	43,75
5223	6,88	–	4,59	6,88	–	–	66,67
5229	–	–	–	–	–	–	–
5240	24,80	–	20,67	24,80	–	–	50,00
5250	7,86	–	–	7,86	–	–	100,00
5310	69,02	3,54	51,91	53,09	–	–	46,15
5320	24,62	–	9,85	22,98	164,14	66,67	53,33
5510	5,76	–	3,37	5,56	–	–	34,48
5590	6,76	–	3,38	6,76	–	–	50,00
5611	8,11	0,16	4,36	8,11	7,79	9,62	71,15
5612	20,75	–	15,56	15,56	–	–	100,00
5620	17,69	–	11,64	12,57	–	–	60,53
5812	–	–	–	–	–	–	–
5822	8,59	–	8,59	5,72	–	–	33,33
5829	9,61	–	9,61	9,61	–	–	50,00
5911	–	–	–	–	–	–	–
5914	7,26	–	7,26	7,26	–	–	100,00
6010	4,52	–	–	3,01	–	–	66,67
6021	13,07	2,91	4,36	13,07	–	–	55,56
6110	12,92	–	10,05	11,48	–	–	66,67
6120	16,80	–	14,70	16,80	–	–	62,50
6190	10,56	–	7,92	10,56	–	–	75,00
6201	22,70	–	3,49	22,70	–	–	30,77
6202	–	–	–	–	–	–	–
6203	1,02	–	1,02	1,02	–	–	–
6204	16,39	–	8,20	16,39	–	–	50,00
6209	6,59	–	2,93	6,59	–	–	55,56
6311	3,99	–	3,99	3,99	–	–	100,00
6421	1,90	0,95	–	1,90	–	–	50,00
6422	24,19	20,40	3,32	23,72	–	–	25,49
6423	2,67	0,89	1,78	2,67	–	–	–
6424	1,00	1,00	–	1,00	–	–	100,00
6511	–	–	–	–	–	–	–
6550	8,22	–	2,74	8,22	–	–	66,67
6619	2,91	2,91	–	2,91	–	–	100,00
6622	–	–	–	–	–	–	–
6810	17,87	–	17,87	17,87	–	–	16,67

Capítulo 83 - Mato Grosso do Sul

83.2 - Indicadores de acidentes do trabalho, segundo a Classificação Nacional de Atividades Econômicas (CNAE), dos estabelecimentos localizados no estado do Mato Grosso do Sul - 2015

(conclusão)

CNAE	INDICADORES DE ACIDENTES DO TRABALHO						
	Incidência (por 1.000 vínculos)	Incidência de Doenças Ocupacionais (por 1.000 vínculos)	Incidência de Acidentes Típicos (por 1.000 vínculos)	Incidência de Incapacidade Temporária (por 1.000 vínculos)	Taxa de Mortalidade (por 100.000 vínculos)	Taxa de Letalidade (por 1.000 acidentes)	Acidentalidade para a faixa 16 a 34 anos (por 100 acidentes)
6821	1,70	–	–	1,70	–	–	100,00
6822	8,13	–	4,06	8,13	–	–	75,00
6911	3,61	–	2,71	3,61	–	–	75,00
6912	2,06	–	2,06	2,06	102,80	500,00	–
6920	4,72	–	1,66	4,16	–	–	76,47
7020	11,00	–	4,40	9,90	–	–	60,00
7111	35,74	–	26,81	35,74	–	–	25,00
7112	9,89	–	7,07	9,89	–	–	42,86
7119	9,35	–	6,23	6,23	–	–	66,67
7120	25,66	–	17,11	25,66	–	–	66,67
7210	40,40	–	38,72	23,57	–	–	20,83
7220	–	–	–	–	–	–	–
7311	3,43	–	–	3,43	–	–	–
7319	7,26	–	4,84	7,26	–	–	83,33
7420	–	–	–	–	–	–	–
7490	15,78	–	9,47	14,20	–	–	90,00
7500	–	–	–	–	–	–	–
7711	8,21	–	5,86	7,04	–	–	71,43
7723	12,49	–	4,16	12,49	–	–	33,33
7731	5,72	–	5,72	5,72	–	–	–
7732	13,36	1,34	9,36	12,03	–	–	50,00
7733	13,22	–	–	13,22	–	–	100,00
7739	35,51	–	28,41	35,51	–	–	40,00
7810	3,96	–	2,97	3,96	–	–	25,00
7820	15,62	–	–	15,62	–	–	77,78
7830	2,85	–	1,90	2,85	–	–	33,33
7911	3,16	–	1,05	3,16	–	–	100,00
8011	5,84	–	2,65	5,58	–	–	54,55
8012	8,64	–	1,73	7,77	–	–	30,00
8020	21,47	–	9,76	21,47	–	–	54,55
8111	1,18	–	0,59	1,18	58,85	500,00	50,00
8112	12,39	0,30	7,55	12,09	–	–	36,59
8121	5,41	–	2,20	4,61	–	–	29,63
8122	7,87	–	7,87	7,87	–	–	100,00
8129	29,06	–	18,49	25,10	–	–	45,45
8130	16,59	–	8,29	16,59	–	–	50,00
8211	5,33	–	1,18	5,33	–	–	66,67
8219	8,60	–	5,73	7,65	–	–	77,78
8220	19,55	–	4,16	19,55	–	–	79,79
8230	12,21	–	9,77	12,21	–	–	100,00
8291	9,23	2,05	5,13	9,23	–	–	88,89
8299	7,25	0,43	4,26	6,82	–	–	58,82
8411	2,19	0,04	1,53	1,87	–	–	38,83
8412	3,87	–	3,87	3,87	–	–	50,00
8422	6,64	–	6,64	6,64	–	–	50,00
8423	–	–	–	–	–	–	–
8511	30,87	–	8,16	30,87	–	–	32,18
8512	3,56	–	1,78	3,56	–	–	50,00
8513	3,57	–	1,65	3,57	–	–	69,23
8520	2,43	0,11	1,58	2,43	–	–	39,13
8531	2,35	0,39	0,78	2,35	–	–	16,67
8532	4,57	–	3,30	4,31	–	–	38,89
8533	19,37	–	15,07	17,22	–	–	50,00
8541	3,68	–	–	3,68	–	–	–
8593	1,39	–	1,39	1,39	–	–	–
8599	5,45	–	1,60	4,49	–	–	76,47
8610	33,83	–	29,06	11,56	–	–	46,75
8630	6,01	–	3,75	5,26	–	–	56,25
8640	34,79	–	25,76	11,71	–	–	67,31
8650	23,14	–	21,21	1,93	–	–	29,17
8660	555,84	–	517,77	91,37	–	–	52,05
8690	24,10	–	19,03	13,95	–	–	42,11
8711	9,76	–	7,81	7,81	–	–	40,00
8730	–	–	–	–	–	–	–
8800	18,33	–	11,67	19,17	–	–	68,18
9001	–	–	–	–	–	–	–
9312	5,46	–	5,46	5,46	–	–	–
9313	5,15	–	3,86	3,86	–	–	75,00
9319	10,11	–	10,11	10,11	–	–	50,00
9329	2,02	–	–	2,02	–	–	100,00
9411	–	–	–	–	–	–	–
9412	12,22	–	2,44	12,22	–	–	80,00
9420	8,44	1,21	2,41	8,44	–	–	57,14
9430	4,46	–	3,16	4,17	14,39	32,26	32,26
9491	2,09	–	2,09	1,39	–	–	–
9499	15,54	–	11,66	15,54	–	–	62,50
9511	5,35	–	–	5,35	–	–	66,67
9512	–	–	–	–	–	–	–
9521	–	–	–	–	–	–	–
9529	15,54	–	6,21	15,54	–	–	60,00
9601	8,87	–	6,65	8,87	–	–	50,00
9602	5,84	–	2,34	5,84	–	–	20,00
9603	14,01	–	6,13	13,14	87,58	62,50	56,25
9609	1,18	–	1,18	1,18	–	–	100,00
9700	0,98	–	–	0,98	–	–	–
Outros(1)	20,26	0,27	10,40	19,05	27,02	13,33	50,67

Fonte: DATAPREV, CAT, SUB, CNIS.

Notas: 1. Os dados são preliminares, estando sujeitos a correções.
2. As atividades econômicas que apresentam valores zerados para os indicadores são aquelas onde não ocorreram acidentes no período.

(1) Englobam as atividades que possuíam número médio de vínculos no ano menor que 100.

Capítulo 84 - Mato Grosso

84.1 - Indicadores de acidentes do trabalho, segundo a Classificação Nacional de Atividades Econômicas (CNAE), dos estabelecimentos localizados no estado do Mato Grosso - 2014

(continua)

CNAE	INDICADORES DE ACIDENTES DO TRABALHO						
	Incidência (por 1.000 vínculos)	Incidência de Doenças Ocupacionais (por 1.000 vínculos)	Incidência de Acidentes Típicos (por 1.000 vínculos)	Incidência de Incapacidade Temporária (por 1.000 vínculos)	Taxa de Mortalidade (por 100.000 vínculos)	Taxa de Letalidade (por 1.000 acidentes)	Acidentalidade para a faixa 16 a 34 anos (por 100 acidentes)
TOTAL	**18,39**	**0,19**	**11,67**	**15,99**	**17,21**	**9,36**	**55,07**
0111	35,67	–	28,32	34,62	34,97	9,80	45,10
0112	82,55	–	27,16	82,19	–	–	52,38
0113	6,01	–	5,08	5,78	–	–	57,69
0115	27,49	0,24	24,28	27,10	47,54	17,29	55,33
0116	22,84	–	22,84	22,84	142,74	62,50	37,50
0119	30,25	–	27,73	27,73	–	–	50,00
0139	13,99	–	8,90	13,99	–	–	63,64
0141	466,07	–	404,46	460,71	535,71	11,49	33,91
0151	23,23	0,07	20,94	22,84	39,26	16,90	47,89
0154	27,18	–	24,71	24,71	–	–	40,91
0155	23,87	–	16,89	23,87	58,23	24,39	58,54
0159	13,09	–	6,55	13,09	–	–	50,00
0161	21,15	0,54	18,74	16,87	133,86	63,29	55,70
0162	26,47	–	21,80	26,47	–	–	52,94
0163	40,50	–	18,41	36,82	–	–	100,00
0210	29,51	–	26,90	29,51	–	–	41,18
0220	43,68	1,21	37,61	41,25	364,00	83,33	47,22
0230	52,44	–	44,95	52,44	187,30	35,71	42,86
0322	16,83	–	12,62	16,83	420,76	250,00	50,00
0724	16,74	–	13,79	9,36	–	–	61,76
0810	19,63	–	16,56	20,24	–	–	53,13
0891	54,88	5,49	46,65	54,88	274,41	50,00	50,00
0899	113,55	–	103,23	113,55	–	–	40,91
1011	48,24	1,15	42,98	32,60	12,82	2,66	68,64
1012	48,02	0,73	43,75	22,40	8,06	1,68	72,15
1013	29,21	–	27,32	27,32	–	–	67,74
1032	–	–	–	–	–	–	–
1041	34,49	0,51	31,40	19,56	51,48	14,93	70,15
1042	20,50	–	11,87	14,02	–	–	84,21
1051	16,29	–	16,29	16,29	–	–	100,00
1052	18,92	–	12,27	18,92	51,13	27,03	72,97
1053	8,22	–	2,74	8,22	–	–	66,67
1061	16,19	–	16,19	15,04	115,66	71,43	42,86
1066	17,26	0,89	15,05	15,93	–	–	53,85
1069	11,47	–	8,92	10,19	–	–	66,67
1071	26,30	–	26,30	26,30	–	–	41,67
1081	15,27	–	6,11	15,27	305,42	200,00	40,00
1091	49,61	2,36	31,89	46,06	–	–	52,38
1095	38,96	–	38,96	38,96	–	–	80,00
1096	16,77	–	16,77	16,77	–	–	–
1099	14,38	–	9,58	16,77	–	–	75,00
1111	37,85	–	–	37,85	–	–	50,00
1113	33,39	–	25,27	18,05	180,51	54,05	64,86
1121	31,91	–	23,40	29,79	–	–	46,67
1122	46,10	–	33,39	44,52	158,98	34,48	75,86
1311	28,40	–	25,89	27,56	167,05	58,82	61,76
1321	14,50	–	8,06	14,50	–	–	66,67
1352	24,21	–	16,14	24,21	–	–	66,67
1359	21,50	–	21,50	21,50	–	–	100,00
1411	–	–	–	–	–	–	–
1412	4,53	–	–	4,53	–	–	25,00
1413	8,79	–	5,02	7,53	–	–	71,43
1422	–	–	–	–	–	–	–
1510	34,75	0,50	31,23	31,23	–	–	59,42
1610	28,00	0,31	23,96	27,48	10,37	3,70	45,19
1621	15,80	–	13,97	15,80	–	–	65,38
1622	12,90	–	11,47	12,90	–	–	55,56
1629	24,23	–	21,80	24,23	–	–	30,00
1811	2,03	–	–	2,03	–	–	–
1813	10,22	–	7,86	10,22	–	–	69,23
1931	24,37	–	24,20	21,33	50,78	20,83	68,06
1932	22,97	–	15,31	19,14	–	–	58,33
2013	65,09	–	39,85	63,76	132,83	20,41	69,39
2029	26,55	–	8,85	26,55	–	–	66,67
2062	9,25	–	6,17	9,25	–	–	100,00
2071	21,35	–	17,08	21,35	–	–	60,00
2212	21,82	–	16,00	21,82	–	–	53,33
2219	66,49	–	14,78	71,41	–	–	48,15
2221	29,24	–	19,50	29,24	–	–	22,22
2222	7,00	–	3,50	6,12	–	–	75,00
2223	–	–	–	–	–	–	–
2229	23,93	–	21,27	23,93	–	–	44,44
2311	33,61	–	33,61	33,61	–	–	100,00
2320	28,01	–	25,47	5,09	–	–	54,55
2330	20,53	–	16,97	20,25	54,74	26,67	44,00
2342	16,06	–	15,33	16,06	–	–	54,55
2391	5,50	–	5,50	5,50	–	–	66,67
2422	80,14	–	68,27	74,20	–	–	48,15
2424	21,33	–	17,78	21,33	–	–	83,33
2441	30,32	–	22,74	30,32	–	–	50,00
2511	34,90	0,55	30,54	33,81	54,53	15,63	68,75

Capítulo 84 - Mato Grosso

84.1 - Indicadores de acidentes do trabalho, segundo a Classificação Nacional de Atividades Econômicas (CNAE), dos estabelecimentos localizados no estado do Mato Grosso - 2014

(continuação)

CNAE	INDICADORES DE ACIDENTES DO TRABALHO						
	Incidência (por 1.000 vínculos)	Incidência de Doenças Ocupacionais (por 1.000 vínculos)	Incidência de Acidentes Típicos (por 1.000 vínculos)	Incidência de Incapacidade Temporária (por 1.000 vínculos)	Taxa de Mortalidade (por 100.000 vínculos)	Taxa de Letalidade (por 1.000 acidentes)	Acidentalidade para a faixa 16 a 34 anos (por 100 acidentes)
2512	20,16	–	15,84	20,16	–	–	78,57
2532	16,51	–	16,51	16,51	–	–	66,67
2539	52,21	4,35	39,16	52,21	–	–	66,67
2542	12,97	4,32	8,65	12,97	–	–	66,67
2592	6,24	–	6,24	6,24	–	–	–
2593	9,34	–	9,34	9,34	–	–	100,00
2599	11,43	–	11,43	11,43	–	–	60,00
2710	9,42	–	7,53	9,42	–	–	60,00
2823	22,71	–	11,35	22,71	–	–	75,00
2829	61,05	–	54,27	61,05	–	–	55,56
2833	56,51	–	41,10	54,80	171,26	30,30	63,64
2869	42,61	–	25,57	42,61	–	–	100,00
2930	20,22	–	17,97	20,22	–	–	44,44
2950	4,44	–	2,22	4,44	–	–	50,00
3011	–	–	–	–	–	–	–
3101	15,01	0,43	12,01	14,16	–	–	74,29
3102	23,65	3,94	11,82	23,65	–	–	50,00
3103	9,34	–	9,34	9,34	–	–	100,00
3104	13,45	–	8,07	13,45	–	–	100,00
3250	–	–	–	–	–	–	–
3299	14,91	–	14,91	14,91	–	–	75,00
3312	43,78	–	34,05	43,78	–	–	55,56
3313	–	–	–	–	–	–	–
3314	18,62	–	15,83	17,69	279,33	150,00	50,00
3319	9,46	–	–	9,46	–	–	100,00
3321	15,38	–	10,25	12,82	–	–	50,00
3329	6,64	–	6,64	6,64	–	–	100,00
3512	24,42	–	24,42	18,31	–	–	25,00
3514	17,34	–	14,19	16,29	52,55	30,30	57,58
3600	26,74	–	24,92	22,49	60,78	22,73	50,00
3702	21,10	–	11,51	21,10	–	–	54,55
3811	73,20	–	64,41	38,06	–	–	76,00
3832	51,34	–	36,67	47,68	–	–	57,14
3839	26,51	8,84	17,67	26,51	–	–	33,33
4110	21,89	–	18,53	21,89	–	–	46,15
4120	15,69	0,40	11,70	14,72	17,73	11,30	48,59
4211	36,93	–	33,97	33,79	36,93	10,00	47,00
4212	27,46	0,50	25,81	18,86	16,54	6,02	65,66
4213	10,75	–	10,75	10,75	–	–	33,33
4221	38,82	0,43	33,03	37,09	57,95	14,93	56,72
4222	–	–	–	–	–	–	–
4292	24,30	–	22,28	22,28	–	–	70,83
4299	8,41	0,32	7,12	7,76	–	–	46,15
4311	9,53	–	9,53	9,53	–	–	–
4313	16,74	–	15,04	16,17	56,75	33,90	57,63
4319	11,16	–	11,16	–	–	–	66,67
4321	13,04	–	11,03	11,03	200,60	153,85	69,23
4322	9,61	–	9,61	9,61	–	–	50,00
4329	7,51	–	7,51	7,51	–	–	50,00
4330	12,76	–	10,51	12,01	–	–	52,94
4391	19,58	–	19,58	19,58	–	–	60,00
4399	14,63	–	9,35	13,81	40,63	27,78	63,89
4511	7,64	–	3,50	7,32	–	–	68,75
4520	11,07	–	6,60	10,71	–	–	64,52
4530	10,06	0,18	6,18	9,45	18,18	18,07	74,70
4541	6,71	–	1,55	6,97	–	–	76,92
4543	8,38	–	4,19	8,38	–	–	100,00
4618	–	–	–	–	–	–	–
4619	–	–	–	–	–	–	–
4622	15,56	–	10,37	13,16	39,89	25,64	64,10
4623	12,39	–	10,32	11,87	–	–	70,83
4632	10,81	–	8,93	8,93	–	–	69,57
4633	9,47	1,35	4,06	8,12	–	–	71,43
4634	4,60	–	4,60	2,30	–	–	50,00
4635	21,22	0,40	12,81	20,02	–	–	83,02
4637	5,60	–	1,87	5,60	–	–	33,33
4639	10,43	–	7,04	10,14	–	–	70,27
4641	–	–	–	–	–	–	–
4642	–	–	–	–	–	–	–
4644	1,53	–	–	1,53	–	–	100,00
4645	–	–	–	–	–	–	–
4646	8,47	–	5,65	8,47	–	–	66,67
4647	–	–	–	–	–	–	–
4649	3,73	–	1,24	3,73	–	–	66,67
4651	–	–	–	–	–	–	–
4661	14,32	–	11,11	13,68	–	–	86,57
4662	9,54	–	3,81	9,54	190,75	200,00	40,00
4663	–	–	–	–	–	–	–
4665	2,95	–	2,95	2,95	–	–	100,00
4669	13,83	–	9,22	13,83	–	–	100,00
4671	26,04	–	23,15	28,94	289,37	111,11	55,56
4679	29,21	1,04	23,99	27,12	–	–	60,71

Capítulo 84 - Mato Grosso

84.1 - Indicadores de acidentes do trabalho, segundo a Classificação Nacional de Atividades Econômicas (CNAE), dos estabelecimentos localizados no estado do Mato Grosso - 2014

(continuação)

CNAE	INDICADORES DE ACIDENTES DO TRABALHO						
	Incidência (por 1.000 vínculos)	Incidência de Doenças Ocupacionais (por 1.000 vínculos)	Incidência de Acidentes Típicos (por 1.000 vínculos)	Incidência de Incapacidade Temporária (por 1.000 vínculos)	Taxa de Mortalidade (por 100.000 vínculos)	Taxa de Letalidade (por 1.000 acidentes)	Acidentalidade para a faixa 16 a 34 anos (por 100 acidentes)
4681	12,02	–	7,51	12,02	–	–	56,25
4682	54,04	–	41,57	49,88	–	–	61,54
4683	4,97	–	3,11	5,28	–	–	62,50
4684	13,37	–	13,37	13,37	–	–	100,00
4686	9,10	4,55	–	9,10	–	–	50,00
4687	38,43	–	28,82	33,63	–	–	68,75
4689	–	–	–	–	–	–	–
4691	20,56	–	12,49	19,83	–	–	57,14
4692	7,09	2,36	2,36	7,09	–	–	33,33
4693	8,89	–	–	8,89	–	–	50,00
4711	13,99	0,03	10,15	13,57	–	–	74,25
4712	3,50	0,41	2,68	3,30	20,61	58,82	52,94
4713	1,63	–	1,63	1,63	–	–	–
4721	2,50	0,36	1,78	2,50	–	–	57,14
4722	8,04	–	7,04	8,04	–	–	75,00
4723	9,38	–	5,21	9,38	–	–	66,67
4724	4,81	–	–	4,81	–	–	50,00
4729	4,00	–	3,33	3,33	–	–	33,33
4731	4,68	0,36	1,80	4,59	9,01	19,23	65,38
4732	8,43	–	8,43	8,43	–	–	100,00
4741	14,51	–	7,25	14,51	–	–	75,00
4742	12,46	–	10,38	12,46	–	–	77,78
4743	16,03	–	11,45	16,03	–	–	100,00
4744	10,42	0,17	7,19	10,31	11,32	10,87	67,39
4751	10,88	0,45	4,99	10,88	–	–	75,00
4752	4,15	–	1,66	4,15	–	–	100,00
4753	7,59	–	2,93	7,59	–	–	66,67
4754	3,49	–	1,40	3,32	–	–	65,00
4755	1,81	–	0,60	1,81	–	–	66,67
4757	8,03	–	6,42	8,03	–	–	100,00
4759	4,52	–	3,01	4,52	–	–	83,33
4761	2,17	–	0,54	2,17	–	–	75,00
4763	5,46	–	4,09	5,46	–	–	87,50
4771	4,52	–	2,98	4,30	–	–	60,98
4772	2,76	–	0,69	2,76	–	–	100,00
4773	4,09	–	–	4,09	–	–	100,00
4774	3,52	–	2,64	3,52	–	–	75,00
4781	3,55	0,07	1,78	3,48	–	–	79,17
4782	3,27	–	1,31	2,94	–	–	100,00
4783	–	–	–	–	–	–	–
4784	13,35	–	6,67	13,35	–	–	71,43
4789	5,22	–	2,61	5,22	–	–	73,08
4911	17,48	–	13,60	11,65	194,24	111,11	88,89
4921	9,38	–	4,55	8,81	–	–	36,36
4922	14,47	–	10,72	13,94	–	–	40,74
4923	5,30	–	–	5,30	529,80	1.000,00	100,00
4924	–	–	–	–	–	–	–
4929	5,54	–	2,77	4,15	–	–	25,00
4930	15,10	0,21	10,98	14,03	61,70	40,87	48,77
5111	46,75	–	9,74	46,75	–	–	54,17
5211	21,79	–	16,26	22,14	34,59	15,87	58,73
5212	26,41	–	9,19	25,27	–	–	73,91
5221	18,43	–	16,58	11,06	–	–	80,00
5223	3,22	–	3,22	3,22	–	–	–
5229	14,30	–	8,17	14,30	–	–	42,86
5240	26,79	–	13,40	16,08	–	–	60,00
5310	76,46	1,14	70,19	43,37	–	–	41,04
5320	12,15	–	12,15	12,15	–	–	80,00
5510	2,95	0,15	1,77	2,95	–	–	35,00
5590	19,70	–	19,70	19,70	–	–	50,00
5611	5,13	0,06	3,10	4,94	–	–	61,73
5620	11,14	–	9,40	10,10	–	–	62,50
5829	–	–	–	–	–	–	–
5911	6,01	–	–	6,01	–	–	100,00
5914	10,51	–	10,51	10,51	–	–	100,00
6010	3,08	–	–	3,08	–	–	100,00
6021	2,98	–	–	2,98	–	–	66,67
6022	9,28	–	9,28	9,28	–	–	50,00
6110	15,65	–	12,17	15,65	–	–	77,78
6120	5,27	–	2,63	5,27	–	–	100,00
6190	12,53	–	4,70	12,53	–	–	100,00
6202	5,41	–	2,71	3,79	–	–	40,00
6204	–	–	–	–	–	–	–
6209	2,82	–	–	2,82	–	–	75,00
6311	2,93	–	1,46	2,93	–	–	50,00
6319	–	–	–	–	–	–	–
6421	7,11	2,84	4,27	4,27	–	–	–
6422	8,44	4,64	1,69	8,86	84,38	100,00	35,00
6423	0,96	–	0,96	0,96	–	–	100,00
6424	1,19	–	0,79	1,19	–	–	66,67
6462	3,61	–	3,61	–	–	–	–
6463	10,31	–	10,31	10,31	–	–	–

Capítulo 84 - Mato Grosso

84.1 - Indicadores de acidentes do trabalho, segundo a Classificação Nacional de Atividades Econômicas (CNAE), dos estabelecimentos localizados no estado do Mato Grosso - 2014

(conclusão)

CNAE	INDICADORES DE ACIDENTES DO TRABALHO						
	Incidência (por 1.000 vínculos)	Incidência de Doenças Ocupacionais (por 1.000 vínculos)	Incidência de Acidentes Típicos (por 1.000 vínculos)	Incidência de Incapacidade Temporária (por 1.000 vínculos)	Taxa de Mortalidade (por 100.000 vínculos)	Taxa de Letalidade (por 1.000 acidentes)	Acidentalidade para a faixa 16 a 34 anos (por 100 acidentes)
6491	–	–	–	–	–	–	–
6493	–	–	–	–	–	–	–
6512	–	–	–	–	–	–	–
6550	9,00	–	4,50	6,75	–	–	75,00
6619	10,26	–	10,26	10,26	–	–	100,00
6622	2,02	–	–	2,02	–	–	100,00
6810	55,86	–	51,72	51,72	–	–	48,15
6821	2,40	–	2,40	2,40	–	–	100,00
6822	–	–	–	–	–	–	–
6911	1,19	–	1,19	2,39	–	–	100,00
6912	2,98	–	–	2,98	–	–	75,00
6920	3,77	–	0,79	3,45	15,70	41,67	75,00
7020	13,73	–	–	5,49	–	–	40,00
7112	41,35	0,65	37,47	28,43	–	–	60,94
7119	50,31	–	37,27	29,81	–	–	62,96
7120	10,83	–	9,02	10,83	–	–	16,67
7210	37,05	–	25,47	37,05	–	–	50,00
7311	3,44	–	–	3,44	–	–	–
7312	6,10	–	6,10	6,10	–	–	–
7319	8,07	4,04	–	8,07	–	–	50,00
7420	4,08	–	–	–	408,16	1.000,00	–
7490	32,11	–	29,05	32,11	–	–	66,67
7711	2,99	–	1,49	2,99	149,31	500,00	100,00
7719	39,15	–	29,36	29,36	978,79	250,00	25,00
7723	–	–	–	–	–	–	–
7729	7,05	–	3,53	7,05	–	–	100,00
7731	–	–	–	–	–	–	–
7732	10,37	–	9,08	9,08	–	–	50,00
7739	4,66	–	4,66	2,33	232,92	500,00	100,00
7820	4,84	–	3,02	4,23	–	–	50,00
7830	48,68	–	36,51	44,62	–	–	50,00
7911	1,92	–	1,92	1,92	–	–	50,00
8011	5,72	–	1,80	5,72	16,34	28,57	51,43
8012	18,72	–	8,77	17,55	58,49	31,25	46,88
8111	2,66	–	1,06	2,66	–	–	40,00
8112	8,06	–	5,16	7,74	–	–	52,00
8121	4,81	–	2,12	5,00	19,24	40,00	36,00
8122	4,55	–	4,55	4,55	–	–	–
8129	15,83	–	13,85	13,85	–	–	50,00
8130	21,70	–	8,14	21,70	–	–	50,00
8211	3,12	–	0,69	3,12	–	–	77,78
8219	9,46	0,79	3,15	7,88	–	–	50,00
8220	7,63	–	1,91	7,63	–	–	100,00
8230	8,99	–	4,49	7,49	299,55	333,33	83,33
8291	2,76	–	0,92	2,76	–	–	100,00
8299	8,30	–	5,09	7,76	–	–	70,97
8411	1,59	0,05	1,03	1,04	–	–	39,20
8412	–	–	–	–	–	–	–
8413	–	–	–	–	–	–	–
8423	3,04	–	–	3,04	–	–	–
8424	–	–	–	–	–	–	–
8511	74,70	–	2,41	74,70	–	–	48,39
8512	1,93	–	–	1,93	–	–	33,33
8513	3,78	–	2,02	3,53	–	–	40,00
8520	7,01	–	5,84	7,01	–	–	25,00
8531	10,10	–	6,99	9,33	–	–	38,46
8532	6,03	0,26	2,88	6,03	–	–	39,13
8541	–	–	–	–	–	–	–
8593	–	–	–	–	–	–	–
8599	11,07	–	7,30	10,40	–	–	54,00
8610	62,11	0,36	50,89	25,98	17,80	2,87	45,85
8630	5,86	–	1,47	5,86	–	–	81,25
8640	16,39	0,27	11,29	8,33	–	–	57,38
8650	12,78	–	7,67	7,67	–	–	40,00
8660	110,60	–	95,52	35,19	–	–	45,45
8690	6,88	–	3,44	3,44	–	–	50,00
8711	–	–	–	–	–	–	–
8712	–	–	–	–	–	–	–
8730	–	–	–	–	–	–	–
8800	17,58	–	15,28	12,23	–	–	34,78
9001	69,59	–	–	69,59	773,20	111,11	88,89
9312	7,12	–	2,37	7,12	–	–	33,33
9313	3,11	–	1,55	3,11	–	–	–
9329	35,23	–	30,20	30,20	–	–	71,43
9411	2,94	1,47	1,47	1,47	–	–	100,00
9412	15,35	–	7,67	15,35	–	–	50,00
9420	15,72	1,05	8,38	15,72	–	–	60,00
9430	4,82	–	2,52	4,82	–	–	47,62
9491	4,82	–	3,21	4,28	–	–	–
9499	8,90	–	2,97	5,93	–	–	66,67
9511	7,90	–	7,90	6,92	–	–	87,50
9512	–	–	–	–	–	–	–
9521	2,73	–	2,73	2,73	–	–	–
9529	3,92	–	3,92	3,92	–	–	–
9601	5,97	–	5,97	4,77	–	–	40,00
9602	–	–	–	–	–	–	–
9603	1,26	1,26	–	1,26	–	–	100,00
9609	6,20	–	–	6,20	–	–	100,00
Outros(1)	35,60	–	13,54	31,27	69,80	19,61	51,76

Fonte: DATAPREV, CAT, SUB, CNIS.

Notas: 1. Os dados são preliminares, estando sujeitos a correções.
2. As atividades econômicas que apresentam valores zerados para os indicadores são aquelas onde não ocorreram acidentes no período.

(1) Englobam as atividades que possuíam número médio de vínculos no ano menor que 100.

Capítulo 84 - Mato Grosso

84.2 - Indicadores de acidentes do trabalho, segundo a Classificação Nacional de Atividades Econômicas (CNAE), dos estabelecimentos localizados no estado do Mato Grosso - 2015

(continua)

CNAE	INDICADORES DE ACIDENTES DO TRABALHO						
	Incidência (por 1.000 vínculos)	Incidência de Doenças Ocupacionais (por 1.000 vínculos)	Incidência de Acidentes Típicos (por 1.000 vínculos)	Incidência de Incapacidade Temporária (por 1.000 vínculos)	Taxa de Mortalidade (por 100.000 vínculos)	Taxa de Letalidade (por 1.000 acidentes)	Acidentalidade para a faixa 16 a 34 anos (por 100 acidentes)
TOTAL	**16,18**	**0,16**	**10,65**	**13,94**	**13,70**	**8,47**	**54,50**
0111	7,48	–	5,26	7,01	35,06	46,88	54,69
0112	52,47	–	18,22	51,53	31,42	5,99	49,70
0113	8,98	–	7,60	9,21	23,02	25,64	38,46
0115	17,14	–	15,99	16,61	26,66	15,55	57,85
0116	4,47	–	4,47	4,47	–	–	60,00
0119	15,47	–	15,47	15,47	–	–	80,00
0121	102,05	–	2,32	102,05	–	–	40,91
0139	15,96	–	5,32	15,96	–	–	33,33
0141	525,32	2,42	462,38	510,79	726,25	13,82	46,08
0151	10,36	–	9,33	10,23	6,20	5,99	52,10
0154	12,31	0,62	11,69	12,31	61,53	50,00	60,00
0155	7,01	–	6,31	6,66	–	–	50,00
0159	9,57	–	9,57	9,57	318,98	333,33	66,67
0161	25,36	0,26	23,30	25,10	38,62	15,23	57,87
0162	14,82	–	13,18	14,82	–	–	33,33
0163	37,35	–	26,14	33,61	–	–	60,00
0210	21,45	–	20,63	21,45	–	–	30,77
0220	16,90	–	15,02	16,90	–	–	22,22
0230	37,47	–	33,31	33,31	–	–	44,44
0322	16,17	–	6,47	16,17	–	–	60,00
0724	13,55	–	10,16	7,45	–	–	60,00
0810	19,75	–	17,96	20,35	59,86	30,30	42,42
0891	47,55	–	41,60	47,55	–	–	50,00
0899	95,62	–	83,67	95,62	–	–	56,25
1011	43,26	1,27	37,57	27,75	18,19	4,21	63,51
1012	41,33	0,17	37,84	23,63	8,72	2,11	71,52
1013	26,03	–	24,79	24,79	–	–	52,38
1032	–	–	–	–	–	–	–
1041	19,86	0,48	15,99	12,60	48,45	24,39	65,85
1042	20,37	–	9,59	16,78	–	–	76,47
1051	–	–	–	–	–	–	–
1052	29,85	0,53	24,52	28,26	–	–	57,14
1053	2,26	–	–	2,26	–	–	100,00
1061	13,27	–	6,03	13,27	–	–	72,73
1066	17,20	–	15,10	16,78	–	–	63,41
1069	32,44	–	28,69	31,19	–	–	53,85
1071	59,83	–	59,83	45,36	–	–	40,32
1081	15,40	–	6,16	18,48	–	–	80,00
1091	12,16	0,41	8,92	12,16	–	–	66,67
1095	9,06	–	–	9,06	–	–	100,00
1096	–	–	–	–	–	–	–
1099	7,11	–	5,69	7,11	–	–	40,00
1111	38,93	–	19,46	38,93	–	–	50,00
1113	28,55	–	15,17	24,09	89,21	31,25	56,25
1121	51,16	–	41,32	51,16	–	–	57,69
1122	36,43	–	23,72	36,43	–	–	76,74
1311	34,11	–	33,05	34,11	–	–	46,88
1321	–	–	–	–	–	–	–
1359	4,25	–	4,25	4,25	–	–	100,00
1411	7,17	–	–	7,17	–	–	50,00
1412	4,88	–	1,22	4,88	–	–	100,00
1413	–	–	–	–	–	–	–
1422	15,57	–	7,79	15,57	–	–	50,00
1510	34,70	0,60	26,92	28,72	59,83	17,24	62,07
1610	24,00	0,23	20,96	23,10	33,81	14,08	43,66
1621	12,65	–	11,16	12,65	–	–	41,18
1622	27,62	–	27,62	27,62	–	–	12,50
1629	18,59	–	14,87	18,59	–	–	40,00
1811	6,63	–	4,42	6,63	–	–	66,67
1813	5,14	0,86	1,71	5,14	–	–	33,33
1931	17,43	–	16,85	15,70	38,30	21,98	70,33
1932	17,81	–	15,58	17,81	–	–	62,50
2013	42,88	–	34,16	35,61	–	–	81,36
2029	–	–	–	–	–	–	–
2062	–	–	–	–	–	–	–
2071	26,37	–	13,19	26,37	–	–	83,33
2212	23,08	–	20,37	23,08	–	–	76,47
2219	95,61	–	13,66	95,61	–	–	45,71
2221	38,96	–	25,97	38,96	–	–	33,33
2222	7,55	–	3,78	6,61	94,44	125,00	50,00
2223	9,62	–	9,62	9,62	–	–	100,00
2229	5,49	–	5,49	5,49	–	–	100,00
2311	68,09	–	62,64	62,64	–	–	80,00
2320	7,62	–	5,08	2,54	–	–	100,00
2330	14,54	0,31	11,76	14,54	–	–	53,19
2342	15,03	–	10,85	15,86	–	–	61,11
2391	6,65	–	4,99	6,65	–	–	75,00
2422	78,47	–	56,50	56,50	–	–	68,00
2424	30,55	–	26,73	30,55	–	–	50,00
2441	37,38	–	28,04	37,38	–	–	62,50
2511	23,96	–	19,66	23,96	–	–	64,10

Capítulo 84 - Mato Grosso

84.2 - Indicadores de acidentes do trabalho, segundo a Classificação Nacional de Atividades Econômicas (CNAE), dos estabelecimentos localizados no estado do Mato Grosso - 2015

(continuação)

CNAE	INDICADORES DE ACIDENTES DO TRABALHO						
	Incidência (por 1.000 vínculos)	Incidência de Doenças Ocupacionais (por 1.000 vínculos)	Incidência de Acidentes Típicos (por 1.000 vínculos)	Incidência de Incapacidade Temporária (por 1.000 vínculos)	Taxa de Mortalidade (por 100.000 vínculos)	Taxa de Letalidade (por 1.000 acidentes)	Acidentalidade para a faixa 16 a 34 anos (por 100 acidentes)
2512	8,59	–	7,16	8,59	–	–	83,33
2532	17,30	–	5,77	17,30	–	–	100,00
2539	19,45	–	13,46	19,45	–	–	53,85
2542	8,03	–	4,01	8,03	–	–	100,00
2592	–	–	–	–	–	–	–
2599	21,51	–	15,64	21,51	–	–	63,64
2710	13,02	–	8,68	13,02	–	–	33,33
2823	–	–	–	–	–	–	–
2829	35,84	–	35,84	35,84	–	–	20,00
2833	84,83	–	80,69	86,90	206,90	24,39	53,66
2869	24,44	–	8,15	24,44	–	–	100,00
2930	5,52	–	5,52	5,52	–	–	50,00
2950	4,65	–	4,65	4,65	–	–	50,00
3101	21,76	0,91	16,78	21,31	–	–	58,33
3102	18,34	–	18,34	18,34	–	–	100,00
3104	14,96	–	7,48	14,96	–	–	50,00
3250	4,48	–	–	4,48	–	–	100,00
3299	7,48	–	–	7,48	–	–	33,33
3313	20,06	–	6,69	13,37	668,52	333,33	100,00
3314	10,76	0,90	9,86	10,76	–	–	41,67
3316	–	–	–	–	–	–	–
3321	11,98	–	4,79	11,98	–	–	60,00
3329	–	–	–	–	–	–	–
3511	37,39	2,55	30,59	33,14	84,97	22,73	61,36
3512	22,98	–	11,49	22,98	–	–	75,00
3514	15,93	–	13,72	15,49	–	–	52,78
3600	28,82	–	24,79	23,63	–	–	46,00
3702	57,37	–	28,69	57,37	–	–	16,67
3811	99,11	19,52	66,07	97,61	–	–	72,73
3832	17,40	–	13,05	8,70	–	–	25,00
4110	24,93	–	22,06	23,97	95,89	38,46	38,46
4120	13,41	0,20	10,28	12,80	30,25	22,56	51,50
4211	20,22	0,27	18,63	18,09	–	–	39,47
4212	22,53	–	21,31	10,78	–	–	60,87
4213	12,49	–	12,49	12,49	–	–	100,00
4221	35,12	–	32,15	21,02	24,73	7,04	67,61
4222	4,37	–	–	4,37	–	–	100,00
4292	17,66	–	16,55	18,76	–	–	37,50
4299	11,31	–	8,48	10,61	–	–	56,25
4311	27,03	–	27,03	27,03	–	–	66,67
4313	12,69	–	10,22	11,99	–	–	41,67
4319	24,84	–	24,84	4,14	–	–	66,67
4321	20,68	–	16,74	17,73	–	–	61,90
4322	6,18	2,06	4,12	6,18	–	–	66,67
4329	10,21	–	9,48	10,21	–	–	50,00
4330	8,71	–	5,23	9,58	87,11	100,00	40,00
4391	4,35	–	4,35	4,35	–	–	100,00
4399	15,13	–	13,54	14,73	–	–	57,89
4511	6,63	–	3,14	6,63	–	–	65,79
4520	9,24	0,37	5,91	9,24	18,48	20,00	60,00
4530	8,06	0,06	5,23	7,63	–	–	70,23
4541	9,08	–	2,94	8,81	–	–	91,18
4543	12,80	–	8,53	12,80	–	–	100,00
4611	–	–	–	–	–	–	–
4615	2,25	–	2,25	2,25	–	–	100,00
4622	14,70	–	11,76	13,23	–	–	65,00
4623	9,71	–	5,71	9,14	–	–	70,59
4632	8,10	0,90	4,95	8,10	–	–	55,56
4633	13,30	–	5,91	13,30	147,77	111,11	44,44
4634	5,01	–	1,67	5,01	–	–	66,67
4635	22,70	–	15,27	21,46	–	–	69,09
4637	3,88	–	1,94	3,88	–	–	50,00
4639	12,13	–	6,06	11,55	–	–	61,90
4641	14,06	–	9,38	14,06	–	–	33,33
4642	9,13	–	9,13	9,13	–	–	100,00
4644	5,17	–	1,29	3,87	–	–	50,00
4645	–	–	–	–	–	–	–
4646	6,19	–	–	4,13	–	–	66,67
4647	33,54	–	25,16	33,54	–	–	75,00
4649	6,88	–	2,75	6,88	–	–	40,00
4651	–	–	–	–	–	–	–
4661	12,49	0,22	8,40	12,28	43,07	34,48	79,31
4662	7,68	1,92	3,84	3,84	–	–	25,00
4665	12,47	–	–	12,47	–	–	–
4669	14,60	–	3,65	14,60	–	–	75,00
4671	29,94	–	23,29	29,94	–	–	22,22
4679	13,00	–	9,46	10,64	–	–	63,64
4681	8,94	–	7,45	6,71	–	–	41,67
4682	62,92	–	50,33	58,72	–	–	80,00
4683	6,54	–	1,31	6,54	–	–	75,00
4686	–	–	–	–	–	–	–
4687	14,08	–	14,08	14,08	–	–	66,67

Capítulo 84 - Mato Grosso

84.2 - Indicadores de acidentes do trabalho, segundo a Classificação Nacional de Atividades Econômicas (CNAE), dos estabelecimentos localizados no estado do Mato Grosso - 2015

(continuação)

CNAE	INDICADORES DE ACIDENTES DO TRABALHO						
	Incidência (por 1.000 vínculos)	Incidência de Doenças Ocupacionais (por 1.000 vínculos)	Incidência de Acidentes Típicos (por 1.000 vínculos)	Incidência de Incapacidade Temporária (por 1.000 vínculos)	Taxa de Mortalidade (por 100.000 vínculos)	Taxa de Letalidade (por 1.000 acidentes)	Acidentalidade para a faixa 16 a 34 anos (por 100 acidentes)
4689	5,29	–	5,29	5,29	–	–	–
4691	20,25	–	17,14	20,25	–	–	69,23
4692	7,07	–	7,07	7,07	–	–	–
4693	19,09	–	14,32	16,71	–	–	62,50
4711	9,50	0,03	6,83	9,37	6,94	7,30	67,15
4712	1,91	–	1,06	1,91	–	–	77,78
4713	7,32	–	4,39	5,86	–	–	60,00
4721	3,24	–	1,39	3,24	–	–	57,14
4722	12,23	1,11	8,90	12,23	–	–	90,91
4723	2,08	–	2,08	2,08	–	–	50,00
4724	2,06	–	2,06	2,06	–	–	100,00
4729	5,88	–	3,16	5,88	–	–	61,54
4731	4,28	0,09	2,05	4,01	8,92	20,83	60,42
4732	–	–	–	–	–	–	–
4741	9,25	–	3,08	9,25	–	–	100,00
4742	14,39	–	14,39	14,39	65,41	45,45	54,55
4743	10,67	–	4,27	10,67	106,70	100,00	80,00
4744	8,90	0,06	5,99	8,85	22,83	25,64	61,54
4751	3,21	–	1,61	3,48	26,78	83,33	91,67
4752	2,83	–	–	2,83	–	–	100,00
4753	7,42	–	3,18	7,42	–	–	69,39
4754	4,09	–	1,63	3,68	20,43	50,00	50,00
4755	2,49	–	0,62	2,49	–	–	50,00
4757	5,00	–	5,00	5,00	–	–	100,00
4759	3,59	–	1,44	2,87	–	–	40,00
4761	0,63	–	–	0,63	–	–	100,00
4763	2,81	–	0,70	2,81	–	–	50,00
4771	4,14	–	1,96	4,03	–	–	84,21
4772	4,05	–	2,70	4,05	–	–	66,67
4773	3,94	–	–	3,94	–	–	100,00
4774	0,78	–	–	0,78	–	–	–
4781	3,10	0,07	1,18	3,18	–	–	66,67
4782	0,66	–	–	0,66	–	–	100,00
4783	–	–	–	–	–	–	–
4784	16,76	0,84	10,05	15,92	–	–	95,00
4789	4,70	–	3,42	4,48	–	–	68,18
4911	17,81	–	17,81	7,42	–	–	58,33
4921	9,24	–	6,16	8,96	28,00	30,30	39,39
4922	13,78	–	4,82	13,09	–	–	30,00
4923	–	–	–	–	–	–	–
4924	–	–	–	–	–	–	–
4929	–	–	–	–	–	–	–
4930	13,69	0,04	10,60	12,65	66,78	48,78	40,55
5111	28,14	–	2,34	28,14	–	–	75,00
5211	15,66	–	12,00	14,66	–	–	61,70
5212	18,38	–	4,59	18,38	–	–	50,00
5221	34,12	–	29,71	13,21	110,05	32,26	64,52
5223	1,99	–	–	1,99	–	–	–
5229	16,04	–	9,17	16,04	–	–	28,57
5240	41,57	–	16,63	41,57	–	–	73,33
5310	133,18	0,58	125,04	91,89	–	–	43,67
5320	19,91	–	6,64	19,91	–	–	66,67
5510	3,65	0,15	1,90	3,35	14,58	40,00	48,00
5590	16,91	–	16,91	16,91	–	–	–
5611	5,27	–	2,94	5,09	–	–	63,64
5620	5,43	–	4,41	4,75	–	–	68,75
5829	4,34	–	4,34	4,34	–	–	–
5911	–	–	–	–	–	–	–
5914	16,05	–	5,35	10,70	–	–	66,67
6010	3,01	–	–	3,01	–	–	50,00
6021	2,96	0,99	–	2,96	–	–	100,00
6022	–	–	–	–	–	–	–
6110	15,08	–	13,57	15,08	–	–	60,00
6120	6,49	–	4,33	6,49	–	–	33,33
6190	3,66	–	3,66	3,66	–	–	100,00
6201	52,40	–	–	52,40	–	–	62,50
6202	3,44	–	1,72	2,86	–	–	33,33
6209	1,64	–	–	1,64	–	–	100,00
6311	–	–	–	–	–	–	–
6319	–	–	–	–	–	–	–
6421	13,61	1,43	11,46	3,58	–	–	52,63
6422	13,08	5,91	6,75	6,33	–	–	25,81
6423	0,96	–	0,96	0,96	–	–	–
6424	0,72	0,36	0,36	0,72	–	–	50,00
6462	12,23	–	8,15	12,23	–	–	33,33
6491	–	–	–	–	–	–	–
6493	–	–	–	–	–	–	–
6512	–	–	–	–	–	–	–
6550	7,00	–	2,00	6,00	–	–	71,43
6619	–	–	–	–	–	–	–
6622	7,26	–	–	7,26	–	–	100,00
6810	22,21	–	18,05	20,83	–	–	31,25

Capítulo 84 - Mato Grosso

84.2 - Indicadores de acidentes do trabalho, segundo a Classificação Nacional de Atividades Econômicas (CNAE), dos estabelecimentos localizados no estado do Mato Grosso - 2015

(conclusão)

CNAE	INDICADORES DE ACIDENTES DO TRABALHO						
	Incidência (por 1.000 vínculos)	Incidência de Doenças Ocupacionais (por 1.000 vínculos)	Incidência de Acidentes Típicos (por 1.000 vínculos)	Incidência de Incapacidade Temporária (por 1.000 vínculos)	Taxa de Mortalidade (por 100.000 vínculos)	Taxa de Letalidade (por 1.000 acidentes)	Acidentalidade para a faixa 16 a 34 anos (por 100 acidentes)
6821	2,00	–	–	2,00	–	–	100,00
6822	8,87	–	5,91	8,87	–	–	66,67
6911	1,38	–	0,69	1,38	–	–	100,00
6912	2,61	–	–	2,61	–	–	100,00
6920	3,82	–	1,17	3,67	–	–	76,92
7020	16,35	–	–	10,90	–	–	33,33
7112	39,13	–	35,95	29,61	–	–	72,97
7119	43,94	–	43,94	43,94	274,60	62,50	43,75
7120	8,19	–	6,55	8,19	–	–	100,00
7210	29,16	2,24	20,19	29,16	–	–	46,15
7311	–	–	–	–	–	–	–
7312	–	–	–	–	–	–	–
7319	11,96	–	1,99	11,96	–	–	50,00
7420	12,81	–	4,27	12,81	–	–	100,00
7490	24,03	–	16,02	22,43	–	–	100,00
7500	–	–	–	–	–	–	–
7711	5,80	–	1,45	4,35	–	–	75,00
7723	3,02	–	–	3,02	–	–	–
7729	–	–	–	–	–	–	–
7731	11,29	–	5,64	11,29	–	–	–
7732	13,78	–	6,89	12,41	–	–	50,00
7739	–	–	–	–	–	–	–
7820	5,66	–	0,71	4,25	70,76	125,00	50,00
7830	22,35	–	16,76	22,35	–	–	50,00
7911	0,95	–	–	0,95	–	–	–
8011	5,17	–	1,96	5,17	–	–	72,41
8012	16,42	–	8,21	16,42	–	–	50,00
8020	14,69	–	6,53	14,69	–	–	44,44
8111	3,84	–	1,44	3,84	–	–	50,00
8112	5,82	–	3,37	5,20	30,61	52,63	47,37
8121	1,92	0,17	0,70	1,92	–	–	45,45
8122	18,08	–	18,08	14,46	–	–	80,00
8129	11,41	–	11,41	11,41	163,02	142,86	71,43
8130	33,89	–	24,85	20,34	225,95	66,67	46,67
8211	7,00	0,47	3,73	6,53	–	–	86,67
8219	8,68	0,79	3,16	4,73	–	–	54,55
8220	1,99	–	1,99	1,99	–	–	100,00
8230	11,11	–	9,52	11,11	–	–	71,43
8291	3,05	–	–	3,05	–	–	66,67
8299	7,47	–	5,52	7,14	–	–	65,22
8411	1,84	0,03	1,26	1,21	1,28	6,94	34,03
8412	–	–	–	–	–	–	–
8423	5,25	2,62	–	5,25	–	–	100,00
8424	1,23	–	1,23	1,23	–	–	–
8511	52,30	–	4,55	52,30	–	–	39,13
8512	1,65	–	–	1,65	–	–	33,33
8513	2,70	–	1,96	2,45	–	–	36,36
8520	9,64	–	7,94	9,08	–	–	41,18
8531	5,30	–	1,77	4,95	–	–	33,33
8532	5,26	–	3,68	5,26	–	–	35,00
8541	–	–	–	–	–	–	–
8593	1,77	–	–	1,77	–	–	100,00
8599	7,15	–	3,25	7,15	–	–	63,64
8610	60,11	–	51,60	26,50	–	–	44,23
8630	4,94	–	3,48	3,48	–	–	70,59
8640	11,84	0,24	8,70	4,59	–	–	53,06
8650	5,17	–	2,07	4,14	–	–	40,00
8660	157,75	–	125,11	87,04	–	–	55,17
8690	6,16	–	6,16	6,16	–	–	–
8711	4,37	–	4,37	4,37	–	–	–
8712	15,29	7,64	7,64	15,29	–	–	–
8730	–	–	–	–	–	–	–
8800	23,92	–	19,44	17,19	–	–	34,38
9001	–	–	–	–	–	–	–
9312	2,47	–	2,47	2,47	–	–	100,00
9313	2,73	–	1,37	2,73	–	–	50,00
9329	12,88	–	11,04	12,88	–	–	85,71
9411	1,45	–	1,45	1,45	–	–	100,00
9412	2,26	–	–	2,26	–	–	–
9420	2,03	–	1,01	2,03	–	–	100,00
9430	2,62	–	1,67	2,86	–	–	27,27
9491	1,58	–	0,53	1,58	–	–	–
9499	12,66	–	6,33	8,44	–	–	83,33
9511	3,84	–	2,56	3,84	127,88	333,33	66,67
9512	9,08	–	9,08	9,08	–	–	100,00
9521	14,09	–	4,70	14,09	–	–	83,33
9529	12,23	–	4,08	12,23	–	–	100,00
9601	10,34	–	7,38	10,34	–	–	14,29
9602	1,28	–	1,28	1,28	–	–	–
9603	6,85	–	2,28	5,71	114,21	166,67	33,33
9609	1,88	–	–	1,88	–	–	100,00
9700	1,93	–	0,77	1,93	–	–	40,00
Outros(1)	18,65	0,13	7,41	17,75	38,32	20,55	54,79

Fonte: DATAPREV, CAT, SUB, CNIS.

Notas: 1. Os dados são preliminares, estando sujeitos a correções.
2. As atividades econômicas que apresentam valores zerados para os indicadores são aquelas onde não ocorreram acidentes no período.

(1) Englobam as atividades que possuíam número médio de vínculos no ano menor que 100.

Capítulo 85 - Goiás

85.1 - Indicadores de acidentes do trabalho, segundo a Classificação Nacional de Atividades Econômicas (CNAE), dos estabelecimentos localizados no estado de Goiás - 2014

(continua)

CNAE	INDICADORES DE ACIDENTES DO TRABALHO						
	Incidência (por 1.000 vínculos)	Incidência de Doenças Ocupacionais (por 1.000 vínculos)	Incidência de Acidentes Típicos (por 1.000 vínculos)	Incidência de Incapacidade Temporária (por 1.000 vínculos)	Taxa de Mortalidade (por 100.000 vínculos)	Taxa de Letalidade (por 1.000 acidentes)	Acidentalidade para a faixa 16 a 34 anos (por 100 acidentes)
TOTAL	**12,85**	**0,17**	**8,26**	**11,10**	**9,53**	**7,41**	**55,82**
0111	29,76	–	20,05	29,76	194,08	65,22	54,35
0112	200,68	–	32,76	200,68	–	–	40,82
0113	44,85	–	41,48	37,70	28,03	6,25	58,75
0115	15,88	–	12,32	15,72	48,63	30,61	45,92
0116	4,47	–	2,98	1,49	–	–	100,00
0119	6,12	–	5,68	6,55	–	–	42,86
0121	96,03	–	20,58	96,03	–	–	42,86
0122	6,31	–	–	6,31	–	–	–
0131	80,48	–	56,34	80,48	–	–	30,00
0133	–	–	–	–	–	–	–
0134	16,55	–	12,41	16,55	–	–	50,00
0139	14,82	–	5,39	14,82	–	–	45,45
0141	46,46	0,28	38,11	45,62	–	–	35,93
0142	45,66	–	36,53	45,66	–	–	20,00
0151	14,76	0,23	12,28	14,61	31,08	21,05	41,05
0154	12,99	–	12,99	12,99	–	–	60,00
0155	14,37	–	13,98	11,98	–	–	66,67
0159	14,10	–	7,05	14,10	–	–	50,00
0161	11,70	0,49	8,78	11,70	24,38	20,83	60,42
0162	34,34	–	33,30	34,34	–	–	51,52
0163	12,13	–	10,10	12,13	–	–	50,00
0210	8,61	–	7,17	8,61	–	–	33,33
0230	–	–	–	–	–	–	–
0724	15,81	–	15,20	3,04	–	–	57,69
0729	37,93	–	36,55	2,76	–	–	65,45
0810	20,97	–	18,56	19,94	34,38	16,39	49,18
0891	21,95	–	20,86	15,37	–	–	75,00
0899	34,45	–	27,75	19,14	382,78	111,11	38,89
0990	48,87	–	48,87	16,29	–	–	77,78
1011	27,39	0,38	25,13	21,22	7,52	2,75	69,23
1012	23,19	0,92	20,69	5,26	–	–	73,79
1013	15,16	–	12,79	14,68	–	–	62,50
1020	5,35	–	5,35	5,35	–	–	–
1031	10,24	–	7,68	5,44	–	–	53,13
1032	15,48	–	14,37	15,11	–	–	57,14
1033	13,08	–	10,90	13,08	–	–	83,33
1041	30,42	–	26,07	28,00	24,14	7,94	65,08
1042	22,21	–	16,81	17,41	–	–	48,65
1043	9,83	–	9,83	9,83	–	–	50,00
1051	19,43	–	18,58	19,43	–	–	43,48
1052	16,50	–	14,80	14,34	–	–	57,94
1053	5,61	–	4,90	5,61	–	–	62,50
1061	10,44	–	7,18	11,09	–	–	68,75
1062	19,85	–	18,19	19,85	–	–	66,67
1063	–	–	–	–	–	–	–
1064	25,88	–	25,88	25,88	–	–	66,67
1065	8,55	–	8,55	8,55	–	–	100,00
1066	15,87	–	12,35	14,81	70,54	44,44	62,22
1069	5,52	–	2,76	5,52	–	–	100,00
1071	30,70	–	30,08	24,30	7,71	2,51	62,56
1072	2,88	–	2,88	2,88	–	–	–
1081	1,37	–	1,37	1,37	–	–	100,00
1091	7,00	0,20	4,80	7,40	–	–	65,71
1092	100,44	–	92,98	13,60	–	–	80,79
1093	6,59	–	6,59	6,59	–	–	–
1094	17,42	1,45	10,16	15,97	–	–	58,33
1095	9,11	–	6,21	4,14	–	–	72,73
1096	18,06	–	13,81	18,06	–	–	41,18
1099	12,39	–	10,66	12,11	–	–	67,44
1111	6,38	–	–	6,38	–	–	100,00
1113	19,01	–	12,67	13,20	–	–	77,78
1121	25,53	–	18,72	23,83	–	–	60,00
1122	25,61	–	17,29	25,61	33,26	12,99	64,94
1311	18,51	–	18,51	18,51	–	–	71,43
1321	10,77	–	8,08	10,77	–	–	100,00
1330	–	–	–	–	–	–	–
1340	9,61	–	9,61	9,61	–	–	71,43
1351	4,22	0,70	0,70	4,22	–	–	50,00
1352	8,33	–	5,55	5,55	–	–	33,33
1354	6,29	–	6,29	6,29	–	–	100,00
1359	4,83	1,61	3,22	4,83	–	–	66,67
1411	3,52	–	0,81	3,52	–	–	61,54
1412	2,96	0,05	1,13	2,91	–	–	61,90
1413	6,14	–	2,46	4,91	–	–	20,00
1414	8,08	–	6,06	8,08	–	–	75,00
1422	17,17	–	12,56	16,33	–	–	75,61
1510	16,15	–	15,14	13,46	33,65	20,83	54,17
1521	3,16	–	3,16	–	–	–	–
1529	6,38	–	1,59	6,38	–	–	50,00
1531	1,89	–	–	1,89	–	–	50,00
1533	6,53	–	–	6,53	–	–	–
1539	–	–	–	–	–	–	–
1540	29,56	4,93	9,85	29,56	–	–	83,33
1610	71,28	–	15,27	71,28	–	–	42,86
1622	21,12	–	15,84	21,12	–	–	37,50
1623	20,37	–	20,37	20,37	–	–	40,00
1629	26,14	–	24,83	22,22	130,69	50,00	35,00
1721	32,87	–	28,17	32,87	–	–	71,43
1731	18,52	–	14,55	18,52	–	–	71,43

Capítulo 85 - Goiás

85.1 - Indicadores de acidentes do trabalho, segundo a Classificação Nacional de Atividades Econômicas (CNAE), dos estabelecimentos localizados no estado de Goiás - 2014

(continuação)

CNAE	INDICADORES DE ACIDENTES DO TRABALHO						
	Incidência (por 1.000 vínculos)	Incidência de Doenças Ocupacionais (por 1.000 vínculos)	Incidência de Acidentes Típicos (por 1.000 vínculos)	Incidência de Incapacidade Temporária (por 1.000 vínculos)	Taxa de Mortalidade (por 100.000 vínculos)	Taxa de Letalidade (por 1.000 acidentes)	Acidentalidade para a faixa 16 a 34 anos (por 100 acidentes)
1733	3,69	–	–	–	–	–	50,00
1741	22,80	–	19,69	22,80	–	–	63,64
1742	43,75	–	36,55	43,75	–	–	75,61
1749	34,42	2,87	11,47	31,55	–	–	58,33
1811	7,71	–	–	7,71	–	–	75,00
1813	8,67	0,62	5,57	8,67	–	–	78,57
1821	8,48	–	6,79	8,48	–	–	80,00
1931	35,45	0,04	34,02	28,66	11,33	3,19	61,02
1932	56,85	–	53,06	49,27	–	–	66,67
2012	3,08	–	3,08	–	–	–	100,00
2013	39,63	1,72	31,87	39,63	86,15	21,74	54,35
2021	14,04	–	7,02	14,04	–	–	100,00
2052	–	–	–	–	–	–	–
2061	22,80	0,84	17,73	15,20	–	–	66,67
2062	13,34	–	10,01	11,67	–	–	50,00
2063	6,85	1,05	2,63	6,85	–	–	61,54
2071	13,49	–	6,75	13,49	–	–	75,00
2073	–	–	–	–	–	–	–
2092	16,02	–	–	16,02	–	–	100,00
2099	38,62	–	34,08	15,90	113,59	29,41	64,71
2110	4,99	–	2,50	7,49	249,74	500,00	100,00
2121	19,96	0,18	15,43	19,68	18,48	9,26	76,39
2122	19,77	–	9,88	19,77	–	–	50,00
2212	11,87	–	11,87	10,68	–	–	80,00
2219	169,37	–	59,28	169,37	–	–	55,00
2222	29,49	0,52	23,02	28,97	25,87	8,77	74,56
2223	14,90	–	11,59	13,25	–	–	77,78
2229	33,85	0,74	28,70	32,38	–	–	73,91
2311	35,43	–	30,85	36,57	114,27	32,26	77,42
2319	8,52	–	–	8,52	–	–	100,00
2320	14,61	–	14,61	4,87	–	–	–
2330	19,24	0,74	16,65	18,13	55,49	28,85	57,69
2341	13,43	–	11,19	13,43	–	–	50,00
2342	18,66	0,37	16,04	18,28	–	–	53,00
2349	15,89	–	14,45	15,89	–	–	45,45
2391	12,43	0,59	10,66	11,25	–	–	52,38
2399	14,23	–	9,49	18,97	–	–	66,67
2412	33,90	–	32,35	4,62	–	–	63,64
2424	21,90	–	21,90	21,90	–	–	33,33
2431	30,51	–	20,34	20,34	–	–	33,33
2441	34,25	5,71	22,84	34,25	–	–	50,00
2452	25,26	–	–	25,26	–	–	20,00
2511	24,54	0,38	19,26	23,79	–	–	60,00
2512	16,83	–	12,98	14,38	–	–	58,33
2521	17,16	–	12,87	17,16	–	–	62,50
2532	20,94	–	15,23	20,94	–	–	45,45
2539	56,67	–	43,59	52,31	–	–	76,92
2542	15,75	–	14,82	15,75	–	–	47,06
2543	17,61	–	8,80	17,61	–	–	100,00
2591	25,74	–	22,31	25,74	–	–	80,00
2592	23,52	–	22,29	24,76	–	–	68,42
2593	12,93	–	12,93	12,93	–	–	50,00
2599	16,82	0,44	13,28	16,82	–	–	55,26
2610	–	–	–	–	–	–	–
2640	8,81	–	8,81	8,81	–	–	50,00
2710	15,70	–	15,70	15,70	–	–	60,00
2722	–	–	–	–	–	–	–
2731	32,60	–	26,67	32,60	–	–	95,45
2732	14,10	–	14,10	14,10	–	–	50,00
2790	24,38	–	12,19	24,38	–	–	50,00
2812	3,99	–	3,99	3,99	–	–	100,00
2813	4,01	–	2,00	6,01	–	–	100,00
2822	86,58	–	86,58	86,58	–	–	50,00
2823	4,26	–	–	4,26	–	–	100,00
2829	8,77	–	3,51	8,77	–	–	40,00
2833	34,51	5,25	28,51	16,51	–	–	63,04
2840	38,82	–	24,71	38,82	352,94	90,91	63,64
2854	31,52	–	23,64	31,52	–	–	50,00
2862	6,64	–	4,43	6,64	–	–	66,67
2869	9,49	–	9,49	9,49	–	–	50,00
2910	35,16	3,88	26,10	20,49	–	–	73,01
2930	22,39	0,66	19,10	19,10	–	–	73,53
2949	9,30	4,65	–	4,65	–	–	100,00
2950	8,60	–	3,44	6,88	–	–	80,00
3011	–	–	–	–	–	–	–
3012	13,62	–	6,81	13,62	–	–	50,00
3101	14,03	–	9,16	13,44	19,48	13,89	55,56
3102	9,11	–	6,83	9,11	–	–	75,00
3103	10,46	–	5,23	10,46	–	–	50,00
3104	11,93	–	10,55	11,01	–	–	73,08
3211	3,29	–	3,29	3,29	–	–	–
3212	5,81	–	–	5,81	–	–	50,00
3230	21,12	–	5,28	21,12	–	–	50,00
3240	15,27	–	7,63	15,27	–	–	50,00
3250	3,90	–	2,60	3,90	–	–	83,33
3292	2,01	–	–	2,01	–	–	100,00
3299	20,46	0,79	15,74	19,67	–	–	80,77
3311	25,07	3,58	14,32	21,49	–	–	57,14
3312	26,55	–	17,70	26,55	–	–	33,33

Capítulo 85 - Goiás

85.1 - Indicadores de acidentes do trabalho, segundo a Classificação Nacional de Atividades Econômicas (CNAE), dos estabelecimentos localizados no estado de Goiás - 2014

(continuação)

CNAE	INDICADORES DE ACIDENTES DO TRABALHO						
	Incidência (por 1.000 vínculos)	Incidência de Doenças Ocupacionais (por 1.000 vínculos)	Incidência de Acidentes Típicos (por 1.000 vínculos)	Incidência de Incapacidade Temporária (por 1.000 vínculos)	Taxa de Mortalidade (por 100.000 vínculos)	Taxa de Letalidade (por 1.000 acidentes)	Acidentalidade para a faixa 16 a 34 anos (por 100 acidentes)
3313	5,48	–	4,11	5,48	–	–	–
3314	8,05	0,54	6,44	6,98	–	–	40,00
3316	8,54	–	8,54	8,54	–	–	25,00
3319	–	–	–	–	–	–	–
3321	7,52	–	7,52	5,37	–	–	71,43
3329	8,78	–	7,32	8,78	–	–	33,33
3512	6,09	–	3,05	6,09	–	–	50,00
3514	22,18	–	18,30	17,19	–	–	5,00
3600	3,58	0,20	1,59	3,58	–	–	11,11
3701	34,67	–	19,26	34,67	–	–	66,67
3702	19,27	–	18,14	19,27	–	–	47,06
3811	19,33	–	12,33	19,03	38,85	20,10	41,21
3821	8,71	–	8,71	8,71	–	–	100,00
3822	9,31	–	9,31	9,31	–	–	100,00
3831	24,39	–	21,14	24,39	–	–	53,33
3832	21,75	–	14,50	24,17	–	–	33,33
3839	31,77	–	23,83	29,13	264,78	83,33	58,33
4110	21,00	–	15,50	20,37	37,50	17,86	60,12
4120	13,62	0,18	10,11	13,36	20,51	15,05	44,52
4211	14,24	0,08	12,32	12,64	32,01	22,47	43,82
4212	17,94	–	14,22	16,59	–	–	41,51
4213	9,35	–	–	9,35	–	–	33,33
4221	24,01	0,25	17,73	23,39	25,15	10,47	48,17
4222	13,02	–	9,64	13,02	–	–	29,63
4292	13,71	–	10,66	7,61	–	–	62,96
4299	13,49	–	9,48	11,48	86,14	63,83	44,68
4312	8,35	–	8,35	12,53	–	–	–
4313	11,48	0,81	7,45	10,47	20,14	17,54	49,12
4319	8,90	–	7,79	2,23	–	–	75,00
4321	10,92	0,31	5,93	10,92	62,37	57,14	60,00
4322	11,41	–	7,13	11,41	–	–	81,25
4329	11,66	0,56	4,44	11,66	55,52	47,62	71,43
4330	8,81	0,93	5,33	8,58	–	–	44,74
4391	5,89	–	5,89	5,89	–	–	50,00
4399	12,54	–	7,86	11,41	18,71	14,93	67,16
4511	7,05	–	3,38	7,15	9,66	13,70	60,27
4512	–	–	–	–	–	–	–
4520	10,86	0,14	6,91	10,44	14,11	12,99	63,64
4530	9,22	0,23	4,63	9,08	4,58	4,98	69,65
4541	7,07	–	3,03	6,82	–	–	71,43
4611	15,71	–	–	15,71	–	–	50,00
4613	–	–	–	–	–	–	–
4614	–	–	–	–	–	–	–
4616	–	–	–	–	–	–	–
4617	–	–	–	–	–	–	–
4618	2,69	–	–	2,69	–	–	–
4619	4,37	–	4,37	4,37	–	–	–
4622	–	–	–	–	–	–	–
4623	13,08	–	9,67	11,95	113,78	86,96	34,78
4631	27,37	–	5,47	21,90	–	–	60,00
4632	6,90	–	5,52	6,90	–	–	20,00
4633	5,57	0,46	2,79	5,57	46,42	83,33	58,33
4634	11,06	–	5,96	11,06	–	–	76,92
4635	24,44	–	14,85	24,21	–	–	73,83
4636	17,49	–	5,83	5,83	–	–	33,33
4637	6,34	–	3,81	5,71	–	–	80,00
4639	6,40	–	4,26	6,22	–	–	55,56
4641	8,72	–	4,76	8,72	–	–	81,82
4642	7,90	–	2,47	7,40	–	–	75,00
4643	–	–	–	–	–	–	–
4644	6,83	–	4,00	6,83	–	–	62,07
4645	9,22	–	2,05	8,19	–	–	66,67
4646	16,80	–	10,01	16,80	–	–	65,96
4647	6,95	–	4,17	6,95	–	–	20,00
4649	11,32	–	7,68	8,08	–	–	71,43
4651	–	–	–	–	–	–	–
4661	7,09	–	4,73	6,62	–	–	80,00
4662	7,15	–	7,15	7,15	–	–	50,00
4663	10,32	–	5,16	10,32	257,95	250,00	75,00
4664	4,42	–	4,42	4,42	–	–	–
4665	9,62	–	9,62	11,55	192,46	200,00	60,00
4669	9,13	0,61	6,09	6,09	–	–	60,00
4671	14,60	–	9,73	14,60	–	–	83,33
4672	17,80	–	10,95	15,06	–	–	76,92
4673	4,44	–	4,44	4,44	–	–	–
4674	–	–	–	–	–	–	–
4679	9,66	–	7,08	9,66	–	–	26,67
4681	8,64	–	6,48	7,56	–	–	37,50
4682	46,34	3,20	31,96	36,76	–	–	51,72
4683	2,69	–	1,34	2,69	–	–	75,00
4684	–	–	–	–	–	–	–
4685	–	–	–	–	–	–	–
4686	5,32	–	2,66	5,32	–	–	50,00
4687	13,19	–	11,73	13,19	–	–	55,56
4689	11,08	–	7,17	11,08	–	–	82,35
4691	9,84	–	3,69	9,84	–	–	75,00
4692	4,41	–	2,94	3,68	–	–	50,00
4693	8,78	0,42	5,85	8,36	–	–	76,19

Capítulo 85 - Goiás

85.1 - Indicadores de acidentes do trabalho, segundo a Classificação Nacional de Atividades Econômicas (CNAE), dos estabelecimentos localizados no estado de Goiás - 2014

(continuação)

CNAE	INDICADORES DE ACIDENTES DO TRABALHO						
	Incidência (por 1.000 vínculos)	Incidência de Doenças Ocupacionais (por 1.000 vínculos)	Incidência de Acidentes Típicos (por 1.000 vínculos)	Incidência de Incapacidade Temporária (por 1.000 vínculos)	Taxa de Mortalidade (por 100.000 vínculos)	Taxa de Letalidade (por 1.000 acidentes)	Acidentalidade para a faixa 16 a 34 anos (por 100 acidentes)
4711	8,41	0,06	5,90	8,29	5,76	6,85	66,44
4712	3,67	0,19	2,71	3,67	–	–	71,05
4713	16,18	–	5,78	15,02	57,79	35,71	67,86
4721	4,28	–	2,14	4,12	–	–	61,54
4722	8,96	0,78	5,46	8,96	–	–	60,87
4723	5,44	–	4,19	4,19	–	–	69,23
4724	8,56	–	4,28	8,56	–	–	80,00
4729	6,36	–	2,73	6,36	–	–	71,43
4731	5,43	0,07	3,11	5,43	–	–	61,33
4732	3,39	–	–	3,39	–	–	100,00
4741	10,94	–	2,98	10,94	–	–	54,55
4742	10,11	–	5,69	10,11	–	–	75,00
4743	12,73	–	7,83	11,75	–	–	69,23
4744	8,23	0,14	4,42	8,00	4,60	5,59	54,75
4751	6,96	–	2,46	6,55	–	–	76,47
4752	2,24	–	0,89	2,24	–	–	60,00
4753	8,93	–	5,31	8,03	11,31	12,66	69,62
4754	3,00	–	1,44	3,00	–	–	60,87
4755	3,35	0,42	1,05	3,35	20,95	62,50	50,00
4756	–	–	–	–	–	–	–
4757	7,11	–	3,56	6,23	–	–	75,00
4759	5,48	–	3,65	4,57	45,66	83,33	91,67
4761	1,22	–	0,92	1,22	–	–	75,00
4763	5,46	0,42	2,10	5,46	83,94	153,85	69,23
4771	5,20	–	2,69	4,90	5,98	11,49	74,71
4772	1,41	–	0,70	1,41	–	–	75,00
4773	4,51	–	–	4,51	–	–	75,00
4774	–	–	–	–	–	–	–
4781	3,11	0,15	1,22	3,06	–	–	85,25
4782	3,43	0,12	1,35	3,31	–	–	75,00
4783	2,56	–	0,85	2,56	85,43	333,33	100,00
4784	9,84	–	5,54	11,69	61,50	62,50	50,00
4785	–	–	–	–	–	–	–
4789	5,62	0,16	2,73	5,38	–	–	60,00
4911	31,70	–	19,02	19,02	633,91	200,00	100,00
4921	15,66	0,10	7,42	15,56	10,17	6,49	42,86
4922	11,74	0,25	6,49	11,24	49,94	42,55	51,06
4923	36,61	–	14,19	36,61	–	–	51,02
4924	2,31	–	–	2,31	230,68	1.000,00	–
4929	5,20	–	2,60	5,20	52,01	100,00	60,00
4930	10,68	0,28	7,11	10,07	46,17	43,23	39,19
5021	23,95	–	23,95	23,95	–	–	–
5111	27,82	–	3,27	27,82	–	–	41,18
5112	3,94	–	3,94	–	–	–	–
5211	14,33	–	11,18	13,98	–	–	58,54
5212	20,70	–	6,21	20,70	–	–	65,00
5222	–	–	–	–	–	–	–
5223	5,12	–	2,05	4,09	–	–	80,00
5229	11,83	–	3,38	11,83	–	–	85,71
5240	29,64	–	22,80	29,64	–	–	69,23
5250	30,38	–	15,19	26,58	–	–	87,50
5310	54,61	1,44	46,52	51,14	–	–	49,21
5320	18,93	–	9,81	18,93	–	–	66,67
5510	7,26	–	4,51	6,91	7,05	9,71	50,49
5590	1,95	–	1,95	1,95	–	–	100,00
5611	5,99	0,14	3,15	5,75	–	–	71,01
5612	5,37	–	5,37	5,37	–	–	100,00
5620	11,80	–	10,49	10,05	–	–	37,04
5819	–	–	–	–	–	–	–
5822	11,46	–	9,55	11,46	–	–	50,00
5829	5,24	–	3,50	3,50	–	–	66,67
5911	3,58	–	3,58	3,58	–	–	–
5914	–	–	–	–	–	–	–
6010	–	–	–	–	–	–	–
6021	9,31	0,78	5,43	8,54	–	–	75,00
6110	11,25	–	8,29	10,65	59,19	52,63	57,89
6120	–	–	–	–	–	–	–
6141	15,07	–	7,54	15,07	–	–	75,00
6190	1,83	–	1,83	1,83	–	–	100,00
6202	5,75	–	2,88	5,75	–	–	75,00
6203	–	–	–	–	–	–	–
6204	2,38	–	0,59	2,38	–	–	50,00
6209	2,03	–	0,81	2,03	–	–	60,00
6311	3,64	–	0,61	3,64	–	–	66,67
6319	–	–	–	–	–	–	–
6399	3,06	–	–	3,06	–	–	50,00
6421	1,38	0,92	0,46	1,38	–	–	–
6422	10,23	4,55	4,55	10,61	–	–	40,74
6423	3,81	–	1,76	3,52	–	–	38,46
6424	1,15	–	–	1,15	–	–	50,00
6434	5,38	–	–	5,38	–	–	100,00
6436	–	–	–	–	–	–	–
6462	12,33	–	7,05	10,57	–	–	71,43
6463	12,50	–	12,50	12,50	–	–	–
6491	4,08	–	4,08	4,08	–	–	100,00
6493	3,42	–	–	3,42	–	–	100,00
6499	–	–	–	–	–	–	–
6512	5,23	–	–	5,23	–	–	100,00
6550	8,08	–	4,41	6,61	–	–	63,64
6619	12,32	–	4,11	12,32	–	–	33,33

Capítulo 85 - Goiás

85.1 - Indicadores de acidentes do trabalho, segundo a Classificação Nacional de Atividades Econômicas (CNAE), dos estabelecimentos localizados no estado de Goiás - 2014

(conclusão)

CNAE	INDICADORES DE ACIDENTES DO TRABALHO						
	Incidência (por 1.000 vínculos)	Incidência de Doenças Ocupacionais (por 1.000 vínculos)	Incidência de Acidentes Típicos (por 1.000 vínculos)	Incidência de Incapacidade Temporária (por 1.000 vínculos)	Taxa de Mortalidade (por 100.000 vínculos)	Taxa de Letalidade (por 1.000 acidentes)	Acidentalidade para a faixa 16 a 34 anos (por 100 acidentes)
6622	1,48	–	0,74	1,48	–	–	100,00
6630	34,73	–	–	34,73	–	–	75,00
6810	17,90	0,46	16,52	16,06	–	–	48,72
6821	2,94	–	0,74	2,94	–	–	25,00
6822	13,47	–	8,66	13,47	192,49	142,86	64,29
6911	1,35	–	0,67	1,35	–	–	100,00
6912	0,61	–	–	0,61	–	–	100,00
6920	5,11	0,11	1,89	4,89	–	–	73,91
7020	6,02	–	2,41	4,82	120,39	200,00	80,00
7111	6,77	–	6,77	6,77	–	–	100,00
7112	19,02	–	11,35	17,49	–	–	50,00
7119	5,15	–	4,29	3,44	–	–	50,00
7120	10,52	–	7,01	8,77	–	–	66,67
7210	20,76	–	11,68	18,17	–	–	25,00
7311	1,96	–	–	1,96	–	–	100,00
7312	26,02	–	8,67	26,02	–	–	83,33
7319	6,63	–	3,32	6,63	–	–	66,67
7420	4,43	–	4,43	4,43	–	–	100,00
7490	7,44	–	3,31	7,44	–	–	66,67
7500	27,15	–	27,15	27,15	–	–	66,67
7711	1,34	–	0,67	1,34	–	–	100,00
7719	15,46	–	13,53	15,46	–	–	50,00
7722	7,79	–	7,79	7,79	–	–	100,00
7723	–	–	–	–	–	–	–
7729	2,64	–	2,64	2,64	–	–	100,00
7731	5,59	–	3,72	3,72	–	–	–
7732	11,33	–	8,95	10,14	59,64	52,63	52,63
7733	3,83	–	3,83	–	–	–	100,00
7739	5,42	0,60	3,01	5,42	–	–	77,78
7810	20,45	–	–	20,45	–	–	40,00
7820	5,89	–	4,34	4,45	–	–	69,81
7830	6,48	–	1,62	3,24	–	–	75,00
7911	2,06	–	0,69	2,06	–	–	100,00
7990	4,08	–	4,08	4,08	–	–	100,00
8011	9,63	0,07	3,04	9,42	–	–	54,14
8012	28,73	–	19,15	26,60	159,61	55,56	37,04
8111	7,88	–	1,69	7,88	–	–	28,57
8112	5,92	–	3,83	5,49	–	–	42,65
8121	6,09	–	2,99	5,83	–	–	38,98
8122	20,98	–	6,29	20,98	–	–	60,00
8129	8,96	2,71	2,71	7,33	27,14	30,30	27,27
8130	12,15	–	5,21	12,15	–	–	57,14
8211	5,66	–	2,92	5,15	–	–	60,61
8219	4,97	–	1,83	4,97	–	–	84,21
8220	8,49	0,17	1,72	8,44	5,74	6,76	76,35
8230	4,92	–	2,46	4,92	–	–	66,67
8291	4,69	0,59	0,59	4,69	–	–	62,50
8292	–	–	–	–	–	–	–
8299	10,49	0,19	6,68	8,97	–	–	52,73
8411	0,99	–	0,67	0,94	–	–	23,46
8412	–	–	–	–	–	–	–
8413	15,07	–	15,07	15,07	–	–	–
8423	4,20	–	3,15	4,20	–	–	50,00
8424	2,59	–	1,15	2,59	–	–	22,22
8430	1,62	–	–	1,62	–	–	–
8511	28,39	–	–	28,39	–	–	47,62
8512	1,48	–	0,81	1,48	–	–	36,36
8513	1,69	–	1,21	1,69	8,07	47,62	42,86
8520	0,86	0,04	0,27	0,78	3,92	45,45	40,91
8531	3,85	–	2,43	3,45	–	–	36,84
8532	2,18	–	1,41	1,93	–	–	47,06
8533	–	–	–	–	–	–	–
8541	2,41	–	1,20	2,41	–	–	50,00
8542	2,63	–	2,63	2,63	–	–	–
8550	1,13	–	0,56	1,13	–	–	50,00
8591	–	–	–	–	–	–	–
8592	5,91	–	–	5,91	–	–	100,00
8593	1,58	–	–	1,58	–	–	50,00
8599	4,60	–	2,06	4,11	–	–	48,94
8610	39,16	0,29	31,61	20,81	8,34	2,13	48,56
8630	15,53	0,15	10,40	8,75	–	–	59,22
8640	12,19	–	7,96	8,09	–	–	58,16
8650	3,75	–	2,68	1,61	–	–	85,71
8660	7,69	–	4,89	6,99	–	–	54,55
8690	1,61	–	1,29	1,29	–	–	60,00
8711	–	–	–	–	–	–	–
8720	20,06	–	8,92	17,83	–	–	33,33
8730	4,76	–	–	4,76	–	–	–
8800	24,23	–	17,04	21,05	–	–	55,86
9001	8,93	1,79	5,36	8,93	–	–	20,00
9312	5,72	–	4,16	5,72	–	–	63,64
9313	3,09	–	2,32	3,47	–	–	75,00
9319	5,76	–	5,76	5,76	–	–	100,00
9321	18,18	–	14,88	18,18	–	–	18,18
9329	3,09	–	3,09	3,09	–	–	100,00
9411	7,93	–	1,98	7,93	–	–	75,00
9412	10,31	–	4,42	10,31	–	–	100,00
9420	7,15	–	5,01	6,80	–	–	35,00
9430	7,13	0,08	4,86	5,95	–	–	55,29
9491	3,87	–	2,66	3,39	–	–	68,75
9492	–	–	–	–	–	–	–
9493	3,16	–	3,16	3,16	–	–	–
9499	21,11	–	15,90	9,25	–	–	56,16
9511	5,89	–	1,96	5,89	–	–	88,89
9512	6,25	–	6,25	6,25	–	–	100,00
9521	5,70	–	2,85	5,70	–	–	75,00
9529	6,30	–	3,15	6,30	–	–	75,00
9601	5,14	–	4,50	5,14	–	–	62,50
9602	3,39	–	1,70	3,39	–	–	66,67
9603	8,86	–	2,80	8,86	–	–	42,11
9609	7,95	–	5,30	6,62	–	–	50,00
Outros(1)	33,65	0,21	15,33	31,73	–	–	57,59

Fonte: DATAPREV, CAT, SUB, CNIS.

Notas: 1. Os dados são preliminares, estando sujeitos a correções.
2. As atividades econômicas que apresentam valores zerados para os indicadores são aquelas onde não ocorreram acidentes no período.

(1) Englobam as atividades que possuíam número médio de vínculos no ano menor que 100.

Capítulo 85 - Goiás

85.2 - Indicadores de acidentes do trabalho, segundo a Classificação Nacional de Atividades Econômicas (CNAE), dos estabelecimentos localizados no estado de Goiás - 2015

(continua)

CNAE	INDICADORES DE ACIDENTES DO TRABALHO						
	Incidência (por 1.000 vínculos)	Incidência de Doenças Ocupacionais (por 1.000 vínculos)	Incidência de Acidentes Típicos (por 1.000 vínculos)	Incidência de Incapacidade Temporária (por 1.000 vínculos)	Taxa de Mortalidade (por 100.000 vínculos)	Taxa de Letalidade (por 1.000 acidentes)	Acidentalidade para a faixa 16 a 34 anos (por 100 acidentes)
TOTAL	**11,64**	**0,15**	**7,55**	**9,87**	**7,59**	**6,52**	**55,35**
0111	8,51	–	4,64	8,36	15,48	18,18	50,91
0112	112,24	–	10,20	112,24	–	–	27,27
0113	19,74	–	19,22	17,69	12,82	6,49	51,30
0115	8,71	–	7,80	8,91	20,25	23,26	41,86
0116	–	–	–	–	–	–	–
0119	7,39	–	6,57	6,98	41,03	55,56	33,33
0121	20,44	–	2,36	20,44	–	–	50,00
0122	7,68	–	7,68	7,68	383,88	500,00	–
0131	75,31	6,28	69,04	75,31	–	–	33,33
0133	3,10	–	3,10	3,10	–	–	–
0134	27,69	–	10,38	27,69	–	–	75,00
0139	11,33	–	–	11,33	–	–	45,45
0141	64,12	0,62	56,34	61,32	93,38	14,56	40,78
0142	40,71	–	40,71	40,71	–	–	60,00
0151	3,88	0,03	3,56	3,88	2,91	7,52	41,35
0152	11,41	–	11,41	11,41	–	–	50,00
0153	–	–	–	–	–	–	–
0154	3,10	–	3,10	3,10	–	–	40,00
0155	8,64	–	8,05	7,66	19,64	22,73	38,64
0159	3,63	–	3,63	3,63	–	–	100,00
0161	5,08	–	4,23	4,89	18,81	37,04	50,00
0162	15,36	–	11,52	15,36	109,69	71,43	50,00
0163	5,36	–	4,28	5,36	–	–	60,00
0210	11,34	–	9,72	11,34	–	–	42,86
0220	–	–	–	–	–	–	–
0230	10,34	–	10,34	10,34	–	–	–
0322	–	–	–	–	–	–	–
0724	29,20	–	25,70	5,26	–	–	76,00
0729	19,69	–	19,69	1,97	–	–	63,33
0810	16,79	–	15,26	16,79	–	–	50,00
0891	19,78	2,70	17,08	12,59	89,90	45,45	45,45
0899	16,78	–	14,54	6,71	–	–	46,67
0990	26,32	–	26,32	–	–	–	25,00
1011	47,19	0,79	43,76	34,07	26,41	5,60	67,35
1012	23,58	0,86	20,91	6,90	5,04	2,14	75,64
1013	14,15	0,54	9,79	13,60	–	–	61,54
1020	5,07	–	–	5,07	–	–	100,00
1031	17,16	–	13,60	9,07	–	–	49,06
1032	25,54	–	23,10	25,13	–	–	55,56
1033	11,07	–	8,85	11,07	–	–	60,00
1041	19,10	–	16,95	18,15	–	–	53,75
1042	18,96	–	16,09	14,37	57,46	30,30	48,48
1043	18,87	–	18,87	18,87	–	–	75,00
1051	15,10	–	14,21	15,10	–	–	52,94
1052	13,82	0,16	10,71	11,80	–	–	62,92
1053	11,45	–	7,41	11,45	–	–	76,47
1061	15,01	–	9,14	14,36	–	–	47,83
1062	28,31	–	19,37	26,82	–	–	42,11
1064	10,24	–	8,19	10,24	–	–	60,00
1065	18,16	–	11,35	18,16	–	–	50,00
1066	17,72	–	13,74	17,00	–	–	63,27
1069	–	–	–	–	–	–	–
1071	26,77	0,08	25,71	20,19	7,56	2,82	55,37
1081	2,69	–	1,35	2,69	–	–	100,00
1091	5,83	0,22	3,45	5,72	–	–	59,26
1092	62,53	–	56,59	7,30	–	–	81,02
1094	9,85	–	1,97	9,85	–	–	60,00
1095	12,59	–	10,79	8,10	–	–	60,71
1096	27,86	–	19,29	27,86	–	–	69,23
1099	12,16	–	8,60	12,16	–	–	73,17
1111	12,08	–	6,04	12,08	–	–	–
1113	17,33	–	12,55	12,55	–	–	58,62
1121	16,48	–	14,83	16,48	–	–	60,00
1122	28,28	–	20,05	27,93	35,80	12,66	60,76
1311	14,41	–	14,41	14,41	–	–	–
1321	16,47	–	16,47	16,47	–	–	20,00
1330	–	–	–	–	–	–	–
1340	7,34	–	5,87	7,34	–	–	60,00
1351	3,53	–	2,82	3,53	–	–	100,00
1352	5,96	–	5,96	5,96	–	–	–
1354	3,61	–	–	3,61	–	–	100,00
1359	5,94	–	3,96	5,94	–	–	66,67
1411	2,90	–	0,29	2,90	–	–	50,00
1412	2,53	0,05	1,29	2,58	9,94	39,22	58,82
1413	8,62	–	3,69	6,16	–	–	57,14

Capítulo 85 - Goiás

85.2 - Indicadores de acidentes do trabalho, segundo a Classificação Nacional de Atividades Econômicas (CNAE), dos estabelecimentos localizados no estado de Goiás - 2015

(continuação)

CNAE	INDICADORES DE ACIDENTES DO TRABALHO						
	Incidência (por 1.000 vínculos)	Incidência de Doenças Ocupacionais (por 1.000 vínculos)	Incidência de Acidentes Típicos (por 1.000 vínculos)	Incidência de Incapacidade Temporária (por 1.000 vínculos)	Taxa de Mortalidade (por 100.000 vínculos)	Taxa de Letalidade (por 1.000 acidentes)	Acidentalidade para a faixa 16 a 34 anos (por 100 acidentes)
1414	16,38	2,34	4,68	14,04	–	–	28,57
1422	13,27	–	8,34	11,38	–	–	68,57
1510	11,48	0,40	9,50	8,71	–	–	44,83
1521	3,64	–	–	3,64	–	–	100,00
1529	6,96	–	–	3,48	–	–	50,00
1531	3,41	–	–	3,41	–	–	66,67
1533	9,15	–	–	9,15	–	–	100,00
1539	4,26	–	4,26	4,26	–	–	–
1540	–	–	–	–	–	–	–
1610	45,91	–	31,78	45,91	–	–	38,46
1622	16,00	–	10,67	13,33	–	–	50,00
1623	20,35	–	20,35	20,35	–	–	75,00
1629	21,35	–	19,93	18,51	–	–	26,67
1721	24,89	–	21,78	24,89	–	–	50,00
1731	14,52	–	11,61	14,52	–	–	73,33
1733	9,51	–	9,51	5,71	–	–	60,00
1741	55,53	–	47,90	54,44	108,87	19,61	62,75
1742	54,10	0,56	46,57	52,43	–	–	79,90
1811	–	–	–	–	–	–	–
1813	5,46	–	2,73	4,78	–	–	62,50
1821	7,73	–	1,93	7,73	–	–	50,00
1822	–	–	–	–	–	–	–
1931	28,32	0,08	27,19	22,04	4,02	1,42	60,94
1932	46,44	–	46,44	46,44	–	–	83,33
2012	6,74	–	6,74	–	–	–	–
2013	33,76	–	28,39	30,69	–	–	72,73
2021	8,75	–	–	8,75	–	–	100,00
2061	15,98	–	13,46	12,62	–	–	52,63
2062	13,54	–	9,02	13,54	–	–	66,67
2063	7,76	–	6,46	7,76	–	–	91,67
2071	12,47	–	4,54	12,47	–	–	54,55
2073	32,77	–	19,66	32,77	–	–	40,00
2092	–	–	–	–	–	–	–
2099	21,83	1,28	17,98	15,41	–	–	47,06
2110	7,09	–	4,73	7,09	–	–	66,67
2121	15,99	0,09	13,64	15,73	–	–	74,46
2122	9,84	–	4,92	9,84	–	–	50,00
2212	9,95	–	7,74	9,95	–	–	55,56
2219	98,80	–	15,20	91,20	–	–	38,46
2221	25,60	–	17,07	25,60	–	–	100,00
2222	24,39	0,28	19,06	23,83	–	–	65,52
2223	29,59	–	25,65	29,59	–	–	60,00
2229	24,69	0,82	20,57	23,87	–	–	46,67
2311	24,21	–	21,66	24,21	–	–	73,68
2319	16,51	–	8,25	8,25	–	–	100,00
2320	18,77	–	18,77	–	–	–	57,14
2330	13,54	–	11,77	11,58	19,62	14,49	53,62
2341	11,07	–	8,30	11,07	–	–	50,00
2342	15,31	0,20	13,47	13,26	20,41	13,33	44,00
2349	7,93	–	4,76	7,93	–	–	40,00
2391	9,95	0,59	7,03	9,95	–	–	64,71
2399	16,74	–	16,74	16,74	–	–	66,67
2412	24,05	4,18	19,87	4,71	–	–	43,48
2424	12,75	–	12,75	12,75	–	–	–
2431	6,20	–	6,20	6,20	–	–	100,00
2441	14,59	–	7,29	14,59	–	–	50,00
2452	11,82	–	11,82	11,82	–	–	–
2511	23,07	0,42	16,78	21,39	–	–	72,73
2512	22,71	–	18,09	15,40	–	–	62,71
2521	7,68	–	7,68	7,68	–	–	66,67
2532	12,54	–	10,75	12,54	–	–	57,14
2539	12,82	–	7,83	12,11	–	–	72,22
2542	4,93	–	2,96	4,93	–	–	80,00
2591	37,57	1,63	29,40	35,94	–	–	73,91
2592	11,56	–	8,67	11,56	–	–	62,50
2593	19,80	–	19,80	19,80	–	–	100,00
2599	14,27	–	11,59	13,82	–	–	56,25
2610	–	–	–	7,47	–	–	–
2640	6,61	–	6,61	6,61	–	–	100,00
2710	11,77	–	7,06	9,42	–	–	40,00
2722	14,67	–	7,33	14,67	–	–	100,00
2731	12,10	1,10	4,40	12,10	–	–	81,82
2732	7,83	–	7,83	7,83	–	–	100,00
2790	17,28	–	6,91	13,82	–	–	60,00
2812	4,33	–	–	4,33	–	–	–
2813	10,81	–	4,33	10,81	–	–	20,00

Capítulo 85 - Goiás

85.2 - Indicadores de acidentes do trabalho, segundo a Classificação Nacional de Atividades Econômicas (CNAE), dos estabelecimentos localizados no estado de Goiás - 2015

(continuação)

CNAE	INDICADORES DE ACIDENTES DO TRABALHO						
	Incidência (por 1.000 vínculos)	Incidência de Doenças Ocupacionais (por 1.000 vínculos)	Incidência de Acidentes Típicos (por 1.000 vínculos)	Incidência de Incapacidade Temporária (por 1.000 vínculos)	Taxa de Mortalidade (por 100.000 vínculos)	Taxa de Letalidade (por 1.000 acidentes)	Acidentalidade para a faixa 16 a 34 anos (por 100 acidentes)
2822	61,45	–	61,45	61,45	–	–	57,14
2823	14,05	–	9,36	14,05	–	–	100,00
2829	17,11	–	6,41	14,97	–	–	62,50
2833	22,82	2,17	17,38	10,86	–	–	57,14
2840	36,37	–	36,37	29,10	–	–	80,00
2862	22,76	–	22,76	22,76	–	–	37,50
2869	37,88	–	30,30	37,88	–	–	60,00
2910	33,62	1,91	25,15	15,03	–	–	68,29
2930	22,60	1,00	20,59	20,09	–	–	80,00
2949	16,66	–	12,50	16,66	–	–	50,00
2950	5,90	–	3,93	5,90	–	–	66,67
3012	6,62	–	6,62	6,62	–	–	–
3101	9,94	–	7,71	9,73	–	–	53,06
3102	7,97	–	5,31	7,97	–	–	33,33
3103	–	–	–	–	–	–	–
3104	13,32	–	9,52	13,80	–	–	67,86
3211	–	–	–	–	–	–	–
3212	3,00	–	1,50	3,00	–	–	100,00
3230	72,68	7,27	14,54	72,68	–	–	60,00
3240	–	–	–	–	–	–	–
3250	4,36	–	1,87	4,36	–	–	42,86
3292	4,11	–	4,11	4,11	–	–	–
3299	21,00	–	12,44	18,67	77,78	37,04	66,67
3311	19,12	–	19,12	19,12	–	–	80,00
3312	–	–	–	–	–	–	–
3313	7,09	–	5,67	7,09	–	–	100,00
3314	8,62	–	5,75	8,14	47,89	55,56	66,67
3316	2,04	–	–	2,04	–	–	100,00
3319	13,59	–	13,59	9,06	–	–	83,33
3321	10,01	–	8,68	10,01	–	–	60,00
3329	3,34	1,67	1,67	3,34	–	–	100,00
3511	37,73	1,57	26,72	29,87	–	–	50,00
3512	7,99	–	7,99	7,99	–	–	33,33
3514	18,59	–	14,07	14,57	–	–	21,62
3600	2,42	–	0,93	2,42	–	–	30,77
3701	56,47	–	35,29	60,00	–	–	75,00
3702	28,95	–	24,32	23,16	–	–	52,00
3811	14,87	0,20	9,36	13,30	9,85	6,62	50,99
3822	9,30	–	–	9,30	–	–	–
3831	22,55	–	18,79	22,55	–	–	33,33
3832	27,75	–	20,18	27,75	504,52	181,82	36,36
3839	62,48	2,98	29,75	65,46	–	–	57,14
4110	12,99	–	9,47	12,82	–	–	50,97
4120	10,79	0,13	7,91	10,24	9,57	8,88	44,38
4211	12,57	–	11,07	10,66	–	–	46,74
4212	14,52	–	12,91	13,72	–	–	38,89
4213	2,94	–	2,94	2,94	–	–	100,00
4221	21,07	–	15,12	20,45	–	–	51,76
4222	13,87	–	10,25	12,67	–	–	56,52
4292	12,75	–	10,55	5,28	43,97	34,48	62,07
4299	10,86	–	8,69	8,69	–	–	54,29
4312	8,11	–	8,11	8,11	–	–	100,00
4313	8,93	0,25	6,70	8,93	–	–	44,44
4319	21,51	–	18,64	2,87	–	–	60,00
4321	8,53	–	5,90	8,53	65,58	76,92	76,92
4322	11,79	–	6,63	11,79	–	–	62,50
4329	14,73	0,55	12,00	15,28	54,57	37,04	59,26
4330	7,96	–	5,12	7,39	28,42	35,71	64,29
4391	5,24	–	4,36	5,24	–	–	33,33
4399	13,66	0,22	10,57	12,11	–	–	50,00
4511	6,37	–	3,13	6,17	–	–	66,67
4512	4,94	–	4,94	4,94	–	–	–
4520	8,37	0,41	5,35	7,96	13,72	16,39	63,93
4530	6,43	0,09	3,40	6,43	4,66	7,25	63,04
4541	7,14	–	2,38	7,14	–	–	74,07
4613	–	–	–	–	–	–	–
4614	–	–	–	–	–	–	–
4616	–	–	–	–	–	–	–
4617	–	–	–	–	–	–	–
4618	–	–	–	–	–	–	–
4619	–	–	–	–	–	–	–
4622	21,16	–	21,16	14,11	–	–	66,67
4623	6,22	–	3,63	5,70	–	–	66,67
4631	41,47	–	25,92	41,47	–	–	37,50
4632	17,51	–	12,51	16,26	–	–	64,29
4633	4,90	–	2,94	4,90	49,04	100,00	70,00

Capítulo 85 - Goiás

85.2 - Indicadores de acidentes do trabalho, segundo a Classificação Nacional de Atividades Econômicas (CNAE), dos estabelecimentos localizados no estado de Goiás - 2015

(continuação)

CNAE	INDICADORES DE ACIDENTES DO TRABALHO						
	Incidência (por 1.000 vínculos)	Incidência de Doenças Ocupacionais (por 1.000 vínculos)	Incidência de Acidentes Típicos (por 1.000 vínculos)	Incidência de Incapacidade Temporária (por 1.000 vínculos)	Taxa de Mortalidade (por 100.000 vínculos)	Taxa de Letalidade (por 1.000 acidentes)	Acidentalidade para a faixa 16 a 34 anos (por 100 acidentes)
4634	10,61	–	6,53	10,61	–	–	46,15
4635	17,48	–	11,89	17,48	–	–	69,44
4636	18,43	–	6,14	18,43	–	–	33,33
4637	10,26	–	3,42	10,26	–	–	86,67
4639	8,70	–	5,33	8,35	–	–	61,22
4641	6,35	–	3,18	6,35	–	–	62,50
4642	16,42	0,51	11,29	14,88	–	–	81,25
4643	4,07	–	–	4,07	–	–	–
4644	8,40	–	3,57	7,56	–	–	82,50
4645	6,29	–	2,70	6,29	–	–	42,86
4646	15,23	–	9,21	15,23	–	–	74,42
4647	3,17	–	–	3,17	–	–	100,00
4649	8,93	–	5,17	7,99	46,98	52,63	52,63
4651	–	–	–	–	–	–	–
4652	–	–	–	–	–	–	–
4661	4,54	–	2,02	4,54	–	–	77,78
4662	12,74	–	12,74	11,15	–	–	50,00
4663	12,68	–	7,61	10,15	–	–	80,00
4664	3,80	–	3,80	3,80	–	–	–
4665	3,86	–	–	1,93	–	–	100,00
4669	6,63	–	3,01	5,43	–	–	54,55
4671	9,97	–	7,48	9,97	–	–	50,00
4672	3,14	–	3,14	3,14	–	–	100,00
4673	5,18	–	3,88	5,18	–	–	100,00
4674	9,58	–	9,58	9,58	–	–	–
4679	9,84	0,61	3,69	9,84	–	–	50,00
4681	4,55	–	1,14	4,55	–	–	100,00
4682	42,50	1,57	29,91	40,93	157,42	37,04	66,67
4683	4,14	–	0,59	3,55	59,15	142,86	71,43
4685	19,53	–	6,51	19,53	–	–	66,67
4686	2,89	–	2,89	2,89	–	–	50,00
4687	16,01	–	14,55	14,55	–	–	81,82
4689	18,95	–	13,26	18,95	94,75	50,00	60,00
4691	9,42	–	7,54	8,48	–	–	60,00
4692	4,97	–	2,84	4,97	71,05	142,86	85,71
4693	7,66	–	3,41	7,66	–	–	66,67
4711	8,71	0,09	6,21	8,76	5,67	6,51	66,12
4712	3,46	0,19	2,06	3,55	9,35	27,03	64,86
4713	10,12	–	7,15	9,53	–	–	70,59
4721	2,79	0,19	1,11	2,60	–	–	66,67
4722	5,47	–	3,91	5,08	–	–	57,14
4723	8,74	–	5,41	9,15	83,19	95,24	80,95
4724	2,46	–	1,64	2,46	–	–	66,67
4729	6,14	–	2,70	5,65	24,57	40,00	76,00
4731	6,21	–	2,86	6,07	–	–	60,67
4732	3,29	–	3,29	3,29	–	–	100,00
4741	10,30	–	5,62	9,36	–	–	72,73
4742	9,35	–	5,61	9,35	–	–	66,67
4743	7,17	–	4,10	7,17	–	–	85,71
4744	6,55	0,33	4,25	6,40	14,03	21,43	56,43
4751	5,00	–	1,75	4,75	25,01	50,00	80,00
4752	6,29	–	–	6,29	–	–	76,92
4753	6,51	0,13	3,26	6,01	–	–	75,00
4754	4,23	–	1,92	4,11	–	–	57,58
4755	3,70	0,22	1,09	3,70	–	–	76,47
4756	3,37	–	3,37	3,37	–	–	–
4757	6,41	–	3,66	6,41	–	–	71,43
4759	5,33	–	1,78	5,33	–	–	83,33
4761	1,25	–	0,31	1,25	–	–	75,00
4763	2,07	–	–	2,07	–	–	100,00
4771	4,96	0,06	2,07	4,50	–	–	72,09
4772	4,24	–	1,06	3,89	–	–	83,33
4773	5,50	–	1,37	5,50	–	–	50,00
4774	1,04	–	0,52	0,52	–	–	100,00
4781	2,38	–	1,22	2,28	–	–	72,34
4782	4,11	0,12	1,62	3,86	–	–	72,73
4783	4,24	0,85	0,85	4,24	–	–	40,00
4784	13,76	–	6,30	13,76	57,32	41,67	70,83
4785	7,94	–	–	7,94	–	–	–
4789	5,46	–	2,60	5,11	–	–	79,37
4911	4,26	–	4,26	–	–	–	100,00
4921	15,50	0,23	7,52	15,39	–	–	37,12
4922	5,28	–	4,32	5,28	–	–	40,91
4923	16,71	–	2,78	16,71	–	–	37,50
4924	2,09	–	2,09	2,09	–	–	–
4929	8,28	0,55	4,42	7,18	–	–	33,33

Capítulo 85 - Goiás

85.2 - Indicadores de acidentes do trabalho, segundo a Classificação Nacional de Atividades Econômicas (CNAE), dos estabelecimentos localizados no estado de Goiás - 2015

(continuação)

CNAE	INDICADORES DE ACIDENTES DO TRABALHO						
	Incidência (por 1.000 vínculos)	Incidência de Doenças Ocupacionais (por 1.000 vínculos)	Incidência de Acidentes Típicos (por 1.000 vínculos)	Incidência de Incapacidade Temporária (por 1.000 vínculos)	Taxa de Mortalidade (por 100.000 vínculos)	Taxa de Letalidade (por 1.000 acidentes)	Acidentalidade para a faixa 16 a 34 anos (por 100 acidentes)
4930	9,47	0,16	6,59	8,53	34,37	36,30	42,24
5111	44,11	–	1,63	44,11	–	–	55,56
5112	3,97	–	–	3,97	–	–	100,00
5211	10,65	–	8,17	10,65	35,51	33,33	60,00
5212	6,32	–	1,58	6,32	–	–	50,00
5221	27,75	–	24,66	24,66	–	–	50,00
5223	5,53	–	–	5,53	–	–	83,33
5229	10,60	–	4,42	10,60	–	–	83,33
5231	–	–	–	–	–	–	–
5240	28,65	–	22,04	28,65	–	–	69,23
5250	17,84	–	–	17,84	–	–	66,67
5310	46,25	2,60	39,60	37,87	–	–	46,88
5320	19,04	–	11,90	18,25	–	–	54,17
5510	8,71	–	5,34	8,15	21,08	24,19	50,00
5590	–	–	–	–	–	–	–
5611	6,59	0,08	3,49	6,54	8,31	12,61	67,65
5612	7,13	–	7,13	7,13	–	–	100,00
5620	15,17	–	10,68	14,31	–	–	32,39
5811	7,46	–	–	–	–	–	–
5819	–	–	–	–	–	–	–
5822	3,19	–	1,59	3,19	–	–	–
5829	7,80	–	7,80	7,80	–	–	50,00
5911	4,01	–	–	4,01	–	–	100,00
5914	2,71	–	2,71	2,71	–	–	–
6010	0,74	–	–	0,74	–	–	100,00
6021	16,44	–	8,61	14,87	–	–	57,14
6110	8,00	0,53	6,93	7,47	–	–	60,00
6120	6,88	–	4,59	6,88	–	–	50,00
6190	7,37	–	2,46	7,37	–	–	100,00
6201	11,43	–	1,04	11,43	–	–	27,27
6202	3,90	–	1,30	3,90	–	–	33,33
6203	1,81	–	–	1,81	–	–	100,00
6204	5,64	–	2,42	5,64	–	–	71,43
6209	2,64	–	0,53	2,64	–	–	60,00
6311	5,18	–	0,74	5,18	74,00	142,86	42,86
6319	–	–	–	–	–	–	–
6399	5,32	–	1,77	5,32	–	–	66,67
6421	0,46	–	0,46	0,46	–	–	–
6422	8,78	5,07	2,73	8,58	19,51	22,22	33,33
6423	1,75	0,58	0,58	1,75	–	–	33,33
6424	2,64	0,53	0,53	2,64	–	–	80,00
6434	–	–	–	–	–	–	–
6436	8,10	–	8,10	8,10	–	–	100,00
6462	8,19	–	0,82	8,19	81,86	100,00	60,00
6463	14,15	–	10,61	14,15	–	–	100,00
6491	–	–	–	–	–	–	–
6493	–	–	–	–	–	–	–
6512	–	–	–	–	–	–	–
6550	9,35	–	4,01	8,68	–	–	78,57
6613	8,75	–	–	8,75	–	–	100,00
6619	–	–	–	–	–	–	–
6622	5,33	–	1,33	5,33	–	–	62,50
6810	10,06	–	5,03	10,06	71,83	71,43	42,86
6821	3,92	–	2,61	2,61	–	–	66,67
6822	7,11	–	4,27	6,40	–	–	90,00
6911	1,76	–	0,88	1,76	–	–	75,00
6912	1,15	–	0,58	1,15	–	–	–
6920	4,27	–	1,25	4,06	–	–	75,61
7020	8,02	–	2,19	8,02	–	–	72,73
7111	6,06	–	–	6,06	–	–	100,00
7112	18,83	0,36	14,85	16,29	–	–	50,00
7119	3,53	–	3,53	3,53	–	–	50,00
7120	8,41	–	6,72	6,72	–	–	80,00
7210	8,65	–	8,65	5,41	–	–	37,50
7220	6,12	–	–	6,12	–	–	–
7311	6,63	–	–	6,63	–	–	66,67
7312	8,99	–	4,50	8,99	–	–	50,00
7319	3,85	–	0,96	3,85	–	–	100,00
7420	13,81	–	–	13,81	–	–	50,00
7490	7,00	–	4,38	6,13	–	–	62,50
7500	–	–	–	–	–	–	–
7711	8,46	–	4,84	8,46	–	–	42,86
7719	15,89	–	11,35	13,62	–	–	57,14
7722	–	–	–	–	–	–	–
7723	–	–	–	–	–	–	–
7729	2,51	–	–	2,51	–	–	–

Capítulo 85 - Goiás

85.2 - Indicadores de acidentes do trabalho, segundo a Classificação Nacional de Atividades Econômicas (CNAE), dos estabelecimentos localizados no estado de Goiás - 2015

(conclusão)

CNAE	INDICADORES DE ACIDENTES DO TRABALHO						
	Incidência (por 1.000 vínculos)	Incidência de Doenças Ocupacionais (por 1.000 vínculos)	Incidência de Acidentes Típicos (por 1.000 vínculos)	Incidência de Incapacidade Temporária (por 1.000 vínculos)	Taxa de Mortalidade (por 100.000 vínculos)	Taxa de Letalidade (por 1.000 acidentes)	Acidentalidade para a faixa 16 a 34 anos (por 100 acidentes)
7731	3,46	–	3,46	5,20	173,24	500,00	50,00
7732	4,35	–	3,11	3,73	–	–	–
7733	10,91	–	–	10,91	–	–	100,00
7739	6,74	–	5,51	6,74	–	–	63,64
7810	38,03	–	21,13	33,80	–	–	55,56
7820	7,89	0,10	6,12	6,85	10,38	13,16	65,79
7830	17,63	–	13,23	17,63	–	–	100,00
7911	1,49	0,75	–	1,49	–	–	–
7990	4,20	–	–	4,20	–	–	100,00
8011	6,43	0,07	1,50	6,29	21,43	33,33	52,22
8012	25,44	–	16,61	19,73	51,91	20,41	40,82
8020	15,94	–	11,96	15,94	199,27	125,00	75,00
8111	5,32	–	1,93	5,32	–	–	36,36
8112	5,59	–	3,35	5,42	8,60	15,38	41,54
8121	5,30	0,09	2,18	4,97	–	–	33,04
8122	1,98	–	1,98	1,98	–	–	–
8129	11,21	2,32	4,25	10,43	38,65	34,48	20,69
8130	7,10	–	3,55	7,10	–	–	50,00
8211	4,66	–	2,49	4,35	–	–	66,67
8219	3,41	–	0,68	3,41	–	–	60,00
8220	10,13	0,06	1,95	10,00	6,49	6,41	80,13
8230	3,56	–	1,42	3,56	–	–	60,00
8291	4,07	–	1,16	4,07	–	–	57,14
8292	–	–	–	–	–	–	–
8299	7,85	0,11	5,16	7,40	–	–	48,57
8411	1,08	–	0,75	0,97	–	–	32,10
8412	–	–	–	–	–	–	–
8413	–	–	–	–	–	–	–
8424	2,23	–	1,56	2,23	–	–	30,00
8430	2,72	–	1,36	2,72	–	–	–
8511	26,99	–	1,80	25,19	–	–	31,11
8512	1,79	0,13	0,77	1,79	–	–	64,29
8513	1,94	–	0,93	1,94	–	–	36,00
8520	0,49	–	0,27	0,49	–	–	33,33
8531	3,65	–	1,54	3,65	–	–	57,89
8532	3,26	–	1,36	3,26	–	–	29,17
8533	–	–	–	–	–	–	–
8541	5,14	–	3,86	5,14	–	–	75,00
8542	9,49	–	6,32	9,49	–	–	100,00
8550	1,90	–	1,27	1,90	–	–	33,33
8591	–	–	–	–	–	–	–
8592	–	–	–	–	–	–	–
8593	3,11	–	1,55	3,11	–	–	100,00
8599	5,09	–	2,26	5,00	–	–	61,11
8610	38,40	0,29	32,07	18,03	–	–	45,81
8630	9,25	0,14	6,77	4,56	–	–	52,24
8640	12,51	–	6,38	9,26	12,03	9,62	68,27
8650	1,84	–	0,92	1,53	–	–	83,33
8660	2,07	–	1,38	1,73	–	–	50,00
8690	2,78	–	1,74	2,44	–	–	62,50
8711	8,25	–	3,30	6,60	–	–	20,00
8720	20,79	2,31	16,17	18,48	–	–	11,11
8730	1,53	–	1,53	1,53	–	–	–
8800	18,37	0,15	12,85	15,98	14,94	8,13	43,09
9001	3,37	–	3,37	3,37	–	–	50,00
9312	4,74	–	3,16	4,74	–	–	33,33
9313	2,92	–	1,83	2,19	–	–	50,00
9319	–	–	–	–	–	–	–
9321	9,17	1,53	3,06	9,17	–	–	50,00
9329	1,67	–	–	1,67	–	–	100,00
9411	5,81	–	1,94	3,87	–	–	100,00
9412	13,10	–	4,09	13,91	–	–	56,25
9420	7,16	–	5,01	6,80	–	–	45,00
9430	7,98	–	5,48	5,61	–	–	56,20
9491	4,20	–	2,33	4,20	–	–	27,78
9492	10,50	–	–	10,50	–	–	50,00
9493	–	–	–	–	–	–	–
9499	24,46	–	18,35	12,48	–	–	49,00
9511	4,31	0,72	2,15	4,31	–	–	50,00
9512	6,16	–	–	6,16	–	–	–
9521	2,73	–	–	2,73	–	–	100,00
9529	10,54	–	3,01	10,54	–	–	100,00
9601	5,20	–	3,90	5,20	–	–	75,00
9602	2,16	0,54	0,54	2,16	–	–	100,00
9603	6,37	–	4,09	5,00	–	–	64,29
9609	2,19	–	0,36	2,19	–	–	83,33
9700	0,78	–	0,26	0,78	–	–	66,67
Outros(1)	21,41	0,39	11,19	20,25	19,29	9,01	61,26

Fonte: DATAPREV, CAT, SUB, CNIS.

Notas: 1. Os dados são preliminares, estando sujeitos a correções.
2. As atividades econômicas que apresentam valores zerados para os indicadores são aquelas onde não ocorreram acidentes no período.

(1) Englobam as atividades que possuíam número médio de vínculos no ano menor que 100.

Capítulo 86 - Distrito Federal

86.1 - Indicadores de acidentes do trabalho, segundo a Classificação Nacional de Atividades Econômicas (CNAE), dos estabelecimentos localizados no Distrito Federal - 2014

(continua)

CNAE	INDICADORES DE ACIDENTES DO TRABALHO						
	Incidência (por 1.000 vínculos)	Incidência de Doenças Ocupacionais (por 1.000 vínculos)	Incidência de Acidentes Típicos (por 1.000 vínculos)	Incidência de Incapacidade Temporária (por 1.000 vínculos)	Taxa de Mortalidade (por 100.000 vínculos)	Taxa de Letalidade (por 1.000 acidentes)	Acidentalidade para a faixa 16 a 34 anos (por 100 acidentes)
TOTAL	**10,55**	**0,33**	**5,83**	**9,68**	**4,57**	**4,33**	**48,38**
0111	201,63	–	19,51	201,63	–	–	45,16
0115	11,46	–	11,46	5,73	–	–	–
0119	–	–	–	–	–	–	–
0121	107,85	–	9,38	107,85	–	–	47,83
0122	–	–	–	–	–	–	–
0141	7,09	–	7,09	1,77	–	–	75,00
0151	–	–	–	–	–	–	–
0154	4,88	–	4,88	4,88	–	–	100,00
0155	7,92	–	7,92	7,92	–	–	66,67
0161	11,62	–	11,62	11,62	–	–	–
0163	–	–	–	–	–	–	–
0810	–	–	–	–	–	–	–
1011	11,78	3,93	7,85	11,78	–	–	33,33
1012	17,21	0,66	14,90	6,62	–	–	57,69
1013	9,36	–	9,36	9,36	–	–	25,00
1020	6,56	–	6,56	6,56	–	–	100,00
1053	5,63	–	–	5,63	–	–	100,00
1062	25,65	–	19,24	19,24	–	–	50,00
1066	7,54	–	6,04	4,53	150,89	200,00	60,00
1069	18,31	–	9,15	18,31	–	–	100,00
1081	6,11	–	4,08	4,08	–	–	33,33
1091	8,20	–	7,65	8,20	–	–	60,00
1092	9,26	–	9,26	9,26	–	–	50,00
1094	9,35	–	7,01	9,35	–	–	25,00
1096	7,72	–	7,72	7,72	–	–	–
1099	3,78	–	–	3,78	–	–	100,00
1113	14,42	–	3,60	7,21	–	–	–
1121	17,99	–	10,79	17,99	–	–	60,00
1122	31,39	–	25,54	31,39	–	–	74,58
1412	1,26	–	1,26	1,26	–	–	–
1413	6,29	–	6,29	6,29	–	–	50,00
1622	9,77	1,95	7,82	9,77	–	–	20,00
1629	–	–	–	–	–	–	–
1731	–	–	–	–	–	–	–
1811	11,25	–	9,85	11,25	–	–	62,50
1813	9,96	–	7,47	9,96	–	–	37,50
1821	–	–	–	–	–	–	–
2071	16,69	–	16,69	16,69	–	–	33,33
2121	6,20	–	3,45	6,20	–	–	88,89
2222	20,03	–	15,02	20,03	–	–	75,00
2229	5,01	–	2,51	5,01	–	–	50,00
2311	4,11	–	4,11	4,11	–	–	100,00
2319	5,39	–	5,39	5,39	–	–	–
2320	34,50	–	30,56	31,54	98,57	28,57	51,43
2330	14,22	0,89	10,67	14,22	–	–	62,50
2342	9,80	–	9,80	9,80	–	–	100,00
2391	9,23	–	9,23	9,23	–	–	60,00
2511	7,03	–	5,86	7,03	–	–	66,67
2512	16,04	–	13,37	16,04	–	–	61,11
2542	16,12	–	16,12	12,09	–	–	75,00
2591	53,22	–	53,22	–	–	–	50,00
2599	26,97	–	25,29	25,29	–	–	50,00
2651	6,00	–	6,00	6,00	–	–	100,00
2790	–	–	–	–	–	–	–
2822	5,84	–	5,84	5,84	–	–	–
3011	–	–	–	–	–	–	–
3101	8,49	0,71	4,95	8,49	–	–	50,00
3102	16,19	–	10,80	16,19	–	–	66,67
3250	33,94	16,97	13,57	33,94	–	–	30,00
3292	–	–	–	–	–	–	–
3299	3,36	–	–	3,36	–	–	100,00
3312	8,09	8,09	–	8,09	–	–	–
3314	2,28	–	2,28	2,28	–	–	100,00
3321	–	–	–	–	–	–	–
3329	3,91	–	1,96	3,91	–	–	50,00
3512	–	–	–	–	–	–	–
3514	13,27	–	10,21	12,25	–	–	38,46
3600	10,99	–	9,09	10,61	–	–	34,48
3702	5,40	–	5,40	5,40	–	–	–
3811	104,36	0,38	97,07	103,98	–	–	66,91
3812	19,72	–	19,72	9,86	–	–	50,00
3831	20,26	–	13,51	20,26	–	–	33,33
3839	17,54	0,37	14,93	17,54	74,63	42,55	53,19
4110	13,72	0,53	11,05	13,72	–	–	36,89
4120	12,89	0,49	10,64	12,43	3,26	2,53	47,09
4211	8,44	0,13	6,65	6,65	–	–	46,97
4212	8,71	–	8,71	8,71	–	–	–
4213	9,66	–	7,56	9,66	–	–	–
4221	42,26	–	15,04	42,62	35,82	8,47	48,31
4222	5,26	–	4,60	4,60	–	–	50,00
4292	10,24	–	6,83	10,24	–	–	66,67

Capítulo 86 - Distrito Federal

86.1 - Indicadores de acidentes do trabalho, segundo a Classificação Nacional de Atividades Econômicas (CNAE), dos estabelecimentos localizados no Distrito Federal - 2014

(continuação)

CNAE	INDICADORES DE ACIDENTES DO TRABALHO						
	Incidência (por 1.000 vínculos)	Incidência de Doenças Ocupacionais (por 1.000 vínculos)	Incidência de Acidentes Típicos (por 1.000 vínculos)	Incidência de Incapacidade Temporária (por 1.000 vínculos)	Taxa de Mortalidade (por 100.000 vínculos)	Taxa de Letalidade (por 1.000 acidentes)	Acidentalidade para a faixa 16 a 34 anos (por 100 acidentes)
4299	9,79	–	8,90	9,34	44,49	45,45	40,91
4313	3,01	–	2,01	3,01	–	–	33,33
4321	8,76	0,18	7,15	8,58	17,88	20,41	65,31
4322	8,33	0,59	5,95	8,92	59,49	71,43	28,57
4329	16,91	–	14,79	16,91	–	–	66,67
4330	4,70	–	3,36	4,70	–	–	61,90
4391	26,04	–	24,04	28,05	200,33	76,92	30,77
4399	9,94	–	8,21	9,94	–	–	56,52
4511	7,00	0,36	4,39	6,88	11,86	16,95	66,10
4512	4,97	–	–	4,97	–	–	–
4520	2,86	–	1,91	2,86	–	–	25,00
4530	8,34	0,15	3,43	8,34	–	–	75,00
4541	4,65	–	3,48	4,65	–	–	75,00
4617	5,84	–	2,92	5,84	–	–	100,00
4618	–	–	–	–	–	–	–
4623	2,10	–	2,10	2,10	–	–	100,00
4631	19,40	2,77	5,54	19,40	–	–	71,43
4632	–	–	–	–	–	–	–
4633	6,25	–	5,55	6,25	–	–	77,78
4634	10,49	–	4,66	10,49	–	–	66,67
4635	25,06	–	12,03	23,06	–	–	72,00
4636	6,42	–	–	6,42	–	–	100,00
4637	10,98	–	6,59	10,98	–	–	80,00
4639	8,81	–	6,29	8,81	–	–	68,57
4641	7,21	–	7,21	7,21	721,15	1.000,00	–
4642	3,44	–	3,44	3,44	–	–	100,00
4644	2,35	–	0,59	2,35	–	–	50,00
4645	4,61	–	3,46	4,61	–	–	50,00
4646	–	–	–	–	–	–	–
4647	2,74	–	–	2,74	–	–	–
4649	2,41	–	1,80	2,41	–	–	75,00
4651	3,81	–	–	3,81	–	–	100,00
4652	–	–	–	–	–	–	–
4664	9,94	–	9,94	9,94	–	–	–
4665	–	–	–	–	–	–	–
4671	–	–	–	–	–	–	–
4672	32,11	–	18,73	24,08	–	–	66,67
4673	13,34	–	8,89	13,34	–	–	100,00
4679	18,26	0,83	14,11	17,84	–	–	63,64
4681	8,56	–	2,85	8,56	–	–	33,33
4682	76,54	8,50	59,53	72,29	–	–	77,78
4686	–	–	–	–	–	–	–
4687	12,69	1,81	9,06	12,69	–	–	28,57
4689	11,15	–	11,15	11,15	–	–	75,00
4691	13,93	–	7,60	11,40	–	–	63,64
4693	4,57	–	4,57	4,57	–	–	33,33
4711	9,58	0,13	8,29	9,62	–	–	66,82
4712	3,28	–	2,46	3,28	41,06	125,00	56,25
4713	1,47	–	0,98	1,47	–	–	66,67
4721	2,12	0,12	1,37	2,24	24,94	117,65	64,71
4722	6,61	–	6,61	6,61	–	–	57,14
4723	8,49	–	4,24	7,64	–	–	80,00
4724	4,61	–	4,61	4,61	–	–	62,50
4729	4,53	–	1,39	4,53	–	–	53,85
4731	5,86	–	4,00	5,58	28,60	48,78	63,41
4732	6,76	–	6,76	6,76	–	–	100,00
4741	–	–	–	–	–	–	–
4742	0,99	–	–	0,99	–	–	100,00
4743	8,28	–	5,52	7,36	183,95	222,22	55,56
4744	9,53	0,09	7,38	9,44	–	–	58,82
4751	6,34	–	3,17	6,34	–	–	40,00
4752	1,42	–	0,47	1,42	–	–	100,00
4753	4,34	–	3,06	4,34	–	–	52,94
4754	4,20	–	2,23	4,20	–	–	47,06
4755	2,28	0,46	0,46	2,28	–	–	40,00
4756	–	–	–	–	–	–	–
4757	4,20	–	2,10	4,20	–	–	50,00
4759	2,27	0,57	1,70	2,27	–	–	25,00
4761	1,85	–	1,38	1,62	–	–	100,00
4763	4,68	–	3,12	4,68	–	–	66,67
4771	2,32	–	1,28	2,20	–	–	70,00
4772	3,75	0,37	2,62	3,00	–	–	60,00
4773	2,18	–	1,09	2,18	–	–	50,00
4774	1,31	–	1,31	1,31	–	–	50,00
4781	3,06	0,23	1,76	2,76	–	–	77,50
4782	1,61	0,46	0,92	1,61	–	–	42,86
4783	–	–	–	–	–	–	–
4784	6,38	–	4,25	6,38	–	–	66,67
4785	–	–	–	–	–	–	–
4789	4,64	–	2,87	4,37	13,66	29,41	58,82
4912	23,88	–	17,06	23,88	–	–	50,00
4921	6,65	–	4,11	6,43	7,47	11,24	43,82

Capítulo 86 - Distrito Federal

86.1 - Indicadores de acidentes do trabalho, segundo a Classificação Nacional de Atividades Econômicas (CNAE), dos estabelecimentos localizados no Distrito Federal - 2014

(continuação)

CNAE	INDICADORES DE ACIDENTES DO TRABALHO						
	Incidência (por 1.000 vínculos)	Incidência de Doenças Ocupacionais (por 1.000 vínculos)	Incidência de Acidentes Típicos (por 1.000 vínculos)	Incidência de Incapacidade Temporária (por 1.000 vínculos)	Taxa de Mortalidade (por 100.000 vínculos)	Taxa de Letalidade (por 1.000 acidentes)	Acidentalidade para a faixa 16 a 34 anos (por 100 acidentes)
4922	4,64	–	1,85	4,64	–	–	60,00
4923	1,31	–	–	1,31	–	–	–
4924	3,51	–	–	3,51	–	–	66,67
4929	6,74	0,96	5,77	6,74	–	–	14,29
4930	9,57	–	7,60	8,98	39,46	41,24	35,05
5099	–	–	–	–	–	–	–
5111	42,36	–	27,68	39,85	–	–	66,34
5112	35,21	–	11,74	35,21	–	–	33,33
5211	10,19	–	5,82	8,73	–	–	42,86
5212	24,77	–	3,81	24,77	–	–	30,77
5221	8,95	–	4,47	8,95	–	–	50,00
5223	6,50	0,81	2,44	5,69	–	–	37,50
5229	11,01	–	–	11,01	–	–	66,67
5240	8,48	0,24	5,33	7,51	–	–	45,71
5250	9,97	–	5,98	7,97	–	–	80,00
5310	50,68	2,64	38,86	48,04	–	–	34,99
5320	15,82	–	6,59	15,82	–	–	58,33
5510	3,98	0,20	2,59	3,98	–	–	40,00
5590	–	–	–	–	–	–	–
5611	4,25	0,14	2,74	4,21	4,73	11,11	65,56
5612	7,82	–	–	7,82	–	–	100,00
5620	20,47	0,13	16,56	20,47	13,46	6,58	44,74
5811	–	–	–	–	–	–	–
5821	–	–	–	–	–	–	–
5822	15,95	–	10,97	13,96	–	–	56,25
5829	3,65	–	–	3,65	–	–	100,00
5911	3,30	–	3,30	3,30	–	–	100,00
5914	2,20	–	2,20	2,20	–	–	100,00
6010	6,78	–	3,39	6,78	–	–	–
6021	8,44	0,35	3,87	7,74	–	–	33,33
6110	6,45	–	5,06	6,45	–	–	78,57
6120	9,98	–	4,99	9,26	–	–	85,71
6130	–	–	–	–	–	–	–
6190	4,46	–	1,49	4,46	–	–	66,67
6201	16,38	–	0,48	16,38	–	–	47,06
6202	–	–	–	–	–	–	–
6203	3,19	–	0,80	2,92	–	–	75,00
6204	6,15	0,24	4,02	5,91	47,30	76,92	15,38
6209	4,81	–	1,50	4,51	30,05	62,50	81,25
6311	0,67	–	–	0,67	–	–	66,67
6319	4,31	–	–	4,31	–	–	100,00
6391	–	–	–	–	–	–	–
6399	27,16	–	20,37	27,16	–	–	75,00
6421	1,91	1,91	–	1,91	–	–	–
6422	11,92	4,29	6,16	10,28	–	–	33,18
6423	25,98	3,87	19,56	17,93	–	–	36,47
6424	0,98	0,98	–	0,98	–	–	100,00
6435	3,26	–	2,17	3,26	–	–	–
6436	8,87	–	4,43	4,43	–	–	100,00
6462	2,33	–	2,33	2,33	116,31	500,00	100,00
6463	7,06	–	7,06	7,06	–	–	–
6491	–	–	–	–	–	–	–
6493	–	–	–	–	–	–	–
6499	7,21	–	7,21	7,21	–	–	100,00
6511	–	–	–	–	–	–	–
6512	1,47	1,47	–	1,47	–	–	–
6541	4,02	–	3,35	4,02	–	–	16,67
6550	8,99	0,41	1,64	7,36	–	–	45,45
6612	8,86	–	8,86	8,86	–	–	100,00
6613	2,52	–	–	2,52	–	–	100,00
6619	–	–	–	–	–	–	–
6621	10,61	–	–	10,61	–	–	100,00
6622	1,20	–	–	0,40	–	–	66,67
6629	17,57	–	–	17,57	–	–	50,00
6810	8,81	–	6,74	8,29	51,83	58,82	35,29
6821	1,53	–	1,53	1,53	–	–	–
6822	1,98	–	1,58	1,19	–	–	40,00
6911	0,63	0,21	0,21	0,63	–	–	33,33
6912	4,17	–	–	4,17	–	–	100,00
6920	4,42	0,44	1,55	4,20	–	–	45,00
7020	3,16	–	1,72	3,16	–	–	45,45
7111	4,08	–	4,08	4,08	–	–	100,00
7112	11,26	–	8,11	10,59	–	–	54,00
7119	5,38	–	3,59	4,49	–	–	66,67
7210	8,38	0,34	6,71	6,37	33,54	40,00	20,00
7311	0,84	–	–	0,84	–	–	–
7312	6,02	–	3,01	6,02	–	–	100,00
7319	7,87	–	1,31	7,87	–	–	50,00
7320	7,97	–	7,97	7,97	–	–	100,00
7420	2,97	–	–	2,97	–	–	–
7490	5,27	0,88	1,76	5,27	–	–	50,00
7500	–	–	–	–	–	–	–

Capítulo 86 - Distrito Federal

86.1 - Indicadores de acidentes do trabalho, segundo a Classificação Nacional de Atividades Econômicas (CNAE), dos estabelecimentos localizados no Distrito Federal - 2014

(conclusão)

CNAE	INDICADORES DE ACIDENTES DO TRABALHO						
	Incidência (por 1.000 vínculos)	Incidência de Doenças Ocupacionais (por 1.000 vínculos)	Incidência de Acidentes Típicos (por 1.000 vínculos)	Incidência de Incapacidade Temporária (por 1.000 vínculos)	Taxa de Mortalidade (por 100.000 vínculos)	Taxa de Letalidade (por 1.000 acidentes)	Acidentalidade para a faixa 16 a 34 anos (por 100 acidentes)
7711	8,03	–	5,62	6,43	–	–	90,00
7723	–	–	–	–	–	–	–
7729	3,98	–	3,98	3,98	–	–	100,00
7732	15,07	–	12,06	14,32	–	–	65,00
7733	13,37	–	6,68	13,37	–	–	–
7739	10,63	–	6,07	10,63	–	–	71,43
7810	2,32	0,17	0,66	2,32	–	–	35,71
7820	4,50	0,44	2,30	4,39	10,97	24,39	34,15
7830	2,95	–	1,66	2,77	–	–	56,25
7911	0,35	–	–	0,35	–	–	100,00
8011	2,88	–	0,80	2,68	–	–	40,28
8012	42,31	–	23,74	40,25	–	–	29,27
8111	0,40	–	0,40	0,40	–	–	50,00
8112	5,82	0,13	4,38	5,57	–	–	53,76
8121	4,81	0,04	3,13	4,65	–	–	37,50
8122	8,81	–	–	8,81	–	–	100,00
8129	16,44	–	11,30	9,25	–	–	56,25
8130	–	–	–	–	–	–	–
8211	2,09	0,07	0,67	1,94	–	–	67,86
8219	4,84	–	1,38	4,84	–	–	42,86
8220	5,35	0,09	2,68	5,35	–	–	77,42
8230	5,90	0,54	2,68	5,90	–	–	54,55
8291	3,55	–	0,71	3,55	–	–	80,00
8299	3,66	0,13	1,51	3,66	–	–	58,62
8411	1,72	0,02	1,23	1,56	–	–	25,88
8412	–	–	–	–	–	–	–
8413	–	–	–	–	–	–	–
8422	5,46	–	5,46	5,46	–	–	25,00
8423	1,05	–	1,05	1,05	–	–	100,00
8424	7,35	–	7,35	7,35	–	–	100,00
8430	5,08	–	5,08	5,08	–	–	100,00
8511	18,16	–	2,23	18,16	–	–	32,31
8512	2,13	0,39	0,97	2,13	–	–	9,09
8513	6,86	0,24	6,03	6,62	–	–	46,55
8520	3,93	0,44	2,62	3,93	–	–	50,00
8531	5,41	0,12	3,18	5,29	–	–	32,61
8532	1,62	–	0,54	1,62	–	–	100,00
8533	3,21	–	3,21	1,60	–	–	50,00
8541	–	–	–	–	–	–	–
8550	–	–	–	–	–	–	–
8591	6,77	–	4,51	6,77	–	–	100,00
8592	–	–	–	–	–	–	–
8593	1,42	–	0,95	1,42	–	–	66,67
8599	6,39	0,12	4,30	6,26	–	–	46,15
8610	43,30	0,42	35,92	27,07	–	–	54,29
8630	2,44	–	1,46	1,95	–	–	93,33
8640	13,74	0,17	9,45	11,51	17,18	12,50	57,50
8650	1,34	0,13	0,93	1,34	–	–	80,00
8660	7,29	0,21	6,43	1,72	–	–	64,71
8690	4,84	–	2,90	1,94	–	–	20,00
8711	4,03	–	–	4,03	–	–	–
8712	6,93	2,31	–	6,93	–	–	66,67
8720	3,42	–	3,42	3,42	–	–	100,00
8730	2,75	–	2,75	2,75	–	–	–
8800	9,49	–	5,91	9,49	–	–	35,85
9001	3,86	–	3,86	3,86	–	–	100,00
9312	1,24	–	1,24	1,24	–	–	–
9313	1,61	–	0,54	1,61	–	–	50,00
9319	9,69	–	4,84	9,69	–	–	50,00
9321	18,45	–	18,45	18,45	–	–	100,00
9329	7,67	3,07	4,60	7,67	–	–	60,00
9411	2,47	–	1,85	1,23	–	–	50,00
9412	4,73	–	1,89	4,73	–	–	40,00
9420	2,88	0,82	0,82	2,88	–	–	14,29
9430	3,43	0,28	2,60	3,24	–	–	29,73
9491	4,05	0,31	2,49	4,36	–	–	46,15
9492	–	–	–	–	–	–	–
9493	–	–	–	–	–	–	–
9499	5,49	0,27	3,84	5,49	–	–	35,00
9511	4,07	–	1,16	3,49	–	–	71,43
9512	39,11	–	23,47	31,29	–	–	40,00
9521	3,68	1,23	1,23	4,91	–	–	33,33
9529	4,50	–	2,25	4,50	–	–	100,00
9601	5,08	1,27	2,54	5,08	–	–	62,50
9602	1,14	–	0,38	1,14	–	–	33,33
9603	6,18	–	6,18	6,18	–	–	–
9609	3,43	–	1,14	3,43	–	–	100,00
9900	2,22	–	1,33	2,22	–	–	20,00
Outros(1)	24,44	1,63	9,48	22,81	14,81	6,06	36,36

Fonte: DATAPREV, CAT, SUB, CNIS.

Notas: 1. Os dados são preliminares, estando sujeitos a correções.
2. As atividades econômicas que apresentam valores zerados para os indicadores são aquelas onde não ocorreram acidentes no período.

(1) Englobam as atividades que possuíam número médio de vínculos no ano menor que 100.

Capítulo 86 - Distrito Federal

86.2 - Indicadores de acidentes do trabalho, segundo a Classificação Nacional de Atividades Econômicas (CNAE), dos estabelecimentos localizados no Distrito Federal - 2015

(continua)

CNAE	INDICADORES DE ACIDENTES DO TRABALHO						
	Incidência (por 1.000 vínculos)	Incidência de Doenças Ocupacionais (por 1.000 vínculos)	Incidência de Acidentes Típicos (por 1.000 vínculos)	Incidência de Incapacidade Temporária (por 1.000 vínculos)	Taxa de Mortalidade (por 100.000 vínculos)	Taxa de Letalidade (por 1.000 acidentes)	Acidentalidade para a faixa 16 a 34 anos (por 100 acidentes)
TOTAL	**8,83**	**0,33**	**5,32**	**7,90**	**3,13**	**3,55**	**47,27**
0111	44,20	–	2,10	44,20	–	–	47,62
0112	29,01	–	–	29,01	–	–	33,33
0115	14,24	–	14,24	14,24	–	–	40,00
0116	4,08	–	4,08	4,08	–	–	–
0119	–	–	–	–	–	–	–
0121	16,13	–	1,34	16,13	–	–	25,00
0122	6,80	–	6,80	6,80	–	–	–
0141	–	–	–	–	–	–	–
0151	–	–	–	–	–	–	–
0154	6,20	–	6,20	6,20	–	–	–
0155	6,06	–	4,55	6,06	–	–	50,00
0161	2,30	–	2,30	2,30	–	–	–
0162	–	–	–	–	–	–	–
0163	6,00	–	6,00	6,00	–	–	100,00
0810	13,66	–	6,83	13,66	–	–	50,00
1011	10,08	–	10,08	10,08	–	–	33,33
1012	13,26	–	10,75	8,60	35,85	27,03	62,16
1013	1,54	–	–	1,54	–	–	100,00
1020	12,88	–	6,44	12,88	–	–	50,00
1053	–	–	–	–	–	–	–
1062	–	–	–	–	–	–	–
1066	46,15	–	46,15	43,27	144,23	31,25	68,75
1069	–	–	–	–	–	–	–
1081	9,98	–	9,98	9,98	–	–	60,00
1091	5,83	0,17	4,63	5,83	–	–	58,82
1092	12,50	–	12,50	12,50	–	–	100,00
1094	5,22	–	5,22	5,22	–	–	–
1096	–	–	–	–	–	–	–
1099	5,10	–	2,55	5,10	–	–	100,00
1113	7,40	–	7,40	–	–	–	100,00
1121	11,87	–	11,87	11,87	395,65	333,33	100,00
1122	25,76	–	20,28	25,76	–	–	76,60
1412	1,22	–	1,22	1,22	–	–	100,00
1413	–	–	–	–	–	–	–
1622	9,04	–	9,04	9,04	–	–	50,00
1629	–	–	–	–	–	–	–
1731	16,83	–	8,42	16,83	–	–	100,00
1811	15,24	–	15,24	12,70	–	–	50,00
1813	5,45	–	4,08	5,45	–	–	75,00
1821	–	–	–	–	–	–	–
1822	8,10	–	8,10	8,10	–	–	100,00
2063	2,07	–	2,07	2,07	–	–	–
2071	6,39	–	–	6,39	–	–	–
2121	3,36	–	2,01	3,36	–	–	80,00
2222	–	–	–	–	–	–	–
2229	7,20	–	7,20	7,20	–	–	66,67
2311	–	–	–	–	–	–	–
2319	5,16	–	5,16	5,16	–	–	100,00
2320	36,91	0,95	34,07	31,23	94,64	25,64	66,67
2330	15,01	–	13,94	15,01	–	–	28,57
2391	7,06	–	5,30	7,06	–	–	–
2511	6,72	–	6,72	6,72	–	–	50,00
2512	19,36	–	9,68	19,36	–	–	43,75
2542	–	–	–	–	–	–	–
2591	17,51	–	17,51	–	–	–	–
2599	13,64	–	13,64	10,23	–	–	75,00
2651	7,43	–	–	7,43	–	–	100,00
2790	5,02	–	5,02	5,02	–	–	100,00
3101	7,23	0,80	4,02	7,23	–	–	55,56
3102	–	–	–	–	–	–	–
3250	13,22	7,93	5,29	13,22	–	–	–
3299	7,18	–	3,59	7,18	–	–	100,00
3312	–	–	–	–	–	–	–
3314	3,72	–	3,72	3,72	–	–	–
3329	6,47	–	2,16	6,47	–	–	66,67
3511	4,07	–	2,04	4,07	–	–	33,33
3512	16,35	–	12,26	16,35	–	–	50,00
3514	23,60	–	17,16	23,60	–	–	40,91
3600	15,05	–	11,88	12,67	39,61	26,32	21,05
3702	17,91	–	11,94	17,91	597,01	333,33	100,00
3811	96,06	–	86,07	95,68	–	–	52,80
3812	18,62	–	18,62	18,62	–	–	–
3821	16,06	–	10,70	16,06	–	–	66,67
3831	43,60	–	34,88	43,60	–	–	40,00
3839	12,75	–	11,95	12,75	–	–	40,63
4110	11,04	0,14	9,36	10,48	13,97	12,66	51,90
4120	9,50	0,32	7,25	9,19	7,88	8,30	46,89
4211	8,47	–	7,34	7,71	–	–	51,11
4212	–	–	–	–	–	–	–
4213	6,94	–	5,64	6,94	–	–	–
4221	30,89	–	9,85	30,89	44,77	14,49	33,33
4222	4,28	–	4,28	4,28	–	–	60,00
4292	8,64	–	8,64	8,64	–	–	50,00

Capítulo 86 - Distrito Federal

86.2 - Indicadores de acidentes do trabalho, segundo a Classificação Nacional de Atividades Econômicas (CNAE), dos estabelecimentos localizados no Distrito Federal - 2015

(continuação)

CNAE	INDICADORES DE ACIDENTES DO TRABALHO						
	Incidência (por 1.000 vínculos)	Incidência de Doenças Ocupacionais (por 1.000 vínculos)	Incidência de Acidentes Típicos (por 1.000 vínculos)	Incidência de Incapacidade Temporária (por 1.000 vínculos)	Taxa de Mortalidade (por 100.000 vínculos)	Taxa de Letalidade (por 1.000 acidentes)	Acidentalidade para a faixa 16 a 34 anos (por 100 acidentes)
4299	9,63	–	8,99	9,63	–	–	53,33
4313	3,81	–	2,54	3,81	–	–	33,33
4321	10,34	0,56	8,65	10,34	–	–	60,00
4322	3,84	–	3,20	3,84	–	–	66,67
4329	4,68	–	4,02	4,68	–	–	57,14
4330	5,26	0,28	3,88	4,98	–	–	63,16
4391	8,51	–	8,51	8,51	–	–	20,00
4399	16,11	–	12,89	16,11	53,71	33,33	20,00
4511	4,80	0,13	2,80	4,67	–	–	50,00
4512	12,22	–	12,22	12,22	–	–	33,33
4520	2,69	–	1,95	2,69	–	–	63,64
4530	7,81	0,30	3,45	7,66	–	–	65,38
4541	9,54	1,19	1,19	9,54	–	–	50,00
4617	3,07	–	3,07	3,07	–	–	100,00
4618	–	–	–	–	–	–	–
4623	4,07	–	4,07	4,07	–	–	100,00
4631	27,17	4,53	4,53	27,17	–	–	66,67
4632	7,32	–	–	7,32	–	–	100,00
4633	3,22	0,64	1,29	3,22	–	–	80,00
4634	4,42	–	3,31	4,42	–	–	50,00
4635	27,36	1,14	13,68	21,66	–	–	54,17
4636	–	–	–	–	–	–	–
4637	5,87	–	2,51	5,87	–	–	71,43
4639	4,67	0,23	3,73	4,67	–	–	75,00
4641	–	–	–	–	–	–	–
4642	–	–	–	–	–	–	–
4644	2,58	–	1,29	2,58	–	–	50,00
4645	2,30	–	–	2,30	–	–	100,00
4646	2,78	–	2,78	–	–	–	100,00
4647	–	–	–	–	–	–	–
4649	2,61	–	1,96	2,61	–	–	100,00
4651	2,09	–	2,09	2,09	–	–	100,00
4652	–	–	–	–	–	–	–
4672	19,98	–	17,48	19,98	–	–	75,00
4673	–	–	–	–	–	–	–
4679	17,31	0,47	14,97	16,85	–	–	64,86
4681	8,97	–	8,97	5,98	–	–	33,33
4682	47,17	–	18,87	47,17	–	–	30,00
4686	–	–	–	–	–	–	–
4687	4,79	–	4,79	4,79	–	–	66,67
4689	15,46	–	15,46	15,46	–	–	75,00
4691	12,39	–	9,53	12,39	95,28	76,92	46,15
4693	10,28	–	5,14	10,28	–	–	83,33
4711	11,52	0,04	10,29	11,47	–	–	67,18
4712	2,65	0,20	2,04	2,65	–	–	84,62
4713	0,94	–	0,47	0,94	–	–	100,00
4721	4,01	–	3,41	4,01	–	–	81,48
4722	9,70	1,08	7,55	9,70	–	–	88,89
4723	5,15	0,86	2,57	5,15	–	–	50,00
4724	1,31	–	1,31	1,31	–	–	33,33
4729	4,02	0,31	2,78	4,02	30,89	76,92	46,15
4731	4,85	–	3,33	4,30	–	–	62,86
4732	6,31	–	–	6,31	–	–	100,00
4741	3,54	–	3,54	3,54	–	–	100,00
4742	–	–	–	–	–	–	–
4743	7,73	–	4,83	7,73	–	–	62,50
4744	6,98	0,30	5,41	6,69	–	–	61,97
4751	0,92	–	0,61	0,92	–	–	77,78
4752	1,33	–	0,88	1,33	–	–	33,33
4753	2,44	–	1,83	2,44	–	–	75,00
4754	1,62	–	0,54	1,89	–	–	33,33
4755	1,96	–	0,98	1,96	–	–	25,00
4756	–	–	–	–	–	–	–
4757	1,80	–	1,80	1,80	–	–	100,00
4759	1,67	–	0,56	1,67	–	–	100,00
4761	2,00	0,50	1,50	2,00	–	–	62,50
4763	3,20	–	1,60	3,20	–	–	66,67
4771	2,89	0,12	1,39	2,66	–	–	68,00
4772	2,27	–	1,89	2,27	–	–	83,33
4773	–	–	–	–	–	–	–
4774	3,19	–	–	3,19	–	–	80,00
4781	2,42	–	1,86	2,10	–	–	83,33
4782	1,20	–	0,48	0,72	–	–	100,00
4783	1,44	–	1,44	1,44	–	–	100,00
4784	17,10	–	9,77	17,10	–	–	71,43
4785	–	–	–	–	–	–	–
4789	3,20	–	2,33	2,76	–	–	54,55
4912	21,18	0,85	17,79	18,64	–	–	16,00
4921	6,29	–	4,46	6,08	–	–	37,08
4922	–	–	–	–	–	–	–
4923	2,82	–	0,71	2,82	–	–	50,00
4924	1,64	–	1,64	–	–	–	100,00
4929	5,37	–	2,69	5,37	–	–	50,00
4930	7,21	0,21	4,91	6,89	–	–	49,28

Capítulo 86 - Distrito Federal

86.2 - Indicadores de acidentes do trabalho, segundo a Classificação Nacional de Atividades Econômicas (CNAE), dos estabelecimentos localizados no Distrito Federal - 2015

(continuação)

CNAE	INDICADORES DE ACIDENTES DO TRABALHO						
	Incidência (por 1.000 vínculos)	Incidência de Doenças Ocupacionais (por 1.000 vínculos)	Incidência de Acidentes Típicos (por 1.000 vínculos)	Incidência de Incapacidade Temporária (por 1.000 vínculos)	Taxa de Mortalidade (por 100.000 vínculos)	Taxa de Letalidade (por 1.000 acidentes)	Acidentalidade para a faixa 16 a 34 anos (por 100 acidentes)
5099	–	–	–	–	–	–	–
5111	28,57	–	13,92	27,47	–	–	62,82
5112	9,32	–	–	9,32	–	–	–
5211	10,37	–	4,44	10,37	–	–	71,43
5212	11,77	–	–	11,77	–	–	20,00
5223	1,43	–	–	0,72	–	–	100,00
5229	8,13	–	4,06	8,13	–	–	50,00
5240	6,12	0,44	3,71	5,68	–	–	21,43
5250	34,32	–	32,03	32,03	–	–	53,33
5310	60,77	5,69	46,34	57,33	13,24	2,18	26,58
5320	15,77	–	6,76	15,77	–	–	66,67
5510	2,88	–	2,47	2,47	–	–	50,00
5611	3,65	0,17	2,41	3,63	2,39	6,54	69,93
5612	8,24	8,24	–	8,24	–	–	–
5620	21,54	–	19,15	21,54	–	–	51,85
5811	–	–	–	–	–	–	–
5812	3,11	–	3,11	3,11	–	–	100,00
5822	15,45	–	8,83	15,45	–	–	50,00
5829	3,65	–	3,65	3,65	–	–	100,00
5911	–	–	–	–	–	–	–
5914	2,01	–	2,01	2,01	–	–	–
6010	–	–	–	–	–	–	–
6021	6,04	–	4,62	4,98	–	–	52,94
6110	7,21	–	6,25	7,21	–	–	46,67
6120	5,20	–	2,36	5,20	–	–	81,82
6130	–	–	–	–	–	–	–
6190	6,45	–	6,45	6,45	–	–	50,00
6201	3,44	0,14	0,41	3,44	–	–	32,00
6202	1,04	–	1,04	1,04	–	–	100,00
6203	1,32	–	–	1,06	–	–	80,00
6204	6,50	0,67	4,70	5,82	–	–	20,69
6209	0,74	–	0,18	0,37	–	–	75,00
6311	2,87	0,72	–	2,87	–	–	100,00
6319	9,15	–	4,57	9,15	–	–	100,00
6391	5,79	–	5,79	5,79	–	–	–
6399	15,46	–	–	15,46	–	–	100,00
6421	2,01	–	2,01	–	–	–	–
6422	12,60	4,52	6,36	10,59	–	–	33,64
6423	25,56	4,67	19,20	13,72	9,95	3,89	26,46
6424	0,92	–	0,92	0,92	–	–	–
6435	2,07	1,03	1,03	2,07	–	–	50,00
6436	–	–	–	–	–	–	–
6462	4,20	–	2,80	4,20	–	–	66,67
6463	7,61	–	7,61	7,61	–	–	100,00
6491	–	–	–	–	–	–	–
6492	–	–	–	–	–	–	–
6493	–	–	–	–	–	–	–
6511	–	–	–	–	–	–	–
6512	–	–	–	–	–	–	–
6541	3,25	0,65	1,30	3,25	–	–	20,00
6550	8,49	0,74	1,85	7,01	–	–	60,87
6612	14,63	–	14,63	14,63	–	–	–
6613	–	–	–	–	–	–	–
6619	4,76	–	4,76	4,76	–	–	100,00
6621	24,01	–	–	24,01	–	–	100,00
6622	3,27	0,36	0,73	2,91	–	–	66,67
6629	8,39	–	8,39	8,39	–	–	–
6810	6,00	0,50	4,50	5,00	–	–	8,33
6821	1,52	–	0,76	1,52	–	–	50,00
6822	3,71	–	3,71	3,34	–	–	40,00
6911	0,20	–	–	0,20	–	–	100,00
6912	0,95	–	–	1,89	–	–	100,00
6920	2,70	0,21	1,04	2,49	–	–	76,92
7020	3,81	0,32	2,22	3,50	–	–	33,33
7111	–	–	–	–	–	–	–
7112	8,83	0,83	5,52	7,73	–	–	46,88
7119	4,71	–	2,82	4,71	–	–	40,00
7210	7,44	–	5,07	4,06	–	–	13,64
7311	5,73	–	0,95	5,73	–	–	50,00
7312	13,09	–	3,27	16,36	–	–	75,00
7319	3,25	–	1,08	3,25	–	–	66,67
7320	–	–	–	–	–	–	–
7420	9,80	–	3,27	9,80	–	–	33,33
7490	5,77	2,31	2,31	4,61	–	–	60,00
7500	–	–	–	–	–	–	–
7711	1,62	–	–	1,62	–	–	100,00
7723	16,99	–	8,50	12,74	–	–	100,00
7729	3,88	–	–	3,88	–	–	100,00
7732	9,38	–	6,82	7,68	–	–	–
7733	21,28	–	–	21,28	–	–	80,00
7739	7,39	–	4,43	7,39	–	–	20,00
7810	3,30	–	1,17	3,11	–	–	47,06
7820	10,11	1,17	5,44	10,11	–	–	26,92
7830	1,77	–	0,85	1,61	–	–	43,48

Capítulo 86 - Distrito Federal

86.2 - Indicadores de acidentes do trabalho, segundo a Classificação Nacional de Atividades Econômicas (CNAE), dos estabelecimentos localizados no Distrito Federal - 2015

(conclusão)

CNAE	INDICADORES DE ACIDENTES DO TRABALHO						
	Incidência (por 1.000 vínculos)	Incidência de Doenças Ocupacionais (por 1.000 vínculos)	Incidência de Acidentes Típicos (por 1.000 vínculos)	Incidência de Incapacidade Temporária (por 1.000 vínculos)	Taxa de Mortalidade (por 100.000 vínculos)	Taxa de Letalidade (por 1.000 acidentes)	Acidentalidade para a faixa 16 a 34 anos (por 100 acidentes)
7911	9,81	–	3,53	8,24	39,22	40,00	84,00
8011	2,08	0,12	0,53	2,04	4,09	19,61	35,29
8012	40,79	–	12,55	40,79	–	–	46,15
8020	–	–	–	–	–	–	–
8111	1,74	–	0,50	1,74	–	–	42,86
8112	6,08	0,06	4,44	5,54	6,08	10,00	50,00
8121	3,20	–	2,11	3,12	–	–	35,44
8122	–	–	–	–	–	–	–
8129	34,25	–	23,97	30,82	–	–	40,00
8130	–	–	–	–	–	–	–
8211	2,53	0,13	1,14	2,40	–	–	60,00
8219	2,66	–	0,67	2,66	–	–	100,00
8220	4,33	–	2,06	4,33	–	–	81,82
8230	5,78	–	3,47	5,20	–	–	50,00
8291	1,53	–	–	1,53	–	–	100,00
8299	2,93	–	1,65	2,80	–	–	78,26
8411	1,52	0,04	1,10	1,39	6,60	43,48	26,09
8412	3,85	–	–	3,85	–	–	–
8413	3,30	–	3,30	3,30	–	–	–
8421	–	–	–	–	–	–	–
8422	2,63	–	2,63	2,63	–	–	–
8423	4,39	–	4,39	1,46	–	–	–
8424	7,67	–	7,67	7,67	–	–	–
8430	–	–	–	–	–	–	–
8511	10,09	–	2,15	10,09	–	–	40,43
8512	2,59	–	1,11	2,22	–	–	28,57
8513	5,19	–	3,46	4,65	–	–	33,33
8520	4,72	–	3,31	4,72	–	–	45,00
8531	5,16	0,11	4,13	4,36	–	–	44,44
8532	1,39	–	0,93	1,39	–	–	66,67
8533	4,77	–	1,59	4,77	–	–	66,67
8541	–	–	–	–	–	–	–
8542	–	–	–	–	–	–	–
8550	–	–	–	–	–	–	–
8591	2,25	–	–	4,50	–	–	100,00
8592	–	–	–	–	–	–	–
8593	–	–	–	–	–	–	–
8599	7,31	0,50	4,71	6,20	–	–	37,29
8610	38,65	0,15	30,95	23,85	–	–	51,69
8621	–	–	–	–	–	–	–
8630	3,68	0,15	2,79	2,79	–	–	60,00
8640	19,25	–	14,07	13,75	–	–	53,78
8650	3,59	–	2,56	2,56	–	–	85,71
8660	5,71	0,07	5,00	2,11	–	–	46,91
8690	3,41	–	1,14	2,28	–	–	33,33
8711	7,68	1,92	3,84	7,68	–	–	50,00
8712	3,59	–	–	3,59	–	–	–
8720	3,22	–	–	3,22	–	–	–
8730	–	–	–	–	–	–	–
8800	8,77	0,17	6,58	8,60	–	–	26,92
9001	4,11	4,11	–	4,11	–	–	–
9312	4,38	–	3,75	4,38	–	–	71,43
9313	1,18	–	0,47	1,18	–	–	80,00
9319	3,03	–	–	3,03	–	–	100,00
9321	–	–	–	–	–	–	–
9329	4,34	–	2,89	4,34	–	–	–
9411	1,19	–	0,60	1,19	–	–	50,00
9412	1,97	–	0,66	1,97	–	–	–
9420	2,54	1,27	0,85	2,54	–	–	33,33
9430	3,63	0,09	2,42	3,44	9,29	25,64	35,90
9491	4,31	–	3,39	4,92	–	–	50,00
9492	2,15	–	–	2,15	–	–	–
9499	11,12	–	8,73	10,85	–	–	47,62
9511	1,66	0,83	–	1,66	–	–	50,00
9512	14,02	–	14,02	14,02	–	–	50,00
9521	1,46	–	–	1,46	–	–	–
9529	–	–	–	–	–	–	–
9601	4,50	0,64	1,29	4,50	–	–	57,14
9602	1,15	–	0,38	1,15	–	–	33,33
9603	9,57	–	3,19	9,57	–	–	33,33
9609	0,71	–	0,71	0,71	–	–	100,00
9700	–	–	–	–	–	–	–
9900	5,35	0,45	4,01	5,35	–	–	16,67
Outros(1)	14,23	0,31	6,03	13,45	15,46	10,87	52,17

Fonte: DATAPREV, CAT, SUB, CNIS.

Notas: 1. Os dados são preliminares, estando sujeitos a correções.
2. As atividades econômicas que apresentam valores zerados para os indicadores são aquelas onde não ocorreram acidentes no período.

(1) Englobam as atividades que possuíam número médio de vínculos no ano menor que 100.

Anexos

O Quadro Anexo I apresenta os códigos da Classificação Nacional de Atividades Econômicas - CNAE e sua descrição. A CNAE é a classificação oficialmente adotada pelo Sistema Estatístico Nacional e pelos órgãos federais gestores de registros administrativos. A partir de 2007 o AEAT passa a utilizar na classificação dos acidentes do trabalho a versão 2.0 da CNAE, tornada oficial a partir de janeiro de 2007.

Quadro Anexo I - Classificação Nacional de Atividades Econômicas – CNAE

(continua)

Código CNAE 2.0				DESCRIÇÃO
Seção	**Divisão**	**Grupo**	**Classe**	
A				**AGRICULTURA, PECUÁRIA, PRODUÇÃO FLORESTAL, PESCA E AQUICULTURA**
	1			**AGRICULTURA, PECUÁRIA E SERVIÇOS RELACIONADOS**
		01.1		***Produção de lavouras temporárias***
			01.11-3	Cultivo de cereais
			01.12-1	Cultivo de algodão herbáceo e de outras fibras de lavoura temporária
			01.13-0	Cultivo de cana-de-açúcar
			01.14-8	Cultivo de fumo
			01.15-6	Cultivo de soja
			01.16-4	Cultivo de oleaginosas de lavoura temporária, exceto soja
			01.19-9	Cultivo de plantas de lavoura temporária não especificadas anteriormente
		01.2		***Horticultura e floricultura***
			01.21-1	Horticultura
			01.22-9	Cultivo de flores e plantas ornamentais
		01.3		***Produção de lavouras permanentes***
			01.31-8	Cultivo de laranja
			01.32-6	Cultivo de uva
			01.33-4	Cultivo de frutas de lavoura permanente, exceto laranja e uva
			01.34-2	Cultivo de café
			01.35-1	Cultivo de cacau
			01.39-3	Cultivo de plantas de lavoura permanente não especificadas anteriormente

(continuação)

Código CNAE 2.0				DESCRIÇÃO
Seção	Divisão	Grupo	Classe	
		01.4		***Produção de sementes e mudas certificadas***
			01.41-5	Produção de sementes certificadas
			01.42-3	Produção de mudas e outras formas de propagação vegetal, certificadas
		01.5		***Pecuária***
			01.51-2	Criação de bovinos
			01.52-1	Criação de outros animais de grande porte
			01.53-9	Criação de caprinos e ovinos
			01.54-7	Criação de suínos
			01.55-5	Criação de aves
			01.59-8	Criação de animais não especificados anteriormente
		01.6		***Atividades de apoio à agricultura e à pecuária; atividades de pós-colheita***
			01.61-0	Atividades de apoio à agricultura
			01.62-8	Atividades de apoio à pecuária
			01.63-6	Atividades de pós-colheita
		01.7		***Caça e serviços relacionados***
			01.70-9	Caça e serviços relacionados
	2			**PRODUÇÃO FLORESTAL**
		02.1		***Produção florestal - florestas plantadas***
			02.10-1	Produção florestal - florestas plantadas
		02.2		***Produção florestal - florestas nativas***
			02.20-9	Produção florestal - florestas nativas
		02.3		***Atividades de apoio à produção florestal***
			02.30-6	Atividades de apoio à produção florestal
	3			***PESCA E AQUICULTURA***
		03.1		***Pesca***
			03.11-6	Pesca em água salgada
			03.12-4	Pesca em água doce
		03.2		***Aquicultura***
			03.21-3	Aquicultura em água salgada e salobra
			03.22-1	Aquicultura em água doce
B				**INDÚSTRIAS EXTRATIVAS**
	5			**EXTRAÇÃO DE CARVÃO MINERAL**
		05.0		***Extração de carvão mineral***
			05.00-3	Extração de carvão mineral
	6			**EXTRAÇÃO DE PETRÓLEO E GÁS NATURAL**
		06.0		***Extração de petróleo e gás natural***
			06.00-0	Extração de petróleo e gás natural
	7			**EXTRAÇÃO DE MINERAIS METÁLICOS**
		07.1		***Extração de minério de ferro***
			07.10-3	Extração de minério de ferro
		07.2		***Extração de minerais metálicos não-ferrosos***

(continuação)

Código CNAE 2.0				DESCRIÇÃO
Seção	Divisão	Grupo	Classe	
			07.21-9	Extração de minério de alumínio
			07.22-7	Extração de minério de estanho
			07.23-5	Extração de minério de manganês
			07.24-3	Extração de minério de metais preciosos
			07.25-1	Extração de minerais radioativos
			07.29-4	Extração de minerais metálicos não-ferrosos não especificados anteriormente
	8			**EXTRAÇÃO DE MINERAIS NÃO-METÁLICOS**
		08.1		***Extração de pedra, areia e argila***
			08.10-0	Extração de pedra, areia e argila
		08.9		***Extração de outros minerais não-metálicos***
			08.91-6	Extração de minerais para fabricação de adubos, fertilizantes e outros produtos químicos
			08.92-4	Extração e refino de sal marinho e sal-gema
			08.93-2	Extração de gemas (pedras preciosas e semipreciosas)
			08.99-1	Extração de minerais não-metálicos não especificados anteriormente
	9			**ATIVIDADES DE APOIO À EXTRAÇÃO DE MINERAIS**
		09.1		***Atividades de apoio à extração de petróleo e gás natural***
			09.10-6	Atividades de apoio à extração de petróleo e gás natural
		09.9		***Atividades de apoio à extração de minerais, exceto petróleo e gás natural***
			09.90-4	Atividades de apoio à extração de minerais, exceto petróleo e gás natural
C				**INDÚSTRIAS DE TRANSFORMAÇÃO**
	10			**FABRICAÇÃO DE PRODUTOS ALIMENTÍCIOS**
		10.1		***Abate e fabricação de produtos de carne***
			10.11-2	Abate de reses, exceto suínos
			10.12-1	Abate de suínos, aves e outros pequenos animais
			10.13-9	Fabricação de produtos de carne
		10.2		***Preservação do pescado e fabricação de produtos do pescado***
			10.20-1	Preservação do pescado e fabricação de produtos do pescado
		10.3		***Fabricação de conservas de frutas, legumes e outros vegetais***
			10.31-7	Fabricação de conservas de frutas
			10.32-5	Fabricação de conservas de legumes e outros vegetais
			10.33-3	Fabricação de sucos de frutas, hortaliças e legumes
		10.4		***Fabricação de óleos e gorduras vegetais e animais***
			10.41-4	Fabricação de óleos vegetais em bruto, exceto óleo de milho
			10.42-2	Fabricação de óleos vegetais refinados, exceto óleo de milho
			10.43-1	Fabricação de margarina e outras gorduras vegetais e de óleos não-comestíveis de animais
		10.5		***Laticínios***
			10.51-1	Preparação do leite
			10.52-0	Fabricação de laticínios
			10.53-8	Fabricação de sorvetes e outros gelados comestíveis
		10.6		***Moagem, fabricação de produtos amiláceos e de alimentos para animais***
			10.61-9	Beneficiamento de arroz e fabricação de produtos do arroz

(continuação)

Código CNAE 2.0				DESCRIÇÃO
Seção	Divisão	Grupo	Classe	
			10.62-7	Moagem de trigo e fabricação de derivados
			10.63-5	Fabricação de farinha de mandioca e derivados
			10.64-3	Fabricação de farinha de milho e derivados, exceto óleos de milho
			10.65-1	Fabricação de amidos e féculas de vegetais e de óleos de milho
			10.66-0	Fabricação de alimentos para animais
			10.69-4	Moagem e fabricação de produtos de origem vegetal não especificados anteriormente
		10.7		***Fabricação e refino de açúcar***
			10.71-6	Fabricação de açúcar em bruto
			10.72-4	Fabricação de açúcar refinado
		10.8		***Torrefação e moagem de café***
			10.81-3	Torrefação e moagem de café
			10.82-1	Fabricação de produtos à base de café
		10.9		***Fabricação de outros produtos alimentícios***
			10.91-1	Fabricação de produtos de panificação
			10.92-9	Fabricação de biscoitos e bolachas
			10.93-7	Fabricação de produtos derivados do cacau, de chocolates e confeitos
			10.94-5	Fabricação de massas alimentícias
			10.95-3	Fabricação de especiarias, molhos, temperos e condimentos
			10.96-1	Fabricação de alimentos e pratos prontos
			10.99-6	Fabricação de produtos alimentícios não especificados anteriormente
	11			**FABRICAÇÃO DE BEBIDAS**
		11.1		***Fabricação de bebidas alcoólicas***
			11.11-9	Fabricação de aguardentes e outras bebidas destiladas
			11.12-7	Fabricação de vinho
			11.13-5	Fabricação de malte, cervejas e chopes
		11.2		***Fabricação de bebidas não-alcoólicas***
			11.21-6	Fabricação de águas envasadas
			11.22-4	Fabricação de refrigerantes e de outras bebidas não-alcoólicas
	12			**FABRICAÇÃO DE PRODUTOS DO FUMO**
		12.1		***Processamento industrial do fumo***
			12.10-7	Processamento industrial do fumo
		12.2		***Fabricação de produtos do fumo***
			12.20-4	Fabricação de produtos do fumo
	13			**FABRICAÇÃO DE PRODUTOS TÊXTEIS**
		13.1		***Preparação e fiação de fibras têxteis***
			13.11-1	Preparação e fiação de fibras de algodão
			13.12-0	Preparação e fiação de fibras têxteis naturais, exceto algodão
			13.13-8	Fiação de fibras artificiais e sintéticas
			13.14-6	Fabricação de linhas para costurar e bordar
		13.2		***Tecelagem, exceto malha***
			13.21-9	Tecelagem de fios de algodão

(continuação)

Código CNAE 2.0				DESCRIÇÃO
Seção	Divisão	Grupo	Classe	
			13.22-7	Tecelagem de fios de fibras têxteis naturais, exceto algodão
			13.23-5	Tecelagem de fios de fibras artificiais e sintéticas
		13.3		***Fabricação de tecidos de malha***
			13.30-8	Fabricação de tecidos de malha
		13.4		***Acabamentos em fios, tecidos e artefatos têxteis***
			13.40-5	Acabamentos em fios, tecidos e artefatos têxteis
		13.5		***Fabricação de artefatos têxteis, exceto vestuário***
			13.51-1	Fabricação de artefatos têxteis para uso doméstico
			13.52-9	Fabricação de artefatos de tapeçaria
			13.53-7	Fabricação de artefatos de cordoaria
			13.54-5	Fabricação de tecidos especiais, inclusive artefatos
			13.59-6	Fabricação de outros produtos têxteis não especificados anteriormente
	14			**CONFECÇÃO DE ARTIGOS DO VESTUÁRIO E ACESSÓRIOS**
		14.1		***Confecção de artigos do vestuário e acessórios***
			14.11-8	Confecção de roupas íntimas
			14.12-6	Confecção de peças do vestuário, exceto roupas íntimas
			14.13-4	Confecção de roupas profissionais
			14.14-2	Fabricação de acessórios do vestuário, exceto para segurança e proteção
		14.2		***Fabricação de artigos de malharia e tricotagem***
			14.21-5	Fabricação de meias
			14.22-3	Fabricação de artigos do vestuário, produzidos em malharias e tricotagens, exceto meias
	15			**PREPARAÇÃO DE COUROS E FABRICAÇÃO DE ARTEFATOS DE COURO, ARTIGOS PARA VIAGEM E CALÇADOS**
		15.1		***Curtimento e outras preparações de couro***
			15.10-6	Curtimento e outras preparações de couro
		15.2		***Fabricação de artigos para viagem e de artefatos diversos de couro***
			15.21-1	Fabricação de artigos para viagem, bolsas e semelhantes de qualquer material
			15.29-7	Fabricação de artefatos de couro não especificados anteriormente
		15.3		***Fabricação de calçados***
			15.31-9	Fabricação de calçados de couro
			15.32-7	Fabricação de tênis de qualquer material
			15.33-5	Fabricação de calçados de material sintético
			15.39-4	Fabricação de calçados de materiais não especificados anteriormente
		15.4		***Fabricação de partes para calçados, de qualquer material***
			15.40-8	Fabricação de partes para calçados, de qualquer material
	16			**FABRICAÇÃO DE PRODUTOS DE MADEIRA**
		16.1		***Desdobramento de madeira***
			16.10-2	Desdobramento de madeira
		16.2		***Fabricação de produtos de madeira, cortiça e material trançado, exceto móveis***
			16.21-8	Fabricação de madeira laminada e de chapas de madeira compensada, prensada e aglomerada
			16.22-6	Fabricação de estruturas de madeira e de artigos de carpintaria para construção

(continuação)

Código CNAE 2.0				DESCRIÇÃO
Seção	Divisão	Grupo	Classe	
			16.23-4	Fabricação de artefatos de tanoaria e de embalagens de madeira
			16.29-3	Fabricação de artefatos de madeira, palha, cortiça, vime e material trançado não especificados anteriormente,
				exceto móveis
	17			***FABRICAÇÃO DE CELULOSE, PAPEL E PRODUTOS DE PAPEL***
		17.1		Fabricação de celulose e outras pastas para a fabricação de papel
			17.10-9	***Fabricação de celulose e outras pastas para a fabricação de papel***
		17.2		Fabricação de papel, cartolina e papel-cartão
			17.21-4	Fabricação de papel
			17.22-2	***Fabricação de cartolina e papel-cartão***
		17.3		Fabricação de embalagens de papel, cartolina, papel-cartão e papelão ondulado
			17.31-1	Fabricação de embalagens de papel
			17.32-0	Fabricação de embalagens de cartolina e papel-cartão
			17.33-8	***Fabricação de chapas e de embalagens de papelão ondulado***
		17.4		Fabricação de produtos diversos de papel, cartolina, papel-cartão e papelão ondulado
			17.41-9	Fabricação de produtos de papel, cartolina, papel-cartão e papelão ondulado para uso comercial e de
				escritório
			17.42-7	**Fabricação de produtos de papel para usos doméstico e higiênico-sanitário**
			17.49-4	***Fabricação de produtos de pastas celulósicas, papel, cartolina, papel-cartão e papelão ondulado não***
				especificados anteriormente
	18			IMPRESSÃO E REPRODUÇÃO DE GRAVAÇÕES
		18.1		Atividade de impressão
			18.11-3	***Impressão de jornais, livros, revistas e outras publicações periódicas***
			18.12-1	Impressão de material de segurança
			18.13-0	Impressão de materiais para outros usos
		18.2		***Serviços de pré-impressão e acabamentos gráficos***
			18.21-1	Serviços de pré-impressão
			18.22-9	**Serviços de acabamentos gráficos**
		18.3		***Reprodução de materiais gravados em qualquer suporte***
			18.30-0	Reprodução de materiais gravados em qualquer suporte
	19			***FABRICAÇÃO DE COQUE, DE PRODUTOS DERIVADOS DO PETRÓLEO E DE BIOCOMBUSTÍVEIS***
		19.1		Coquerias
			19.10-1	Coquerias
		19.2		***Fabricação de produtos derivados do petróleo***
			19.21-7	Fabricação de produtos do refino de petróleo
			19.22-5	Fabricação de produtos derivados do petróleo, exceto produtos do refino
		19.3		**Fabricação de biocombustíveis**
			19.31-4	**Fabricação de álcool**
			19.32-2	Fabricação de biocombustíveis, exceto álcool
	20			FABRICAÇÃO DE PRODUTOS QUÍMICOS
		20.1		Fabricação de produtos químicos inorgânicos

(continuação)

Código CNAE 2.0				DESCRIÇÃO
Seção	Divisão	Grupo	Classe	
			20.11-8	Fabricação de cloro e álcalis
			20.12-6	Fabricação de intermediários para fertilizantes
			20.13-4	***Fabricação de adubos e fertilizantes***
			20.14-2	Fabricação de gases industriais
			20.19-3	Fabricação de produtos químicos inorgânicos não especificados anteriormente
		20.2		Fabricação de produtos químicos orgânicos
			20.21-5	***Fabricação de produtos petroquímicos básicos***
			20.22-3	Fabricação de intermediários para plastificantes, resinas e fibras
			20.29-1	Fabricação de produtos químicos orgânicos não especificados anteriormente
		20.3		Fabricação de resinas e elastômeros
			20.31-2	***Fabricação de resinas termoplásticas***
			20.32-1	Fabricação de resinas termofixas
			20.33-9	***Fabricação de elastômeros***
		20.4		Fabricação de fibras artificiais e sintéticas
			20.40-1	Fabricação de fibras artificiais e sintéticas
		20.5		***Fabricação de defensivos agrícolas e desinfestantes domissanitários***
			20.51-7	Fabricação de defensivos agrícolas
			20.52-5	Fabricação de desinfestantes domissanitários
		20.6		Fabricação de sabões, detergentes, produtos de limpeza, cosméticos, produtos de perfumaria e de higiene pessoal
			20.61-4	***Fabricação de sabões e detergentes sintéticos***
			20.62-2	Fabricação de produtos de limpeza e polimento
			20.63-1	Fabricação de cosméticos, produtos de perfumaria e de higiene pessoal
		20.7		Fabricação de tintas, vernizes, esmaltes, lacas e produtos afins
			20.71-1	***Fabricação de tintas, vernizes, esmaltes e lacas***
			20.72-0	Fabricação de tintas de impressão
			20.73-8	Fabricação de impermeabilizantes, solventes e produtos afins
		20.9		Fabricação de produtos e preparados químicos diversos
			20.91-6	Fabricação de adesivos e selantes
			20.92-4	Fabricação de explosivos
			20.93-2	**Fabricação de aditivos de uso industrial**
			20.94-1	***Fabricação de catalisadores***
			20.99-1	Fabricação de produtos químicos não especificados anteriormente
	21			***FABRICAÇÃO DE PRODUTOS FARMOQUÍMICOS E FARMACÊUTICOS***
		21.1		Fabricação de produtos farmoquímicos
			21.10-6	Fabricação de produtos farmoquímicos
		21.2		Fabricação de produtos farmacêuticos
			21.21-1	**Fabricação de medicamentos para uso humano**
			21.22-0	***Fabricação de medicamentos para uso veterinário***
			21.23-8	Fabricação de preparações farmacêuticas
	22			FABRICAÇÃO DE PRODUTOS DE BORRACHA E DE MATERIAL PLÁSTICO

(continuação)

Código CNAE 2.0				DESCRIÇÃO
Seção	Divisão	Grupo	Classe	
		22.1		Fabricação de produtos de borracha
			22.11-1	***Fabricação de pneumáticos e de câmaras-de-ar***
			22.12-9	Reforma de pneumáticos usados
			22.19-6	Fabricação de artefatos de borracha não especificados anteriormente
		22.2		Fabricação de produtos de material plástico
			22.21-8	Fabricação de laminados planos e tubulares de material plástico
			22.22-6	**Fabricação de embalagens de material plástico**
			22.23-4	***Fabricação de tubos e acessórios de material plástico para uso na construção***
			22.29-3	Fabricação de artefatos de material plástico não especificados anteriormente
	23			FABRICAÇÃO DE PRODUTOS DE MINERAIS NÃO-METÁLICOS
		23.1		Fabricação de vidro e de produtos do vidro
			23.11-7	***Fabricação de vidro plano e de segurança***
			23.12-5	Fabricação de embalagens de vidro
			23.19-2	***Fabricação de artigos de vidro***
		23.2		Fabricação de cimento
			23.20-6	***Fabricação de cimento***
		23.3		Fabricação de artefatos de concreto, cimento, fibrocimento, gesso e materiais semelhantes
			23.30-3	Fabricação de artefatos de concreto, cimento, fibrocimento, gesso e materiais semelhantes
		23.4		Fabricação de produtos cerâmicos
			23.41-9	***Fabricação de produtos cerâmicos refratários***
			23.42-7	Fabricação de produtos cerâmicos não-refratários para uso estrutural na construção
			23.49-4	Fabricação de produtos cerâmicos não-refratários não especificados anteriormente
		23.9		Aparelhamento de pedras e fabricação de outros produtos de minerais não-metálicos
			23.91-5	**Aparelhamento e outros trabalhos em pedras**
			23.92-3	***Fabricação de cal e gesso***
			23.99-1	Fabricação de produtos de minerais não-metálicos não especificados anteriormente
	24			METALURGIA
		24.1		***Produção de ferro-gusa e de ferroligas***
			24.11-3	Produção de ferro-gusa
			24.12-1	Produção de ferroligas
		24.2		Siderurgia
			24.21-1	Produção de semi-acabados de aço
			24.22-9	***Produção de laminados planos de aço***
			24.23-7	Produção de laminados longos de aço
			24.24-5	Produção de relaminados, trefilados e perfilados de aço
		24.3		***Produção de tubos de aço, exceto tubos sem costura***
			24.31-8	Produção de tubos de aço com costura
			24.39-3	Produção de outros tubos de ferro e aço
		24.4		Metalurgia dos metais não-ferrosos
			24.41-5	Metalurgia do alumínio e suas ligas
			24.42-3	***Metalurgia dos metais preciosos***

(continuação)

Código CNAE 2.0				DESCRIÇÃO
Seção	Divisão	Grupo	Classe	
			24.43-1	Metalurgia do cobre
			24.49-1	Metalurgia dos metais não-ferrosos e suas ligas não especificados anteriormente
		24.5		**Fundição**
			24.51-2	***Fundição de ferro e aço***
			24.52-1	Fundição de metais não-ferrosos e suas ligas
	25			FABRICAÇÃO DE PRODUTOS DE METAL, EXCETO MÁQUINAS E EQUIPAMENTOS
		25.1		Fabricação de estruturas metálicas e obras de caldeiraria pesada
			25.11-0	***Fabricação de estruturas metálicas***
			25.12-8	Fabricação de esquadrias de metal
			25.13-6	Fabricação de obras de caldeiraria pesada
		25.2		***Fabricação de tanques, reservatórios metálicos e caldeiras***
			25.21-7	Fabricação de tanques, reservatórios metálicos e caldeiras para aquecimento central
			25.22-5	Fabricação de caldeiras geradoras de vapor, exceto para aquecimento central e para veículos
		25.3		Forjaria, estamparia, metalurgia do pó e serviços de tratamento de metais
			25.31-4	***Produção de forjados de aço e de metais não-ferrosos e suas ligas***
			25.32-2	Produção de artefatos estampados de metal; metalurgia do pó
			25.39-0	Serviços de usinagem, solda, tratamento e revestimento em metais
		25.4		Fabricação de artigos de cutelaria, de serralheria e ferramentas
			25.41-1	***Fabricação de artigos de cutelaria***
			25.42-0	Fabricação de artigos de serralheria, exceto esquadrias
			25.43-8	***Fabricação de ferramentas***
		25.5		Fabricação de equipamento bélico pesado, armas de fogo e munições
			25.50-1	Fabricação de equipamento bélico pesado, armas de fogo e munições
		25.9		Fabricação de produtos de metal não especificados anteriormente
			25.91-8	Fabricação de embalagens metálicas
			25.92-6	**Fabricação de produtos de trefilados de metal**
			25.93-4	***Fabricação de artigos de metal para uso doméstico e pessoal***
			25.99-3	Fabricação de produtos de metal não especificados anteriormente
	26			***FABRICAÇÃO DE EQUIPAMENTOS DE INFORMÁTICA, PRODUTOS ELETRÔNICOS E ÓPTICOS***
		26.1		Fabricação de componentes eletrônicos
			26.10-8	Fabricação de componentes eletrônicos
		26.2		***Fabricação de equipamentos de informática e periféricos***
			26.21-3	Fabricação de equipamentos de informática
			26.22-1	Fabricação de periféricos para equipamentos de informática
		26.3		***Fabricação de equipamentos de comunicação***
			26.31-1	Fabricação de equipamentos transmissores de comunicação
			26.32-9	***Fabricação de aparelhos telefônicos e de outros equipamentos de comunicação***
		26.4		Fabricação de aparelhos de recepção, reprodução, gravação e amplificação de áudio e vídeo
			26.40-0	Fabricação de aparelhos de recepção, reprodução, gravação e amplificação de áudio e vídeo
		26.5		***Fabricação de aparelhos e instrumentos de medida, teste e controle; cronômetros e relógios***
			26.51-5	Fabricação de aparelhos e equipamentos de medida, teste e controle

(continuação)

Código CNAE 2.0				DESCRIÇÃO
Seção	Divisão	Grupo	Classe	
			26.52-3	***Fabricação de cronômetros e relógios***
		26.6		Fabricação de aparelhos eletromédicos e eletroterapêuticos e equipamentos de irradiação
			26.60-4	***Fabricação de aparelhos eletromédicos e eletroterapêuticos e equipamentos de irradiação***
		26.7		Fabricação de equipamentos e instrumentos ópticos, fotográficos e cinematográficos
			26.70-1	**Fabricação de equipamentos e instrumentos ópticos, fotográficos e cinematográficos**
		26.8		Fabricação de mídias virgens, magnéticas e ópticas
			26.80-9	Fabricação de mídias virgens, magnéticas e ópticas
	27			***FABRICAÇÃO DE MÁQUINAS, APARELHOS E MATERIAIS ELÉTRICOS***
		27.1		Fabricação de geradores, transformadores e motores elétricos
			27.10-4	Fabricação de geradores, transformadores e motores elétricos
		27.2		***Fabricação de pilhas, baterias e acumuladores elétricos***
			27.21-0	Fabricação de pilhas, baterias e acumuladores elétricos, exceto para veículos automotores
			27.22-8	Fabricação de baterias e acumuladores para veículos automotores
		27.3		Fabricação de equipamentos para distribuição e controle de energia elétrica
			27.31-7	***Fabricação de aparelhos e equipamentos para distribuição e controle de energia elétrica***
			27.32-5	Fabricação de material elétrico para instalações em circuito de consumo
			27.33-3	***Fabricação de fios, cabos e condutores elétricos isolados***
		27.4		Fabricação de lâmpadas e outros equipamentos de iluminação
			27.40-6	Fabricação de lâmpadas e outros equipamentos de iluminação
		27.5		***Fabricação de eletrodomésticos***
			27.51-1	Fabricação de fogões, refrigeradores e máquinas de lavar e secar para uso doméstico
			27.59-7	***Fabricação de aparelhos eletrodomésticos não especificados anteriormente***
		27.9		***Fabricação de equipamentos e aparelhos elétricos não especificados anteriormente***
			27.90-2	Fabricação de equipamentos e aparelhos elétricos não especificados anteriormente
	28			FABRICAÇÃO DE MÁQUINAS E EQUIPAMENTOS
		28.1		Fabricação de motores, bombas, compressores e equipamentos de transmissão
			28.11-9	Fabricação de motores e turbinas, exceto para aviões e veículos rodoviários
			28.12-7	Fabricação de equipamentos hidráulicos e pneumáticos, exceto válvulas
			28.13-5	***Fabricação de válvulas, registros e dispositivos semelhantes***
			28.14-3	Fabricação de compressores
			28.15-1	Fabricação de equipamentos de transmissão para fins industriais
		28.2		Fabricação de máquinas e equipamentos de uso geral
			28.21-6	Fabricação de aparelhos e equipamentos para instalações térmicas
			28.22-4	Fabricação de máquinas, equipamentos e aparelhos para transporte e elevação de cargas e
				pessoas
			28.23-2	***Fabricação de máquinas e aparelhos de refrigeração e ventilação para uso industrial e comercial***
			28.24-1	Fabricação de aparelhos e equipamentos de ar condicionado
			28.25-9	Fabricação de máquinas e equipamentos para saneamento básico e ambiental
			28.29-1	Fabricação de máquinas e equipamentos de uso geral não especificados anteriormente
		28.3		***Fabricação de tratores e de máquinas e equipamentos para a agricultura e pecuária***
			28.31-3	Fabricação de tratores agrícolas

(continuação)

Código CNAE 2.0				DESCRIÇÃO
Seção	Divisão	Grupo	Classe	
			28.32-1	***Fabricação de equipamentos para irrigação agrícola***
			28.33-0	Fabricação de máquinas e equipamentos para a agricultura e pecuária, exceto para irrigação
		28.4		Fabricação de máquinas-ferramenta
			28.40-2	Fabricação de máquinas-ferramenta
		28.5		Fabricação de máquinas e equipamentos de uso na extração mineral e na construção
			28.51-8	***Fabricação de máquinas e equipamentos para a prospecção e extração de petróleo***
			28.52-6	Fabricação de outras máquinas e equipamentos para uso na extração mineral, exceto na extração de petróleo
			28.53-4	Fabricação de tratores, exceto agrícolas
			28.54-2	Fabricação de máquinas e equipamentos para terraplenagem, pavimentação e construção, exceto tratores
		28.6		Fabricação de máquinas e equipamentos de uso industrial específico
			28.61-5	Fabricação de máquinas para a indústria metalúrgica, exceto máquinas-ferramenta
			28.62-3	Fabricação de máquinas e equipamentos para as indústrias de alimentos, bebidas e fumo
			28.63-1	Fabricação de máquinas e equipamentos para a indústria têxtil
			28.64-0	**Fabricação de máquinas e equipamentos para as indústrias do vestuário, do couro e de calçados**
			28.65-8	***Fabricação de máquinas e equipamentos para as indústrias de celulose, papel e papelão e artefatos***
			28.66-6	Fabricação de máquinas e equipamentos para a indústria do plástico
			28.69-1	***Fabricação de máquinas e equipamentos para uso industrial específico não especificados anteriormente***
	29			FABRICAÇÃO DE VEÍCULOS AUTOMOTORES, REBOQUES E CARROCERIAS
		29.1		***Fabricação de automóveis, camionetas e utilitários***
			29.10-7	Fabricação de automóveis, camionetas e utilitários
		29.2		***Fabricação de caminhões e ônibus***
			29.20-4	Fabricação de caminhões e ônibus
		29.3		Fabricação de cabines, carrocerias e reboques para veículos automotores
			29.30-1	Fabricação de cabines, carrocerias e reboques para veículos automotores
		29.4		Fabricação de peças e acessórios para veículos automotores
			29.41-7	Fabricação de peças e acessórios para o sistema motor de veículos automotores
			29.42-5	Fabricação de peças e acessórios para os sistemas de marcha e transmissão de veículos
				automotores
			29.43-3	Fabricação de peças e acessórios para o sistema de freios de veículos automotores
			29.44-1	**Fabricação de peças e acessórios para o sistema de direção e suspensão de veículos automotores**
			29.45-0	***Fabricação de material elétrico e eletrônico para veículos automotores, exceto baterias***
			29.49-2	Fabricação de peças e acessórios para veículos automotores não especificados anteriormente
		29.5		Recondicionamento e recuperação de motores para veículos automotores
			29.50-6	***Recondicionamento e recuperação de motores para veículos automotores***
	30			FABRICAÇÃO DE OUTROS EQUIPAMENTOS DE TRANSPORTE, EXCETO VEÍCULOS AUTOMOTORES
		30.1		Construção de embarcações
			30.11-3	***Construção de embarcações e estruturas flutuantes***
			30.12-1	Construção de embarcações para esporte e lazer
		30.3		Fabricação de veículos ferroviários
			30.31-8	***Fabricação de locomotivas, vagões e outros materiais rodantes***

(continuação)

Código CNAE 2.0				DESCRIÇÃO
Seção	Divisão	Grupo	Classe	
			30.32-6	Fabricação de peças e acessórios para veículos ferroviários
		30.4		***Fabricação de aeronaves***
			30.41-5	Fabricação de aeronaves
			30.42-3	Fabricação de turbinas, motores e outros componentes e peças para aeronaves
		30.5		Fabricação de veículos militares de combate
			30.50-4	**Fabricação de veículos militares de combate**
		30.9		***Fabricação de equipamentos de transporte não especificados anteriormente***
			30.91-1	Fabricação de motocicletas
			30.92-0	Fabricação de bicicletas e triciclos não-motorizados
			30.99-7	Fabricação de equipamentos de transporte não especificados anteriormente
	31			FABRICAÇÃO DE MÓVEIS
		31.0		**Fabricação de móveis**
			31.01-2	***Fabricação de móveis com predominância de madeira***
			31.02-1	Fabricação de móveis com predominância de metal
			31.03-9	Fabricação de móveis de outros materiais, exceto madeira e metal
			31.04-7	***Fabricação de colchões***
	32			FABRICAÇÃO DE PRODUTOS DIVERSOS
		32.1		***Fabricação de artigos de joalheria, bijuteria e semelhantes***
			32.11-6	Lapidação de gemas e fabricação de artefatos de ourivesaria e joalheria
			32.12-4	***Fabricação de bijuterias e artefatos semelhantes***
		32.2		Fabricação de instrumentos musicais
			32.20-5	***Fabricação de instrumentos musicais***
		32.3		Fabricação de artefatos para pesca e esporte
			32.30-2	***Fabricação de artefatos para pesca e esporte***
		32.4		Fabricação de brinquedos e jogos recreativos
			32.40-0	Fabricação de brinquedos e jogos recreativos
		32.5		Fabricação de instrumentos e materiais para uso médico e odontológico e de artigos ópticos
			32.50-7	**Fabricação de instrumentos e materiais para uso médico e odontológico e de artigos ópticos**
		32.9		***Fabricação de produtos diversos***
			32.91-4	Fabricação de escovas, pincéis e vassouras
			32.92-2	Fabricação de equipamentos e acessórios para segurança e proteção pessoal e profissional
			32.99-0	Fabricação de produtos diversos não especificados anteriormente
	33			MANUTENÇÃO, REPARAÇÃO E INSTALAÇÃO DE MÁQUINAS E EQUIPAMENTOS
		33.1		Manutenção e reparação de máquinas e equipamentos
			33.11-2	Manutenção e reparação de tanques, reservatórios metálicos e caldeiras, exceto para veículos
			33.12-1	Manutenção e reparação de equipamentos eletrônicos e ópticos
			33.13-9	Manutenção e reparação de máquinas e equipamentos elétricos
			33.14-7	***Manutenção e reparação de máquinas e equipamentos da indústria mecânica***
			33.15-5	Manutenção e reparação de veículos ferroviários
			33.16-3	Manutenção e reparação de aeronaves
			33.17-1	**Manutenção e reparação de embarcações**

(continuação)

Código CNAE 2.0				DESCRIÇÃO
Seção	Divisão	Grupo	Classe	
			33.19-8	**Manutenção e reparação de equipamentos e produtos não especificados anteriormente**
		33.2		***Instalação de máquinas e equipamentos***
			33.21-0	Instalação de máquinas e equipamentos industriais
			33.29-5	Instalação de equipamentos não especificados anteriormente
D				ELETRICIDADE E GÁS
	35			ELETRICIDADE, GÁS E OUTRAS UTILIDADES
		35.1		***Geração, transmissão e distribuição de energia elétrica***
			35.11-5	Geração de energia elétrica
			35.12-3	***Transmissão de energia elétrica***
			35.13-1	Comércio atacadista de energia elétrica
			35.14-0	**Distribuição de energia elétrica**
		35.2		**Produção e distribuição de combustíveis gasosos por redes urbanas**
			35.20-4	***Produção de gás; processamento de gás natural; distribuição de combustíveis gasosos por redes urbanas***
		35.3		Produção e distribuição de vapor, água quente e ar condicionado
			35.30-1	**Produção e distribuição de vapor, água quente e ar condicionado**
E				***ÁGUA, ESGOTO, ATIVIDADES DE GESTÃO DE RESÍDUOS E DESCONTAMINAÇÃO***
	36			CAPTAÇÃO, TRATAMENTO E DISTRIBUIÇÃO DE ÁGUA
		36.0		Captação, tratamento e distribuição de água
			36.00-6	**Captação, tratamento e distribuição de água**
	37			***ESGOTO E ATIVIDADES RELACIONADAS***
		37.0		Esgoto e atividades relacionadas
			37.01-1	Gestão de redes de esgoto
			37.02-9	***Atividades relacionadas a esgoto, exceto a gestão de redes***
	38			COLETA, TRATAMENTO E DISPOSIÇÃO DE RESÍDUOS; RECUPERAÇÃO DE MATERIAIS
		38.1		Coleta de resíduos
			38.11-4	***Coleta de resíduos não-perigosos***
			38.12-2	Coleta de resíduos perigosos
		38.2		Tratamento e disposição de resíduos
			38.21-1	Tratamento e disposição de resíduos não-perigosos
			38.22-0	**Tratamento e disposição de resíduos perigosos**
		38.3		***Recuperação de materiais***
			38.31-9	Recuperação de materiais metálicos
			38.32-7	**Recuperação de materiais plásticos**
			38.39-4	**Recuperação de materiais não especificados anteriormente**
	39			***DESCONTAMINAÇÃO E OUTROS SERVIÇOS DE GESTÃO DE RESÍDUOS***
		39.0		Descontaminação e outros serviços de gestão de resíduos
			39.00-5	***Descontaminação e outros serviços de gestão de resíduos***
F				CONSTRUÇÃO
	41			**CONSTRUÇÃO DE EDIFÍCIOS**
		41.1		***Incorporação de empreendimentos imobiliários***

(continuação)

Código CNAE 2.0				DESCRIÇÃO
Seção	Divisão	Grupo	Classe	
			41.10-7	Incorporação de empreendimentos imobiliários
		41.2		Construção de edifícios
			41.20-4	Construção de edifícios
	42			***OBRAS DE INFRA-ESTRUTURA***
		42.1		Construção de rodovias, ferrovias, obras urbanas e obras-de-arte especiais
			42.11-1	Construção de rodovias e ferrovias
			42.12-0	Construção de obras-de-arte especiais
			42.13-8	***Obras de urbanização - ruas, praças e calçadas***
		42.2		Obras de infra-estrutura para energia elétrica, telecomunicações, água, esgoto e transporte por dutos
			42.21-9	Obras para geração e distribuição de energia elétrica e para telecomunicações
			42.22-7	Construção de redes de abastecimento de água, coleta de esgoto e construções correlatas
			42.23-5	**Construção de redes de transportes por dutos, exceto para água e esgoto**
		42.9		***Construção de outras obras de infra-estrutura***
			42.91-0	Obras portuárias, marítimas e fluviais
			42.92-8	Montagem de instalações industriais e de estruturas metálicas
			42.99-5	Obras de engenharia civil não especificadas anteriormente
	43			SERVIÇOS ESPECIALIZADOS PARA CONSTRUÇÃO
		43.1		***Demolição e preparação do terreno***
			43.11-8	Demolição e preparação de canteiros de obras
			43.12-6	Perfurações e sondagens
			43.13-4	Obras de terraplenagem
			43.19-3	***Serviços de preparação do terreno não especificados anteriormente***
		43.2		Instalações elétricas, hidráulicas e outras instalações em construções
			43.21-5	***Instalações elétricas***
			43.22-3	Instalações hidráulicas, de sistemas de ventilação e refrigeração
			43.29-1	Obras de instalações em construções não especificadas anteriormente
		43.3		**Obras de acabamento**
			43.30-4	**Obras de acabamento**
		43.9		***Outros serviços especializados para construção***
			43.91-6	Obras de fundações
			43.99-1	Serviços especializados para construção não especificados anteriormente
G				***COMÉRCIO; REPARAÇÃO DE VEÍCULOS AUTOMOTORES E MOTOCICLETAS***
	45			COMÉRCIO E REPARAÇÃO DE VEÍCULOS AUTOMOTORES E MOTOCICLETAS
		45.1		***Comércio de veículos automotores***
			45.11-1	Comércio a varejo e por atacado de veículos automotores
			45.12-9	***Representantes comerciais e agentes do comércio de veículos automotores***
		45.2		Manutenção e reparação de veículos automotores
			45.20-0	Manutenção e reparação de veículos automotores
		45.3		Comércio de peças e acessórios para veículos automotores
			45.30-7	**Comércio de peças e acessórios para veículos automotores**
		45.4		***Comércio, manutenção e reparação de motocicletas, peças e acessórios***

(continuação)

Código CNAE 2.0				DESCRIÇÃO
Seção	Divisão	Grupo	Classe	
			45.41-2	Comércio por atacado e a varejo de motocicletas, peças e acessórios
			45.42-1	Representantes comerciais e agentes do comércio de motocicletas, peças e acessórios
			45.43-9	Manutenção e reparação de motocicletas
	46			COMÉRCIO POR ATACADO, EXCETO VEÍCULOS AUTOMOTORES E MOTOCICLETAS
		46.1		Representantes comerciais e agentes do comércio, exceto de veículos automotores e motocicletas
			46.11-7	Representantes comerciais e agentes do comércio de matérias-primas agrícolas e animais vivos
			46.12-5	Representantes comerciais e agentes do comércio de combustíveis, minerais, produtos siderúrgicos e químicos
			46.13-3	Representantes comerciais e agentes do comércio de madeira, material de construção e ferragens
			46.14-1	Representantes comerciais e agentes do comércio de máquinas, equipamentos, embarcações e aeronaves
			46.15-0	***Representantes comerciais e agentes do comércio de eletrodomésticos, móveis e artigos de uso doméstico***
			46.16-8	Representantes comerciais e agentes do comércio de têxteis, vestuário, calçados e artigos de viagem
			46.17-6	Representantes comerciais e agentes do comércio de produtos alimentícios, bebidas e fumo
			46.18-4	Representantes comerciais e agentes do comércio especializado em produtos não especificados anteriormente
			46.19-2	***Representantes comerciais e agentes do comércio de mercadorias em geral não especializado***
		46.2		Comércio atacadista de matérias-primas agrícolas e animais vivos
			46.21-4	Comércio atacadista de café em grão
			46.22-2	Comércio atacadista de soja
			46.23-1	Comércio atacadista de animais vivos, alimentos para animais e matérias-primas agrícolas, exceto café e soja
		46.3		Comércio atacadista especializado em produtos alimentícios, bebidas e fumo
			46.31-1	Comércio atacadista de leite e laticínios
			46.32-0	Comércio atacadista de cereais e leguminosas beneficiados, farinhas, amidos e féculas
			46.33-8	Comércio atacadista de hortifrutigranjeiros
			46.34-6	***Comércio atacadista de carnes, produtos da carne e pescado***
			46.35-4	Comércio atacadista de bebidas
			46.36-2	Comércio atacadista de produtos do fumo
			46.37-1	Comércio atacadista especializado em produtos alimentícios não especificados anteriormente
			46.39-7	Comércio atacadista de produtos alimentícios em geral
		46.4		Comércio atacadista de produtos de consumo não-alimentar
			46.41-9	Comércio atacadista de tecidos, artefatos de tecidos e de armarinho
			46.42-7	Comércio atacadista de artigos do vestuário e acessórios
			46.43-5	Comércio atacadista de calçados e artigos de viagem
			46.44-3	***Comércio atacadista de produtos farmacêuticos para uso humano e veterinário***
			46.45-1	Comércio atacadista de instrumentos e materiais para uso médico, cirúrgico, ortopédico e odontológico
			46.46-0	Comércio atacadista de cosméticos, produtos de perfumaria e de higiene pessoal
			46.47-8	***Comércio atacadista de artigos de escritório e de papelaria; livros, jornais e outras publicações***
			46.49-4	Comércio atacadista de equipamentos e artigos de uso pessoal e doméstico não especificados anteriormente
		46.5		Comércio atacadista de equipamentos e produtos de tecnologias de informação e comunicação
			46.51-6	Comércio atacadista de computadores, periféricos e suprimentos de informática

(continuação)

Código CNAE 2.0				DESCRIÇÃO
Seção	Divisão	Grupo	Classe	
			46.52-4	Comércio atacadista de componentes eletrônicos e equipamentos de telefonia e comunicação
		46.6		Comércio atacadista de máquinas, aparelhos e equipamentos, exceto de tecnologias de informação e comunicação
			46.61-3	Comércio atacadista de máquinas, aparelhos e equipamentos para uso agropecuário; partes e peças
			46.62-1	***Comércio atacadista de máquinas, equipamentos para terraplenagem, mineração e construção; partes e peças***
			46.63-0	Comércio atacadista de máquinas e equipamentos para uso industrial; partes e peças
			46.64-8	Comércio atacadista de máquinas, aparelhos e equipamentos para uso odonto-médico-hospitalar; partes e
				peças
			46.65-6	Comércio atacadista de máquinas e equipamentos para uso comercial; partes e peças
			46.69-9	Comércio atacadista de máquinas, aparelhos e equipamentos não especificados anteriormente; partes e peças
		46.7		***Comércio atacadista de madeira, ferragens, ferramentas, material elétrico e material de construção***
			46.71-1	Comércio atacadista de madeira e produtos derivados
			46.72-9	Comércio atacadista de ferragens e ferramentas
			46.73-7	Comércio atacadista de material elétrico
			46.74-5	Comércio atacadista de cimento
			46.79-6	Comércio atacadista especializado de materiais de construção não especificados anteriormente e
				de materiais de construção em geral
		46.8		Comércio atacadista especializado em outros produtos
			46.81-8	Comércio atacadista de combustíveis sólidos, líquidos e gasosos, exceto gás natural e GLP
			46.82-6	***Comércio atacadista de gás liquefeito de petróleo (GLP)***
			46.83-4	Comércio atacadista de defensivos agrícolas, adubos, fertilizantes e corretivos do solo
			46.84-2	Comércio atacadista de produtos químicos e petroquímicos, exceto agroquímicos
			46.85-1	Comércio atacadista de produtos siderúrgicos e metalúrgicos, exceto para construção
			46.86-9	**Comércio atacadista de papel e papelão em bruto e de embalagens**
			46.87-7	***Comércio atacadista de resíduos e sucatas***
			46.89-3	Comércio atacadista especializado de outros produtos intermediários não especificados anteriormente
		46.9		Comércio atacadista não-especializado
			46.91-5	Comércio atacadista de mercadorias em geral, com predominância de produtos alimentícios
			46.92-3	***Comércio atacadista de mercadorias em geral, com predominância de insumos agropecuários***
			46.93-1	Comércio atacadista de mercadorias em geral, sem predominância de alimentos ou de insumos
				agropecuários
	47			COMÉRCIO VAREJISTA
		47.1		Comércio varejista não-especializado
			47.11-3	Comércio varejista de mercadorias em geral, com predominância de produtos alimentícios - hipermercados
				e supermercados
			47.12-1	Comércio varejista de mercadorias em geral, com predominância de produtos alimentícios - minimercados,
				mercearias e armazéns
			47.13-0	***Comércio varejista de mercadorias em geral, sem predominância de produtos alimentícios***
		47.2		Comércio varejista de produtos alimentícios, bebidas e fumo
			47.21-1	Comércio varejista de produtos de padaria, laticínio, doces, balas e semelhantes

(continuação)

Código CNAE 2.0				DESCRIÇÃO
Seção	Divisão	Grupo	Classe	
			47.22-9	Comércio varejista de carnes e pescados - açougues e peixarias
			47.23-7	Comércio varejista de bebidas
			47.24-5	***Comércio varejista de hortifrutigranjeiros***
			47.29-6	Comércio varejista de produtos alimentícios em geral ou especializado em produtos alimentícios não
				especificados anteriormente; produtos do fumo
		47.3		Comércio varejista de combustíveis para veículos automotores
			47.31-8	Comércio varejista de combustíveis para veículos automotores
			47.32-6	Comércio varejista de lubrificantes
		47.4		Comércio varejista de material de construção
			47.41-5	Comércio varejista de tintas e materiais para pintura
			47.42-3	Comércio varejista de material elétrico
			47.43-1	***Comércio varejista de vidros***
			47.44-0	Comércio varejista de ferragens, madeira e materiais de construção
		47.5		Comércio varejista de equipamentos de informática e comunicação; equipamentos e artigos de uso doméstico
			47.51-2	Comércio varejista especializado de equipamentos e suprimentos de informática
			47.52-1	**Comércio varejista especializado de equipamentos de telefonia e comunicação**
			47.53-9	Comércio varejista especializado de eletrodomésticos e equipamentos de áudio e vídeo
			47.54-7	Comércio varejista especializado de móveis, colchoaria e artigos de iluminação
			47.55-5	Comércio varejista especializado de tecidos e artigos de cama, mesa e banho
			47.56-3	Comércio varejista especializado de instrumentos musicais e acessórios
			47.57-1	***Comércio varejista especializado de peças e acessórios para aparelhos eletroeletrônicos para uso doméstico,***
				exceto informática e comunicação
			47.59-8	Comércio varejista de artigos de uso doméstico não especificados anteriormente
		47.6		Comércio varejista de artigos culturais, recreativos e esportivos
			47.61-0	Comércio varejista de livros, jornais, revistas e papelaria
			47.62-8	Comércio varejista de discos, CDs, DVDs e fitas
			47.63-6	Comércio varejista de artigos recreativos e esportivos
		47.7		***Comércio varejista de produtos farmacêuticos, perfumaria e cosméticos e artigos médicos, ópticos e ortopédicos***
			47.71-7	Comércio varejista de produtos farmacêuticos para uso humano e veterinário
			47.72-5	**Comércio varejista de cosméticos, produtos de perfumaria e de higiene pessoal**
			47.73-3	**Comércio varejista de artigos médicos e ortopédicos**
			47.74-1	***Comércio varejista de artigos de óptica***
		47.8		Comércio varejista de produtos novos não especificados anteriormente e de produtos usados
			47.81-4	Comércio varejista de artigos do vestuário e acessórios
			47.82-2	***Comércio varejista de calçados e artigos de viagem***
			47.83-1	Comércio varejista de jóias e relógios
			47.84-9	Comércio varejista de gás liquefeito de petróleo (GLP)
			47.85-7	Comércio varejista de artigos usados
			47.89-0	Comércio varejista de outros produtos novos não especificados anteriormente
		47.9		Comércio ambulante e outros tipos de comércio varejista

(continuação)

Código CNAE 2.0				DESCRIÇÃO
Seção	Divisão	Grupo	Classe	
			47.90-3	***Comércio ambulante e outros tipos de comércio varejista***
H				TRANSPORTE, ARMAZENAGEM E CORREIO
	49			***TRANSPORTE TERRESTRE***
		49.1		Transporte ferroviário e metroferroviário
			49.11-6	***Transporte ferroviário de carga***
			49.12-4	Transporte metroferroviário de passageiros
		49.2		**Transporte rodoviário de passageiros**
			49.21-3	***Transporte rodoviário coletivo de passageiros, com itinerário fixo, municipal e em região metropolitana***
			49.22-1	Transporte rodoviário coletivo de passageiros, com itinerário fixo, intermunicipal, interestadual e
				internacional
			49.23-0	***Transporte rodoviário de táxi***
			49.24-8	Transporte escolar
			49.29-9	Transporte rodoviário coletivo de passageiros, sob regime de fretamento, e outros transportes rodoviários
				não especificados anteriormente
		49.3		Transporte rodoviário de carga
			49.30-2	***Transporte rodoviário de carga***
		49.4		Transporte dutoviário
			49.40-0	Transporte dutoviário
		49.5		***Trens turísticos, teleféricos e similares***
			49.50-7	***Trens turísticos, teleféricos e similares***
	50			TRANSPORTE AQUAVIÁRIO
		50.1		Transporte marítimo de cabotagem e longo curso
			50.11-4	***Transporte marítimo de cabotagem***
			50.12-2	Transporte marítimo de longo curso
		50.2		***Transporte por navegação interior***
			50.21-1	Transporte por navegação interior de carga
			50.22-0	**Transporte por navegação interior de passageiros em linhas regulares**
		50.3		***Navegação de apoio***
			50.30-1	Navegação de apoio
		50.9		Outros transportes aquaviários
			50.91-2	***Transporte por navegação de travessia***
			50.99-8	Transportes aquaviários não especificados anteriormente
	51			TRANSPORTE AÉREO
		51.1		Transporte aéreo de passageiros
			51.11-1	Transporte aéreo de passageiros regular
			51.12-9	***Transporte aéreo de passageiros não-regular***
		51.2		Transporte aéreo de carga

(continuação)

Código CNAE 2.0				DESCRIÇÃO
Seção	Divisão	Grupo	Classe	
			51.20-0	Transporte aéreo de carga
		51.3		Transporte espacial
			51.30-7	***Transporte espacial***
	52			ARMAZENAMENTO E ATIVIDADES AUXILIARES DOS TRANSPORTES
		52.1		***Armazenamento, carga e descarga***
			52.11-7	Armazenamento
			52.12-5	**Carga e descarga**
		52.2		***Atividades auxiliares dos transportes terrestres***
			52.21-4	Concessionárias de rodovias, pontes, túneis e serviços relacionados
			52.22-2	***Terminais rodoviários e ferroviários***
			52.23-1	Estacionamento de veículos
			52.29-0	**Atividades auxiliares dos transportes terrestres não especificadas anteriormente**
		52.3		**Atividades auxiliares dos transportes aquaviários**
			52.31-1	***Gestão de portos e terminais***
			52.32-0	Atividades de agenciamento marítimo
			52.39-7	***Atividades auxiliares dos transportes aquaviários não especificadas anteriormente***
		52.4		Atividades auxiliares dos transportes aéreos
			52.40-1	**Atividades auxiliares dos transportes aéreos**
		52.5		***Atividades relacionadas à organização do transporte de carga***
			52.50-8	Atividades relacionadas à organização do transporte de carga
	53			CORREIO E OUTRAS ATIVIDADES DE ENTREGA
		53.1		***Atividades de Correio***
			53.10-5	Atividades de Correio
		53.2		**Atividades de malote e de entrega**
			53.20-2	**Atividades de malote e de entrega**
I				***ALOJAMENTO E ALIMENTAÇÃO***
	55			ALOJAMENTO
		55.1		Hotéis e similares
			55.10-8	Hotéis e similares
		55.9		Outros tipos de alojamento não especificados anteriormente
			55.90-6	***Outros tipos de alojamento não especificados anteriormente***
	56			ALIMENTAÇÃO
		56.1		Restaurantes e outros serviços de alimentação e bebidas
			56.11-2	Restaurantes e outros estabelecimentos de serviços de alimentação e bebidas
			56.12-1	Serviços ambulantes de alimentação
		56.2		**Serviços de catering, bufê e outros serviços de comida preparada**
			56.20-1	***Serviços de catering, bufê e outros serviços de comida preparada***
J				INFORMAÇÃO E COMUNICAÇÃO
	58			EDIÇÃO E EDIÇÃO INTEGRADA À IMPRESSÃO
		58.1		Edição de livros, jornais, revistas e outras atividades de edição
			58.11-5	Edição de livros

(continuação)

Código CNAE 2.0				DESCRIÇÃO
Seção	Divisão	Grupo	Classe	
			58.12-3	***Edição de jornais***
			58.13-1	Edição de revistas
			58.19-1	**Edição de cadastros, listas e outros produtos gráficos**
		58.2		***Edição integrada à impressão de livros, jornais, revistas e outras publicações***
			58.21-2	Edição integrada à impressão de livros
			58.22-1	***Edição integrada à impressão de jornais***
			58.23-9	Edição integrada à impressão de revistas
			58.29-8	Edição integrada à impressão de cadastros, listas e outros produtos gráficos
	59			**ATIVIDADES CINEMATOGRÁFICAS, PRODUÇÃO DE VÍDEOS E DE PROGRAMAS DE TELEVISÃO; GRAVAÇÃO DE SOM E EDIÇÃO DE MÚSICA**
		59.1		***Atividades cinematográficas, produção de vídeos e de programas de televisão***
			59.11-1	Atividades de produção cinematográfica, de vídeos e de programas de televisão
			59.12-0	***Atividades de pós-produção cinematográfica, de vídeos e de programas de televisão***
			59.13-8	Distribuição cinematográfica, de vídeo e de programas de televisão
			59.14-6	***Atividades de exibição cinematográfica***
		59.2		Atividades de gravação de som e de edição de música
			59.20-1	***Atividades de gravação de som e de edição de música***
	60			ATIVIDADES DE RÁDIO E DE TELEVISÃO
		60.1		Atividades de rádio
			60.10-1	Atividades de rádio
		60.2		***Atividades de televisão***
			60.21-7	Atividades de televisão aberta
			60.22-5	**Programadoras e atividades relacionadas à televisão por assinatura**
	61			***TELECOMUNICAÇÕES***
		61.1		Telecomunicações por fio
			61.10-8	Telecomunicações por fio
		61.2		Telecomunicações sem fio
			61.20-5	Telecomunicações sem fio
		61.3		Telecomunicações por satélite
			61.30-2	**Telecomunicações por satélite**
		61.4		***Operadoras de televisão por assinatura***
			61.41-8	Operadoras de televisão por assinatura por cabo
			61.42-6	Operadoras de televisão por assinatura por microondas
			61.43-4	***Operadoras de televisão por assinatura por satélite***
		61.9		Outras atividades de telecomunicações
			61.90-6	Outras atividades de telecomunicações
	62			**ATIVIDADES DOS SERVIÇOS DE TECNOLOGIA DA INFORMAÇÃO**
		62.0		**Atividades dos serviços de tecnologia da informação**
			62.01-5	***Desenvolvimento de programas de computador sob encomenda***
			62.02-3	Desenvolvimento e licenciamento de programas de computador customizáveis
			62.03-1	***Desenvolvimento e licenciamento de programas de computador não-customizáveis***

(continuação)

Código CNAE 2.0				DESCRIÇÃO
Seção	Divisão	Grupo	Classe	
			62.04-0	Consultoria em tecnologia da informação
			62.09-1	Suporte técnico, manutenção e outros serviços em tecnologia da informação
	63			ATIVIDADES DE PRESTAÇÃO DE SERVIÇOS DE INFORMAÇÃO
		63.1		Tratamento de dados, hospedagem na internet e outras atividades relacionadas
			63.11-9	***Tratamento de dados, provedores de serviços de aplicação e serviços de hospedagem na internet***
			63.19-4	Portais, provedores de conteúdo e outros serviços de informação na internet
		63.9		Outras atividades de prestação de serviços de informação
			63.91-7	Agências de notícias
			63.99-2	Outras atividades de prestação de serviços de informação não especificadas anteriormente
K				ATIVIDADES FINANCEIRAS, DE SEGUROS E SERVIÇOS RELACIONADOS
	64			ATIVIDADES DE SERVIÇOS FINANCEIROS
		64.1		Banco Central
			64.10-7	***Banco Central***
		64.2		Intermediação monetária - depósitos à vista
			64.21-2	***Bancos comerciais***
			64.22-1	Bancos múltiplos, com carteira comercial
			64.23-9	***Caixas econômicas***
			64.24-7	Crédito cooperativo
		64.3		Intermediação não-monetária - outros instrumentos de captação
			64.31-0	Bancos múltiplos, sem carteira comercial
			64.32-8	***Bancos de investimento***
			64.33-6	Bancos de desenvolvimento
			64.34-4	***Agências de fomento***
			64.35-2	Crédito imobiliário
			64.36-1	Sociedades de crédito, financiamento e investimento - financeiras
			64.37-9	Sociedades de crédito ao microempreendedor
		64.4		Arrendamento mercantil
			64.40-9	**Arrendamento mercantil**
		64.5		***Sociedades de capitalização***
			64.50-6	Sociedades de capitalização
		64.6		Atividades de sociedades de participação
			64.61-1	***Holdings de instituições financeiras***
			64.62-0	Holdings de instituições não-financeiras
			64.63-8	***Outras sociedades de participação, exceto holdings***
		64.7		Fundos de investimento
			64.70-1	***Fundos de investimento***
		64.9		Atividades de serviços financeiros não especificadas anteriormente
			64.91-3	Sociedades de fomento mercantil - factoring
			64.92-1	***Securitização de créditos***
			64.93-0	Administração de consórcios para aquisição de bens e direitos
			64.99-9	**Outras atividades de serviços financeiros não especificadas anteriormente**

(continuação)

Código CNAE 2.0				DESCRIÇÃO
Seção	Divisão	Grupo	Classe	
	65			***SEGUROS, RESSEGUROS, PREVIDÊNCIA COMPLEMENTAR E PLANOS DE SAÚDE***
		65.1		Seguros de vida e não-vida
			65.11-1	Seguros de vida
			65.12-0	Seguros não-vida
		65.2		Seguros-saúde
			65.20-1	***Seguros-saúde***
		65.3		Resseguros
			65.30-8	Resseguros
		65.4		Previdência complementar
			65.41-3	***Previdência complementar fechada***
			65.42-1	Previdência complementar aberta
		65.5		**Planos de saúde**
			65.50-2	**Planos de saúde**
	66			***ATIVIDADES AUXILIARES DOS SERVIÇOS FINANCEIROS, SEGUROS, PREVIDÊNCIA COMPLEMENTAR E PLANOS DE SAÚDE***
		66.1		Atividades auxiliares dos serviços financeiros
			66.11-8	***Administração de bolsas e mercados de balcão organizados***
			66.12-6	Atividades de intermediários em transações de títulos, valores mobiliários e mercadorias
			66.13-4	Administração de cartões de crédito
			66.19-3	**Atividades auxiliares dos serviços financeiros não especificadas anteriormente**
		66.2		***Atividades auxiliares dos seguros, da previdência complementar e dos planos de saúde***
			66.21-5	***Avaliação de riscos e perdas***
			66.22-3	Corretores e agentes de seguros, de planos de previdência complementar e de saúde
			66.29-1	Atividades auxiliares dos seguros, da previdência complementar e dos planos de saúde não
				especificadas anteriormente
		66.3		Atividades de administração de fundos por contrato ou comissão
			66.30-4	**Atividades de administração de fundos por contrato ou comissão**
L				***ATIVIDADES IMOBILIÁRIAS***
	68			ATIVIDADES IMOBILIÁRIAS
		68.1		***Atividades imobiliárias de imóveis próprios***
			68.10-2	Atividades imobiliárias de imóveis próprios
		68.2		**Atividades imobiliárias por contrato ou comissão**
			68.21-8	***Intermediação na compra, venda e aluguel de imóveis***
			68.22-6	Gestão e administração da propriedade imobiliária
M				ATIVIDADES PROFISSIONAIS, CIENTÍFICAS E TÉCNICAS
	69			ATIVIDADES JURÍDICAS, DE CONTABILIDADE E DE AUDITORIA
		69.1		***Atividades jurídicas***
			69.11-7	Atividades jurídicas, exceto cartórios
			69.12-5	**Cartórios**
		69.2		***Atividades de contabilidade, consultoria e auditoria contábil e tributária***
			69.20-6	Atividades de contabilidade, consultoria e auditoria contábil e tributária

(continuação)

Código CNAE 2.0				DESCRIÇÃO
Seção	Divisão	Grupo	Classe	
	70			***ATIVIDADES DE SEDES DE EMPRESAS E DE CONSULTORIA EM GESTÃO EMPRESARIAL***
		70.1		Sedes de empresas e unidades administrativas locais
			70.10-7	***Sedes de empresas e unidades administrativas locais***
		70.2		Atividades de consultoria em gestão empresarial
			70.20-4	Atividades de consultoria em gestão empresarial
	71			SERVIÇOS DE ARQUITETURA E ENGENHARIA; TESTES E ANÁLISES TÉCNICAS
		71.1		Serviços de arquitetura e engenharia e atividades técnicas relacionadas
			71.11-1	**Serviços de arquitetura**
			71.12-0	Serviços de engenharia
			71.19-7	***Atividades técnicas relacionadas à arquitetura e engenharia***
		71.2		***Testes e análises técnicas***
			71.20-1	Testes e análises técnicas
	72			***PESQUISA E DESENVOLVIMENTO CIENTÍFICO***
		72.1		Pesquisa e desenvolvimento experimental em ciências físicas e naturais
			72.10-0	***Pesquisa e desenvolvimento experimental em ciências físicas e naturais***
		72.2		Pesquisa e desenvolvimento experimental em ciências sociais e humanas
			72.20-7	**Pesquisa e desenvolvimento experimental em ciências sociais e humanas**
	73			***PUBLICIDADE E PESQUISA DE MERCADO***
		73.1		Publicidade
			73.11-4	**Agências de publicidade**
			73.12-2	**Agenciamento de espaços para publicidade, exceto em veículos de comunicação**
			73.19-0	***Atividades de publicidade não especificadas anteriormente***
		73.2		Pesquisas de mercado e de opinião pública
			73.20-3	Pesquisas de mercado e de opinião pública
	74			**OUTRAS ATIVIDADES PROFISSIONAIS, CIENTÍFICAS E TÉCNICAS**
		74.1		Design e decoração de interiores
			74.10-2	Design e decoração de interiores
		74.2		Atividades fotográficas e similares
			74.20-0	Atividades fotográficas e similares
		74.9		***Atividades profissionais, científicas e técnicas não especificadas anteriormente***
			74.90-1	Atividades profissionais, científicas e técnicas não especificadas anteriormente
	75			ATIVIDADES VETERINÁRIAS
		75.0		Atividades veterinárias
			75.00-1	Atividades veterinárias
N				***ATIVIDADES ADMINISTRATIVAS E SERVIÇOS COMPLEMENTARES***
	77			ALUGUÉIS NÃO-IMOBILIÁRIOS E GESTÃO DE ATIVOS INTANGÍVEIS NÃO-FINANCEIROS
		77.1		**Locação de meios de transporte sem condutor**
			77.11-0	***Locação de automóveis sem condutor***
			77.19-5	Locação de meios de transporte, exceto automóveis, sem condutor
		77.2		***Aluguel de objetos pessoais e domésticos***
			77.21-7	Aluguel de equipamentos recreativos e esportivos

(continuação)

Código CNAE 2.0				DESCRIÇÃO
Seção	Divisão	Grupo	Classe	
			77.22-5	***Aluguel de fitas de vídeo, DVDs e similares***
			77.23-3	Aluguel de objetos do vestuário, jóias e acessórios
			77.29-2	**Aluguel de objetos pessoais e domésticos não especificados anteriormente**
		77.3		***Aluguel de máquinas e equipamentos sem operador***
			77.31-4	Aluguel de máquinas e equipamentos agrícolas sem operador
			77.32-2	Aluguel de máquinas e equipamentos para construção sem operador
			77.33-1	***Aluguel de máquinas e equipamentos para escritório***
			77.39-0	Aluguel de máquinas e equipamentos não especificados anteriormente
		77.4		**Gestão de ativos intangíveis não-financeiros**
			77.40-3	***Gestão de ativos intangíveis não-financeiros***
	78			SELEÇÃO, AGENCIAMENTO E LOCAÇÃO DE MÃO-DE-OBRA
		78.1		Seleção e agenciamento de mão-de-obra
			78.10-8	***Seleção e agenciamento de mão-de-obra***
		78.2		Locação de mão-de-obra temporária
			78.20-5	**Locação de mão-de-obra temporária**
		78.3		Fornecimento e gestão de recursos humanos para terceiros
			78.30-2	**Fornecimento e gestão de recursos humanos para terceiros**
	79			***AGÊNCIAS DE VIAGENS, OPERADORES TURÍSTICOS E SERVIÇOS DE RESERVAS***
		79.1		Agências de viagens e operadores turísticos
			79.11-2	Agências de viagens
			79.12-1	***Operadores turísticos***
		79.9		Serviços de reservas e outros serviços de turismo não especificados anteriormente
			79.90-2	Serviços de reservas e outros serviços de turismo não especificados anteriormente
	80			ATIVIDADES DE VIGILÂNCIA, SEGURANÇA E INVESTIGAÇÃO
		80.1		***Atividades de vigilância, segurança privada e transporte de valores***
			80.11-1	Atividades de vigilância e segurança privada
			80.12-9	**Atividades de transporte de valores**
		80.2		***Atividades de monitoramento de sistemas de segurança***
			80.20-0	Atividades de monitoramento de sistemas de segurança
		80.3		Atividades de investigação particular
			80.30-7	***Atividades de investigação particular***
	81			SERVIÇOS PARA EDIFÍCIOS E ATIVIDADES PAISAGÍSTICAS
		81.1		***Serviços combinados para apoio a edifícios***
			81.11-7	Serviços combinados para apoio a edifícios, exceto condomínios prediais
			81.12-5	***Condomínios prediais***
		81.2		Atividades de limpeza
			81.21-4	Limpeza em prédios e em domicílios
			81.22-2	Imunização e controle de pragas urbanas
			81.29-0	***Atividades de limpeza não especificadas anteriormente***
		81.3		**Atividades paisagísticas**
			81.30-3	***Atividades paisagísticas***

(continuação)

Código CNAE 2.0				DESCRIÇÃO
Seção	Divisão	Grupo	Classe	
	82			SERVIÇOS DE ESCRITÓRIO, DE APOIO ADMINISTRATIVO E OUTROS SERVIÇOS PRESTADOS ÀS EMPRESAS
		82.1		Serviços de escritório e apoio administrativo
			82.11-3	Serviços combinados de escritório e apoio administrativo
			82.19-9	***Fotocópias, preparação de documentos e outros serviços especializados de apoio administrativo***
		82.2		Atividades de teleatendimento
			82.20-2	Atividades de teleatendimento
		82.3		Atividades de organização de eventos, exceto culturais e esportivos
			82.30-0	Atividades de organização de eventos, exceto culturais e esportivos
		82.9		Outras atividades de serviços prestados principalmente às empresas
			82.91-1	***Atividades de cobrança e informações cadastrais***
			82.92-0	Envasamento e empacotamento sob contrato
			82.99-7	**Atividades de serviços prestados principalmente às empresas não especificadas anteriormente**
O				**ADMINISTRAÇÃO PÚBLICA, DEFESA E SEGURIDADE SOCIAL**
	84			***ADMINISTRAÇÃO PÚBLICA, DEFESA E SEGURIDADE SOCIAL***
		84.1		Administração do estado e da política econômica e social
			84.11-6	Administração pública em geral
			84.12-4	Regulação das atividades de saúde, educação, serviços culturais e outros serviços sociais
			84.13-2	***Regulação das atividades econômicas***
		84.2		Serviços coletivos prestados pela administração pública
			84.21-3	***Relações exteriores***
			84.22-1	Defesa
			84.23-0	Justiça
			84.24-8	Segurança e ordem pública
			84.25-6	***Defesa Civil***
		84.3		Seguridade social obrigatória
			84.30-2	Seguridade social obrigatória
P				***EDUCAÇÃO***
	85			EDUCAÇÃO
		85.1		***Educação infantil e ensino fundamental***
			85.11-2	Educação infantil - creche
			85.12-1	Educação infantil - pré-escola
			85.13-9	Ensino fundamental
		85.2		Ensino médio
			85.20-1	**Ensino médio**
		85.3		**Educação superior**
			85.31-7	***Educação superior - graduação***
			85.32-5	Educação superior - graduação e pós-graduação
			85.33-3	***Educação superior - pós-graduação e extensão***
		85.4		Educação profissional de nível técnico e tecnológico
			85.41-4	Educação profissional de nível técnico

(continuação)

Código CNAE 2.0				DESCRIÇÃO
Seção	Divisão	Grupo	Classe	
			85.42-2	***Educação profissional de nível tecnológico***
		85.5		Atividades de apoio à educação
			85.50-3	***Atividades de apoio à educação***
		85.9		Outras atividades de ensino
			85.91-1	***Ensino de esportes***
			85.92-9	Ensino de arte e cultura
			85.93-7	***Ensino de idiomas***
			85.99-6	Atividades de ensino não especificadas anteriormente
Q				***SAÚDE HUMANA E SERVIÇOS SOCIAIS***
	86			ATIVIDADES DE ATENÇÃO À SAÚDE HUMANA
		86.1		**Atividades de atendimento hospitalar**
			86.10-1	***Atividades de atendimento hospitalar***
		86.2		Serviços móveis de atendimento a urgências e de remoção de pacientes
			86.21-6	Serviços móveis de atendimento a urgências
			86.22-4	***Serviços de remoção de pacientes, exceto os serviços móveis de atendimento a urgências***
		86.3		Atividades de atenção ambulatorial executadas por médicos e odontólogos
			86.30-5	***Atividades de atenção ambulatorial executadas por médicos e odontólogos***
		86.4		Atividades de serviços de complementação diagnóstica e terapêutica
			86.40-2	**Atividades de serviços de complementação diagnóstica e terapêutica**
		86.5		***Atividades de profissionais da área de saúde, exceto médicos e odontólogos***
			86.50-0	Atividades de profissionais da área de saúde, exceto médicos e odontólogos
		86.6		**Atividades de apoio à gestão de saúde**
			86.60-7	**Atividades de apoio à gestão de saúde**
		86.9		***Atividades de atenção à saúde humana não especificadas anteriormente***
			86.90-9	Atividades de atenção à saúde humana não especificadas anteriormente
	87			ATIVIDADES DE ATENÇÃO À SAÚDE HUMANA INTEGRADAS COM ASSISTÊNCIA SOCIAL, PRESTADAS EM RESIDÊNCIAS COLETIVAS E PARTICULARES
		87.1		Atividades de assistência a idosos, deficientes físicos, imunodeprimidos e convalescentes, e de infra-estrutura e apoio a pacientes prestadas em residências coletivas e particulares
			87.11-5	**Atividades de assistência a idosos, deficientes físicos, imunodeprimidos e convalescentes prestadas em**
				residências coletivas e particulares
			87.12-3	Atividades de fornecimento de infra-estrutura de apoio e assistência a paciente no domicílio
		87.2		Atividades de assistência psicossocial e à saúde a portadores de distúrbios psíquicos, deficiência mental e dependência química
			87.20-4	Atividades de assistência psicossocial e à saúde a portadores de distúrbios psíquicos, deficiência mental e
				dependência química
		87.3		***Atividades de assistência social prestadas em residências coletivas e particulares***
			87.30-1	Atividades de assistência social prestadas em residências coletivas e particulares
	88			**SERVIÇOS DE ASSISTÊNCIA SOCIAL SEM ALOJAMENTO**
		88.0		***Serviços de assistência social sem alojamento***
			88.00-6	Serviços de assistência social sem alojamento
R				ARTES, CULTURA, ESPORTE E RECREAÇÃO

(continuação)

Código CNAE 2.0				DESCRIÇÃO
Seção	Divisão	Grupo	Classe	
	90			ATIVIDADES ARTÍSTICAS, CRIATIVAS E DE ESPETÁCULOS
		90.0		Atividades artísticas, criativas e de espetáculos
			90.01-9	***Artes cênicas, espetáculos e atividades complementares***
			90.02-7	Criação artística
			90.03-5	Gestão de espaços para artes cênicas, espetáculos e outras atividades artísticas
	91			**ATIVIDADES LIGADAS AO PATRIMÔNIO CULTURAL E AMBIENTAL**
		91.0		**Atividades ligadas ao patrimônio cultural e ambiental**
			91.01-5	***Atividades de bibliotecas e arquivos***
			91.02-3	Atividades de museus e de exploração, restauração artística e conservação de lugares e prédios
				históricos e atrações similares
			91.03-1	***Atividades de jardins botânicos, zoológicos, parques nacionais, reservas ecológicas e áreas de proteção***
				ambiental
	92			***ATIVIDADES DE EXPLORAÇÃO DE JOGOS DE AZAR E APOSTAS***
		92.0		Atividades de exploração de jogos de azar e apostas
			92.00-3	***Atividades de exploração de jogos de azar e apostas***
	93			ATIVIDADES ESPORTIVAS E DE RECREAÇÃO E LAZER
		93.1		Atividades esportivas
			93.11-5	Gestão de instalações de esportes
			93.12-3	Clubes sociais, esportivos e similares
			93.13-1	**Atividades de condicionamento físico**
			93.19-1	***Atividades esportivas não especificadas anteriormente***
		93.2		Atividades de recreação e lazer
			93.21-2	Parques de diversão e parques temáticos
			93.29-8	***Atividades de recreação e lazer não especificadas anteriormente***
S				OUTRAS ATIVIDADES DE SERVIÇOS
	94			ATIVIDADES DE ORGANIZAÇÕES ASSOCIATIVAS
		94.1		**Atividades de organizações associativas patronais, empresariais e profissionais**
			94.11-1	***Atividades de organizações associativas patronais e empresariais***
			94.12-0	Atividades de organizações associativas profissionais
		94.2		Atividades de organizações sindicais
			94.20-1	Atividades de organizações sindicais
		94.3		Atividades de associações de defesa de direitos sociais
			94.30-8	**Atividades de associações de defesa de direitos sociais**
		94.9		**Atividades de organizações associativas não especificadas anteriormente**
			94.91-0	***Atividades de organizações religiosas***
			94.92-8	Atividades de organizações políticas
			94.93-6	**Atividades de organizações associativas ligadas à cultura e à arte**
			94.99-5	**Atividades associativas não especificadas anteriormente**
	95			***REPARAÇÃO E MANUTENÇÃO DE EQUIPAMENTOS DE INFORMÁTICA E COMUNICAÇÃO E DE OBJETOS PESSOAIS E DOMÉSTICOS***

(conclusão)

Código CNAE 2.0				DESCRIÇÃO
Seção	Divisão	Grupo	Classe	
		95.1		Reparação e manutenção de equipamentos de informática e comunicação
			95.11-8	Reparação e manutenção de computadores e de equipamentos periféricos
			95.12-6	Reparação e manutenção de equipamentos de comunicação
		95.2		Reparação e manutenção de objetos e equipamentos pessoais e domésticos
			95.21-5	Reparação e manutenção de equipamentos eletroeletrônicos de uso pessoal e doméstico
			95.29-1	Reparação e manutenção de objetos e equipamentos pessoais e domésticos não especificados anteriormente
	96			OUTRAS ATIVIDADES DE SERVIÇOS PESSOAIS
		96.0		Outras atividades de serviços pessoais
			96.01-7	Lavanderias, tinturarias e toalheiros
			96.02-5	Cabeleireiros e outras atividades de tratamento de beleza
			96.03-3	Atividades funerárias e serviços relacionados
			96.09-2	Atividades de serviços pessoais não especificadas anteriormente
T				SERVIÇOS DOMÉSTICOS
	97			SERVIÇOS DOMÉSTICOS
		97.0		Serviços domésticos
			97.00-5	Serviços domésticos
U				ORGANISMOS INTERNACIONAIS E OUTRAS INSTITUIÇÕES EXTRATERRITORIAIS
	99			ORGANISMOS INTERNACIONAIS E OUTRAS INSTITUIÇÕES EXTRATERRITORIAIS
		99.0		Organismos internacionais e outras instituições extraterritoriais
			99.00-8	Organismos internacionais e outras instituições extraterritoriais

Relação de Fontes

Empresa de Tecnologia e Informações da Previdência Social – DATAPREV

Diretoria de Relacionamento, Desenvolvimento e Informações – DRD

Coordenação Geral de Inteligência da Informação – CGII
Coordenação de Análise e Estudos em Métodos Quantitativos– COAQ
Rua Professor Álvaro Rodrigues, 460, 6º andar, sala 602,
CEP 22280-040 – Rio de Janeiro.

Departamento de Gestão de Serviços Externos de TI – DESE
Rua Professor Álvaro Rodrigues 460, 6º andar, sala 604
CEP 22280-040 – Rio de Janeiro/RJ

Departamento de Relacionamento e Negócios – DENE
Setor de Autarquias Sul, Quadra 01, Blocos E/F
CEP 70070-931 – Brasília/ DF

Lista de Siglas

AEAT	Anuário Estatístico de Acidentes do Trabalho
CAT	Comunicação de Acidente do Trabalho
CBO	Classificação Brasileira de Ocupações
CID	Classificação Internacional de Doenças
CNAE	Classificação Nacional de Atividade Econômica
CNIS	Cadastro Nacional de Informações Sociais
DA	Data do Acidente
DATAPREV	Empresa de Tecnologia e Informações da Previdência Social
DCB	Data de Cessação do Benefício
DDB	Data de Despacho do Benefício
DER	Data de Entrada do Requerimento
DIB	Data de Início do Benefício
DRGPS	Departamento do Regime Geral de Previdência Social
FAP	Fator Acidentário de Prevenção
FUNDACENTRO	Fundação Jorge Duprat Figueiredo de Segurança e Medicina do Trabalho
GEX	Gerência Executiva
GFIP	Guia de Recolhimento do Fundo de Garantia do Tempo de Serviço e Informações à Previdência Social
GRPS	Guia de Recolhimento da Previdência Social
INSS	Instituto Nacional do Seguro Social
MPAS	Ministério da Previdência e Assistência Social
MPS	Ministério da Previdência Social
MTE	Ministério do Trabalho e Emprego
NTDEAT	Nexo Técnico por Doença Equiparada a Acidente do Trabalho
NTEP	Nexo Técnico Epidemiológico Previdenciário
NTP/T	Nexo Técnico Profissional ou do Trabalho
PRISMA	Projeto de Regionalização de Informações e Sistemas

RGPS	Regime Geral de Previdência Social
SAE	Setor de Atividade Econômica
SAT	Seguro de Acidente do Trabalho
SINTESE	Sistema Integrado de Tratamento Estatístico de Séries Estratégicas
SPS	Secretaria de Previdência Social
SUB	Sistema Único de Benefícios
UF	Unidades da Federação

Lista de Tabelas

Seção I - Estatísticas de Acidentes do Trabalho

Subseção A - Acidentes do Trabalho

Capítulo 1 - Brasil e Grandes Regiões

1.1 - Quantidade de acidentes do trabalho, por situação do registro e motivo, segundo a Classificação Nacional de Atividades Econômicas (CNAE), no Brasil - 2014/2015 **15**

1.2 - Quantidade de acidentes do trabalho, por situação do registro e motivo, segundo a Classificação Nacional de Atividades Econômicas (CNAE), na Região Norte - 2014/2015 **24**

1.3 - Quantidade de acidentes do trabalho, por situação do registro e motivo, segundo a Classificação Nacional de Atividades Econômicas (CNAE), na Região Nordeste - 2014/2015 **32**

1.4 - Quantidade de acidentes do trabalho, por situação do registro e motivo, segundo a Classificação Nacional de Atividades Econômicas (CNAE), na Região Sudeste - 2014/2015 **41**

1.5 - Quantidade de acidentes do trabalho, por situação do registro e motivo, segundo a Classificação Nacional de Atividades Econômicas (CNAE), na Região Sul - 2014/2015 **50**

1.6 - Quantidade de acidentes do trabalho, por situação do registro e motivo, segundo a Classificação Nacional de Atividades Econômicas (CNAE), na Região Centro-Oeste - 2014/2015 **59**

1.7 - Quantidade de acidentes do trabalho, por situação do registro e motivo, segundo os grupos de idade e sexo, no Brasil - 2014/2015 **67**

1.8 - Quantidade mensal de acidentes do trabalho, por situação do registro e motivo, no Brasil - 2014/2015 **68**

Capítulo 2 - Rondônia

2.1 - Quantidade de acidentes do trabalho, por situação do registro e motivo, segundo a Classificação Nacional de Atividades Econômicas (CNAE), no estado de Rondônia - 2014/2015 **69**

2.2 - Quantidade de acidentes do trabalho, por situação do registro e motivo, segundo os grupos de idade e sexo, no estado de Rondônia - 2014/2015 **75**

2.3 - Quantidade mensal de acidentes do trabalho, por situação do registro e motivo, no estado de Rondônia - 2014/2015 **76**

Capítulo 3 - Acre

3.1 - Quantidade de acidentes do trabalho, por situação do registro e motivo, segundo a Classificação Nacional de Atividades Econômicas (CNAE), no estado do Acre - 2014/2015 **77**

3.2 - Quantidade de acidentes do trabalho, por situação do registro e motivo, segundo os grupos de idade e sexo, no estado do Acre - 2014/2015 **81**

3.3 - Quantidade mensal de acidentes do trabalho, por situação do registro e motivo, no estado do Acre - 2014/2015 **83**

Capítulo 4 - Amazonas

4.1 - Quantidade de acidentes do trabalho, por situação do registro e motivo, segundo a Classificação Nacional de Atividades Econômicas (CNAE), no estado do Amazonas - 2014/2015 **84**

4.2 - Quantidade de acidentes do trabalho, por situação do registro e motivo, segundo os grupos de idade e sexo, no estado do Amazonas - 2014/2015 **89**

4.3 - Quantidade mensal de acidentes do trabalho, por situação do registro e motivo, no estado do Amazonas - 2014/2015 **90**

Capítulo 5 - Roraima

5.1 - Quantidade de acidentes do trabalho, por situação do registro e motivo, segundo a Classificação Nacional de Atividades Econômicas (CNAE), no estado de Roraima - 2014/2015 **91**

5.2 - Quantidade de acidentes do trabalho, por situação do registro e motivo, segundo os grupos de idade e sexo, no estado de Roraima - 2014/2015 **95**

5.3 - Quantidade mensal de acidentes do trabalho, por situação do registro e motivo, no estado de Roraima - 2014/2015 **96**

Capítulo 6 - Pará

6.1 - Quantidade de acidentes do trabalho, por situação do registro e motivo, segundo a Classificação Nacional de Atividades Econômicas (CNAE), no estado do Pará - 2014/2015 **97**

6.2 - Quantidade de acidentes do trabalho, por situação do registro e motivo, segundo os grupos de idade e sexo, no estado do Pará - 2014/2015 **104**

6.3 - Quantidade mensal de acidentes do trabalho, por situação do registro e motivo, no estado do Pará - 2014/2015 **105**

Capítulo 7 - Amapá

7.1 - Quantidade de acidentes do trabalho, por situação do registro e motivo, segundo a Classificação Nacional de Atividades Econômicas (CNAE), no estado do Amapá - 2014/2015 **106**

7.2 - Quantidade de acidentes do trabalho, por situação do registro e motivo, segundo os grupos de idade e sexo, no estado do Amapá - 2014/2015 **110**

7.3 - Quantidade mensal de acidentes do trabalho, por situação do registro e motivo, no estado do Amapá - 2014/2015 **111**

Capítulo 8 - Tocantins

8.1 - Quantidade de acidentes do trabalho, por situação do registro e motivo, segundo a Classificação Nacional de Atividades Econômicas (CNAE), no estado de Tocantins - 2014/2015 **112**

8.2 - Quantidade de acidentes do trabalho, por situação do registro e motivo, segundo os grupos de idade e sexo, no estado de Tocantins - 2014/2015 **116**

8.3 - Quantidade mensal de acidentes do trabalho, por situação do registro e motivo, no estado de Tocantins - 2014/2015 **117**

Capítulo 9 - Maranhão

9.1 - Quantidade de acidentes do trabalho, por situação do registro e motivo, segundo a Classificação Nacional de Atividades Econômicas (CNAE), no estado do Maranhão - 2014/2015 **118**

9.2 - Quantidade de acidentes do trabalho, por situação do registro e motivo, segundo os grupos de idade e sexo, no estado do Maranhão - 2014/2015 **123**

9.3 - Quantidade mensal de acidentes do trabalho, por situação do registro e motivo, no estado do Maranhão - 2014/2015 **124**

Capítulo 10 - Piauí

10.1 - Quantidade de acidentes do trabalho, por situação do registro e motivo, segundo a Classificação Nacional de Atividades Econômicas (CNAE), no estado do Piauí - 2014/2015 **125**

10.2 - Quantidade de acidentes do trabalho, por situação do registro e motivo, segundo os grupos de idade e sexo, no estado do Piauí - 2014/2015 **130**

10.3 - Quantidade mensal de acidentes do trabalho, por situação do registro e motivo, no estado do Piauí - 2014/2015 **131**

Capítulo 11 - Ceará

11.1 - Quantidade de acidentes do trabalho, por situação do registro e motivo, segundo a Classificação Nacional de Atividades Econômicas (CNAE), no estado do Ceará - 2014/2015 **132**

11.2 - Quantidade de acidentes do trabalho, por situação do registro e motivo, segundo os grupos de idade e sexo, no estado do Ceará - 2014/2015 **138**

11.3 - Quantidade mensal de acidentes do trabalho, por situação do registro e motivo, no estado do Ceará - 2014/2015 **139**

Capítulo 12 - Rio Grande do Norte

12.1 - Quantidade de acidentes do trabalho, por situação do registro e motivo, segundo a Classificação Nacional de Atividades Econômicas (CNAE), no estado do Rio Grande do Norte - 2014/2015 **142**

12.2 - Quantidade de acidentes do trabalho, por situação do registro e motivo, segundo os grupos de idade e sexo, no estado do Rio Grande do Norte - 2014/2015 **146**

12.3 - Quantidade mensal de acidentes do trabalho, por situação do registro e motivo, no estado do Rio Grande do Norte - 2014/2015 **147**

Capítulo 13 - Paraíba

13.1 - Quantidade de acidentes do trabalho, por situação do registro e motivo, segundo a Classificação Nacional de Atividades Econômicas (CNAE), no estado da Paraíba - 2014/2015 **148**

13.2 - Quantidade de acidentes do trabalho, por situação do registro e motivo, segundo os grupos de idade e sexo, no estado da Paraíba - 2014/2015 **153**

13.3 - Quantidade mensal de acidentes do trabalho, por situação do registro e motivo, no estado da Paraíba - 2014/2015 **154**

Capítulo 14 - Pernambuco

14.1 - Quantidade de acidentes do trabalho, por situação do registro e motivo, segundo a Classificação Nacional de Atividades Econômicas (CNAE), no estado de Pernambuco - 2014/2015 **155**

14.2 - Quantidade de acidentes do trabalho, por situação do registro e motivo, segundo os grupos de idade e sexo, no estado de Pernambuco - 2014/2015 **162**

14.3 - Quantidade mensal de acidentes do trabalho, por situação do registro e motivo, no estado de Pernambuco - 2014/2015 **163**

Capítulo 15 - Alagoas

15.1 - Quantidade de acidentes do trabalho, por situação do registro e motivo, segundo a Classificação Nacional de Atividades Econômicas (CNAE), no estado de Alagoas - 2014/2015 **164**

15.2 - Quantidade de acidentes do trabalho, por situação do registro e motivo, segundo os grupos de idade e sexo, no estado de Alagoas - 2014/2015 **169**

15.3 - Quantidade mensal de acidentes do trabalho, por situação do registro e motivo, no estado de Alagoas - 2014/2015 **170**

Capítulo 16 - Sergipe

16.1 - Quantidade de acidentes do trabalho, por situação do registro e motivo, segundo a Classificação Nacional de Atividades Econômicas (CNAE), no estado de Sergipe - 2014/2015 **171**

16.2 - Quantidade de acidentes do trabalho, por situação do registro e motivo, segundo os grupos de idade e sexo, no estado de Sergipe - 2014/2015 **176**

16.3 - Quantidade mensal de acidentes do trabalho, por situação do registro e motivo, no estado de Sergipe - 2014/2015 **177**

Capítulo 17 - Bahia

17.1 - Quantidade de acidentes do trabalho, por situação do registro e motivo, segundo a Classificação Nacional de Atividades Econômicas (CNAE), no estado da Bahia - 2014/2015 **178**

17.2 - Quantidade de acidentes do trabalho, por situação do registro e motivo, segundo os grupos de idade e sexo, no estado da Bahia - 2014/2015 **185**

17.3 - Quantidade mensal de acidentes do trabalho, por situação do registro e motivo, no estado da Bahia - 2014/2015 **186**

Capítulo 18 - Minas Gerais

18.1 - Quantidade de acidentes do trabalho, por situação do registro e motivo, segundo a Classificação Nacional de Atividades Econômicas (CNAE), no estado de Minas Gerais - 2014/2015 **187**

18.2 - Quantidade de acidentes do trabalho, por situação do registro e motivo, segundo os grupos de idade e sexo, no estado de Minas Gerais - 2014/2015 **195**

18.3 - Quantidade mensal de acidentes do trabalho, por situação do registro e motivo, no estado de Minas Gerais - 2014/2015 **196**

Capítulo 19 - Espírito Santo

19.1 - Quantidade de acidentes do trabalho, por situação do registro e motivo, segundo a Classificação Nacional de Atividades Econômicas (CNAE), no estado do Espírito Santo - 2014/2015 **197**

19.2 - Quantidade de acidentes do trabalho, por situação do registro e motivo, segundo os grupos de idade e sexo, no estado do Espírito Santo - 2014/2015 **203**

19.3 - Quantidade mensal de acidentes do trabalho, por situação do registro e motivo, no estado do Espírito Santo - 2014/2015 **204**

Capítulo 20 - Rio de Janeiro

20.1 - Quantidade de acidentes do trabalho, por situação do registro e motivo, segundo a Classificação Nacional de Atividades Econômicas (CNAE), no estado do Rio de Janeiro - 2014/2015 **205**

20.2 - Quantidade de acidentes do trabalho, por situação do registro e motivo, segundo os grupos de idade e sexo, no estado do Rio de Janeiro - 2014/2015 **213**

20.3 - Quantidade mensal de acidentes do trabalho, por situação do registro e motivo, no estado do Rio de Janeiro - 2014/2015 **214**

Capítulo 21 - São Paulo

21.1 - Quantidade de acidentes do trabalho, por situação do registro e motivo, segundo a Classificação Nacional de Atividades Econômicas (CNAE), no estado de São Paulo - 2014/2015 **215**

21.2 - Quantidade de acidentes do trabalho, por situação do registro e motivo, segundo os grupos de idade e sexo, no estado de São Paulo - 2014/2015 **223**

21.3 - Quantidade mensal de acidentes do trabalho, por situação do registro e motivo, no estado de São Paulo - 2014/2015 **224**

Capítulo 22 - Paraná

22.1 - Quantidade de acidentes do trabalho, por situação do registro e motivo, segundo a Classificação Nacional de Atividades Econômicas (CNAE), no estado do Paraná - 2014/2015 **225**

22.2 - Quantidade de acidentes do trabalho, por situação do registro e motivo, segundo os grupos de idade e sexo, no estado do Paraná - 2014/2015 **233**

22.3 - Quantidade mensal de acidentes do trabalho, por situação do registro e motivo, no estado do Paraná - 2014/2015 **234**

Capítulo 23 - Santa Catarina

23.1 - Quantidade de acidentes do trabalho, por situação do registro e motivo, segundo a Classificação Nacional de Atividades Econômicas (CNAE), no estado de Santa Catarina - 2014/2015 **235**

23.2 - Quantidade de acidentes do trabalho, por situação do registro e motivo, segundo os grupos de idade e sexo, no estado de Santa Catarina - 2014/2015 **243**

23.3 - Quantidade mensal de acidentes do trabalho, por situação do registro e motivo, no estado de Santa Catarina - 2014/2015 **244**

Capítulo 24 - Rio Grande do Sul

24.1 - Quantidade de acidentes do trabalho, por situação do registro e motivo, segundo a Classificação Nacional de Atividades Econômicas (CNAE), no estado do Rio Grande do Sul - 2014/2015 **245**

24.2 - Quantidade de acidentes do trabalho, por situação do registro e motivo, segundo os grupos de idade e sexo, no estado do Rio Grande do Sul - 2014/2015 **253**

24.3 - Quantidade mensal de acidentes do trabalho, por situação do registro e motivo, no estado do Rio Grande do Sul - 2014/2015 **254**

Capítulo 25 - Mato Grosso do Sul

25.1 - Quantidade de acidentes do trabalho, por situação do registro e motivo, segundo a Classificação Nacional de Atividades Econômicas (CNAE), no estado do Mato Grosso do Sul - 2014/2015 **255**

25.2 - Quantidade de acidentes do trabalho, por situação do registro e motivo, segundo os grupos de idade e sexo, no estado do Mato Grosso do Sul - 2014/2015 **261**

25.3 - Quantidade mensal de acidentes do trabalho, por situação do registro e motivo, no estado do Mato Grosso do Sul - 2014/2015 **262**

Capítulo 26 - Mato Grosso

26.1 - Quantidade de acidentes do trabalho, por situação do registro e motivo, segundo a Classificação Nacional de Atividades Econômicas (CNAE), no estado do Mato Grosso - 2014/2015 **263**

26.2 - Quantidade de acidentes do trabalho, por situação do registro e motivo, segundo os grupos de idade e sexo, no estado do Mato Grosso - 2014/2015 **269**

26.3 - Quantidade mensal de acidentes do trabalho, por situação do registro e motivo, no estado do Mato Grosso - 2014/2015 **270**

Capítulo 27 - Goiás

27.1 - Quantidade de acidentes do trabalho, por situação do registro e motivo, segundo a Classificação Nacional de Atividades Econômicas (CNAE), no estado de Goiás - 2014/2015 **271**

27.2 - Quantidade de acidentes do trabalho, por situação do registro e motivo, segundo os grupos de idade e sexo, no estado de Goiás - 2014/2015 **278**

27.3 - Quantidade mensal de acidentes do trabalho, por situação do registro e motivo, no estado de Goiás - 2014/2015 **279**

Capítulo 28 - Distrito Federal

28.1 - Quantidade de acidentes do trabalho, por situação do registro e motivo, segundo a Classificação Nacional de Atividades Econômicas (CNAE), no Distrito Federal - 2014/2015 **280**

28.2 - Quantidade de acidentes do trabalho, por situação do registro e motivo, segundo os grupos de idade e sexo, no Distrito Federal - 2014/2015 **286**

28.3 - Quantidade mensal de acidentes do trabalho, por situação do registro e motivo, no Distrito Federal - 2014/2015 **287**

Subseção B - Acidentes do Trabalho Liquidados

Capítulo 29 - Brasil e Grandes Regiões

29.1 - Quantidade de acidentes do trabalho liquidados, por consequência, segundo a Classificação Nacional de Atividades Econômicas (CNAE), no Brasil - 2014/2015 **290**

29.2 - Quantidade de acidentes do trabalho liquidados, por consequência, segundo a Classificação Nacional de Atividades Econômicas (CNAE), na Região Norte - 2014/2015 **298**

29.3 - Quantidade de acidentes do trabalho liquidados, por consequência, segundo a Classificação Nacional de Atividades Econômicas (CNAE), na Região Nordeste - 2014/2015 **305**

29.4 - Quantidade de acidentes do trabalho liquidados, por consequência, segundo a Classificação Nacional de Atividades Econômicas (CNAE), na Região Sudeste - 2014/2015 **313**

29.5 - Quantidade de acidentes do trabalho liquidados, por consequência, segundo a Classificação Nacional de Atividades Econômicas (CNAE), na Região Sul - 2014/2015 **321**

29.6 - Quantidade de acidentes do trabalho liquidados, por consequência, segundo a Classificação Nacional de Atividades Econômicas (CNAE), na Região Centro-Oeste - 2014/2015 **329**

29.7 - Quantidade mensal de acidentes do trabalho liquidados, por consequência, no Brasil - 2014/2015 **337**

Capítulo 30 - Rondônia

30.1 - Quantidade de acidentes do trabalho liquidados, por consequência, segundo a Classificação Nacional de Atividades Econômicas (CNAE), no estado de Rondônia - 2014/2015 **338**

30.2 - Quantidade mensal de acidentes do trabalho liquidados, por consequência, no estado de Rondônia - 2014/2015 **343**

Capítulo 31 - Acre

31.1 - Quantidade de acidentes do trabalho liquidados, por consequência, segundo a Classificação Nacional de Atividades Econômicas (CNAE), no estado do Acre - 2014/2015 **344**

31.2 - Quantidade mensal de acidentes do trabalho liquidados, por consequência, no estado do Acre - 2014/2015 **347**

Capítulo 32 - Amazonas

32.1 - Quantidade de acidentes do trabalho liquidados, por consequência, segundo a Classificação Nacional de Atividades Econômicas (CNAE), no estado do Amazonas - 2014/2015 **348**

32.2 - Quantidade mensal de acidentes do trabalho liquidados, por consequência, no estado do Amazonas - 2014/2015 **353**

Capítulo 33 - Roraima

33.1 - Quantidade de acidentes do trabalho liquidados, por consequência, segundo a Classificação Nacional de Atividades Econômicas (CNAE), no estado de Roraima - 2014/2015 **354**

33.2 - Quantidade mensal de acidentes do trabalho liquidados, por consequência, no estado de Roraima - 2014/2015 **357**

Capítulo 34 - Pará

34.1 - Quantidade de acidentes do trabalho liquidados, por consequência, segundo a Classificação Nacional de Atividades Econômicas (CNAE), no estado do Pará - 2014/2015 **358**

34.2 - Quantidade mensal de acidentes do trabalho liquidados, por consequência, no estado do Pará - 2014/2015 **364**

Capítulo 35 - Amapá

35.1 - Quantidade de acidentes do trabalho liquidados, por consequência, segundo a Classificação Nacional de Atividades Econômicas (CNAE), no estado do Amapá - 2014/2015 **365**

35.2 - Quantidade mensal de acidentes do trabalho liquidados, por consequência, no estado do Amapá - 2014/2015 **368**

Capítulo 36 - Tocantins

36.1 - Quantidade de acidentes do trabalho liquidados, por consequência, segundo a Classificação Nacional de Atividades Econômicas (CNAE), no estado de Tocantins - 2014/2015 **369**

36.2 - Quantidade mensal de acidentes do trabalho liquidados, por consequência, no estado de Tocantins - 2014/2015 **373**

Capítulo 37 - Maranhão

37.1 - Quantidade de acidentes do trabalho liquidados, por consequência, segundo a Classificação Nacional de Atividades Econômicas (CNAE), no estado do Maranhão - 2014/2015 **374**

37.2 - Quantidade mensal de acidentes do trabalho liquidados, por consequência, no estado do Maranhão - 2014/2015 **379**

Capítulo 38 - Piauí

38.1 - Quantidade de acidentes do trabalho liquidados, por consequência, segundo a Classificação Nacional de Atividades Econômicas (CNAE), no estado do Piauí - 2014/2015 **380**

38.2 - Quantidade mensal de acidentes do trabalho liquidados, por consequência, no estado do Piauí - 2014/2015 **385**

Capítulo 39 - Ceará

39.1 - Quantidade de acidentes do trabalho liquidados, por consequência, segundo a Classificação Nacional de Atividades Econômicas (CNAE), no estado do Ceará - 2014/2015 **386**

39.2 - Quantidade mensal de acidentes do trabalho liquidados, por consequência, no estado do Ceará - 2014/2015 **392**

Capítulo 40 - Rio Grande do Norte

40.1 - Quantidade de acidentes do trabalho liquidados, por consequência, segundo a Classificação Nacional de Atividades Econômicas (CNAE), no estado do Rio Grande do Norte - 2014/2015 **393**

40.2 - Quantidade mensal de acidentes do trabalho liquidados, por consequência, no estado do Rio Grande do Norte - 2014/2015 **398**

Capítulo 41 - Paraíba

41.1 - Quantidade de acidentes do trabalho liquidados, por consequência, segundo a Classificação Nacional de Atividades Econômicas (CNAE), no estado da Paraíba - 2014/2015 **399**

41.2 - Quantidade mensal de acidentes do trabalho liquidados, por consequência, no estado da Paraíba - 2014/2015 **404**

Capítulo 42 - Pernambuco

42.1 - Quantidade de acidentes do trabalho liquidados, por consequência, segundo a Classificação Nacional de Atividades Econômicas (CNAE), no estado de Pernambuco - 2014/2015 **405**

42.2 - Quantidade mensal de acidentes do trabalho liquidados, por consequência, no estado de Pernambuco - 2014/2015 **412**

Capítulo 43 - Alagoas

43.1 - Quantidade de acidentes do trabalho liquidados, por consequência, segundo a Classificação Nacional de Atividades Econômicas (CNAE), no estado de Alagoas - 2014/2015 **413**

43.2 - Quantidade mensal de acidentes do trabalho liquidados, por consequência, no estado de Alagoas - 2014/2015 **418**

Capítulo 44 - Sergipe

44.1 - Quantidade de acidentes do trabalho liquidados, por consequência, segundo a Classificação Nacional de Atividades Econômicas (CNAE), no estado de Sergipe - 2014/2015 **419**

44.2 - Quantidade mensal de acidentes do trabalho liquidados, por consequência, no estado de Sergipe - 2014/2015 **424**

Capítulo 45 - Bahia

45.1 - Quantidade de acidentes do trabalho liquidados, por consequência, segundo a Classificação Nacional de Atividades Econômicas (CNAE), no estado da Bahia - 2014/2015 **425**

45.2 - Quantidade mensal de acidentes do trabalho liquidados, por consequência, no estado da Bahia - 2014/2015 **432**

Capítulo 46 - Minas Gerais

46.1 - Quantidade de acidentes do trabalho liquidados, por consequência, segundo a Classificação Nacional de Atividades Econômicas (CNAE), no estado de Minas Gerais - 2014/2015 **433**

46.2 - Quantidade mensal de acidentes do trabalho liquidados, por consequência, no estado de Minas Gerais - 2014/2015 **441**

Capítulo 47 - Espírito Santo

47.1 - Quantidade de acidentes do trabalho liquidados, por consequência, segundo a Classificação Nacional de Atividades Econômicas (CNAE), no estado do Espírito Santo - 2014/2015 **442**

47.2 - Quantidade mensal de acidentes do trabalho liquidados, por consequência, no estado do Espírito Santo - 2014/2015 **449**

Capítulo 48 - Rio de Janeiro

48.1 - Quantidade de acidentes do trabalho liquidados, por consequência, segundo a Classificação Nacional de Atividades Econômicas (CNAE), no estado do Rio de Janeiro - 2014/2015 **450**

48.2 - Quantidade mensal de acidentes do trabalho liquidados, por consequência, no estado do Rio de Janeiro - 2014/2015 **458**

Capítulo 49 - São Paulo

49.1 - Quantidade de acidentes do trabalho liquidados, por consequência, segundo a Classificação Nacional de Atividades Econômicas (CNAE), no estado de São Paulo - 2014/2015 **459**

49.2 - Quantidade mensal de acidentes do trabalho liquidados, por consequência, no estado de São Paulo - 2014/2015 **467**

Capítulo 50 - Paraná

50.1 - Quantidade de acidentes do trabalho liquidados, por consequência, segundo a Classificação Nacional de Atividades Econômicas (CNAE), no estado do Paraná - 2014/2015 **468**

50.2 - Quantidade mensal de acidentes do trabalho liquidados, por consequência, no estado do Paraná - 2014/2015 **476**

Capítulo 51 - Santa Catarina

51.1 - Quantidade de acidentes do trabalho liquidados, por consequência, segundo a Classificação Nacional de Atividades Econômicas (CNAE), no estado de Santa Catarina - 2014/2015 **477**

51.2 - Quantidade mensal de acidentes do trabalho liquidados, por consequência, no estado de Santa Catarina - 2014/2015 **485**

Capítulo 52 - Rio Grande do Sul

52.1 - Quantidade de acidentes do trabalho liquidados, por consequência, segundo a Classificação Nacional de Atividades Econômicas (CNAE), no estado do Rio Grande do Sul - 2014/2015 **486**

52.2 - Quantidade mensal de acidentes do trabalho liquidados, por consequência, no estado do Rio Grande do Sul - 2014/2015 **494**

Capítulo 53 - Mato Grosso do Sul

53.1 - Quantidade de acidentes do trabalho liquidados, por consequência, segundo a Classificação Nacional de Atividades Econômicas (CNAE), no estado do Mato Grosso do Sul - 2014/2015 **495**

53.2 - Quantidade mensal de acidentes do trabalho liquidados, por consequência, no estado do Mato Grosso do Sul - 2014/2015 **501**

Capítulo 54 - Mato Grosso

54.1 - Quantidade de acidentes do trabalho liquidados, por consequência, segundo a Classificação Nacional de Atividades Econômicas (CNAE), no estado do Mato Grosso - 2014/2015 **502**

54.2 - Quantidade mensal de acidentes do trabalho liquidados, por consequência, no estado do Mato Grosso - 2014/2015 **508**

Capítulo 55 - Goiás

55.1 - Quantidade de acidentes do trabalho liquidados, por consequência, segundo a Classificação Nacional de Atividades Econômicas (CNAE), no estado de Goiás - 2014/2015 **509**

55.2 - Quantidade mensal de acidentes do trabalho liquidados, por consequência, no estado de Goiás - 2014/2015 **516**

Capítulo 56 - Distrito Federal

56.1 - Quantidade de acidentes do trabalho liquidados, por consequência, segundo a Classificação Nacional de Atividades Econômicas (CNAE), no Distrito Federal - 2014/2015 **517**

56.2 - Quantidade mensal de acidentes do trabalho liquidados, por consequência, no Distrito Federal - 2014/2015 **523**

Subseção C - Acidentes do Trabalho segundo a CID

Capítulo 57 - Brasil e Grandes Regiões

57.1 - Quantidade de acidentes do trabalho, por situação de registro e motivo, segundo os 200 códigos da Classificação Internacional de Doenças - CID-10 mais incidentes, no Brasil - 2013 **526**

57.2 - Quantidade de acidentes do trabalho, por situação de registro e motivo, segundo os 200 códigos da Classificação Internacional de Doenças - CID-10 mais incidentes, no Brasil - 2014 **529**

57.3 - Quantidade de acidentes do trabalho, por situação de registro e motivo, segundo os 200 códigos da Classificação Internacional de Doenças - CID-10 mais incidentes, no Brasil - 2015 **532**

57.4 - Quantidade de acidentes do trabalho, por situação de registro e motivo, segundo os 200 códigos da Classificação Internacional de Doenças - CID-10 mais incidentes, na Região Norte - 2013 **535**

57.5 - Quantidade de acidentes do trabalho, por situação de registro e motivo, segundo os 200 códigos da Classificação Internacional de Doenças - CID-10 mais incidentes, na Região Norte - 2014 **538**

57.6 - Quantidade de acidentes do trabalho, por situação de registro e motivo, segundo os 200 códigos da Classificação Internacional de Doenças - CID-10 mais incidentes, na Região Norte - 2015 **541**

57.7 - Quantidade de acidentes do trabalho, por situação de registro e motivo, segundo os 200 códigos da Classificação Internacional de Doenças - CID-10 mais incidentes, na Região Nordeste - 2013 **544**

57.8 - Quantidade de acidentes do trabalho, por situação de registro e motivo, segundo os 200 códigos da Classificação Internacional de Doenças - CID-10 mais incidentes, na Região Nordeste - 2014 **547**

57.9 - Quantidade de acidentes do trabalho, por situação de registro e motivo, segundo os 200 códigos da Classificação Internacional de Doenças - CID-10 mais incidentes, na Região Nordeste - 2015 **550**

57.10 - Quantidade de acidentes do trabalho, por situação de registro e motivo, segundo os 200 códigos da Classificação Internacional de Doenças - CID-10 mais incidentes, na Região Sudeste - 2013 **553**

57.11 - Quantidade de acidentes do trabalho, por situação de registro e motivo, segundo os 200 códigos da Classificação Internacional de Doenças - CID-10 mais incidentes, na Região Sudeste - 2014 **556**

57.12 - Quantidade de acidentes do trabalho, por situação de registro e motivo, segundo os 200 códigos da Classificação Internacional de Doenças - CID-10 mais incidentes, na Região Sudeste - 2015 **559**

57.13 - Quantidade de acidentes do trabalho, por situação de registro e motivo, segundo os 200 códigos da Classificação Internacional de Doenças - CID-10 mais incidentes, na Região Sul - 2013 **562**

57.14 - Quantidade de acidentes do trabalho, por situação de registro e motivo, segundo os 200 códigos da Classificação Internacional de Doenças - CID-10 mais incidentes, na Região Sul - 2014 **565**

57.15 - Quantidade de acidentes do trabalho, por situação de registro e motivo, segundo os 200 códigos da Classificação Internacional de Doenças - CID-10 mais incidentes, na Região Sul - 2015 **568**

57.16 - Quantidade de acidentes do trabalho, por situação de registro e motivo, segundo os 200 códigos da Classificação Internacional de Doenças - CID-10 mais incidentes, na Região Centro-Oeste - 2013 **571**

57.17 - Quantidade de acidentes do trabalho, por situação de registro e motivo, segundo os 200 códigos da Classificação Internacional de Doenças - CID-10 mais incidentes, na Região Centro-Oeste - 2014 **574**

57.18 - Quantidade de acidentes do trabalho, por situação de registro e motivo, segundo os 200 códigos da Classificação Internacional de Doenças - CID-10 mais incidentes, na Região Centro-Oeste - 2015 **577**

Subseção D - Acidentes do Trabalho segundo o Município

Capítulo 58 - Estatísticas Municipais

58.1 - Estatísticas municipais de acidentes do trabalho, por situação do registro e motivo - 2014/2015 **582**

Seção II - Indicadores de Acidentes do Trabalho

Capítulo 59 - Brasil

59.1 - Indicadores de acidentes do trabalho, segundo a Classificação Nacional de Atividades Econômicas (CNAE), Brasil - 2014 **664**

59.2 - Indicadores de acidentes do trabalho, segundo a Classificação Nacional de Atividades Econômicas (CNAE), Brasil - 2015 **672**

Capítulo 60 - Rondônia

60.1 - Indicadores de acidentes do trabalho, segundo a Classificação Nacional de Atividades Econômicas (CNAE), dos estabelecimentos localizados no estado de Rondônia - 2014 **680**

60.2 - Indicadores de acidentes do trabalho, segundo a Classificação Nacional de Atividades Econômicas (CNAE), dos estabelecimentos localizados no estado de Rondônia - 2015 **684**

Capítulo 61 - Acre

61.1 - Indicadores de acidentes do trabalho, segundo a Classificação Nacional de Atividades Econômicas (CNAE), dos estabelecimentos localizados no estado do Acre - 2014 **687**

61.2 - Indicadores de acidentes do trabalho, segundo a Classificação Nacional de Atividades Econômicas (CNAE), dos estabelecimentos localizados no estado do Acre - 2015 **689**

Capítulo 62 - Amazonas

62.1 - Indicadores de acidentes do trabalho, segundo a Classificação Nacional de Atividades Econômicas (CNAE), dos estabelecimentos localizados no estado do Amazonas - 2014 **691**

62.2 - Indicadores de acidentes do trabalho, segundo a Classificação Nacional de Atividades Econômicas (CNAE), dos estabelecimentos localizados no estado do Amazonas - 2015 **696**

Capítulo 63 - Roraima

63.1 - Indicadores de acidentes do trabalho, segundo a Classificação Nacional de Atividades Econômicas (CNAE), dos estabelecimentos localizados no estado de Roraima - 2014 **700**

63.2 - Indicadores de acidentes do trabalho, segundo a Classificação Nacional de Atividades Econômicas (CNAE), dos estabelecimentos localizados no estado de Roraima - 2015 **701**

Capítulo 64 - Pará

64.1 - Indicadores de acidentes do trabalho, segundo a Classificação Nacional de Atividades Econômicas (CNAE), dos estabelecimentos localizados no estado do Pará - 2014 **703**

64.2 - Indicadores de acidentes do trabalho, segundo a Classificação Nacional de Atividades Econômicas (CNAE), dos estabelecimentos localizados no estado do Pará - 2015 **707**

Capítulo 65 - Amapá

65.1 - Indicadores de acidentes do trabalho, segundo a Classificação Nacional de Atividades Econômicas (CNAE), dos estabelecimentos localizados no estado do Amapá - 2014 **711**

65.2 - Indicadores de acidentes do trabalho, segundo a Classificação Nacional de Atividades Econômicas (CNAE), dos estabelecimentos localizados no estado do Amapá - 2015 **713**

Capítulo 66 - Tocantins

66.1 - Indicadores de acidentes do trabalho, segundo a Classificação Nacional de Atividades Econômicas (CNAE), dos estabelecimentos localizados no estado de Tocantins - 2014 **715**

66.2 - Indicadores de acidentes do trabalho, segundo a Classificação Nacional de Atividades Econômicas (CNAE), dos estabelecimentos localizados no estado de Tocantins - 2015 **718**

Capítulo 67 - Maranhão

67.1 - Indicadores de acidentes do trabalho, segundo a Classificação Nacional de Atividades Econômicas (CNAE), dos estabelecimentos localizados no estado do Maranhão - 2014 **722**

67.2 - Indicadores de acidentes do trabalho, segundo a Classificação Nacional de Atividades Econômicas (CNAE), dos estabelecimentos localizados no estado do Maranhão - 2015 **727**

Capítulo 68 - Piauí

68.1 - Indicadores de acidentes do trabalho, segundo a Classificação Nacional de Atividades Econômicas (CNAE), dos estabelecimentos localizados no estado do Piauí - 2014 **732**

68.2 - Indicadores de acidentes do trabalho, segundo a Classificação Nacional de Atividades Econômicas (CNAE), dos estabelecimentos localizados no estado do Piauí - 2015 **736**

Capítulo 69 - Ceará

69.1 - Indicadores de acidentes do trabalho, segundo a Classificação Nacional de Atividades Econômicas (CNAE), dos estabelecimentos localizados no estado do Ceará - 2014 **740**

69.2 - Indicadores de acidentes do trabalho, segundo a Classificação Nacional de Atividades Econômicas (CNAE), dos estabelecimentos localizados no estado do Ceará - 2015 **746**

Capítulo 70 - Rio Grande do Norte

70.1 - Indicadores de acidentes do trabalho, segundo a Classificação Nacional de Atividades Econômicas (CNAE), dos estabelecimentos localizados no estado do Rio Grande do Norte - 2014 **752**

70.2 - Indicadores de acidentes do trabalho, segundo a Classificação Nacional de Atividades Econômicas (CNAE), dos estabelecimentos localizados no estado do Rio Grande do Norte - 2015 **757**

Capítulo 71 - Paraíba

71.1 - Indicadores de acidentes do trabalho, segundo a Classificação Nacional de Atividades Econômicas (CNAE), dos estabelecimentos localizados no estado da Paraíba - 2014 **762**

71.2 - Indicadores de acidentes do trabalho, segundo a Classificação Nacional de Atividades Econômicas (CNAE), dos estabelecimentos localizados no estado da Paraíba - 2015 **767**

Capítulo 72 - Pernambuco

72.1 - Indicadores de acidentes do trabalho, segundo a Classificação Nacional de Atividades Econômicas (CNAE), dos estabelecimentos localizados no estado de Pernambuco - 2014 **772**

72.2 - Indicadores de acidentes do trabalho, segundo a Classificação Nacional de Atividades Econômicas (CNAE), dos estabelecimentos localizados no estado de Pernambuco - 2015 **779**

Capítulo 73 - Alagoas

73.1 - Indicadores de acidentes do trabalho, segundo a Classificação Nacional de Atividades Econômicas (CNAE), dos estabelecimentos localizados no estado de Alagoas - 2014 **786**

73.2 - Indicadores de acidentes do trabalho, segundo a Classificação Nacional de Atividades Econômicas (CNAE), dos estabelecimentos localizados no estado de Alagoas - 2015 **790**

Capítulo 74 - Sergipe

74.1 - Indicadores de acidentes do trabalho, segundo a Classificação Nacional de Atividades Econômicas (CNAE), dos estabelecimentos localizados no estado de Sergipe - 2014 **795**

74.2 - Indicadores de acidentes do trabalho, segundo a Classificação Nacional de Atividades Econômicas (CNAE), dos estabelecimentos localizados no estado de Sergipe - 2015 **798**

Capítulo 75 - Bahia

75.1 - Indicadores de acidentes do trabalho, segundo a Classificação Nacional de Atividades Econômicas (CNAE), dos estabelecimentos localizados no estado da Bahia - 2014 **801**

75.2 - Indicadores de acidentes do trabalho, segundo a Classificação Nacional de Atividades Econômicas (CNAE), dos estabelecimentos localizados no estado da Bahia - 2015 **807**

Capítulo 76 - Minas Gerais

76.1 - Indicadores de acidentes do trabalho, segundo a Classificação Nacional de Atividades Econômicas (CNAE), dos estabelecimentos localizados no estado de Minas Gerais - 2014 **813**

76.2 - Indicadores de acidentes do trabalho, segundo a Classificação Nacional de Atividades Econômicas (CNAE), dos estabelecimentos localizados no estado de Minas Gerais - 2015 **820**

Capítulo 77 - Espírito Santo

77.1 - Indicadores de acidentes do trabalho, segundo a Classificação Nacional de Atividades Econômicas (CNAE), dos estabelecimentos localizados no estado do Espírito Santo - 2014 **827**

77.2 - Indicadores de acidentes do trabalho, segundo a Classificação Nacional de Atividades Econômicas (CNAE), dos estabelecimentos localizados no estado do Espírito Santo - 2015 **832**

Capítulo 78 - Rio de Janeiro

78.1 - Indicadores de acidentes do trabalho, segundo a Classificação Nacional de Atividades Econômicas (CNAE), dos estabelecimentos localizados no estado do Rio de Janeiro - 2014 **837**

78.2 - Indicadores de acidentes do trabalho, segundo a Classificação Nacional de Atividades Econômicas (CNAE), dos estabelecimentos localizados no estado do Rio de Janeiro - 2015 **844**

Capítulo 79 - São Paulo

79.1 - Indicadores de acidentes do trabalho, segundo a Classificação Nacional de Atividades Econômicas (CNAE), dos estabelecimentos localizados no estado de São Paulo - 2014 **851**

79.2 - Indicadores de acidentes do trabalho, segundo a Classificação Nacional de Atividades Econômicas (CNAE), dos estabelecimentos localizados no estado de São Paulo - 2015 **859**

Capítulo 80 - Paraná

80.1 - Indicadores de acidentes do trabalho, segundo a Classificação Nacional de Atividades Econômicas (CNAE), dos estabelecimentos localizados no estado do Paraná - 2014 **867**

80.2 - Indicadores de acidentes do trabalho, segundo a Classificação Nacional de Atividades Econômicas (CNAE), dos estabelecimentos localizados no estado do Paraná - 2015 **874**

Capítulo 81 - Santa Catarina

81.1 - Indicadores de acidentes do trabalho, segundo a Classificação Nacional de Atividades Econômicas (CNAE), dos estabelecimentos localizados no estado de Santa Catarina - 2014 **881**

81.2 - Indicadores de acidentes do trabalho, segundo a Classificação Nacional de Atividades Econômicas (CNAE), dos estabelecimentos localizados no estado de Santa Catarina - 2015 **887**

Capítulo 82 - Rio Grande do Sul

82.1 - Indicadores de acidentes do trabalho, segundo a Classificação Nacional de Atividades Econômicas (CNAE), dos estabelecimentos localizados no estado do Rio Grande do Sul - 2014 **894**

82.2 - Indicadores de acidentes do trabalho, segundo a Classificação Nacional de Atividades Econômicas (CNAE), dos estabelecimentos localizados no estado do Rio Grande do Sul - 2015 **901**

Capítulo 83 - Mato Grosso do Sul

83.1 - Indicadores de acidentes do trabalho, segundo a Classificação Nacional de Atividades Econômicas (CNAE), dos estabelecimentos localizados no estado do Mato Grosso do Sul - 2014 **908**

83.2 - Indicadores de acidentes do trabalho, segundo a Classificação Nacional de Atividades Econômicas (CNAE), dos estabelecimentos localizados no estado do Mato Grosso do Sul - 2015 **912**

Capítulo 84 - Mato Grosso

84.1 - Indicadores de acidentes do trabalho, segundo a Classificação Nacional de Atividades Econômicas (CNAE), dos estabelecimentos localizados no estado do Mato Grosso - 2014 **916**

84.2 - Indicadores de acidentes do trabalho, segundo a Classificação Nacional de Atividades Econômicas (CNAE), dos estabelecimentos localizados no estado do Mato Grosso - 2015 **920**

Capítulo 85 - Goiás

85.1 - Indicadores de acidentes do trabalho, segundo a Classificação Nacional de Atividades Econômicas (CNAE), dos estabelecimentos localizados no estado de Goiás - 2014 **924**

85.2 - Indicadores de acidentes do trabalho, segundo a Classificação Nacional de Atividades Econômicas (CNAE), dos estabelecimentos localizados no estado de Goiás - 2015 **929**

Capítulo 86 - Distrito Federal

86.1 - Indicadores de acidentes do trabalho, segundo a Classificação Nacional de Atividades Econômicas (CNAE), dos estabelecimentos localizados no Distrito Federal - 2014 **935**

86.2 - Indicadores de acidentes do trabalho, segundo a Classificação Nacional de Atividades Econômicas (CNAE), dos estabelecimentos localizados no Distrito Federal - 2015 **939**

Lista de Gráficos

Seção I - Estatísticas de Acidentes do Trabalho

Subseção A - Acidentes do Trabalho

Capítulo 1 - Brasil E Grandes Regiões

Distribuição de Acidentes do Trabalho, por Motivo, no Brasil - 2015 ***68***

Capítulo 2 - Rondônia

Distribuição de Acidentes do Trabalho, por Motivo, no Estado de Rondônia - 2015 ***76***

Capítulo 3 - Acre

Distribuição de Acidentes do Trabalho, por Motivo, no Estado do Acre - 2015 ***82***

Capítulo 4 - Amazonas

Distribuição de Acidentes do Trabalho, por Motivo, no Estado do Amazonas - 2015 ***90***

Capítulo 5 - Roraima

Distribuição de Acidentes do Trabalho, por Motivo, no Estado de Roraima - 2015 ***96***

Capítulo 6 - Pará

Distribuição de Acidentes do Trabalho, por Motivo, no Estado do Pará - 2015 ***105***

Capítulo 7 - Amapá

Distribuição de Acidentes do Trabalho, por Motivo, no Estado do Amapá - 2015 ***111***

Capítulo 8 - Tocantins

Distribuição de Acidentes do Trabalho, por Motivo, no Estado de Tocantins - 2015 ***117***

Capítulo 9 - Maranhão

Distribuição de Acidentes do Trabalho, por Motivo, no Estado do Maranhão - 2015 ***124***

Capítulo 10 - Piauí

Distribuição de Acidentes do Trabalho, por Motivo, no Estado do Piauí - 2015 ***131***

Capítulo 11 - Ceará

Distribuição de Acidentes do Trabalho, por Motivo, no Estado do Ceará - 2015 **139**

Capítulo 12 - Rio Grande do Norte

Distribuição de Acidentes do Trabalho, por Motivo, no Estado do Rio Grande do Norte - 2015 **147**

Capítulo 13 - Paraíba

Distribuição de Acidentes do Trabalho, por Motivo, no Estado da Paraíba - 2015 **154**

Capítulo 14 - Pernambuco

Distribuição de Acidentes do Trabalho, por Motivo, no Estado de Pernambuco - 2015 **163**

Capítulo 15 - Alagoas

Distribuição de Acidentes do Trabalho, por Motivo, no Estado de Alagoas - 2015 **170**

Capítulo 16 - Sergipe

Distribuição de Acidentes do Trabalho, por Motivo, no Estado de Sergipe - 2015 **177**

Capítulo 17 - Bahia

Distribuição de Acidentes do Trabalho, por Motivo, no Estado da Bahia - 2015 **186**

Capítulo 18 - Minas Gerais

Distribuição de Acidentes do Trabalho, por Motivo, no Estado de Minas Gerais - 2015 **196**

Capítulo 19 - Espírito Santo

Distribuição de Acidentes do Trabalho, por Motivo, no Estado do Espírito Santo - 2015 **204**

Capítulo 20 - Rio de Janeiro

Distribuição de Acidentes do Trabalho, por Motivo, no Estado do Rio de Janeiro - 2015 **214**

Capítulo 21 - São Paulo

Distribuição de Acidentes do Trabalho, por Motivo, no Estado de São Paulo - 2015 **224**

Capítulo 22 - Paraná

Distribuição de Acidentes do Trabalho, por Motivo, no Estado do Paraná - 2015 **234**

Capítulo 23 - Santa Catarina

Distribuição de Acidentes do Trabalho, por Motivo, no Estado de Santa Catarina - 2015 **244**

Capítulo 24 - Rio Grande do Sul

Distribuição de Acidentes do Trabalho, por Motivo, no Estado do Rio Grande do Sul - 2015 **254**

Capítulo 25 - Mato Grosso do Sul

Distribuição de Acidentes do Trabalho, por Motivo, no Estado do Mato Grosso do Sul - 2015 **262**

Capítulo 26 - Mato Grosso

Distribuição de Acidentes do Trabalho, por Motivo, no Estado do Mato Grosso - 2015 **270**

Capítulo 27 - Goiás

Distribuição de Acidentes do Trabalho, por Motivo, no Estado de Goiás - 2015 **279**

Capítulo 28 - Distrito Federal

Distribuição de Acidentes do Trabalho, por Motivo, no Distrito Federal - 2015 **287**

Subseção B - Acidentes do Trabalho Liquidados

Capítulo 29 - Brasil e Grandes Regiões

Distribuição de Acidentes do Trabalho Liquidados, por Consequência, no Brasil - 2015 **337**

Capítulo 30 - Rondônia

Distribuição de Acidentes do Trabalho Liquidados, por Consequência, no Estado de Rondônia - 2015 **343**

Capítulo 31 - Acre

Distribuição de Acidentes do Trabalho Liquidados, por Consequência, no Estado do Acre - 2015 **347**

Capítulo 32 - Amazonas

Distribuição de Acidentes do Trabalho Liquidados,por Consequência, no Estado do Amazonas - 2015 **353**

Capítulo 33 - Roraima

Distribuição de Acidentes do Trabalho Liquidados, por Consequência, no Estado de Roraima - 2015 **357**

Capítulo 34 - Pará

Distribuição de Acidentes do Trabalho Liquidados, por Consequência, no Estado do Pará - 2015 **364**

Capítulo 35 - Amapá

Distribuição de Acidentes do Trabalho Liquidados, por Consequência, no Estado do Amapá - 2015 **368**

Capítulo 36 - Tocantins

Distribuição de Acidentes do Trabalho Liquidados, por Consequência, no Estado de Tocantins - 2015 **373**

Capítulo 37 - Maranhão

Distribuição de Acidentes do Trabalho Liquidados, por Consequência, no Estado do Maranhão - 2015 **379**

Capítulo 38 - Piauí

Distribuição de Acidentes do Trabalho Liquidados, por Consequência, no Estado do Piauí - 2015 **385**

Capítulo 39 - Ceará

Distribuição de Acidentes do Trabalho Liquidados, por Consequência, no Estado do Ceará - 2015 **392**

Capítulo 40 - Rio Grande do Norte

Distribuição de Acidentes do Trabalho Liquidados, por Consequência, no Estado do Rio Grande do Norte - 2015 **398**

Capítulo 41 - Paraíba

Distribuição de Acidentes do Trabalho Liquidados, por Consequência, no Estado da Paraíba - 2015 **404**

Capítulo 42 - Pernambuco

Distribuição de Acidentes do Trabalho Liquidados, por Consequência, no Estado de Pernambuco - 2015 **412**

Capítulo 43 - Alagoas

Distribuição de Acidentes do Trabalho Liquidados, por Consequência, no Estado de Alagoas - 2015 **418**

Capítulo 44 - Sergipe

Distribuição de Acidentes do Trabalho Liquidados, por Consequência, no Estado de Sergipe - 2015 **424**

Capítulo 45 - Bahia

Distribuição de Acidentes do Trabalho Liquidados, por Consequência, no Estado da Bahia - 2015 **432**

Capítulo 46 - Minas Gerais

Distribuição de Acidentes do Trabalho Liquidados, por Consequência, no Estado de Minas Gerais - 2015 **441**

Capítulo 47 - Espírito Santo

Distribuição de Acidentes do Trabalho Liquidados, por Consequência, no Estado do Espírito Santo - 2015 **449**

Capítulo 48 - Rio de Janeiro

Distribuição de Acidentes do Trabalho Liquidados, por Consequência, no Estado do Rio de Janeiro - 2015 **458**

Capítulo 49 - São Paulo

Distribuição de Acidentes do Trabalho Liquidados, por Consequência, no Estado de São Paulo - 2015 **467**

Capítulo 50 - Paraná

Distribuição de Acidentes do Trabalho Liquidados, por Consequência, no Estado do Paraná - 2015 **476**

Capítulo 51 - Santa Catarina

Distribuição de Acidentes do Trabalho Liquidados, por Consequência, no Estado de Santa Catarina - 2015 **485**

Capítulo 52 - Rio Grande do Sul

Distribuição de Acidentes do Trabalho Liquidados, por Consequência, no Estado do Rio Grande do Sul - 2015 **494**

Capítulo 53 - Mato Grosso do Sul

Distribuição de Acidentes do Trabalho Liquidados, por Consequência, no Estado do Mato Grosso do Sul - 2015 **501**

Capítulo 54 - Mato Grosso

Distribuição de Acidentes do Trabalho Liquidados, por Consequência, no Estado do Mato Grosso - 2015 **508**

Capítulo 55 - Goiás

Distribuição de Acidentes do Trabalho Liquidados, por Consequência, no Estado de Goiás - 2015 **516**

Capítulo 56 - Distrito Federal

Distribuição de Acidentes do Trabalho Liquidados, por Consequência, no Distrito Federal - 2015 **523**

Secretaria de Inspeção do Trabalho
Departamento de Segurança e Saúde do Trabalho
Coordenação-Geral de Fiscalização e Projetos

Esplanada dos Ministérios, Bloco F, Anexo B, 1º andar, sala 151
700059.900 Brasília/DF
Tel (61) 2031 6693 / 2031 6119
Fax (61) 2031 8267
www.previdencia.gov.br

Secretaria de Políticas de Previdência Social
Departamento do Regime Geral da Previdência Social
Coordenação-Geral de Estatística, Demografia e Atuária

Esplanada dos Ministérios, Bloco F, 7º andar, sala 741
700059.900 Brasília/DF
Tel (61) 2021 5115
Fax (61) 2010 5020
www.previdencia.gov.br

MINISTÉRIO DO
TRABALHO E EMPREGO

SECRETARIA DE
PREVIDÊNCIA

MINISTÉRIO DA
FAZENDA

BRASIL
GOVERNO FEDERAL