Anuário Estatístico de Acidentes do Trabalho

2016

MINISTÉRIO DA FAZENDA
INSTITUTO NACIONAL DO SEGURO SOCIAL
EMPRESA DE TECNOLOGIA E INFORMAÇÕES DA PREVIDÊNCIA

ANUÁRIO ESTATÍSTICO DE ACIDENTES DO TRABALHO

AEAT 2016

ISSN 1676-9694

Anuário Estatístico de Acidentes do Trabalho	Brasília	v.1	p.1-992	2016

SECRETARIA DE PREVIDÊNCIA – SPREV-MF
Esplanada dos Ministérios, Bloco F, CEP 70059-900 – Brasília, DF – Brasil

EMPRESA DE TECNOLOGIA E INFORMAÇÕES DA PREVIDÊNCIA – DATAPREV
Setor de Autarquias Sul – SAS, Quadra 1, Bloco E/F, CEP 70070-010 – Brasília, DF – Brasil

INSTITUTO NACIONAL DO SEGURO SOCIAL – INSS
Esplanada dos Ministérios, Bloco F, CEP 70059-900 – Brasília, DF – Brasil

ISSN 1676-9694

© SPREV-MF/DATAPREV/INSS
É permitida a reprodução parcial ou total desta obra desde que citada a fonte.

Esta publicação foi elaborada conjuntamente pela Coordenação-Geral de Estatística Demografia e Atuária da Subsecretaria do Regime Geral de Previdência Social da Secretaria de Previdência e pela Coordenação de Análise e Estudos em Métodos Quantitativos - COAQ da Coordenação Geral de Inteligência da Informação - CGII/DATAPREV.

COORDENAÇÃO GERAL
Alexandre Zioli Fernandes

SUPERVISÃO TÉCNICA
Rigan André Campos Gonzalez
Sávio Augusto do Nascimento

SUPERVISÃO DE PUBLICAÇÃO E DISTRIBUIÇÃO
Pedro Henrique Zampier

SUPERVISÃO DE EXECUÇÃO E ANÁLISE
Sergio Luiz Maximino
Rafael Teixeira Silva

DIAGRAMAÇÃO
André Cavaignac Ribeiro Jorge

EQUIPE TÉCNICA
Aline Guimarães Lorite
Anária Pereira de Freitas
Alysson Paiva Salvador
Carolina Fernandes dos Santos
Caroline Loureiro B. A. S. Fialho
Fellipe Carvalho Gomes
Flavio Pereira Martins da Silva
George Barroso Casé
Marcio de Souza Pinto
Marcos Flaviano Matos Soares
Pedro Augusto da Silva
Tatiana Fernandes Silva
Valdemir de Souza Silva

Edição: Secretaria Previdência
Subsecretaria do Regime Geral de Previdência Social
Coordenação-Geral de Estatística, Demografia e Atuária
Esplanada dos Ministérios, Bloco. F, 7º andar, Sala 741, CEP 70059-900, Brasília-DF
Tel.: (61) 2021-5115 – Fax: (61) 2021-5020

Editoração Eletrônica: DICOM/MF e COAQ/DATAPREV

Distribuição: Assessoria de Comunicação Social
Esplanada dos Ministérios, Bloco F, 8o andar, sala 829, CEP 70059-900 – Brasília – DF
Tel.: (61) 2021-5109/2021-5009 – Fax: (61) 2021-3125
Dados Internacionais de Catalogação na Publicação (CIP)
Biblioteca. Seção de Processos Técnicos

Anuário Estatístico de Acidentes do Trabalho : AEAT 2016 / Ministério da Fazenda ... [et al.]. – vol. 1 (2009) – . – Brasília : MF, 2016. 992 p.

Anual.

Inclui um CD – Rom contendo dois aplicativos: o AEAT InfoLogo e o AEAT Eletrônico
ISSN 1676-9694.

1. Acidente do Trabalho, Estatística, Anuário, Brasil. I. Ministério da Fazenda (MF).

CDD 614.80212

SUMÁRIO

MINISTÉRIO DA FAZENDA 2
INSTITUTO NACIONAL DO SEGURO SOCIAL 2
EMPRESA DE TECNOLOGIA E INFORMAÇÕES DA PREVIDÊNCIA 2

Apresentação ***6***

Seção I - Estatísticas de Acidentes do Trabalho ***8***

Seção I - Estatísticas de Acidentes do Trabalho ***9***

Subseção A - Acidentes do Trabalho ***13***
Capítulo 1 - Brasil e Grandes Regiões 15
Capítulo 2 - Rondônia 69
Capítulo 3 - Acre 77
Capítulo 4 - Amazonas 83
Capítulo 5 - Roraima 91
Capítulo 6 - Pará 97
Capítulo 7 - Amapá 106
Capítulo 8 - Tocantins 112
Capítulo 9 - Maranhão 118
Capítulo 10 - Piauí 125
Capítulo 11 - Ceará 132
Capítulo 12 - Rio Grande do Norte 140
Capítulo 13 - Paraíba 148
Capítulo 14 - Pernambuco 155
Capítulo 15 - Alagoas 164
Capítulo 16 - Sergipe 171
Capítulo 17 - Bahia 178
Capítulo 18 - Minas Gerais 187
Capítulo 19 - Espírito Santo 197
Capítulo 20 - Rio de Janeiro 205
Capítulo 21 - São Paulo 215
Capítulo 22 - Paraná 225
Capítulo 23 - Santa Catarina 235
Capítulo 24 - Rio Grande do Sul 245
Capítulo 25 - Mato Grosso do Sul 255
Capítulo 26 - Mato Grosso 263
Capítulo 27 - Goiás 271
Capítulo 28 - Distrito Federal 280

Subseção B - Acidentes do Trabalho Liquidados ***288***
Capítulo 29 - Brasil e Grandes Regiões ***290***
Capítulo 30 - Rondônia ***338***
Capítulo 31 - Acre ***344***
Capítulo 32 - Amazonas ***348***
Capítulo 33 - Roraima ***354***
Capítulo 34 - Pará ***358***
Capítulo 35 - Amapá ***365***
Capítulo 36 - Tocantins ***369***
Capítulo 37 - Maranhão ***374***
Capítulo 38 - Piauí ***380***
Capítulo 39 - Ceará ***386***
Capítulo 40 - Rio Grande do Norte ***393***
Capítulo 41 - Paraíba ***399***
Capítulo 42 - Pernambuco ***405***

Capítulo 43 - Alagoas **413**
Capítulo 44 - Sergipe **419**
Capítulo 45 - Bahia **425**
Capítulo 46 - Minas Gerais **433**
Capítulo 47 - Espírito Santo **442**
Capítulo 48 - Rio de Janeiro **450**
Capítulo 49 - São Paulo **459**
Capítulo 50 - Paraná **468**
Capítulo 51 - Santa Catarina **477**
Capítulo 52 - Rio Grande do Sul **486**
Capítulo 53 - Mato Grosso do Sul **495**
Capítulo 54 - Mato Grosso **502**
Capítulo 55 - Goiás **509**
Capítulo 56 - Distrito Federal **517**

Subseção C - Acidentes do Trabalho Segundo a CID **524**
Capítulo 57 - Brasil e Grandes Regiões 526

Subseção D - Acidentes do Trabalho Segundo o Município **580**
Capítulo 58 - Estatísticas Municipais 582

Seção II - Indicadores de Acidentes do Trabalho **659**
Capítulo 59 - Brasil **664**
Capítulo 60 - Rondônia **680**
Capítulo 61 - Acre **687**
Capítulo 62 - Amazonas **691**
Capítulo 63 - Roraima **700**
Capítulo 64 - Pará **704**
Capítulo 65 - Amapá **712**
Capítulo 66 - Tocantins **716**
Capítulo 67 - Maranhão **723**
Capítulo 68 - Piauí **733**
Capítulo 69 - Ceará **741**
Capítulo 70 - Rio Grande do Norte **753**
Capítulo 71 - Paraíba **763**
Capítulo 72 - Pernambuco **773**
Capítulo 73 - Alagoas **787**
Capítulo 74 - Sergipe **795**
Capítulo 75 - Bahia **802**
Capítulo 76 - Minas Gerais **814**
Capítulo 77 - Espírito Santo **828**
Capítulo 78 - Rio de Janeiro **838**
Capítulo 79 - São Paulo **852**
Capítulo 80 - Paraná **868**
Capítulo 81 - Santa Catarina **882**
Capítulo 82 - Rio Grande do Sul **895**
Capítulo 83 - Mato Grosso do Sul **909**
Capítulo 84 - Mato Grosso **917**
Capítulo 85 - Goiás **925**
Capítulo 86 - Distrito Federal **936**

Anexos **944**

Relação de Fontes **972**

Lista de Siglas **974**

Apresentação

Contribuindo para o maior conhecimento dos temas relacionados aos acidentes do trabalho a Secretaria de Previdência do Ministério da Fazenda apresenta o Anuário Estatístico de Acidentes do Trabalho – AEAT, edição 2016. O AEAT, publicado desde o ano 2000, constitui-se em instrumento essencial de trabalho para os profissionais que desempenham atividades nas áreas de saúde e segurança do trabalhador, assim como para pesquisadores e demais pessoas interessadas no tema.

Neste Anuário são apresentados dados sobre acidentes do trabalho, suas principais consequências, os setores de atividades econômicas e a localização geográfica de ocorrência dos eventos. Desta forma, é possível construir um diagnóstico mais preciso acerca destes acidentes, e propiciar a elaboração de políticas mais eficazes para as áreas relacionadas com o tema. São apresentadas ainda estatísticas sobre acidentes segundo a Classificação Internacional de Doenças – CID mais incidentes por região.

Em função da mudança na metodologia de concessão de benefícios acidentários por parte do Instituto Nacional do Seguro Social – INSS, introduzida a partir de abril de 2007, o AEAT passou a trazer além das informações coletadas pelo INSS por meio da Comunicação de Acidente do Trabalho – CAT, informações que têm origem nos benefícios de natureza acidentária concedidos pelo INSS.

São publicadas ainda estatísticas básicas sobre acidentes do trabalho nos municípios brasileiros, contemplando os acidentes por motivo e o número de óbitos causados por acidentes do trabalho, o que permite um detalhamento maior sobre a distribuição espacial dos acidentes no país.

O AEAT 2016 também contém um conjunto de indicadores de acidentes do trabalho por setor de atividade e unidade da federação, que permitem mensurar a exposição dos trabalhadores aos níveis de risco inerentes à atividade econômica, permitindo o acompanhamento das flutuações e tendências históricas dos acidentes e seus impactos nas empresas e na vida dos trabalhadores. Esses indicadores subsidiam estudos sobre o tema e o planejamento de ações na área de saúde e segurança do trabalhador. Os sete indicadores aqui propostos não são exaustivos, mas são ferramentas que permitem uma avaliação da evolução temporal dos aspectos de incidência, mortalidade, letalidade e acidentalidade.

O Anuário Estatístico de Acidentes do Trabalho 2016 está disponível na internet, na página da Secretaria de Previdência (www.previdencia.gov.br). Na internet, o usuário tem acesso ao aplicativo AEAT INFOLOGO que permite recuperar o conjunto de informações publicadas em todas as edições, sendo possível, ainda, a elaboração de tabelas e gráficos personalizados e séries temporais .

Seção I - Estatísticas de Acidentes do Trabalho

Subseção A - Acidentes do Trabalho

Capítulo 1 - Brasil e Grandes Regiões
Capítulo 2 - Rondônia
Capítulo 3 - Acre
Capítulo 4 - Amazonas
Capítulo 5 - Roraima
Capítulo 6 - Pará
Capítulo 7 - Amapá
Capítulo 8 - Tocantins
Capítulo 9 - Maranhão
Capítulo 10 - Piauí
Capítulo 11 - Ceará
Capítulo 12 - Rio Grande do Norte
Capítulo 13 - Paraíba
Capítulo 14 - Pernambuco
Capítulo 15 - Alagoas
Capítulo 16 - Sergipe
Capítulo 17 - Bahia
Capítulo 18 - Minas Gerais
Capítulo 19 - Espírito Santo
Capítulo 20 - Rio de Janeiro
Capítulo 21 - São Paulo
Capítulo 22 - Paraná
Capítulo 23 - Santa Catarina
Capítulo 24 - Rio Grande do Sul
Capítulo 25 - Mato Grosso do Sul
Capítulo 26 - Mato Grosso
Capítulo 27 - Goiás
Capítulo 28 - Distrito Federal

Subseção B - Acidentes do Trabalho Liquidados

Capítulo 29 - Brasil e Grandes Regiões
Capítulo 30 - Rondônia
Capítulo 31 - Acre
Capítulo 32 - Amazonas
Capítulo 33 - Roraima
Capítulo 34 - Pará
Capítulo 35 - Amapá
Capítulo 36 - Tocantins
Capítulo 37 - Maranhão

Capítulo 38 - Piauí
Capítulo 39 - Ceará
Capítulo 40 - Rio Grande do Norte
Capítulo 41 - Paraíba
Capítulo 42 - Pernambuco
Capítulo 43 - Alagoas
Capítulo 44 - Sergipe
Capítulo 45 - Bahia
Capítulo 46 - Minas Gerais
Capítulo 47 - Espírito Santo
Capítulo 48 - Rio de Janeiro
Capítulo 49 - São Paulo
Capítulo 50 - Paraná
Capítulo 51 - Santa Catarina
Capítulo 52 - Rio Grande do Sul
Capítulo 53 - Mato Grosso do Sul
Capítulo 54 - Mato Grosso
Capítulo 55 - Goiás
Capítulo 56 - Distrito Federal

Subseção C - Acidentes do Trabalho segundo a CID
Capítulo 57 - Brasil e Grandes Regiões

Subseção D - Acidentes do Trabalho segundo o Município
Capítulo 58 - Estatísticas Municipais

Seção I - Estatísticas de Acidentes do Trabalho

Segundo o artigo 19 da Lei no 8.213, de 24 de julho de 1991, “acidente do trabalho é o que ocorre pelo exercício do trabalho a serviço da empresa, ou de empregador doméstico, ou pelo exercício do trabalho do segurado especial, provocando lesão corporal ou perturbação funcional, de caráter temporário ou permanente”. Pode causar desde um simples afastamento, a perda ou a redução da capacidade para o trabalho, até mesmo a morte do segurado.

Também são considerados como acidentes do trabalho: a) o acidente ocorrido no trajeto entre a residência e o local de trabalho do segurado; b) a doença profissional, assim entendida a produzida ou desencadeada pelo exercício do trabalho peculiar a determinada atividade; e c) a doença do trabalho, adquirida ou desencadeada em função de condições especiais em que o trabalho é realizado e com ele se relacione diretamente. Nestes dois últimos casos, a doença deve constar da relação de que trata o Anexo II do Regulamento da Previdência Social, aprovado pelo Decreto no 3.048, de 6/5/1999. Em caso excepcional, constatando-se que a doença não incluída na relação constante do Anexo II resultou de condições especiais em que o trabalho é executado e com ele se relaciona diretamente, a Previdência Social deve equipará-la a acidente do trabalho.

Não são consideradas como doença do trabalho a doença degenerativa; a inerente a grupo etário; a que não produz incapacidade laborativa; a doença endêmica adquirida por segurados habitantes de região onde ela se desenvolva, salvo se comprovado que resultou de exposição ou contato direto determinado pela natureza do trabalho.

Equiparam-se também a acidente do trabalho:

I – o acidente ligado ao trabalho que, embora não tenha sido a causa única, haja contribuído diretamente para a morte do segurado, para perda ou redução da sua capacidade para o trabalho, ou que tenha produzido lesão que exija atenção médica para a sua recuperação;

II – o acidente sofrido pelo segurado no local e horário do trabalho, em conseqüência de ato de agressão, sabotagem ou terrorismo praticado por terceiro ou companheiro de trabalho; ofensa física intencional, inclusive de terceiro, por motivo de disputa relacionada com o trabalho; ato de imprudência, de negligência ou de imperícia de terceiro, ou de companheiro de trabalho; ato de pessoa privada do uso da razão; desabamento, inundação, incêndio e outros casos fortuitos decorrentes de força maior;

III – a doença proveniente de contaminação acidental do empregado no exercício de sua atividade;

IV – o acidente sofrido pelo segurado, ainda que fora do local e horário de trabalho, na execução de ordem ou na realização de serviço sob a autoridade da empresa; na prestação espontânea de qualquer serviço à empresa para lhe evitar prejuízo ou proporcionar proveito; em viagem a serviço da empresa, inclusive para estudo, quando financiada por esta dentro de seus planos para melhor capacitação da mão-de-obra, independentemente do meio de locomoção utilizado, inclusive veículo de propriedade do segurado; no percurso da residência para o local de trabalho ou deste para aquela, qualquer que seja o meio de locomoção, inclusive veículo de propriedade do segurado.

Entende-se como percurso o trajeto da residência ou do local de refeição para o trabalho ou deste para aqueles, independentemente do meio de locomoção, sem alteração ou interrupção voluntária do percurso habitualmente realizado pelo segurado. O empregado será considerado no exercício do trabalho no período destinado à refeição ou descanso, ou por ocasião da satisfação de outras necessidades fisiológicas, no local do trabalho ou durante este.

Para que o acidente, ou a doença, seja considerado como acidente do trabalho é imprescindível que seja caracterizado tecnicamente pela perícia médica do INSS, que fará o reconhecimento técnico do nexo causal entre o acidente e a lesão; a doença e o trabalho; e a causa mortis e o acidente. Na conclusão da perícia médica, o médico-perito pode decidir pelo encaminhamento do segurado para retornar ao trabalho ou emitir um parecer sobre o afastamento.

São elegíveis aos benefícios concedidos em razão da existência de incapacidade laborativa decorrente dos riscos ambientais do trabalho: o segurado empregado, o empregado doméstico, o trabalhador avulso e o segurado especial, no exercício de suas atividades.

Nas subseções seguintes são apresentadas informações sobre a quantidade de acidentes com e sem Comunicação de Acidente de Trabalho – CAT registradas e acidentes liquidados com detalhamentos por Unidade da Federação e Classificação Nacional de Atividade Econômica – CNAE, segundo a CID, e ainda, informações de acidentes segundo o motivo e quantidade de óbitos decorrentes de acidentes do trabalho, por município para os anos de 2014, 2015 e 2016.

O Anexo I, ao final deste Anuário, apresenta os códigos da CNAE, sua descrição e o grau de risco de acidente do trabalho associado. Esse grau de risco determina a alíquota de contribuição de cada empresa para o financiamento dos gastos com benefícios decorrentes de acidentes do trabalho.

A Sistemática de Concessão de Benefícios Acidentários a partir de 2007

A partir de abril de 2007, o INSS instituiu uma nova sistemática de concessão de benefícios acidentários que teve impacto sobre a forma como são levantadas as estatísticas de acidentes do trabalho apresentadas nessa seção. Apresentamos a seguir uma breve explicação sobre os fundamentos, as alterações implementadas e suas implicações para as estatísticas de acidentes do trabalho.

Em 2004, o Conselho Nacional de Previdência Social – CNPS aprovou a Resolução nº 1.236/2004 com uma nova metodologia para flexibilizar as alíquotas de contribuição destinadas ao financiamento do benefício aposentadoria especial e daqueles concedidos em razão do grau de incidência de incapacidade laborativa decorrente dos riscos ambientais do trabalho. Essa metodologia teve como objetivo, entre outros, estimular o investimento dos empregadores em melhorias nos métodos produtivos e na qualificação dos trabalhadores visando a reduzir os riscos ambientais do trabalho[1].

A metodologia aprovada necessitava de uma nova forma de identificação dos acidentes de trabalho que, aliada à CAT, minimizasse a subnotificação dos acidentes e das doenças do trabalho e evitasse que a empresa fosse beneficiada por meio da sonegação de informações ao INSS. Estudos aplicando fundamentos estatísticos e epidemiológicos, mediante o cruzamento dos dados de código da Classificação Internacional de Doenças – CID-10 e de código da Classificação Nacional de Atividade Econômica – CNAE, permitiram identificar forte associação entre agravos[2] e as atividades desenvolvidas pelo trabalhador.

A partir da identificação das fortes associações entre agravo e atividade laboral foi possível construir uma matriz, com pares de associação de códigos da CNAE e da CID-10, que subsidia a análise da incapacidade laborativa pela medicina pericial do INSS: o Nexo Técnico Epidemiológico Previdenciário – NTEP. O NTEP surge, então, como mais um instrumento auxiliar na análise e conclusão acerca da origem da incapacidade laborativa pela perícia médica do INSS.

A partir da implementação do NTEP, a perícia médica passa a adotar três etapas seqüenciais e hierarquizadas para a identificação e caracterização da natureza da incapacidade – se acidentária ou não-acidentária (previdenciária). As três etapas são:

1 – Identificação de ocorrência de Nexo Técnico Profissional ou do Trabalho – NTP/T – verificação da existência da relação “agravo – exposição” ou “exposição – agravo” (Listas A e B do Anexo II do Decreto nº 3.048/1999);

2 – Identificação de ocorrência de Nexo Técnico Epidemiológico Previdenciário – NTEP – averiguação do

1 Esse estímulo é decorrente da criação do Fator Acidentário de Prevenção – FAP que é o instrumento pelo qual se flexibiliza as alíquotas de contribuição destinadas ao financiamento do benefício aposentadoria especial e daqueles concedidos em razão do grau de incidência de incapacidade laborativa decorrente dos riscos ambientais do trabalho. O FAP é calculado considerando os registros de acidentes e doenças do trabalho e de benefícios acidentários contabilizados em um período de dois anos. Sua aplicação iniciou-se a partir de janeiro de 2010 e o seu cálculo é feito anualmente.

O FAP tem como base a dicotomia bonus - malus e seu valor varia entre 0,5 e 2, conforme a efetividade do maior ou menor grau de investimentos em programas de prevenção de acidentes e doenças do trabalho e proteção contra os riscos ambientais do trabalho, respectivamente. Ainda que a princípio pareça tratar-se de mecanismo meramente fiscal-tributário, o FAP traz reflexos imediatos na organização empresarial relativa à segurança e saúde do trabalhador, pois o investimento nessa área implicará maior ou menor alíquota de contribuição das empresas.

2 Agravo é a forma como se convencionou chamar no âmbito da Previdência Social lesões, doenças, transtornos de saúde, distúrbios, disfunções ou a síndrome de evolução aguda, subaguda ou crônica, de natureza clínica ou subclínica, inclusive morte, independentemente do tempo de latência.

cruzamento do código da CNAE com o código da CID-10 e a presença na matriz do NTEP (publicada na Lista C do Anexo II do Decreto nº 3.048/1999);

3 – Identificação de ocorrência de Nexo Técnico por Doença Equiparada a Acidente do Trabalho – NTDEAT – implica a análise individual do caso, mediante o cruzamento de todos os elementos levados ao conhecimento do médico-perito, da situação geradora da incapacidade e a anamnese.

A ocorrência de qualquer um dos três nexos implicará a concessão de um benefício de natureza acidentária. Se não houver nenhum dos nexos, o benefício será classificado como previdenciário.

Juntamente com a adoção da nova sistemática, o INSS alterou seus procedimentos e a existência de uma CAT registrada deixou de ser condição fundamental para a caracterização de um benefício como acidentário, embora a entrega da CAT continue sendo uma obrigação legal. O fim dessa condição implicou alterações nas estatísticas apresentadas nessa seção. Passou-se a ter um conjunto de benefícios classificados como acidentários pelo INSS, para os quais não há CAT registrada. Em função disso nas tabelas que tratam de acidentes registrados foi incluída uma coluna adicional que traz informações sobre os benefícios acidentários concedidos pelo INSS para os quais não foram registradas CAT[3]. O conjunto dos acidentes do trabalho passou a ser então a soma dos acidentes e doenças do trabalho informados por meio da CAT com os acidentes e doenças que deram origem a benefícios de natureza acidentária para os quais não há CAT informada.

3 Cabe observar que embora a entrega da CAT deva, por força de lei, ser feita em até o primeiro dia útil seguinte ao da ocorrência do acidente e, em caso de morte, de imediato, o INSS recebe o documento a qualquer tempo. Portanto, pode ocorrer de uma CAT referente a um acidente ser entregue após a concessão de um benefício acidentário originado deste acidente. Nesta seção são consideradas todas as CAT entregues no ano civil e todos os benefícios concedidos nesse mesmo ano.

Subseção A - Acidentes do Trabalho

Tendo em vista as mudanças na metodologia de caracterização de acidentes de trabalho na concessão de benefícios previdenciários a partir de abril de 2007, entendem-se como acidentes do trabalho aqueles eventos que tiveram Comunicação de Acidente do Trabalho – CAT registrada no INSS e aqueles que, embora não tenham sido objeto de CAT, deram origem a benefício por incapacidade de natureza acidentária. As informações aqui apresentadas são do Sistema de Comunicação de Acidentes do Trabalho, com base nas Comunicações de Acidentes do Trabalho – CAT registradas nas Agências da Previdência Social ou pela Internet, bem como do Sistema Único de Benefícios – SUB, utilizado pelo INSS.

Os principais conceitos tratados neste capítulo são apresentados a seguir:

Acidentes com CAT Registrada – correspondem ao número de acidentes cuja Comunicação de Acidentes do Trabalho – CAT foi registrada no INSS. Não é contabilizado o reinício de tratamento ou afastamento por agravamento de lesão de acidente do trabalho ou doença do trabalho, já comunicado anteriormente ao INSS;

Acidentes sem CAT Registrada – correspondem ao número de acidentes cuja Comunicação de Acidentes do Trabalho – CAT não foi registrada no INSS. O acidente é identificado por meio de um dos possíveis nexos: Nexo Técnico Profissional/Trabalho, Nexo Técnico Epidemiológico Previdenciário – NTEP, Nexo Técnico por Doença Equiparada a Acidente do Trabalho ou Nexo Individual. Esta identificação é feita pela nova forma de concessão de benefícios acidentários;

Acidentes Típicos – são os acidentes decorrentes da característica da atividade profissional desempenhada pelo segurado acidentado. Esse dado somente está disponível para acidentes que foram registrados por meio da CAT;

Acidentes de Trajeto – são os acidentes ocorridos no trajeto entre a residência e o local de trabalho do segurado e vice-versa. Esse dado somente está disponível para acidentes que foram registrados por meio da CAT;

Doença do Trabalho – são as doenças profissionais, aquelas produzidas ou desencadeadas pelo exercício do trabalho peculiar a determinado ramo de atividade, conforme disposto no Anexo II do Regulamento da Previdência Social – RPS, aprovado pelo Decreto no 3.048, de 6 de maio de 1999; e as doenças do trabalho, aquelas adquiridas ou desencadeadas em função de condições especiais em que o trabalho é realizado e com ele se relacione diretamente. Esse dado somente está disponível para acidentes que foram registrados por meio da CAT.

Os dados de acidentes do trabalho com CAT registrada são provenientes das comunicações entregues ao INSS. A empresa deve comunicar o acidente do trabalho, ocorrido com seu empregado, havendo ou não afastamento do trabalho, até o primeiro dia útil seguinte ao da ocorrência e, em caso de morte, de imediato à autoridade competente, sob pena de multa variável entre os valores mínimo e máximo do salário de contribuição, sucessivamente aumentada nas reincidências, aplicada e cobrada na forma do artigo 286 do Regulamento da Previdência Social – RPS, aprovado pelo Decreto no 3.048, de 6 de maio de 1999.

A CAT é apresentada em três tipos, a saber: tipo 1 – Inicial, 2 – Reabertura e 3 – Óbito. Assim, uma CAT é considerada “Inicial” quando corresponder ao registro do evento acidente do trabalho, típico ou de trajeto, ou doença profissional ou do trabalho; é considerada “Reabertura” a correspondente ao reinício de tratamento ou afastamento por

agravamento de lesão de acidente do trabalho ou doença profissional ou do trabalho, já comunicado anteriormente ao INSS; e "Comunicação de Óbito" a correspondente a falecimento decorrente de acidente ou doença profissional ou do trabalho, ocorrido após a emissão da CAT inicial. As CAT de reabertura e de comunicação de óbito vinculam-se, sempre, as CAT iniciais, a fim de evitar-se a duplicação na captação das informações relativas aos registros.

A contabilização dos registros de CAT é feita considerando-se a data da ocorrência do acidente. No caso de doença profissional ou do trabalho, é considerada a data do início da incapacidade laborativa para o exercício da atividade habitual ou o dia em que for realizado o diagnóstico, valendo para este efeito o que ocorrer primeiro. Tabulações posteriores podem gerar números diferentes, no caso de registros de acidentes serem realizados em datas posteriores aos seus fatos geradores tendo, conseqüentemente, referência temporal associada a anos anteriores. Dessa forma, a cada edição do AEAT são republicados dados referentes ao ano imediatamente anterior, neste caso os de 2015.

Os dados de acidentes sem CAT registrada são obtidos pelo levantamento da diferença entre o conjunto de benefícios acidentários concedidos pelo INSS com data de acidente no ano civil e o conjunto de benefícios acidentários concedidos com CAT vinculada, referente ao mesmo ano. Os dados de caracterização do acidentado são obtidos do Sistema Único de Benefícios – SUB.

São apresentadas informações sobre a quantidade de acidentes do trabalho, para os anos de 2014 a 2016, segundo: a) situação do registro, motivo do acidente e CNAE para o Brasil, Grandes Regiões e Unidades da Federação; b) situação do registro, motivo do acidente e grupos de idade e sexo para o Brasil e Unidades da Federação; e, c) situação do registro, dados mensais por motivo do acidente para o Brasil e Unidades da Federação. Deve ser observado que para os acidentes do trabalho sem CAT, não é possível fazer a classificação por tipo de acidente, uma vez que a metodologia utilizada pelo INSS não permite esse grau de detalhamento.

Cabe ressaltar que os dados relativos ao ano de 2016 são preliminares, ou seja, tabulações posteriores podem gerar números diferentes, uma vez que algumas CAT poderão ser registradas posteriormente à data da leitura inicial.

Capítulo 1 - Brasil e Grandes Regiões

1.1 - Quantidade de acidentes do trabalho, por situação do registro e motivo, segundo a Classificação Nacional de Atividades Econômicas (CNAE), no Brasil - 2014/2016

(continua)

CNAE	QUANTIDADE DE ACIDENTES DO TRABALHO																	
	Total			Com CAT Registrada												Sem CAT Registrada		
				Total			Motivo											
							Típico			Trajeto			Doença do Trabalho					
	2014	2015	2016	2014	2015	2016	2014	2015	2016	2014	2015	2016	2014	2015	2016	2014	2015	2016
TOTAL	**712.302**	**622.379**	**578.935**	**564.283**	**507.753**	**474.736**	**430.454**	**385.646**	**354.084**	**116.230**	**106.721**	**108.150**	**17.599**	**15.386**	**12.502**	**148.019**	**114.626**	**104.199**
0111	1.577	689	496	623	480	415	528	422	367	85	56	43	10	2	5	954	209	81
0112	1.242	589	379	171	129	104	159	119	96	12	9	8	–	1	–	1.071	460	275
0113	2.590	2.112	1.984	2.436	1.999	1.898	2.231	1.858	1.735	193	109	143	12	32	20	154	113	86
0114	67	57	40	29	27	20	21	17	10	7	10	10	1	–	–	38	30	20
0115	1.273	1.171	1.291	1.273	1.141	1.258	1.107	1.019	1.129	159	120	123	7	2	6	–	30	33
0116	75	42	16	75	42	15	64	39	15	11	3	–	–	–	–	–	–	1
0119	269	296	355	269	279	340	220	231	249	48	47	88	1	1	3	–	17	15
0121	1.992	757	779	153	129	188	130	97	142	20	31	41	3	1	5	1.839	628	591
0122	109	90	78	105	87	76	85	74	63	19	13	13	1	–	–	4	3	2
0131	977	989	818	977	958	789	937	882	746	36	69	42	4	7	1	–	31	29
0132	435	436	581	435	425	567	309	385	507	125	37	56	1	3	4	–	11	14
0133	761	749	792	761	696	719	645	606	650	112	86	69	4	4	–	–	53	73
0134	683	467	501	623	437	480	574	405	429	43	32	50	6	–	1	60	30	21
0135	40	46	36	40	44	35	37	37	33	3	4	2	–	3	–	–	2	1
0139	1.158	1.119	672	782	951	562	738	916	523	39	31	36	5	4	3	376	168	110
0141	1.009	1.398	1.684	1.009	1.390	1.675	857	1.222	1.507	147	158	152	5	10	16	–	8	9
0142	71	76	60	68	69	58	54	59	52	13	10	6	1	–	–	3	7	2
0151	2.354	1.846	1.697	2.354	1.806	1.658	2.106	1.628	1.508	223	164	147	25	14	3	–	40	39
0152	52	55	39	52	54	38	47	44	34	4	8	3	1	2	1	–	1	1
0153	9	6	11	9	6	11	7	5	8	1	1	2	1	–	1	–	–	–
0154	213	256	256	213	249	247	189	218	216	22	28	29	2	3	2	–	7	9
0155	1.295	1.081	1.072	1.295	1.014	1.011	1.113	847	846	165	152	152	17	15	13	–	67	61
0159	41	23	26	41	23	21	26	19	14	15	3	7	–	1	–	–	–	5
0161	1.243	1.459	1.242	1.243	1.412	1.207	1.108	1.262	1.070	122	139	132	13	11	5	–	47	35
0162	307	320	276	307	308	259	270	270	225	34	38	33	3	–	1	–	12	17
0163	76	92	110	76	78	95	55	57	65	20	19	29	1	2	1	–	14	15
0210	1.167	1.136	912	1.167	1.061	846	1.092	963	757	72	89	83	3	9	6	–	75	66
0220	122	107	87	118	97	78	102	89	68	15	8	10	1	–	–	4	10	9
0230	727	656	618	727	625	582	659	530	536	67	91	44	1	4	2	–	31	36
0311	46	57	41	46	55	41	39	43	35	3	6	5	4	6	1	–	2	–
0312	17	6	3	2	1	2	1	1	2	1	–	–	–	–	–	15	5	1
0321	75	75	64	74	74	62	48	55	41	23	19	20	3	–	1	1	1	2
0322	88	80	72	88	75	69	76	63	53	12	12	16	–	–	–	–	5	3
0500	263	253	174	263	240	166	232	211	150	27	21	13	4	8	3	–	13	8
0600	905	741	555	905	731	547	784	631	463	111	87	78	10	13	6	–	10	8
0710	908	757	597	908	744	583	659	562	444	125	134	90	124	48	49	–	13	14
0721	87	23	17	87	22	17	82	19	15	3	2	1	2	1	1	–	1	–
0722	53	39	30	53	36	29	51	32	24	2	4	3	–	–	2	–	3	1
0723	3	3	2	3	3	2	3	1	2	–	1	–	–	1	–	–	–	–
0724	390	301	275	353	265	243	321	239	218	27	19	20	5	7	5	37	36	32
0725	32	31	31	32	30	29	27	25	23	5	5	4	–	–	2	–	1	2
0729	291	260	221	291	250	210	275	226	192	14	22	17	2	2	1	–	10	11
0810	1.424	1.332	1.151	1.424	1.258	1.084	1.187	1.047	925	198	167	136	39	44	23	–	74	67
0891	119	117	89	119	110	86	107	99	78	10	7	7	2	4	1	–	7	3
0892	99	86	93	99	79	86	86	64	79	10	15	7	3	–	–	–	7	7
0893	42	30	27	42	30	24	40	25	23	2	4	1	–	1	–	–	–	3
0899	237	215	175	237	207	167	197	182	136	33	21	23	7	4	8	–	8	8
0910	1.109	869	562	1.109	835	525	903	711	454	142	110	56	64	14	15	–	34	37
0990	35	29	26	35	28	25	28	23	21	6	5	4	1	–	–	–	1	1
1011	5.355	5.560	5.874	5.355	5.184	5.516	4.775	4.640	4.905	422	376	421	158	168	190	–	376	358
1012	10.657	10.123	9.105	9.350	9.041	8.335	7.717	7.578	7.147	786	786	757	847	677	431	1.307	1.082	770
1013	1.744	1.694	1.797	1.744	1.608	1.698	1.489	1.398	1.476	156	147	169	99	63	53	–	86	99
1020	516	539	415	516	501	378	419	428	309	68	62	68	29	11	1	–	38	37
1031	292	297	370	289	269	338	221	219	258	64	43	78	4	7	2	3	28	32
1032	226	199	167	226	195	160	197	172	141	26	21	17	3	2	2	–	4	7
1033	475	421	370	475	410	361	391	329	257	81	77	102	3	4	2	–	11	9
1041	540	630	651	540	606	633	450	514	538	88	91	92	2	1	3	–	24	18
1042	157	183	203	157	174	194	119	135	147	36	36	46	2	3	1	–	9	9
1043	81	82	71	81	80	69	64	67	52	16	12	14	1	1	3	–	2	2
1051	301	333	310	301	301	270	241	254	218	59	44	52	1	3	–	–	32	40
1052	1.517	1.766	1.823	1.517	1.657	1.709	1.231	1.335	1.368	269	301	332	17	21	9	–	109	114
1053	251	265	290	251	254	278	190	190	193	58	59	81	3	5	4	–	11	12
1061	401	396	366	401	371	340	339	302	284	58	62	54	4	7	2	–	25	26
1062	630	629	629	630	594	592	536	493	503	70	88	85	24	13	4	–	35	37
1063	79	52	70	79	48	65	68	43	60	11	5	5	–	–	–	–	4	5
1064	115	97	102	115	88	92	91	61	64	24	23	24	–	4	4	–	9	10
1065	151	198	204	151	185	188	120	157	146	30	26	42	1	2	–	–	13	16
1066	1.166	1.331	1.300	1.166	1.256	1.197	977	1.084	1.001	166	153	183	23	19	13	–	75	103
1069	491	405	435	491	378	402	388	305	325	98	69	67	5	4	10	–	27	33
1071	8.863	7.711	6.749	8.863	7.495	6.572	8.319	7.099	6.182	515	380	356	29	16	34	–	216	177
1072	153	113	151	153	107	148	140	100	142	13	7	6	–	–	–	–	6	3
1081	276	269	283	276	249	263	201	192	179	66	57	81	9	–	3	–	20	20
1082	112	98	108	112	93	105	90	78	89	22	15	16	–	–	–	–	5	3
1091	1.933	2.005	2.028	1.933	1.877	1.920	1.468	1.437	1.428	420	404	446	45	36	46	–	128	108
1092	1.004	902	737	1.004	856	691	806	676	533	150	137	141	48	43	17	–	46	46
1093	914	801	775	914	753	728	658	602	560	157	112	133	99	39	35	–	48	47

Capítulo 1 - Brasil e Grandes Regiões

1.1 - Quantidade de acidentes do trabalho, por situação do registro e motivo, segundo a Classificação Nacional de Atividades Econômicas (CNAE), no Brasil - 2014/2016

(continuação)

CNAE	QUANTIDADE DE ACIDENTES DO TRABALHO																	
	Total			Com CAT Registrada												Sem CAT Registrada		
				Total			Motivo											
							Típico			Trajeto			Doença do Trabalho					
	2014	2015	2016	2014	2015	2016	2014	2015	2016	2014	2015	2016	2014	2015	2016	2014	2015	2016
1094	826	916	759	826	869	693	654	696	529	156	161	155	16	12	9	–	47	66
1095	171	156	172	171	148	165	127	107	125	42	39	37	2	2	3	–	8	7
1096	169	158	154	169	144	145	144	119	108	21	21	35	4	4	2	–	14	9
1099	1.757	1.683	1.569	1.757	1.579	1.469	1.389	1.227	1.161	300	298	273	68	54	35	–	104	100
1111	320	196	162	198	151	144	162	119	107	30	29	32	6	3	5	122	45	18
1112	187	117	93	162	114	89	145	94	77	15	17	12	2	3	–	25	3	4
1113	887	786	712	851	724	650	682	561	507	143	129	122	26	34	21	36	62	62
1121	276	289	269	264	260	245	201	207	185	60	50	55	3	3	5	12	29	24
1122	2.271	1.868	1.479	2.271	1.775	1.387	1.784	1.372	1.035	458	362	321	29	41	31	–	93	92
1210	148	152	135	148	151	133	108	118	95	33	22	31	7	11	7	–	1	2
1220	88	85	66	78	76	61	55	58	42	23	18	19	–	–	–	10	9	5
1311	584	506	395	584	466	354	477	389	284	90	73	62	17	4	8	–	40	41
1312	188	122	125	188	111	121	160	96	92	26	14	28	2	1	1	–	11	4
1313	228	191	182	228	180	171	195	160	145	25	19	25	8	1	1	–	11	11
1314	86	73	46	86	63	41	67	47	33	19	16	8	–	–	–	–	10	5
1321	622	565	526	621	514	485	498	408	379	115	96	101	8	10	5	1	51	41
1322	63	45	31	63	42	31	55	29	28	8	13	3	–	–	–	–	3	–
1323	594	431	356	594	410	337	484	327	268	103	82	68	7	1	1	–	21	19
1330	349	279	289	349	262	277	277	195	213	70	63	64	2	4	–	–	17	12
1340	915	669	594	915	622	558	732	477	420	176	133	134	7	12	4	–	47	36
1351	699	651	532	682	592	496	521	430	352	128	139	134	33	23	10	17	59	36
1352	100	68	82	100	64	78	76	49	63	20	14	15	4	1	–	–	4	4
1353	92	94	101	92	91	96	81	75	76	11	12	18	–	4	2	–	3	5
1354	345	306	342	345	274	320	281	216	259	54	55	60	10	3	1	–	32	22
1359	818	660	640	818	631	608	650	494	474	146	125	122	22	12	12	–	29	32
1411	637	631	514	637	602	480	438	423	320	183	165	147	16	14	13	–	29	34
1412	3.129	3.088	2.702	3.129	2.825	2.464	1.908	1.689	1.441	967	812	788	254	324	235	–	263	238
1413	175	167	121	175	146	105	111	98	56	57	44	41	7	4	8	–	21	16
1414	174	134	104	162	121	95	123	86	63	37	33	29	2	2	3	12	13	9
1421	125	137	122	123	135	121	90	93	79	28	39	39	5	3	3	2	2	1
1422	174	109	126	171	95	120	117	64	76	51	30	40	3	1	4	3	14	6
1510	937	819	837	937	752	753	808	621	612	116	120	119	13	11	22	–	67	84
1521	153	139	97	101	110	81	73	80	60	25	26	17	3	4	4	52	29	16
1529	92	94	140	92	88	132	72	69	107	18	18	23	2	1	2	–	6	8
1531	1.405	1.325	1.341	1.389	1.212	1.221	965	796	798	405	401	414	19	15	9	16	113	120
1532	200	207	195	188	128	106	111	79	58	58	39	40	19	10	8	12	79	89
1533	835	552	620	835	521	591	522	306	385	306	208	200	7	7	6	–	31	29
1539	732	422	339	732	408	325	358	235	159	167	108	124	207	65	42	–	14	14
1540	218	224	228	218	213	207	154	166	152	60	45	54	4	2	1	–	11	21
1610	2.249	2.127	1.907	2.072	1.924	1.770	1.920	1.771	1.627	144	132	134	8	21	9	177	203	137
1621	878	787	692	878	735	632	782	676	566	85	53	61	11	6	5	–	52	60
1622	689	618	523	689	576	487	617	514	432	66	57	51	6	5	4	–	42	36
1623	613	544	456	613	506	433	573	477	396	35	27	36	5	2	1	–	38	23
1629	571	517	557	571	485	508	506	432	448	61	52	54	4	1	6	–	32	49
1710	575	644	594	575	634	588	539	585	531	35	44	54	1	5	3	–	10	6
1721	1.260	1.266	1.116	1.226	1.187	1.052	1.107	1.060	940	110	122	108	9	5	4	34	79	64
1722	74	98	76	74	81	64	66	68	60	8	13	4	–	–	–	–	17	12
1731	532	518	455	455	441	408	398	377	330	56	58	74	1	6	4	77	77	47
1732	132	100	126	123	90	118	104	68	83	18	20	34	1	2	1	9	10	8
1733	912	875	790	911	815	728	790	703	619	114	106	98	7	6	11	1	60	62
1741	608	471	318	476	408	278	409	345	227	59	52	49	8	11	2	132	63	40
1742	574	582	478	574	566	466	491	501	420	78	57	45	5	8	1	–	16	12
1749	423	408	350	397	352	294	301	299	243	86	50	48	10	3	3	26	56	56
1811	484	374	317	380	336	291	301	253	221	66	73	65	13	10	5	104	38	26
1812	644	450	337	310	287	274	215	193	197	81	85	74	14	9	3	334	163	63
1813	635	534	482	627	508	463	480	366	343	136	129	113	11	13	7	8	26	19
1821	153	130	126	143	123	123	98	74	81	45	46	36	–	3	6	10	7	3
1822	108	86	85	108	81	81	74	57	62	29	19	18	5	5	1	–	5	4
1830	32	23	19	32	22	18	19	20	9	6	2	9	7	–	–	–	1	1
1910	97	50	48	21	15	24	11	14	22	10	–	1	–	1	1	76	35	24
1921	1.000	991	792	990	974	777	724	714	522	237	242	238	29	18	17	10	17	15
1922	166	146	111	166	142	109	116	122	87	47	20	21	3	–	1	–	4	2
1931	4.832	4.380	3.656	4.676	4.092	3.412	4.375	3.839	3.188	295	246	217	6	7	7	156	288	244
1932	131	152	64	101	131	57	84	121	47	16	10	10	1	–	–	30	21	7
2011	37	25	26	37	23	26	30	21	21	6	2	5	1	–	–	–	2	–
2012	35	46	47	35	45	47	27	36	39	5	9	8	3	–	–	–	1	–
2013	998	993	818	998	964	790	855	853	687	138	100	97	5	11	6	–	29	28
2014	69	62	61	69	61	59	53	44	45	14	16	11	2	1	3	–	1	2
2019	203	212	182	203	209	173	174	171	149	26	31	19	3	7	5	–	3	9
2021	206	104	61	163	92	57	143	81	44	18	10	9	2	1	4	43	12	4
2022	94	65	72	53	50	54	46	43	46	7	5	5	–	2	3	41	15	18
2029	374	384	324	363	363	316	315	324	272	45	34	41	3	5	3	11	21	8
2031	202	157	115	167	139	106	152	117	87	13	20	16	2	2	3	35	18	9
2032	63	61	54	63	59	54	50	44	39	10	15	15	3	–	–	–	2	–
2033	40	47	35	40	47	35	32	44	31	8	3	4	–	–	–	–	–	–
2040	265	185	141	210	154	135	177	136	120	26	16	14	7	2	1	55	31	6

Capítulo 1 - Brasil e Grandes Regiões

1.1 - Quantidade de acidentes do trabalho, por situação do registro e motivo, segundo a Classificação Nacional de Atividades Econômicas (CNAE), no Brasil - 2014/2016

(continuação)

CNAE	QUANTIDADE DE ACIDENTES DO TRABALHO																	
	Total			Com CAT Registrada												Sem CAT Registrada		
				Total			Motivo											
							Típico			Trajeto			Doença do Trabalho					
	2014	2015	2016	2014	2015	2016	2014	2015	2016	2014	2015	2016	2014	2015	2016	2014	2015	2016
2051	94	73	93	94	64	87	78	54	70	14	10	14	2	–	3	–	9	6
2052	38	44	45	38	44	45	28	34	38	10	9	6	–	1	1	–	–	–
2061	408	331	321	408	315	298	324	229	230	77	84	65	7	2	3	–	16	23
2062	419	403	432	419	399	426	344	343	341	70	51	84	5	5	1	–	4	6
2063	815	772	781	815	734	734	615	539	534	166	163	166	34	32	34	–	38	47
2071	574	503	408	574	481	388	443	335	277	98	127	95	33	19	16	–	22	20
2072	25	24	22	25	24	22	22	16	16	3	7	5	–	1	1	–	–	–
2073	93	46	58	93	46	56	77	40	43	6	6	10	10	–	3	–	–	2
2091	181	159	120	118	114	104	95	94	86	21	17	17	2	3	1	63	45	16
2092	165	156	158	165	150	150	140	121	133	25	26	17	–	3	–	–	6	8
2093	186	156	164	186	153	162	143	119	130	38	32	32	5	2	–	–	3	2
2094	5	9	10	5	7	10	4	4	6	1	3	4	–	–	–	–	2	–
2099	868	812	725	868	786	697	715	625	588	128	135	97	25	26	12	–	26	28
2110	98	97	111	96	91	110	68	66	85	28	21	22	–	4	3	2	6	1
2121	1.273	1.373	1.324	1.242	1.313	1.283	893	1.006	941	294	284	313	55	23	29	31	60	41
2122	175	139	146	169	133	140	145	107	102	21	25	36	3	1	2	6	6	6
2123	15	18	14	15	12	11	11	9	4	3	3	7	1	–	–	–	6	3
2211	996	792	674	947	766	633	764	596	465	107	90	79	76	80	89	49	26	41
2212	311	317	303	306	296	285	246	241	237	52	50	45	8	5	3	5	21	18
2219	1.810	1.161	976	1.210	861	818	980	702	651	171	133	150	59	26	17	600	300	158
2221	582	564	456	573	535	433	479	374	353	58	76	49	36	85	31	9	29	23
2222	3.413	3.204	2.944	3.384	3.001	2.722	2.878	2.511	2.237	436	426	452	70	64	33	29	203	222
2223	586	506	416	586	486	396	485	393	306	86	60	65	15	33	25	–	20	20
2229	5.010	3.973	3.483	5.001	3.728	3.240	4.151	3.014	2.614	696	547	529	154	167	97	9	245	243
2311	989	794	736	923	748	695	810	656	595	97	74	88	16	18	12	66	46	41
2312	217	171	198	217	163	185	182	134	161	26	24	19	9	5	5	–	8	13
2319	422	458	376	422	442	351	361	383	282	58	53	68	3	6	1	–	16	25
2320	722	568	570	695	547	555	588	477	451	76	48	61	31	22	43	27	21	15
2330	2.668	2.289	2.040	2.668	2.145	1.895	2.291	1.833	1.554	324	256	279	53	56	62	–	144	145
2341	181	136	88	181	132	82	157	112	73	18	19	8	6	1	1	–	4	6
2342	2.678	2.476	2.120	2.678	2.274	1.899	2.302	1.958	1.595	348	300	273	28	16	31	–	202	221
2349	332	368	315	332	326	272	238	242	193	84	73	68	10	11	11	–	42	43
2391	951	928	888	951	890	852	800	734	689	142	147	154	9	9	9	–	38	36
2392	216	208	154	216	203	150	184	168	136	17	26	14	15	9	–	–	5	4
2399	580	537	435	580	511	421	476	424	350	97	77	69	7	10	2	–	26	14
2411	418	259	308	418	248	287	374	229	231	38	17	15	6	2	41	–	11	21
2412	318	180	204	316	172	195	296	151	174	17	8	17	3	13	4	2	8	9
2421	95	71	80	94	67	75	87	57	73	7	7	1	–	3	1	1	4	5
2422	542	527	441	524	522	436	411	382	320	90	91	87	23	49	29	18	5	5
2423	907	730	572	907	706	564	694	506	420	103	93	93	110	107	51	–	24	8
2424	579	426	374	579	408	353	487	338	287	50	49	54	42	21	12	–	18	21
2431	601	433	252	599	412	227	503	328	178	60	27	34	36	57	15	2	21	25
2439	126	97	49	126	95	46	108	82	41	12	11	5	6	2	–	–	2	3
2441	561	497	434	560	485	419	472	400	325	56	53	70	32	32	24	1	12	15
2442	13	10	14	11	6	14	7	4	11	3	2	2	1	–	1	2	4	–
2443	158	207	177	158	197	169	125	159	134	13	14	19	20	24	16	–	10	8
2449	282	229	204	282	206	190	247	181	169	28	16	15	7	9	6	–	23	14
2451	3.817	2.795	2.345	3.812	2.740	2.293	3.476	2.524	2.059	212	153	191	124	63	43	5	55	52
2452	511	412	360	449	357	324	366	285	278	50	41	36	33	31	10	62	55	36
2511	2.631	1.862	1.472	2.468	1.670	1.325	2.158	1.477	1.135	255	163	164	55	30	26	163	192	147
2512	1.409	1.234	1.039	1.388	1.187	986	1.129	1.017	811	231	162	166	28	8	9	21	47	53
2513	590	382	271	590	371	258	489	318	219	69	38	29	32	15	10	–	11	13
2521	359	273	229	342	260	210	299	227	184	37	26	25	6	7	1	17	13	19
2522	228	137	113	121	73	84	99	60	70	22	13	13	–	–	1	107	64	29
2531	277	211	202	277	203	197	229	164	148	29	21	41	19	18	8	–	8	5
2532	1.108	909	682	1.108	874	649	941	749	559	131	102	77	36	23	13	–	35	33
2539	1.650	1.242	1.024	1.650	1.166	971	1.395	941	765	204	179	184	51	46	22	–	76	53
2541	166	190	172	166	172	151	149	150	123	10	18	24	7	4	4	–	18	21
2542	819	724	573	819	698	550	681	583	453	110	96	83	28	19	14	–	26	23
2543	499	428	410	499	420	400	417	359	311	75	53	73	7	8	16	–	8	10
2550	317	330	238	317	300	208	241	242	168	49	41	23	27	17	17	–	30	30
2591	657	605	510	657	574	477	568	494	385	62	61	62	27	19	30	–	31	33
2592	747	594	566	747	560	545	640	469	460	94	73	74	13	18	11	–	34	21
2593	537	474	432	537	444	407	434	351	339	83	76	56	20	17	12	–	30	25
2599	3.146	2.603	2.161	3.146	2.490	2.064	2.723	2.122	1.728	360	320	297	63	48	39	–	113	97
2610	508	466	317	508	403	275	304	257	164	157	97	86	47	49	25	–	63	42
2621	227	177	167	227	147	144	120	88	66	84	47	66	23	12	12	–	30	23
2622	434	472	378	434	394	325	280	215	195	107	121	96	47	58	34	–	78	53
2631	86	80	66	86	76	61	64	52	46	20	19	13	2	5	2	–	4	5
2632	204	147	147	204	141	142	118	86	64	49	36	73	37	19	5	–	6	5
2640	761	694	392	761	636	350	502	371	245	113	111	74	146	154	31	–	58	42
2651	387	298	209	387	282	203	247	188	120	129	84	82	11	10	1	–	16	6
2652	10	10	10	10	10	6	7	9	4	2	1	2	1	–	–	–	–	4
2660	98	64	66	98	63	65	56	41	40	32	21	25	10	1	–	–	1	1
2670	17	28	20	17	23	16	12	12	7	2	7	8	3	4	1	–	5	4
2680	3	–	1	3	–	1	3	–	1	–	–	–	–	–	–	–	–	–

Capítulo 1 - Brasil e Grandes Regiões

1.1 - Quantidade de acidentes do trabalho, por situação do registro e motivo, segundo a Classificação Nacional de Atividades Econômicas (CNAE), no Brasil - 2014/2016

(continuação)

CNAE	QUANTIDADE DE ACIDENTES DO TRABALHO																	
	Total			Com CAT Registrada												Sem CAT Registrada		
				Total			Motivo											
							Típico			Trajeto			Doença do Trabalho					
	2014	2015	2016	2014	2015	2016	2014	2015	2016	2014	2015	2016	2014	2015	2016	2014	2015	2016
2710	1.018	819	687	1.018	776	635	791	583	438	198	163	178	29	30	19	–	43	52
2721	61	76	62	56	36	43	47	27	29	6	5	7	3	4	7	5	40	19
2722	241	193	187	222	156	154	166	117	112	37	19	35	19	20	7	19	37	33
2731	539	478	307	507	453	280	371	312	197	114	121	76	22	20	7	32	25	27
2732	228	180	186	228	164	164	159	116	109	55	40	46	14	8	9	–	16	22
2733	655	593	567	655	521	486	500	398	380	98	82	71	57	41	35	–	72	81
2740	254	195	140	254	185	134	200	146	109	49	35	21	5	4	4	–	10	6
2751	1.236	945	591	1.132	887	553	797	519	348	188	201	150	147	167	55	104	58	38
2759	291	279	228	291	247	207	221	169	154	52	59	44	18	19	9	–	32	21
2790	518	434	356	518	404	339	357	277	244	126	107	79	35	20	16	–	30	17
2811	344	232	209	270	205	187	227	176	166	31	22	16	12	7	5	74	27	22
2812	409	311	277	386	294	256	325	242	204	55	42	48	6	10	4	23	17	21
2813	331	312	258	325	281	234	257	214	185	63	61	45	5	6	4	6	31	24
2814	244	181	193	244	173	186	170	121	127	71	51	55	3	1	4	–	8	7
2815	268	262	272	268	248	240	212	196	185	50	38	42	6	14	13	–	14	32
2821	253	180	120	237	165	112	205	141	86	29	22	23	3	2	3	16	15	8
2822	813	627	461	803	602	429	664	501	344	119	78	76	20	23	9	10	25	32
2823	576	543	462	576	507	437	485	428	356	79	63	60	12	16	21	–	36	25
2824	208	196	114	208	141	94	155	91	61	31	24	12	22	26	21	–	55	20
2825	70	53	61	70	51	58	53	46	47	15	5	11	2	–	–	–	2	3
2829	1.632	1.389	957	1.632	1.335	899	1.351	1.082	745	237	214	140	44	39	14	–	54	58
2831	260	171	144	245	162	137	176	125	93	49	25	31	20	12	13	15	9	7
2832	59	51	38	59	48	35	52	38	31	7	10	4	–	–	–	–	3	3
2833	2.932	2.415	2.140	2.896	2.284	2.022	2.497	1.947	1.708	331	261	264	68	76	50	36	131	118
2840	554	482	361	554	471	349	463	403	295	83	58	50	8	10	4	–	11	12
2851	404	198	177	404	181	170	197	143	142	44	35	27	163	3	1	–	17	7
2852	215	170	109	215	167	105	191	147	94	24	18	10	–	2	1	–	3	4
2853	178	99	48	178	96	44	84	61	29	28	16	12	66	19	3	–	3	4
2854	281	205	158	281	196	148	236	160	123	39	30	17	6	6	8	–	9	10
2861	226	167	138	226	160	130	182	140	108	37	18	22	7	2	–	–	7	8
2862	576	450	438	576	431	399	494	360	322	76	64	69	6	7	8	–	19	39
2863	42	58	29	42	55	29	29	41	17	11	14	12	2	–	–	–	3	–
2864	53	42	29	53	42	29	43	32	21	6	7	6	4	3	2	–	–	–
2865	49	66	49	49	65	49	40	56	42	8	9	5	1	–	2	–	1	–
2866	70	37	30	70	36	28	57	24	18	13	12	10	–	–	–	–	1	2
2869	1.364	1.097	838	1.364	1.048	788	1.146	882	639	194	153	138	24	13	11	–	49	50
2910	3.145	2.145	1.843	3.115	2.037	1.744	2.033	1.252	1.157	437	340	280	645	445	307	30	108	99
2920	791	602	530	757	517	443	569	342	246	79	45	37	109	130	160	34	85	87
2930	2.916	2.178	1.811	2.916	2.087	1.761	2.668	1.901	1.598	191	141	123	57	45	40	–	91	50
2941	1.289	1.104	834	1.289	1.059	791	955	791	586	193	154	130	141	114	75	–	45	43
2942	586	558	447	586	538	431	443	406	338	76	63	48	67	69	45	–	20	16
2943	597	508	335	597	470	310	514	404	272	51	40	25	32	26	13	–	38	25
2944	497	364	305	497	329	278	402	246	221	62	51	46	33	32	11	–	35	27
2945	561	393	321	561	292	253	248	176	165	117	93	71	196	23	17	–	101	68
2949	4.961	4.093	3.569	4.961	3.842	3.365	3.835	2.954	2.658	703	584	469	423	304	238	–	251	204
2950	113	90	109	113	86	107	86	64	76	25	22	30	2	–	1	–	4	2
3011	2.325	1.877	1.080	2.325	1.818	1.040	2.040	1.556	854	208	165	132	77	97	54	–	59	40
3012	69	60	64	69	57	63	54	40	50	13	15	10	2	2	3	–	3	1
3031	235	169	156	235	154	138	157	94	97	30	29	18	48	31	23	–	15	18
3032	86	97	45	86	88	36	69	61	24	12	13	9	5	14	3	–	9	9
3041	351	325	258	351	318	250	254	251	188	53	36	38	44	31	24	–	7	8
3042	63	60	65	63	56	62	47	40	48	10	6	7	6	10	7	–	4	3
3091	517	486	276	517	472	264	365	263	154	94	96	69	58	113	41	–	14	12
3092	163	145	106	163	133	101	127	99	83	31	30	15	5	4	3	–	12	5
3099	122	101	73	122	99	71	98	70	54	16	8	10	8	21	7	–	2	2
3101	3.880	3.625	3.086	3.880	3.338	2.834	3.186	2.777	2.336	612	511	458	82	50	40	–	287	252
3102	1.024	712	546	1.024	664	514	864	537	417	125	112	86	35	15	11	–	48	32
3103	133	112	104	133	92	95	106	77	69	24	15	24	3	–	2	–	20	9
3104	563	454	455	563	414	414	430	328	315	113	78	88	20	8	11	–	40	41
3211	63	75	59	63	71	57	28	32	24	33	39	33	2	–	–	–	4	2
3212	90	57	65	73	49	63	38	30	28	34	19	35	1	–	–	17	8	2
3220	47	38	31	47	37	30	37	32	27	7	4	2	3	1	1	–	1	1
3230	517	328	170	91	62	51	75	54	37	14	7	12	2	1	2	426	266	119
3240	256	249	212	256	229	188	208	195	156	48	32	28	–	2	4	–	20	24
3250	841	796	685	841	761	652	541	516	421	249	218	217	51	27	14	–	35	33
3291	320	186	125	136	109	114	115	87	94	18	20	17	3	2	3	184	77	11
3292	227	167	130	227	152	121	173	116	87	48	35	25	6	1	9	–	15	9
3299	649	604	524	649	582	497	524	453	372	108	120	116	17	9	9	–	22	27
3311	146	111	92	146	103	84	128	82	72	15	21	8	3	–	4	–	8	8
3312	86	105	80	86	101	79	51	61	53	30	38	25	5	2	1	–	4	1
3313	183	198	198	183	190	191	142	129	134	39	55	55	2	6	2	–	8	7
3314	1.259	1.149	1.028	1.259	1.096	972	994	847	727	240	225	231	25	24	14	–	53	56
3315	60	54	52	60	51	44	43	33	32	11	15	10	6	3	2	–	3	8
3316	312	322	309	312	319	306	247	255	215	57	54	71	8	10	20	–	3	3
3317	254	141	89	254	135	86	215	103	68	29	31	16	10	1	2	–	6	3
3319	96	171	120	96	161	113	75	126	86	20	34	24	1	1	3	–	10	7

Capítulo 1 - Brasil e Grandes Regiões

1.1 - Quantidade de acidentes do trabalho, por situação do registro e motivo, segundo a Classificação Nacional de Atividades Econômicas (CNAE), no Brasil - 2014/2016

(continuação)

CNAE	QUANTIDADE DE ACIDENTES DO TRABALHO																	
	Total			Com CAT Registrada												Sem CAT Registrada		
				Total			Motivo											
							Típico			Trajeto			Doença do Trabalho					
	2014	2015	2016	2014	2015	2016	2014	2015	2016	2014	2015	2016	2014	2015	2016	2014	2015	2016
3321	295	314	237	295	293	212	230	233	161	60	58	49	5	2	2	–	21	25
3329	173	163	156	173	157	145	127	118	103	43	38	42	3	1	–	–	6	11
3511	1.115	1.021	834	860	853	742	687	701	582	161	135	137	12	17	23	255	168	92
3512	199	216	243	185	201	238	129	159	177	51	38	58	5	4	3	14	15	5
3513	35	18	33	35	18	33	18	9	20	15	9	12	2	–	1	–	–	–
3514	1.472	1.596	1.489	1.472	1.575	1.462	1.016	1.097	984	403	418	416	53	60	62	–	21	27
3520	48	41	40	48	41	40	33	32	25	15	9	13	–	–	2	–	–	–
3530	8	13	7	8	12	7	7	9	6	1	3	1	–	–	–	–	1	–
3600	2.837	2.705	2.899	2.837	2.622	2.824	2.263	2.128	2.221	525	456	548	49	38	55	–	83	75
3701	104	124	115	104	121	109	82	91	80	20	30	28	2	–	1	–	3	6
3702	394	352	205	394	340	191	351	308	158	40	31	31	3	1	2	–	12	14
3811	6.281	6.385	6.168	6.281	6.116	5.889	5.519	5.360	5.216	708	655	629	54	101	44	–	269	279
3812	136	104	124	136	98	117	117	86	102	17	12	15	2	–	–	–	6	7
3821	1.185	743	560	1.185	718	546	977	550	420	190	148	111	18	20	15	–	25	14
3822	300	325	319	300	313	306	270	288	276	30	24	29	–	1	1	–	12	13
3831	233	198	169	233	182	152	197	154	129	33	23	22	3	5	1	–	16	17
3832	240	226	270	240	212	257	202	179	227	37	27	21	1	6	9	–	14	13
3839	381	404	342	381	368	276	321	325	230	55	41	45	5	2	1	–	36	66
3900	38	35	32	38	35	31	30	23	18	7	12	13	1	–	–	–	–	1
4110	4.185	4.408	3.870	4.185	4.223	3.737	3.502	3.674	3.201	634	498	499	49	51	37	–	185	133
4120	15.486	13.559	10.533	15.402	12.393	9.549	12.643	10.159	7.740	2.502	2.036	1.677	257	198	132	84	1.166	984
4211	4.593	3.799	3.069	4.577	3.494	2.813	3.949	3.069	2.458	595	393	326	33	32	29	16	305	256
4212	1.681	1.424	892	1.680	1.346	825	1.475	1.177	721	170	144	72	35	25	32	1	78	67
4213	695	627	694	695	587	642	569	484	522	118	96	114	8	7	6	–	40	52
4221	8.011	6.208	4.675	5.234	4.327	3.563	4.545	3.760	3.045	635	520	492	54	47	26	2.777	1.881	1.112
4222	558	620	721	558	556	679	480	456	549	76	92	123	2	8	7	–	64	42
4223	214	113	76	117	68	43	93	55	35	24	12	8	–	1	–	97	45	33
4291	212	119	45	212	116	39	191	102	32	15	6	5	6	8	2	–	3	6
4292	2.399	1.681	1.189	2.399	1.507	997	2.114	1.305	851	261	187	141	24	15	5	–	174	192
4299	2.749	1.988	1.417	2.749	1.798	1.274	2.281	1.530	1.052	428	234	204	40	34	18	–	190	143
4311	65	64	47	65	56	44	46	48	30	16	8	13	3	–	1	–	8	3
4312	112	111	95	112	105	87	89	93	77	21	12	9	2	–	1	–	6	8
4313	1.140	1.069	923	1.140	976	848	920	805	688	201	160	153	19	11	7	–	93	75
4319	54	63	41	54	61	36	44	56	32	6	5	4	4	–	–	–	2	5
4321	2.057	1.999	1.863	2.057	1.900	1.752	1.500	1.415	1.231	531	463	505	26	22	16	–	99	111
4322	876	757	733	876	721	683	617	471	441	243	229	239	16	21	3	–	36	50
4329	858	886	772	858	798	695	637	576	509	213	206	172	8	16	14	–	88	77
4330	1.698	1.302	1.078	1.698	1.216	1.005	1.314	900	749	337	279	238	47	37	18	–	86	73
4391	689	545	378	689	518	341	634	465	304	48	46	31	7	7	6	–	27	37
4399	2.330	1.992	1.675	2.330	1.880	1.555	1.877	1.510	1.226	412	337	299	41	33	30	–	112	120
4511	2.365	2.024	1.875	2.357	1.928	1.812	1.497	1.207	1.087	819	698	709	41	23	16	8	96	63
4512	347	215	160	34	22	33	29	17	22	5	5	11	–	–	–	313	193	127
4520	1.791	1.579	1.617	1.791	1.515	1.572	1.265	1.070	1.083	485	411	453	41	34	36	–	64	45
4530	4.120	3.713	3.731	4.120	3.559	3.630	2.749	2.373	2.367	1.291	1.132	1.208	80	54	55	–	154	101
4541	744	660	577	632	559	500	254	214	175	371	338	316	7	7	9	112	101	77
4542	18	7	6	4	4	5	3	2	4	1	2	1	–	–	–	14	3	1
4543	58	41	46	39	28	36	15	14	17	24	14	19	–	–	–	19	13	10
4611	33	33	44	32	30	44	21	24	37	10	6	6	1	–	1	1	3	–
4612	8	9	15	8	7	15	7	4	14	–	3	1	1	–	–	–	2	–
4613	13	15	8	13	13	7	10	10	4	3	3	3	–	–	–	–	2	1
4614	20	12	14	20	12	14	12	7	7	7	5	6	1	–	1	–	–	–
4615	6	3	5	6	3	5	4	2	1	2	–	4	–	1	–	–	–	–
4616	15	13	11	15	10	6	6	7	2	9	3	4	–	–	–	–	3	5
4617	81	72	76	81	62	66	46	29	31	33	33	34	2	–	1	–	10	10
4618	17	20	20	17	20	19	12	7	10	5	12	8	–	1	1	–	–	1
4619	51	51	62	51	45	57	27	27	32	19	16	24	5	2	1	–	6	5
4621	219	190	193	219	178	180	188	151	139	27	26	41	4	1	–	–	12	13
4622	200	219	227	200	208	212	158	171	179	42	37	32	–	–	1	–	11	15
4623	706	702	657	706	655	624	572	512	492	130	133	130	4	10	2	–	47	33
4631	191	203	196	191	188	181	112	127	110	69	58	70	10	3	1	–	15	15
4632	417	427	427	417	397	402	332	304	322	82	84	77	3	9	3	–	30	25
4633	485	546	559	485	517	533	346	370	375	131	132	149	8	15	9	–	29	26
4634	543	513	511	543	468	471	415	340	341	109	118	126	19	10	4	–	45	40
4635	2.877	2.913	2.860	2.877	2.704	2.623	1.965	1.860	1.731	743	708	766	169	136	126	–	209	237
4636	83	76	86	83	64	68	52	40	41	29	22	26	2	2	1	–	12	18
4637	541	516	577	541	482	532	343	296	310	192	174	210	6	12	12	–	34	45
4639	1.604	1.578	1.610	1.604	1.456	1.503	1.065	982	985	508	452	499	31	22	19	–	122	107
4641	165	127	114	165	119	104	108	80	57	54	37	44	3	2	3	–	8	10
4642	180	182	132	180	170	127	87	98	67	87	65	58	6	7	2	–	12	5
4643	51	44	42	51	42	41	32	23	23	19	18	17	–	1	1	–	2	1
4644	442	506	541	442	479	514	254	275	288	177	195	216	11	9	10	–	27	27
4645	219	244	225	219	232	216	107	114	104	105	112	109	7	6	3	–	12	9
4646	371	439	421	371	419	399	194	224	196	167	185	192	10	10	11	–	20	22
4647	240	209	181	240	195	173	150	106	98	85	84	71	5	5	4	–	14	8
4649	627	714	584	627	656	544	396	395	319	212	244	213	19	17	12	–	58	40
4651	113	104	135	113	95	131	58	35	59	53	57	70	2	3	2	–	9	4

Capítulo 1 - Brasil e Grandes Regiões

1.1 - Quantidade de acidentes do trabalho, por situação do registro e motivo, segundo a Classificação Nacional de Atividades Econômicas (CNAE), no Brasil - 2014/2016

(continuação)

CNAE	QUANTIDADE DE ACIDENTES DO TRABALHO																	
	Total			Com CAT Registrada												Sem CAT Registrada		
				Total			Motivo											
							Típico			Trajeto			Doença do Trabalho					
	2014	2015	2016	2014	2015	2016	2014	2015	2016	2014	2015	2016	2014	2015	2016	2014	2015	2016
4652	72	57	62	72	54	62	31	33	31	41	20	31	–	1	–	–	3	–
4661	477	449	458	477	431	443	378	326	345	95	104	92	4	1	6	–	18	15
4662	213	164	132	213	157	120	161	128	87	49	25	30	3	4	3	–	7	12
4663	388	323	261	388	310	251	269	227	176	98	76	72	21	7	3	–	13	10
4664	70	38	53	70	37	52	39	21	29	27	16	23	4	–	–	–	1	1
4665	78	63	60	78	62	57	58	38	28	19	23	28	1	1	1	–	1	3
4669	393	324	279	393	307	258	257	183	163	128	113	90	8	11	5	–	17	21
4671	282	258	245	282	234	229	236	196	196	40	36	33	6	2	–	–	24	16
4672	452	396	380	452	382	359	356	306	285	92	72	72	4	4	2	–	14	21
4673	115	132	112	115	121	108	95	78	71	20	40	35	–	3	2	–	11	4
4674	96	89	81	96	82	77	79	64	56	17	17	19	–	1	2	–	7	4
4679	841	782	662	841	757	633	687	615	495	141	130	129	13	12	9	–	25	29
4681	293	274	262	293	262	250	195	184	167	93	76	79	5	2	4	–	12	12
4682	694	721	640	694	697	611	583	582	508	96	95	95	15	20	8	–	24	29
4683	276	249	333	276	242	326	210	153	242	63	89	82	3	–	2	–	7	7
4684	215	191	167	215	188	162	165	134	116	46	50	45	4	4	1	–	3	5
4685	434	401	347	434	381	332	377	339	278	51	39	49	6	3	5	–	20	15
4686	283	267	248	283	257	239	221	210	192	58	46	46	4	1	1	–	10	9
4687	987	917	803	987	859	764	849	756	672	128	98	88	10	5	4	–	58	39
4689	594	533	487	594	506	463	428	411	319	159	90	137	7	5	7	–	27	24
4691	680	766	865	680	710	803	502	532	594	161	168	198	17	10	11	–	56	62
4692	74	93	102	74	87	96	56	59	66	17	28	29	1	–	1	–	6	6
4693	959	1.016	825	959	939	754	696	683	512	249	247	231	14	9	11	–	77	71
4711	19.226	20.317	20.465	19.226	18.466	18.748	15.510	14.774	14.777	3.436	3.428	3.766	280	264	205	–	1.851	1.717
4712	1.451	1.494	1.503	1.451	1.425	1.461	1.060	1.008	1.023	342	375	398	49	42	40	–	69	42
4713	1.151	1.190	1.010	1.151	1.128	957	704	693	546	415	406	389	32	29	22	–	62	53
4721	1.333	1.190	1.264	1.333	1.139	1.218	966	847	833	335	274	353	32	18	32	–	51	46
4722	808	803	934	808	765	915	649	594	729	144	157	176	15	14	10	–	38	19
4723	358	374	358	358	353	333	231	207	202	117	139	120	10	7	11	–	21	25
4724	425	443	422	425	422	414	315	315	293	107	98	113	3	9	8	–	21	8
4729	900	919	890	900	866	850	600	610	561	277	246	277	23	10	12	–	53	40
4731	2.037	2.037	1.965	2.037	1.946	1.917	1.033	994	976	971	924	914	33	28	27	–	91	48
4732	45	45	53	45	41	53	32	27	32	13	13	21	–	1	–	–	4	–
4741	267	262	227	267	251	216	158	136	118	109	112	97	–	3	1	–	11	11
4742	481	441	389	481	424	371	343	278	252	129	142	118	9	4	1	–	17	18
4743	636	529	483	636	505	467	528	406	359	96	91	103	12	8	5	–	24	16
4744	6.289	5.533	5.196	6.289	5.246	4.944	4.824	4.008	3.727	1.336	1.125	1.142	129	113	75	–	287	252
4751	637	605	611	637	580	594	295	270	283	329	304	294	13	6	17	–	25	17
4752	341	321	313	341	309	303	165	158	140	166	146	158	10	5	5	–	12	10
4753	2.080	1.703	1.396	2.080	1.580	1.311	1.244	921	804	707	568	471	129	91	36	–	123	85
4754	1.361	1.284	1.132	1.361	1.221	1.107	853	749	686	473	443	405	35	29	16	–	63	25
4755	383	310	287	383	298	283	212	151	131	157	138	147	14	9	5	–	12	4
4756	21	15	12	21	15	12	10	7	2	11	7	10	–	1	–	–	–	–
4757	227	185	192	227	181	186	144	107	115	81	72	69	2	2	2	–	4	6
4759	464	488	471	464	472	460	299	296	284	153	167	165	12	9	11	–	16	11
4761	426	384	407	426	364	394	242	197	200	176	155	184	8	12	10	–	20	13
4762	9	3	7	9	3	7	3	1	1	5	2	6	1	–	–	–	–	–
4763	404	372	344	404	358	337	228	203	174	171	151	152	5	4	11	–	14	7
4771	2.275	2.178	2.285	2.275	2.114	2.248	1.294	1.152	1.257	948	936	971	33	26	20	–	64	37
4772	305	334	375	305	318	370	147	150	162	146	160	206	12	8	2	–	16	5
4773	84	62	77	84	60	74	38	36	33	41	21	39	5	3	2	–	2	3
4774	168	143	143	168	140	140	72	57	42	91	79	97	5	4	1	–	3	3
4781	2.403	2.349	2.275	2.403	2.227	2.212	1.318	1.233	1.169	1.020	928	983	65	66	60	–	122	63
4782	814	884	839	814	851	814	461	503	426	328	332	372	25	16	16	–	33	25
4783	98	85	71	98	81	71	39	36	32	58	42	37	1	3	2	–	4	–
4784	647	673	575	647	650	559	437	442	403	195	193	149	15	15	7	–	23	16
4785	56	48	46	56	46	44	42	39	32	14	7	11	–	–	1	–	2	2
4789	2.862	2.463	2.339	2.862	2.362	2.260	1.903	1.523	1.373	904	785	834	55	54	53	–	101	79
4911	622	562	462	622	544	441	479	443	343	119	89	85	24	12	13	–	18	21
4912	1.277	1.306	1.352	1.277	1.297	1.346	990	1.007	1.038	276	271	296	11	19	12	–	9	6
4921	4.751	5.323	5.275	4.751	4.670	4.614	3.076	3.141	3.012	1.514	1.376	1.427	161	153	175	–	653	661
4922	1.149	1.117	1.022	1.149	976	857	793	642	594	331	315	223	25	19	40	–	141	165
4923	166	122	84	166	118	82	83	51	42	77	63	38	6	4	2	–	4	2
4924	58	43	50	58	42	47	34	24	26	22	16	19	2	2	2	–	1	3
4929	521	525	476	521	459	427	332	282	263	175	162	158	14	15	6	–	66	49
4930	13.771	13.028	12.322	13.765	12.034	11.326	10.422	9.073	8.490	3.160	2.772	2.678	183	189	158	6	994	996
4940	238	199	140	238	197	140	201	151	96	34	46	43	3	–	1	–	2	–
4950	2	2	5	2	2	5	2	1	2	–	1	3	–	–	–	–	–	–
5011	68	72	68	68	65	63	59	61	58	9	3	5	–	1	–	–	7	5
5012	21	18	35	21	16	33	19	13	31	2	3	2	–	–	–	–	2	2
5021	239	245	225	239	224	201	204	192	173	34	29	25	1	3	3	–	21	24
5022	9	25	36	9	25	33	6	18	30	3	5	3	–	2	–	–	–	3
5030	534	500	376	465	418	329	433	354	290	27	60	32	5	4	7	69	82	47
5091	62	53	20	62	52	19	50	39	13	11	12	6	1	1	–	–	1	1
5099	1	2	9	1	2	9	–	2	7	1	–	2	–	–	–	–	–	–
5111	1.326	1.034	720	923	763	660	594	470	374	326	280	263	3	13	23	403	271	60

Capítulo 1 - Brasil e Grandes Regiões

1.1 - Quantidade de acidentes do trabalho, por situação do registro e motivo, segundo a Classificação Nacional de Atividades Econômicas (CNAE), no Brasil - 2014/2016

(continuação)

CNAE	QUANTIDADE DE ACIDENTES DO TRABALHO																	
	Total			Com CAT Registrada												Sem CAT Registrada		
				Total			Motivo											
							Típico			Trajeto			Doença do Trabalho					
	2014	2015	2016	2014	2015	2016	2014	2015	2016	2014	2015	2016	2014	2015	2016	2014	2015	2016
5112	122	83	50	63	43	46	42	29	26	20	13	20	1	1	–	59	40	4
5120	46	31	33	31	29	29	21	15	21	10	14	8	–	–	–	15	2	4
5211	1.716	1.671	1.594	1.618	1.507	1.479	1.265	1.161	1.106	345	335	358	8	11	15	98	164	115
5212	1.166	914	672	596	527	477	448	407	343	137	113	127	11	7	7	570	387	195
5221	597	672	633	569	596	593	457	487	483	110	108	104	2	1	6	28	76	40
5222	161	166	157	156	160	151	102	95	91	53	64	57	1	1	3	5	6	6
5223	437	465	600	428	438	579	195	209	293	226	221	280	7	8	6	9	27	21
5229	424	430	478	405	397	453	287	278	323	112	112	120	6	7	10	19	33	25
5231	880	963	906	870	916	859	613	689	601	250	223	251	7	4	7	10	47	47
5232	184	107	105	119	76	96	86	51	56	33	24	39	–	1	1	65	31	9
5239	91	65	57	91	65	54	75	52	41	15	13	12	1	–	1	–	–	3
5240	883	802	770	883	770	736	616	541	506	253	214	203	14	15	27	–	32	34
5250	898	711	532	895	647	480	626	415	275	258	222	197	11	10	8	3	64	52
5310	13.334	14.364	13.534	13.334	14.243	13.412	11.337	12.146	11.354	1.266	1.211	1.196	731	886	862	–	121	122
5320	1.111	933	886	1.111	863	829	664	490	492	439	361	330	8	12	7	–	70	57
5510	2.476	2.666	2.793	2.476	2.497	2.656	1.779	1.839	1.882	638	624	713	59	34	61	–	169	137
5590	66	76	81	66	68	81	46	48	55	12	18	25	8	2	1	–	8	–
5611	8.871	8.840	9.332	8.871	8.436	9.080	6.445	6.110	6.299	2.243	2.164	2.636	183	162	145	–	404	252
5612	49	47	35	49	47	34	33	31	21	13	13	12	3	3	1	–	–	1
5620	5.069	4.418	4.372	5.069	3.936	3.924	4.030	3.020	2.954	959	843	923	80	73	47	–	482	448
5811	79	61	70	79	58	70	41	38	40	35	19	29	3	1	1	–	3	–
5812	55	65	56	55	62	54	32	39	33	22	22	21	1	1	–	–	3	2
5813	12	15	7	12	14	7	5	7	2	7	7	5	–	–	–	–	1	–
5819	19	18	14	19	18	14	9	10	4	10	7	10	–	1	–	–	–	–
5821	178	117	97	178	110	95	129	82	62	46	25	33	3	3	–	–	7	2
5822	260	259	225	260	248	211	165	144	123	93	97	85	2	7	3	–	11	14
5823	34	33	19	34	32	18	23	22	15	11	10	3	–	–	–	–	1	1
5829	204	174	159	204	169	156	151	135	121	50	33	34	3	1	1	–	5	3
5911	43	30	34	31	25	34	16	12	13	14	12	21	1	1	–	12	5	–
5912	2	4	3	2	4	3	–	1	1	1	3	2	1	–	–	–	–	–
5913	3	2	2	3	2	2	2	1	–	–	1	2	1	–	–	–	–	–
5914	110	107	112	110	105	112	91	72	77	17	33	34	2	–	1	–	2	–
5920	6	9	4	6	8	3	2	4	2	4	3	1	–	1	–	–	1	1
6010	122	81	90	62	57	63	30	20	20	27	34	43	5	3	–	60	24	27
6021	611	690	567	566	632	532	374	420	333	175	191	189	17	21	10	45	58	35
6022	27	26	23	21	15	14	7	10	10	13	5	2	1	–	2	6	11	9
6110	579	653	654	579	603	632	372	391	387	180	177	228	27	35	17	–	50	22
6120	315	687	631	315	614	562	116	317	293	184	287	259	15	10	10	–	73	69
6130	6	5	7	6	5	7	2	3	3	4	2	4	–	–	–	–	–	–
6141	387	67	68	382	62	63	223	39	41	159	21	20	–	2	2	5	5	5
6142	4	4	–	4	4	–	2	4	–	2	–	–	–	–	–	–	–	–
6143	9	29	19	9	20	17	3	11	5	6	8	11	–	1	1	–	9	2
6190	633	555	628	633	517	589	471	373	439	148	135	146	14	9	4	–	38	39
6201	1.777	898	549	307	338	337	83	88	82	214	236	246	10	14	9	1.470	560	212
6202	119	124	106	119	122	101	32	39	26	82	80	75	5	3	–	–	2	5
6203	151	174	149	151	162	141	40	41	30	106	115	105	5	6	6	–	12	8
6204	342	341	327	342	322	310	110	95	82	223	214	225	9	13	3	–	19	17
6209	379	373	379	379	357	366	150	129	143	221	214	215	8	14	8	–	16	13
6311	359	301	315	254	232	283	95	82	123	154	142	156	5	8	4	105	69	32
6319	26	43	58	26	37	55	6	12	15	20	25	37	–	–	3	–	6	3
6391	5	3	7	5	3	6	3	2	1	2	1	5	–	–	–	–	–	1
6399	35	28	36	35	28	33	16	7	12	19	20	20	–	1	1	–	–	3
6410	8	5	7	8	5	7	8	5	6	–	–	–	–	–	1	–	–	–
6421	742	840	561	742	796	528	506	596	368	77	105	88	159	95	72	–	44	33
6422	4.800	5.699	5.239	4.800	4.853	4.450	1.438	1.500	1.264	727	793	730	2.635	2.560	2.456	–	846	789
6423	642	714	469	642	661	427	369	380	229	195	171	137	78	110	61	–	53	42
6424	100	148	147	100	138	135	31	44	48	60	74	81	9	20	6	–	10	12
6431	8	24	24	8	23	24	3	7	4	4	13	17	1	3	3	–	1	–
6432	4	2	3	4	2	3	4	1	–	–	1	2	–	–	1	–	–	–
6433	58	34	55	58	33	54	14	5	8	43	28	46	1	–	–	–	1	1
6434	12	7	8	12	6	8	5	4	–	7	1	7	–	1	1	–	1	–
6435	22	9	6	3	3	3	2	2	2	1	–	–	–	1	1	19	6	3
6436	39	37	29	39	35	29	20	17	6	16	11	10	3	7	13	–	2	–
6437	–	5	4	–	4	4	–	1	3	–	3	1	–	–	–	–	1	–
6440	1	4	1	1	4	1	1	3	1	–	1	–	–	–	–	–	–	–
6450	2	7	9	2	7	9	–	3	4	2	4	4	–	–	1	–	–	–
6461	3	6	1	3	6	1	1	5	1	2	1	–	–	–	–	–	–	–
6462	287	243	232	287	236	229	179	149	148	105	84	78	3	3	3	–	7	3
6463	42	52	70	42	50	67	29	35	52	13	13	14	–	2	1	–	2	3
6470	7	7	15	7	7	15	7	7	14	–	–	1	–	–	–	–	–	–
6491	14	11	14	14	11	14	3	7	2	11	4	12	–	–	–	–	–	–
6492	1	3	1	1	3	1	–	1	–	1	2	1	–	–	–	–	–	–
6493	56	49	67	56	45	66	20	18	22	36	27	44	–	–	–	–	4	1
6499	28	29	24	28	28	24	8	11	6	18	17	18	2	–	–	–	1	–
6511	72	78	79	72	78	77	28	21	33	39	55	43	5	2	1	–	–	2
6512	156	122	171	156	118	164	48	39	52	100	77	106	8	2	6	–	4	7

Capítulo 1 - Brasil e Grandes Regiões

1.1 - Quantidade de acidentes do trabalho, por situação do registro e motivo, segundo a Classificação Nacional de Atividades Econômicas (CNAE), no Brasil - 2014/2016

(continuação)

CNAE	QUANTIDADE DE ACIDENTES DO TRABALHO																	
	Total			Com CAT Registrada												Sem CAT Registrada		
				Total			Motivo											
							Típico			Trajeto			Doença do Trabalho					
	2014	2015	2016	2014	2015	2016	2014	2015	2016	2014	2015	2016	2014	2015	2016	2014	2015	2016
6520	20	24	15	20	24	14	6	5	4	14	17	10	–	2	–	–	–	1
6530	10	5	2	10	5	2	7	5	–	3	–	2	–	–	–	–	–	–
6541	67	61	75	67	59	73	20	19	19	44	38	47	3	2	7	–	2	2
6542	16	15	15	16	15	15	7	6	3	7	8	12	2	1	–	–	–	–
6550	1.208	1.338	1.410	1.208	1.283	1.360	673	743	807	519	528	541	16	12	12	–	55	50
6611	11	15	7	8	3	5	6	–	4	2	3	1	–	–	–	3	12	2
6612	37	46	34	32	44	34	6	11	19	26	31	13	–	2	2	5	2	–
6613	130	73	24	55	43	21	32	25	7	22	18	14	1	–	–	75	30	3
6619	110	102	98	110	91	92	48	34	46	55	48	39	7	9	7	–	11	6
6621	31	31	21	9	11	9	4	4	3	4	7	6	1	–	–	22	20	12
6622	115	131	133	114	122	130	27	29	33	81	88	94	6	5	3	1	9	3
6629	29	36	14	29	32	14	8	5	3	18	27	10	3	–	1	–	4	–
6630	125	89	37	7	12	22	5	9	18	2	3	4	–	–	–	118	77	15
6810	741	650	600	741	617	579	534	513	465	115	94	107	92	10	7	–	33	21
6821	218	228	234	218	218	227	107	117	105	108	95	120	3	6	2	–	10	7
6822	329	353	396	329	336	381	219	211	226	106	123	146	4	2	9	–	17	15
6911	226	266	231	226	258	224	61	89	77	159	164	144	6	5	3	–	8	7
6912	85	73	93	85	73	93	21	22	33	63	49	59	1	2	1	–	–	–
6920	1.165	1.094	1.140	1.165	1.072	1.127	395	325	329	749	727	777	21	20	21	–	22	13
7010	26	27	12	14	6	6	13	5	6	–	1	–	1	–	–	12	21	6
7020	509	584	558	507	555	532	208	216	186	287	319	339	12	20	7	2	29	26
7111	74	62	50	74	53	47	54	39	39	19	14	8	1	–	–	–	9	3
7112	2.858	2.602	2.185	2.858	2.401	2.026	2.071	1.746	1.466	753	621	537	34	34	23	–	201	159
7119	443	279	222	443	262	211	305	178	143	130	82	66	8	2	2	–	17	11
7120	221	215	246	221	210	239	124	121	126	91	84	107	6	5	6	–	5	7
7210	647	563	533	613	545	519	472	416	375	131	118	134	10	11	10	34	18	14
7220	67	41	23	37	22	15	27	12	13	10	9	2	–	1	–	30	19	8
7311	145	102	76	56	60	66	18	19	23	36	40	43	2	1	–	89	42	10
7312	55	59	55	55	57	55	35	43	39	20	14	16	–	–	–	–	2	–
7319	294	367	340	294	339	313	127	170	132	161	166	178	6	3	3	–	28	27
7320	92	60	41	56	46	37	24	15	10	32	31	26	–	–	1	36	14	4
7410	22	36	28	22	35	26	12	25	23	10	10	3	–	–	–	–	1	2
7420	150	179	116	76	61	68	42	38	37	32	18	29	2	5	2	74	118	48
7490	583	685	578	583	558	477	318	349	288	241	193	177	24	16	12	–	127	101
7500	61	52	53	61	51	52	43	37	25	16	11	26	2	3	1	–	1	1
7711	396	420	385	396	389	355	227	207	209	154	164	140	15	18	6	–	31	30
7719	95	70	47	95	63	43	71	48	34	21	14	7	3	1	2	–	7	4
7721	9	12	12	9	12	11	6	7	6	2	4	4	1	1	1	–	–	1
7722	25	33	16	25	32	16	14	17	10	11	14	6	–	1	–	–	1	–
7723	43	62	55	43	56	47	22	38	30	19	16	15	2	2	2	–	6	8
7729	88	79	73	88	73	71	64	48	48	24	25	20	–	–	3	–	6	2
7731	58	41	33	58	37	32	48	28	26	10	9	6	–	–	–	–	4	1
7732	827	835	743	827	771	703	636	585	539	178	178	161	13	8	3	–	64	40
7733	97	100	94	79	79	89	29	23	38	50	55	51	–	1	–	18	21	5
7739	655	701	613	655	670	595	487	516	441	158	141	148	10	13	6	–	31	18
7740	29	30	36	29	30	36	13	12	10	15	18	24	1	–	2	–	–	–
7810	584	679	568	584	569	460	237	201	186	333	357	264	14	11	10	–	110	108
7820	2.192	2.121	1.917	2.192	1.773	1.539	1.071	777	681	1.086	956	830	35	40	28	–	348	378
7830	651	771	885	651	636	732	314	308	343	322	316	370	15	12	19	–	135	153
7911	188	198	173	188	193	169	68	75	53	114	114	113	6	4	3	–	5	4
7912	4	5	4	4	4	4	3	2	2	1	2	2	–	–	–	–	1	–
7990	13	12	17	13	10	17	4	7	8	9	3	9	–	–	–	–	2	–
8011	3.363	3.550	3.291	3.344	2.940	2.684	994	837	734	2.321	2.067	1.924	29	36	26	19	610	607
8012	1.495	1.645	1.669	1.408	1.406	1.453	751	714	697	626	668	706	31	24	50	87	239	216
8020	577	606	595	577	566	563	316	322	312	259	243	247	2	1	4	–	40	32
8030	195	219	116	–	2	2	–	1	2	–	1	–	–	–	–	195	217	114
8111	954	1.084	1.165	954	952	1.027	418	419	417	505	507	591	31	26	19	–	132	138
8112	3.323	3.436	3.619	3.323	3.300	3.535	2.342	2.314	2.432	897	915	1.037	84	71	66	–	136	84
8121	4.645	5.121	4.864	4.640	3.912	3.740	2.610	2.171	1.962	1.916	1.644	1.710	114	97	68	5	1.209	1.124
8122	250	290	271	224	234	213	99	126	102	121	108	105	4	–	6	26	56	58
8129	1.148	1.136	1.397	1.148	1.020	1.265	845	725	958	264	270	292	39	25	15	–	116	132
8130	296	312	302	184	220	272	144	175	221	38	41	50	2	4	1	112	92	30
8211	1.441	1.559	1.573	1.251	1.276	1.348	699	658	705	524	587	607	28	31	36	190	283	225
8219	498	433	441	498	407	416	242	191	188	243	212	221	13	4	7	–	26	25
8220	2.603	3.318	3.311	2.578	2.571	2.643	825	776	780	1.587	1.624	1.727	166	171	136	25	747	668
8230	213	258	252	213	243	240	138	165	153	67	71	82	8	7	5	–	15	12
8291	547	407	337	355	277	294	119	91	90	212	174	195	24	12	9	192	130	43
8292	180	200	157	180	184	146	146	144	94	28	37	46	6	3	6	–	16	11
8299	2.546	2.338	2.200	2.546	2.079	1.983	1.512	1.260	1.116	979	778	846	55	41	21	–	259	217
8411	13.829	15.344	14.500	13.829	13.201	12.636	10.508	10.104	9.603	3.110	2.912	2.869	211	185	164	–	2.143	1.864
8412	243	367	448	243	231	274	170	174	209	69	55	59	4	2	6	–	136	174
8413	106	62	95	106	62	94	64	38	63	41	24	31	1	–	–	–	–	1
8422	85	102	68	85	102	68	84	96	64	1	4	4	–	2	–	–	–	–
8423	87	83	61	87	70	55	62	54	46	22	12	8	3	4	1	–	13	6
8424	114	159	130	114	147	114	92	120	92	16	26	21	6	1	1	–	12	16
8425	1	1	–	1	1	–	1	1	–	–	–	–	–	–	–	–	–	–

Capítulo 1 - Brasil e Grandes Regiões

1.1 - Quantidade de acidentes do trabalho, por situação do registro e motivo, segundo a Classificação Nacional de Atividades Econômicas (CNAE), no Brasil - 2014/2016

(conclusão)

CNAE	QUANTIDADE DE ACIDENTES DO TRABALHO																	
	Total			Com CAT Registrada												Sem CAT Registrada		
				Total			Motivo											
							Típico			Trajeto			Doença do Trabalho					
	2014	2015	2016	2014	2015	2016	2014	2015	2016	2014	2015	2016	2014	2015	2016	2014	2015	2016
8430	54	54	41	54	52	38	46	38	26	8	10	12	–	4	–	–	2	3
8511	3.990	3.534	2.638	489	621	753	329	454	545	146	159	194	14	8	14	3.501	2.913	1.885
8512	519	589	619	506	552	598	348	379	412	135	158	168	23	15	18	13	37	21
8513	1.323	1.329	1.457	1.177	1.181	1.357	816	816	934	332	354	394	29	11	29	146	148	100
8520	662	694	762	662	632	723	462	472	489	184	152	223	16	8	11	–	62	39
8531	1.744	2.061	1.897	1.571	1.444	1.420	1.109	1.048	1.013	435	365	392	27	31	15	173	617	477
8532	1.573	1.729	1.694	1.510	1.626	1.633	1.118	1.208	1.181	365	389	417	27	29	35	63	103	61
8533	162	184	160	162	182	157	108	117	100	48	53	50	6	12	7	–	2	3
8541	130	128	144	130	123	141	85	79	84	44	43	53	1	1	4	–	5	3
8542	50	38	48	27	23	40	21	14	28	3	9	11	3	–	1	23	15	8
8550	241	264	298	241	244	280	156	151	190	82	89	88	3	4	2	–	20	18
8591	25	18	28	25	18	25	16	9	16	9	9	8	–	–	1	–	–	3
8592	33	30	30	33	30	29	12	12	16	19	16	12	2	2	1	–	–	1
8593	110	125	117	110	120	117	48	45	49	59	70	63	3	5	5	–	5	–
8599	1.942	2.020	1.858	1.942	1.939	1.804	1.114	1.129	1.004	804	771	765	24	39	35	–	81	54
8610	55.252	57.204	55.752	55.252	54.137	52.775	45.086	44.259	42.486	9.634	9.407	9.830	532	471	459	–	3.067	2.977
8621	203	246	222	203	237	213	156	153	141	47	82	72	–	2	–	–	9	9
8622	45	33	25	45	29	25	24	12	13	21	17	11	–	–	1	–	4	–
8630	2.991	3.676	4.262	2.991	3.550	4.130	2.120	2.491	2.864	837	1.016	1.234	34	43	32	–	126	132
8640	3.721	4.279	4.294	3.710	4.168	4.210	2.588	2.908	2.945	1.084	1.233	1.247	38	27	18	11	111	84
8650	492	572	484	492	542	456	286	317	264	201	220	188	5	5	4	–	30	28
8660	992	1.626	2.048	992	1.558	1.993	825	1.304	1.674	158	239	305	9	15	14	–	68	55
8690	2.392	2.199	2.367	2.392	2.111	2.288	1.907	1.662	1.764	467	425	514	18	24	10	–	88	79
8711	453	507	490	453	472	460	342	352	335	102	107	119	9	13	6	–	35	30
8712	106	141	148	106	133	138	55	73	70	49	57	65	2	3	3	–	8	10
8720	272	336	310	272	319	303	221	271	248	47	45	54	4	3	1	–	17	7
8730	443	417	454	443	384	428	333	292	348	103	84	77	7	8	3	–	33	26
8800	1.844	2.014	1.884	1.844	1.906	1.803	1.270	1.302	1.232	545	571	549	29	33	22	–	108	81
9001	116	83	86	116	80	84	77	57	64	37	20	19	2	3	1	–	3	2
9002	3	4	2	3	3	1	2	3	1	1	–	–	–	–	–	–	1	1
9003	6	8	16	6	8	15	4	6	13	2	2	2	–	–	–	–	–	1
9101	24	26	22	24	26	22	20	18	16	3	7	6	1	1	–	–	–	–
9102	12	7	9	12	7	9	11	6	8	1	1	–	–	–	1	–	–	–
9103	76	70	49	76	69	49	64	55	46	12	12	3	–	2	–	–	1	–
9200	8	20	9	8	20	9	7	14	7	1	6	2	–	–	–	–	–	–
9311	25	28	22	25	27	22	18	19	14	7	8	8	–	–	–	–	1	–
9312	749	762	842	749	696	804	583	538	574	154	146	219	12	12	11	–	66	38
9313	185	219	242	185	206	240	95	104	120	84	99	116	6	3	4	–	13	2
9319	112	95	124	112	89	117	83	68	90	28	19	25	1	2	2	–	6	7
9321	238	227	184	238	213	175	207	167	139	31	43	35	–	3	1	–	14	9
9329	234	219	204	234	207	195	173	145	139	54	59	53	7	3	3	–	12	9
9411	325	246	323	325	232	306	204	145	201	116	87	99	5	–	6	–	14	17
9412	364	389	348	364	324	290	224	212	169	137	109	118	3	3	3	–	65	58
9420	397	416	410	397	385	383	210	201	222	164	152	133	23	32	28	–	31	27
9430	3.302	3.343	3.160	3.302	3.151	2.961	2.330	2.296	2.119	903	796	791	69	59	51	–	192	199
9491	726	794	677	726	754	649	513	544	475	189	191	163	24	19	11	–	40	28
9492	714	242	127	6	4	3	5	1	2	1	3	1	–	–	–	708	238	124
9493	45	70	54	45	67	52	39	44	25	6	22	26	–	1	1	–	3	2
9499	875	1.109	1.144	875	1.068	1.094	602	786	774	261	271	312	12	11	8	–	41	50
9511	256	209	200	256	194	181	126	91	98	121	93	78	9	10	5	–	15	19
9512	113	92	122	113	86	120	81	62	72	31	23	44	1	1	4	–	6	2
9521	224	181	173	224	171	167	125	95	113	92	72	54	7	4	–	–	10	6
9529	211	157	153	211	144	141	160	97	92	46	47	46	5	–	3	–	13	12
9601	565	534	576	565	481	525	432	344	409	109	118	104	24	19	12	–	53	51
9602	186	189	217	186	179	216	79	84	93	98	80	105	9	15	18	–	10	1
9603	241	270	323	241	256	309	133	157	166	102	98	141	6	1	2	–	14	14
9609	137	127	133	137	113	130	73	63	69	61	47	59	3	3	2	–	14	3
9700	52	56	70	52	56	70	36	34	49	15	21	21	1	1	–	–	–	–
9900	15	22	22	11	20	21	5	12	16	6	7	5	–	1	–	4	2	1
Ignorado	128.435	70.344	68.595	3.103	2.948	3.128	2.786	2.577	2.695	277	325	388	40	46	45	125.332	67.396	65.467

Fonte: DATAPREV, CAT, SUB.
Nota: Os dados são preliminares, estando sujeitos a correções.

Capítulo 1 - Brasil e Grandes Regiões

1.2 - Quantidade de acidentes do trabalho, por situação do registro e motivo, segundo a Classificação Nacional de Atividades Econômicas (CNAE), na Região Norte - 2014/2016

(continua)

CNAE	QUANTIDADE DE ACIDENTES DO TRABALHO																	
	Total			Com CAT Registrada												Sem CAT Registrada		
				Total			Motivo											
							Típico			Trajeto			Doença do Trabalho					
	2014	2015	2016	2014	2015	2016	2014	2015	2016	2014	2015	2016	2014	2015	2016	2014	2015	2016
TOTAL	**31.834**	**28.283**	**24.965**	**23.821**	**21.124**	**18.288**	**18.388**	**16.043**	**13.563**	**4.614**	**4.141**	**4.182**	**819**	**940**	**543**	**8.013**	**7.159**	**6.677**
0111	81	25	16	25	18	15	22	15	12	2	3	3	1	–	–	56	7	1
0112	201	67	45	2	1	1	2	1	1	–	–	–	–	–	–	199	66	44
0113	16	8	4	7	5	4	7	5	4	–	–	–	–	–	–	9	3	–
0114	4	3	2	–	–	–	–	–	–	–	–	–	–	–	–	4	3	2
0115	31	27	35	31	27	35	23	21	32	8	6	3	–	–	–	–	–	–
0119	8	6	4	8	6	4	6	5	4	2	1	–	–	–	–	–	–	–
0121	12	5	6	2	4	5	2	3	1	–	1	4	–	–	–	10	1	1
0122	–	1	–	–	1	–	–	–	–	–	1	–	–	–	–	–	–	–
0131	1	3	2	1	3	2	1	3	2	–	–	–	–	–	–	–	–	–
0133	32	39	47	32	36	42	23	31	39	8	5	3	1	–	–	–	3	5
0134	–	2	–	–	1	–	–	1	–	–	–	–	–	–	–	–	1	–
0139	645	856	454	642	830	440	617	811	423	23	17	15	2	2	2	3	26	14
0141	132	165	231	132	165	231	98	129	191	33	34	35	1	2	5	–	–	–
0142	9	16	2	9	15	2	8	13	1	1	2	1	–	–	–	–	1	–
0151	383	313	237	383	303	229	331	262	199	45	38	28	7	3	2	–	10	8
0152	1	2	2	1	2	2	1	1	1	–	–	–	–	1	1	–	–	–
0154	3	–	1	3	–	1	3	–	1	–	–	–	–	–	–	–	–	–
0155	65	62	54	65	60	47	58	51	40	7	8	7	–	1	–	–	2	7
0159	1	1	4	1	1	1	1	1	–	–	–	1	–	–	–	–	–	3
0161	31	40	41	31	40	40	23	36	31	7	4	9	1	–	–	–	–	1
0162	12	16	26	12	16	26	11	14	22	1	2	4	–	–	–	–	–	–
0163	–	–	2	–	–	2	–	–	2	–	–	–	–	–	–	–	–	–
0210	68	47	57	68	47	52	63	41	44	5	5	7	–	1	1	–	–	5
0220	38	46	31	34	43	27	32	41	25	2	2	2	–	–	–	4	3	4
0230	60	23	26	60	21	26	51	16	22	9	5	4	–	–	–	–	2	–
0311	9	6	6	9	6	6	7	5	6	–	–	–	2	1	–	–	–	–
0312	1	–	–	–	–	–	–	–	–	–	–	–	–	–	–	1	–	–
0321	–	–	1	–	–	1	–	–	–	–	–	–	–	–	1	–	–	–
0322	2	5	6	2	4	6	2	3	4	–	1	2	–	–	–	–	1	–
0500	–	–	1	–	–	1	–	–	1	–	–	–	–	–	–	–	–	–
0600	38	15	12	38	15	12	37	13	12	1	–	–	–	2	–	–	–	–
0710	119	171	133	119	171	132	100	117	111	14	51	18	5	3	3	–	–	1
0721	51	14	12	51	13	12	49	11	12	1	1	–	1	1	–	–	1	–
0722	53	38	29	53	36	28	51	32	23	2	4	3	–	–	2	–	2	1
0723	1	1	–	1	1	–	1	1	–	–	–	–	–	–	–	–	–	–
0724	41	21	20	41	16	16	38	14	15	3	2	1	–	–	–	–	5	4
0729	57	62	74	57	59	73	49	49	63	8	10	10	–	–	–	–	3	1
0810	40	39	33	40	35	32	35	26	26	5	9	4	–	–	2	–	4	1
0891	1	–	2	1	–	2	1	–	2	–	–	–	–	–	–	–	–	–
0893	4	3	3	4	3	2	3	1	2	1	1	–	–	1	–	–	–	1
0899	1	2	4	1	2	4	1	1	4	–	1	–	–	–	–	–	–	–
0910	8	14	12	8	14	12	7	11	10	1	3	2	–	–	–	–	–	–
0990	1	1	3	1	1	3	–	1	2	–	–	1	1	–	–	–	–	–
1011	802	952	1.019	802	851	921	695	759	825	89	72	86	18	20	10	–	101	98
1012	49	58	49	35	46	40	28	42	37	6	4	2	1	–	1	14	12	9
1013	33	19	26	33	17	25	29	13	19	4	4	6	–	–	–	–	2	1
1020	40	40	28	40	36	24	35	33	23	4	3	1	1	–	–	–	4	4
1031	23	22	36	23	21	34	17	14	27	4	5	7	2	2	–	–	1	2
1032	2	2	–	2	2	–	1	–	–	1	2	–	–	–	–	–	–	–
1033	4	5	5	4	5	5	2	4	3	2	1	2	–	–	–	–	–	–
1041	42	122	158	42	119	155	33	105	145	9	14	10	–	–	–	–	3	3
1042	14	21	23	14	20	22	9	16	17	4	4	5	1	–	–	–	1	1
1051	5	7	5	5	7	4	3	3	3	2	3	1	–	1	–	–	–	1
1052	127	110	135	127	102	117	104	78	69	23	24	48	–	–	–	–	8	18
1053	6	7	16	6	7	15	5	6	9	1	1	6	–	–	–	–	–	1
1061	31	28	24	31	27	20	22	26	18	9	1	2	–	–	–	–	1	4
1062	17	45	37	17	39	36	17	32	33	–	7	3	–	–	–	–	6	1
1064	2	3	3	2	2	2	1	–	1	1	2	1	–	–	–	–	1	1
1066	25	25	22	25	22	21	17	16	17	7	5	3	1	1	1	–	3	1
1069	5	3	1	5	3	1	4	2	1	1	1	–	–	–	–	–	–	–
1081	5	5	8	5	5	8	3	2	5	2	3	3	–	–	–	–	–	–
1091	31	58	40	31	55	36	21	44	21	10	9	10	–	2	5	–	3	4
1092	22	15	14	22	15	11	13	13	9	9	2	2	–	–	–	–	–	3
1093	1	1	1	1	1	1	1	1	1	–	–	–	–	–	–	–	–	–
1094	8	6	10	8	6	10	8	5	7	–	1	3	–	–	–	–	–	–
1095	4	6	6	4	4	6	2	2	4	1	2	1	1	–	1	–	2	–
1096	2	–	–	2	–	–	2	–	–	–	–	–	–	–	–	–	–	–
1099	61	69	81	61	62	69	50	53	57	11	8	12	–	1	–	–	7	12
1111	7	4	1	–	–	1	–	–	–	–	–	1	–	–	–	7	4	–
1112	4	3	2	2	3	2	2	3	2	–	–	–	–	–	–	2	–	–

Capítulo 1 - Brasil e Grandes Regiões

1.2 - Quantidade de acidentes do trabalho, por situação do registro e motivo, segundo a Classificação Nacional de Atividades Econômicas (CNAE), na Região Norte - 2014/2016

(continuação)

CNAE	QUANTIDADE DE ACIDENTES DO TRABALHO																	
	Total			Com CAT Registrada												Sem CAT Registrada		
				Total			Motivo											
							Típico			Trajeto			Doença do Trabalho					
	2014	2015	2016	2014	2015	2016	2014	2015	2016	2014	2015	2016	2014	2015	2016	2014	2015	2016
1113	51	45	31	44	38	25	34	32	21	9	6	4	1	–	–	7	7	6
1121	9	15	6	8	13	6	4	9	3	4	4	3	–	–	–	1	2	–
1122	296	230	158	296	220	144	242	192	110	53	28	32	1	–	2	–	10	14
1220	3	–	–	1	–	–	–	–	–	1	–	–	–	–	–	2	–	–
1312	121	64	78	121	57	77	100	49	59	21	8	18	–	–	–	–	7	1
1321	1	2	–	–	–	–	–	–	–	–	–	–	–	–	–	1	2	–
1322	27	13	11	27	11	11	27	8	10	–	3	1	–	–	–	–	2	–
1351	1	3	1	–	3	–	–	1	–	–	2	–	–	–	–	1	–	1
1353	–	1	1	–	1	–	–	1	–	–	–	–	–	–	–	–	–	1
1359	4	–	1	4	–	1	4	–	–	–	–	1	–	–	–	–	–	–
1411	1	1	1	1	1	1	–	–	1	1	1	–	–	–	–	–	–	–
1412	8	7	5	8	4	3	2	–	–	6	4	3	–	–	–	–	3	2
1413	7	1	6	7	1	5	5	–	2	2	–	1	–	1	2	–	–	1
1414	2	4	4	2	4	4	1	2	3	–	2	1	1	–	–	–	–	–
1421	–	1	–	–	1	–	–	1	–	–	–	–	–	–	–	–	–	–
1422	–	1	–	–	1	–	–	–	–	–	1	–	–	–	–	–	–	–
1510	47	56	58	47	51	54	39	42	44	7	9	10	1	–	–	–	5	4
1521	3	–	–	1	–	–	1	–	–	–	–	–	–	–	–	2	–	–
1529	1	2	1	1	2	1	1	2	–	–	–	1	–	–	–	–	–	–
1531	4	5	5	4	2	3	4	2	3	–	–	–	–	–	–	–	3	2
1532	1	–	–	–	–	–	–	–	–	–	–	–	–	–	–	1	–	–
1533	–	–	1	–	–	1	–	–	–	–	–	1	–	–	–	–	–	–
1610	416	363	283	407	332	259	362	291	227	44	35	28	1	6	4	9	31	24
1621	97	81	97	97	72	76	83	61	63	13	10	13	1	1	–	–	9	21
1622	11	21	10	11	20	9	10	17	9	1	2	–	–	1	–	–	1	1
1623	2	2	1	2	1	1	2	1	1	–	–	–	–	–	–	–	1	–
1629	23	19	16	23	19	12	18	18	9	4	1	3	1	–	–	–	–	4
1710	23	44	35	23	44	35	22	40	34	1	4	1	–	–	–	–	–	–
1721	40	105	55	38	104	55	36	99	52	2	5	3	–	–	–	2	1	–
1722	–	–	1	–	–	1	–	–	1	–	–	–	–	–	–	–	–	–
1731	–	1	–	–	–	–	–	–	–	–	–	–	–	–	–	–	1	–
1732	1	1	1	–	1	1	–	1	1	–	–	–	–	–	–	1	–	–
1733	22	28	21	22	26	18	22	25	14	–	1	2	–	–	2	–	2	3
1741	55	25	15	51	22	14	50	19	11	–	1	2	1	2	1	4	3	1
1742	2	–	1	2	–	1	2	–	1	–	–	–	–	–	–	–	–	–
1749	7	2	9	7	2	9	5	2	7	2	–	2	–	–	–	–	–	–
1811	1	4	–	1	3	–	–	–	–	1	3	–	–	–	–	–	1	–
1812	7	3	–	–	1	–	–	–	–	–	1	–	–	–	–	7	2	–
1813	16	14	3	12	13	3	11	9	1	–	4	1	1	–	1	4	1	–
1821	2	2	5	2	2	5	–	1	1	2	1	4	–	–	–	–	–	–
1822	2	1	–	2	1	–	–	1	–	2	–	–	–	–	–	–	–	–
1830	30	18	15	30	17	14	18	15	7	6	2	7	6	–	–	–	1	1
1921	38	68	46	38	67	46	34	60	40	4	7	6	–	–	–	–	1	–
1922	3	2	1	3	1	–	3	1	–	–	–	–	–	–	–	–	1	1
1931	40	38	43	38	32	40	30	30	39	8	2	1	–	–	–	2	6	3
1932	8	18	3	7	18	3	7	18	2	–	–	1	–	–	–	1	–	–
2012	1	–	–	1	–	–	1	–	–	–	–	–	–	–	–	–	–	–
2013	20	6	8	20	6	8	18	6	5	2	–	3	–	–	–	–	–	–
2014	11	1	–	11	1	–	10	–	–	1	1	–	–	–	–	–	–	–
2021	5	1	1	–	–	–	–	–	–	–	–	–	–	–	–	5	1	1
2022	2	–	–	–	–	–	–	–	–	–	–	–	–	–	–	2	–	–
2029	2	–	–	–	–	–	–	–	–	–	–	–	–	–	–	2	–	–
2031	10	7	8	10	7	8	7	5	8	2	1	–	1	1	–	–	–	–
2040	2	1	–	–	–	–	–	–	–	–	–	–	–	–	–	2	1	–
2061	8	4	5	8	4	5	8	2	4	–	2	1	–	–	–	–	–	–
2062	10	10	2	10	9	2	8	6	2	2	3	–	–	–	–	–	1	–
2063	12	20	13	12	16	10	8	11	5	4	4	5	–	1	–	–	4	3
2071	16	15	11	16	14	11	13	13	7	3	1	4	–	–	–	–	1	–
2091	2	2	–	–	1	–	–	–	–	–	1	–	–	–	–	2	1	–
2092	5	7	6	5	7	5	3	6	5	2	1	–	–	–	–	–	–	1
2093	3	1	–	3	1	–	3	1	–	–	–	–	–	–	–	–	–	–
2099	18	10	8	18	9	7	13	8	5	3	1	1	2	–	1	–	1	1
2110	–	1	–	–	–	–	–	–	–	–	–	–	–	–	–	–	1	–
2121	6	16	16	5	14	14	5	10	9	–	4	5	–	–	–	1	2	2
2122	2	–	1	2	–	1	2	–	–	–	–	1	–	–	–	–	–	–
2211	13	13	18	12	13	18	11	13	16	1	–	2	–	–	–	1	–	–
2212	16	20	15	15	17	14	13	17	13	2	–	1	–	–	–	1	3	1
2219	110	28	8	1	4	2	1	4	2	–	–	–	–	–	–	109	24	6
2221	9	12	6	9	11	5	9	10	3	–	–	2	–	1	–	–	1	1
2222	144	127	107	143	119	82	122	102	71	13	7	9	8	10	2	1	8	25
2223	11	12	8	11	12	6	9	11	5	2	1	1	–	–	–	–	–	2

Capítulo 1 - Brasil e Grandes Regiões

1.2 - Quantidade de acidentes do trabalho, por situação do registro e motivo, segundo a Classificação Nacional de Atividades Econômicas (CNAE), na Região Norte - 2014/2016

(continuação)

CNAE	QUANTIDADE DE ACIDENTES DO TRABALHO																	
	Total			Com CAT Registrada												Sem CAT Registrada		
				Total			Motivo											
							Típico			Trajeto			Doença do Trabalho					
	2014	2015	2016	2014	2015	2016	2014	2015	2016	2014	2015	2016	2014	2015	2016	2014	2015	2016
2229	218	304	197	218	263	165	152	158	112	11	13	19	55	92	34	–	41	32
2311	43	18	37	41	15	32	37	13	25	4	2	7	–	–	–	2	3	5
2319	7	3	2	7	3	2	7	3	2	–	–	–	–	–	–	–	–	–
2320	109	117	85	107	117	85	92	101	76	5	7	8	10	9	1	2	–	–
2330	119	117	87	119	103	76	101	89	61	18	11	12	–	3	3	–	14	11
2341	4	4	2	4	4	2	4	3	1	–	1	1	–	–	–	–	–	–
2342	126	118	89	126	104	80	100	77	64	24	27	14	2	–	2	–	14	9
2349	3	7	2	3	3	1	2	2	1	1	1	–	–	–	–	–	4	1
2391	15	10	19	15	10	18	11	8	14	4	2	4	–	–	–	–	–	1
2399	2	3	1	2	3	1	1	3	–	1	–	1	–	–	–	–	–	–
2411	26	8	–	26	7	–	23	7	–	3	–	–	–	–	–	–	1	–
2412	–	–	1	–	–	1	–	–	1	–	–	–	–	–	–	–	–	–
2422	7	–	2	–	–	2	–	–	1	–	–	1	–	–	–	7	–	–
2423	9	15	15	9	15	15	8	14	14	1	1	1	–	–	–	–	–	–
2424	–	1	4	–	1	4	–	1	4	–	–	–	–	–	–	–	–	–
2441	93	105	86	93	99	85	85	90	81	7	9	3	1	–	1	–	6	1
2442	2	–	6	2	–	6	1	–	6	–	–	–	1	–	–	–	–	–
2449	31	25	27	31	20	22	30	16	21	1	2	1	–	2	–	–	5	5
2452	24	28	19	21	26	18	21	20	17	–	4	1	–	2	–	3	2	1
2511	122	84	76	116	78	64	107	70	54	7	5	9	2	3	1	6	6	12
2512	14	9	8	12	8	8	11	6	6	1	2	2	–	–	–	2	1	–
2513	9	3	1	9	3	1	9	3	1	–	–	–	–	–	–	–	–	–
2521	10	2	2	9	2	1	8	2	1	1	–	–	–	–	–	1	–	1
2522	3	–	–	1	–	–	1	–	–	–	–	–	–	–	–	2	–	–
2531	–	1	–	–	1	–	–	1	–	–	–	–	–	–	–	–	–	–
2532	119	105	41	119	100	38	110	90	37	3	5	1	6	5	–	–	5	3
2539	14	13	13	14	5	5	13	5	4	1	–	1	–	–	–	–	8	8
2541	15	28	30	15	12	11	8	7	6	1	2	5	6	3	–	–	16	19
2542	2	7	3	2	7	3	1	6	2	1	1	1	–	–	–	–	–	–
2543	–	1	1	–	1	1	–	1	1	–	–	–	–	–	–	–	–	–
2550	–	–	1	–	–	1	–	–	1	–	–	–	–	–	–	–	–	–
2591	6	15	12	6	11	11	3	7	8	2	4	2	1	–	1	–	4	1
2592	3	7	2	3	5	2	3	4	1	–	1	1	–	–	–	–	2	–
2593	3	4	4	3	4	3	3	3	2	–	1	1	–	–	–	–	–	1
2599	25	34	8	25	31	8	23	16	4	–	15	4	2	–	–	–	3	–
2610	168	158	94	168	105	54	96	58	33	43	6	5	29	41	16	–	53	40
2621	55	56	44	55	29	26	24	20	18	16	2	8	15	7	–	–	27	18
2622	129	157	137	129	88	90	90	44	29	16	13	42	23	31	19	–	69	47
2631	3	5	4	3	4	1	2	–	–	1	1	–	–	3	1	–	1	3
2632	72	32	9	72	31	7	48	26	6	8	2	1	16	3	–	–	1	2
2640	659	586	319	659	533	280	446	296	203	85	92	49	128	145	28	–	53	39
2651	–	1	2	–	1	2	–	–	2	–	–	–	–	1	–	–	–	–
2652	4	7	2	4	7	2	3	6	2	–	1	–	1	–	–	–	–	–
2660	–	–	1	–	–	1	–	–	–	–	–	1	–	–	–	–	–	–
2670	7	13	9	7	8	6	4	3	2	1	1	3	2	4	1	–	5	3
2710	30	35	23	30	27	19	24	24	11	5	3	8	1	–	–	–	8	4
2721	5	19	18	5	9	13	3	5	6	–	1	–	2	3	7	–	10	5
2722	1	1	3	–	1	3	–	1	1	–	–	2	–	–	–	1	–	–
2731	5	13	8	5	8	5	5	2	2	–	5	3	–	1	–	–	5	3
2732	8	15	11	8	7	3	7	4	3	1	1	–	–	2	–	–	8	8
2733	33	28	23	33	19	14	20	14	13	1	1	1	12	4	–	–	9	9
2751	2	–	–	1	–	–	1	–	–	–	–	–	–	–	–	1	–	–
2759	6	20	14	6	17	10	1	7	8	1	4	2	4	6	–	–	3	4
2790	40	47	24	40	26	15	28	14	9	4	2	3	8	10	3	–	21	9
2811	20	4	8	15	2	5	13	1	5	–	1	–	2	–	–	5	2	3
2812	3	2	4	1	1	3	1	1	3	–	–	–	–	–	–	2	1	1
2813	1	1	–	1	–	–	1	–	–	–	–	–	–	–	–	–	1	–
2814	1	1	2	1	1	2	–	1	1	1	–	1	–	–	–	–	–	–
2815	9	9	6	9	9	6	8	8	6	1	–	–	–	1	–	–	–	–
2821	1	1	–	1	1	–	1	1	–	–	–	–	–	–	–	–	–	–
2822	21	18	12	21	17	10	16	14	8	4	3	1	1	–	1	–	1	2
2823	12	10	5	12	9	5	8	8	5	2	1	–	2	–	–	–	1	–
2824	103	140	51	103	87	31	75	52	22	12	17	4	16	18	5	–	53	20
2825	1	2	–	1	2	–	–	2	–	1	–	–	–	–	–	–	–	–
2829	19	19	12	19	14	9	16	6	6	2	7	3	1	1	–	–	5	3
2831	2	9	3	2	9	3	2	9	3	–	–	–	–	–	–	–	–	–
2833	1	3	1	–	2	–	–	2	–	–	–	–	–	–	–	1	1	1
2840	1	–	–	1	–	–	1	–	–	–	–	–	–	–	–	–	–	–
2852	1	–	4	1	–	3	1	–	3	–	–	–	–	–	–	–	–	1
2853	5	1	1	5	1	–	5	1	–	–	–	–	–	–	–	–	–	1
2854	–	2	1	–	2	1	–	2	1	–	–	–	–	–	–	–	–	–

Capítulo 1 - Brasil e Grandes Regiões

1.2 - Quantidade de acidentes do trabalho, por situação do registro e motivo, segundo a Classificação Nacional de Atividades Econômicas (CNAE), na Região Norte - 2014/2016

(continuação)

CNAE	QUANTIDADE DE ACIDENTES DO TRABALHO																	
	Total			Com CAT Registrada												Sem CAT Registrada		
				Total			Motivo											
							Típico			Trajeto			Doença do Trabalho					
	2014	2015	2016	2014	2015	2016	2014	2015	2016	2014	2015	2016	2014	2015	2016	2014	2015	2016
2862	–	1	2	–	1	2	–	1	2	–	–	–	–	–	–	–	–	–
2864	1	–	–	1	–	–	1	–	–	–	–	–	–	–	–	–	–	–
2869	5	1	–	5	1	–	3	–	–	2	1	–	–	–	–	–	–	–
2910	3	2	–	3	1	–	3	–	–	–	–	–	–	1	–	–	1	–
2930	31	14	18	31	13	17	26	12	10	5	1	6	–	–	1	–	1	1
2941	4	3	2	4	2	1	3	2	1	–	–	–	1	–	–	–	1	1
2942	15	17	14	15	11	4	11	8	2	3	1	–	1	2	2	–	6	10
2943	20	11	12	20	11	8	12	8	6	3	–	1	5	3	1	–	–	4
2945	12	19	9	12	11	5	5	7	4	2	2	–	5	2	1	–	8	4
2949	20	9	7	20	6	7	18	5	7	1	1	–	1	–	–	–	3	–
2950	7	3	3	7	2	3	5	–	3	1	2	–	1	–	–	–	1	–
3011	144	144	140	144	131	131	135	125	119	9	3	8	–	3	4	–	13	9
3012	1	–	–	1	–	–	1	–	–	–	–	–	–	–	–	–	–	–
3091	474	454	231	474	442	221	335	246	123	81	83	57	58	113	41	–	12	10
3092	29	15	14	29	15	13	21	10	10	4	2	1	4	3	2	–	–	1
3099	36	49	21	36	49	21	23	26	9	5	3	7	8	20	5	–	–	–
3101	57	44	46	57	41	45	47	33	41	10	8	4	–	–	–	–	3	1
3102	2	–	1	2	–	1	2	–	1	–	–	–	–	–	–	–	–	–
3103	2	–	–	2	–	–	2	–	–	–	–	–	–	–	–	–	–	–
3104	27	25	22	27	20	18	19	16	18	7	3	–	1	1	–	–	5	4
3211	3	2	1	3	1	1	1	1	1	2	–	–	–	–	–	–	1	–
3230	251	94	47	18	16	7	18	15	6	–	1	–	–	–	1	233	78	40
3240	3	11	7	3	2	1	1	1	–	2	1	–	–	–	1	–	9	6
3250	13	22	14	13	21	14	7	13	7	6	7	7	–	1	–	–	1	–
3291	9	–	–	2	–	–	2	–	–	–	–	–	–	–	–	7	–	–
3292	2	–	–	2	–	–	1	–	–	1	–	–	–	–	–	–	–	–
3299	9	2	7	9	2	6	7	1	4	1	1	2	1	–	–	–	–	1
3311	4	2	3	4	2	3	4	2	2	–	–	1	–	–	–	–	–	–
3312	12	4	–	12	4	–	6	1	–	2	3	–	4	–	–	–	–	–
3313	7	8	5	7	8	5	6	8	4	1	–	1	–	–	–	–	–	–
3314	32	42	36	32	41	34	24	37	27	8	4	7	–	–	–	–	1	2
3317	4	2	4	4	2	4	3	2	4	1	–	–	–	–	–	–	–	–
3319	1	1	1	1	1	1	–	1	1	1	–	–	–	–	–	–	–	–
3321	21	37	16	21	36	16	17	35	14	4	1	2	–	–	–	–	1	–
3329	2	–	3	2	–	3	2	–	2	–	–	1	–	–	–	–	–	–
3511	145	178	154	140	162	142	110	136	126	29	24	15	1	2	1	5	16	12
3512	10	17	21	10	16	21	6	11	18	4	5	2	–	–	1	–	1	–
3514	90	132	109	90	130	108	73	88	71	12	28	27	5	14	10	–	2	1
3520	–	2	1	–	2	1	–	2	1	–	–	–	–	–	–	–	–	–
3530	1	1	–	1	1	–	1	–	–	–	1	–	–	–	–	–	–	–
3600	77	92	99	77	85	95	51	70	68	26	15	25	–	–	2	–	7	4
3702	6	7	8	6	2	5	6	2	4	–	–	1	–	–	–	–	5	3
3811	76	180	176	76	147	153	66	131	142	9	15	11	1	1	–	–	33	23
3812	21	13	21	21	13	20	20	13	17	1	–	3	–	–	–	–	–	1
3821	4	3	1	4	3	–	4	3	–	–	–	–	–	–	–	–	–	1
3822	12	10	13	12	10	12	11	10	11	1	–	1	–	–	–	–	–	1
3831	33	17	13	33	16	10	31	16	8	2	–	2	–	–	–	–	1	3
3832	1	2	6	1	2	5	1	–	5	–	2	–	–	–	–	–	–	1
3839	45	31	19	45	28	17	36	25	15	8	3	2	1	–	–	–	3	2
3900	1	1	–	1	1	–	–	–	–	1	1	–	–	–	–	–	–	–
4110	195	198	143	195	188	133	164	170	119	30	16	14	1	2	–	–	10	10
4120	1.204	958	699	1.189	849	618	991	691	494	179	146	112	19	12	12	15	109	81
4211	372	356	142	372	311	112	305	270	96	63	39	15	4	2	1	–	45	30
4212	172	137	60	171	133	59	157	124	56	12	8	1	2	1	2	1	4	1
4213	31	26	36	31	24	34	20	22	24	11	2	10	–	–	–	–	2	2
4221	1.825	1.009	645	1.753	926	583	1.574	844	515	172	75	65	7	7	3	72	83	62
4222	9	12	6	9	11	6	7	6	6	2	5	–	–	–	–	–	1	–
4223	4	3	1	4	3	1	4	3	1	–	–	–	–	–	–	–	–	–
4291	3	–	2	3	–	1	2	–	1	1	–	–	–	–	–	–	–	1
4292	384	233	215	384	218	177	373	192	158	9	25	19	2	1	–	–	15	38
4299	137	54	24	137	48	15	121	41	9	14	7	6	2	–	–	–	6	9
4311	–	–	1	–	–	1	–	–	1	–	–	–	–	–	–	–	–	–
4312	6	4	8	6	3	7	4	2	7	2	1	–	–	–	–	–	1	1
4313	139	127	119	139	113	106	120	93	86	18	20	19	1	–	1	–	14	13
4319	1	1	–	1	1	–	1	1	–	–	–	–	–	–	–	–	–	–
4321	260	189	162	260	175	151	194	142	123	63	32	27	3	1	1	–	14	11
4322	28	48	31	28	48	29	18	34	18	10	12	10	–	2	1	–	–	2
4329	51	36	32	51	21	22	40	17	21	10	4	1	1	–	–	–	15	10
4330	29	29	21	29	25	16	26	14	13	3	11	3	–	–	–	–	4	5
4391	62	39	14	62	39	14	57	36	13	5	3	–	–	–	1	–	–	–
4399	125	89	58	125	84	51	102	59	40	22	25	10	1	–	1	–	5	7

Capítulo 1 - Brasil e Grandes Regiões

1.2 - Quantidade de acidentes do trabalho, por situação do registro e motivo, segundo a Classificação Nacional de Atividades Econômicas (CNAE), na Região Norte - 2014/2016

(continuação)

CNAE	QUANTIDADE DE ACIDENTES DO TRABALHO																	
	Total			Com CAT Registrada												Sem CAT Registrada		
				Total			Motivo											
							Típico			Trajeto			Doença do Trabalho					
	2014	2015	2016	2014	2015	2016	2014	2015	2016	2014	2015	2016	2014	2015	2016	2014	2015	2016
4511	99	103	102	99	101	101	70	61	55	26	38	46	3	2	–	–	2	1
4512	5	5	11	1	1	5	1	1	2	–	–	3	–	–	–	4	4	6
4520	62	44	43	62	42	43	42	27	28	16	14	13	4	1	2	–	2	–
4530	165	140	163	165	134	159	106	85	93	56	47	66	3	2	–	–	6	4
4541	63	72	66	51	57	51	17	27	12	31	30	37	3	–	2	12	15	15
4542	2	1	–	–	–	–	–	–	–	–	–	–	–	–	–	2	1	–
4543	6	7	7	4	4	1	1	1	–	3	3	1	–	–	–	2	3	6
4611	–	1	–	–	1	–	–	–	–	–	1	–	–	–	–	–	–	–
4613	1	2	–	1	2	–	1	2	–	–	–	–	–	–	–	–	–	–
4614	4	3	–	4	3	–	3	3	–	–	–	–	1	–	–	–	–	–
4615	–	1	1	–	1	1	–	1	–	–	–	1	–	–	–	–	–	–
4616	–	1	1	–	1	1	–	1	–	–	–	1	–	–	–	–	–	–
4617	4	–	–	4	–	–	3	–	–	1	–	–	–	–	–	–	–	–
4619	6	7	10	6	7	9	3	5	5	3	2	4	–	–	–	–	–	1
4621	2	–	–	2	–	–	1	–	–	1	–	–	–	–	–	–	–	–
4622	3	4	4	3	4	3	–	3	3	3	1	–	–	–	–	–	–	1
4623	21	16	17	21	14	17	11	9	11	10	5	6	–	–	–	–	2	–
4631	11	6	6	11	6	6	8	3	3	2	3	3	1	–	–	–	–	–
4632	12	17	14	12	14	12	5	8	7	6	4	5	1	2	–	–	3	2
4633	21	9	13	21	8	12	11	5	6	10	3	5	–	–	1	–	1	1
4634	41	35	39	41	32	35	33	24	28	7	8	7	1	–	–	–	3	4
4635	154	179	174	154	160	157	110	96	98	44	62	56	–	2	3	–	19	17
4636	4	1	–	4	1	–	2	–	–	2	–	–	–	1	–	–	–	–
4637	29	25	37	29	18	32	10	12	18	19	5	14	–	1	–	–	7	5
4639	118	81	108	118	72	100	73	38	58	43	32	40	2	2	2	–	9	8
4641	4	2	7	4	2	6	–	1	2	3	1	4	1	–	–	–	–	1
4642	2	2	4	2	2	4	2	–	–	–	2	3	–	–	1	–	–	–
4643	1	–	1	1	–	1	1	–	–	–	–	1	–	–	–	–	–	–
4644	73	56	55	73	54	55	40	27	25	33	25	30	–	2	–	–	2	–
4645	6	5	7	6	4	7	3	3	2	2	1	5	1	–	–	–	1	–
4646	17	23	20	17	22	20	7	7	6	10	15	14	–	–	–	–	1	–
4647	3	3	1	3	3	1	1	1	1	2	2	–	–	–	–	–	–	–
4649	24	21	30	24	17	29	12	9	12	11	7	16	1	1	1	–	4	1
4651	2	–	4	2	–	4	1	–	–	1	–	4	–	–	–	–	–	–
4652	–	1	3	–	1	3	–	1	–	–	–	3	–	–	–	–	–	–
4661	12	17	16	12	17	16	8	13	8	4	4	8	–	–	–	–	–	–
4662	28	34	25	28	33	23	20	25	17	8	8	5	–	–	1	–	1	2
4663	9	3	3	9	3	3	8	3	3	1	–	–	–	–	–	–	–	–
4664	6	2	4	6	2	3	3	–	1	3	2	2	–	–	–	–	–	1
4665	4	2	2	4	2	2	4	2	–	–	–	2	–	–	–	–	–	–
4669	14	7	5	14	7	5	1	3	2	13	4	3	–	–	–	–	–	–
4671	29	29	11	29	23	10	28	20	8	1	2	2	–	1	–	–	6	1
4672	9	13	11	9	12	10	8	9	7	1	3	1	–	–	2	–	1	1
4673	7	8	3	7	7	3	6	6	1	1	1	2	–	–	–	–	1	–
4674	13	10	6	13	7	5	9	5	5	4	1	–	–	1	–	–	3	1
4679	37	40	23	37	40	22	29	31	13	8	9	9	–	–	–	–	–	1
4681	12	14	5	12	13	3	9	10	1	3	3	2	–	–	–	–	1	2
4682	107	77	112	107	73	101	100	60	87	7	13	12	–	–	2	–	4	11
4683	1	7	6	1	6	6	–	4	5	1	2	1	–	–	–	–	1	–
4684	8	2	–	8	2	–	4	1	–	4	1	–	–	–	–	–	–	–
4685	2	1	–	2	1	–	1	–	–	1	1	–	–	–	–	–	–	–
4686	2	2	3	2	2	3	1	1	2	1	1	1	–	–	–	–	–	–
4687	6	8	9	6	7	9	5	6	8	1	1	1	–	–	–	–	1	–
4689	10	10	12	10	10	12	4	9	7	6	1	5	–	–	–	–	–	–
4691	24	36	26	24	36	19	15	23	9	8	12	10	1	1	–	–	–	7
4692	1	1	–	1	1	–	1	–	–	–	1	–	–	–	–	–	–	–
4693	28	52	63	28	41	50	20	25	32	8	16	18	–	–	–	–	11	13
4711	744	918	856	744	819	755	571	652	570	165	161	178	8	6	7	–	99	101
4712	68	85	69	68	79	66	39	44	39	29	32	25	–	3	2	–	6	3
4713	65	62	76	65	56	71	38	37	44	27	19	27	–	–	–	–	6	5
4721	29	28	31	29	23	28	14	14	14	15	8	13	–	1	1	–	5	3
4722	27	27	33	27	25	32	16	23	22	8	2	9	3	–	1	–	2	1
4723	30	32	32	30	28	26	20	17	19	10	11	7	–	–	–	–	4	6
4724	3	5	4	3	5	4	–	3	2	3	2	2	–	–	–	–	–	–
4729	37	35	35	37	28	33	21	19	14	14	9	19	2	–	–	–	7	2
4731	91	88	59	91	79	59	37	33	28	51	44	30	3	2	1	–	9	–
4732	6	–	3	6	–	3	5	–	3	1	–	–	–	–	–	–	–	–
4741	7	13	15	7	11	12	5	5	5	2	6	7	–	–	–	–	2	3
4742	14	17	7	14	14	7	8	8	3	5	6	4	1	–	–	–	3	–
4743	12	12	20	12	12	20	12	8	10	–	4	8	–	–	2	–	–	–
4744	258	221	250	258	197	236	174	127	154	78	66	79	6	4	3	–	24	14

Capítulo 1 - Brasil e Grandes Regiões

1.2 - Quantidade de acidentes do trabalho, por situação do registro e motivo, segundo a Classificação Nacional de Atividades Econômicas (CNAE), na Região Norte - 2014/2016

(continuação)

CNAE	QUANTIDADE DE ACIDENTES DO TRABALHO																	
	Total			Com CAT Registrada												Sem CAT Registrada		
				Total			Motivo											
							Típico			Trajeto			Doença do Trabalho					
	2014	2015	2016	2014	2015	2016	2014	2015	2016	2014	2015	2016	2014	2015	2016	2014	2015	2016
4751	25	25	16	25	23	16	10	7	9	15	16	7	–	–	–	–	2	–
4752	11	17	11	11	16	11	6	5	6	4	11	5	1	–	–	–	1	–
4753	56	63	48	56	58	45	19	20	19	36	37	25	1	1	1	–	5	3
4754	150	164	116	150	145	109	100	103	78	47	39	31	3	3	–	–	19	7
4755	29	18	17	29	18	17	9	3	8	18	15	9	2	–	–	–	–	–
4756	1	–	–	1	–	–	1	–	–	–	–	–	–	–	–	–	–	–
4757	5	6	8	5	6	8	3	3	5	2	3	3	–	–	–	–	–	–
4759	10	12	7	10	11	7	4	7	4	5	4	3	1	–	–	–	1	–
4761	10	14	16	10	14	16	2	7	12	8	6	4	–	1	–	–	–	–
4762	–	–	1	–	–	1	–	–	–	–	–	1	–	–	–	–	–	–
4763	10	5	10	10	5	10	5	3	1	5	2	8	–	–	1	–	–	–
4771	100	80	106	100	76	103	39	29	35	59	46	66	2	1	2	–	4	3
4772	12	13	21	12	13	21	3	5	8	9	8	13	–	–	–	–	–	–
4773	–	1	3	–	1	3	–	–	1	–	1	2	–	–	–	–	–	–
4774	10	9	3	10	9	3	2	2	–	6	6	3	2	1	–	–	–	–
4781	88	91	99	88	84	97	48	38	39	34	44	53	6	2	5	–	7	2
4782	15	13	10	15	13	10	5	8	3	10	5	6	–	–	1	–	–	–
4783	6	–	5	6	–	5	1	–	3	4	–	1	1	–	1	–	–	–
4784	40	25	27	40	24	27	21	15	17	19	6	9	–	3	1	–	1	–
4785	1	–	–	1	–	–	1	–	–	–	–	–	–	–	–	–	–	–
4789	57	48	45	57	46	43	34	25	21	23	21	20	–	–	2	–	2	2
4911	8	6	9	8	6	9	4	4	8	4	2	1	–	–	–	–	–	–
4921	335	474	512	335	381	406	228	276	293	79	75	86	28	30	27	–	93	106
4922	67	37	32	67	32	27	48	22	14	18	10	11	1	–	2	–	5	5
4923	8	3	3	8	3	3	4	1	2	3	2	–	1	–	1	–	–	–
4924	3	1	5	3	1	5	1	–	–	2	1	4	–	–	1	–	–	–
4929	30	31	28	30	23	22	14	13	18	15	10	4	1	–	–	–	8	6
4930	637	560	462	637	518	417	488	390	302	141	122	102	8	6	13	–	42	45
4940	5	5	2	5	5	2	5	4	1	–	1	1	–	–	–	–	–	–
5011	–	4	6	–	2	6	–	–	5	–	2	1	–	–	–	–	2	–
5012	2	–	–	2	–	–	1	–	–	1	–	–	–	–	–	–	–	–
5021	182	196	188	182	182	167	154	155	140	27	25	24	1	2	3	–	14	21
5022	5	6	9	5	6	8	3	3	7	2	2	1	–	1	–	–	–	1
5030	6	9	6	4	3	4	3	2	4	1	1	–	–	–	–	2	6	2
5091	8	6	4	8	5	4	7	5	3	–	–	1	1	–	–	–	1	–
5099	–	–	2	–	–	2	–	–	2	–	–	–	–	–	–	–	–	–
5111	66	30	23	40	21	21	24	10	8	16	11	13	–	–	–	26	9	2
5112	7	5	4	4	5	3	3	3	2	1	2	1	–	–	–	3	–	1
5120	2	5	5	2	5	3	2	4	2	–	1	1	–	–	–	–	–	2
5211	71	61	45	69	53	34	56	40	25	13	13	9	–	–	–	2	8	11
5212	26	21	16	10	6	6	6	1	6	4	5	–	–	–	–	16	15	10
5221	1	1	–	–	–	–	–	–	–	–	–	–	–	–	–	1	1	–
5222	1	–	–	1	–	–	–	–	–	1	–	–	–	–	–	–	–	–
5223	–	4	5	–	3	5	–	3	4	–	–	1	–	–	–	–	1	–
5229	6	3	7	6	3	7	6	–	2	–	3	5	–	–	–	–	–	–
5231	38	65	87	38	63	80	25	52	60	13	11	19	–	–	1	–	2	7
5232	2	3	–	1	–	–	1	–	–	–	–	–	–	–	–	1	3	–
5239	4	–	2	4	–	2	4	–	2	–	–	–	–	–	–	–	–	–
5240	48	47	39	48	42	38	35	30	19	13	10	19	–	2	–	–	5	1
5250	38	48	38	37	45	33	25	26	6	12	19	27	–	–	–	1	3	5
5310	452	501	518	452	452	476	416	373	426	30	68	40	6	11	10	–	49	42
5320	13	15	16	13	15	13	5	9	4	6	6	8	2	–	1	–	–	3
5510	87	56	75	87	52	68	53	41	48	30	10	18	4	1	2	–	4	7
5590	3	3	1	3	2	1	–	1	–	–	1	1	3	–	–	–	1	–
5611	200	210	210	200	197	199	132	130	124	64	58	69	4	9	6	–	13	11
5612	1	–	–	1	–	–	1	–	–	–	–	–	–	–	–	–	–	–
5620	178	154	158	178	126	117	140	88	82	37	35	30	1	3	5	–	28	41
5811	1	–	1	1	–	1	–	–	1	1	–	–	–	–	–	–	–	–
5812	1	3	4	1	3	3	–	2	1	–	1	2	1	–	–	–	–	1
5821	2	–	–	2	–	–	2	–	–	–	–	–	–	–	–	–	–	–
5822	7	5	12	7	5	11	5	2	8	2	3	2	–	–	1	–	–	1
5823	–	1	–	–	1	–	–	–	–	–	1	–	–	–	–	–	–	–
5829	3	1	2	3	1	2	2	–	–	1	–	1	–	1	1	–	–	–
5911	1	1	2	1	1	2	1	1	–	–	–	2	–	–	–	–	–	–
5914	–	4	4	–	4	4	–	2	1	–	2	3	–	–	–	–	–	–
5920	–	2	1	–	1	–	–	–	–	–	–	–	–	1	–	–	1	1
6010	7	4	7	6	2	7	2	–	3	3	2	4	1	–	–	1	2	–
6021	9	26	14	9	20	14	2	10	7	7	10	7	–	–	–	–	6	–
6022	–	1	–	–	–	–	–	–	–	–	–	–	–	–	–	–	1	–
6110	9	12	18	9	11	18	5	4	8	2	5	4	2	2	6	–	1	–
6120	14	10	5	14	10	3	6	6	1	7	4	2	1	–	–	–	–	2

Capítulo 1 - Brasil e Grandes Regiões

1.2 - Quantidade de acidentes do trabalho, por situação do registro e motivo, segundo a Classificação Nacional de Atividades Econômicas (CNAE), na Região Norte - 2014/2016

(continuação)

CNAE	QUANTIDADE DE ACIDENTES DO TRABALHO																	
	Total			Com CAT Registrada												Sem CAT Registrada		
				Total			Motivo											
							Típico			Trajeto			Doença do Trabalho					
	2014	2015	2016	2014	2015	2016	2014	2015	2016	2014	2015	2016	2014	2015	2016	2014	2015	2016
6130	1	–	1	1	–	1	1	–	1	–	–	–	–	–	–	–	–	–
6141	12	1	–	12	1	–	11	1	–	1	–	–	–	–	–	–	–	–
6190	12	21	22	12	20	19	8	17	5	4	3	13	–	–	1	–	1	3
6201	61	25	14	–	–	2	–	–	1	–	–	1	–	–	–	61	25	12
6202	–	1	–	–	1	–	–	–	–	–	1	–	–	–	–	–	–	–
6203	2	1	3	2	1	2	1	1	1	1	–	1	–	–	–	–	–	1
6204	3	8	4	3	8	4	1	–	–	2	7	4	–	1	–	–	–	–
6209	11	9	15	11	7	14	8	1	4	3	6	8	–	–	2	–	2	1
6311	15	17	16	5	4	13	2	2	8	3	1	5	–	1	–	10	13	3
6319	1	–	1	1	–	1	–	–	1	1	–	–	–	–	–	–	–	–
6399	1	1	–	1	1	–	1	–	–	–	–	–	–	1	–	–	–	–
6410	–	–	1	–	–	1	–	–	1	–	–	–	–	–	–	–	–	–
6421	44	64	45	44	61	42	23	33	30	11	20	9	10	8	3	–	3	3
6422	90	159	143	90	141	123	37	70	55	15	15	13	38	56	55	–	18	20
6423	11	13	15	11	13	14	6	6	9	2	4	1	3	3	4	–	–	1
6424	7	8	8	7	7	7	1	1	1	5	4	5	1	2	1	–	1	1
6435	1	1	–	–	–	–	–	–	–	–	–	–	–	–	–	1	1	–
6437	–	4	2	–	3	2	–	1	2	–	2	–	–	–	–	–	1	–
6462	9	6	5	9	6	5	5	5	4	4	1	1	–	–	–	–	–	–
6463	2	2	1	2	2	1	2	1	1	–	1	–	–	–	–	–	–	–
6491	2	6	1	2	6	1	–	4	1	2	2	–	–	–	–	–	–	–
6493	1	2	–	1	2	–	–	–	–	1	2	–	–	–	–	–	–	–
6511	1	–	–	1	–	–	–	–	–	1	–	–	–	–	–	–	–	–
6512	1	–	–	1	–	–	1	–	–	–	–	–	–	–	–	–	–	–
6550	29	40	34	29	38	31	21	23	20	7	15	11	1	–	–	–	2	3
6613	4	1	1	–	–	1	–	–	1	–	–	–	–	–	–	4	1	–
6619	4	4	2	4	4	2	2	–	2	2	4	–	–	–	–	–	–	–
6621	2	1	–	–	–	–	–	–	–	–	–	–	–	–	–	2	1	–
6622	1	2	2	1	2	2	–	–	1	1	2	1	–	–	–	–	–	–
6630	5	1	1	–	–	1	–	–	–	–	–	1	–	–	–	5	1	–
6810	36	38	46	36	36	45	25	27	42	11	8	3	–	1	–	–	2	1
6821	7	11	3	7	10	3	1	4	1	6	6	2	–	–	–	–	1	–
6822	28	22	26	28	20	21	22	16	14	6	4	7	–	–	–	–	2	5
6911	–	2	2	–	2	2	–	1	1	–	1	1	–	–	–	–	–	–
6912	4	5	2	4	5	2	–	2	–	4	3	2	–	–	–	–	–	–
6920	43	41	54	43	39	52	11	11	14	30	27	36	2	1	2	–	2	2
7010	–	–	1	–	–	–	–	–	–	–	–	–	–	–	–	–	–	1
7020	14	32	51	14	29	46	7	18	21	7	11	25	–	–	–	–	3	5
7111	4	5	7	4	3	7	4	2	5	–	1	2	–	–	–	–	2	–
7112	191	125	107	191	109	91	167	94	72	22	14	18	2	1	1	–	16	16
7119	28	21	11	28	17	11	21	17	9	5	–	2	2	–	–	–	4	–
7120	2	2	1	2	2	1	–	2	–	2	–	1	–	–	–	–	–	–
7210	41	46	36	22	46	36	17	38	25	4	6	10	1	2	1	19	–	–
7220	6	5	7	4	2	6	2	–	5	2	1	1	–	1	–	2	3	1
7311	1	–	1	1	–	1	–	–	–	1	–	1	–	–	–	–	–	–
7312	2	–	1	2	–	1	1	–	–	1	–	1	–	–	–	–	–	–
7319	6	8	7	6	8	6	4	3	4	2	5	1	–	–	1	–	–	1
7320	2	–	1	1	–	1	1	–	1	–	–	–	–	–	–	1	–	–
7410	1	–	2	1	–	2	–	–	2	1	–	–	–	–	–	–	–	–
7420	6	5	1	–	4	1	–	4	–	–	–	1	–	–	–	6	1	–
7490	26	51	34	26	47	30	22	30	19	4	16	8	–	1	3	–	4	4
7500	–	3	1	–	3	1	–	2	–	–	1	1	–	–	–	–	–	–
7711	16	24	22	16	21	20	7	14	14	7	6	6	2	1	–	–	3	2
7719	1	3	1	1	2	–	1	2	–	–	–	–	–	–	–	–	1	1
7721	–	1	1	–	1	1	–	1	–	–	–	1	–	–	–	–	–	–
7722	2	–	–	2	–	–	1	–	–	1	–	–	–	–	–	–	–	–
7729	–	1	1	–	1	1	–	1	1	–	–	–	–	–	–	–	–	–
7731	3	1	1	3	1	1	2	–	1	1	1	–	–	–	–	–	–	–
7732	26	34	20	26	29	14	19	21	12	6	8	2	1	–	–	–	5	6
7733	1	2	2	–	2	2	–	1	2	–	1	–	–	–	–	1	–	–
7739	18	30	31	18	30	31	13	24	21	4	6	9	1	–	1	–	–	–
7740	1	–	–	1	–	–	–	–	–	1	–	–	–	–	–	–	–	–
7810	7	5	5	7	4	5	3	2	1	4	2	4	–	–	–	–	1	–
7820	56	77	64	56	62	49	40	36	24	16	26	22	–	–	3	–	15	15
7830	13	9	17	13	6	15	6	3	12	7	3	3	–	–	–	–	3	2
7911	7	8	5	7	8	4	4	4	2	3	4	2	–	–	–	–	–	1
7912	2	3	1	2	3	1	1	1	1	1	2	–	–	–	–	–	–	–
8011	184	173	146	183	134	106	32	23	17	148	110	89	3	1	–	1	39	40
8012	96	126	160	94	100	129	46	40	43	46	59	85	2	1	1	2	26	31
8020	15	31	22	15	29	22	8	12	12	7	16	10	–	1	–	–	2	–
8030	9	35	16	–	–	–	–	–	–	–	–	–	–	–	–	9	35	16

Capítulo 1 - Brasil e Grandes Regiões

1.2 - Quantidade de acidentes do trabalho, por situação do registro e motivo, segundo a Classificação Nacional de Atividades Econômicas (CNAE), na Região Norte - 2014/2016

(conclusão)

CNAE	QUANTIDADE DE ACIDENTES DO TRABALHO																	
	Total			Com CAT Registrada												Sem CAT Registrada		
				Total			Motivo											
							Típico			Trajeto			Doença do Trabalho					
	2014	2015	2016	2014	2015	2016	2014	2015	2016	2014	2015	2016	2014	2015	2016	2014	2015	2016
8111	16	16	17	16	14	14	7	6	7	6	6	7	3	2	–	–	2	3
8112	76	59	66	76	53	66	54	40	46	19	8	18	3	5	2	–	6	–
8121	214	223	247	213	169	191	119	92	95	92	71	93	2	6	3	1	54	56
8122	6	2	6	5	2	6	2	1	5	3	1	1	–	–	–	1	–	–
8129	7	30	70	7	26	67	6	19	53	1	7	14	–	–	–	–	4	3
8130	5	6	2	2	4	2	–	3	1	2	1	1	–	–	–	3	2	–
8211	27	31	43	27	27	37	18	10	18	9	11	13	–	6	6	–	4	6
8219	7	6	7	7	4	7	5	1	1	2	3	6	–	–	–	–	2	–
8220	23	18	23	19	17	17	15	4	6	4	13	9	–	–	2	4	1	6
8230	6	4	2	6	3	2	5	3	2	1	–	–	–	–	–	–	1	–
8291	13	7	8	8	5	8	–	1	2	7	3	6	1	1	–	5	2	–
8292	2	4	3	2	3	2	2	2	–	–	1	1	–	–	1	–	1	1
8299	99	83	59	99	80	48	71	66	30	26	11	17	2	3	1	–	3	11
8411	161	284	240	161	174	141	96	109	88	59	50	48	6	15	5	–	110	99
8412	2	11	16	2	6	8	2	3	4	–	3	4	–	–	–	–	5	8
8422	19	12	12	19	12	12	19	11	11	–	1	1	–	–	–	–	–	–
8423	–	1	1	–	1	1	–	–	1	–	1	–	–	–	–	–	–	–
8424	15	60	42	15	60	42	10	54	34	4	6	7	1	–	1	–	–	–
8430	4	4	4	4	2	1	4	1	1	–	1	–	–	–	–	–	2	3
8511	112	112	84	6	7	10	2	5	7	2	1	3	2	1	–	106	105	74
8512	12	11	13	12	9	13	6	4	7	4	5	3	2	–	3	–	2	–
8513	43	44	36	29	32	33	18	24	21	8	8	12	3	–	–	14	12	3
8520	30	38	41	30	33	37	22	27	27	7	6	9	1	–	1	–	5	4
8531	49	50	72	46	30	46	32	23	31	14	6	15	–	1	–	3	20	26
8532	40	53	70	38	48	64	21	32	42	14	15	20	3	1	2	2	5	6
8533	1	1	–	1	1	–	1	–	–	–	1	–	–	–	–	–	–	–
8541	9	4	2	9	4	2	3	4	2	6	–	–	–	–	–	–	–	–
8542	2	–	1	2	–	1	2	–	1	–	–	–	–	–	–	–	–	–
8550	7	14	13	7	11	10	5	4	7	2	7	3	–	–	–	–	3	3
8591	–	–	1	–	–	1	–	–	1	–	–	–	–	–	–	–	–	–
8592	1	–	2	1	–	2	–	–	1	1	–	1	–	–	–	–	–	–
8593	3	–	3	3	–	3	1	–	–	2	–	2	–	–	1	–	–	–
8599	134	115	114	134	107	109	67	62	58	63	42	43	4	3	8	–	8	5
8610	1.011	1.228	1.283	1.011	1.128	1.159	841	943	941	160	175	211	10	10	7	–	100	124
8621	–	1	–	–	1	–	–	1	–	–	–	–	–	–	–	–	–	–
8630	42	31	22	42	29	22	27	9	8	15	19	13	–	1	1	–	2	–
8640	97	94	100	97	91	96	65	59	63	31	29	33	1	3	–	–	3	4
8650	10	18	15	10	16	14	8	11	9	2	5	4	–	–	1	–	2	1
8660	51	69	73	51	66	69	42	51	51	9	15	18	–	–	–	–	3	4
8690	13	17	31	13	12	21	9	7	18	3	3	2	1	2	1	–	5	10
8711	–	–	1	–	–	1	–	–	1	–	–	–	–	–	–	–	–	–
8712	–	1	1	–	1	1	–	1	1	–	–	–	–	–	–	–	–	–
8730	–	1	2	–	1	2	–	1	2	–	–	–	–	–	–	–	–	–
8800	35	43	47	35	40	43	23	26	29	11	10	13	1	4	1	–	3	4
9001	5	2	5	5	2	5	2	2	4	2	–	1	1	–	–	–	–	–
9003	–	1	2	–	1	2	–	1	1	–	–	1	–	–	–	–	–	–
9101	–	–	1	–	–	1	–	–	1	–	–	–	–	–	–	–	–	–
9102	1	–	–	1	–	–	1	–	–	–	–	–	–	–	–	–	–	–
9103	–	1	–	–	1	–	–	–	–	–	1	–	–	–	–	–	–	–
9312	2	4	8	2	4	8	2	1	3	–	2	3	–	1	2	–	–	–
9313	8	5	2	8	5	2	6	1	1	2	4	1	–	–	–	–	–	–
9319	2	–	5	2	–	5	2	–	4	–	–	1	–	–	–	–	–	–
9321	3	1	2	3	1	2	2	1	1	1	–	1	–	–	–	–	–	–
9329	17	34	35	17	32	34	5	22	24	12	9	10	–	1	–	–	2	1
9411	5	3	12	5	3	11	4	3	7	1	–	4	–	–	–	–	–	1
9412	24	34	19	24	19	12	17	16	8	7	2	3	–	1	1	–	15	7
9420	20	10	5	20	9	4	17	2	3	2	6	–	1	1	1	–	1	1
9430	98	69	105	98	53	65	61	39	45	37	14	15	–	–	5	–	16	40
9491	11	21	25	11	20	24	7	7	13	4	10	9	–	3	2	–	1	1
9492	8	8	5	–	–	–	–	–	–	–	–	–	–	–	–	8	8	5
9493	1	1	2	1	1	2	–	1	2	1	–	–	–	–	–	–	–	–
9499	5	8	28	5	8	28	2	3	19	2	5	9	1	–	–	–	–	–
9511	2	8	5	2	8	5	1	6	2	1	2	3	–	–	–	–	–	–
9512	10	4	5	10	4	5	10	4	4	–	–	1	–	–	–	–	–	–
9521	7	2	6	7	2	5	4	2	3	3	–	2	–	–	–	–	–	1
9529	3	4	11	3	4	9	2	3	5	–	1	4	1	–	–	–	–	2
9601	3	5	9	3	5	7	2	3	3	1	1	4	–	1	–	–	–	2
9602	2	5	4	2	5	4	1	1	–	1	2	3	–	2	1	–	–	–
9603	7	10	7	7	9	6	5	7	3	1	2	3	1	–	–	–	1	1
9609	5	1	5	5	1	5	3	–	1	2	1	4	–	–	–	–	–	–
9700	2	2	5	2	2	5	2	2	3	–	–	2	–	–	–	–	–	–
9900	–	–	1	–	–	1	–	–	1	–	–	–	–	–	–	–	–	–
Ignorado	7.049	4.507	4.374	228	226	191	204	199	152	19	23	34	5	4	5	6.821	4.281	4.183

Fonte: DATAPREV, CAT, SUB.
Nota: Os dados são preliminares, estando sujeitos a correções.

Capítulo 1 - Brasil e Grandes Regiões

1.3 - Quantidade de acidentes do trabalho, por situação do registro e motivo, segundo a Classificação Nacional de Atividades Econômicas (CNAE), na Região Nordeste - 2014/2016

(continua)

CNAE	QUANTIDADE DE ACIDENTES DO TRABALHO																	
	Total			Com CAT Registrada												Sem CAT Registrada		
				Total			Motivo											
							Típico			Trajeto			Doença do Trabalho					
	2014	2015	2016	2014	2015	2016	2014	2015	2016	2014	2015	2016	2014	2015	2016	2014	2015	2016
TOTAL	**87.536**	**74.815**	**68.838**	**56.831**	**51.674**	**47.674**	**40.176**	**36.717**	**32.739**	**13.480**	**12.229**	**12.621**	**3.175**	**2.728**	**2.314**	**30.705**	**23.141**	**21.164**
0111	238	83	34	39	41	25	35	33	22	4	8	3	–	–	–	199	42	9
0112	87	48	30	51	30	18	49	26	13	2	3	5	–	1	–	36	18	12
0113	314	204	141	276	188	127	247	177	113	27	10	14	2	1	–	38	16	14
0114	47	40	33	29	24	19	21	14	9	7	10	10	1	–	–	18	16	14
0115	116	129	78	116	113	68	93	82	60	22	29	8	1	2	–	–	16	10
0116	2	3	1	2	3	1	2	3	1	–	–	–	–	–	–	–	–	–
0119	64	127	163	64	111	149	49	87	88	14	24	61	1	–	–	–	16	14
0121	58	36	37	4	11	8	2	5	4	1	5	2	1	1	2	54	25	29
0122	5	4	4	4	3	4	2	2	3	2	1	1	–	–	–	1	1	–
0131	4	7	7	4	5	5	1	3	2	2	1	3	1	1	–	–	2	2
0132	193	146	226	193	135	213	129	120	183	64	13	28	–	2	2	–	11	13
0133	382	308	328	382	289	298	312	238	256	68	47	42	2	4	–	–	19	30
0134	41	31	39	36	25	34	27	22	25	9	3	9	–	–	–	5	6	5
0135	35	43	33	35	41	32	32	34	30	3	4	2	–	3	–	–	2	1
0139	49	26	16	32	20	12	27	17	10	5	3	2	–	–	–	17	6	4
0141	30	66	61	30	64	60	23	48	46	7	15	14	–	1	–	–	2	1
0142	5	4	4	4	4	4	4	4	3	–	–	1	–	–	–	1	–	–
0151	105	81	51	105	74	49	81	61	41	21	13	8	3	–	–	–	7	2
0152	2	2	1	2	2	1	2	2	–	–	–	1	–	–	–	–	–	–
0153	–	3	–	–	3	–	–	2	–	–	1	–	–	–	–	–	–	–
0154	2	1	4	2	1	4	–	–	1	2	1	3	–	–	–	–	–	–
0155	205	189	190	205	168	168	157	103	112	47	62	56	1	3	–	–	21	22
0159	7	3	3	7	3	3	5	2	2	2	1	1	–	–	–	–	–	–
0161	72	88	64	72	77	56	52	55	49	17	19	6	3	3	1	–	11	8
0162	17	20	14	17	19	13	15	17	10	2	2	3	–	–	–	–	1	1
0163	6	5	7	6	2	5	5	1	3	1	1	2	–	–	–	–	3	2
0210	249	245	118	249	234	112	233	208	100	16	21	12	–	5	–	–	11	6
0220	10	3	4	10	1	4	10	1	1	–	–	3	–	–	–	–	2	–
0230	144	145	82	144	139	77	124	88	69	19	49	6	1	2	2	–	6	5
0311	6	31	16	6	30	16	2	20	11	3	5	4	1	5	1	–	1	–
0312	2	1	–	1	1	–	–	1	–	1	–	–	–	–	–	1	–	–
0321	68	72	61	68	72	59	42	53	40	23	19	19	3	–	–	–	–	2
0322	22	29	19	22	28	18	14	25	12	8	3	6	–	–	–	–	1	1
0500	1	–	–	1	–	–	–	–	–	1	–	–	–	–	–	–	–	–
0600	267	187	136	267	185	135	224	162	122	38	19	11	5	4	2	–	2	1
0710	17	17	6	17	17	4	14	17	4	2	–	–	1	–	–	–	–	2
0722	–	1	–	–	–	–	–	–	–	–	–	–	–	–	–	–	1	–
0724	161	74	63	130	51	42	119	48	35	7	–	3	4	3	4	31	23	21
0725	28	28	18	28	27	16	25	22	13	3	5	2	–	–	1	–	1	2
0729	98	98	57	98	92	54	96	84	48	1	8	6	1	–	–	–	6	3
0810	140	118	117	140	113	111	105	91	93	32	21	15	3	1	3	–	5	6
0891	14	11	9	14	11	9	12	10	7	2	1	1	–	–	1	–	–	–
0892	84	72	81	84	69	75	75	59	70	6	10	5	3	–	–	–	3	6
0893	6	7	12	6	7	10	6	6	9	–	1	1	–	–	–	–	–	2
0899	46	30	29	46	30	29	42	26	22	4	4	6	–	–	1	–	–	–
0910	130	104	61	130	95	44	102	80	35	23	12	3	5	3	6	–	9	17
0990	3	4	3	3	4	3	1	3	3	2	1	–	–	–	–	–	–	–
1011	83	98	86	83	89	82	67	79	65	15	9	15	1	1	2	–	9	4
1012	177	158	133	89	95	99	64	68	69	24	26	30	1	1	–	88	63	34
1013	119	86	123	119	84	118	105	72	98	14	10	17	–	2	3	–	2	5
1020	22	29	51	22	28	47	13	22	33	9	6	14	–	–	–	–	1	4
1031	55	62	65	55	51	57	40	36	38	14	12	18	1	3	1	–	11	8
1032	4	–	3	4	–	3	2	–	2	2	–	1	–	–	–	–	–	–
1033	58	41	74	58	40	71	47	25	45	10	14	26	1	1	–	–	1	3
1041	31	28	40	31	25	35	25	20	29	6	5	5	–	–	1	–	3	5
1042	14	13	10	14	13	8	12	11	6	1	2	2	1	–	–	–	–	2
1043	23	24	18	23	23	18	17	18	14	6	5	4	–	–	–	–	1	–
1051	17	26	13	17	24	11	12	19	9	5	5	2	–	–	–	–	2	2
1052	88	83	58	88	75	52	55	52	31	30	21	20	3	2	1	–	8	6
1053	58	58	55	58	56	53	39	40	35	18	14	16	1	2	2	–	2	2
1061	19	16	9	19	15	9	15	12	7	4	3	2	–	–	–	–	1	–
1062	150	138	239	150	135	230	123	109	188	23	20	40	4	6	2	–	3	9
1063	1	–	1	1	–	1	1	–	1	–	–	–	–	–	–	–	–	–
1064	36	35	34	36	29	31	27	16	21	9	11	8	–	2	2	–	6	3
1065	9	13	10	9	12	7	4	8	3	5	4	4	–	–	–	–	1	3
1066	87	118	98	87	112	89	65	83	64	20	22	22	2	7	3	–	6	9
1069	135	112	118	135	103	106	87	78	74	44	24	26	4	1	6	–	9	12
1071	2.903	2.534	1.871	2.903	2.497	1.836	2.719	2.348	1.684	177	145	132	7	4	20	–	37	35
1072	95	66	90	95	65	89	86	59	84	9	6	5	–	–	–	–	1	1
1081	108	102	90	108	98	88	75	78	55	27	20	30	6	–	3	–	4	2
1091	168	153	164	168	135	151	109	85	88	53	42	51	6	8	12	–	18	13

Capítulo 1 - Brasil e Grandes Regiões

1.3 - Quantidade de acidentes do trabalho, por situação do registro e motivo, segundo a Classificação Nacional de Atividades Econômicas (CNAE), na Região Nordeste - 2014/2016

(continuação)

CNAE	QUANTIDADE DE ACIDENTES DO TRABALHO																	
	Total			Com CAT Registrada												Sem CAT Registrada		
				Total			Motivo											
							Típico			Trajeto			Doença do Trabalho					
	2014	2015	2016	2014	2015	2016	2014	2015	2016	2014	2015	2016	2014	2015	2016	2014	2015	2016
1092	168	152	125	168	128	107	117	92	73	37	30	28	14	6	6	–	24	18
1093	134	187	170	134	175	153	107	151	133	22	18	17	5	6	3	–	12	17
1094	200	203	157	200	199	146	155	158	99	44	41	46	1	–	1	–	4	11
1095	7	7	9	7	7	9	3	5	5	4	1	4	–	1	–	–	–	–
1096	14	12	20	14	12	19	7	11	13	7	1	6	–	–	–	–	–	1
1099	151	159	103	151	145	96	78	78	48	27	29	23	46	38	25	–	14	7
1111	79	68	44	57	56	42	40	42	24	11	12	13	6	2	5	22	12	2
1112	10	5	8	10	4	8	8	4	5	1	–	3	1	–	–	–	1	–
1113	218	207	159	208	180	130	159	125	94	38	36	19	11	19	17	10	27	29
1121	87	81	88	82	68	73	58	52	49	23	15	24	1	1	–	5	13	15
1122	615	595	442	615	544	399	475	389	279	117	118	94	23	37	26	–	51	43
1210	–	–	1	–	–	1	–	–	–	–	–	1	–	–	–	–	–	–
1220	–	2	3	–	2	3	–	2	3	–	–	–	–	–	–	–	–	–
1311	113	106	69	113	92	60	83	68	48	17	21	8	13	3	4	–	14	9
1312	24	21	17	24	18	16	22	14	10	2	3	5	–	1	1	–	3	1
1313	16	13	16	16	12	12	16	12	11	–	–	1	–	–	–	–	1	4
1314	11	22	7	11	14	4	8	8	4	3	6	–	–	–	–	–	8	3
1321	191	176	134	191	139	107	146	106	84	40	26	21	5	7	2	–	37	27
1322	14	14	12	14	13	12	10	8	10	4	5	2	–	–	–	–	1	–
1323	41	38	36	41	34	30	34	29	26	5	5	3	2	–	1	–	4	6
1330	38	44	45	38	42	43	32	34	36	6	8	7	–	–	–	–	2	2
1340	61	18	14	61	15	13	49	10	11	12	5	2	–	–	–	–	3	1
1351	52	49	39	36	35	30	25	26	24	5	6	4	6	3	2	16	14	9
1352	3	4	7	3	4	6	2	4	6	1	–	–	–	–	–	–	–	1
1353	–	2	5	–	2	5	–	2	5	–	–	–	–	–	–	–	–	–
1354	35	30	18	35	28	15	33	20	9	2	8	6	–	–	–	–	2	3
1359	32	19	22	32	17	18	18	8	8	9	8	9	5	1	1	–	2	4
1411	54	47	60	54	45	53	30	30	29	18	13	22	6	2	2	–	2	7
1412	827	953	675	827	913	637	499	501	333	143	132	110	185	280	194	–	40	38
1413	13	7	10	13	7	8	2	3	5	8	3	1	3	1	2	–	–	2
1414	12	13	13	10	8	13	5	6	11	4	1	2	1	1	–	2	5	–
1421	24	13	10	24	13	10	18	7	5	5	4	4	1	2	1	–	–	–
1422	4	2	2	3	1	2	2	–	–	1	–	–	–	1	2	1	1	–
1510	118	81	56	118	69	37	94	52	29	15	11	4	9	6	4	–	12	19
1521	18	7	9	4	2	3	2	1	3	2	1	–	–	–	–	14	5	6
1529	3	1	5	3	1	5	1	1	5	1	–	–	1	–	–	–	–	–
1531	592	627	649	591	586	613	422	369	405	162	209	203	7	8	5	1	41	36
1532	64	97	104	62	32	29	30	9	9	15	13	12	17	10	8	2	65	75
1533	429	152	240	429	145	237	238	77	159	190	61	73	1	7	5	–	7	3
1539	484	251	169	484	243	160	202	140	60	79	39	58	203	64	42	–	8	9
1540	18	14	22	18	13	15	12	13	12	6	–	3	–	–	–	–	1	7
1610	58	30	15	36	20	13	35	16	10	1	4	2	–	–	1	22	10	2
1621	2	2	6	2	2	5	2	1	3	–	1	2	–	–	–	–	–	1
1622	47	35	30	47	30	27	36	23	23	11	6	4	–	1	–	–	5	3
1623	7	8	12	7	8	12	7	8	11	–	–	–	–	–	1	–	–	–
1629	6	8	5	6	8	5	5	7	2	1	1	3	–	–	–	–	–	–
1710	91	69	58	91	68	56	81	65	50	10	2	6	–	1	–	–	1	2
1721	162	135	97	150	119	85	138	110	81	11	8	4	1	1	–	12	16	12
1722	–	4	1	–	–	–	–	–	–	–	–	–	–	–	–	–	4	1
1731	83	52	49	73	40	43	65	36	32	8	4	8	–	–	3	10	12	6
1732	3	–	4	3	–	4	2	–	1	1	–	3	–	–	–	–	–	–
1733	36	44	51	36	41	48	33	34	43	3	7	5	–	–	–	–	3	3
1741	37	18	18	21	13	17	19	9	15	2	2	2	–	2	–	16	5	1
1742	27	19	37	27	15	34	19	13	34	7	–	–	1	2	–	–	4	3
1749	11	7	12	8	7	10	5	5	8	3	2	1	–	–	1	3	–	2
1811	48	19	38	28	13	34	21	9	22	4	3	11	3	1	1	20	6	4
1812	49	25	10	5	8	5	4	4	1	1	3	4	–	1	–	44	17	5
1813	27	36	24	26	35	23	13	16	16	11	18	7	2	1	–	1	1	1
1821	3	10	6	2	9	6	2	–	4	–	9	2	–	–	–	1	1	–
1822	6	8	7	6	8	7	4	2	4	–	6	3	2	–	–	–	–	–
1910	14	11	2	–	–	–	–	–	–	–	–	–	–	–	–	14	11	2
1921	122	188	133	121	180	122	99	150	97	17	21	14	5	9	11	1	8	11
1922	2	–	–	2	–	–	1	–	–	1	–	–	–	–	–	–	–	–
1931	715	653	502	653	576	437	582	522	397	69	51	40	2	3	–	62	77	65
1932	40	44	19	21	29	14	15	25	11	5	4	3	1	–	–	19	15	5
2011	17	8	9	17	7	9	14	6	7	3	1	2	–	–	–	–	1	–
2012	–	1	–	–	1	–	–	–	–	–	1	–	–	–	–	–	–	–
2013	100	96	66	100	94	60	87	89	56	11	5	3	2	–	1	–	2	6
2014	10	15	5	10	14	4	9	10	3	1	4	–	–	–	1	–	1	1
2019	22	32	24	22	31	23	18	26	19	2	3	2	2	2	2	–	1	1
2021	47	28	17	41	27	17	39	27	15	2	–	2	–	–	–	6	1	–

Capítulo 1 - Brasil e Grandes Regiões

1.3 - Quantidade de acidentes do trabalho, por situação do registro e motivo, segundo a Classificação Nacional de Atividades Econômicas (CNAE), na Região Nordeste - 2014/2016

(continuação)

CNAE	QUANTIDADE DE ACIDENTES DO TRABALHO																	
	Total			Com CAT Registrada												Sem CAT Registrada		
				Total			Motivo											
							Típico			Trajeto			Doença do Trabalho					
	2014	2015	2016	2014	2015	2016	2014	2015	2016	2014	2015	2016	2014	2015	2016	2014	2015	2016
2022	32	32	23	26	28	19	23	24	16	3	2	–	–	2	3	6	4	4
2029	20	23	20	19	20	20	16	17	19	3	1	1	–	2	–	1	3	–
2031	36	23	19	22	22	19	21	19	13	1	3	6	–	–	–	14	1	–
2032	1	1	1	1	–	1	1	–	1	–	–	–	–	–	–	–	1	–
2033	27	17	18	27	17	18	20	16	17	7	1	1	–	–	–	–	–	–
2040	68	38	27	59	26	25	50	22	21	6	3	4	3	1	–	9	12	2
2051	4	6	2	4	5	2	2	5	2	2	–	–	–	–	–	–	1	–
2052	1	3	4	1	3	4	1	3	2	–	–	1	–	–	1	–	–	–
2061	62	59	51	62	55	44	48	34	33	12	20	9	2	1	2	–	4	7
2062	82	100	148	82	99	146	71	76	120	11	21	26	–	2	–	–	1	2
2063	37	42	41	37	38	37	29	32	25	7	5	11	1	1	1	–	4	4
2071	60	47	33	60	43	27	36	24	16	10	13	8	14	6	3	–	4	6
2072	1	–	–	1	–	–	1	–	–	–	–	–	–	–	–	–	–	–
2073	9	7	5	9	7	5	9	7	3	–	–	2	–	–	–	–	–	–
2091	7	11	4	1	2	3	1	1	3	–	–	–	–	1	–	6	9	1
2092	1	–	3	1	–	3	1	–	1	–	–	2	–	–	–	–	–	–
2093	6	2	2	6	2	2	5	1	2	1	1	–	–	–	–	–	–	–
2099	54	68	53	54	63	51	50	56	43	3	7	7	1	–	1	–	5	2
2110	4	2	12	4	2	12	3	1	9	1	–	3	–	1	–	–	–	–
2121	58	57	63	54	51	59	26	30	35	20	19	19	8	2	5	4	6	4
2122	2	–	–	2	–	–	1	–	–	1	–	–	–	–	–	–	–	–
2123	1	–	–	1	–	–	1	–	–	–	–	–	–	–	–	–	–	–
2211	144	151	126	136	151	126	110	109	84	17	17	10	9	25	32	8	–	–
2212	10	20	22	10	18	21	9	12	16	1	6	5	–	–	–	–	2	1
2219	223	93	74	69	31	38	49	16	27	15	9	6	5	6	5	154	62	36
2221	53	44	23	52	39	21	45	32	17	6	7	2	1	–	2	1	5	2
2222	232	208	239	227	181	212	199	152	169	24	24	35	4	5	8	5	27	27
2223	87	51	40	87	45	37	80	39	35	6	4	2	1	2	–	–	6	3
2229	244	248	244	244	224	218	185	185	176	53	34	36	6	5	6	–	24	26
2311	61	51	54	41	45	49	34	40	37	7	4	12	–	1	–	20	6	5
2312	23	26	5	23	25	5	19	16	3	3	8	2	1	1	–	–	1	–
2319	28	26	28	28	25	23	27	20	15	1	5	8	–	–	–	–	1	5
2320	215	157	142	208	148	136	198	130	114	9	16	22	1	2	–	7	9	6
2330	266	232	232	266	210	204	221	185	153	32	20	39	13	5	12	–	22	28
2341	4	8	4	4	5	3	4	5	2	–	–	1	–	–	–	–	3	1
2342	314	311	324	314	272	287	247	225	225	65	43	51	2	4	11	–	39	37
2349	53	71	49	53	56	33	37	40	26	12	14	7	4	2	–	–	15	16
2391	31	34	33	31	31	31	21	21	22	9	9	6	1	1	3	–	3	2
2392	41	49	35	41	48	35	30	35	29	11	13	6	–	–	–	–	1	–
2399	24	44	25	24	38	23	20	26	14	4	12	9	–	–	–	–	6	2
2411	69	47	44	69	46	43	65	41	42	3	4	1	1	1	–	–	1	1
2412	59	42	39	59	40	39	54	35	36	3	1	1	2	4	2	–	2	–
2421	8	22	28	7	20	27	7	14	26	–	3	–	–	3	1	1	2	1
2422	8	22	19	7	20	19	6	16	15	1	4	4	–	–	–	1	2	–
2423	66	79	46	66	77	45	48	45	34	7	11	10	11	21	1	–	2	1
2424	33	39	57	33	29	46	20	23	41	12	6	3	1	–	2	–	10	11
2431	169	104	64	169	101	63	145	91	48	22	7	15	2	3	–	–	3	1
2439	2	6	1	2	6	1	–	6	1	2	–	–	–	–	–	–	–	–
2441	68	52	45	68	52	45	58	46	37	9	4	6	1	2	2	–	–	–
2442	2	3	–	–	–	–	–	–	–	–	–	–	–	–	–	2	3	–
2443	39	58	33	39	55	30	35	49	23	3	3	4	1	3	3	–	3	3
2449	18	4	11	18	4	8	16	4	5	1	–	1	1	–	2	–	–	3
2451	24	16	8	23	14	7	20	10	6	3	1	–	–	3	1	1	2	1
2452	14	5	–	–	–	–	–	–	–	–	–	–	–	–	–	14	5	–
2511	301	203	131	283	183	120	250	158	99	24	16	16	9	9	5	18	20	11
2512	91	73	49	86	70	46	57	57	31	26	11	15	3	2	–	5	3	3
2513	39	18	11	39	17	10	33	13	8	5	2	1	1	2	1	–	1	1
2521	19	18	15	14	16	13	12	14	11	2	2	2	–	–	–	5	2	2
2522	15	5	3	1	–	1	1	–	–	–	–	1	–	–	–	14	5	2
2531	3	19	2	3	19	2	3	17	1	–	2	–	–	–	1	–	–	–
2532	19	28	18	19	27	17	10	21	12	6	4	4	3	2	1	–	1	1
2539	47	30	28	47	26	25	39	20	17	7	4	7	1	2	1	–	4	3
2541	1	–	–	1	–	–	1	–	–	–	–	–	–	–	–	–	–	–
2542	81	36	30	81	34	30	67	28	17	12	3	9	2	3	4	–	2	–
2543	3	1	4	3	1	4	3	1	4	–	–	–	–	–	–	–	–	–
2550	–	–	1	–	–	1	–	–	1	–	–	–	–	–	–	–	–	–
2591	60	50	39	60	46	28	44	32	22	8	12	3	8	2	3	–	4	11
2592	12	3	10	12	3	10	8	2	8	4	–	2	–	1	–	–	–	–
2593	21	25	15	21	21	14	17	14	11	3	6	3	1	1	–	–	4	1
2599	92	68	50	92	64	44	74	54	31	15	7	9	3	3	4	–	4	6
2610	–	1	1	–	1	1	–	–	1	–	1	–	–	–	–	–	–	–

Capítulo 1 - Brasil e Grandes Regiões

1.3 - Quantidade de acidentes do trabalho, por situação do registro e motivo, segundo a Classificação Nacional de Atividades Econômicas (CNAE), na Região Nordeste - 2014/2016

(continuação)

CNAE	QUANTIDADE DE ACIDENTES DO TRABALHO																	
	Total			Com CAT Registrada												Sem CAT Registrada		
				Total			Motivo											
							Típico			Trajeto			Doença do Trabalho					
	2014	2015	2016	2014	2015	2016	2014	2015	2016	2014	2015	2016	2014	2015	2016	2014	2015	2016
2621	15	3	1	15	3	1	8	2	1	7	1	–	–	–	–	–	–	–
2622	9	10	3	9	9	3	5	3	2	2	6	1	2	–	–	–	1	–
2631	2	3	1	2	3	1	2	3	1	–	–	–	–	–	–	–	–	–
2640	4	2	–	4	2	–	1	–	–	2	1	–	1	1	–	–	–	–
2651	9	6	3	9	5	3	5	4	–	4	1	2	–	–	1	–	1	–
2660	1	–	–	1	–	–	1	–	–	–	–	–	–	–	–	–	–	–
2670	–	1	1	–	1	–	–	1	–	–	–	–	–	–	–	–	–	1
2680	1	–	–	1	–	–	1	–	–	–	–	–	–	–	–	–	–	–
2710	71	98	120	71	94	118	64	85	93	7	7	24	–	2	1	–	4	2
2721	15	18	12	15	9	9	12	7	7	3	2	2	–	–	–	–	9	3
2722	36	27	18	32	24	15	16	9	9	5	–	4	11	15	2	4	3	3
2731	39	25	9	32	22	7	24	15	4	7	6	3	1	1	–	7	3	2
2732	1	1	1	1	1	1	1	1	–	–	–	–	–	–	1	–	–	–
2733	20	18	12	20	17	11	20	15	8	–	2	3	–	–	–	–	1	1
2740	6	5	4	6	5	4	3	4	3	3	1	1	–	–	–	–	–	–
2751	217	184	131	208	178	127	159	131	90	34	40	35	15	7	2	9	6	4
2759	38	28	19	38	24	19	21	14	17	11	7	2	6	3	–	–	4	–
2790	20	19	20	20	18	19	10	7	8	4	4	5	6	7	6	–	1	1
2811	18	35	39	6	29	36	6	27	29	–	2	3	–	–	4	12	6	3
2812	8	4	4	5	2	4	5	2	3	–	–	1	–	–	–	3	2	–
2813	8	11	6	8	7	6	4	3	5	3	3	1	1	1	–	–	4	–
2821	12	4	1	11	3	–	10	1	–	1	2	–	–	–	–	1	1	1
2822	21	15	8	21	15	8	18	12	6	3	3	2	–	–	–	–	–	–
2823	64	73	47	64	72	46	52	58	44	9	13	1	3	1	1	–	1	1
2824	1	–	–	1	–	–	–	–	–	1	–	–	–	–	–	–	–	–
2825	–	1	–	–	1	–	–	1	–	–	–	–	–	–	–	–	–	–
2829	30	22	12	30	21	10	21	14	8	4	6	2	5	1	–	–	1	2
2831	–	1	–	–	–	–	–	–	–	–	–	–	–	–	–	–	1	–
2832	–	2	–	–	1	–	–	1	–	–	–	–	–	–	–	–	1	–
2833	11	11	9	8	7	7	8	6	7	–	1	–	–	–	–	3	4	2
2840	2	6	5	2	5	5	–	2	4	2	3	1	–	–	–	–	1	–
2851	18	16	8	18	12	4	18	11	3	–	1	–	–	–	1	–	4	4
2852	2	2	3	2	2	3	2	1	3	–	–	–	–	1	–	–	–	–
2853	–	2	–	–	1	–	–	1	–	–	–	–	–	–	–	–	1	–
2861	2	4	1	2	4	1	2	3	1	–	–	–	–	1	–	–	–	–
2862	3	1	1	3	1	1	1	–	1	2	1	–	–	–	–	–	–	–
2863	3	1	–	3	1	–	1	–	–	1	1	–	1	–	–	–	–	–
2865	–	2	1	–	2	1	–	1	1	–	1	–	–	–	–	–	–	–
2866	1	–	1	1	–	1	1	–	1	–	–	–	–	–	–	–	–	–
2869	68	44	23	68	44	23	54	38	18	14	6	5	–	–	–	–	–	–
2910	106	184	184	93	131	118	68	93	66	16	20	21	9	18	31	13	53	66
2920	4	2	–	–	–	–	–	–	–	–	–	–	–	–	–	4	2	–
2930	47	49	25	47	44	23	40	35	20	5	8	2	2	1	1	–	5	2
2941	13	17	13	13	16	12	7	10	7	5	4	3	1	2	2	–	1	1
2942	17	13	8	17	13	8	11	9	3	4	2	2	2	2	3	–	–	–
2943	8	16	6	8	15	5	7	13	4	–	2	1	1	–	–	–	1	1
2944	1	–	3	1	–	2	1	–	2	–	–	–	–	–	–	–	–	1
2945	176	21	12	176	15	8	8	7	2	5	4	5	163	4	1	–	6	4
2949	99	185	259	99	163	224	68	140	150	11	9	15	20	14	59	–	22	35
2950	2	4	5	2	4	4	–	1	2	2	3	2	–	–	–	–	–	1
3011	463	402	280	463	401	278	399	332	243	35	28	11	29	41	24	–	1	2
3012	6	3	1	6	3	1	6	2	1	–	1	–	–	–	–	–	–	–
3031	1	2	1	1	2	1	1	2	1	–	–	–	–	–	–	–	–	–
3032	–	1	3	–	1	3	–	–	3	–	1	–	–	–	–	–	–	–
3041	–	1	–	–	1	–	–	1	–	–	–	–	–	–	–	–	–	–
3042	–	1	–	–	1	–	–	1	–	–	–	–	–	–	–	–	–	–
3091	4	7	10	4	6	9	4	4	7	–	2	2	–	–	–	–	1	1
3092	10	8	10	10	7	9	3	5	6	7	2	3	–	–	–	–	1	1
3099	2	2	3	2	2	3	1	1	3	1	–	–	–	1	–	–	–	–
3101	107	114	94	107	109	85	81	82	61	25	23	23	1	4	1	–	5	9
3102	46	54	34	46	49	33	41	40	27	5	9	5	–	–	1	–	5	1
3103	12	8	4	12	8	4	7	7	3	4	1	1	1	–	–	–	–	–
3104	58	61	76	58	48	66	39	33	38	15	15	24	4	–	4	–	13	10
3212	7	3	2	3	–	2	2	–	1	1	–	1	–	–	–	4	3	–
3220	2	1	1	2	1	1	–	–	–	–	–	–	2	1	1	–	–	–
3230	47	59	40	–	1	1	–	1	1	–	–	–	–	–	–	47	58	39
3240	1	4	1	1	3	1	1	2	–	–	1	1	–	–	–	–	1	–
3250	19	14	2	19	13	2	13	9	1	5	4	1	1	–	–	–	1	–
3291	31	10	2	5	1	2	4	–	2	1	1	–	–	–	–	26	9	–
3292	8	3	14	8	1	11	4	1	5	2	–	–	2	–	6	–	2	3
3299	34	38	24	34	38	23	22	32	17	8	6	6	4	–	–	–	–	1

Capítulo 1 - Brasil e Grandes Regiões

1.3 - Quantidade de acidentes do trabalho, por situação do registro e motivo, segundo a Classificação Nacional de Atividades Econômicas (CNAE), na Região Nordeste - 2014/2016

(continuação)

CNAE	QUANTIDADE DE ACIDENTES DO TRABALHO																	
	Total			Com CAT Registrada												Sem CAT Registrada		
				Total			Motivo											
							Típico			Trajeto			Doença do Trabalho					
	2014	2015	2016	2014	2015	2016	2014	2015	2016	2014	2015	2016	2014	2015	2016	2014	2015	2016
3311	19	19	9	19	15	9	17	12	9	1	3	–	1	–	–	–	4	–
3312	5	6	8	5	5	8	1	2	6	4	3	2	–	–	–	–	1	–
3313	29	42	37	29	41	34	17	25	28	10	13	6	2	3	–	–	1	3
3314	103	95	53	103	91	47	86	67	28	14	21	15	3	3	4	–	4	6
3315	1	7	8	1	7	4	–	2	1	1	5	3	–	–	–	–	–	4
3316	–	1	–	–	1	–	–	–	–	–	1	–	–	–	–	–	–	–
3317	11	3	2	11	3	2	7	3	2	3	–	–	1	–	–	–	–	–
3319	6	8	11	6	8	10	3	7	6	3	1	3	–	–	1	–	–	1
3321	40	29	19	40	23	14	32	19	13	7	4	1	1	–	–	–	6	5
3329	17	22	18	17	21	18	7	13	11	10	8	7	–	–	–	–	1	–
3511	243	243	202	212	226	190	180	197	143	30	29	34	2	–	13	31	17	12
3512	21	51	60	21	47	59	15	37	42	6	9	17	–	1	–	–	4	1
3514	278	268	219	278	263	211	193	189	154	64	67	52	21	7	5	–	5	8
3520	13	11	8	13	11	8	8	8	3	5	3	4	–	–	1	–	–	–
3530	1	–	2	1	–	2	1	–	2	–	–	–	–	–	–	–	–	–
3600	330	343	371	330	331	364	232	260	275	92	67	83	6	4	6	–	12	7
3701	16	19	14	16	18	11	14	15	10	2	3	1	–	–	–	–	1	3
3702	146	88	12	146	88	11	132	81	9	14	7	2	–	–	–	–	–	1
3811	833	1.012	1.027	833	944	956	697	793	833	129	141	108	7	10	15	–	68	71
3812	20	24	16	20	21	14	12	16	13	6	5	1	2	–	–	–	3	2
3821	18	21	18	18	19	17	13	17	16	5	2	–	–	–	1	–	2	1
3822	56	61	62	56	54	56	50	48	44	6	5	12	–	1	–	–	7	6
3831	2	6	8	2	5	7	1	5	4	–	–	3	1	–	–	–	1	1
3832	10	15	10	10	13	10	10	12	10	–	–	–	–	1	–	–	2	–
3839	11	26	15	11	25	13	8	24	11	2	–	1	1	1	1	–	1	2
4110	719	596	551	719	543	509	511	393	378	193	139	121	15	11	10	–	53	42
4120	2.834	2.557	1.871	2.817	2.164	1.560	2.104	1.609	1.151	659	503	379	54	52	30	17	393	311
4211	465	571	443	465	468	355	402	402	293	58	53	56	5	13	6	–	103	88
4212	200	110	93	200	80	57	168	75	50	26	3	5	6	2	2	–	30	36
4213	36	43	27	36	40	20	20	27	12	15	13	8	1	–	–	–	3	7
4221	1.532	1.206	1.012	570	631	569	476	523	456	82	101	109	12	7	4	962	575	443
4222	127	168	150	127	141	127	108	114	103	17	24	21	2	3	3	–	27	23
4223	8	10	14	6	6	10	6	6	5	–	–	5	–	–	–	2	4	4
4291	76	19	8	76	18	7	70	13	4	5	2	3	1	3	–	–	1	1
4292	190	195	163	190	133	113	158	112	95	30	18	16	2	3	2	–	62	50
4299	517	375	277	517	308	226	445	251	189	54	41	27	18	16	10	–	67	51
4311	4	9	11	4	9	9	1	5	6	1	4	2	2	–	1	–	–	2
4312	17	18	12	17	15	8	13	11	6	4	4	2	–	–	–	–	3	4
4313	107	99	72	107	85	65	86	64	46	17	18	18	4	3	1	–	14	7
4319	11	2	2	11	2	1	7	2	1	1	–	–	3	–	–	–	–	1
4321	310	322	309	310	298	274	218	210	175	87	84	96	5	4	3	–	24	35
4322	74	77	78	74	69	71	52	42	40	20	24	31	2	3	–	–	8	7
4329	76	84	72	76	73	61	54	44	45	20	27	14	2	2	2	–	11	11
4330	87	70	58	87	63	51	49	40	37	32	20	13	6	3	1	–	7	7
4391	36	33	37	36	28	27	29	23	25	7	3	1	–	2	1	–	5	10
4399	203	200	151	203	183	122	152	137	85	40	42	34	11	4	3	–	17	29
4511	263	210	182	262	197	174	157	103	91	102	89	75	3	5	8	1	13	8
4512	14	11	6	1	2	2	1	2	1	–	–	1	–	–	–	13	9	4
4520	111	90	87	111	84	85	62	53	56	46	28	25	3	3	4	–	6	2
4530	245	268	249	245	249	243	132	140	142	100	96	94	13	13	7	–	19	6
4541	105	88	65	83	76	57	26	22	12	55	52	44	2	2	1	22	12	8
4542	3	–	1	1	–	1	–	–	1	1	–	–	–	–	–	2	–	–
4543	4	5	1	2	4	1	–	2	–	2	2	1	–	–	–	2	1	–
4611	–	1	–	–	1	–	–	–	–	–	1	–	–	–	–	–	–	–
4612	3	2	3	3	2	3	3	–	3	–	2	–	–	–	–	–	–	–
4613	4	3	1	4	2	1	3	1	–	1	1	1	–	–	–	–	1	–
4614	3	–	–	3	–	–	2	–	–	1	–	–	–	–	–	–	–	–
4615	1	1	1	1	1	1	–	–	–	1	–	1	–	1	–	–	–	–
4616	1	–	–	1	–	–	–	–	–	1	–	–	–	–	–	–	–	–
4617	32	30	32	32	25	29	18	15	16	12	10	13	2	–	–	–	5	3
4618	2	1	2	2	1	2	1	1	1	1	–	1	–	–	–	–	–	–
4619	8	2	6	8	2	6	3	1	2	3	1	4	2	–	–	–	–	–
4621	1	3	–	1	3	–	1	–	–	–	3	–	–	–	–	–	–	–
4622	3	2	–	3	1	–	3	1	–	–	–	–	–	–	–	–	1	–
4623	16	15	12	16	15	12	12	13	4	4	1	8	–	1	–	–	–	–
4631	21	20	21	21	19	19	8	13	7	9	5	11	4	1	1	–	1	2
4632	44	53	53	44	49	50	22	23	37	21	25	13	1	1	–	–	4	3
4633	32	29	32	32	28	28	17	17	14	15	8	14	–	3	–	–	1	4
4634	56	69	64	56	62	54	36	43	37	18	15	17	2	4	–	–	7	10
4635	729	820	816	729	737	714	403	420	403	188	201	199	138	116	112	–	83	102
4636	17	12	10	17	11	7	13	6	5	3	5	2	1	–	–	–	1	3

Capítulo 1 - Brasil e Grandes Regiões

1.3 - Quantidade de acidentes do trabalho, por situação do registro e motivo, segundo a Classificação Nacional de Atividades Econômicas (CNAE), na Região Nordeste - 2014/2016

(continuação)

CNAE	QUANTIDADE DE ACIDENTES DO TRABALHO																	
	Total			Com CAT Registrada												Sem CAT Registrada		
				Total			Motivo											
							Típico			Trajeto			Doença do Trabalho					
	2014	2015	2016	2014	2015	2016	2014	2015	2016	2014	2015	2016	2014	2015	2016	2014	2015	2016
4637	54	47	55	54	42	50	30	19	15	23	22	33	1	1	2	–	5	5
4639	308	306	290	308	263	254	171	150	123	127	103	125	10	10	6	–	43	36
4641	16	15	13	16	13	12	7	9	6	8	4	6	1	–	–	–	2	1
4642	11	5	7	11	5	7	4	2	3	7	3	4	–	–	–	–	–	–
4643	8	7	9	8	7	9	3	5	3	5	2	5	–	–	1	–	–	–
4644	50	45	70	50	39	67	24	17	26	20	19	38	6	3	3	–	6	3
4645	13	19	10	13	18	9	3	8	4	9	9	5	1	1	–	–	1	1
4646	39	44	46	39	38	40	18	16	14	18	18	24	3	4	2	–	6	6
4647	11	11	6	11	10	6	5	5	4	6	5	2	–	–	–	–	1	–
4649	97	101	92	97	90	80	51	44	45	42	42	33	4	4	2	–	11	12
4651	11	8	9	11	5	9	5	2	6	6	2	3	–	1	–	–	3	–
4652	11	10	5	11	9	5	7	5	3	4	4	2	–	–	–	–	1	–
4661	15	17	10	15	15	9	10	8	5	5	7	4	–	–	–	–	2	1
4662	51	16	8	51	16	7	38	14	6	12	2	1	1	–	–	–	–	1
4663	52	5	9	52	4	9	30	4	6	7	–	2	15	–	1	–	1	–
4664	5	2	3	5	2	3	–	2	1	4	–	2	1	–	–	–	–	–
4665	13	4	4	13	4	4	10	3	3	3	1	1	–	–	–	–	–	–
4669	65	23	20	65	18	16	48	12	7	14	6	7	3	–	2	–	5	4
4671	15	17	10	15	14	8	11	11	5	3	3	3	1	–	–	–	3	2
4672	47	79	53	47	74	49	37	58	36	9	13	13	1	3	–	–	5	4
4673	11	15	13	11	15	12	11	9	4	–	5	8	–	1	–	–	–	1
4674	9	9	6	9	9	6	8	7	4	1	2	1	–	–	1	–	–	–
4679	124	64	82	124	60	72	93	44	55	26	15	15	5	1	2	–	4	10
4681	28	31	30	28	29	29	18	20	20	9	9	9	1	–	–	–	2	1
4682	44	56	102	44	53	98	36	46	81	6	6	14	2	1	3	–	3	4
4683	10	5	9	10	4	9	5	2	5	5	2	4	–	–	–	–	1	–
4684	11	14	11	11	14	11	6	7	9	4	6	2	1	1	–	–	–	–
4685	17	14	8	17	14	8	14	8	7	3	6	–	–	–	1	–	–	–
4686	3	7	9	3	6	9	1	2	4	2	4	5	–	–	–	–	1	–
4687	23	40	21	23	33	21	15	30	20	8	3	–	–	–	1	–	7	–
4689	41	76	43	41	70	41	22	54	27	19	16	14	–	–	–	–	6	2
4691	140	127	140	140	113	128	89	83	85	39	27	40	12	3	3	–	14	12
4692	3	6	2	3	5	2	2	2	–	1	3	1	–	–	1	–	1	–
4693	145	173	141	145	153	121	87	90	68	57	60	50	1	3	3	–	20	20
4711	1.559	1.880	1.755	1.559	1.558	1.458	1.104	1.117	1.021	364	361	385	91	80	52	–	322	297
4712	155	156	143	155	148	142	85	87	80	59	52	57	11	9	5	–	8	1
4713	96	127	102	96	114	94	46	52	40	45	58	53	5	4	1	–	13	8
4721	47	47	69	47	44	67	25	27	43	21	16	20	1	1	4	–	3	2
4722	47	61	46	47	58	45	32	39	28	14	16	16	1	3	1	–	3	1
4723	49	52	32	49	47	27	23	17	14	21	29	13	5	1	–	–	5	5
4724	12	25	26	12	22	26	8	8	11	4	12	13	–	2	2	–	3	–
4729	44	25	45	44	23	44	20	12	29	22	10	15	2	1	–	–	2	1
4731	188	167	177	188	156	171	66	58	57	117	93	109	5	5	5	–	11	6
4732	1	5	3	1	5	3	–	3	–	1	1	3	–	1	–	–	–	–
4741	11	13	9	11	13	9	7	6	4	4	6	5	–	1	–	–	–	–
4742	36	21	20	36	20	19	20	7	15	16	12	4	–	1	–	–	1	1
4743	32	39	28	32	36	28	22	27	19	9	8	9	1	1	–	–	3	–
4744	462	426	400	462	381	374	309	254	218	120	106	136	33	21	20	–	45	26
4751	53	49	65	53	46	58	22	18	14	30	27	36	1	1	8	–	3	7
4752	34	26	36	34	24	36	17	15	16	13	8	18	4	1	2	–	2	–
4753	130	117	135	130	110	120	72	62	55	53	45	57	5	3	8	–	7	15
4754	152	156	124	152	145	120	61	61	43	88	82	73	3	2	4	–	11	4
4755	38	30	44	38	26	44	16	14	20	21	11	22	1	1	2	–	4	–
4756	2	2	–	2	2	–	–	1	–	2	1	–	–	–	–	–	–	–
4757	19	10	14	19	10	14	10	5	3	8	5	10	1	–	1	–	–	–
4759	40	20	24	40	19	24	21	9	6	19	10	17	–	–	1	–	1	–
4761	35	27	33	35	25	32	14	11	12	19	10	19	2	4	1	–	2	1
4763	41	36	27	41	32	24	18	17	9	21	14	11	2	1	4	–	4	3
4771	149	118	134	149	109	131	54	43	53	89	62	76	6	4	2	–	9	3
4772	54	22	43	54	21	42	19	10	12	32	10	30	3	1	–	–	1	1
4773	3	6	9	3	6	9	3	3	4	–	1	4	–	2	1	–	–	–
4774	27	21	30	27	19	29	10	9	4	17	9	24	–	1	1	–	2	1
4781	239	285	249	239	258	229	125	128	126	103	97	88	11	33	15	–	27	20
4782	112	121	83	112	113	81	54	55	28	49	53	48	9	5	5	–	8	2
4783	4	3	4	4	3	4	2	2	3	2	1	1	–	–	–	–	–	–
4784	125	132	99	125	125	94	75	72	51	45	48	41	5	5	2	–	7	5
4785	3	1	2	3	1	2	1	1	2	2	–	–	–	–	–	–	–	–
4789	132	98	106	132	90	103	52	38	47	75	48	49	5	4	7	–	8	3
4911	119	104	107	119	97	95	97	84	83	18	10	11	4	3	1	–	7	12
4912	116	121	147	116	120	147	86	84	116	28	32	26	2	4	5	–	1	–
4921	460	652	615	460	450	456	231	207	199	189	181	202	40	62	55	–	202	159

Capítulo 1 - Brasil e Grandes Regiões

1.3 - Quantidade de acidentes do trabalho, por situação do registro e motivo, segundo a Classificação Nacional de Atividades Econômicas (CNAE), na Região Nordeste - 2014/2016

(continuação)

CNAE	QUANTIDADE DE ACIDENTES DO TRABALHO																	
	Total			Com CAT Registrada												Sem CAT Registrada		
				Total			Motivo											
							Típico			Trajeto			Doença do Trabalho					
	2014	2015	2016	2014	2015	2016	2014	2015	2016	2014	2015	2016	2014	2015	2016	2014	2015	2016
4922	118	143	156	118	108	109	73	56	70	38	41	37	7	11	2	–	35	47
4923	25	11	10	25	11	10	11	4	7	9	6	2	5	1	1	–	–	–
4924	5	3	–	5	3	–	4	2	–	1	1	–	–	–	–	–	–	–
4929	48	46	23	48	36	19	26	16	8	19	16	9	3	4	2	–	10	4
4930	1.034	994	977	1.031	885	850	710	575	542	291	272	283	30	38	25	3	109	127
4940	20	27	19	20	27	19	19	22	13	1	5	6	–	–	–	–	–	–
5011	2	7	7	2	3	5	2	3	5	–	–	–	–	–	–	–	4	2
5012	1	–	–	1	–	–	1	–	–	–	–	–	–	–	–	–	–	–
5021	–	1	3	–	–	2	–	–	2	–	–	–	–	–	–	–	1	1
5022	1	17	19	1	17	17	1	14	17	–	2	–	–	1	–	–	–	2
5030	42	54	49	29	31	30	28	26	26	1	3	4	–	2	–	13	23	19
5091	9	10	3	9	10	2	7	9	2	2	1	–	–	–	–	–	–	1
5099	–	1	3	–	1	3	–	1	2	–	–	1	–	–	–	–	–	–
5111	156	142	77	69	81	61	43	45	38	24	31	20	2	5	3	87	61	16
5112	9	4	4	3	1	4	1	–	3	1	–	1	1	1	–	6	3	–
5120	3	3	2	1	3	2	–	1	1	1	2	1	–	–	–	2	–	–
5211	122	97	109	101	75	96	72	53	65	29	18	29	–	4	2	21	22	13
5212	170	125	98	51	45	53	35	32	31	15	10	19	1	3	3	119	80	45
5221	40	27	26	33	23	24	25	16	19	8	6	5	–	1	–	7	4	2
5222	4	11	10	4	10	10	3	7	5	1	3	5	–	–	–	–	1	–
5223	23	29	29	19	25	29	10	13	17	9	11	11	–	1	1	4	4	–
5229	30	47	47	27	39	43	15	19	26	10	18	16	2	2	1	3	8	4
5231	81	122	109	77	106	94	62	83	74	14	22	18	1	1	2	4	16	15
5232	20	7	9	7	4	7	7	4	4	–	–	3	–	–	–	13	3	2
5239	24	23	12	24	23	11	24	22	11	–	1	–	–	–	–	–	–	1
5240	96	74	94	96	66	86	62	46	59	28	16	25	6	4	2	–	8	8
5250	76	65	44	75	55	38	56	34	26	18	21	12	1	–	–	1	10	6
5310	1.592	2.032	1.764	1.592	1.965	1.693	1.255	1.629	1.328	191	183	201	146	153	164	–	67	71
5320	67	70	56	67	63	52	29	30	27	37	29	24	1	4	1	–	7	4
5510	504	518	610	504	463	563	356	334	387	123	119	155	25	10	21	–	55	47
5590	2	9	8	2	9	8	2	5	5	–	3	3	–	1	–	–	–	–
5611	609	623	677	609	587	652	367	326	357	221	235	271	21	26	24	–	36	25
5612	3	1	6	3	1	6	2	–	3	1	1	3	–	–	–	–	–	–
5620	341	336	310	341	286	277	258	219	191	77	56	75	6	11	11	–	50	33
5811	3	5	4	3	5	4	1	4	3	2	1	1	–	–	–	–	–	–
5812	8	10	9	8	10	9	4	6	3	4	4	6	–	–	–	–	–	–
5819	–	1	–	–	1	–	–	1	–	–	–	–	–	–	–	–	–	–
5821	2	1	3	2	1	3	–	1	1	2	–	2	–	–	–	–	–	–
5822	36	28	32	36	24	28	20	13	13	16	8	14	–	3	1	–	4	4
5829	8	3	7	8	3	7	7	2	4	1	1	3	–	–	–	–	–	–
5911	6	2	1	4	2	1	3	2	1	1	–	–	–	–	–	2	–	–
5913	1	–	–	1	–	–	–	–	–	–	–	–	1	–	–	–	–	–
5914	13	8	12	13	8	12	9	7	9	3	1	3	1	–	–	–	–	–
5920	–	–	1	–	–	1	–	–	1	–	–	–	–	–	–	–	–	–
6010	18	10	9	12	6	6	4	4	2	7	2	4	1	–	–	6	4	3
6021	63	58	55	54	51	53	29	38	33	23	12	19	2	1	1	9	7	2
6022	8	3	1	7	3	1	–	2	–	7	1	1	–	–	–	1	–	–
6110	91	117	81	91	105	76	59	54	48	19	25	24	13	26	4	–	12	5
6120	32	70	54	32	49	40	14	20	23	14	26	16	4	3	1	–	21	14
6141	20	29	34	20	26	30	15	13	12	5	12	16	–	1	2	–	3	4
6143	–	1	–	–	1	–	–	–	–	–	–	–	–	1	–	–	–	–
6190	58	41	32	58	39	30	35	20	22	15	18	8	8	1	–	–	2	2
6201	171	81	38	18	15	17	3	4	3	10	10	12	5	1	2	153	66	21
6202	8	7	11	8	7	10	3	2	6	5	5	4	–	–	–	–	–	1
6203	12	9	9	12	8	9	4	2	2	6	6	5	2	–	2	–	1	–
6204	34	17	20	34	15	18	12	2	5	19	11	13	3	2	–	–	2	2
6209	39	22	38	39	22	37	19	10	12	19	11	24	1	1	1	–	–	1
6311	23	25	50	11	15	47	3	7	22	7	6	25	1	2	–	12	10	3
6319	–	2	2	–	2	2	–	1	1	–	1	1	–	–	–	–	–	–
6399	3	1	4	3	1	4	3	–	2	–	1	2	–	–	–	–	–	–
6410	1	–	–	1	–	–	1	–	–	–	–	–	–	–	–	–	–	–
6421	214	270	105	214	247	91	139	184	58	13	23	10	62	40	23	–	23	14
6422	686	1.094	1.017	686	716	604	204	257	148	39	49	45	443	410	411	–	378	413
6423	72	78	43	72	67	37	37	29	20	19	17	5	16	21	12	–	11	6
6424	6	16	6	6	13	5	3	2	3	3	9	1	–	2	1	–	3	1
6431	–	1	1	–	1	1	–	–	–	–	1	–	–	–	1	–	–	–
6433	1	–	–	1	–	–	–	–	–	1	–	–	–	–	–	–	–	–
6434	3	1	–	3	1	–	3	–	–	–	–	–	–	1	–	–	–	–
6435	12	4	1	–	1	–	–	1	–	–	–	–	–	–	–	12	3	1
6436	8	10	2	8	9	2	4	2	–	2	3	–	2	4	2	–	1	–
6437	–	–	1	–	–	1	–	–	–	–	–	1	–	–	–	–	–	–

Capítulo 1 - Brasil e Grandes Regiões

1.3 - Quantidade de acidentes do trabalho, por situação do registro e motivo, segundo a Classificação Nacional de Atividades Econômicas (CNAE), na Região Nordeste - 2014/2016

(continuação)

CNAE	QUANTIDADE DE ACIDENTES DO TRABALHO																	
	Total			Com CAT Registrada												Sem CAT Registrada		
				Total			Motivo											
							Típico			Trajeto			Doença do Trabalho					
	2014	2015	2016	2014	2015	2016	2014	2015	2016	2014	2015	2016	2014	2015	2016	2014	2015	2016
6462	24	12	6	24	12	6	12	7	3	12	4	3	–	1	–	–	–	–
6463	5	5	3	5	4	3	4	2	2	1	2	1	–	–	–	–	1	–
6491	4	2	–	4	2	–	1	1	–	3	1	–	–	–	–	–	–	–
6493	5	1	2	5	1	2	–	–	1	5	1	1	–	–	–	–	–	–
6499	6	3	1	6	3	1	2	1	–	4	2	1	–	–	–	–	–	–
6511	1	5	5	1	5	5	1	1	5	–	4	–	–	–	–	–	–	–
6512	5	3	8	5	2	6	3	1	4	1	–	1	1	1	1	–	1	2
6520	–	1	–	–	1	–	–	–	–	–	1	–	–	–	–	–	–	–
6541	2	6	7	2	5	7	1	4	1	1	1	4	–	–	2	–	1	–
6550	102	99	141	102	94	137	31	44	76	68	46	59	3	4	2	–	5	4
6611	1	–	–	–	–	–	–	–	–	–	–	–	–	–	–	1	–	–
6612	3	3	1	3	3	1	1	1	1	2	–	–	–	2	–	–	–	–
6613	32	20	6	23	18	5	18	15	2	5	3	3	–	–	–	9	2	1
6619	7	8	18	7	1	14	3	–	8	2	–	4	2	1	2	–	7	4
6621	4	–	–	1	–	–	1	–	–	–	–	–	–	–	–	3	–	–
6622	9	12	6	9	11	6	2	4	–	6	7	6	1	–	–	–	1	–
6629	–	1	–	–	–	–	–	–	–	–	–	–	–	–	–	–	1	–
6630	26	11	10	2	–	1	2	–	1	–	–	–	–	–	–	24	11	9
6810	171	103	93	171	91	86	63	74	58	24	15	27	84	2	1	–	12	7
6821	11	11	17	11	11	17	3	4	9	8	6	8	–	1	–	–	–	–
6822	50	64	73	50	59	71	26	30	33	23	29	38	1	–	–	–	5	2
6911	24	13	14	24	12	13	7	3	4	15	7	9	2	2	–	–	1	1
6912	4	3	4	4	3	4	1	–	–	3	2	4	–	1	–	–	–	–
6920	80	68	72	80	66	71	23	24	18	54	39	48	3	3	5	–	2	1
7010	5	4	–	1	1	–	–	–	–	–	1	–	1	–	–	4	3	–
7020	73	76	51	73	68	38	28	17	13	42	45	21	3	6	4	–	8	13
7111	4	13	5	4	12	4	–	8	4	3	4	–	1	–	–	–	1	1
7112	366	428	294	366	370	251	252	256	179	109	105	65	5	9	7	–	58	43
7119	94	31	43	94	24	40	74	21	31	18	3	9	2	–	–	–	7	3
7120	16	19	11	16	19	11	7	13	6	9	4	4	–	2	1	–	–	–
7210	34	36	39	27	33	36	18	24	29	9	7	6	–	2	1	7	3	3
7220	7	1	1	3	–	1	1	–	1	2	–	–	–	–	–	4	1	–
7311	20	16	5	6	8	2	2	4	–	4	4	2	–	–	–	14	8	3
7312	2	1	3	2	1	3	1	1	–	1	–	3	–	–	–	–	–	–
7319	31	36	50	31	29	46	20	16	17	10	12	27	1	1	2	–	7	4
7320	10	9	7	8	8	7	3	1	3	5	7	3	–	–	1	2	1	–
7410	1	3	1	1	2	1	1	1	1	–	1	–	–	–	–	–	1	–
7420	18	46	20	3	2	7	2	1	4	1	1	3	–	–	–	15	44	13
7490	161	204	154	161	111	80	41	40	30	108	67	49	12	4	1	–	93	74
7500	18	9	3	18	9	3	17	8	1	1	1	2	–	–	–	–	–	–
7711	81	84	70	81	75	63	38	32	33	40	35	28	3	8	2	–	9	7
7719	3	7	7	3	5	6	3	3	4	–	2	2	–	–	–	–	2	1
7721	2	–	3	2	–	3	2	–	2	–	–	1	–	–	–	–	–	–
7722	6	1	–	6	1	–	4	1	–	2	–	–	–	–	–	–	–	–
7723	5	4	7	5	3	6	1	1	4	4	2	2	–	–	–	–	1	1
7729	6	4	2	6	4	2	3	2	1	3	2	1	–	–	–	–	–	–
7731	9	7	5	9	7	5	7	6	3	2	1	2	–	–	–	–	–	–
7732	131	132	98	131	119	87	92	87	52	36	29	34	3	3	1	–	13	11
7733	19	12	12	15	9	11	6	2	3	9	7	8	–	–	–	4	3	1
7739	84	102	77	84	93	75	57	66	53	25	22	21	2	5	1	–	9	2
7740	–	2	–	–	2	–	–	2	–	–	–	–	–	–	–	–	–	–
7810	76	132	110	76	85	72	39	29	31	34	55	40	3	1	1	–	47	38
7820	248	323	290	248	235	210	108	76	68	131	149	133	9	10	9	–	88	80
7830	114	146	148	114	112	116	48	62	53	63	47	61	3	3	2	–	34	32
7911	30	20	19	30	20	18	9	8	3	21	11	13	–	1	2	–	–	1
7990	1	–	–	1	–	–	1	–	–	–	–	–	–	–	–	–	–	–
8011	558	655	589	555	528	482	145	141	122	403	381	359	7	6	1	3	127	107
8012	246	327	377	217	263	323	112	134	181	94	122	135	11	7	7	29	64	54
8020	67	63	67	67	58	60	42	32	31	24	26	28	1	–	1	–	5	7
8030	28	40	27	–	–	–	–	–	–	–	–	–	–	–	–	28	40	27
8111	50	72	89	50	65	78	24	20	23	24	42	52	2	3	3	–	7	11
8112	327	404	445	327	380	425	186	248	252	124	116	157	17	16	16	–	24	20
8121	279	403	341	279	270	231	139	153	107	131	112	121	9	5	3	–	133	110
8122	50	54	20	47	43	16	10	12	6	36	31	10	1	–	–	3	11	4
8129	71	60	53	71	52	44	38	36	29	18	16	15	15	–	–	–	8	9
8130	30	26	26	11	8	25	7	6	19	3	–	6	1	2	–	19	18	1
8211	106	95	106	101	79	94	49	35	43	46	42	46	6	2	5	5	16	12
8219	35	34	21	35	32	19	15	20	9	19	12	9	1	–	1	–	2	2
8220	560	1.042	1.078	557	680	718	190	195	208	277	392	450	90	93	60	3	362	360
8230	11	17	28	11	16	27	5	9	12	5	6	13	1	1	2	–	1	1
8291	47	30	38	39	25	36	11	5	10	24	20	25	4	–	1	8	5	2
8292	17	17	11	17	15	9	12	7	5	4	7	3	1	1	1	–	2	2

Capítulo 1 - Brasil e Grandes Regiões

1.3 - Quantidade de acidentes do trabalho, por situação do registro e motivo, segundo a Classificação Nacional de Atividades Econômicas (CNAE), na Região Nordeste - 2014/2016

(conclusão)

CNAE	QUANTIDADE DE ACIDENTES DO TRABALHO																	
	Total			Com CAT Registrada												Sem CAT Registrada		
				Total			Motivo											
							Típico			Trajeto			Doença do Trabalho					
	2014	2015	2016	2014	2015	2016	2014	2015	2016	2014	2015	2016	2014	2015	2016	2014	2015	2016
8299	203	222	229	203	183	188	91	101	108	103	80	78	9	2	2	–	39	41
8411	467	574	572	467	400	396	311	296	288	116	72	85	40	32	23	–	174	176
8412	39	27	23	39	22	21	22	18	18	16	4	2	1	–	1	–	5	2
8413	4	5	7	4	5	7	3	5	6	1	–	1	–	–	–	–	–	–
8422	1	5	5	1	5	5	1	4	4	–	–	1	–	1	–	–	–	–
8423	18	22	18	18	16	12	9	10	7	7	4	5	2	2	–	–	6	6
8424	38	12	12	38	11	12	36	11	11	–	–	1	2	–	–	–	1	–
8430	4	2	3	4	2	3	4	–	3	–	–	–	–	2	–	–	–	–
8511	599	572	401	9	14	20	4	11	14	4	3	5	1	–	1	590	558	381
8512	65	64	54	59	60	51	45	47	29	10	10	19	4	3	3	6	4	3
8513	138	135	138	126	118	131	83	79	78	40	37	42	3	2	11	12	17	7
8520	57	72	74	57	62	69	39	43	47	14	18	21	4	1	1	–	10	5
8531	104	146	140	54	78	98	30	60	65	21	18	32	3	–	1	50	68	42
8532	119	111	125	110	94	120	58	62	74	49	32	44	3	–	2	9	17	5
8533	2	4	2	2	4	2	1	4	1	1	–	1	–	–	–	–	–	–
8541	16	11	10	16	11	10	12	5	5	4	5	4	–	1	1	–	–	–
8542	7	6	5	6	6	5	3	2	4	2	4	1	1	–	–	1	–	–
8550	4	9	14	4	8	12	3	8	8	1	–	4	–	–	–	–	1	2
8591	4	1	–	4	1	–	2	–	–	2	1	–	–	–	–	–	–	–
8592	1	–	–	1	–	–	–	–	–	1	–	–	–	–	–	–	–	–
8593	13	10	8	13	10	8	4	2	1	9	7	7	–	1	–	–	–	–
8599	194	202	187	194	190	180	97	101	84	89	82	86	8	7	10	–	12	7
8610	5.299	5.435	5.694	5.299	5.050	5.342	4.234	4.003	4.178	971	952	1.085	94	95	79	–	385	352
8621	–	4	3	–	4	3	–	1	1	–	3	2	–	–	–	–	–	–
8622	4	–	1	4	–	1	2	–	1	2	–	–	–	–	–	–	–	–
8630	277	308	312	277	283	297	195	203	213	77	74	81	5	6	3	–	25	15
8640	268	385	360	268	367	352	189	257	229	77	106	122	2	4	1	–	18	8
8650	35	60	78	35	53	69	23	31	44	9	20	24	3	2	1	–	7	9
8660	451	719	994	451	682	964	392	597	841	56	75	116	3	10	7	–	37	30
8690	48	65	51	48	54	48	34	43	33	13	10	14	1	1	1	–	11	3
8711	17	9	12	17	6	11	14	4	8	3	2	2	–	–	1	–	3	1
8712	34	50	59	34	46	53	21	31	32	13	14	18	–	1	3	–	4	6
8720	6	3	3	6	3	3	2	3	3	3	–	–	1	–	–	–	–	–
8730	11	17	13	11	15	11	8	9	9	3	6	2	–	–	–	–	2	2
8800	167	197	178	167	178	169	130	129	125	33	48	42	4	1	2	–	19	9
9001	10	14	9	10	13	8	5	9	7	5	3	1	–	1	–	–	1	1
9003	–	2	4	–	2	3	–	2	3	–	–	–	–	–	–	–	–	1
9101	2	3	1	2	3	1	1	1	1	–	1	–	1	1	–	–	–	–
9102	1	1	–	1	1	–	1	1	–	–	–	–	–	–	–	–	–	–
9103	3	–	1	3	–	1	1	–	1	2	–	–	–	–	–	–	–	–
9200	–	2	–	–	2	–	–	1	–	–	1	–	–	–	–	–	–	–
9311	5	3	1	5	3	1	4	1	1	1	2	–	–	–	–	–	–	–
9312	33	28	40	33	20	35	24	16	25	8	2	8	1	2	2	–	8	5
9313	9	16	19	9	16	19	3	4	6	6	12	13	–	–	–	–	–	–
9319	8	2	2	8	2	2	5	1	2	3	1	–	–	–	–	–	–	–
9321	32	36	51	32	34	49	24	26	36	8	8	13	–	–	–	–	2	2
9329	7	6	5	7	5	5	6	1	2	1	3	2	–	1	1	–	1	–
9411	7	15	13	7	14	13	4	7	10	3	7	2	–	–	1	–	1	–
9412	21	22	24	21	18	21	12	10	10	8	7	11	1	1	–	–	4	3
9420	25	36	28	25	32	27	9	17	12	9	11	10	7	4	5	–	4	1
9430	425	290	239	425	256	214	327	187	151	92	66	58	6	3	5	–	34	25
9491	58	52	69	58	47	63	35	24	41	15	19	22	8	4	–	–	5	6
9492	39	13	13	–	–	–	–	–	–	–	–	–	–	–	–	39	13	13
9493	2	5	2	2	5	2	2	2	1	–	3	1	–	–	–	–	–	–
9499	145	209	266	145	197	248	67	128	145	76	67	101	2	2	2	–	12	18
9511	54	43	35	54	39	29	27	18	13	22	18	14	5	3	2	–	4	6
9512	7	11	14	7	10	14	3	8	10	4	2	3	–	–	1	–	1	–
9521	28	20	20	28	18	20	9	7	6	18	10	14	1	1	–	–	2	–
9529	7	3	9	7	3	7	4	3	3	3	–	4	–	–	–	–	–	2
9601	53	54	48	53	43	38	37	22	22	12	15	13	4	6	3	–	11	10
9602	16	22	28	16	20	28	5	10	5	7	9	21	4	1	2	–	2	–
9603	53	51	86	53	47	83	23	23	32	29	23	51	1	1	–	–	4	3
9609	9	4	5	9	3	5	6	–	–	2	3	5	1	–	–	–	1	–
9700	5	1	–	5	1	–	2	1	–	3	–	–	–	–	–	–	–	–
9900	–	1	–	–	1	–	–	–	–	–	1	–	–	–	–	–	–	–
Ignorado	27.261	14.941	14.399	200	168	175	153	129	124	39	36	48	8	3	3	27.061	14.773	14.224

Fonte: DATAPREV, CAT, SUB.
Nota: Os dados são preliminares, estando sujeitos a correções.

Capítulo 1 - Brasil e Grandes Regiões

1.4 - Quantidade de acidentes do trabalho, por situação do registro e motivo, segundo a Classificação Nacional de Atividades Econômicas (CNAE), na Região Sudeste - 2014/2016

(continua)

CNAE	QUANTIDADE DE ACIDENTES DO TRABALHO																	
	Total			Com CAT Registrada												Sem CAT Registrada		
				Total			Motivo											
							Típico			Trajeto			Doença do Trabalho					
	2014	2015	2016	2014	2015	2016	2014	2015	2016	2014	2015	2016	2014	2015	2016	2014	2015	2016
TOTAL	**383.022**	**334.873**	**310.824**	**324.435**	**289.780**	**270.841**	**247.227**	**219.358**	**201.694**	**67.808**	**62.230**	**62.426**	**9.400**	**8.192**	**6.721**	**58.587**	**45.093**	**39.983**
0111	595	202	154	162	134	128	144	122	118	14	12	9	4	–	1	433	68	26
0112	277	102	63	14	17	6	11	17	6	3	–	–	–	–	–	263	85	57
0113	1.673	1.463	1.370	1.601	1.387	1.308	1.461	1.306	1.237	135	76	69	5	5	2	72	76	62
0114	14	8	4	–	–	1	–	–	1	–	–	–	–	–	–	14	8	3
0115	123	94	81	123	94	80	111	87	72	12	7	8	–	–	–	–	–	1
0116	37	28	10	37	28	10	31	25	10	6	3	–	–	–	–	–	–	–
0119	136	105	111	136	104	110	110	89	91	26	14	18	–	1	1	–	1	1
0121	420	188	175	105	84	119	94	68	97	10	16	20	1	–	2	315	104	56
0122	93	75	63	91	74	61	78	64	53	12	10	8	1	–	–	2	1	2
0131	949	960	793	949	931	766	917	860	726	29	66	39	3	5	1	–	29	27
0132	239	284	353	239	284	352	178	260	322	60	23	28	1	1	2	–	–	1
0133	172	178	189	172	170	176	148	150	160	24	20	16	–	–	–	–	8	13
0134	604	416	455	580	401	443	540	373	402	34	28	40	6	–	1	24	15	12
0135	5	3	3	5	3	3	5	3	3	–	–	–	–	–	–	–	–	–
0139	268	129	105	69	71	73	61	65	58	7	4	15	1	2	–	199	58	32
0141	277	405	459	277	403	457	250	367	427	25	34	27	2	2	3	–	2	2
0142	49	44	43	48	41	42	37	33	38	10	8	4	1	–	–	1	3	1
0151	765	559	528	765	551	523	702	491	481	54	51	41	9	9	1	–	8	5
0152	35	36	23	35	35	23	31	27	22	3	7	1	1	1	–	–	1	–
0153	6	2	5	6	2	5	5	2	2	–	–	2	1	–	1	–	–	–
0154	55	82	62	55	82	61	51	73	56	3	9	5	1	–	–	–	–	1
0155	499	384	408	499	367	398	450	324	353	45	42	42	4	1	3	–	17	10
0159	25	12	13	25	12	12	15	9	8	10	2	4	–	1	–	–	–	1
0161	604	661	564	604	644	550	547	579	483	52	61	63	5	4	4	–	17	14
0162	112	122	102	112	121	102	99	105	88	12	16	14	1	–	–	–	1	–
0163	19	21	34	19	20	34	14	13	23	4	7	11	1	–	–	–	1	–
0210	451	403	373	451	378	345	417	335	298	32	41	43	2	2	4	–	25	28
0220	29	29	29	29	27	27	23	24	24	6	3	3	–	–	–	–	2	2
0230	319	228	255	319	217	235	298	202	217	21	13	18	–	2	–	–	11	20
0311	12	4	4	12	4	4	12	4	4	–	–	–	–	–	–	–	–	–
0312	6	4	3	–	–	2	–	–	2	–	–	–	–	–	–	6	4	1
0321	6	2	–	5	2	–	5	2	–	–	–	–	–	–	–	1	–	–
0322	54	29	31	54	27	30	51	24	25	3	3	5	–	–	–	–	2	1
0600	593	536	407	593	529	400	518	454	329	70	68	67	5	7	4	–	7	7
0710	755	551	439	755	540	428	529	414	312	108	81	70	118	45	46	–	11	11
0721	35	9	5	35	9	5	32	8	3	2	1	1	1	–	1	–	–	–
0722	–	–	1	–	–	1	–	–	1	–	–	–	–	–	–	–	–	–
0723	1	1	2	1	1	2	1	–	2	–	–	–	–	1	–	–	–	–
0724	120	128	108	116	123	105	107	114	98	8	5	7	1	4	–	4	5	3
0725	4	3	13	4	3	13	2	3	10	2	–	2	–	–	1	–	–	–
0729	80	69	75	80	68	71	76	63	69	3	3	1	1	2	1	–	1	4
0810	869	790	704	869	750	665	730	614	571	109	96	80	30	40	14	–	40	39
0891	25	30	28	25	30	27	23	28	22	2	1	5	–	1	–	–	–	1
0892	10	9	5	10	7	5	8	3	4	2	4	1	–	–	–	–	2	–
0893	31	20	12	31	20	12	30	18	12	1	2	–	–	–	–	–	–	–
0899	98	115	94	98	109	89	80	97	71	11	9	11	7	3	7	–	6	5
0910	956	743	485	956	722	467	783	617	408	114	94	50	59	11	9	–	21	18
0990	16	11	8	16	11	8	13	9	6	3	2	2	–	–	–	–	–	–
1011	1.678	1.566	1.505	1.678	1.486	1.418	1.535	1.384	1.272	124	84	123	19	18	23	–	80	87
1012	2.408	2.185	2.151	1.995	1.879	1.978	1.715	1.585	1.718	162	201	213	118	93	47	413	306	173
1013	927	1.016	1.072	927	974	1.021	820	850	901	88	91	96	19	33	24	–	42	51
1020	126	190	136	126	174	122	116	149	96	10	23	26	–	2	–	–	16	14
1031	152	117	178	149	109	165	112	99	137	36	9	28	1	1	–	3	8	13
1032	79	60	45	79	57	44	63	51	34	15	6	9	1	–	1	–	3	1
1033	356	336	242	356	328	240	292	267	175	63	58	64	1	3	1	–	8	2
1041	82	91	60	82	87	59	64	63	49	18	24	9	–	–	1	–	4	1
1042	65	82	79	65	78	79	53	60	63	12	15	16	–	3	–	–	4	–
1043	39	28	36	39	27	35	34	24	24	5	2	9	–	1	2	–	1	1
1051	134	125	144	134	121	137	112	106	104	22	14	33	–	1	–	–	4	7
1052	742	916	930	742	867	880	586	691	719	143	163	155	13	13	6	–	49	50
1053	139	131	150	139	130	150	109	103	112	28	24	36	2	3	2	–	1	–
1061	44	41	56	44	39	54	34	29	40	9	10	14	1	–	–	–	2	2
1062	260	229	151	260	220	149	222	182	129	20	31	18	18	7	2	–	9	2
1063	18	17	19	18	16	17	15	14	16	3	2	1	–	–	–	–	1	2
1064	27	33	26	27	32	22	23	23	18	4	7	3	–	2	1	–	1	4
1065	60	66	73	60	64	69	47	52	53	12	10	16	1	2	–	–	2	4
1066	546	563	603	546	534	560	465	477	482	73	49	74	8	8	4	–	29	43
1069	191	140	158	191	130	144	159	107	117	31	21	23	1	2	4	–	10	14
1071	4.813	3.938	3.661	4.813	3.836	3.563	4.508	3.654	3.377	291	173	175	14	9	11	–	102	98
1072	31	25	21	31	23	20	27	23	19	4	–	1	–	–	–	–	2	1
1081	143	131	143	143	127	133	109	97	94	31	30	39	3	–	–	–	4	10
1082	39	28	25	39	27	25	30	22	22	9	5	3	–	–	–	–	1	–
1091	1.168	1.225	1.211	1.168	1.159	1.160	917	891	870	226	251	266	25	17	24	–	66	51
1092	381	419	370	381	402	352	293	297	282	54	69	61	34	36	9	–	17	18

Capítulo 1 - Brasil e Grandes Regiões

1.4 - Quantidade de acidentes do trabalho, por situação do registro e motivo, segundo a Classificação Nacional de Atividades Econômicas (CNAE), na Região Sudeste - 2014/2016

(continuação)

CNAE	QUANTIDADE DE ACIDENTES DO TRABALHO																	
	Total			Com CAT Registrada												Sem CAT Registrada		
				Total			Motivo											
							Típico			Trajeto			Doença do Trabalho					
	2014	2015	2016	2014	2015	2016	2014	2015	2016	2014	2015	2016	2014	2015	2016	2014	2015	2016
1093	548	445	453	548	422	434	420	346	333	91	62	83	37	14	18	–	23	19
1094	471	504	427	471	485	394	375	407	313	86	69	75	10	9	6	–	19	33
1095	122	105	104	122	101	102	94	72	79	27	28	21	1	1	2	–	4	2
1096	54	60	67	54	55	64	42	42	45	10	11	18	2	2	1	–	5	3
1099	1.030	997	961	1.030	959	910	844	768	747	172	177	157	14	14	6	–	38	51
1111	195	105	101	131	82	90	113	69	76	18	12	14	–	1	–	64	23	11
1112	62	29	36	46	27	36	40	23	31	6	4	5	–	–	–	16	2	–
1113	402	333	345	391	315	330	320	253	267	58	50	59	13	12	4	11	18	15
1121	113	128	99	113	118	93	92	93	69	20	23	21	1	2	3	–	10	6
1122	702	531	428	702	511	408	551	399	319	147	108	86	4	4	3	–	20	20
1210	2	–	1	2	–	1	1	–	1	1	–	–	–	–	–	–	–	–
1220	22	33	28	14	29	26	6	22	18	8	7	8	–	–	–	8	4	2
1311	267	215	200	267	208	182	228	186	147	37	21	33	2	1	2	–	7	18
1312	29	26	21	29	25	20	26	23	17	1	2	3	2	–	–	–	1	1
1313	156	126	94	156	120	91	130	102	71	18	17	20	8	1	–	–	6	3
1314	49	34	33	49	33	31	36	27	26	13	6	5	–	–	–	–	1	2
1321	340	322	336	340	315	326	286	251	255	51	61	69	3	3	2	–	7	10
1322	19	17	7	19	17	7	16	12	7	3	5	–	–	–	–	–	–	–
1323	487	326	245	487	318	241	398	247	191	84	70	50	5	1	–	–	8	4
1330	163	104	108	163	103	107	132	77	87	29	22	20	2	4	–	–	1	1
1340	399	284	245	399	266	237	329	219	186	68	38	48	2	9	3	–	18	8
1351	343	344	269	343	318	255	264	234	186	69	76	65	10	8	4	–	26	14
1352	80	44	63	80	40	60	62	31	47	14	8	13	4	1	–	–	4	3
1353	49	60	55	49	59	52	44	48	44	5	7	7	–	4	1	–	1	3
1354	229	186	231	229	174	220	182	148	187	40	24	32	7	2	1	–	12	11
1359	645	529	511	645	506	487	530	408	394	100	90	84	15	8	9	–	23	24
1411	492	505	396	492	489	377	369	364	263	113	113	104	10	12	10	–	16	19
1412	1.273	995	1.015	1.273	916	939	802	576	564	417	304	349	54	36	26	–	79	76
1413	114	105	66	114	101	62	78	73	34	32	27	24	4	1	4	–	4	4
1414	87	65	43	79	62	40	65	47	18	14	15	20	–	–	2	8	3	3
1421	96	122	111	95	120	110	69	84	73	22	35	35	4	1	2	1	2	1
1422	18	12	18	17	12	18	4	10	10	11	2	6	2	–	2	1	–	–
1510	318	320	367	318	301	341	267	247	260	51	53	64	–	1	17	–	19	26
1521	78	76	49	56	61	39	43	47	28	11	11	8	2	3	3	22	15	10
1529	60	62	105	60	59	99	47	51	82	12	7	15	1	1	2	–	3	6
1531	304	203	264	299	181	225	193	112	131	100	67	91	6	2	3	5	22	39
1532	109	82	70	105	75	62	67	51	38	36	24	24	2	–	–	4	7	8
1533	171	122	110	171	118	104	107	71	58	61	47	45	3	–	1	–	4	6
1539	205	133	128	205	131	127	125	69	73	76	61	54	4	1	–	–	2	1
1540	77	97	97	77	93	93	54	75	62	22	16	31	1	2	–	–	4	4
1610	514	555	461	437	496	433	413	466	403	23	27	30	1	3	–	77	59	28
1621	178	152	113	178	144	111	156	135	97	18	7	13	4	2	1	–	8	2
1622	203	158	104	203	155	99	182	137	88	18	17	8	3	1	3	–	3	5
1623	436	403	311	436	377	294	407	356	268	27	19	26	2	2	–	–	26	17
1629	302	268	265	302	245	238	266	215	207	33	29	27	3	1	4	–	23	27
1710	234	221	193	234	215	190	223	198	181	10	13	7	1	4	2	–	6	3
1721	497	418	415	488	397	396	437	349	354	47	46	41	4	2	1	9	21	19
1722	37	47	41	37	42	40	33	36	38	4	6	2	–	–	–	–	5	1
1731	280	280	239	227	242	217	195	201	179	31	35	38	1	6	–	53	38	22
1732	106	74	93	100	66	85	86	50	61	13	14	23	1	2	1	6	8	8
1733	661	633	582	660	584	535	573	502	457	82	77	70	5	5	8	1	49	47
1741	259	223	160	231	204	143	198	177	121	30	24	22	3	3	–	28	19	17
1742	308	282	242	308	274	236	269	244	212	36	26	24	3	4	–	–	8	6
1749	257	236	211	246	223	197	201	185	163	41	37	32	4	1	2	11	13	14
1811	346	291	229	304	262	212	243	201	170	51	52	39	10	9	3	42	29	17
1812	427	347	286	299	267	258	208	181	189	77	78	66	14	8	3	128	80	28
1813	386	333	319	383	316	311	296	240	225	80	67	81	7	9	5	3	17	8
1821	110	93	98	105	90	95	74	61	65	31	26	25	–	3	5	5	3	3
1822	76	59	61	76	57	59	53	42	48	21	12	10	2	3	1	–	2	2
1830	1	3	4	1	3	4	–	3	2	–	–	2	1	–	–	–	–	–
1910	31	16	19	3	3	7	2	3	6	1	–	–	–	–	1	28	13	12
1921	714	648	538	709	642	534	487	433	324	199	201	204	23	8	6	5	6	4
1922	145	126	102	145	124	102	99	107	81	44	17	20	2	–	1	–	2	–
1931	2.493	2.334	2.049	2.465	2.245	1.958	2.309	2.103	1.825	154	140	129	2	2	4	28	89	91
1932	12	14	10	8	13	10	4	11	6	4	2	4	–	–	–	4	1	–
2011	18	14	15	18	14	15	14	13	13	3	1	2	1	–	–	–	–	–
2012	33	41	37	33	41	37	25	33	30	5	8	7	3	–	–	–	–	–
2013	415	429	347	415	420	341	367	372	297	47	45	42	1	3	2	–	9	6
2014	40	36	48	40	36	47	28	28	36	10	7	10	2	1	1	–	–	1
2019	162	161	131	162	159	123	141	130	105	21	25	15	–	4	3	–	2	8
2021	88	52	28	77	49	28	63	40	19	13	8	5	1	1	4	11	3	–
2022	25	14	26	18	12	24	16	10	19	2	2	5	–	–	–	7	2	2
2029	261	281	241	257	267	236	220	237	199	34	27	35	3	3	2	4	14	5
2031	109	102	68	99	90	60	91	74	47	7	15	10	1	1	3	10	12	8
2032	55	53	43	55	52	43	43	38	29	9	14	14	3	–	–	–	1	–
2033	7	25	6	7	25	6	7	25	4	–	–	2	–	–	–	–	–	–

Capítulo 1 - Brasil e Grandes Regiões

1.4 - Quantidade de acidentes do trabalho, por situação do registro e motivo, segundo a Classificação Nacional de Atividades Econômicas (CNAE), na Região Sudeste - 2014/2016

(continuação)

CNAE	QUANTIDADE DE ACIDENTES DO TRABALHO																	
	Total			Com CAT Registrada												Sem CAT Registrada		
				Total			Motivo											
							Típico			Trajeto			Doença do Trabalho					
	2014	2015	2016	2014	2015	2016	2014	2015	2016	2014	2015	2016	2014	2015	2016	2014	2015	2016
2040	166	134	104	135	118	100	112	104	90	19	13	9	4	1	1	31	16	4
2051	66	46	72	66	45	72	58	37	55	7	8	14	1	–	3	–	1	–
2052	29	35	35	29	35	35	23	27	30	6	7	5	–	1	–	–	–	–
2061	251	188	196	251	179	185	198	130	144	50	48	40	3	1	1	–	9	11
2062	294	266	249	294	264	246	244	242	198	46	19	47	4	3	1	–	2	3
2063	679	636	588	679	612	553	516	446	404	133	138	117	30	28	32	–	24	35
2071	322	296	258	322	285	246	253	194	178	54	79	57	15	12	11	–	11	12
2072	19	22	18	19	22	18	17	14	14	2	7	3	–	1	1	–	–	–
2073	63	31	41	63	31	39	48	28	32	5	3	4	10	–	3	–	–	2
2091	128	109	75	91	89	68	72	79	57	17	10	10	2	–	1	37	20	7
2092	104	100	96	104	100	94	86	76	83	18	22	11	–	2	–	–	–	2
2093	154	139	139	154	137	137	115	109	109	34	26	28	5	2	–	–	2	2
2094	4	7	10	4	5	10	3	2	6	1	3	4	–	–	–	–	2	–
2099	583	549	489	583	535	473	472	417	394	89	94	71	22	24	8	–	14	16
2110	84	83	88	83	78	87	58	56	67	25	19	17	–	3	3	1	5	1
2121	874	938	877	860	903	849	607	682	609	208	203	219	45	18	21	14	35	28
2122	156	110	123	151	105	118	132	85	84	16	19	32	3	1	2	5	5	5
2123	10	11	11	10	11	11	6	8	4	3	3	7	1	–	–	–	–	–
2211	684	496	369	662	485	349	535	379	266	64	55	39	63	51	44	22	11	20
2212	190	172	165	187	161	160	152	130	129	28	27	30	7	4	1	3	11	5
2219	1.024	742	646	832	633	578	671	520	466	110	94	104	51	19	8	192	109	68
2221	400	373	302	397	364	289	333	243	233	32	39	27	32	82	29	3	9	13
2222	2.006	1.832	1.747	1.986	1.739	1.655	1.681	1.450	1.369	259	245	268	46	44	18	20	93	92
2223	329	284	213	329	282	208	275	227	154	41	26	31	13	29	23	–	2	5
2229	3.259	2.451	2.095	3.256	2.353	1.995	2.720	1.933	1.617	456	359	329	80	61	49	3	98	100
2311	586	512	441	559	485	417	488	415	364	56	53	42	15	17	11	27	27	24
2312	190	143	189	190	136	177	159	117	156	23	15	16	8	4	5	–	7	12
2319	256	305	228	256	299	215	211	257	176	42	37	38	3	5	1	–	6	13
2320	272	185	243	260	176	238	193	152	177	48	15	20	19	9	41	12	9	5
2330	1.291	1.080	962	1.291	1.035	917	1.103	893	749	159	100	130	29	42	38	–	45	45
2341	149	105	72	149	104	68	129	92	61	14	11	6	6	1	1	–	1	4
2342	1.163	1.095	968	1.163	987	833	1.004	861	719	146	116	103	13	10	11	–	108	135
2349	212	209	207	212	192	184	155	145	129	51	38	44	6	9	11	–	17	23
2391	763	733	680	763	705	653	648	592	542	108	107	107	7	6	4	–	28	27
2392	144	137	96	144	135	94	127	117	87	3	9	7	14	9	–	–	2	2
2399	502	445	371	502	429	360	413	359	311	84	61	47	5	9	2	–	16	11
2411	305	195	257	305	187	239	274	173	184	26	13	14	5	1	41	–	8	18
2412	187	91	123	185	85	116	173	78	103	11	7	13	1	–	–	2	6	7
2421	82	45	48	82	43	44	76	40	43	6	3	1	–	–	–	–	2	4
2422	487	473	397	484	470	392	377	343	283	84	78	80	23	49	29	3	3	5
2423	719	563	453	719	543	448	558	396	330	77	66	70	84	81	48	–	20	5
2424	492	346	265	492	339	259	416	278	202	35	40	48	41	21	9	–	7	6
2431	326	231	151	325	219	132	265	157	101	30	14	17	30	48	14	1	12	19
2439	89	65	35	89	63	34	77	53	29	8	8	5	4	2	–	–	2	1
2441	317	272	246	317	266	237	266	210	166	25	28	50	26	28	21	–	6	9
2442	9	7	8	9	6	8	6	4	5	3	2	2	–	–	1	–	1	–
2443	114	132	135	114	125	130	86	96	108	9	8	10	19	21	12	–	7	5
2449	172	159	135	172	145	129	152	129	116	14	9	9	6	7	4	–	14	6
2451	1.417	994	782	1.416	969	759	1.253	874	684	98	57	57	65	38	18	1	25	23
2452	369	288	277	335	252	243	268	202	207	36	23	27	31	27	9	34	36	34
2511	1.337	964	767	1.230	851	673	1.044	746	581	154	91	84	32	14	8	107	113	94
2512	850	694	593	847	667	570	696	579	485	137	84	82	14	4	3	3	27	23
2513	501	322	217	501	313	208	410	268	174	61	32	25	30	13	9	–	9	9
2521	258	187	145	251	180	133	220	161	115	28	17	18	3	2	–	7	7	12
2522	140	77	76	94	47	62	79	39	49	15	8	12	–	–	1	46	30	14
2531	146	88	70	146	83	68	126	73	52	15	8	15	5	2	1	–	5	2
2532	754	560	449	754	537	435	631	461	380	96	61	44	27	15	11	–	23	14
2539	1.094	857	683	1.094	812	655	918	668	524	138	110	113	38	34	18	–	45	28
2541	15	8	12	15	8	12	13	7	11	2	1	1	–	–	–	–	–	–
2542	580	521	417	580	505	399	485	434	332	76	60	59	19	11	8	–	16	18
2543	244	192	192	244	189	185	196	159	142	43	27	35	5	3	8	–	3	7
2550	140	174	172	140	161	148	118	135	127	12	15	8	10	11	13	–	13	24
2591	392	368	324	392	350	308	335	307	246	42	32	38	15	11	24	–	18	16
2592	551	436	380	551	420	375	475	355	319	68	49	47	8	16	9	–	16	5
2593	339	289	248	339	277	238	269	212	198	53	51	30	17	14	10	–	12	10
2599	2.220	1.843	1.583	2.220	1.765	1.521	1.933	1.520	1.300	248	212	194	39	33	27	–	78	62
2610	213	189	122	213	182	120	113	112	74	86	65	40	14	5	6	–	7	2
2621	97	77	102	97	74	97	60	41	38	32	29	48	5	4	11	–	3	5
2622	265	249	172	265	241	167	166	125	112	81	90	43	18	26	12	–	8	5
2631	72	56	48	72	54	46	53	40	35	17	13	11	2	1	–	–	2	2
2632	100	73	62	100	72	61	46	36	42	38	24	16	16	12	3	–	1	1
2640	43	44	37	43	42	35	25	29	19	17	12	16	1	1	–	–	2	2
2651	263	190	125	263	184	123	190	129	81	69	50	42	4	5	–	–	6	2
2652	5	1	2	5	1	2	3	1	2	2	–	–	–	–	–	–	–	–
2660	74	59	59	74	58	58	46	37	36	27	20	22	1	1	–	–	1	1
2670	6	13	3	6	13	3	5	7	1	1	6	2	–	–	–	–	–	–

Capítulo 1 - Brasil e Grandes Regiões

1.4 - Quantidade de acidentes do trabalho, por situação do registro e motivo, segundo a Classificação Nacional de Atividades Econômicas (CNAE), na Região Sudeste - 2014/2016

(continuação)

CNAE	QUANTIDADE DE ACIDENTES DO TRABALHO																	
	Total			Com CAT Registrada												Sem CAT Registrada		
				Total			Motivo											
							Típico			Trajeto			Doença do Trabalho					
	2014	2015	2016	2014	2015	2016	2014	2015	2016	2014	2015	2016	2014	2015	2016	2014	2015	2016
2680	1	–	–	1	–	–	1	–	–	–	–	–	–	–	–	–	–	–
2710	526	386	298	526	380	272	417	291	194	86	68	61	23	21	17	–	6	26
2721	34	36	32	33	17	21	29	14	16	3	2	5	1	1	–	1	19	11
2722	91	46	65	83	39	58	69	30	39	11	5	14	3	4	5	8	7	7
2731	331	325	183	316	315	174	228	231	121	76	75	48	12	9	5	15	10	9
2732	140	113	118	140	106	106	100	75	69	35	29	35	5	2	2	–	7	12
2733	512	461	452	512	407	383	389	302	289	81	69	60	42	36	34	–	54	69
2740	208	148	102	208	139	98	161	108	80	42	27	14	5	4	4	–	9	4
2751	561	453	239	502	419	222	318	208	133	86	71	50	98	140	39	59	34	17
2759	180	154	150	180	141	135	145	103	104	29	32	27	6	6	4	–	13	15
2790	332	280	229	332	275	224	229	193	171	87	80	50	16	2	3	–	5	5
2811	264	166	136	227	155	125	189	131	112	28	17	12	10	7	1	37	11	11
2812	313	216	200	303	211	185	259	177	154	39	27	31	5	7	–	10	5	15
2813	263	232	193	259	213	177	208	163	141	47	45	34	4	5	2	4	19	16
2814	65	51	59	65	49	58	51	42	40	13	7	18	1	–	–	–	2	1
2815	205	204	227	205	195	208	163	151	157	37	35	38	5	9	13	–	9	19
2821	185	147	106	176	141	102	152	121	78	22	19	21	2	1	3	9	6	4
2822	509	362	251	500	349	240	409	306	192	84	37	47	7	6	1	9	13	11
2823	287	245	198	287	232	187	249	197	151	35	26	29	3	9	7	–	13	11
2824	37	15	22	37	13	22	28	11	19	9	2	2	–	–	1	–	2	–
2825	51	37	47	51	36	46	36	32	37	13	4	9	2	–	–	–	1	1
2829	1.212	1.040	696	1.212	1.005	665	1.008	811	549	170	163	104	34	31	12	–	35	31
2831	87	82	58	74	78	53	50	55	33	23	17	19	1	6	1	13	4	5
2832	56	42	34	56	40	31	50	34	28	6	6	3	–	–	–	–	2	3
2833	1.247	1.145	1.048	1.232	1.093	1.008	1.022	898	833	194	178	162	16	17	13	15	52	40
2840	359	286	211	359	280	204	304	240	172	49	32	29	6	8	3	–	6	7
2851	114	84	70	114	81	70	77	56	52	35	24	18	2	1	–	–	3	–
2852	206	163	98	206	160	95	184	141	86	22	18	8	–	1	1	–	3	3
2853	151	80	35	151	78	35	62	45	23	23	14	9	66	19	3	–	2	–
2854	238	153	138	238	148	129	204	122	110	29	24	12	5	2	7	–	5	9
2861	158	116	91	158	110	85	124	98	69	27	11	16	7	1	–	–	6	6
2862	351	263	280	351	255	266	301	213	218	47	40	46	3	2	2	–	8	14
2863	16	27	15	16	27	15	14	19	12	2	8	3	–	–	–	–	–	–
2864	20	18	15	20	18	15	14	13	9	3	2	5	3	3	1	–	–	–
2865	26	20	16	26	20	16	22	16	13	3	4	3	1	–	–	–	–	–
2866	39	24	20	39	24	19	31	15	12	8	9	7	–	–	–	–	–	1
2869	897	680	540	897	651	514	748	537	416	130	103	91	19	11	7	–	29	26
2910	2.345	1.457	1.211	2.330	1.412	1.192	1.444	797	743	313	232	211	573	383	238	15	45	19
2920	582	472	454	557	406	370	409	252	192	43	26	20	105	128	158	25	66	84
2930	1.549	970	777	1.549	949	759	1.424	866	685	103	73	67	22	10	7	–	21	18
2941	721	649	487	721	619	457	481	404	306	113	110	88	127	105	63	–	30	30
2942	269	277	164	269	272	160	208	207	129	42	34	18	19	31	13	–	5	4
2943	265	230	127	265	207	120	219	161	101	29	25	14	17	21	5	–	23	7
2944	428	302	242	428	280	224	344	207	177	54	45	38	30	28	9	–	22	18
2945	306	280	222	306	216	192	200	142	134	89	59	46	17	15	12	–	64	30
2949	4.071	3.311	2.752	4.071	3.119	2.616	3.132	2.349	2.080	588	499	381	351	271	155	–	192	136
2950	70	51	67	70	49	66	55	39	49	14	10	16	1	–	1	–	2	1
3011	1.059	793	288	1.059	777	278	941	688	244	82	57	28	36	32	6	–	16	10
3012	12	15	16	12	13	15	11	9	11	1	4	3	–	–	1	–	2	1
3031	232	160	140	232	145	124	155	88	87	29	26	14	48	31	23	–	15	16
3032	66	82	39	66	74	31	50	53	20	12	9	9	4	12	2	–	8	8
3041	351	324	258	351	317	250	254	250	188	53	36	38	44	31	24	–	7	8
3042	63	59	65	63	55	62	47	39	48	10	6	7	6	10	7	–	4	3
3091	28	21	26	28	20	25	20	10	18	8	10	7	–	–	–	–	1	1
3092	93	86	68	93	77	65	79	57	56	13	19	9	1	1	–	–	9	3
3099	65	34	34	65	33	33	57	29	30	8	4	2	–	–	1	–	1	1
3101	2.089	1.827	1.526	2.089	1.718	1.436	1.714	1.420	1.176	327	270	240	48	28	20	–	109	90
3102	641	422	338	641	392	322	534	323	261	79	61	56	28	8	5	–	30	16
3103	65	36	46	65	33	43	52	25	31	11	8	10	2	–	2	–	3	3
3104	272	226	209	272	213	191	210	178	158	52	29	29	10	6	4	–	13	18
3211	47	57	44	47	55	44	19	23	15	26	32	29	2	–	–	–	2	–
3212	67	49	60	64	45	58	35	27	25	28	18	33	1	–	–	3	4	2
3220	45	35	27	45	34	26	37	30	24	7	4	2	1	–	–	–	1	1
3230	117	100	52	45	30	24	39	27	19	5	3	5	1	–	–	72	70	28
3240	193	193	163	193	185	148	163	159	122	30	24	23	–	2	3	–	8	15
3250	666	604	501	666	580	478	426	390	310	201	168	157	39	22	11	–	24	23
3291	154	91	62	40	49	53	33	39	41	5	8	10	2	2	2	114	42	9
3292	145	104	91	145	101	88	111	81	65	32	19	20	2	1	3	–	3	3
3299	395	355	330	395	342	317	319	265	238	68	71	71	8	6	8	–	13	13
3311	78	54	54	78	52	51	69	43	44	8	9	5	1	–	2	–	2	3
3312	32	74	58	32	72	57	20	45	40	12	25	16	–	2	1	–	2	1
3313	122	116	123	122	111	119	97	77	83	25	32	35	–	2	1	–	5	4
3314	868	783	693	868	746	658	666	568	489	182	160	160	20	18	9	–	37	35
3315	46	36	37	46	33	34	33	24	26	9	6	6	4	3	2	–	3	3
3316	203	199	181	203	196	178	155	159	124	43	37	51	5	–	3	–	3	3
3317	152	93	69	152	90	66	127	68	50	17	21	14	8	1	2	–	3	3

Capítulo 1 - Brasil e Grandes Regiões

1.4 - Quantidade de acidentes do trabalho, por situação do registro e motivo, segundo a Classificação Nacional de Atividades Econômicas (CNAE), na Região Sudeste - 2014/2016

(continuação)

CNAE	QUANTIDADE DE ACIDENTES DO TRABALHO																	
	Total			Com CAT Registrada												Sem CAT Registrada		
				Total			Motivo											
							Típico			Trajeto			Doença do Trabalho					
	2014	2015	2016	2014	2015	2016	2014	2015	2016	2014	2015	2016	2014	2015	2016	2014	2015	2016
3319	62	103	71	62	98	67	51	68	53	11	29	12	–	1	2	–	5	4
3321	173	167	118	173	158	106	133	124	73	36	33	32	4	1	1	–	9	12
3329	124	115	98	124	110	90	95	91	69	26	19	21	3	–	–	–	5	8
3511	343	296	213	232	218	195	178	172	147	51	40	45	3	6	3	111	78	18
3512	96	93	100	91	90	100	63	70	69	25	17	29	3	3	2	5	3	–
3513	33	17	32	33	17	32	18	9	19	13	8	12	2	–	1	–	–	–
3514	553	589	546	553	586	545	326	363	326	220	210	210	7	13	9	–	3	1
3520	25	21	25	25	21	25	16	17	17	9	4	7	–	–	1	–	–	–
3530	6	11	5	6	10	5	5	8	4	1	2	1	–	–	–	–	1	–
3600	1.399	1.277	1.359	1.399	1.249	1.324	1.111	996	977	249	225	303	39	28	44	–	28	35
3701	66	68	91	66	66	88	51	51	64	13	15	24	2	–	–	–	2	3
3702	173	195	129	173	190	124	155	179	103	15	11	19	3	–	2	–	5	5
3811	3.195	3.079	3.022	3.195	2.959	2.905	2.865	2.626	2.598	321	286	295	9	47	12	–	120	117
3812	74	52	52	74	50	49	68	44	43	6	6	6	–	–	–	–	2	3
3821	1.113	644	477	1.113	629	469	913	474	351	182	135	105	18	20	13	–	15	8
3822	202	226	224	202	222	218	185	206	202	17	16	15	–	–	1	–	4	6
3831	114	107	78	114	95	69	93	75	58	21	16	11	–	4	–	–	12	9
3832	117	125	147	117	118	140	96	101	125	20	13	9	1	4	6	–	7	7
3839	172	179	139	172	172	131	151	156	111	20	16	20	1	–	–	–	7	8
3900	32	29	25	32	29	24	26	21	12	6	8	12	–	–	–	–	–	1
4110	2.280	2.495	2.157	2.280	2.430	2.133	2.011	2.204	1.886	249	196	232	20	30	15	–	65	24
4120	7.229	6.337	4.776	7.199	6.023	4.486	6.113	5.088	3.768	961	838	663	125	97	55	30	314	290
4211	2.597	1.958	1.643	2.581	1.866	1.563	2.278	1.656	1.384	288	201	166	15	9	13	16	92	80
4212	886	919	522	886	877	502	759	740	419	104	117	55	23	20	28	–	42	20
4213	521	483	492	521	449	454	445	370	371	71	72	78	5	7	5	–	34	38
4221	3.142	2.685	2.050	1.814	1.819	1.613	1.527	1.552	1.375	266	242	223	21	25	15	1.328	866	437
4222	305	310	451	305	282	436	269	236	350	36	42	82	–	4	4	–	28	15
4223	98	58	28	76	42	22	59	34	21	17	7	1	–	1	–	22	16	6
4291	123	88	31	123	86	28	110	78	25	8	3	2	5	5	1	–	2	3
4292	1.465	914	569	1.465	850	496	1.278	718	411	168	122	82	19	10	3	–	64	73
4299	1.738	1.349	924	1.738	1.254	857	1.417	1.085	713	306	154	136	15	15	8	–	95	67
4311	43	38	24	43	31	23	34	28	17	9	3	6	–	–	–	–	7	1
4312	79	79	59	79	77	58	64	70	52	13	7	5	2	–	1	–	2	1
4313	573	600	487	573	560	459	459	474	389	105	81	68	9	5	2	–	40	28
4319	26	32	8	26	31	7	23	29	7	2	2	–	1	–	–	–	1	1
4321	960	1.001	897	960	963	848	688	704	583	260	247	258	12	12	7	–	38	49
4322	615	494	487	615	477	450	429	308	303	175	157	145	11	12	2	–	17	37
4329	562	601	528	562	554	483	409	391	344	150	153	128	3	10	11	–	47	45
4330	1.185	871	715	1.185	818	665	924	627	497	227	163	156	34	28	12	–	53	50
4391	455	354	238	455	340	216	422	306	193	29	29	20	4	5	3	–	14	22
4399	1.376	1.134	1.007	1.376	1.086	967	1.129	895	779	224	171	169	23	20	19	–	48	40
4511	1.240	1.045	928	1.236	1.013	904	806	650	554	409	354	347	21	9	3	4	32	24
4512	180	110	67	24	10	20	19	7	15	5	3	5	–	–	–	156	100	47
4520	1.015	874	907	1.015	850	887	743	614	607	253	219	259	19	17	21	–	24	20
4530	2.379	2.160	2.091	2.379	2.083	2.045	1.632	1.418	1.385	708	639	630	39	26	30	–	77	46
4541	383	308	266	332	273	243	140	112	101	190	158	140	2	3	2	51	35	23
4542	10	6	2	3	4	2	3	2	2	–	2	–	–	–	–	7	2	–
4543	34	16	25	26	10	23	12	7	14	14	3	9	–	–	–	8	6	2
4611	6	13	23	6	11	23	5	9	18	1	2	5	–	–	–	–	2	–
4612	2	2	–	2	2	–	1	1	–	–	1	–	1	–	–	–	–	–
4613	6	9	4	6	8	3	4	7	2	2	1	1	–	–	–	–	1	1
4614	7	3	12	7	3	12	1	3	7	6	–	4	–	–	1	–	–	–
4615	4	–	1	4	–	1	3	–	–	1	–	1	–	–	–	–	–	–
4616	13	4	3	13	4	3	6	3	2	7	1	1	–	–	–	–	–	–
4617	31	32	30	31	29	29	17	12	13	14	17	15	–	–	1	–	3	1
4618	10	10	13	10	10	12	8	3	7	2	6	4	–	1	1	–	–	1
4619	19	29	29	19	25	25	10	16	16	7	8	8	2	1	1	–	4	4
4621	215	181	189	215	171	178	185	149	137	26	21	41	4	1	–	–	10	11
4622	29	32	35	29	31	34	26	28	27	3	3	7	–	–	–	–	1	1
4623	134	182	161	134	169	150	97	127	116	34	40	33	3	2	1	–	13	11
4631	124	135	135	124	123	126	77	86	77	43	36	49	4	1	–	–	12	9
4632	107	97	103	107	90	96	85	67	71	21	22	24	1	1	1	–	7	7
4633	325	387	391	325	364	375	240	263	285	79	94	83	6	7	7	–	23	16
4634	313	265	253	313	245	234	245	190	179	53	50	53	15	5	2	–	20	19
4635	1.314	1.277	1.240	1.314	1.216	1.171	951	903	817	337	299	345	26	14	9	–	61	69
4636	41	44	60	41	34	47	24	22	27	17	12	19	–	–	1	–	10	13
4637	317	318	323	317	299	300	213	201	201	99	89	92	5	9	7	–	19	23
4639	871	876	882	871	828	838	623	607	608	229	212	220	19	9	10	–	48	44
4641	92	78	61	92	72	54	62	48	32	29	22	19	1	2	3	–	6	7
4642	97	91	73	97	85	72	53	50	39	39	29	32	5	6	1	–	6	1
4643	34	21	20	34	20	19	22	9	14	12	10	5	–	1	–	–	1	1
4644	213	243	267	213	235	255	121	144	152	87	89	98	5	2	5	–	8	12
4645	154	168	161	154	160	156	76	76	81	73	79	72	5	5	3	–	8	5
4646	240	295	285	240	283	272	122	160	141	112	117	123	6	6	8	–	12	13
4647	189	163	144	189	150	136	119	81	80	66	64	53	4	5	3	–	13	8
4649	360	433	332	360	410	320	240	259	209	109	140	104	11	11	7	–	23	12

Capítulo 1 - Brasil e Grandes Regiões

1.4 - Quantidade de acidentes do trabalho, por situação do registro e motivo, segundo a Classificação Nacional de Atividades Econômicas (CNAE), na Região Sudeste - 2014/2016

(continuação)

CNAE	QUANTIDADE DE ACIDENTES DO TRABALHO																	
	Total			Com CAT Registrada												Sem CAT Registrada		
				Total			Motivo											
							Típico			Trajeto			Doença do Trabalho					
	2014	2015	2016	2014	2015	2016	2014	2015	2016	2014	2015	2016	2014	2015	2016	2014	2015	2016
4651	82	76	96	82	71	93	46	26	39	34	43	52	2	2	2	–	5	3
4652	44	31	39	44	31	39	14	17	19	30	14	20	–	–	–	–	–	–
4661	199	210	187	199	202	181	161	160	138	36	42	39	2	–	4	–	8	6
4662	98	89	76	98	84	68	76	70	47	20	11	19	2	3	2	–	5	8
4663	262	218	174	262	211	168	182	153	119	75	51	47	5	7	2	–	7	6
4664	46	22	33	46	22	33	29	10	20	15	12	13	2	–	–	–	–	–
4665	34	34	38	34	34	36	26	23	17	8	10	19	–	1	–	–	–	2
4669	255	231	194	255	221	182	165	132	124	87	80	55	3	9	3	–	10	12
4671	142	101	98	142	92	91	118	85	81	20	6	10	4	1	–	–	9	7
4672	253	220	214	253	214	201	205	172	160	45	41	41	3	1	–	–	6	13
4673	70	80	66	70	72	63	60	49	49	10	21	12	–	2	2	–	8	3
4674	69	64	59	69	60	56	57	48	41	12	12	14	–	–	1	–	4	3
4679	434	453	333	434	439	327	354	357	266	76	73	54	4	9	7	–	14	6
4681	176	148	145	176	143	142	116	101	97	57	42	41	3	–	4	–	5	3
4682	372	401	300	372	392	291	316	329	243	50	45	45	6	18	3	–	9	9
4683	136	125	161	136	123	157	101	86	109	32	37	47	3	–	1	–	2	4
4684	120	112	98	120	109	96	92	78	67	26	28	29	2	3	–	–	3	2
4685	340	288	262	340	277	254	293	255	211	41	22	40	6	–	3	–	11	8
4686	232	216	191	232	209	185	190	179	152	39	30	32	3	–	1	–	7	6
4687	725	670	604	725	639	581	625	562	513	92	72	65	8	5	3	–	31	23
4689	347	269	276	347	254	262	245	204	176	95	46	81	7	4	5	–	15	14
4691	336	384	440	336	364	417	265	282	325	68	76	85	3	6	7	–	20	23
4692	25	32	39	25	30	38	19	14	22	6	16	16	–	–	–	–	2	1
4693	577	590	462	577	560	434	428	427	297	139	127	132	10	6	5	–	30	28
4711	11.784	11.692	12.196	11.784	10.827	11.415	9.723	8.801	9.218	1.925	1.875	2.083	136	151	114	–	865	781
4712	889	905	939	889	873	915	691	649	663	174	204	223	24	20	29	–	32	24
4713	760	806	643	760	775	615	490	485	363	246	267	231	24	23	21	–	31	28
4721	982	870	903	982	834	870	733	645	597	225	178	253	24	11	20	–	36	33
4722	611	590	721	611	567	707	509	445	587	93	114	115	9	8	5	–	23	14
4723	189	202	210	189	195	199	131	126	124	54	65	68	4	4	7	–	7	11
4724	355	361	331	355	349	324	273	273	239	79	69	80	3	7	5	–	12	7
4729	585	623	572	585	591	552	399	430	374	171	153	172	15	8	6	–	32	20
4731	1.081	1.059	1.063	1.081	1.021	1.046	570	539	556	494	469	478	17	13	12	–	38	17
4732	26	26	38	26	25	38	20	17	23	6	8	15	–	–	–	–	1	–
4741	176	147	127	176	144	123	106	76	71	70	66	51	–	2	1	–	3	4
4742	279	244	211	279	237	198	203	153	137	68	81	61	8	3	–	–	7	13
4743	414	324	309	414	315	295	353	265	238	53	43	55	8	7	2	–	9	14
4744	3.850	3.327	3.124	3.850	3.205	2.994	3.045	2.521	2.353	740	618	606	65	66	35	–	122	130
4751	403	390	379	403	378	372	188	181	193	205	194	174	10	3	5	–	12	7
4752	219	188	173	219	184	167	104	95	72	112	86	93	3	3	2	–	4	6
4753	1.386	1.133	873	1.386	1.043	817	865	623	532	407	337	265	114	83	20	–	90	56
4754	721	643	580	721	622	573	487	401	385	211	203	180	23	18	8	–	21	7
4755	230	193	165	230	189	163	146	105	81	77	79	80	7	5	2	–	4	2
4756	14	10	10	14	10	10	6	5	2	8	4	8	–	1	–	–	–	–
4757	129	99	112	129	96	108	82	57	69	46	37	38	1	2	1	–	3	4
4759	258	297	266	258	290	260	166	178	166	84	105	86	8	7	8	–	7	6
4761	283	246	271	283	232	264	169	135	136	108	93	122	6	4	6	–	14	7
4762	7	3	5	7	3	5	2	1	1	5	2	4	–	–	–	–	–	–
4763	246	243	234	246	237	231	153	137	128	91	97	98	2	3	5	–	6	3
4771	1.404	1.334	1.377	1.404	1.302	1.357	846	719	789	543	571	560	15	12	8	–	32	20
4772	178	213	229	178	207	225	90	104	106	82	97	118	6	6	1	–	6	4
4773	49	33	46	49	31	45	19	19	23	26	11	21	4	1	1	–	2	1
4774	99	81	79	99	81	77	46	33	26	50	46	51	3	2	–	–	–	2
4781	1.508	1.410	1.319	1.508	1.349	1.289	844	782	711	628	540	550	36	27	28	–	61	30
4782	505	530	479	505	521	468	295	315	265	201	197	194	9	9	9	–	9	11
4783	62	59	41	62	57	41	27	25	22	35	30	18	–	2	1	–	2	–
4784	335	336	312	335	329	305	240	229	244	86	95	59	9	5	2	–	7	7
4785	41	40	31	41	39	29	32	33	22	9	6	6	–	–	1	–	1	2
4789	1.920	1.667	1.573	1.920	1.609	1.528	1.310	1.062	944	566	506	547	44	41	37	–	58	45
4911	283	273	244	283	268	239	195	201	177	68	58	50	20	9	12	–	5	5
4912	1.079	1.097	1.140	1.079	1.089	1.134	843	856	867	228	220	261	8	13	6	–	8	6
4921	2.589	2.524	2.417	2.589	2.233	2.102	1.696	1.454	1.323	819	736	706	74	43	73	–	291	315
4922	698	723	628	698	646	537	493	446	390	191	194	111	14	6	36	–	77	91
4923	57	62	29	57	60	28	37	31	15	20	27	13	–	2	–	–	2	1
4924	32	23	23	32	23	22	19	12	16	11	9	5	2	2	1	–	–	1
4929	361	356	347	361	317	315	240	203	192	113	104	120	8	10	3	–	39	32
4930	7.906	7.320	6.924	7.905	6.821	6.447	5.957	5.185	4.864	1.850	1.536	1.485	98	100	98	1	499	477
4940	184	144	108	184	142	108	150	103	74	31	39	33	3	–	1	–	2	–
4950	2	2	1	2	2	1	2	1	–	–	1	1	–	–	–	–	–	–
5011	65	59	54	65	59	52	56	57	48	9	1	4	–	1	–	–	–	2
5012	18	14	29	18	13	27	17	11	25	1	2	2	–	–	–	–	1	2
5021	20	19	4	20	16	4	19	14	4	1	2	–	–	–	–	–	3	–
5022	2	–	–	2	–	–	2	–	–	–	–	–	–	–	–	–	–	–
5030	453	400	292	422	372	283	393	315	253	24	55	24	5	2	6	31	28	9
5091	37	33	9	37	33	9	29	22	6	8	10	3	–	1	–	–	–	–
5111	764	642	484	616	533	453	399	352	248	216	174	188	1	7	17	148	109	31

Capítulo 1 - Brasil e Grandes Regiões

1.4 - Quantidade de acidentes do trabalho, por situação do registro e motivo, segundo a Classificação Nacional de Atividades Econômicas (CNAE), na Região Sudeste - 2014/2016

(continuação)

CNAE	QUANTIDADE DE ACIDENTES DO TRABALHO																	
	Total			Com CAT Registrada												Sem CAT Registrada		
				Total			Motivo											
							Típico			Trajeto			Doença do Trabalho					
	2014	2015	2016	2014	2015	2016	2014	2015	2016	2014	2015	2016	2014	2015	2016	2014	2015	2016
5112	78	63	40	50	35	37	34	25	20	16	10	17	–	–	–	28	28	3
5120	33	11	15	20	10	13	14	3	9	6	7	4	–	–	–	13	1	2
5211	977	1.028	949	933	938	893	733	733	666	194	201	218	6	4	9	44	90	56
5212	651	538	396	400	373	317	321	293	230	69	76	84	10	4	3	251	165	79
5221	389	426	436	377	374	407	299	309	340	76	65	62	2	–	5	12	52	29
5222	153	150	140	149	145	135	99	83	83	49	61	49	1	1	3	4	5	5
5223	312	331	426	308	315	410	130	143	201	174	165	206	4	7	3	4	16	16
5229	283	289	314	279	274	301	206	206	217	70	64	77	3	4	7	4	15	13
5231	496	538	488	493	526	473	333	384	315	157	140	154	3	2	4	3	12	15
5232	116	58	48	91	46	44	63	25	18	28	20	26	–	1	–	25	12	4
5239	54	39	36	54	39	34	41	28	23	12	11	10	1	–	1	–	–	2
5240	584	543	511	584	527	496	415	383	355	162	142	117	7	2	24	–	16	15
5250	580	484	376	580	443	345	383	280	197	190	154	140	7	9	8	–	41	31
5310	8.529	8.656	7.997	8.529	8.655	7.993	7.459	7.607	6.922	684	617	638	386	431	433	–	1	4
5320	761	600	588	761	566	560	464	317	336	293	243	221	4	6	3	–	34	28
5510	1.246	1.354	1.400	1.246	1.280	1.351	918	952	977	306	310	341	22	18	33	–	74	49
5590	46	40	48	46	36	48	33	25	34	10	11	13	3	–	1	–	4	–
5611	5.882	5.984	6.100	5.882	5.739	5.975	4.391	4.332	4.295	1.371	1.313	1.594	120	94	86	–	245	125
5612	27	34	26	27	34	25	18	22	17	7	11	7	2	1	1	–	–	1
5620	3.280	2.781	2.745	3.280	2.529	2.492	2.580	1.912	1.852	643	576	616	57	41	24	–	252	253
5811	69	48	54	69	45	54	39	29	32	27	15	21	3	1	1	–	3	–
5812	31	36	28	31	34	27	16	21	18	15	12	9	–	1	–	–	2	1
5813	9	11	5	9	10	5	3	5	2	6	5	3	–	–	–	–	1	–
5819	10	5	6	10	5	6	5	3	1	5	1	5	–	1	–	–	–	–
5821	125	85	72	125	81	70	89	57	46	33	21	24	3	3	–	–	4	2
5822	118	135	104	118	130	100	65	76	56	51	51	43	2	3	1	–	5	4
5823	29	28	15	29	27	14	21	19	11	8	8	3	–	–	–	–	1	1
5829	137	108	100	137	104	98	100	82	82	36	22	16	1	–	–	–	4	2
5911	28	24	28	19	20	28	8	8	11	10	11	17	1	1	–	9	4	–
5912	2	2	3	2	2	3	–	–	1	1	2	2	1	–	–	–	–	–
5913	2	2	2	2	2	2	2	1	–	–	1	2	–	–	–	–	–	–
5914	79	78	70	79	76	70	68	53	54	10	23	15	1	–	1	–	2	–
5920	5	7	2	5	7	2	2	4	1	3	3	1	–	–	–	–	–	–
6010	59	42	54	24	28	31	11	11	8	10	15	23	3	2	–	35	14	23
6021	452	492	421	425	460	393	302	319	249	110	124	136	13	17	8	27	32	28
6022	12	15	15	11	11	12	4	7	9	6	4	1	1	–	2	1	4	3
6110	278	289	288	278	267	279	178	182	178	93	81	96	7	4	5	–	22	9
6120	215	482	469	215	439	418	72	222	218	136	213	193	7	4	7	–	43	51
6130	5	3	5	5	3	5	1	2	2	4	1	3	–	–	–	–	–	–
6141	277	27	30	274	26	29	156	19	25	118	6	4	–	1	–	3	1	1
6142	4	2	–	4	2	–	2	2	–	2	–	–	–	–	–	–	–	–
6143	9	28	17	9	19	15	3	11	4	6	8	10	–	–	1	–	9	2
6190	494	415	455	494	384	426	386	289	338	103	87	85	5	8	3	–	31	29
6201	1.066	569	374	236	260	249	66	61	59	165	188	185	5	11	5	830	309	125
6202	73	74	66	73	74	64	12	22	13	57	51	51	4	1	–	–	–	2
6203	88	104	80	88	100	76	20	19	16	65	78	58	3	3	2	–	4	4
6204	244	250	243	244	237	230	64	61	56	176	172	172	4	4	2	–	13	13
6209	235	245	203	235	232	198	92	78	85	141	149	110	2	5	3	–	13	5
6311	204	182	177	151	159	154	51	57	70	97	100	81	3	2	3	53	23	23
6319	22	38	51	22	32	48	4	10	12	18	22	34	–	–	2	–	6	3
6391	5	1	1	5	1	1	3	1	1	2	–	–	–	–	–	–	–	–
6399	20	19	24	20	19	21	7	6	6	13	13	14	–	–	1	–	–	3
6410	4	3	4	4	3	4	4	3	3	–	–	–	–	–	1	–	–	–
6421	234	270	192	234	267	190	180	214	139	39	40	45	15	13	6	–	3	2
6422	2.940	3.222	2.991	2.940	2.881	2.732	813	803	620	538	570	568	1.589	1.508	1.544	–	341	259
6423	227	266	197	227	227	168	102	108	73	112	101	82	13	18	13	–	39	29
6424	44	65	72	44	62	71	10	21	23	30	34	47	4	7	1	–	3	1
6431	6	15	18	6	14	18	1	3	4	4	9	13	1	2	1	–	1	–
6432	4	2	3	4	2	3	4	1	–	–	1	2	–	–	1	–	–	–
6433	55	33	54	55	32	53	12	5	8	42	27	45	1	–	–	–	1	1
6434	6	5	7	6	4	7	1	3	–	5	1	7	–	–	–	–	1	–
6435	4	–	–	–	–	–	–	–	–	–	–	–	–	–	–	4	–	–
6436	18	12	18	18	12	18	8	4	5	10	6	7	–	2	6	–	–	–
6437	–	1	1	–	1	1	–	–	1	–	1	–	–	–	–	–	–	–
6450	2	5	8	2	5	8	–	1	4	2	4	3	–	–	1	–	–	–
6461	1	–	–	1	–	–	–	–	–	1	–	–	–	–	–	–	–	–
6462	164	171	168	164	166	166	98	108	105	64	56	58	2	2	3	–	5	2
6463	28	33	57	28	33	55	17	26	42	11	5	12	–	2	1	–	–	2
6470	7	5	15	7	5	15	7	5	14	–	–	1	–	–	–	–	–	–
6491	5	3	12	5	3	12	1	2	1	4	1	11	–	–	–	–	–	–
6493	45	40	57	45	36	56	18	16	18	27	20	38	–	–	–	–	4	1
6499	14	22	17	14	22	17	3	8	5	9	14	12	2	–	–	–	–	–
6511	52	60	59	52	60	57	20	14	18	28	45	39	4	1	–	–	–	2
6512	144	110	157	144	107	153	42	33	46	96	74	104	6	–	3	–	3	4
6520	19	23	15	19	23	14	6	5	4	13	16	10	–	2	–	–	–	1
6530	10	5	2	10	5	2	7	5	–	3	–	2	–	–	–	–	–	–

Capítulo 1 - Brasil e Grandes Regiões

1.4 - Quantidade de acidentes do trabalho, por situação do registro e motivo, segundo a Classificação Nacional de Atividades Econômicas (CNAE), na Região Sudeste - 2014/2016

(continuação)

CNAE	QUANTIDADE DE ACIDENTES DO TRABALHO																	
	Total			Com CAT Registrada												Sem CAT Registrada		
				Total			Motivo											
							Típico			Trajeto			Doença do Trabalho					
	2014	2015	2016	2014	2015	2016	2014	2015	2016	2014	2015	2016	2014	2015	2016	2014	2015	2016
6541	55	42	49	55	42	49	14	9	14	38	33	34	3	–	1	–	–	–
6542	16	15	14	16	15	14	7	6	2	7	8	12	2	1	–	–	–	–
6550	851	981	967	851	943	932	510	579	591	336	362	332	5	2	9	–	38	35
6611	10	13	7	8	2	5	6	–	4	2	2	1	–	–	–	2	11	2
6612	27	35	30	22	33	30	3	7	16	19	26	12	–	–	2	5	2	–
6613	47	26	11	24	20	10	11	8	4	12	12	6	1	–	–	23	6	1
6619	87	80	68	87	79	67	38	33	33	44	39	29	5	7	5	–	1	1
6621	18	17	13	8	9	7	3	3	3	4	6	4	1	–	–	10	8	6
6622	89	77	97	88	71	94	22	16	27	62	52	64	4	3	3	1	6	3
6629	19	30	10	19	27	10	6	4	–	10	23	9	3	–	1	–	3	–
6630	49	54	23	3	11	19	1	9	16	2	2	3	–	–	–	46	43	4
6810	368	375	344	368	364	339	305	308	283	57	50	51	6	6	5	–	11	5
6821	136	130	140	136	127	139	67	70	67	66	53	71	3	4	1	–	3	1
6822	183	197	216	183	191	211	120	122	131	60	67	73	3	2	7	–	6	5
6911	148	178	156	148	174	151	32	57	53	114	115	95	2	2	3	–	4	5
6912	50	39	50	50	39	50	12	13	17	37	26	32	1	–	1	–	–	–
6920	764	708	736	764	696	729	266	198	217	489	485	503	9	13	9	–	12	7
7010	14	10	5	9	4	4	9	4	4	–	–	–	–	–	–	5	6	1
7020	339	382	380	337	364	375	126	142	125	204	210	248	7	12	2	2	18	5
7111	54	28	28	54	27	28	42	21	24	12	6	4	–	–	–	–	1	–
7112	1.751	1.543	1.256	1.751	1.453	1.187	1.239	1.040	834	490	397	340	22	16	13	–	90	69
7119	253	187	131	253	182	126	160	110	75	89	70	49	4	2	2	–	5	5
7120	157	151	171	157	148	167	87	78	88	64	67	76	6	3	3	–	3	4
7210	400	334	310	394	328	305	305	244	206	83	78	94	6	6	5	6	6	5
7220	28	19	10	15	13	6	11	9	6	4	4	–	–	–	–	13	6	4
7311	76	59	53	34	40	49	12	11	17	21	28	32	1	1	–	42	19	4
7312	22	25	27	22	25	27	15	18	22	7	7	5	–	–	–	–	–	–
7319	179	224	207	179	213	190	71	110	83	105	101	107	3	2	–	–	11	17
7320	64	41	19	38	34	18	15	13	3	23	21	15	–	–	–	26	7	1
7410	12	24	22	12	24	21	9	18	18	3	6	3	–	–	–	–	–	1
7420	87	93	80	53	34	49	27	21	29	24	9	18	2	4	2	34	59	31
7490	316	337	310	316	320	297	202	229	195	104	83	98	10	8	4	–	17	13
7500	29	27	37	29	27	36	17	16	20	10	8	15	2	3	1	–	–	1
7711	238	247	225	238	232	208	142	129	121	86	94	83	10	9	4	–	15	17
7719	74	42	36	74	39	34	52	29	29	19	9	3	3	1	2	–	3	2
7721	4	8	4	4	8	4	3	4	1	1	3	2	–	1	1	–	–	–
7722	15	30	14	15	29	14	8	14	8	7	14	6	–	1	–	–	1	–
7723	22	26	23	22	25	22	10	18	13	10	5	8	2	2	1	–	1	1
7729	63	61	55	63	57	53	46	39	36	17	18	14	–	–	3	–	4	2
7731	38	23	19	38	22	19	33	17	16	5	5	3	–	–	–	–	1	–
7732	521	551	494	521	514	475	405	398	381	107	112	92	9	4	2	–	37	19
7733	60	67	61	54	58	57	17	17	25	37	40	32	–	1	–	6	9	4
7739	440	440	399	440	423	387	333	327	293	101	89	90	6	7	4	–	17	12
7740	19	23	27	19	23	27	7	8	7	11	15	18	1	–	2	–	–	–
7810	429	459	377	429	416	326	171	146	124	249	262	195	9	8	7	–	43	51
7820	1.411	1.174	1.053	1.411	1.014	865	660	403	361	732	589	490	19	22	14	–	160	188
7830	406	468	523	406	405	458	192	182	199	205	214	244	9	9	15	–	63	65
7911	111	108	102	111	105	101	35	40	30	70	63	70	6	2	1	–	3	1
7912	1	1	2	1	–	2	1	–	1	–	–	1	–	–	–	–	1	–
7990	7	4	8	7	4	8	1	2	3	6	2	5	–	–	–	–	–	–
8011	1.658	1.712	1.631	1.653	1.430	1.338	474	391	359	1.163	1.020	960	16	19	19	5	282	293
8012	692	714	747	667	635	678	362	330	326	291	293	315	14	12	37	25	79	69
8020	302	301	290	302	284	278	162	171	149	139	113	127	1	–	2	–	17	12
8030	72	90	39	–	1	2	–	–	2	–	1	–	–	–	–	72	89	37
8111	707	783	850	707	691	754	312	311	324	370	367	415	25	13	15	–	92	96
8112	2.219	2.246	2.261	2.219	2.175	2.219	1.595	1.551	1.558	568	581	621	56	43	40	–	71	42
8121	3.052	3.272	3.045	3.049	2.601	2.412	1.703	1.445	1.273	1.255	1.081	1.088	91	75	51	3	671	633
8122	138	193	182	132	163	155	68	94	69	62	69	80	2	–	6	6	30	27
8129	793	749	893	793	688	827	613	510	646	167	162	171	13	16	10	–	61	66
8130	165	209	213	116	164	194	93	136	166	22	27	27	1	1	1	49	45	19
8211	947	1.054	1.085	781	839	900	419	427	488	346	400	390	16	12	22	166	215	185
8219	330	276	284	330	262	267	165	116	122	154	143	141	11	3	4	–	14	17
8220	1.547	1.752	1.685	1.533	1.418	1.421	491	454	425	980	890	931	62	74	65	14	334	264
8230	129	171	164	129	163	156	83	116	104	40	43	50	6	4	2	–	8	8
8291	337	242	201	227	169	178	72	55	54	137	107	117	18	7	7	110	73	23
8292	145	153	120	145	141	115	119	113	77	22	26	35	4	2	3	–	12	5
8299	1.709	1.505	1.387	1.709	1.359	1.263	1.040	831	716	632	500	534	37	28	13	–	146	124
8411	10.664	11.510	10.948	10.664	10.200	9.889	8.213	7.840	7.548	2.311	2.242	2.229	140	118	112	–	1.310	1.059
8412	140	162	202	140	156	198	97	127	155	42	28	38	1	1	5	–	6	4
8413	91	52	72	91	52	71	51	28	47	39	24	24	1	–	–	–	–	1
8422	55	75	46	55	75	46	54	72	46	1	2	–	–	1	–	–	–	–
8423	47	33	28	47	29	28	34	26	27	12	2	1	1	1	–	–	4	–
8424	34	56	36	34	51	27	25	35	24	7	16	3	2	–	–	–	5	9
8425	–	1	–	–	1	–	–	1	–	–	–	–	–	–	–	–	–	–
8430	34	40	27	34	40	27	30	32	16	4	6	11	–	2	–	–	–	–

Capítulo 1 - Brasil e Grandes Regiões

1.4 - Quantidade de acidentes do trabalho, por situação do registro e motivo, segundo a Classificação Nacional de Atividades Econômicas (CNAE), na Região Sudeste - 2014/2016

(conclusão)

CNAE	QUANTIDADE DE ACIDENTES DO TRABALHO																	
	Total			Com CAT Registrada												Sem CAT Registrada		
				Total			Motivo											
							Típico			Trajeto			Doença do Trabalho					
	2014	2015	2016	2014	2015	2016	2014	2015	2016	2014	2015	2016	2014	2015	2016	2014	2015	2016
8511	1.983	1.489	1.134	364	477	571	244	350	417	111	121	145	9	6	9	1.619	1.012	563
8512	340	382	401	334	363	385	234	255	275	90	99	102	10	9	8	6	19	16
8513	829	767	873	732	721	852	505	501	587	207	214	251	20	6	14	97	46	21
8520	258	273	286	258	258	282	178	195	196	78	60	80	2	3	6	–	15	4
8531	872	1.175	1.060	803	725	695	546	511	499	237	191	190	20	23	6	69	450	365
8532	1.031	1.171	1.128	1.010	1.129	1.102	789	870	826	213	236	248	8	23	28	21	42	26
8533	97	118	97	97	117	95	61	82	61	36	33	33	–	2	1	–	1	2
8541	76	83	90	76	78	88	47	44	54	28	34	32	1	–	2	–	5	2
8542	25	18	31	9	12	24	8	7	15	1	5	8	–	–	1	16	6	7
8550	216	221	241	216	209	231	138	127	155	75	79	74	3	3	2	–	12	10
8591	12	12	23	12	12	20	8	6	13	4	6	6	–	–	1	–	–	3
8592	30	27	22	30	27	21	12	10	11	16	16	9	2	1	1	–	–	1
8593	69	88	84	69	84	84	32	28	40	34	52	40	3	4	4	–	4	–
8599	1.148	1.208	1.072	1.148	1.177	1.051	671	698	594	468	456	449	9	23	8	–	31	21
8610	32.912	33.734	32.521	32.912	32.038	30.932	26.506	25.808	24.627	6.104	5.961	6.072	302	269	233	–	1.696	1.589
8621	76	132	148	76	126	143	50	72	91	26	53	52	–	1	–	–	6	5
8622	35	27	16	35	24	16	20	8	8	15	16	7	–	–	1	–	3	–
8630	2.112	2.749	3.275	2.112	2.666	3.176	1.490	1.862	2.194	601	776	960	21	28	22	–	83	99
8640	2.487	2.820	2.772	2.484	2.756	2.731	1.708	1.886	1.882	753	856	840	23	14	9	3	64	41
8650	339	381	285	339	362	269	176	192	126	162	168	142	1	2	1	–	19	16
8660	368	551	641	368	537	633	291	418	502	73	117	128	4	2	3	–	14	8
8690	1.998	1.833	1.985	1.998	1.771	1.929	1.583	1.386	1.494	399	365	430	16	20	5	–	62	56
8711	373	417	383	373	390	362	280	300	266	86	84	92	7	6	4	–	27	21
8712	61	78	76	61	76	72	30	38	27	30	38	45	1	–	–	–	2	4
8720	244	299	275	244	284	269	206	244	219	35	40	49	3	–	1	–	15	6
8730	322	275	285	322	261	276	243	200	221	72	55	52	7	6	3	–	14	9
8800	1.076	1.150	1.055	1.076	1.101	1.011	696	712	648	360	364	349	20	25	14	–	49	44
9001	70	57	51	70	56	50	53	41	41	17	14	8	–	1	1	–	1	1
9002	2	4	1	2	3	–	1	3	–	1	–	–	–	–	–	–	1	1
9003	5	5	9	5	5	9	3	3	8	2	2	1	–	–	–	–	–	–
9101	3	4	5	3	4	5	3	2	2	–	2	3	–	–	–	–	–	–
9102	8	3	6	8	3	6	8	3	5	–	–	–	–	–	1	–	–	–
9103	46	36	33	46	36	33	40	31	30	6	5	3	–	–	–	–	–	–
9200	7	18	9	7	18	9	6	13	7	1	5	2	–	–	–	–	–	–
9311	13	21	14	13	20	14	9	14	8	4	6	6	–	–	–	–	1	–
9312	556	559	609	556	521	587	433	405	443	114	109	138	9	7	6	–	38	22
9313	124	136	158	124	131	156	59	71	87	60	58	67	5	2	2	–	5	2
9319	85	62	90	85	58	86	62	44	61	22	12	23	1	2	2	–	4	4
9321	157	119	75	157	114	74	142	91	64	15	23	9	–	–	1	–	5	1
9329	153	136	106	153	129	100	118	90	74	32	38	24	3	1	2	–	7	6
9411	89	72	96	89	68	93	47	34	48	39	34	41	3	–	4	–	4	3
9412	161	163	154	161	138	127	90	85	65	69	52	62	2	1	–	–	25	27
9420	177	219	196	177	206	180	81	100	98	86	93	67	10	13	15	–	13	16
9430	2.162	2.263	2.183	2.162	2.177	2.111	1.521	1.564	1.514	588	568	563	53	45	34	–	86	72
9491	446	494	419	446	471	410	308	349	310	128	113	93	10	9	7	–	23	9
9492	572	193	100	6	2	3	5	1	2	1	1	1	–	–	–	566	191	97
9493	37	60	50	37	57	48	32	38	22	5	18	25	–	1	1	–	3	2
9499	441	531	597	441	515	578	320	382	420	114	124	152	7	9	6	–	16	19
9511	141	126	112	141	117	105	69	53	62	70	59	41	2	5	2	–	9	7
9512	73	65	90	73	60	88	52	40	53	20	19	32	1	1	3	–	5	2
9521	140	109	94	140	106	90	82	62	65	54	42	25	4	2	–	–	3	4
9529	156	97	98	156	93	92	120	69	64	32	24	25	4	–	3	–	4	6
9601	393	341	396	393	310	368	305	230	298	72	69	62	16	11	8	–	31	28
9602	139	128	149	139	126	148	60	63	67	74	54	70	5	9	11	–	2	1
9603	112	131	159	112	124	154	67	82	100	42	42	53	3	–	1	–	7	5
9609	88	78	74	88	72	72	46	45	41	41	24	29	1	3	2	–	6	2
9700	25	29	36	25	29	36	21	18	28	4	10	8	–	1	–	–	–	–
9900	8	8	6	6	7	6	2	3	3	4	4	3	–	–	–	2	1	–
Ignorado	50.615	25.320	24.525	1.699	1.456	1.584	1.558	1.283	1.395	126	152	172	15	21	17	48.916	23.864	22.941

Fonte: DATAPREV, CAT, SUB.
Nota: Os dados são preliminares, estando sujeitos a correções.

Capítulo 1 - Brasil e Grandes Regiões

1.5 - Quantidade de acidentes do trabalho, por situação do registro e motivo, segundo a Classificação Nacional de Atividades Econômicas (CNAE), na Região Sul - 2014/2016

(continua)

CNAE	QUANTIDADE DE ACIDENTES DO TRABALHO																	
	Total			Com CAT Registrada												Sem CAT Registrada		
				Total			Motivo											
							Típico			Trajeto			Doença do Trabalho					
	2014	2015	2016	2014	2015	2016	2014	2015	2016	2014	2015	2016	2014	2015	2016	2014	2015	2016
TOTAL	**159.001**	**138.886**	**130.232**	**117.848**	**107.219**	**101.011**	**93.409**	**84.800**	**78.606**	**21.077**	**19.751**	**20.252**	**3.362**	**2.668**	**2.153**	**41.153**	**31.667**	**29.221**
0111	458	248	194	256	183	163	203	165	139	48	16	21	5	2	3	202	65	31
0112	228	147	98	4	5	4	4	5	4	–	–	–	–	–	–	224	142	94
0113	131	139	195	96	133	188	90	99	123	1	8	47	5	26	18	35	6	7
0114	2	6	1	–	3	–	–	3	–	–	–	–	–	–	–	2	3	1
0115	130	111	115	130	110	112	118	95	102	12	15	10	–	–	–	–	1	3
0116	15	5	2	15	5	1	12	5	1	3	–	–	–	–	–	–	–	1
0119	33	32	47	33	32	47	29	27	41	4	5	6	–	–	–	–	–	–
0121	1.256	445	453	33	20	44	24	16	34	8	4	10	1	–	–	1.223	425	409
0122	10	7	10	9	6	10	5	5	6	4	1	4	–	–	–	1	1	–
0131	13	7	10	13	7	10	11	5	10	2	2	–	–	–	–	–	–	–
0132	2	5	2	2	5	2	1	5	2	1	–	–	–	–	–	–	–	–
0133	173	222	224	173	199	199	160	185	192	12	14	7	1	–	–	–	23	25
0134	27	12	4	4	5	1	4	4	–	–	1	1	–	–	–	23	7	3
0139	154	85	83	25	18	26	22	16	23	2	2	2	1	–	1	129	67	57
0141	104	141	129	104	139	128	90	124	118	14	14	9	–	1	1	–	2	1
0142	3	6	5	2	3	4	1	3	4	1	–	–	–	–	–	1	3	1
0151	153	89	95	153	89	94	143	84	90	10	5	4	–	–	–	–	–	1
0152	9	10	9	9	10	8	9	9	7	–	1	1	–	–	–	–	–	1
0153	–	–	2	–	–	2	–	–	2	–	–	–	–	–	–	–	–	–
0154	112	136	146	112	130	141	96	112	124	15	16	17	1	2	–	–	6	5
0155	426	358	355	426	333	336	365	291	286	49	32	40	12	10	10	–	25	19
0159	2	3	4	2	3	4	2	3	3	–	–	1	–	–	–	–	–	–
0161	384	383	414	384	369	404	360	342	376	24	25	28	–	2	–	–	14	10
0162	85	88	66	85	79	53	75	71	46	8	8	7	2	–	–	–	9	13
0163	32	48	41	32	38	30	24	29	25	8	7	5	–	2	–	–	10	11
0210	294	325	281	294	291	256	281	279	240	12	12	16	1	–	–	–	34	25
0220	4	5	4	4	4	4	3	4	4	1	–	–	–	–	–	–	1	–
0230	146	200	199	146	191	191	134	174	177	12	17	14	–	–	–	–	9	8
0311	19	15	15	19	14	15	18	14	14	–	–	1	1	–	–	–	1	–
0312	7	1	–	1	–	–	1	–	–	–	–	–	–	–	–	6	1	–
0321	1	1	2	1	–	2	1	–	1	–	–	1	–	–	–	–	1	–
0322	4	2	2	4	2	2	4	2	1	–	–	1	–	–	–	–	–	–
0500	262	253	173	262	240	165	232	211	149	26	21	13	4	8	3	–	13	8
0600	5	3	–	5	2	–	3	2	–	2	–	–	–	–	–	–	1	–
0724	7	5	4	6	5	2	4	4	1	2	1	1	–	–	–	1	–	2
0810	251	275	206	251	257	189	211	224	161	35	30	25	5	3	3	–	18	17
0891	23	20	7	23	19	7	21	16	7	2	3	–	–	–	–	–	1	–
0892	5	5	7	5	3	6	3	2	5	2	1	1	–	–	–	–	2	1
0899	26	33	17	26	33	16	18	30	12	8	3	4	–	–	–	–	–	1
0910	12	7	3	12	3	1	9	2	–	3	1	1	–	–	–	–	4	2
0990	6	9	7	6	8	6	5	6	5	1	2	1	–	–	–	–	1	1
1011	786	818	899	786	752	835	693	655	743	38	45	42	55	52	50	–	66	64
1012	6.567	6.365	5.702	5.811	5.745	5.206	4.672	4.760	4.476	513	480	432	626	505	298	756	620	496
1013	572	501	494	572	469	464	452	413	400	41	29	39	79	27	25	–	32	30
1020	319	270	184	319	255	170	247	220	142	44	26	27	28	9	1	–	15	14
1031	29	40	33	29	34	30	27	28	23	2	5	6	–	1	1	–	6	3
1032	86	69	55	86	69	52	82	61	46	4	7	6	–	1	–	–	–	3
1033	50	33	43	50	31	40	45	28	31	4	3	8	1	–	1	–	2	3
1041	183	251	247	183	241	241	153	211	203	29	30	37	1	–	1	–	10	6
1042	6	5	5	6	5	5	4	5	4	2	–	1	–	–	–	–	–	–
1043	17	26	14	17	26	13	11	21	11	5	5	1	1	–	1	–	–	1
1051	118	141	129	118	131	107	90	109	93	27	21	14	1	1	–	–	10	22
1052	389	433	509	389	401	482	342	335	411	46	62	71	1	4	–	–	32	27
1053	33	47	39	33	41	34	26	29	25	7	12	9	–	–	–	–	6	5
1061	276	275	242	276	256	225	242	216	194	31	33	29	3	7	2	–	19	17
1062	166	186	172	166	170	149	147	149	129	17	21	20	2	–	–	–	16	23
1063	58	33	50	58	31	47	50	28	43	8	3	4	–	–	–	–	2	3
1064	38	19	30	38	19	28	28	18	17	10	1	10	–	–	1	–	–	2
1065	65	97	94	65	90	88	54	81	72	11	9	16	–	–	–	–	7	6
1066	395	464	433	395	438	394	338	382	326	48	54	64	9	2	4	–	26	39
1069	144	123	145	144	116	138	126	95	123	18	20	15	–	1	–	–	7	7
1071	445	424	373	445	365	339	418	336	320	19	27	16	8	2	3	–	59	34
1072	26	19	39	26	17	38	26	16	38	–	1	–	–	–	–	–	2	1
1081	11	18	18	11	7	10	9	7	8	2	–	2	–	–	–	–	11	8
1082	73	70	83	73	66	80	60	56	67	13	10	13	–	–	–	–	4	3
1091	456	425	478	456	390	443	345	321	360	101	64	79	10	5	4	–	35	35
1092	138	161	159	138	156	155	112	133	118	26	22	35	–	1	2	–	5	4
1093	230	167	150	230	154	139	129	103	92	44	32	33	57	19	14	–	13	11
1094	129	189	153	129	169	131	104	120	100	21	46	29	4	3	2	–	20	22
1095	10	8	11	10	7	10	8	4	9	2	3	1	–	–	–	–	1	1

Capítulo 1 - Brasil e Grandes Regiões

1.5 - Quantidade de acidentes do trabalho, por situação do registro e motivo, segundo a Classificação Nacional de Atividades Econômicas (CNAE), na Região Sul - 2014/2016

(continuação)

CNAE	QUANTIDADE DE ACIDENTES DO TRABALHO																	
	Total			Com CAT Registrada												Sem CAT Registrada		
				Total			Motivo											
							Típico			Trajeto			Doença do Trabalho					
	2014	2015	2016	2014	2015	2016	2014	2015	2016	2014	2015	2016	2014	2015	2016	2014	2015	2016
1096	75	70	62	75	62	58	73	55	48	–	5	9	2	2	1	–	8	4
1099	450	404	366	450	361	340	369	291	270	73	69	66	8	1	4	–	43	26
1111	25	11	8	9	8	6	9	5	5	–	3	1	–	–	–	16	3	2
1112	110	79	47	103	79	43	94	63	39	8	13	4	1	3	–	7	–	4
1113	137	135	118	132	129	110	114	111	90	17	15	20	1	3	–	5	6	8
1121	30	24	41	30	21	39	22	17	33	8	4	6	–	–	–	–	3	2
1122	421	298	320	421	294	313	340	241	240	80	53	73	1	–	–	–	4	7
1210	146	152	133	146	151	131	107	118	94	32	22	30	7	11	7	–	1	2
1220	62	50	34	62	45	31	48	34	20	14	11	11	–	–	–	–	5	3
1311	151	139	93	151	122	79	118	93	59	31	29	18	2	–	2	–	17	14
1312	14	11	9	14	11	8	12	10	6	2	1	2	–	–	–	–	–	1
1313	56	52	72	56	48	68	49	46	63	7	2	4	–	–	1	–	4	4
1314	26	17	6	26	16	6	23	12	3	3	4	3	–	–	–	–	1	–
1321	77	60	44	77	55	43	58	46	33	19	9	10	–	–	–	–	5	1
1322	3	1	1	3	1	1	2	1	1	1	–	–	–	–	–	–	–	–
1323	52	54	63	52	45	54	39	40	42	13	5	12	–	–	–	–	9	9
1330	148	131	136	148	117	127	113	84	90	35	33	37	–	–	–	–	14	9
1340	447	362	334	447	336	307	347	244	222	95	89	84	5	3	1	–	26	27
1351	280	232	206	280	213	196	217	153	132	47	48	61	16	12	3	–	19	10
1352	11	17	11	11	17	11	8	12	10	3	5	1	–	–	–	–	–	–
1353	43	31	40	43	29	39	37	24	27	6	5	11	–	–	1	–	2	1
1354	78	84	90	78	66	82	64	46	62	11	19	20	3	1	–	–	18	8
1359	113	97	83	113	93	80	79	65	54	33	25	25	1	3	1	–	4	3
1411	64	52	47	64	44	39	30	25	26	34	19	12	–	–	1	–	8	8
1412	926	1.041	915	926	916	798	567	572	503	346	337	282	13	7	13	–	125	117
1413	24	31	22	24	26	20	17	17	13	7	8	7	–	1	–	–	5	2
1414	64	38	32	63	34	28	45	25	22	18	9	5	–	–	1	1	4	4
1421	5	1	–	4	1	–	3	1	–	1	–	–	–	–	–	1	–	–
1422	110	50	36	109	44	34	81	31	27	27	13	7	1	–	–	1	6	2
1510	293	216	207	293	197	187	262	169	160	30	26	26	1	2	1	–	19	20
1521	50	55	35	39	46	35	26	32	26	12	13	9	1	1	–	11	9	–
1529	24	23	24	24	21	23	22	15	17	2	6	6	–	–	–	–	2	1
1531	501	484	420	492	437	378	345	310	258	141	122	119	6	5	1	9	47	42
1532	19	28	21	17	21	15	12	19	11	5	2	4	–	–	–	2	7	6
1533	226	264	265	226	244	246	173	153	167	50	91	79	3	–	–	–	20	19
1539	36	35	40	36	31	36	24	23	26	12	8	10	–	–	–	–	4	4
1540	117	112	105	117	106	95	86	77	78	29	29	16	2	–	1	–	6	10
1610	945	927	911	907	846	853	858	792	803	46	44	48	3	10	2	38	81	58
1621	568	525	453	568	494	422	513	459	386	49	32	32	6	3	4	–	31	31
1622	405	371	354	405	344	332	370	312	297	33	30	34	2	2	1	–	27	22
1623	154	123	119	154	112	113	143	105	103	8	7	10	3	–	–	–	11	6
1629	208	201	240	208	193	222	187	174	202	21	19	18	–	–	2	–	8	18
1710	118	195	177	118	194	176	115	186	157	3	8	18	–	–	1	–	1	1
1721	516	577	503	506	536	470	457	475	414	45	59	53	4	2	3	10	41	33
1722	37	47	33	37	39	23	33	32	21	4	7	2	–	–	–	–	8	10
1731	154	164	137	141	143	124	127	126	100	14	17	24	–	–	–	13	21	13
1732	22	25	28	20	23	28	16	17	20	4	6	8	–	–	–	2	2	–
1733	191	162	131	191	156	122	162	135	102	27	20	19	2	1	1	–	6	9
1741	233	149	88	152	114	68	123	93	54	25	17	13	4	4	1	81	35	20
1742	73	84	70	73	80	67	64	74	56	8	6	10	1	–	1	–	4	3
1749	88	122	76	78	80	49	70	72	37	7	7	12	1	1	–	10	42	27
1811	73	49	42	34	47	37	30	33	24	4	14	12	–	–	1	39	2	5
1812	143	70	41	6	11	11	3	8	7	3	3	4	–	–	–	137	59	30
1813	167	129	116	167	123	106	133	90	87	34	32	18	–	1	1	–	6	10
1821	31	19	16	27	16	16	17	10	11	10	6	4	–	–	1	4	3	–
1822	19	15	13	19	12	12	15	9	7	3	1	5	1	2	–	–	3	1
1830	1	2	–	1	2	–	1	2	–	–	–	–	–	–	–	–	–	–
1910	50	22	27	18	12	17	9	11	16	9	–	1	–	1	–	32	10	10
1921	120	85	75	116	83	75	100	70	61	15	12	14	1	1	–	4	2	–
1922	15	14	7	15	13	6	12	11	5	2	2	1	1	–	–	–	1	1
1931	222	228	171	161	155	127	152	138	124	9	17	3	–	–	–	61	73	44
1932	38	52	14	34	47	12	32	45	12	2	2	–	–	–	–	4	5	2
2011	2	3	2	2	2	2	2	2	1	–	–	1	–	–	–	–	1	–
2012	–	1	2	–	1	2	–	1	1	–	–	1	–	–	–	–	–	–
2013	356	345	280	356	332	268	307	294	241	49	30	24	–	8	3	–	13	12
2014	8	10	5	8	10	5	6	6	4	2	4	–	–	–	1	–	–	–
2019	13	19	24	13	19	24	10	15	22	2	3	2	1	1	–	–	–	–
2021	62	21	12	43	15	9	40	14	9	2	1	–	1	–	–	19	6	3
2022	32	19	23	9	10	11	7	9	11	2	1	–	–	–	–	23	9	12
2029	86	79	62	83	75	59	78	69	53	5	6	5	–	–	1	3	4	3
2031	42	23	19	36	20	19	33	19	19	3	1	–	–	–	–	6	3	–

Capítulo 1 - Brasil e Grandes Regiões

1.5 - Quantidade de acidentes do trabalho, por situação do registro e motivo, segundo a Classificação Nacional de Atividades Econômicas (CNAE), na Região Sul - 2014/2016

(continuação)

CNAE	QUANTIDADE DE ACIDENTES DO TRABALHO																	
	Total			Com CAT Registrada												Sem CAT Registrada		
				Total			Motivo											
							Típico			Trajeto			Doença do Trabalho					
	2014	2015	2016	2014	2015	2016	2014	2015	2016	2014	2015	2016	2014	2015	2016	2014	2015	2016
2032	7	7	10	7	7	10	6	6	9	1	1	1	–	–	–	–	–	–
2033	5	5	11	5	5	11	4	3	10	1	2	1	–	–	–	–	–	–
2040	20	10	6	15	9	6	15	9	6	–	–	–	–	–	–	5	1	–
2051	24	20	19	24	13	13	18	12	13	5	1	–	1	–	–	–	7	6
2052	7	4	5	7	4	5	4	3	5	3	1	–	–	–	–	–	–	–
2061	53	61	46	53	58	42	42	47	34	10	11	8	1	–	–	–	3	4
2062	21	17	24	21	17	24	13	13	16	7	4	8	1	–	–	–	–	–
2063	71	60	76	71	54	73	55	38	60	15	14	12	1	2	1	–	6	3
2071	151	122	84	151	119	83	125	95	61	22	23	21	4	1	1	–	3	1
2072	5	2	4	5	2	4	4	2	2	1	–	2	–	–	–	–	–	–
2073	21	3	10	21	3	10	20	2	7	1	1	3	–	–	–	–	–	–
2091	40	32	41	26	21	33	22	13	26	4	6	7	–	2	–	14	11	8
2092	53	49	53	53	43	48	50	39	44	3	3	4	–	1	–	–	6	5
2093	23	7	17	23	7	17	20	5	14	3	2	3	–	–	–	–	–	–
2094	1	2	–	1	2	–	1	2	–	–	–	–	–	–	–	–	–	–
2099	174	164	160	174	159	151	146	129	134	28	29	15	–	1	2	–	5	9
2110	8	7	6	7	7	6	6	6	5	1	1	1	–	–	–	1	–	–
2121	110	171	109	99	155	104	83	124	77	16	30	27	–	1	–	11	16	5
2122	11	24	19	11	24	18	7	18	17	4	6	1	–	–	–	–	–	1
2123	3	7	3	3	1	–	3	1	–	–	–	–	–	–	–	–	6	3
2211	148	131	161	137	116	140	108	94	99	25	18	28	4	4	13	11	15	21
2212	66	76	75	65	72	65	49	58	56	15	13	7	1	1	2	1	4	10
2219	391	242	214	295	184	190	246	154	151	46	29	35	3	1	4	96	58	24
2221	104	115	110	99	103	105	80	79	89	16	22	16	3	2	–	5	12	5
2222	855	884	765	853	823	697	736	697	571	108	122	121	9	4	5	2	61	68
2223	149	141	140	149	131	131	114	102	98	34	27	31	1	2	2	–	10	9
2229	1.207	916	894	1.202	836	816	1.026	694	671	164	134	137	12	8	8	5	80	78
2311	235	152	154	218	144	150	194	134	131	23	10	18	1	–	1	17	8	4
2312	4	2	4	4	2	3	4	1	2	–	1	1	–	–	–	–	–	1
2319	129	120	112	129	111	106	115	100	84	14	10	22	–	1	–	–	9	6
2320	75	58	47	71	55	47	59	48	41	11	7	6	1	–	–	4	3	–
2330	754	680	590	754	634	542	663	530	464	85	100	70	6	4	8	–	46	48
2341	15	12	5	15	12	4	12	8	4	3	4	–	–	–	–	–	–	1
2342	913	818	644	913	789	611	807	695	516	97	93	90	9	1	5	–	29	33
2349	49	73	52	49	67	49	31	51	32	18	16	17	–	–	–	–	6	3
2391	110	118	127	110	114	122	92	92	89	18	21	31	–	1	2	–	4	5
2392	29	19	23	29	17	21	26	15	20	2	2	1	1	–	–	–	2	2
2399	48	40	33	48	36	32	39	32	21	7	3	11	2	1	–	–	4	1
2412	3	–	–	3	–	–	3	–	–	–	–	–	–	–	–	–	–	–
2421	5	4	4	5	4	4	4	3	4	1	1	–	–	–	–	–	–	–
2422	10	7	3	5	7	3	4	5	2	1	2	1	–	–	–	5	–	–
2423	100	63	49	100	61	47	70	43	33	15	13	12	15	5	2	–	2	2
2424	38	26	34	38	26	31	36	24	28	2	2	2	–	–	1	–	–	3
2431	99	97	37	99	91	32	89	79	29	6	6	2	4	6	1	–	6	5
2439	35	26	13	35	26	11	31	23	11	2	3	–	2	–	–	–	–	2
2441	73	58	56	72	58	51	56	47	40	13	9	11	3	2	–	1	–	5
2443	1	12	6	1	12	6	1	10	2	–	2	3	–	–	1	–	–	–
2449	61	39	30	61	35	30	49	30	26	12	5	4	–	–	–	–	4	–
2451	2.372	1.781	1.543	2.369	1.753	1.516	2.199	1.636	1.360	111	95	132	59	22	24	3	28	27
2452	98	88	61	92	77	60	77	61	52	13	14	7	2	2	1	6	11	1
2511	709	499	400	682	451	371	623	418	331	49	30	33	10	3	7	27	48	29
2512	361	354	307	353	344	287	292	304	232	50	38	50	11	2	5	8	10	20
2513	40	38	41	40	37	38	36	33	35	3	4	3	1	–	–	–	1	3
2521	61	60	65	57	56	61	50	45	55	4	6	5	3	5	1	4	4	4
2522	62	53	29	23	25	20	17	21	20	6	4	–	–	–	–	39	28	9
2531	128	103	126	128	100	123	100	73	92	14	11	25	14	16	6	–	3	3
2532	191	197	151	191	191	136	170	162	109	21	28	26	–	1	1	–	6	15
2539	460	299	262	460	282	251	396	222	197	53	51	52	11	9	2	–	17	11
2541	135	154	130	135	152	128	127	136	106	7	15	18	1	1	4	–	2	2
2542	126	145	104	126	138	101	101	106	87	19	27	12	6	5	2	–	7	3
2543	243	230	209	243	225	206	213	196	162	28	24	36	2	5	8	–	5	3
2550	177	156	64	177	139	58	123	107	39	37	26	15	17	6	4	–	17	6
2591	177	143	107	177	139	104	166	125	87	8	9	15	3	5	2	–	4	3
2592	160	137	157	160	122	144	134	100	120	21	21	22	5	1	2	–	15	13
2593	171	149	162	171	135	149	142	115	126	27	18	21	2	2	2	–	14	13
2599	742	598	449	742	573	422	636	485	346	88	77	69	18	11	7	–	25	27
2610	126	118	97	126	115	97	94	87	55	28	25	39	4	3	3	–	3	–
2621	60	41	20	60	41	20	28	25	9	29	15	10	3	1	1	–	–	–
2622	31	56	66	31	56	65	19	43	52	8	12	10	4	1	3	–	–	1
2631	9	14	12	9	13	12	7	9	9	2	3	2	–	1	1	–	1	–
2632	32	42	76	32	38	74	24	24	16	3	10	56	5	4	2	–	4	2

Capítulo 1 - Brasil e Grandes Regiões

1.5 - Quantidade de acidentes do trabalho, por situação do registro e motivo, segundo a Classificação Nacional de Atividades Econômicas (CNAE), na Região Sul - 2014/2016

(continuação)

CNAE	QUANTIDADE DE ACIDENTES DO TRABALHO																	
	Total			Com CAT Registrada												Sem CAT Registrada		
				Total			Motivo											
							Típico			Trajeto			Doença do Trabalho					
	2014	2015	2016	2014	2015	2016	2014	2015	2016	2014	2015	2016	2014	2015	2016	2014	2015	2016
2640	53	61	34	53	58	33	28	45	23	9	6	7	16	7	3	–	3	1
2651	113	99	76	113	90	72	50	54	36	56	32	36	7	4	–	–	9	4
2652	1	2	6	1	2	2	1	2	–	–	–	2	–	–	–	–	–	4
2660	11	5	6	11	5	6	7	4	4	4	1	2	–	–	–	–	–	–
2670	4	1	7	4	1	7	3	1	4	–	–	3	1	–	–	–	–	–
2680	1	–	1	1	–	1	1	–	1	–	–	–	–	–	–	–	–	–
2710	379	284	232	379	259	213	276	175	129	98	77	83	5	7	1	–	25	19
2721	6	3	–	3	1	–	3	1	–	–	–	–	–	–	–	3	2	–
2722	111	115	100	107	89	77	81	75	63	21	13	14	5	1	–	4	26	23
2731	137	100	101	129	93	88	93	56	66	27	29	20	9	8	2	8	7	13
2732	77	49	54	77	48	52	49	35	36	19	9	10	9	4	6	–	1	2
2733	81	79	76	81	71	74	62	61	67	16	9	6	3	1	1	–	8	2
2740	38	40	30	38	39	28	34	32	23	4	7	5	–	–	–	–	1	2
2751	401	242	206	366	230	189	269	157	115	65	53	60	32	20	14	35	12	17
2759	65	74	38	65	62	36	52	45	22	11	15	11	2	2	3	–	12	2
2790	116	79	74	116	76	72	85	58	49	26	17	19	5	1	4	–	3	2
2811	37	23	23	20	17	18	17	15	17	3	2	1	–	–	–	17	6	5
2812	84	88	67	76	79	62	59	62	42	16	14	16	1	3	4	8	9	5
2813	57	61	52	55	55	45	43	46	34	12	9	9	–	–	2	2	6	7
2814	178	129	132	178	123	126	119	78	86	57	44	36	2	1	4	–	6	6
2815	54	48	39	54	43	26	41	36	22	12	3	4	1	4	–	–	5	13
2821	53	27	13	47	19	10	40	17	8	6	1	2	1	1	–	6	8	3
2822	249	225	183	248	214	165	209	162	135	27	35	23	12	17	7	1	11	18
2823	208	211	205	208	191	192	174	163	151	30	22	28	4	6	13	–	20	13
2824	65	41	41	65	41	41	51	28	20	8	5	6	6	8	15	–	–	–
2825	15	13	14	15	12	12	14	11	10	1	1	2	–	–	–	–	1	2
2829	353	290	232	353	278	211	293	239	179	56	33	30	4	6	2	–	12	21
2831	170	78	82	169	74	80	124	60	56	26	8	12	19	6	12	1	4	2
2832	3	5	4	3	5	4	2	1	3	1	4	1	–	–	–	–	–	–
2833	1.581	1.175	1.006	1.566	1.106	934	1.393	974	812	128	76	90	45	56	32	15	69	72
2840	177	176	131	177	172	126	149	148	107	26	22	18	2	2	1	–	4	5
2851	272	98	99	272	88	96	102	76	87	9	10	9	161	2	–	–	10	3
2852	5	5	3	5	5	3	3	5	1	2	–	2	–	–	–	–	–	–
2853	22	16	12	22	16	9	17	14	6	5	2	3	–	–	–	–	–	3
2854	39	49	17	39	45	16	29	35	10	9	6	5	1	4	1	–	4	1
2861	64	46	44	64	45	42	55	38	36	9	7	6	–	–	–	–	1	2
2862	216	177	148	216	166	126	188	138	99	25	23	21	3	5	6	–	11	22
2863	22	30	14	22	27	14	13	22	5	8	5	9	1	–	–	–	3	–
2864	32	24	14	32	24	14	28	19	12	3	5	1	1	–	1	–	–	–
2865	21	40	30	21	39	30	16	35	26	5	4	2	–	–	2	–	1	–
2866	28	12	8	28	11	7	23	9	4	5	2	3	–	–	–	–	1	1
2869	379	360	271	379	340	247	332	298	202	42	40	41	5	2	4	–	20	24
2910	528	374	338	526	370	330	397	270	258	84	64	37	45	36	35	2	4	8
2920	204	126	75	200	110	73	160	90	54	36	18	17	4	2	2	4	16	2
2930	1.232	1.090	923	1.232	1.031	894	1.129	942	826	71	57	38	32	32	30	–	59	29
2941	548	434	332	548	421	321	462	375	272	74	39	39	12	7	10	–	13	11
2942	285	251	261	285	242	259	213	182	204	27	26	28	45	34	27	–	9	2
2943	304	251	190	304	237	177	276	222	161	19	13	9	9	2	7	–	14	13
2944	68	62	60	68	49	52	57	39	42	8	6	8	3	4	2	–	13	8
2945	66	73	77	66	50	47	35	20	24	20	28	20	11	2	3	–	23	30
2949	759	577	549	759	545	517	614	454	420	95	72	73	50	19	24	–	32	32
2950	25	26	28	25	25	28	22	19	18	3	6	10	–	–	–	–	1	–
3011	658	538	372	658	509	353	564	411	248	82	77	85	12	21	20	–	29	19
3012	48	38	46	48	37	46	35	27	38	11	8	6	2	2	2	–	1	–
3031	2	7	15	2	7	13	1	4	9	1	3	4	–	–	–	–	–	2
3032	20	14	3	20	13	2	19	8	1	–	3	–	1	2	1	–	1	1
3091	11	4	9	11	4	9	6	3	6	5	1	3	–	–	–	–	–	–
3092	31	36	14	31	34	14	24	27	11	7	7	2	–	–	1	–	2	–
3099	18	15	15	18	14	14	16	13	12	2	1	1	–	–	1	–	1	1
3101	1.486	1.512	1.304	1.486	1.351	1.156	1.243	1.152	980	212	184	157	31	15	19	–	161	148
3102	288	202	147	288	189	135	247	147	111	35	35	19	6	7	5	–	13	12
3103	51	67	54	51	50	48	43	44	35	8	6	13	–	–	–	–	17	6
3104	144	87	87	144	78	81	112	62	58	27	15	20	5	1	3	–	9	6
3211	12	16	14	12	15	12	7	8	8	5	7	4	–	–	–	–	1	2
3212	11	2	1	2	2	1	1	2	–	1	–	1	–	–	–	9	–	–
3220	–	2	3	–	2	3	–	2	3	–	–	–	–	–	–	–	–	–
3230	92	52	27	25	11	16	17	8	10	7	3	6	1	–	–	67	41	11
3240	46	35	28	46	33	25	36	28	23	10	5	2	–	–	–	–	2	3
3250	126	141	136	126	133	126	86	99	89	34	34	36	6	–	1	–	8	10
3291	108	81	61	87	59	59	74	48	51	12	11	7	1	–	1	21	22	2
3292	68	58	24	68	48	21	56	32	16	10	16	5	2	–	–	–	10	3

Capítulo 1 - Brasil e Grandes Regiões

1.5 - Quantidade de acidentes do trabalho, por situação do registro e motivo, segundo a Classificação Nacional de Atividades Econômicas (CNAE), na Região Sul - 2014/2016

(continuação)

CNAE	QUANTIDADE DE ACIDENTES DO TRABALHO																	
	Total			Com CAT Registrada												Sem CAT Registrada		
				Total			Motivo											
							Típico			Trajeto			Doença do Trabalho					
	2014	2015	2016	2014	2015	2016	2014	2015	2016	2014	2015	2016	2014	2015	2016	2014	2015	2016
3299	173	176	132	173	167	121	147	137	94	23	27	27	3	3	–	–	9	11
3311	37	22	23	37	20	18	34	19	15	3	1	1	–	–	2	–	2	5
3312	23	18	11	23	17	11	14	11	5	9	6	6	–	–	–	–	1	–
3313	20	23	25	20	21	25	18	13	13	2	7	11	–	1	1	–	2	–
3314	203	186	194	203	177	183	172	143	144	30	32	38	1	2	1	–	9	11
3315	13	9	7	13	9	6	10	6	5	1	3	1	2	–	–	–	–	1
3316	104	121	125	104	121	125	87	96	90	14	15	18	3	10	17	–	–	–
3317	87	42	14	87	39	14	78	29	12	8	10	2	1	–	–	–	3	–
3319	25	52	29	25	48	27	20	44	22	4	4	5	1	–	–	–	4	2
3321	47	57	67	47	53	62	36	37	50	11	15	11	–	1	1	–	4	5
3329	20	19	27	20	19	25	15	10	16	5	9	9	–	–	–	–	–	2
3511	284	220	185	187	169	136	143	136	107	38	28	24	6	5	5	97	51	49
3512	59	43	45	52	37	41	37	31	35	13	6	6	2	–	–	7	6	4
3513	1	–	–	1	–	–	–	–	–	1	–	–	–	–	–	–	–	–
3514	398	441	432	398	434	415	304	338	312	78	82	87	16	14	16	–	7	17
3520	9	6	6	9	6	6	8	4	4	1	2	2	–	–	–	–	–	–
3530	–	1	–	–	1	–	–	1	–	–	–	–	–	–	–	–	–	–
3600	860	821	860	860	790	840	733	674	730	124	111	108	3	5	2	–	31	20
3701	13	21	4	13	21	4	12	15	2	1	6	2	–	–	–	–	–	–
3702	35	26	25	35	25	24	32	20	19	3	4	5	–	1	–	–	1	1
3811	1.530	1.469	1.317	1.530	1.449	1.289	1.351	1.304	1.156	143	117	116	36	28	17	–	20	28
3812	15	9	27	15	8	26	12	8	23	3	–	3	–	–	–	–	1	1
3821	49	69	59	49	62	55	46	52	48	3	10	6	–	–	1	–	7	4
3822	26	26	17	26	26	17	20	24	16	6	2	1	–	–	–	–	–	–
3831	65	51	56	65	49	53	56	44	47	7	4	5	2	1	1	–	2	3
3832	83	64	70	83	59	65	73	50	52	10	8	10	–	1	3	–	5	5
3839	89	95	81	89	89	73	73	79	56	16	10	17	–	–	–	–	6	8
3900	4	4	5	4	4	5	4	1	5	–	3	–	–	–	–	–	–	–
4110	677	828	742	677	787	695	571	697	608	97	84	79	9	6	8	–	41	47
4120	2.815	2.601	2.209	2.798	2.356	1.988	2.349	2.007	1.630	421	330	340	28	19	18	17	245	221
4211	634	637	583	634	603	551	513	521	487	115	75	57	6	7	7	–	34	32
4212	201	146	188	201	145	180	191	134	173	9	9	7	1	2	–	–	1	8
4213	73	53	86	73	52	83	58	46	73	13	6	10	2	–	–	–	1	3
4221	878	722	480	587	457	360	527	400	313	51	49	44	9	8	3	291	265	120
4222	79	99	71	79	91	67	67	76	53	12	14	14	–	1	–	–	8	4
4223	77	39	32	26	15	10	20	10	8	6	5	2	–	–	–	51	24	22
4291	10	12	4	10	12	3	9	11	2	1	1	–	–	–	1	–	–	1
4292	271	272	159	271	245	139	237	229	125	33	15	14	1	1	–	–	27	20
4299	196	127	118	196	109	109	166	88	90	26	18	19	4	3	–	–	18	9
4311	13	14	9	13	13	9	7	12	6	5	1	3	1	–	–	–	1	–
4312	7	8	9	7	8	7	5	8	6	2	–	1	–	–	–	–	–	2
4313	169	129	122	169	112	104	136	89	85	32	21	18	1	2	1	–	17	18
4319	4	5	6	4	5	6	2	4	5	2	1	1	–	–	–	–	–	–
4321	406	351	358	406	333	343	314	258	254	88	74	86	4	1	3	–	18	15
4322	120	108	113	120	97	110	91	69	63	27	25	47	2	3	–	–	11	3
4329	102	108	94	102	98	86	88	79	68	14	16	18	–	3	–	–	10	8
4330	302	256	215	302	239	206	249	169	155	51	65	47	2	5	4	–	17	9
4391	109	100	59	109	94	55	101	85	48	5	9	6	3	–	1	–	6	4
4399	475	397	368	475	366	330	394	291	260	76	68	67	5	7	3	–	31	38
4511	550	478	454	547	453	433	356	310	290	181	137	139	10	6	4	3	25	21
4512	145	83	73	7	5	4	7	3	4	–	2	–	–	–	–	138	78	69
4520	412	396	421	412	375	404	292	266	299	106	102	99	14	7	6	–	21	17
4530	823	719	767	823	692	738	597	494	522	210	190	206	16	8	10	–	27	29
4541	118	107	100	95	74	75	46	26	34	49	48	40	–	–	1	23	33	25
4542	2	–	–	–	–	–	–	–	–	–	–	–	–	–	–	2	–	–
4543	11	8	8	4	7	7	–	2	2	4	5	5	–	–	–	7	1	1
4611	22	18	19	21	17	19	14	15	18	6	2	1	1	–	–	1	1	–
4612	3	5	12	3	3	12	3	3	11	–	–	1	–	–	–	–	2	–
4613	1	1	2	1	1	2	1	–	2	–	1	–	–	–	–	–	–	–
4614	6	6	2	6	6	2	6	1	–	–	5	2	–	–	–	–	–	–
4615	1	–	1	1	–	1	1	–	1	–	–	–	–	–	–	–	–	–
4616	1	8	7	1	5	2	–	3	–	1	2	2	–	–	–	–	3	5
4617	10	9	8	10	7	3	7	1	2	3	6	1	–	–	–	–	2	5
4618	4	6	5	4	6	5	3	2	2	1	4	3	–	–	–	–	–	–
4619	15	10	9	15	8	9	10	5	3	5	3	6	–	–	–	–	2	–
4621	1	4	4	1	3	2	1	1	2	–	2	–	–	–	–	–	1	2
4622	120	129	123	120	122	114	97	98	101	23	24	13	–	–	–	–	7	9
4623	444	414	369	444	390	350	380	316	287	63	67	62	1	7	1	–	24	19
4631	21	26	29	21	25	25	14	18	22	7	7	3	–	–	–	–	1	4
4632	222	218	205	222	206	196	194	181	170	28	22	24	–	3	2	–	12	9
4633	70	89	86	70	85	83	55	70	50	15	14	33	–	1	–	–	4	3

Capítulo 1 - Brasil e Grandes Regiões

1.5 - Quantidade de acidentes do trabalho, por situação do registro e motivo, segundo a Classificação Nacional de Atividades Econômicas (CNAE), na Região Sul - 2014/2016

(continuação)

CNAE	QUANTIDADE DE ACIDENTES DO TRABALHO																	
	Total			Com CAT Registrada												Sem CAT Registrada		
				Total			Motivo											
							Típico			Trajeto			Doença do Trabalho					
	2014	2015	2016	2014	2015	2016	2014	2015	2016	2014	2015	2016	2014	2015	2016	2014	2015	2016
4634	104	113	121	104	100	118	83	66	81	20	33	35	1	1	2	–	13	3
4635	462	444	444	462	410	414	367	321	309	92	86	103	3	3	2	–	34	30
4636	15	16	8	15	15	6	11	11	5	4	3	1	–	1	–	–	1	2
4637	106	96	113	106	94	103	73	53	59	33	40	41	–	1	3	–	2	10
4639	185	181	184	185	170	171	117	114	111	68	56	60	–	–	–	–	11	13
4641	41	21	23	41	21	22	32	16	15	9	5	7	–	–	–	–	–	1
4642	52	51	31	52	45	27	22	23	16	29	22	11	1	–	–	–	6	4
4643	8	14	11	8	13	11	6	8	6	2	5	5	–	–	–	–	1	–
4644	66	106	103	66	96	93	49	62	58	17	32	33	–	2	2	–	10	10
4645	32	39	30	32	38	27	20	23	12	12	15	15	–	–	–	–	1	3
4646	25	28	39	25	27	36	17	13	18	7	14	18	1	–	–	–	1	3
4647	31	26	15	31	26	15	22	16	7	8	10	8	1	–	–	–	–	–
4649	109	123	98	109	105	85	68	63	35	38	41	48	3	1	2	–	18	13
4651	16	18	21	16	17	21	6	5	13	10	12	8	–	–	–	–	1	–
4652	17	14	13	17	12	13	10	9	8	7	2	5	–	1	–	–	2	–
4661	152	121	158	152	118	153	122	93	128	28	25	24	2	–	1	–	3	5
4662	18	8	9	18	7	9	13	6	7	5	1	2	–	–	–	–	1	–
4663	60	84	65	60	83	61	46	61	42	13	22	19	1	–	–	–	1	4
4664	11	11	10	11	10	10	5	8	4	5	2	6	1	–	–	–	1	–
4665	21	18	10	21	17	9	12	10	5	8	7	3	1	–	1	–	1	1
4669	36	42	46	36	42	43	26	29	24	9	12	19	1	1	–	–	–	3
4671	76	95	104	76	90	99	64	69	86	11	21	13	1	–	–	–	5	5
4672	114	72	78	114	70	75	88	58	64	26	12	11	–	–	–	–	2	3
4673	21	25	23	21	23	23	13	11	14	8	12	9	–	–	–	–	2	–
4674	5	5	8	5	5	8	5	3	5	–	2	3	–	–	–	–	–	–
4679	150	149	136	150	144	131	135	127	111	14	17	20	1	–	–	–	5	5
4681	39	52	63	39	51	58	27	36	40	11	13	18	1	2	–	–	1	5
4682	104	113	73	104	110	71	81	96	60	20	14	11	3	–	–	–	3	2
4683	99	82	125	99	80	123	84	54	107	15	26	15	–	–	1	–	2	2
4684	72	62	56	72	62	53	60	47	40	11	15	12	1	–	1	–	–	3
4685	75	95	73	75	86	66	69	75	56	6	8	9	–	3	1	–	9	7
4686	40	36	38	40	34	36	27	24	28	13	9	8	–	1	–	–	2	2
4687	188	158	136	188	151	124	167	132	105	20	19	19	1	–	–	–	7	12
4689	173	150	141	173	145	134	140	123	100	33	21	33	–	1	1	–	5	7
4691	129	157	200	129	145	187	103	102	142	25	43	44	1	–	1	–	12	13
4692	36	43	51	36	40	46	29	36	37	7	4	9	–	–	–	–	3	5
4693	159	156	127	159	146	122	127	118	96	30	28	24	2	–	2	–	10	5
4711	3.995	4.587	4.423	3.995	4.164	4.008	3.261	3.345	3.144	695	798	841	39	21	23	–	423	415
4712	248	253	258	248	238	247	177	175	185	62	56	60	9	7	2	–	15	11
4713	173	153	162	173	142	151	107	93	88	64	47	63	2	2	–	–	11	11
4721	201	181	197	201	175	189	147	121	135	49	50	49	5	4	5	–	6	8
4722	69	73	69	69	70	67	56	58	49	13	11	15	–	1	3	–	3	2
4723	52	51	61	52	49	59	34	28	35	17	20	21	1	1	3	–	2	2
4724	28	39	29	28	34	29	17	21	20	11	13	9	–	–	–	–	5	–
4729	161	149	160	161	142	149	116	99	108	42	43	36	3	–	5	–	7	11
4731	460	500	467	460	476	447	249	257	249	208	212	193	3	7	5	–	24	20
4732	9	12	5	9	9	5	5	6	3	4	3	2	–	–	–	–	3	–
4741	50	66	57	50	60	53	32	35	32	18	25	21	–	–	–	–	6	4
4742	106	107	104	106	103	102	79	71	68	27	32	33	–	–	1	–	4	2
4743	128	115	100	128	105	98	109	84	72	16	21	25	3	–	1	–	10	2
4744	1.146	1.057	983	1.146	989	928	914	780	719	215	200	202	17	9	7	–	68	55
4751	96	89	94	96	85	93	49	45	42	46	38	48	1	2	3	–	4	1
4752	55	65	53	55	62	50	30	39	30	23	22	20	2	1	–	–	3	3
4753	319	255	228	319	242	222	192	156	150	120	84	66	7	2	6	–	13	6
4754	262	247	233	262	238	227	167	152	144	89	80	81	6	6	2	–	9	6
4755	55	34	38	55	32	37	30	19	14	24	12	23	1	1	–	–	2	1
4756	3	1	1	3	1	1	2	–	–	1	1	1	–	–	–	–	–	–
4757	56	54	44	56	53	42	39	32	28	17	21	14	–	–	–	–	1	2
4759	125	131	140	125	125	135	87	88	91	36	35	43	2	2	1	–	6	5
4761	71	81	64	71	78	60	44	37	34	27	40	23	–	1	3	–	3	4
4762	2	–	1	2	–	1	1	–	–	–	–	1	1	–	–	–	–	–
4763	72	62	50	72	62	50	34	37	27	38	25	23	–	–	–	–	–	–
4771	442	461	451	442	449	443	257	280	268	175	163	170	10	6	5	–	12	8
4772	38	58	59	38	52	59	22	19	28	14	32	31	2	1	–	–	6	–
4773	25	17	14	25	17	12	15	13	3	9	4	9	1	–	–	–	–	2
4774	24	17	17	24	17	17	8	10	9	16	7	8	–	–	–	–	–	–
4781	385	402	443	385	383	435	213	207	225	167	173	203	5	3	7	–	19	8
4782	127	167	201	127	155	191	85	104	110	38	50	81	4	1	–	–	12	10
4783	21	16	20	21	14	20	8	7	4	13	7	16	–	–	–	–	2	–
4784	103	109	75	103	102	74	79	85	58	23	17	15	1	–	1	–	7	1
4785	11	5	8	11	5	8	8	5	6	3	–	2	–	–	–	–	–	–

Capítulo 1 - Brasil e Grandes Regiões

1.5 - Quantidade de acidentes do trabalho, por situação do registro e motivo, segundo a Classificação Nacional de Atividades Econômicas (CNAE), na Região Sul - 2014/2016

(continuação)

CNAE	QUANTIDADE DE ACIDENTES DO TRABALHO																	
	Total			Com CAT Registrada												Sem CAT Registrada		
				Total			Motivo											
							Típico			Trajeto			Doença do Trabalho					
	2014	2015	2016	2014	2015	2016	2014	2015	2016	2014	2015	2016	2014	2015	2016	2014	2015	2016
4789	570	485	451	570	461	431	407	311	289	159	144	136	4	6	6	–	24	20
4911	175	157	87	175	151	83	155	135	63	20	16	20	–	–	–	–	6	4
4912	54	63	56	54	63	56	41	46	47	12	16	8	1	1	1	–	–	–
4921	1.077	1.382	1.449	1.077	1.344	1.402	772	1.050	1.079	287	278	308	18	16	15	–	38	47
4922	173	147	141	173	133	126	120	87	84	51	45	42	2	1	–	–	14	15
4923	22	18	8	22	16	7	10	10	5	12	5	2	–	1	–	–	2	1
4924	11	10	16	11	9	14	9	5	9	2	4	5	–	–	–	–	1	2
4929	55	62	56	55	58	52	34	37	31	20	21	21	1	–	–	–	4	4
4930	3.172	3.159	3.016	3.170	2.911	2.756	2.523	2.261	2.176	614	616	562	33	34	18	2	248	260
4940	24	20	10	24	20	10	22	20	7	2	–	3	–	–	–	–	–	–
4950	–	–	4	–	–	4	–	–	2	–	–	2	–	–	–	–	–	–
5011	1	2	1	1	1	–	1	1	–	–	–	–	–	–	–	–	1	1
5012	–	4	3	–	3	3	–	2	3	–	1	–	–	–	–	–	1	–
5021	26	20	24	26	17	23	21	14	22	5	2	1	–	1	–	–	3	1
5022	1	2	7	1	2	7	–	1	5	1	1	2	–	–	–	–	–	–
5030	30	30	26	10	12	12	9	11	7	1	1	4	–	–	1	20	18	14
5091	8	4	4	8	4	4	7	3	2	1	1	2	–	–	–	–	–	–
5099	1	–	2	1	–	2	–	–	1	1	–	1	–	–	–	–	–	–
5111	190	117	54	89	54	44	54	23	27	35	30	14	–	1	3	101	63	10
5112	20	9	1	2	1	1	1	1	1	1	–	–	–	–	–	18	8	–
5120	7	10	2	7	9	2	5	5	1	2	4	1	–	–	–	–	1	–
5211	419	379	376	396	349	347	315	264	262	79	82	82	2	3	3	23	30	29
5212	256	190	125	112	92	69	66	75	57	46	17	12	–	–	–	144	98	56
5221	148	152	111	142	137	104	118	106	78	24	31	25	–	–	1	6	15	7
5222	2	3	5	1	3	4	–	3	2	1	–	2	–	–	–	1	–	1
5223	86	89	121	86	84	116	48	48	64	36	36	50	2	–	2	–	5	5
5229	78	67	76	67	59	71	50	43	64	16	16	5	1	–	2	11	8	5
5231	264	237	221	261	220	211	192	169	151	66	50	60	3	1	–	3	17	10
5232	43	38	48	20	26	45	15	22	34	5	4	10	–	–	1	23	12	3
5239	9	3	7	9	3	7	6	2	5	3	1	2	–	–	–	–	–	–
5240	88	72	77	88	70	70	63	44	49	25	24	20	–	2	1	–	2	7
5250	186	95	62	185	85	56	152	61	40	30	23	16	3	1	–	1	10	6
5310	1.893	2.197	2.295	1.893	2.195	2.291	1.504	1.745	1.877	230	227	213	159	223	201	–	2	4
5320	201	172	164	201	150	153	128	101	97	72	47	55	1	2	1	–	22	11
5510	466	530	531	466	507	503	346	392	355	114	111	144	6	4	4	–	23	28
5590	10	19	21	10	16	21	6	13	13	2	2	8	2	1	–	–	3	–
5611	1.622	1.389	1.707	1.622	1.327	1.641	1.220	988	1.164	378	319	460	24	20	17	–	62	66
5612	10	6	2	10	6	2	5	5	1	4	–	1	1	1	–	–	–	–
5620	975	860	845	975	731	742	811	589	602	149	124	136	15	18	4	–	129	103
5811	5	5	11	5	5	11	–	3	4	5	2	7	–	–	–	–	–	–
5812	13	14	14	13	14	14	10	9	10	3	5	4	–	–	–	–	–	–
5813	3	4	2	3	4	2	2	2	–	1	2	2	–	–	–	–	–	–
5819	9	11	8	9	11	8	4	6	3	5	5	5	–	–	–	–	–	–
5821	48	28	22	48	25	22	38	23	15	10	2	7	–	–	–	–	3	–
5822	75	70	63	75	68	60	58	41	37	17	26	23	–	1	–	–	2	3
5823	5	3	4	5	3	4	2	2	4	3	1	–	–	–	–	–	–	–
5829	52	53	46	52	53	45	40	43	32	10	10	13	2	–	–	–	–	1
5911	4	2	–	3	1	–	2	1	–	1	–	–	–	–	–	1	1	–
5912	–	1	–	–	1	–	–	1	–	–	–	–	–	–	–	–	–	–
5914	12	11	15	12	11	15	9	6	8	3	5	7	–	–	–	–	–	–
6010	34	19	18	19	16	17	12	5	7	7	10	10	–	1	–	15	3	1
6021	40	64	46	32	54	41	19	26	29	13	28	11	–	–	1	8	10	5
6022	3	6	7	–	1	1	–	1	1	–	–	–	–	–	–	3	5	6
6110	153	179	205	153	171	201	94	109	114	54	60	85	5	2	2	–	8	4
6120	35	95	84	35	88	82	14	51	43	18	34	37	3	3	2	–	7	2
6130	–	1	1	–	1	1	–	–	–	–	1	1	–	–	–	–	–	–
6141	67	7	4	66	7	4	37	4	4	29	3	–	–	–	–	1	–	–
6142	–	2	–	–	2	–	–	2	–	–	–	–	–	–	–	–	–	–
6143	–	–	2	–	–	2	–	–	1	–	–	1	–	–	–	–	–	–
6190	55	66	95	55	63	90	37	39	58	17	24	32	1	–	–	–	3	5
6201	398	183	97	40	46	52	10	17	16	30	28	35	–	1	1	358	137	45
6202	24	31	22	24	30	20	10	10	7	13	18	13	1	2	–	–	1	2
6203	36	51	47	36	46	45	12	18	10	24	25	35	–	3	–	–	5	2
6204	30	24	18	30	22	18	15	7	7	14	12	10	1	3	1	–	2	–
6209	65	77	63	65	76	60	23	34	21	37	34	38	5	8	1	–	1	3
6311	106	64	54	81	45	52	37	14	17	43	29	34	1	2	1	25	19	2
6319	2	1	3	2	1	3	2	–	1	–	1	1	–	–	1	–	–	–
6391	–	1	6	–	1	5	–	–	–	–	1	5	–	–	–	–	–	1
6399	4	–	1	4	–	1	2	–	1	2	–	–	–	–	–	–	–	–
6410	–	–	1	–	–	1	–	–	1	–	–	–	–	–	–	–	–	–
6421	233	212	202	233	197	188	156	146	131	14	20	21	63	31	36	–	15	14

Capítulo 1 - Brasil e Grandes Regiões

1.5 - Quantidade de acidentes do trabalho, por situação do registro e motivo, segundo a Classificação Nacional de Atividades Econômicas (CNAE), na Região Sul - 2014/2016

(continuação)

CNAE	QUANTIDADE DE ACIDENTES DO TRABALHO																	
	Total			Com CAT Registrada												Sem CAT Registrada		
				Total			Motivo											
							Típico			Trajeto			Doença do Trabalho					
	2014	2015	2016	2014	2015	2016	2014	2015	2016	2014	2015	2016	2014	2015	2016	2014	2015	2016
6422	764	830	810	764	746	731	247	219	359	97	120	74	420	407	298	–	84	79
6423	61	77	64	61	76	62	25	38	28	29	30	28	7	8	6	–	1	2
6424	37	47	43	37	45	34	15	17	15	19	24	19	3	4	–	–	2	9
6431	2	8	1	2	8	1	2	4	–	–	3	–	–	1	1	–	–	–
6433	1	1	–	1	1	–	1	–	–	–	1	–	–	–	–	–	–	–
6434	2	1	1	2	1	1	1	1	–	1	–	–	–	–	1	–	–	–
6435	2	–	1	–	–	1	–	–	1	–	–	–	–	–	–	2	–	–
6436	10	11	9	10	11	9	7	10	1	3	1	3	–	–	5	–	–	–
6450	–	2	–	–	2	–	–	2	–	–	–	–	–	–	–	–	–	–
6461	2	6	1	2	6	1	1	5	1	1	1	–	–	–	–	–	–	–
6462	73	37	31	73	36	31	53	24	23	19	12	8	1	–	–	–	1	–
6463	1	4	4	1	4	4	–	1	4	1	3	–	–	–	–	–	–	–
6470	–	2	–	–	2	–	–	2	–	–	–	–	–	–	–	–	–	–
6491	1	–	–	1	–	–	–	–	–	1	–	–	–	–	–	–	–	–
6492	–	3	1	–	3	1	–	1	–	–	2	1	–	–	–	–	–	–
6493	4	5	3	4	5	3	2	2	1	2	3	2	–	–	–	–	–	–
6499	7	2	6	7	2	6	2	1	1	5	1	5	–	–	–	–	–	–
6511	17	13	12	17	13	12	7	6	9	9	6	3	1	1	–	–	–	–
6512	4	9	4	4	9	3	2	5	2	2	3	–	–	1	1	–	–	1
6520	1	–	–	1	–	–	–	–	–	1	–	–	–	–	–	–	–	–
6541	1	7	1	1	6	1	–	3	–	1	2	–	–	1	1	–	1	–
6542	–	–	1	–	–	1	–	–	1	–	–	–	–	–	–	–	–	–
6550	171	162	184	171	154	178	85	81	82	80	70	95	6	3	1	–	8	6
6611	–	1	–	–	–	–	–	–	–	–	–	–	–	–	–	–	1	–
6612	5	6	2	5	6	2	1	1	1	4	5	1	–	–	–	–	–	–
6613	27	21	4	4	5	3	2	2	–	2	3	3	–	–	–	23	16	1
6619	6	8	9	6	5	8	2	–	2	4	5	6	–	–	–	–	3	1
6621	2	4	1	–	1	–	–	1	–	–	–	–	–	–	–	2	3	1
6622	10	16	13	10	16	13	2	4	2	7	11	11	1	1	–	–	–	–
6629	7	3	3	7	3	3	1	–	2	6	3	1	–	–	–	–	–	–
6630	35	20	1	2	–	–	2	–	–	–	–	–	–	–	–	33	20	1
6810	78	80	81	78	78	79	65	69	64	12	9	15	1	–	–	–	2	2
6821	55	66	54	55	60	48	31	34	18	24	25	30	–	1	–	–	6	6
6822	46	42	58	46	39	55	37	23	34	9	16	21	–	–	–	–	3	3
6911	45	60	51	45	59	50	18	22	14	26	36	36	1	1	–	–	1	1
6912	16	16	23	16	16	23	7	3	8	9	12	15	–	1	–	–	–	–
6920	168	176	178	168	173	177	59	60	52	105	111	122	4	2	3	–	3	1
7010	5	5	3	4	–	1	4	–	1	–	–	–	–	–	–	1	5	2
7020	57	52	54	57	52	53	36	24	21	19	27	31	2	1	1	–	–	1
7111	10	7	6	10	6	6	6	5	5	4	1	1	–	–	–	–	1	–
7112	339	346	384	339	320	361	258	241	287	78	75	73	3	4	1	–	26	23
7119	16	11	15	16	11	12	10	5	8	6	6	4	–	–	–	–	–	3
7120	31	28	43	31	27	40	20	17	24	11	10	14	–	–	2	–	1	3
7210	85	78	74	83	71	71	64	55	55	17	16	14	2	–	2	2	7	3
7220	25	15	5	15	6	2	13	3	1	2	3	1	–	–	–	10	9	3
7311	42	19	12	9	5	10	3	3	3	6	2	7	–	–	–	33	14	2
7312	20	25	19	20	23	19	14	21	15	6	2	4	–	–	–	–	2	–
7319	58	76	54	58	69	50	26	34	21	31	35	29	1	–	–	–	7	4
7320	10	9	11	6	3	8	3	1	2	3	2	6	–	–	–	4	6	3
7410	6	6	1	6	6	1	2	5	1	4	1	–	–	–	–	–	–	–
7420	34	26	11	16	15	8	11	10	4	5	4	4	–	1	–	18	11	3
7490	40	51	43	40	42	40	26	27	24	13	14	14	1	1	2	–	9	3
7500	7	13	9	7	12	9	3	11	3	4	1	6	–	–	–	–	1	–
7711	40	44	42	40	40	41	25	21	29	15	19	12	–	–	–	–	4	1
7719	5	9	3	5	8	3	5	7	1	–	1	2	–	–	–	–	1	–
7721	3	1	2	3	1	2	1	1	2	1	–	–	1	–	–	–	–	–
7722	1	1	2	1	1	2	–	1	2	1	–	–	–	–	–	–	–	–
7723	16	22	20	16	20	14	11	16	11	5	4	3	–	–	–	–	2	6
7729	12	10	7	12	8	7	10	6	4	2	2	3	–	–	–	–	2	–
7731	2	3	4	2	2	3	2	1	2	–	1	1	–	–	–	–	1	1
7732	78	75	85	78	71	82	64	54	62	14	17	20	–	–	–	–	4	3
7733	11	9	18	7	5	18	3	3	8	4	2	10	–	–	–	4	4	–
7739	91	103	78	91	98	75	71	79	56	20	18	19	–	1	–	–	5	3
7740	9	4	9	9	4	9	6	1	3	3	3	6	–	–	–	–	–	–
7810	50	40	33	50	33	23	19	10	11	30	22	12	1	1	–	–	7	10
7820	361	417	372	361	342	288	190	187	134	168	151	152	3	4	2	–	75	84
7830	84	98	130	84	77	108	47	42	62	34	35	46	3	–	–	–	21	22
7911	30	31	26	30	29	25	17	13	10	13	16	15	–	–	–	–	2	1
7912	1	1	1	1	1	1	1	1	–	–	–	1	–	–	–	–	–	–
7990	3	5	4	3	3	4	–	3	–	3	–	4	–	–	–	–	2	–
8011	704	779	692	696	653	565	268	227	182	426	421	379	2	5	4	8	126	127
8012	308	343	263	291	292	218	149	150	113	138	138	103	4	4	2	17	51	45

Capítulo 1 - Brasil e Grandes Regiões

1.5 - Quantidade de acidentes do trabalho, por situação do registro e motivo, segundo a Classificação Nacional de Atividades Econômicas (CNAE), na Região Sul - 2014/2016

(conclusão)

CNAE	QUANTIDADE DE ACIDENTES DO TRABALHO																	
	Total			Com CAT Registrada												Sem CAT Registrada		
				Total			Motivo											
							Típico			Trajeto			Doença do Trabalho					
	2014	2015	2016	2014	2015	2016	2014	2015	2016	2014	2015	2016	2014	2015	2016	2014	2015	2016
8020	164	172	190	164	159	180	89	86	109	75	73	71	–	–	–	–	13	10
8030	67	45	33	–	–	–	–	–	–	–	–	–	–	–	–	67	45	33
8111	154	177	172	154	153	150	65	71	52	88	74	97	1	8	1	–	24	22
8112	490	486	592	490	463	577	360	324	424	125	134	147	5	5	6	–	23	15
8121	801	924	889	800	642	631	484	367	366	305	267	257	11	8	8	1	282	258
8122	37	34	52	23	19	27	13	12	18	9	7	9	1	–	–	14	15	25
8129	201	218	278	201	186	241	148	121	167	52	62	72	1	3	2	–	32	37
8130	77	48	35	44	26	26	37	15	16	7	10	10	–	1	–	33	22	9
8211	280	269	234	264	236	221	177	140	121	82	88	97	5	8	3	16	33	13
8219	73	74	87	73	70	82	38	40	40	35	30	40	–	–	2	–	4	5
8220	164	189	176	161	158	157	44	49	36	111	107	116	6	2	5	3	31	19
8230	41	38	37	41	34	36	32	19	24	9	13	11	–	2	1	–	4	1
8291	124	103	70	56	59	55	26	22	14	30	35	41	–	2	–	68	44	15
8292	14	26	20	14	25	17	12	22	10	2	3	6	–	–	1	–	1	3
8299	320	370	365	320	324	340	182	176	182	136	142	155	2	6	3	–	46	25
8411	2.115	2.510	2.255	2.115	2.022	1.810	1.599	1.576	1.395	496	432	394	20	14	21	–	488	445
8412	60	163	207	60	44	47	47	24	32	11	19	15	2	1	–	–	119	160
8413	8	3	13	8	3	13	7	3	7	1	–	6	–	–	–	–	–	–
8422	4	6	3	4	6	3	4	5	3	–	1	–	–	–	–	–	–	–
8423	11	17	11	11	15	11	11	13	8	–	2	2	–	–	1	–	2	–
8424	17	14	16	17	13	14	16	11	13	–	1	1	1	1	–	–	1	2
8425	1	–	–	1	–	–	1	–	–	–	–	–	–	–	–	–	–	–
8430	10	6	6	10	6	6	7	4	5	3	2	1	–	–	–	–	–	–
8511	1.038	991	725	68	66	95	50	48	73	16	17	19	2	1	3	970	925	630
8512	74	95	104	74	85	102	50	58	72	19	25	29	5	2	1	–	10	2
8513	208	243	281	188	215	253	134	154	189	53	58	61	1	3	3	20	28	28
8520	236	222	274	236	210	267	176	159	174	54	48	91	6	3	2	–	12	7
8531	621	596	544	579	534	506	440	403	370	136	127	130	3	4	6	42	62	38
8532	317	325	305	295	290	287	214	205	199	71	80	85	10	5	3	22	35	18
8533	36	40	42	36	39	41	26	16	24	4	13	11	6	10	6	–	1	1
8541	26	25	38	26	25	37	22	23	22	4	2	14	–	–	1	–	–	1
8542	14	12	7	8	3	6	6	3	4	–	–	2	2	–	–	6	9	1
8550	12	15	22	12	12	19	9	9	13	3	2	6	–	1	–	–	3	3
8591	6	4	3	6	4	3	4	3	2	2	1	1	–	–	–	–	–	–
8592	–	3	5	–	3	5	–	2	4	–	–	1	–	1	–	–	–	–
8593	19	21	20	19	20	20	9	12	8	10	8	12	–	–	–	–	1	–
8599	292	323	299	292	302	283	174	186	155	116	114	125	2	2	3	–	21	16
8610	12.781	13.368	13.017	12.781	12.644	12.249	10.854	10.762	10.195	1.824	1.797	1.929	103	85	125	–	724	768
8621	124	98	57	124	95	53	105	70	41	19	24	12	–	1	–	–	3	4
8622	6	6	6	6	5	6	2	4	4	4	1	2	–	–	–	–	1	–
8630	389	459	511	389	445	494	305	325	372	77	114	119	7	6	3	–	14	17
8640	567	592	641	559	575	626	422	451	471	128	119	151	9	5	4	8	17	15
8650	61	70	55	61	69	53	45	51	39	16	17	13	–	1	1	–	1	2
8660	34	83	97	34	79	92	29	68	81	4	10	8	1	1	3	–	4	5
8690	300	251	228	300	241	218	256	202	168	44	38	50	–	1	–	–	10	10
8711	60	66	80	60	61	73	47	39	50	11	16	22	2	6	1	–	5	7
8712	7	6	8	7	5	8	3	2	6	4	2	2	–	1	–	–	1	–
8720	12	23	8	12	21	8	8	16	7	4	3	1	–	2	–	–	2	–
8730	106	122	149	106	106	134	81	81	111	25	23	23	–	2	–	–	16	15
8800	325	379	362	325	357	347	251	269	266	70	87	79	4	1	2	–	22	15
9001	16	7	18	16	6	18	13	3	10	3	3	8	–	–	–	–	1	–
9002	–	–	1	–	–	1	–	–	1	–	–	–	–	–	–	–	–	–
9003	–	–	1	–	–	1	–	–	1	–	–	–	–	–	–	–	–	–
9101	19	19	15	19	19	15	16	15	12	3	4	3	–	–	–	–	–	–
9102	2	3	3	2	3	3	1	2	3	1	1	–	–	–	–	–	–	–
9103	27	32	15	27	31	15	23	23	15	4	6	–	–	2	–	–	1	–
9200	1	–	–	1	–	–	1	–	–	–	–	–	–	–	–	–	–	–
9311	6	3	5	6	3	5	4	3	4	2	–	1	–	–	–	–	–	–
9312	135	150	168	135	131	159	106	101	94	27	28	64	2	2	1	–	19	9
9313	26	39	37	26	34	37	17	16	18	8	17	19	1	1	–	–	5	–
9319	10	28	23	10	26	20	9	21	19	1	5	1	–	–	–	–	2	3
9321	30	64	48	30	57	42	25	46	33	5	9	9	–	2	–	–	7	6
9329	27	29	42	27	29	40	19	24	29	6	5	11	2	–	–	–	–	2
9411	200	150	175	200	141	162	141	98	117	58	43	44	1	–	1	–	9	13
9412	138	143	130	138	124	110	98	94	78	40	30	30	–	–	2	–	19	20
9420	126	112	140	126	103	132	76	63	91	48	30	34	2	10	7	–	9	8
9430	449	504	423	449	462	381	304	368	283	139	84	91	6	10	7	–	42	42
9491	167	187	115	167	177	107	133	138	84	30	36	22	4	3	1	–	10	8
9492	95	25	9	–	–	–	–	–	–	–	–	–	–	–	–	95	25	9
9493	2	4	–	2	4	–	2	3	–	–	1	–	–	–	–	–	–	–
9499	184	196	127	184	190	121	141	154	95	42	36	26	1	–	–	–	6	6
9511	27	16	30	27	16	27	15	9	16	10	7	10	2	–	1	–	–	3
9512	16	8	6	16	8	6	11	7	3	5	1	3	–	–	–	–	–	–
9521	36	40	37	36	36	37	22	22	28	13	13	9	1	1	–	–	4	–
9529	36	35	26	36	29	24	29	17	15	7	12	9	–	–	–	–	6	2
9601	92	107	78	92	97	69	71	73	50	19	24	18	2	–	1	–	10	9
9602	18	17	23	18	15	23	9	5	13	9	8	9	–	2	1	–	2	–
9603	34	38	31	34	37	30	22	26	14	12	11	16	–	–	–	–	1	1
9609	24	31	33	24	27	32	13	15	16	10	12	16	1	–	–	–	4	1
9700	15	14	17	15	14	17	8	10	11	6	4	6	1	–	–	–	–	–
9900	1	–	–	–	–	–	–	–	–	–	–	–	–	–	–	1	–	–
Ignorado	35.105	20.692	20.187	486	465	522	442	414	447	39	46	61	5	5	14	34.619	20.227	19.665

Fonte: DATAPREV, CAT, SUB.
Nota: Os dados são preliminares, estando sujeitos a correções.

Capítulo 1 - Brasil e Grandes Regiões

1.6 - Quantidade de acidentes do trabalho, por situação do registro e motivo, segundo a Classificação Nacional de Atividades Econômicas (CNAE), na Região Centro-Oeste - 2014/2016

(continua)

CNAE	QUANTIDADE DE ACIDENTES DO TRABALHO																	
	Total			Com CAT Registrada												Sem CAT Registrada		
				Total			Motivo											
							Típico			Trajeto			Doença do Trabalho					
	2014	2015	2016	2014	2015	2016	2014	2015	2016	2014	2015	2016	2014	2015	2016	2014	2015	2016
TOTAL	**50.909**	**45.522**	**44.076**	**41.348**	**37.956**	**36.922**	**31.254**	**28.728**	**27.482**	**9.251**	**8.370**	**8.669**	**843**	**858**	**771**	**9.561**	**7.566**	**7.154**
0111	205	131	98	141	104	84	124	87	76	17	17	7	–	–	1	64	27	14
0112	449	225	143	100	76	75	93	70	72	7	6	3	–	–	–	349	149	68
0113	456	298	274	456	286	271	426	271	258	30	15	13	–	–	–	–	12	3
0115	873	810	982	873	797	963	762	734	863	105	63	94	6	–	6	–	13	19
0116	21	6	3	21	6	3	19	6	3	2	–	–	–	–	–	–	–	–
0119	28	26	30	28	26	30	26	23	25	2	3	3	–	–	2	–	–	–
0121	246	83	108	9	10	12	8	5	6	1	5	5	–	–	1	237	73	96
0122	1	3	1	1	3	1	–	3	1	1	–	–	–	–	–	–	–	–
0131	10	12	6	10	12	6	7	11	6	3	–	–	–	1	–	–	–	–
0132	1	1	–	1	1	–	1	–	–	–	1	–	–	–	–	–	–	–
0133	2	2	4	2	2	4	2	2	3	–	–	1	–	–	–	–	–	–
0134	11	6	3	3	5	2	3	5	2	–	–	–	–	–	–	8	1	1
0139	42	23	14	14	12	11	11	7	9	2	5	2	1	–	–	28	11	3
0141	466	621	804	466	619	799	396	554	725	68	61	67	2	4	7	–	2	5
0142	5	6	6	5	6	6	4	6	6	1	–	–	–	–	–	–	–	–
0151	948	804	786	948	789	763	849	730	697	93	57	66	6	2	–	–	15	23
0152	5	5	4	5	5	4	4	5	4	1	–	–	–	–	–	–	–	–
0153	3	1	4	3	1	4	2	1	4	1	–	–	–	–	–	–	–	–
0154	41	37	43	41	36	40	39	33	34	2	2	4	–	1	2	–	1	3
0155	100	88	65	100	86	62	83	78	55	17	8	7	–	–	–	–	2	3
0159	6	4	2	6	4	1	3	4	1	3	–	–	–	–	–	–	–	1
0161	152	287	159	152	282	157	126	250	131	22	30	26	4	2	–	–	5	2
0162	81	74	68	81	73	65	70	63	59	11	10	5	–	–	1	–	1	3
0163	19	18	26	19	18	24	12	14	12	7	4	11	–	–	1	–	–	2
0210	105	116	83	105	111	81	98	100	75	7	10	5	–	1	1	–	5	2
0220	41	24	19	41	22	16	34	19	14	6	3	2	1	–	–	–	2	3
0230	58	60	56	58	57	53	52	50	51	6	7	2	–	–	–	–	3	3
0311	–	1	–	–	1	–	–	–	–	–	1	–	–	–	–	–	–	–
0312	1	–	–	–	–	–	–	–	–	–	–	–	–	–	–	1	–	–
0322	6	15	14	6	14	13	5	9	11	1	5	2	–	–	–	–	1	1
0600	2	–	–	2	–	–	2	–	–	–	–	–	–	–	–	–	–	–
0710	17	18	19	17	16	19	16	14	17	1	2	2	–	–	–	–	2	–
0721	1	–	–	1	–	–	1	–	–	–	–	–	–	–	–	–	–	–
0723	1	1	–	1	1	–	1	–	–	–	1	–	–	–	–	–	–	–
0724	61	73	80	60	70	78	53	59	69	7	11	8	–	–	1	1	3	2
0729	56	31	15	56	31	12	54	30	12	2	1	–	–	–	–	–	–	3
0810	124	110	91	124	103	87	106	92	74	17	11	12	1	–	1	–	7	4
0891	56	56	43	56	50	41	50	45	40	4	2	1	2	3	–	–	6	2
0893	1	–	–	1	–	–	1	–	–	–	–	–	–	–	–	–	–	–
0899	66	35	31	66	33	29	56	28	27	10	4	2	–	1	–	–	2	2
0910	3	1	1	3	1	1	2	1	1	1	–	–	–	–	–	–	–	–
0990	9	4	5	9	4	5	9	4	5	–	–	–	–	–	–	–	–	–
1011	2.006	2.126	2.365	2.006	2.006	2.260	1.785	1.763	2.000	156	166	155	65	77	105	–	120	105
1012	1.456	1.357	1.070	1.420	1.276	1.012	1.238	1.123	847	81	75	80	101	78	85	36	81	58
1013	93	72	82	93	64	70	83	50	58	9	13	11	1	1	1	–	8	12
1020	9	10	16	9	8	15	8	4	15	1	4	–	–	–	–	–	2	1
1031	33	56	58	33	54	52	25	42	33	8	12	19	–	–	–	–	2	6
1032	55	68	64	55	67	61	49	60	59	4	6	1	2	1	1	–	1	3
1033	7	6	6	7	6	5	5	5	3	2	1	2	–	–	–	–	–	1
1041	202	138	146	202	134	143	175	115	112	26	18	31	1	1	–	–	4	3
1042	58	62	86	58	58	80	41	43	57	17	15	22	–	–	1	–	4	6
1043	2	4	3	2	4	3	2	4	3	–	–	–	–	–	–	–	–	–
1051	27	34	19	27	18	11	24	17	9	3	1	2	–	–	–	–	16	8
1052	171	224	191	171	212	178	144	179	138	27	31	38	–	2	2	–	12	13
1053	15	22	30	15	20	26	11	12	12	4	8	14	–	–	–	–	2	4
1061	31	36	35	31	34	32	26	19	25	5	15	7	–	–	–	–	2	3
1062	37	31	30	37	30	28	27	21	24	10	9	4	–	–	–	–	1	2
1063	2	2	–	2	1	–	2	1	–	–	–	–	–	–	–	–	1	–
1064	12	7	9	12	6	9	12	4	7	–	2	2	–	–	–	–	1	–
1065	17	22	27	17	19	24	15	16	18	2	3	6	–	–	–	–	3	3
1066	113	161	144	113	150	133	92	126	112	18	23	20	3	1	1	–	11	11
1069	16	27	13	16	26	13	12	23	10	4	3	3	–	–	–	–	1	–
1071	702	815	844	702	797	834	674	761	801	28	35	33	–	1	–	–	18	10
1072	1	3	1	1	2	1	1	2	1	–	–	–	–	–	–	–	1	–
1081	9	13	24	9	12	24	5	8	17	4	4	7	–	–	–	–	1	–
1091	110	144	135	110	138	130	76	96	89	30	38	40	4	4	1	–	6	5
1092	295	155	69	295	155	66	271	141	51	24	14	15	–	–	–	–	–	3
1093	1	1	1	1	1	1	1	1	1	–	–	–	–	–	–	–	–	–
1094	18	14	12	18	10	12	12	6	10	5	4	2	1	–	–	–	4	–
1095	28	30	42	28	29	38	20	24	28	8	5	10	–	–	–	–	1	4
1096	24	16	5	24	15	4	20	11	2	4	4	2	–	–	–	–	1	1
1099	65	54	58	65	52	54	48	37	39	17	15	15	–	–	–	–	2	4
1111	14	8	8	1	5	5	–	3	2	1	2	3	–	–	–	13	3	3
1112	1	1	–	1	1	–	1	1	–	–	–	–	–	–	–	–	–	–

Capítulo 1 - Brasil e Grandes Regiões

1.6 - Quantidade de acidentes do trabalho, por situação do registro e motivo, segundo a Classificação Nacional de Atividades Econômicas (CNAE), na Região Centro-Oeste - 2014/2016

(continuação)

CNAE	QUANTIDADE DE ACIDENTES DO TRABALHO																	
	Total			Com CAT Registrada												Sem CAT Registrada		
				Total			Motivo											
							Típico			Trajeto			Doença do Trabalho					
	2014	2015	2016	2014	2015	2016	2014	2015	2016	2014	2015	2016	2014	2015	2016	2014	2015	2016
1113	79	66	59	76	62	55	55	40	35	21	22	20	–	–	–	3	4	4
1121	37	41	35	31	40	34	25	36	31	5	4	1	1	–	2	6	1	1
1122	237	214	131	237	206	123	176	151	87	61	55	36	–	–	–	–	8	8
1220	1	–	1	1	–	1	1	–	1	–	–	–	–	–	–	–	–	–
1311	53	46	33	53	44	33	48	42	30	5	2	3	–	–	–	–	2	–
1321	13	5	12	13	5	9	8	5	7	5	–	1	–	–	1	–	–	3
1323	14	13	12	14	13	12	13	11	9	1	2	3	–	–	–	–	–	–
1340	8	5	1	8	5	1	7	4	1	1	1	–	–	–	–	–	–	–
1351	23	23	17	23	23	15	15	16	10	7	7	4	1	–	1	–	–	2
1352	6	3	1	6	3	1	4	2	–	2	1	1	–	–	–	–	–	–
1354	3	6	3	3	6	3	2	2	1	1	4	2	–	–	–	–	–	–
1359	24	15	23	24	15	22	19	13	18	4	2	3	1	–	1	–	–	1
1411	26	26	10	26	23	10	9	4	1	17	19	9	–	–	–	–	3	–
1412	95	92	92	95	76	87	38	40	41	55	35	44	2	1	2	–	16	5
1413	17	23	17	17	11	10	9	5	2	8	6	8	–	–	–	–	12	7
1414	9	14	12	8	13	10	7	6	9	1	6	1	–	1	–	1	1	2
1421	–	–	1	–	–	1	–	–	1	–	–	–	–	–	–	–	–	–
1422	42	44	70	42	37	66	30	23	39	12	14	27	–	–	–	–	7	4
1510	161	146	149	161	134	134	146	111	119	13	21	15	2	2	–	–	12	15
1521	4	1	4	1	1	4	1	–	3	–	1	–	–	–	1	3	–	–
1529	4	6	5	4	5	4	1	–	3	3	5	1	–	–	–	–	1	1
1531	4	6	3	3	6	2	1	3	1	2	3	1	–	–	–	1	–	1
1532	7	–	–	4	–	–	2	–	–	2	–	–	–	–	–	3	–	–
1533	9	14	4	9	14	3	4	5	1	5	9	2	–	–	–	–	–	1
1539	7	3	2	7	3	2	7	3	–	–	–	2	–	–	–	–	–	–
1540	6	1	4	6	1	4	2	1	–	3	–	4	1	–	–	–	–	–
1610	316	252	237	285	230	212	252	206	184	30	22	26	3	2	2	31	22	25
1621	33	27	23	33	23	18	28	20	17	5	3	1	–	–	–	–	4	5
1622	23	33	25	23	27	20	19	25	15	3	2	5	1	–	–	–	6	5
1623	14	8	13	14	8	13	14	7	13	–	1	–	–	–	–	–	–	–
1629	32	21	31	32	20	31	30	18	28	2	2	3	–	–	–	–	1	–
1710	109	115	131	109	113	131	98	96	109	11	17	22	–	–	–	–	2	–
1721	45	31	46	44	31	46	39	27	39	5	4	7	–	–	–	1	–	–
1731	15	21	30	14	16	24	11	14	19	3	2	4	–	–	1	1	5	6
1733	2	8	5	2	8	5	–	7	3	2	1	2	–	–	–	–	–	–
1741	24	56	37	21	55	36	19	47	26	2	8	10	–	–	–	3	1	1
1742	164	197	128	164	197	128	137	170	117	27	25	11	–	2	–	–	–	–
1749	60	41	42	58	40	29	20	35	28	33	4	1	5	1	–	2	1	13
1811	16	11	8	13	11	8	7	10	5	6	1	3	–	–	–	3	–	–
1812	18	5	–	–	–	–	–	–	–	–	–	–	–	–	–	18	5	–
1813	39	22	20	39	21	20	27	11	14	11	8	6	1	2	–	–	1	–
1821	7	6	1	7	6	1	5	2	–	2	4	1	–	–	–	–	–	–
1822	5	3	4	5	3	3	2	3	3	3	–	–	–	–	–	–	–	1
1910	2	1	–	–	–	–	–	–	–	–	–	–	–	–	–	2	1	–
1921	6	2	–	6	2	–	4	1	–	2	1	–	–	–	–	–	–	–
1922	1	4	1	1	4	1	1	3	1	–	1	–	–	–	–	–	–	–
1931	1.362	1.127	891	1.359	1.084	850	1.302	1.046	803	55	36	44	2	2	3	3	43	41
1932	33	24	18	31	24	18	26	22	16	5	2	2	–	–	–	2	–	–
2012	1	3	8	1	2	8	1	2	8	–	–	–	–	–	–	–	1	–
2013	107	117	117	107	112	113	76	92	88	29	20	25	2	–	–	–	5	4
2014	–	–	3	–	–	3	–	–	2	–	–	1	–	–	–	–	–	–
2019	6	–	3	6	–	3	5	–	3	1	–	–	–	–	–	–	–	–
2021	4	2	3	2	1	3	1	–	1	1	1	2	–	–	–	2	1	–
2022	3	–	–	–	–	–	–	–	–	–	–	–	–	–	–	3	–	–
2029	5	1	1	4	1	1	1	1	1	3	–	–	–	–	–	1	–	–
2031	5	2	1	–	–	–	–	–	–	–	–	–	–	–	–	5	2	1
2033	1	–	–	1	–	–	1	–	–	–	–	–	–	–	–	–	–	–
2040	9	2	4	1	1	4	–	1	3	1	–	1	–	–	–	8	1	–
2051	–	1	–	–	1	–	–	–	–	–	1	–	–	–	–	–	–	–
2052	1	2	1	1	2	1	–	1	1	1	1	–	–	–	–	–	–	–
2061	34	19	23	34	19	22	28	16	15	5	3	7	1	–	–	–	–	1
2062	12	10	9	12	10	8	8	6	5	4	4	3	–	–	–	–	–	1
2063	16	14	63	16	14	61	7	12	40	7	2	21	2	–	–	–	–	2
2071	25	23	22	25	20	21	16	9	15	9	11	5	–	–	1	–	3	1
2073	–	5	2	–	5	2	–	3	1	–	2	1	–	–	–	–	–	–
2091	4	5	–	–	1	–	–	1	–	–	–	–	–	–	–	4	4	–
2092	2	–	–	2	–	–	–	–	–	2	–	–	–	–	–	–	–	–
2093	–	7	6	–	6	6	–	3	5	–	3	1	–	–	–	–	1	–
2099	39	21	15	39	20	15	34	15	12	5	4	3	–	1	–	–	1	–
2110	2	4	5	2	4	5	1	3	4	1	1	1	–	–	–	–	–	–
2121	225	191	259	224	190	257	172	160	211	50	28	43	2	2	3	1	1	2
2122	4	5	3	3	4	3	3	4	1	–	–	2	–	–	–	1	1	–
2123	1	–	–	1	–	–	1	–	–	–	–	–	–	–	–	–	–	–
2211	7	1	–	–	1	–	–	1	–	–	–	–	–	–	–	7	–	–
2212	29	29	26	29	28	25	23	24	23	6	4	2	–	–	–	–	1	1

Capítulo 1 - Brasil e Grandes Regiões

1.6 - Quantidade de acidentes do trabalho, por situação do registro e motivo, segundo a Classificação Nacional de Atividades Econômicas (CNAE), na Região Centro-Oeste - 2014/2016

(continuação)

CNAE	QUANTIDADE DE ACIDENTES DO TRABALHO																	
	Total			Com CAT Registrada												Sem CAT Registrada		
				Total			Motivo											
							Típico			Trajeto			Doença do Trabalho					
	2014	2015	2016	2014	2015	2016	2014	2015	2016	2014	2015	2016	2014	2015	2016	2014	2015	2016
2219	62	56	34	13	9	10	13	8	5	–	1	5	–	–	–	49	47	24
2221	16	20	15	16	18	13	12	10	11	4	8	2	–	–	–	–	2	2
2222	176	153	86	175	139	76	140	110	57	32	28	19	3	1	–	1	14	10
2223	10	18	15	10	16	14	7	14	14	3	2	–	–	–	–	–	2	1
2229	82	54	53	81	52	46	68	44	38	12	7	8	1	1	–	1	2	7
2311	64	61	50	64	59	47	57	54	38	7	5	9	–	–	–	–	2	3
2319	2	4	6	2	4	5	1	3	5	1	1	–	–	–	–	–	–	1
2320	51	51	53	49	51	49	46	46	43	3	3	5	–	2	1	2	–	4
2330	238	180	169	238	163	156	203	136	127	30	25	28	5	2	1	–	17	13
2341	9	7	5	9	7	5	8	4	5	1	3	–	–	–	–	–	–	–
2342	162	134	95	162	122	88	144	100	71	16	21	15	2	1	2	–	12	7
2349	15	8	5	15	8	5	13	4	5	2	4	–	–	–	–	–	–	–
2391	32	33	29	32	30	28	28	21	22	3	8	6	1	1	–	–	3	1
2392	2	3	–	2	3	–	1	1	–	1	2	–	–	–	–	–	–	–
2399	4	5	5	4	5	5	3	4	4	1	1	1	–	–	–	–	–	–
2411	18	9	7	18	8	5	12	8	5	6	–	–	–	–	–	–	1	2
2412	69	47	41	69	47	39	66	38	34	3	–	3	–	9	2	–	–	2
2422	30	25	20	28	25	20	24	18	19	4	7	1	–	–	–	2	–	–
2423	13	10	9	13	10	9	10	8	9	3	2	–	–	–	–	–	–	–
2424	16	14	14	16	13	13	15	12	12	1	1	1	–	–	–	–	1	1
2431	7	1	–	6	1	–	4	1	–	2	–	–	–	–	–	1	–	–
2441	10	10	1	10	10	1	7	7	1	2	3	–	1	–	–	–	–	–
2443	4	5	3	4	5	3	3	4	1	1	1	2	–	–	–	–	–	–
2449	–	2	1	–	2	1	–	2	1	–	–	–	–	–	–	–	–	–
2451	4	4	12	4	4	11	4	4	9	–	–	2	–	–	–	–	–	1
2452	6	3	3	1	2	3	–	2	2	1	–	1	–	–	–	5	1	–
2511	162	112	98	157	107	97	134	85	70	21	21	22	2	1	5	5	5	1
2512	93	104	82	90	98	75	73	71	57	17	27	17	–	–	1	3	6	7
2513	1	1	1	1	1	1	1	1	1	–	–	–	–	–	–	–	–	–
2521	11	6	2	11	6	2	9	5	2	2	1	–	–	–	–	–	–	–
2522	8	2	5	2	1	1	1	–	1	1	1	–	–	–	–	6	1	4
2531	–	–	4	–	–	4	–	–	3	–	–	1	–	–	–	–	–	–
2532	25	19	23	25	19	23	20	15	21	5	4	2	–	–	–	–	–	–
2539	35	43	38	35	41	35	29	26	23	5	14	11	1	1	1	–	2	3
2542	30	15	19	30	14	17	27	9	15	2	5	2	1	–	–	–	1	2
2543	9	4	4	9	4	4	5	2	2	4	2	2	–	–	–	–	–	–
2591	22	29	28	22	28	26	20	23	22	2	4	4	–	1	–	–	1	2
2592	21	11	17	21	10	14	20	8	12	1	2	2	–	–	–	–	1	3
2593	3	7	3	3	7	3	3	7	2	–	–	1	–	–	–	–	–	–
2599	67	60	71	67	57	69	57	47	47	9	9	21	1	1	1	–	3	2
2610	1	–	3	1	–	3	1	–	1	–	–	2	–	–	–	–	–	–
2631	–	2	1	–	2	1	–	–	1	–	2	–	–	–	–	–	–	–
2640	2	1	2	2	1	2	2	1	–	–	–	2	–	–	–	–	–	–
2651	2	2	3	2	2	3	2	1	1	–	1	2	–	–	–	–	–	–
2660	12	–	–	12	–	–	2	–	–	1	–	–	9	–	–	–	–	–
2710	12	16	14	12	16	13	10	8	11	2	8	2	–	–	–	–	–	1
2721	1	–	–	–	–	–	–	–	–	–	–	–	–	–	–	1	–	–
2722	2	4	1	–	3	1	–	2	–	–	1	1	–	–	–	2	1	–
2731	27	15	6	25	15	6	21	8	4	4	6	2	–	1	–	2	–	–
2732	2	2	2	2	2	2	2	1	1	–	1	1	–	–	–	–	–	–
2733	9	7	4	9	7	4	9	6	3	–	1	1	–	–	–	–	–	–
2740	2	2	4	2	2	4	2	2	3	–	–	1	–	–	–	–	–	–
2751	55	66	15	55	60	15	50	23	10	3	37	5	2	–	–	–	6	–
2759	2	3	7	2	3	7	2	–	3	–	1	2	–	2	2	–	–	–
2790	10	9	9	10	9	9	5	5	7	5	4	2	–	–	–	–	–	–
2811	5	4	3	2	2	3	2	2	3	–	–	–	–	–	–	3	2	–
2812	1	1	2	1	1	2	1	–	2	–	1	–	–	–	–	–	–	–
2813	2	7	7	2	6	6	1	2	5	1	4	1	–	–	–	–	1	1
2815	–	1	–	–	1	–	–	1	–	–	–	–	–	–	–	–	–	–
2821	2	1	–	2	1	–	2	1	–	–	–	–	–	–	–	–	–	–
2822	13	7	7	13	7	6	12	7	3	1	–	3	–	–	–	–	–	1
2823	5	4	7	5	3	7	2	2	5	3	1	2	–	–	–	–	1	–
2824	2	–	–	2	–	–	1	–	–	1	–	–	–	–	–	–	–	–
2825	3	–	–	3	–	–	3	–	–	–	–	–	–	–	–	–	–	–
2829	18	18	5	18	17	4	13	12	3	5	5	1	–	–	–	–	1	1
2831	1	1	1	–	1	1	–	1	1	–	–	–	–	–	–	1	–	–
2832	–	2	–	–	2	–	–	2	–	–	–	–	–	–	–	–	–	–
2833	92	81	76	90	76	73	74	67	56	9	6	12	7	3	5	2	5	3
2840	15	14	14	15	14	14	9	13	12	6	1	2	–	–	–	–	–	–
2852	1	–	1	1	–	1	1	–	1	–	–	–	–	–	–	–	–	–
2854	4	1	2	4	1	2	3	1	2	1	–	–	–	–	–	–	–	–
2861	2	1	2	2	1	2	1	1	2	1	–	–	–	–	–	–	–	–
2862	6	8	7	6	8	4	4	8	2	2	–	2	–	–	–	–	–	3
2863	1	–	–	1	–	–	1	–	–	–	–	–	–	–	–	–	–	–
2865	2	4	2	2	4	2	2	4	2	–	–	–	–	–	–	–	–	–
2866	2	1	1	2	1	1	2	–	1	–	1	–	–	–	–	–	–	–

Capítulo 1 - Brasil e Grandes Regiões

1.6 - Quantidade de acidentes do trabalho, por situação do registro e motivo, segundo a Classificação Nacional de Atividades Econômicas (CNAE), na Região Centro-Oeste - 2014/2016

(continuação)

CNAE	QUANTIDADE DE ACIDENTES DO TRABALHO																	
	Total			Com CAT Registrada												Sem CAT Registrada		
				Total			Motivo											
							Típico			Trajeto			Doença do Trabalho					
	2014	2015	2016	2014	2015	2016	2014	2015	2016	2014	2015	2016	2014	2015	2016	2014	2015	2016
2869	15	12	4	15	12	4	9	9	3	6	3	1	–	–	–	–	–	–
2910	163	128	110	163	123	104	121	92	90	24	24	11	18	7	3	–	5	6
2920	1	2	1	–	1	–	–	–	–	–	1	–	–	–	–	1	1	1
2930	57	55	68	57	50	68	49	46	57	7	2	10	1	2	1	–	5	–
2941	3	1	–	3	1	–	2	–	–	1	1	–	–	–	–	–	–	–
2945	1	–	1	1	–	1	–	–	1	1	–	–	–	–	–	–	–	–
2949	12	11	2	12	9	1	3	6	1	8	3	–	1	–	–	–	2	1
2950	9	6	6	9	6	6	4	5	4	5	1	2	–	–	–	–	–	–
3011	1	–	–	1	–	–	1	–	–	–	–	–	–	–	–	–	–	–
3012	2	4	1	2	4	1	1	2	–	1	2	1	–	–	–	–	–	–
3099	1	1	–	1	1	–	1	1	–	–	–	–	–	–	–	–	–	–
3101	141	128	116	141	119	112	101	90	78	38	26	34	2	3	–	–	9	4
3102	47	34	26	47	34	23	40	27	17	6	7	6	1	–	–	–	–	3
3103	3	1	–	3	1	–	2	1	–	1	–	–	–	–	–	–	–	–
3104	62	55	61	62	55	58	50	39	43	12	16	15	–	–	–	–	–	3
3211	1	–	–	1	–	–	1	–	–	–	–	–	–	–	–	–	–	–
3212	5	3	2	4	2	2	–	1	2	4	1	–	–	–	–	1	1	–
3230	10	23	4	3	4	3	1	3	1	2	–	1	–	1	1	7	19	1
3240	13	6	13	13	6	13	7	5	11	6	1	2	–	–	–	–	–	–
3250	17	15	32	17	14	32	9	5	14	3	5	16	5	4	2	–	1	–
3291	18	4	–	2	–	–	2	–	–	–	–	–	–	–	–	16	4	–
3292	4	2	1	4	2	1	1	2	1	3	–	–	–	–	–	–	–	–
3299	38	33	31	38	33	30	29	18	19	8	15	10	1	–	1	–	–	1
3311	8	14	3	8	14	3	4	6	2	3	8	1	1	–	–	–	–	–
3312	14	3	3	14	3	3	10	2	2	3	1	1	1	–	–	–	–	–
3313	5	9	8	5	9	8	4	6	6	1	3	2	–	–	–	–	–	–
3314	53	43	52	53	41	50	46	32	39	6	8	11	1	1	–	–	2	2
3315	–	2	–	–	2	–	–	1	–	–	1	–	–	–	–	–	–	–
3316	5	1	3	5	1	3	5	–	1	–	1	2	–	–	–	–	–	–
3317	–	1	–	–	1	–	–	1	–	–	–	–	–	–	–	–	–	–
3319	2	7	8	2	6	8	1	6	4	1	–	4	–	–	–	–	1	–
3321	14	24	17	14	23	14	12	18	11	2	5	3	–	–	–	–	1	3
3329	10	7	10	10	7	9	8	4	5	2	2	4	–	1	–	–	–	1
3511	100	84	80	89	78	79	76	60	59	13	14	19	–	4	1	11	6	1
3512	13	12	17	11	11	17	8	10	13	3	1	4	–	–	–	2	1	–
3513	1	1	1	1	1	1	–	–	1	1	1	–	–	–	–	–	–	–
3514	153	166	183	153	162	183	120	119	121	29	31	40	4	12	22	–	4	–
3520	1	1	–	1	1	–	1	1	–	–	–	–	–	–	–	–	–	–
3600	171	172	210	171	167	201	136	128	171	34	38	29	1	1	1	–	5	9
3701	9	16	6	9	16	6	5	10	4	4	6	1	–	–	1	–	–	–
3702	34	36	31	34	35	27	26	26	23	8	9	4	–	–	–	–	1	4
3811	647	645	626	647	617	586	540	506	487	106	96	99	1	15	–	–	28	40
3812	6	6	8	6	6	8	5	5	6	1	1	2	–	–	–	–	–	–
3821	1	6	5	1	5	5	1	4	5	–	1	–	–	–	–	–	1	–
3822	4	2	3	4	1	3	4	–	3	–	1	–	–	–	–	–	1	–
3831	19	17	14	19	17	13	16	14	12	3	3	1	–	–	–	–	–	1
3832	29	20	37	29	20	37	22	16	35	7	4	2	–	–	–	–	–	–
3839	64	73	88	64	54	42	53	41	37	9	12	5	2	1	–	–	19	46
3900	1	1	2	1	1	2	–	1	1	–	–	1	1	–	–	–	–	–
4110	314	291	277	314	275	267	245	210	210	65	63	53	4	2	4	–	16	10
4120	1.404	1.106	978	1.399	1.001	897	1.086	764	697	282	219	183	31	18	17	5	105	81
4211	525	277	258	525	246	232	451	220	198	71	25	32	3	1	2	–	31	26
4212	222	112	29	222	111	27	200	104	23	19	7	4	3	–	–	–	1	2
4213	34	22	53	34	22	51	26	19	42	8	3	8	–	–	1	–	–	2
4221	634	586	488	510	494	438	441	441	386	64	53	51	5	–	1	124	92	50
4222	38	31	43	38	31	43	29	24	37	9	7	6	–	–	–	–	–	–
4223	27	3	1	5	2	–	4	2	–	1	–	–	–	–	–	22	1	1
4292	89	67	83	89	61	72	68	54	62	21	7	10	–	–	–	–	6	11
4299	161	83	74	161	79	67	132	65	51	28	14	16	1	–	–	–	4	7
4311	5	3	2	5	3	2	4	3	–	1	–	2	–	–	–	–	–	–
4312	3	2	7	3	2	7	3	2	6	–	–	1	–	–	–	–	–	–
4313	152	114	123	152	106	114	119	85	82	29	20	30	4	1	2	–	8	9
4319	12	23	25	12	22	22	11	20	19	1	2	3	–	–	–	–	1	3
4321	121	136	137	121	131	136	86	101	96	33	26	38	2	4	2	–	5	1
4322	39	30	24	39	30	23	27	18	17	11	11	6	1	1	–	–	–	1
4329	67	57	46	67	52	43	46	45	31	19	6	11	2	1	1	–	5	3
4330	95	76	69	95	71	67	66	50	47	24	20	19	5	1	1	–	5	2
4391	27	19	30	27	17	29	25	15	25	2	2	4	–	–	–	–	2	1
4399	151	172	91	151	161	85	100	128	62	50	31	19	1	2	4	–	11	6
4511	213	188	209	213	164	200	108	83	97	101	80	102	4	1	1	–	24	9
4512	3	6	3	1	4	2	1	4	–	–	–	2	–	–	–	2	2	1
4520	191	175	159	191	164	153	126	110	93	64	48	57	1	6	3	–	11	6
4530	508	426	461	508	401	445	282	236	225	217	160	212	9	5	8	–	25	16
4541	75	85	80	71	79	74	25	27	16	46	50	55	–	2	3	4	6	6
4542	1	–	3	–	–	2	–	–	1	–	–	1	–	–	–	1	–	1
4543	3	5	5	3	3	4	2	2	1	1	1	3	–	–	–	–	2	1

Capítulo 1 - Brasil e Grandes Regiões

1.6 - Quantidade de acidentes do trabalho, por situação do registro e motivo, segundo a Classificação Nacional de Atividades Econômicas (CNAE), na Região Centro-Oeste - 2014/2016

(continuação)

CNAE	QUANTIDADE DE ACIDENTES DO TRABALHO																	
	Total			Com CAT Registrada												Sem CAT Registrada		
				Total			Motivo											
							Típico			Trajeto			Doença do Trabalho					
	2014	2015	2016	2014	2015	2016	2014	2015	2016	2014	2015	2016	2014	2015	2016	2014	2015	2016
4611	5	–	2	5	–	2	2	–	1	3	–	–	–	–	1	–	–	–
4613	1	–	1	1	–	1	1	–	–	–	–	1	–	–	–	–	–	–
4615	–	1	1	–	1	1	–	1	–	–	–	1	–	–	–	–	–	–
4617	4	1	6	4	1	5	1	1	–	3	–	5	–	–	–	–	–	1
4618	1	3	–	1	3	–	–	1	–	1	2	–	–	–	–	–	–	–
4619	3	3	8	3	3	8	1	–	6	1	2	2	1	1	–	–	–	–
4621	–	2	–	–	1	–	–	1	–	–	–	–	–	–	–	–	1	–
4622	45	52	65	45	50	61	32	41	48	13	9	12	–	–	1	–	2	4
4623	91	75	98	91	67	95	72	47	74	19	20	21	–	–	–	–	8	3
4631	14	16	5	14	15	5	5	7	1	8	7	4	1	1	–	–	1	–
4632	32	42	52	32	38	48	26	25	37	6	11	11	–	2	–	–	4	4
4633	37	32	37	37	32	35	23	15	20	12	13	14	2	4	1	–	–	2
4634	29	31	34	29	29	30	18	17	16	11	12	14	–	–	–	–	2	4
4635	218	193	186	218	181	167	134	120	104	82	60	63	2	1	–	–	12	19
4636	6	3	8	6	3	8	2	1	4	3	2	4	1	–	–	–	–	–
4637	35	30	49	35	29	47	17	11	17	18	18	30	–	–	–	–	1	2
4639	122	134	146	122	123	140	81	73	85	41	49	54	–	1	1	–	11	6
4641	12	11	10	12	11	10	7	6	2	5	5	8	–	–	–	–	–	–
4642	18	33	17	18	33	17	6	23	9	12	9	8	–	1	–	–	–	–
4643	–	2	1	–	2	1	–	1	–	–	1	1	–	–	–	–	–	–
4644	40	56	46	40	55	44	20	25	27	20	30	17	–	–	–	–	1	2
4645	14	13	17	14	12	17	5	4	5	9	8	12	–	–	–	–	1	–
4646	50	49	31	50	49	31	30	28	17	20	21	13	–	–	1	–	–	–
4647	6	6	15	6	6	15	3	3	6	3	3	8	–	–	1	–	–	–
4649	37	36	32	37	34	30	25	20	18	12	14	12	–	–	–	–	2	2
4651	2	2	5	2	2	4	–	2	1	2	–	3	–	–	–	–	–	1
4652	–	1	2	–	1	2	–	1	1	–	–	1	–	–	–	–	–	–
4661	99	84	87	99	79	84	77	52	66	22	26	17	–	1	1	–	5	3
4662	18	17	14	18	17	13	14	13	10	4	3	3	–	1	–	–	–	1
4663	5	13	10	5	9	10	3	6	6	2	3	4	–	–	–	–	4	–
4664	2	1	3	2	1	3	2	1	3	–	–	–	–	–	–	–	–	–
4665	6	5	6	6	5	6	6	–	3	–	5	3	–	–	–	–	–	–
4669	23	21	14	23	19	12	17	7	6	5	11	6	1	1	–	–	2	2
4671	20	16	22	20	15	21	15	11	16	5	4	5	–	–	–	–	1	1
4672	29	12	24	29	12	24	18	9	18	11	3	6	–	–	–	–	–	–
4673	6	4	7	6	4	7	5	3	3	1	1	4	–	–	–	–	–	–
4674	–	1	2	–	1	2	–	1	1	–	–	1	–	–	–	–	–	–
4679	96	76	88	96	74	81	76	56	50	17	16	31	3	2	–	–	2	7
4681	38	29	19	38	26	18	25	17	9	13	9	9	–	–	–	–	3	1
4682	67	74	53	67	69	50	50	51	37	13	17	13	4	1	–	–	5	3
4683	30	30	32	30	29	31	20	7	16	10	22	15	–	–	–	–	1	1
4684	4	1	2	4	1	2	3	1	–	1	–	2	–	–	–	–	–	–
4685	–	3	4	–	3	4	–	1	4	–	2	–	–	–	–	–	–	–
4686	6	6	7	6	6	6	2	4	6	3	2	–	1	–	–	–	–	1
4687	45	41	33	45	29	29	37	26	26	7	3	3	1	–	–	–	12	4
4689	23	28	15	23	27	14	17	21	9	6	6	4	–	–	1	–	1	1
4691	51	62	59	51	52	52	30	42	33	21	10	19	–	–	–	–	10	7
4692	9	11	10	9	11	10	5	7	7	3	4	3	1	–	–	–	–	–
4693	50	45	32	50	39	27	34	23	19	15	16	7	1	–	1	–	6	5
4711	1.144	1.240	1.235	1.144	1.098	1.112	851	859	824	287	233	279	6	6	9	–	142	123
4712	91	95	94	91	87	91	68	53	56	18	31	33	5	3	2	–	8	3
4713	57	42	27	57	41	26	23	26	11	33	15	15	1	–	–	–	1	1
4721	74	64	64	74	63	64	47	40	44	25	22	18	2	1	2	–	1	–
4722	54	52	65	54	45	64	36	29	43	16	14	21	2	2	–	–	7	1
4723	38	37	23	38	34	22	23	19	10	15	14	11	–	1	1	–	3	1
4724	27	13	32	27	12	31	17	10	21	10	2	9	–	–	1	–	1	1
4729	73	87	78	73	82	72	44	50	36	28	31	35	1	1	1	–	5	6
4731	217	223	199	217	214	194	111	107	86	101	106	104	5	1	4	–	9	5
4732	3	2	4	3	2	4	2	1	3	1	1	1	–	–	–	–	–	–
4741	23	23	19	23	23	19	8	14	6	15	9	13	–	–	–	–	–	–
4742	46	52	47	46	50	45	33	39	29	13	11	16	–	–	–	–	2	2
4743	50	39	26	50	37	26	32	22	20	18	15	6	–	–	–	–	2	–
4744	573	502	439	573	474	412	382	326	283	183	135	119	8	13	10	–	28	27
4751	60	52	57	60	48	55	26	19	25	33	29	29	1	–	1	–	4	2
4752	22	25	40	22	23	39	8	4	16	14	19	22	–	–	1	–	2	1
4753	189	135	112	189	127	107	96	60	48	91	65	58	2	2	1	–	8	5
4754	76	74	79	76	71	78	38	32	36	38	39	40	–	–	2	–	3	1
4755	31	35	23	31	33	22	11	10	8	17	21	13	3	2	1	–	2	1
4756	1	2	1	1	2	1	1	1	–	–	1	1	–	–	–	–	–	–
4757	18	16	14	18	16	14	10	10	10	8	6	4	–	–	–	–	–	–
4759	31	28	34	31	27	34	21	14	17	9	13	16	1	–	1	–	1	–
4761	27	16	23	27	15	22	13	7	6	14	6	16	–	2	–	–	1	1
4763	35	26	23	35	22	22	18	9	9	16	13	12	1	–	1	–	4	1
4771	180	185	217	180	178	214	98	81	112	82	94	99	–	3	3	–	7	3
4772	23	28	23	23	25	23	13	12	8	9	13	14	1	–	1	–	3	–
4773	7	5	5	7	5	5	1	1	2	6	4	3	–	–	–	–	–	–

Capítulo 1 - Brasil e Grandes Regiões

1.6 - Quantidade de acidentes do trabalho, por situação do registro e motivo, segundo a Classificação Nacional de Atividades Econômicas (CNAE), na Região Centro-Oeste - 2014/2016

(continuação)

CNAE	QUANTIDADE DE ACIDENTES DO TRABALHO																	
	Total			Com CAT Registrada												Sem CAT Registrada		
				Total			Motivo											
							Típico			Trajeto			Doença do Trabalho					
	2014	2015	2016	2014	2015	2016	2014	2015	2016	2014	2015	2016	2014	2015	2016	2014	2015	2016
4774	8	15	14	8	14	14	6	3	3	2	11	11	–	–	–	–	1	–
4781	183	161	165	183	153	162	88	78	68	88	74	89	7	1	5	–	8	3
4782	55	53	66	55	49	64	22	21	20	30	27	43	3	1	1	–	4	2
4783	5	7	1	5	7	1	1	2	–	4	4	1	–	1	–	–	–	–
4784	44	71	62	44	70	59	22	41	33	22	27	25	–	2	1	–	1	3
4785	–	2	5	–	1	5	–	–	2	–	1	3	–	–	–	–	1	–
4789	183	165	164	183	156	155	100	87	72	81	66	82	2	3	1	–	9	9
4911	37	22	15	37	22	15	28	19	12	9	3	3	–	–	–	–	–	–
4912	28	25	9	28	25	9	20	21	8	8	3	1	–	1	–	–	–	–
4921	290	291	282	290	262	248	149	154	118	140	106	125	1	2	5	–	29	34
4922	93	67	65	93	57	58	59	31	36	33	25	22	1	1	–	–	10	7
4923	54	28	34	54	28	34	21	5	13	33	23	21	–	–	–	–	–	–
4924	7	6	6	7	6	6	1	5	1	6	1	5	–	–	–	–	–	–
4929	27	30	22	27	25	19	18	13	14	8	11	4	1	1	1	–	5	3
4930	1.022	995	943	1.022	899	856	744	662	606	264	226	246	14	11	4	–	96	87
4940	5	3	1	5	3	1	5	2	1	–	1	–	–	–	–	–	–	–
5012	–	–	3	–	–	3	–	–	3	–	–	–	–	–	–	–	–	–
5021	11	9	6	11	9	5	10	9	5	1	–	–	–	–	–	–	–	1
5022	–	–	1	–	–	1	–	–	1	–	–	–	–	–	–	–	–	–
5030	3	7	3	–	–	–	–	–	–	–	–	–	–	–	–	3	7	3
5099	–	1	2	–	1	2	–	1	2	–	–	–	–	–	–	–	–	–
5111	150	103	82	109	74	81	74	40	53	35	34	28	–	–	–	41	29	1
5112	8	2	1	4	1	1	3	–	–	1	1	1	–	–	–	4	1	–
5120	1	2	9	1	2	9	–	2	8	1	–	1	–	–	–	–	–	–
5211	127	106	115	119	92	109	89	71	88	30	21	20	–	–	1	8	14	6
5212	63	40	37	23	11	32	20	6	19	3	5	12	–	–	1	40	29	5
5221	19	66	60	17	62	58	15	56	46	2	6	12	–	–	–	2	4	2
5222	1	2	2	1	2	2	–	2	1	1	–	1	–	–	–	–	–	–
5223	16	12	19	15	11	19	7	2	7	7	9	12	1	–	–	1	1	–
5229	27	24	34	26	22	31	10	10	14	16	11	17	–	1	–	1	2	3
5231	1	1	1	1	1	1	1	1	1	–	–	–	–	–	–	–	–	–
5232	3	1	–	–	–	–	–	–	–	–	–	–	–	–	–	3	1	–
5240	67	66	49	67	65	46	41	38	24	25	22	22	1	5	–	–	1	3
5250	18	19	12	18	19	8	10	14	6	8	5	2	–	–	–	–	–	4
5310	868	978	960	868	976	959	703	792	801	131	116	104	34	68	54	–	2	1
5320	69	76	62	69	69	51	38	33	28	31	36	22	–	–	1	–	7	11
5510	173	208	177	173	195	171	106	120	115	65	74	55	2	1	1	–	13	6
5590	5	5	3	5	5	3	5	4	3	–	1	–	–	–	–	–	–	–
5611	558	634	638	558	586	613	335	334	359	209	239	242	14	13	12	–	48	25
5612	8	6	1	8	6	1	7	4	–	1	1	1	–	1	–	–	–	–
5620	295	287	314	295	264	296	241	212	227	53	52	66	1	–	3	–	23	18
5811	1	3	–	1	3	–	1	2	–	–	1	–	–	–	–	–	–	–
5812	2	2	1	2	1	1	2	1	1	–	–	–	–	–	–	–	1	–
5819	–	1	–	–	1	–	–	–	–	–	1	–	–	–	–	–	–	–
5821	1	3	–	1	3	–	–	1	–	1	2	–	–	–	–	–	–	–
5822	24	21	14	24	21	12	17	12	9	7	9	3	–	–	–	–	–	2
5823	–	1	–	–	1	–	–	1	–	–	–	–	–	–	–	–	–	–
5829	4	9	4	4	8	4	2	8	3	2	–	1	–	–	–	–	1	–
5911	4	1	3	4	1	3	2	–	1	2	1	2	–	–	–	–	–	–
5912	–	1	–	–	1	–	–	–	–	–	1	–	–	–	–	–	–	–
5914	6	6	11	6	6	11	5	4	5	1	2	6	–	–	–	–	–	–
5920	1	–	–	1	–	–	–	–	–	1	–	–	–	–	–	–	–	–
6010	4	6	2	1	5	2	1	–	–	–	5	2	–	–	–	3	1	–
6021	47	50	31	46	47	31	22	27	15	22	17	16	2	3	–	1	3	–
6022	4	1	–	3	–	–	3	–	–	–	–	–	–	–	–	1	1	–
6110	48	56	62	48	49	58	36	42	39	12	6	19	–	1	–	–	7	4
6120	19	30	19	19	28	19	10	18	8	9	10	11	–	–	–	–	2	–
6130	–	1	–	–	1	–	–	1	–	–	–	–	–	–	–	–	–	–
6141	11	3	–	10	2	–	4	2	–	6	–	–	–	–	–	1	1	–
6190	14	12	24	14	11	24	5	8	16	9	3	8	–	–	–	–	1	–
6201	81	40	26	13	17	17	4	6	3	9	10	13	–	1	1	68	23	9
6202	14	11	7	14	10	7	7	5	–	7	5	7	–	–	–	–	1	–
6203	13	9	10	13	7	9	3	1	1	10	6	6	–	–	2	–	2	1
6204	31	42	42	31	40	40	18	25	14	12	12	26	1	3	–	–	2	2
6209	29	20	60	29	20	57	8	6	21	21	14	35	–	–	1	–	–	3
6311	11	13	18	6	9	17	2	2	6	4	6	11	–	1	–	5	4	1
6319	1	2	1	1	2	1	–	1	–	1	1	1	–	–	–	–	–	–
6391	–	1	–	–	1	–	–	1	–	–	–	–	–	–	–	–	–	–
6399	7	7	7	7	7	7	3	1	3	4	6	4	–	–	–	–	–	–
6410	3	2	1	3	2	1	3	2	1	–	–	–	–	–	–	–	–	–
6421	17	24	17	17	24	17	8	19	10	–	2	3	9	3	4	–	–	–
6422	320	394	278	320	369	260	137	151	82	38	39	30	145	179	148	–	25	18
6423	271	280	150	271	278	146	199	199	99	33	19	21	39	60	26	–	2	4
6424	6	12	18	6	11	18	2	3	6	3	3	9	1	5	3	–	1	–
6431	–	–	4	–	–	4	–	–	–	–	–	4	–	–	–	–	–	–
6433	1	–	1	1	–	1	1	–	–	–	–	1	–	–	–	–	–	–

Capítulo 1 - Brasil e Grandes Regiões

1.6 - Quantidade de acidentes do trabalho, por situação do registro e motivo, segundo a Classificação Nacional de Atividades Econômicas (CNAE), na Região Centro-Oeste - 2014/2016

(continuação)

CNAE	QUANTIDADE DE ACIDENTES DO TRABALHO																	
	Total			Com CAT Registrada												Sem CAT Registrada		
				Total			Motivo											
							Típico			Trajeto			Doença do Trabalho					
	2014	2015	2016	2014	2015	2016	2014	2015	2016	2014	2015	2016	2014	2015	2016	2014	2015	2016
6434	1	–	–	1	–	–	–	–	–	1	–	–	–	–	–	–	–	–
6435	3	4	4	3	2	2	2	1	1	1	–	–	–	1	1	–	2	2
6436	3	4	–	3	3	–	1	1	–	1	1	–	1	1	–	–	1	–
6440	1	4	1	1	4	1	1	3	1	–	1	–	–	–	–	–	–	–
6450	–	–	1	–	–	1	–	–	–	–	–	1	–	–	–	–	–	–
6462	17	17	22	17	16	21	11	5	13	6	11	8	–	–	–	–	1	1
6463	6	8	5	6	7	4	6	5	3	–	2	1	–	–	–	–	1	1
6491	2	–	1	2	–	1	1	–	–	1	–	1	–	–	–	–	–	–
6492	1	–	–	1	–	–	–	–	–	1	–	–	–	–	–	–	–	–
6493	1	1	5	1	1	5	–	–	2	1	1	3	–	–	–	–	–	–
6499	1	2	–	1	1	–	1	1	–	–	–	–	–	–	–	–	1	–
6511	1	–	3	1	–	3	–	–	1	1	–	1	–	–	1	–	–	–
6512	2	–	2	2	–	2	–	–	–	1	–	1	1	–	1	–	–	–
6541	9	6	18	9	6	16	5	3	4	4	2	9	–	1	3	–	–	2
6550	55	56	84	55	54	82	26	16	38	28	35	44	1	3	–	–	2	2
6611	–	1	–	–	1	–	–	–	–	–	1	–	–	–	–	–	–	–
6612	2	2	1	2	2	1	1	2	1	1	–	–	–	–	–	–	–	–
6613	20	5	2	4	–	2	1	–	–	3	–	2	–	–	–	16	5	–
6619	6	2	1	6	2	1	3	1	1	3	–	–	–	1	–	–	–	–
6621	5	9	7	–	1	2	–	–	–	–	1	2	–	–	–	5	8	5
6622	6	24	15	6	22	15	1	5	3	5	16	12	–	1	–	–	2	–
6629	3	2	1	3	2	1	1	1	1	2	1	–	–	–	–	–	–	–
6630	10	3	2	–	1	1	–	–	1	–	1	–	–	–	–	10	2	1
6810	88	54	36	88	48	30	76	35	18	11	12	11	1	1	1	–	6	6
6821	9	10	20	9	10	20	5	5	10	4	5	9	–	–	1	–	–	–
6822	22	28	23	22	27	23	14	20	14	8	7	7	–	–	2	–	1	–
6911	9	13	8	9	11	8	4	6	5	4	5	3	1	–	–	–	2	–
6912	11	10	14	11	10	14	1	4	8	10	6	6	–	–	–	–	–	–
6920	110	101	100	110	98	98	36	32	28	71	65	68	3	1	2	–	3	2
7010	2	8	3	–	1	1	–	1	1	–	–	–	–	–	–	2	7	2
7020	26	42	22	26	42	20	11	15	6	15	26	14	–	1	–	–	–	2
7111	2	9	4	2	5	2	2	3	1	–	2	1	–	–	–	–	4	2
7112	211	160	144	211	149	136	155	115	94	54	30	41	2	4	1	–	11	8
7119	52	29	22	52	28	22	40	25	20	12	3	2	–	–	–	–	1	–
7120	15	15	20	15	14	20	10	11	8	5	3	12	–	–	–	–	1	–
7210	87	69	74	87	67	71	68	55	60	18	11	10	1	1	1	–	2	3
7220	1	1	–	–	1	–	–	–	–	–	1	–	–	–	–	1	–	–
7311	6	8	5	6	7	4	1	1	3	4	6	1	1	–	–	–	1	1
7312	9	8	5	9	8	5	4	3	2	5	5	3	–	–	–	–	–	–
7319	20	23	22	20	20	21	6	7	7	13	13	14	1	–	–	–	3	1
7320	6	1	3	3	1	3	2	–	1	1	1	2	–	–	–	3	–	–
7410	2	3	2	2	3	1	–	1	1	2	2	–	–	–	–	–	–	1
7420	5	9	4	4	6	3	2	2	–	2	4	3	–	–	–	1	3	1
7490	40	42	37	40	38	30	27	23	20	12	13	8	1	2	2	–	4	7
7500	7	–	3	7	–	3	6	–	1	1	–	2	–	–	–	–	–	–
7711	21	21	26	21	21	23	15	11	12	6	10	11	–	–	–	–	–	3
7719	12	9	–	12	9	–	10	7	–	2	2	–	–	–	–	–	–	–
7721	–	2	2	–	2	1	–	1	1	–	1	–	–	–	–	–	–	1
7722	1	1	–	1	1	–	1	1	–	–	–	–	–	–	–	–	–	–
7723	–	10	5	–	8	5	–	3	2	–	5	2	–	–	1	–	2	–
7729	7	3	8	7	3	8	5	–	6	2	3	2	–	–	–	–	–	–
7731	6	7	4	6	5	4	4	4	4	2	1	–	–	–	–	–	2	–
7732	71	43	46	71	38	45	56	25	32	15	12	13	–	1	–	–	5	1
7733	6	10	1	3	5	1	3	–	–	–	5	1	–	–	–	3	5	–
7739	22	26	28	22	26	27	13	20	18	8	6	9	1	–	–	–	–	1
7740	–	1	–	–	1	–	–	1	–	–	–	–	–	–	–	–	–	–
7810	22	43	43	22	31	34	5	14	19	16	16	13	1	1	2	–	12	9
7820	116	130	138	116	120	127	73	75	94	39	41	33	4	4	–	–	10	11
7830	34	50	67	34	36	35	21	19	17	13	17	16	–	–	2	–	14	32
7911	10	31	21	10	31	21	3	10	8	7	20	13	–	1	–	–	–	–
7990	2	3	5	2	3	5	2	2	5	–	1	–	–	–	–	–	–	–
8011	259	231	233	257	195	193	75	55	54	181	135	137	1	5	2	2	36	40
8012	153	135	122	139	116	105	82	60	34	57	56	68	–	–	3	14	19	17
8020	29	39	26	29	36	23	15	21	11	14	15	11	–	–	1	–	3	3
8030	19	9	1	–	1	–	–	1	–	–	–	–	–	–	–	19	8	1
8111	27	36	37	27	29	31	10	11	11	17	18	20	–	–	–	–	7	6
8112	211	241	255	211	229	248	147	151	152	61	76	94	3	2	2	–	12	7
8121	299	299	342	299	230	275	165	114	121	133	113	151	1	3	3	–	69	67
8122	19	7	11	17	7	9	6	7	4	11	–	5	–	–	–	2	–	2
8129	76	79	103	76	68	86	40	39	63	26	23	20	10	6	3	–	11	17
8130	19	23	26	11	18	25	7	15	19	4	3	6	–	–	–	8	5	1
8211	81	110	105	78	95	96	36	46	35	41	46	61	1	3	–	3	15	9
8219	53	43	42	53	39	41	19	14	16	33	24	25	1	1	–	–	4	1
8220	309	317	349	308	298	330	85	74	105	215	222	221	8	2	4	1	19	19
8230	26	28	21	26	27	19	13	18	11	12	9	8	1	–	–	–	1	2
8291	26	25	20	25	19	17	10	8	10	14	9	6	1	2	1	1	6	3

Capítulo 1 - Brasil e Grandes Regiões

1.6 - Quantidade de acidentes do trabalho, por situação do registro e motivo, segundo a Classificação Nacional de Atividades Econômicas (CNAE), na Região Centro-Oeste - 2014/2016

(conclusão)

CNAE	QUANTIDADE DE ACIDENTES DO TRABALHO																	
	Total			Com CAT Registrada												Sem CAT Registrada		
				Total			Motivo											
							Típico			Trajeto			Doença do Trabalho					
	2014	2015	2016	2014	2015	2016	2014	2015	2016	2014	2015	2016	2014	2015	2016	2014	2015	2016
8292	2	–	3	2	–	3	1	–	2	–	–	1	1	–	–	–	–	–
8299	215	158	160	215	133	144	128	86	80	82	45	62	5	2	2	–	25	16
8411	422	466	485	422	405	400	289	283	284	128	116	113	5	6	3	–	61	85
8412	2	4	–	2	3	–	2	2	–	–	1	–	–	–	–	–	1	–
8413	3	2	3	3	2	3	3	2	3	–	–	–	–	–	–	–	–	–
8422	6	4	2	6	4	2	6	4	–	–	–	2	–	–	–	–	–	–
8423	11	10	3	11	9	3	8	5	3	3	3	–	–	1	–	–	1	–
8424	10	17	24	10	12	19	5	9	10	5	3	9	–	–	–	–	5	5
8430	2	2	1	2	2	1	1	1	1	1	1	–	–	–	–	–	–	–
8511	258	370	294	42	57	57	29	40	34	13	17	22	–	–	1	216	313	237
8512	28	37	47	27	35	47	13	15	29	12	19	15	2	1	3	1	2	–
8513	105	140	129	102	95	88	76	58	59	24	37	28	2	–	1	3	45	41
8520	81	89	87	81	69	68	47	48	45	31	20	22	3	1	1	–	20	19
8531	98	94	81	89	77	75	61	51	48	27	23	25	1	3	2	9	17	6
8532	66	69	66	57	65	60	36	39	40	18	26	20	3	–	–	9	4	6
8533	26	21	19	26	21	19	19	15	14	7	6	5	–	–	–	–	–	–
8541	3	5	4	3	5	4	1	3	1	2	2	3	–	–	–	–	–	–
8542	2	2	4	2	2	4	2	2	4	–	–	–	–	–	–	–	–	–
8550	2	5	8	2	4	8	1	3	7	1	1	1	–	–	–	–	1	–
8591	3	1	1	3	1	1	2	–	–	1	1	1	–	–	–	–	–	–
8592	1	–	1	1	–	1	–	–	–	1	–	1	–	–	–	–	–	–
8593	6	6	2	6	6	2	2	3	–	4	3	2	–	–	–	–	–	–
8599	174	172	186	174	163	181	105	82	113	68	77	62	1	4	6	–	9	5
8610	3.249	3.439	3.237	3.249	3.277	3.093	2.651	2.743	2.545	575	522	533	23	12	15	–	162	144
8621	3	11	14	3	11	14	1	9	8	2	2	6	–	–	–	–	–	–
8622	–	–	2	–	–	2	–	–	–	–	–	2	–	–	–	–	–	–
8630	171	129	142	171	127	141	103	92	77	67	33	61	1	2	3	–	2	1
8640	302	388	421	302	379	405	204	255	300	95	123	101	3	1	4	–	9	16
8650	47	43	51	47	42	51	34	32	46	12	10	5	1	–	–	–	1	–
8660	88	204	243	88	194	235	71	170	199	16	22	35	1	2	1	–	10	8
8690	33	33	72	33	33	72	25	24	51	8	9	18	–	–	3	–	–	–
8711	3	15	14	3	15	13	1	9	10	2	5	3	–	1	–	–	–	1
8712	4	6	4	4	5	4	1	1	4	2	3	–	1	1	–	–	1	–
8720	10	11	24	10	11	23	5	8	19	5	2	4	–	1	–	–	–	1
8730	4	2	5	4	1	5	1	1	5	3	–	–	–	–	–	–	1	–
8800	241	245	242	241	230	233	170	166	164	71	62	66	–	2	3	–	15	9
9001	15	3	3	15	3	3	4	2	2	10	–	1	1	1	–	–	–	–
9002	1	–	–	1	–	–	1	–	–	–	–	–	–	–	–	–	–	–
9003	1	–	–	1	–	–	1	–	–	–	–	–	–	–	–	–	–	–
9103	–	1	–	–	1	–	–	1	–	–	–	–	–	–	–	–	–	–
9311	1	1	2	1	1	2	1	1	1	–	–	1	–	–	–	–	–	–
9312	23	21	17	23	20	15	18	15	9	5	5	6	–	–	–	–	1	2
9313	18	23	26	18	20	26	10	12	8	8	8	16	–	–	2	–	3	–
9319	7	3	4	7	3	4	5	2	4	2	1	–	–	–	–	–	–	–
9321	16	7	8	16	7	8	14	3	5	2	3	3	–	1	–	–	–	–
9329	30	14	16	30	12	16	25	8	10	3	4	6	2	–	–	–	2	–
9411	24	6	27	24	6	27	8	3	19	15	3	8	1	–	–	–	–	–
9412	20	27	21	20	25	20	7	7	8	13	18	12	–	–	–	–	2	1
9420	49	39	41	49	35	40	27	19	18	19	12	22	3	4	–	–	4	1
9430	168	217	210	168	203	190	117	138	126	47	64	64	4	1	–	–	14	20
9491	44	40	49	44	39	45	30	26	27	12	13	17	2	–	1	–	1	4
9492	–	3	–	–	2	–	–	–	–	–	2	–	–	–	–	–	1	–
9493	3	–	–	3	–	–	3	–	–	–	–	–	–	–	–	–	–	–
9499	100	165	126	100	158	119	72	119	95	27	39	24	1	–	–	–	7	7
9511	32	16	18	32	14	15	14	5	5	18	7	10	–	2	–	–	2	3
9512	7	4	7	7	4	7	5	3	2	2	1	5	–	–	–	–	–	–
9521	13	10	16	13	9	15	8	2	11	4	7	4	1	–	–	–	1	1
9529	9	18	9	9	15	9	5	5	5	4	10	4	–	–	–	–	3	–
9601	24	27	45	24	26	43	17	16	36	5	9	7	2	1	–	–	1	2
9602	11	17	13	11	13	13	4	5	8	7	7	2	–	1	3	–	4	–
9603	35	40	40	35	39	36	16	19	17	18	20	18	1	–	1	–	1	4
9609	11	13	16	11	10	16	5	3	11	6	7	5	–	–	–	–	3	–
9700	5	10	12	5	10	12	3	3	7	2	7	5	–	–	–	–	–	–
9900	6	13	15	5	12	14	3	9	12	2	2	2	–	1	–	1	1	1
Ignorado	8.405	4.884	5.110	490	633	656	429	552	577	54	68	73	7	13	6	7.915	4.251	4.454

Fonte: DATAPREV, CAT, SUB.
Nota: Os dados são preliminares, estando sujeitos a correções.

Capítulo 1 - Brasil e Grandes Regiões

1.7 - Quantidade de acidentes do trabalho, por situação do registro e motivo, segundo os grupos de idade e sexo, no Brasil - 2014/2016

GRUPOS DE IDADE E SEXO	QUANTIDADE DE ACIDENTES DO TRABALHO																	
	Total			Com CAT Registrada												Sem CAT Registrada		
				Total			Motivo											
							Típico			Trajeto			Doença do Trabalho					
	2014	2015	2016	2014	2015	2016	2014	2015	2016	2014	2015	2016	2014	2015	2016	2014	2015	2016
TOTAL	**712.302**	**622.379**	**578.935**	**564.283**	**507.753**	**474.736**	**430.454**	**385.646**	**354.084**	**116.230**	**106.721**	**108.150**	**17.599**	**15.386**	**12.502**	**148.019**	**114.626**	**104.199**
Masculino	**484.441**	**417.216**	**384.398**	**390.633**	**343.893**	**317.693**	**309.090**	**271.160**	**246.069**	**71.458**	**64.092**	**64.499**	**10.085**	**8.641**	**7.125**	**93.808**	**73.323**	**66.705**
Feminino	**227.842**	**205.149**	**194.515**	**173.631**	**163.846**	**157.021**	**121.347**	**114.472**	**107.995**	**44.770**	**42.629**	**43.651**	**7.514**	**6.745**	**5.375**	**54.211**	**41.303**	**37.494**
Ignorado	**19**	**14**	**22**	**19**	**14**	**22**	**17**	**14**	**20**	**2**	**–**	**–**	**–**	**–**	**2**	**–**	**–**	**–**
Até 19 anos	23.241	17.297	13.434	20.532	15.460	12.013	15.899	11.630	8.690	4.492	3.743	3.266	141	87	57	2.709	1.837	1.421
Masculino	17.762	12.987	10.003	15.638	11.555	8.861	12.538	9.067	6.689	3.014	2.435	2.139	86	53	33	2.124	1.432	1.142
Feminino	5.478	4.310	3.431	4.893	3.905	3.152	3.360	2.563	2.001	1.478	1.308	1.127	55	34	24	585	405	279
Ignorado	1	–	–	1	–	–	1	–	–	–	–	–	–	–	–	–	–	–
20 a 24 anos	99.460	83.734	75.442	87.422	74.357	66.955	66.588	55.847	48.549	19.935	17.817	17.864	899	693	542	12.038	9.377	8.487
Masculino	74.095	61.567	55.088	65.466	54.817	48.945	51.845	42.998	37.154	13.057	11.444	11.497	564	375	294	8.629	6.750	6.143
Feminino	25.357	22.160	20.350	21.948	19.533	18.006	14.736	12.842	11.391	6.877	6.373	6.367	335	318	248	3.409	2.627	2.344
Ignorado	8	7	4	8	7	4	7	7	4	1	–	–	–	–	–	–	–	–
25 a 29 anos	117.644	100.731	91.768	100.395	87.590	80.014	75.520	65.931	58.678	22.794	20.073	20.090	2.081	1.586	1.246	17.249	13.141	11.754
Masculino	81.214	68.929	62.435	69.998	60.138	54.580	54.716	47.049	41.792	14.143	12.280	12.154	1.139	809	634	11.216	8.791	7.855
Feminino	36.426	31.801	29.324	30.393	27.451	25.425	20.800	18.881	16.877	8.651	7.793	7.936	942	777	612	6.033	4.350	3.899
Ignorado	4	1	9	4	1	9	4	1	9	–	–	–	–	–	–	–	–	–
30 a 34 anos	118.560	104.263	95.939	97.771	88.141	81.362	73.862	66.491	60.215	20.886	19.118	19.156	3.023	2.532	1.991	20.789	16.122	14.577
Masculino	79.431	68.891	62.911	66.527	58.642	53.642	51.886	45.839	41.144	13.023	11.466	11.456	1.618	1.337	1.042	12.904	10.249	9.269
Feminino	39.127	35.370	33.028	31.242	29.497	27.720	21.975	20.650	19.071	7.862	7.652	7.700	1.405	1.195	949	7.885	5.873	5.308
Ignorado	2	2	–	2	2	–	1	2	–	1	–	–	–	–	–	–	–	–
35 a 39 anos	100.876	91.327	87.788	79.450	74.607	72.235	60.863	56.866	54.241	15.478	14.902	15.705	3.109	2.839	2.289	21.426	16.720	15.553
Masculino	66.176	58.979	56.205	53.088	48.700	46.650	42.017	38.264	36.090	9.345	8.866	9.284	1.726	1.570	1.276	13.088	10.279	9.555
Feminino	34.699	32.347	31.580	26.361	25.906	25.582	18.845	18.601	18.149	6.133	6.036	6.421	1.383	1.269	1.012	8.338	6.441	5.998
Ignorado	1	1	3	1	1	3	1	1	2	–	–	–	–	–	1	–	–	–
40 a 44 anos	81.271	71.764	68.590	60.820	56.006	54.237	46.834	42.936	41.269	11.295	10.595	10.983	2.691	2.475	1.985	20.451	15.758	14.353
Masculino	52.330	45.846	43.554	40.095	36.317	34.772	31.852	28.714	27.260	6.686	6.217	6.389	1.557	1.386	1.123	12.235	9.529	8.782
Feminino	28.940	25.918	25.035	20.724	19.689	19.464	14.981	14.222	14.009	4.609	4.378	4.594	1.134	1.089	861	8.216	6.229	5.571
Ignorado	1	–	1	1	–	1	1	–	–	–	–	–	–	–	1	–	–	–
45 a 49 anos	69.323	60.308	57.108	48.700	44.772	43.080	37.344	34.297	32.848	8.793	8.109	8.340	2.563	2.366	1.892	20.623	15.536	14.028
Masculino	44.744	38.254	35.886	32.428	28.902	27.594	25.836	22.948	21.820	5.140	4.623	4.707	1.452	1.331	1.067	12.316	9.352	8.292
Feminino	24.577	22.053	21.221	16.270	15.869	15.485	11.506	11.348	11.027	3.653	3.486	3.633	1.111	1.035	825	8.307	6.184	5.736
Ignorado	2	1	1	2	1	1	2	1	1	–	–	–	–	–	–	–	–	–
50 a 54 anos	53.692	48.332	45.934	36.102	34.330	32.992	27.682	26.305	24.981	6.502	6.328	6.468	1.918	1.697	1.543	17.590	14.002	12.942
Masculino	34.467	30.742	29.034	23.977	22.371	21.135	19.223	17.904	16.694	3.612	3.461	3.485	1.142	1.006	956	10.490	8.371	7.899
Feminino	19.225	17.590	16.897	12.125	11.959	11.854	8.459	8.401	8.284	2.890	2.867	2.983	776	691	587	7.100	5.631	5.043
Ignorado	–	–	3	–	–	3	–	–	3	–	–	–	–	–	–	–	–	–
55 a 59 anos	32.266	29.453	27.854	21.260	20.640	19.866	16.549	15.971	15.291	3.863	3.884	3.906	848	785	669	11.006	8.813	7.988
Masculino	21.997	19.718	18.255	14.427	13.698	12.846	11.823	11.142	10.371	2.073	2.043	2.011	531	513	464	7.570	6.020	5.409
Feminino	10.269	9.733	9.598	6.833	6.940	7.019	4.726	4.827	4.919	1.790	1.841	1.895	317	272	205	3.436	2.793	2.579
Ignorado	–	2	1	–	2	1	–	2	1	–	–	–	–	–	–	–	–	–
60 a 64 anos	12.521	11.681	11.518	8.857	8.767	8.813	6.991	6.978	6.885	1.604	1.544	1.723	262	245	205	3.664	2.914	2.705
Masculino	9.579	8.690	8.393	6.685	6.428	6.300	5.483	5.342	5.149	987	898	987	215	188	164	2.894	2.262	2.093
Feminino	2.942	2.991	3.125	2.172	2.339	2.513	1.508	1.636	1.736	617	646	736	47	57	41	770	652	612
Ignorado	–	–	–	–	–	–	–	–	–	–	–	–	–	–	–	–	–	–
65 a 69 anos	2.634	2.694	2.775	2.210	2.330	2.429	1.742	1.817	1.892	423	450	484	45	63	53	424	364	346
Masculino	2.026	2.025	2.062	1.709	1.762	1.819	1.398	1.447	1.486	275	257	288	36	58	45	317	263	243
Feminino	608	669	713	501	568	610	344	370	406	148	193	196	9	5	8	107	101	103
Ignorado	–	–	–	–	–	–	–	–	–	–	–	–	–	–	–	–	–	–
70 anos e mais	738	751	772	699	718	733	523	546	540	157	154	164	19	18	29	39	33	39
Masculino	570	563	561	551	543	543	434	428	416	98	100	101	19	15	26	19	20	18
Feminino	168	188	211	148	175	190	89	118	124	59	54	63	–	3	3	20	13	21
Ignorado	–	–	–	–	–	–	–	–	–	–	–	–	–	–	–	–	–	–
Ignorada	76	44	13	65	35	7	57	31	5	8	4	1	–	–	1	11	9	6
Masculino	50	25	11	44	20	6	39	18	4	5	2	1	–	–	1	6	5	5
Feminino	26	19	2	21	15	1	18	13	1	3	2	–	–	–	–	5	4	1
Ignorado	–	–	–	–	–	–	–	–	–	–	–	–	–	–	–	–	–	–

Fonte: DATAPREV, CAT, SUB.
Nota: Os dados são preliminares, estando sujeitos a correções.

Capítulo 1 - Brasil e Grandes Regiões

1.8 - Quantidade mensal de acidentes do trabalho, por situação do registro e motivo, no Brasil - 2014/2016

MESES	QUANTIDADE DE ACIDENTES DO TRABALHO																	
	Total			Com CAT Registrada												Sem CAT Registrada		
				Total			Motivo											
							Típico			Trajeto			Doença do Trabalho					
	2014	2015	2016	2014	2015	2016	2014	2015	2016	2014	2015	2016	2014	2015	2016	2014	2015	2016
TOTAL	**712.302**	**622.379**	**578.935**	**564.283**	**507.753**	**474.736**	**430.454**	**385.646**	**354.084**	**116.230**	**106.721**	**108.150**	**17.599**	**15.386**	**12.502**	**148.019**	**114.626**	**104.199**
Janeiro	59.386	53.145	45.954	46.393	42.395	37.504	35.926	32.821	28.540	9.068	8.336	7.958	1.399	1.238	1.006	12.993	10.750	8.450
Fevereiro	58.723	50.216	46.867	45.843	40.424	38.057	35.179	30.968	28.757	9.263	8.235	8.183	1.401	1.221	1.117	12.880	9.792	8.810
Março	59.504	57.230	52.869	47.173	47.106	42.820	36.006	36.124	32.154	9.560	9.535	9.404	1.607	1.447	1.262	12.331	10.124	10.049
Abril	58.135	50.165	49.361	45.633	41.105	39.883	34.694	31.207	29.501	9.468	8.605	9.162	1.471	1.293	1.220	12.502	9.060	9.478
Maio	61.975	52.032	49.698	48.629	42.585	40.202	36.785	32.108	29.406	10.278	9.117	9.606	1.566	1.360	1.190	13.346	9.447	9.496
Junho	54.692	51.608	51.508	43.317	41.988	41.896	32.625	31.521	30.672	9.379	9.173	9.958	1.313	1.294	1.266	11.375	9.620	9.612
Julho	62.482	55.599	49.478	49.284	44.722	40.382	37.579	33.709	29.817	10.152	9.521	9.487	1.553	1.492	1.078	13.198	10.877	9.096
Agosto	62.389	55.347	52.859	49.107	44.724	43.461	37.261	33.697	32.046	10.211	9.621	10.209	1.635	1.406	1.206	13.282	10.623	9.398
Setembro	64.244	52.770	47.726	51.265	43.294	39.469	38.973	32.768	29.684	10.696	9.260	8.907	1.596	1.266	878	12.979	9.476	8.257
Outubro	65.404	52.266	46.305	52.281	42.824	38.633	39.848	32.590	28.910	10.762	9.040	8.909	1.671	1.194	814	13.123	9.442	7.672
Novembro	56.470	48.657	44.355	45.620	40.457	37.016	35.098	30.839	27.951	9.196	8.413	8.292	1.326	1.205	773	10.850	8.200	7.339
Dezembro	48.898	43.344	41.955	39.738	36.129	35.413	30.480	27.294	26.646	8.197	7.865	8.075	1.061	970	692	9.160	7.215	6.542

Fonte: DATAPREV, CAT, SUB.
Nota: Os dados são preliminares, estando sujeitos a correções.

DISTRIBUICÃO DE ACIDENTES DO TRABALHO. POR MOTIVO. NO BRASIL - 2016

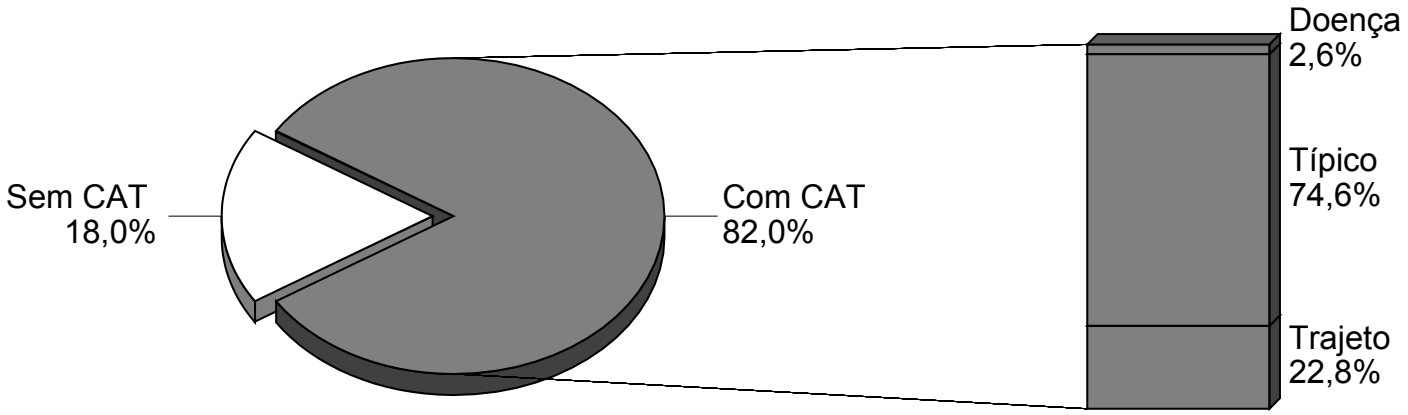

Fonte: DATAPREV, CAT, SUB.

Capítulo 2 - Rondônia

2.1 - Quantidade de acidentes do trabalho, por situação do registro e motivo, segundo a Classificação Nacional de Atividades Econômicas (CNAE), no estado de Rondônia - 2014/2016

(continua)

CNAE	QUANTIDADE DE ACIDENTES DO TRABALHO																	
	Total			Com CAT Registrada												Sem CAT Registrada		
				Total			Motivo											
							Típico			Trajeto			Doença do Trabalho					
	2014	2015	2016	2014	2015	2016	2014	2015	2016	2014	2015	2016	2014	2015	2016	2014	2015	2016
TOTAL	**5.611**	**4.803**	**4.502**	**3.978**	**3.242**	**3.005**	**3.013**	**2.313**	**2.037**	**859**	**818**	**849**	**106**	**111**	**119**	**1.633**	**1.561**	**1.497**
0111	7	3	2	3	2	1	3	2	1	–	–	–	–	–	–	4	1	1
0112	99	26	10	1	1	–	1	1	–	–	–	–	–	–	–	98	25	10
0115	5	7	9	5	7	9	5	4	7	–	3	2	–	–	–	–	–	–
0119	1	1	–	1	1	–	1	1	–	–	–	–	–	–	–	–	–	–
0121	3	1	2	2	1	2	2	–	–	–	1	2	–	–	–	1	–	–
0131	–	1	–	–	1	–	–	1	–	–	–	–	–	–	–	–	–	–
0134	–	2	–	–	1	–	–	1	–	–	–	–	–	–	–	–	1	–
0139	1	4	–	–	–	–	–	–	–	–	–	–	–	–	–	1	4	–
0141	33	53	79	33	53	79	23	43	65	10	10	12	–	–	2	–	–	–
0142	–	1	1	–	1	1	–	–	–	–	1	1	–	–	–	–	–	–
0151	76	70	61	76	69	59	71	57	52	5	12	7	–	–	–	–	1	2
0154	2	–	–	2	–	–	2	–	–	–	–	–	–	–	–	–	–	–
0155	3	2	–	3	2	–	–	2	–	3	–	–	–	–	–	–	–	–
0161	–	1	5	–	1	5	–	–	4	–	1	1	–	–	–	–	–	–
0162	5	6	12	5	6	12	4	6	10	1	–	2	–	–	–	–	–	–
0210	9	1	–	9	1	–	7	–	–	2	1	–	–	–	–	–	–	–
0220	3	–	1	2	–	1	2	–	–	–	–	1	–	–	–	1	–	–
0230	3	4	2	3	4	2	2	3	2	1	1	–	–	–	–	–	–	–
0322	2	3	4	2	2	4	2	1	3	–	1	1	–	–	–	–	1	–
0710	1	3	3	1	3	3	1	2	3	–	1	–	–	–	–	–	–	–
0722	13	8	7	13	8	7	12	5	2	1	3	3	–	–	2	–	–	–
0729	2	–	1	2	–	1	2	–	1	–	–	–	–	–	–	–	–	–
0810	5	10	8	5	8	8	4	4	4	1	4	4	–	–	–	–	2	–
0899	–	–	2	–	–	2	–	–	2	–	–	–	–	–	–	–	–	–
1011	365	476	471	365	416	416	312	366	368	39	32	42	14	18	6	–	60	55
1012	16	18	15	10	10	9	9	9	8	1	1	–	–	–	1	6	8	6
1013	6	7	14	6	6	14	6	3	11	–	3	3	–	–	–	–	1	–
1020	9	5	3	9	5	1	7	5	1	1	–	–	1	–	–	–	–	2
1031	–	1	–	–	1	–	–	1	–	–	–	–	–	–	–	–	–	–
1033	–	–	1	–	–	1	–	–	–	–	–	1	–	–	–	–	–	–
1042	2	2	4	2	2	4	2	2	3	–	–	1	–	–	–	–	–	–
1051	2	4	2	2	4	1	1	2	1	1	2	–	–	–	–	–	–	1
1052	84	73	102	84	69	86	72	51	54	12	18	32	–	–	–	–	4	16
1053	1	–	1	1	–	1	1	–	1	–	–	–	–	–	–	–	–	–
1061	16	6	8	16	5	5	10	5	4	6	–	1	–	–	–	–	1	3
1064	–	3	3	–	2	2	–	–	1	–	2	1	–	–	–	–	1	1
1066	12	13	3	12	11	3	8	8	3	3	2	–	1	1	–	–	2	–
1069	–	2	–	–	2	–	–	1	–	–	1	–	–	–	–	–	–	–
1081	1	1	2	1	1	2	–	–	2	1	1	–	–	–	–	–	–	–
1091	7	21	17	7	19	15	5	14	7	2	4	3	–	1	5	–	2	2
1095	–	–	1	–	–	1	–	–	–	–	–	1	–	–	–	–	–	–
1099	5	4	1	5	4	1	3	3	1	2	1	–	–	–	–	–	–	–
1111	–	1	–	–	–	–	–	–	–	–	–	–	–	–	–	–	1	–
1113	2	2	1	1	–	1	1	–	1	–	–	–	–	–	–	1	2	–
1121	1	2	1	1	1	1	1	–	1	–	1	–	–	–	–	–	1	–
1122	20	17	18	20	15	13	8	10	5	12	5	8	–	–	–	–	2	5
1220	1	–	–	–	–	–	–	–	–	–	–	–	–	–	–	1	–	–
1411	–	1	–	–	1	–	–	–	–	–	1	–	–	–	–	–	–	–
1412	8	7	5	8	4	3	2	–	–	6	4	3	–	–	–	–	3	2
1413	2	–	2	2	–	2	1	–	–	1	–	–	–	–	2	–	–	–
1414	1	–	–	1	–	–	1	–	–	–	–	–	–	–	–	–	–	–
1510	16	31	33	16	28	32	11	23	27	4	5	5	1	–	–	–	3	1
1521	1	–	–	–	–	–	–	–	–	–	–	–	–	–	–	1	–	–
1529	–	–	1	–	–	1	–	–	–	–	–	1	–	–	–	–	–	–
1531	1	4	2	1	1	–	1	1	–	–	–	–	–	–	–	–	3	2
1610	119	140	103	119	124	92	96	103	71	23	18	19	–	3	2	–	16	11
1621	43	33	41	43	26	27	33	20	20	9	6	7	1	–	–	–	7	14
1622	8	7	4	8	7	4	8	5	4	–	1	–	–	1	–	–	–	–
1629	4	6	6	4	6	5	3	6	4	–	–	1	1	–	–	–	–	1
1732	1	–	–	–	–	–	–	–	–	–	–	–	–	–	–	1	–	–
1741	2	4	1	1	3	1	1	1	–	–	–	1	–	2	–	1	1	–

Capítulo 2 - Rondônia

2.1 - Quantidade de acidentes do trabalho, por situação do registro e motivo, segundo a Classificação Nacional de Atividades Econômicas (CNAE), no estado de Rondônia - 2014/2016

(continuação)

CNAE	QUANTIDADE DE ACIDENTES DO TRABALHO																	
	Total			Com CAT Registrada												Sem CAT Registrada		
				Total			Motivo											
							Típico			Trajeto			Doença do Trabalho					
	2014	2015	2016	2014	2015	2016	2014	2015	2016	2014	2015	2016	2014	2015	2016	2014	2015	2016
1749	1	1	1	1	1	1	1	1	1	–	–	–	–	–	–	–	–	–
1812	3	1	–	–	–	–	–	–	–	–	–	–	–	–	–	3	1	–
1813	2	4	1	1	4	1	–	3	–	–	1	1	1	–	–	1	–	–
1821	–	–	1	–	–	1	–	–	–	–	–	1	–	–	–	–	–	–
1931	–	2	–	–	1	–	–	1	–	–	–	–	–	–	–	–	1	–
1932	1	–	–	1	–	–	1	–	–	–	–	–	–	–	–	–	–	–
2013	–	1	–	–	1	–	–	1	–	–	–	–	–	–	–	–	–	–
2061	1	–	1	1	–	1	1	–	1	–	–	–	–	–	–	–	–	–
2062	1	1	1	1	1	1	1	1	1	–	–	–	–	–	–	–	–	–
2212	7	3	3	6	2	3	4	2	2	2	–	1	–	–	–	1	1	–
2219	42	5	–	–	–	–	–	–	–	–	–	–	–	–	–	42	5	–
2221	–	1	2	–	1	2	–	1	–	–	–	2	–	–	–	–	–	–
2222	4	–	–	4	–	–	3	–	–	1	–	–	–	–	–	–	–	–
2223	1	–	–	1	–	–	1	–	–	–	–	–	–	–	–	–	–	–
2229	–	1	1	–	1	1	–	–	1	–	1	–	–	–	–	–	–	–
2311	23	8	17	23	6	12	21	5	10	2	1	2	–	–	–	–	2	5
2320	2	2	1	2	2	1	1	2	–	1	–	1	–	–	–	–	–	–
2330	21	17	15	21	14	14	19	10	10	2	3	3	–	1	1	–	3	1
2341	–	1	2	–	1	2	–	1	1	–	–	1	–	–	–	–	–	–
2342	47	35	33	47	29	31	33	21	23	12	8	7	2	–	1	–	6	2
2349	3	7	2	3	3	1	2	2	1	1	1	–	–	–	–	–	4	1
2391	6	4	8	6	4	8	3	3	5	3	1	3	–	–	–	–	–	–
2449	8	9	18	8	9	15	8	8	14	–	1	1	–	–	–	–	–	3
2452	5	1	2	4	–	1	4	–	1	–	–	–	–	–	–	1	1	1
2511	6	8	4	6	7	4	5	5	3	1	2	1	–	–	–	–	1	–
2512	7	4	4	6	4	4	5	2	4	1	2	–	–	–	–	1	–	–
2521	4	2	2	3	2	1	3	2	1	–	–	–	–	–	–	1	–	1
2532	1	–	–	1	–	–	–	–	–	1	–	–	–	–	–	–	–	–
2539	1	1	1	1	1	1	1	1	1	–	–	–	–	–	–	–	–	–
2542	1	1	1	1	1	1	1	–	–	–	1	1	–	–	–	–	–	–
2543	–	1	1	–	1	1	–	1	1	–	–	–	–	–	–	–	–	–
2592	1	3	–	1	1	–	1	1	–	–	–	–	–	–	–	–	2	–
2593	–	1	–	–	1	–	–	1	–	–	–	–	–	–	–	–	–	–
2599	–	1	–	–	1	–	–	–	–	–	1	–	–	–	–	–	–	–
2710	–	1	1	–	1	1	–	–	1	–	1	–	–	–	–	–	–	–
2722	–	1	3	–	1	3	–	1	1	–	–	2	–	–	–	–	–	–
2790	–	1	–	–	1	–	–	1	–	–	–	–	–	–	–	–	–	–
2811	2	–	–	1	–	–	1	–	–	–	–	–	–	–	–	1	–	–
2812	1	1	–	–	–	–	–	–	–	–	–	–	–	–	–	1	1	–
2814	1	1	–	1	1	–	–	1	–	1	–	–	–	–	–	–	–	–
2822	19	15	5	19	14	4	16	12	3	2	2	–	1	–	1	–	1	1
2823	1	–	1	1	–	1	1	–	1	–	–	–	–	–	–	–	–	–
2829	1	–	–	1	–	–	1	–	–	–	–	–	–	–	–	–	–	–
2833	–	1	1	–	–	–	–	–	–	–	–	–	–	–	–	–	1	1
2852	1	–	–	1	–	–	1	–	–	–	–	–	–	–	–	–	–	–
2864	1	–	–	1	–	–	1	–	–	–	–	–	–	–	–	–	–	–
2930	8	7	7	8	6	7	6	5	4	2	1	3	–	–	–	–	1	–
2950	2	3	1	2	2	1	–	–	1	1	2	–	1	–	–	–	1	–
3092	6	1	2	6	1	2	3	–	1	3	1	1	–	–	–	–	–	–
3101	16	9	14	16	8	14	13	5	13	3	3	1	–	–	–	–	1	–
3104	9	8	6	9	6	4	7	4	4	1	1	–	1	1	–	–	2	2
3230	6	2	–	–	–	–	–	–	–	–	–	–	–	–	–	6	2	–
3240	–	1	1	–	1	1	–	1	–	–	–	–	–	–	1	–	–	–
3291	1	–	–	–	–	–	–	–	–	–	–	–	–	–	–	1	–	–
3292	2	–	–	2	–	–	1	–	–	1	–	–	–	–	–	–	–	–
3299	3	–	2	3	–	2	3	–	1	–	–	1	–	–	–	–	–	–
3311	–	–	1	–	–	1	–	–	–	–	–	1	–	–	–	–	–	–
3312	–	1	–	–	1	–	–	–	–	–	1	–	–	–	–	–	–	–
3313	5	4	3	5	4	3	5	4	2	–	–	1	–	–	–	–	–	–
3314	6	2	3	6	2	3	1	2	3	5	–	–	–	–	–	–	–	–
3317	–	1	–	–	1	–	–	1	–	–	–	–	–	–	–	–	–	–
3321	4	1	–	4	1	–	4	1	–	–	–	–	–	–	–	–	–	–

Capítulo 2 - Rondônia

2.1 - Quantidade de acidentes do trabalho, por situação do registro e motivo, segundo a Classificação Nacional de Atividades Econômicas (CNAE), no estado de Rondônia - 2014/2016

(continuação)

CNAE	QUANTIDADE DE ACIDENTES DO TRABALHO																	
	Total			Com CAT Registrada												Sem CAT Registrada		
				Total			Motivo											
							Típico			Trajeto			Doença do Trabalho					
	2014	2015	2016	2014	2015	2016	2014	2015	2016	2014	2015	2016	2014	2015	2016	2014	2015	2016
3329	1	–	1	1	–	1	1	–	–	–	–	1	–	–	–	–	–	–
3511	39	92	82	37	87	79	33	80	76	4	6	3	–	1	–	2	5	3
3512	1	10	2	1	9	2	1	7	2	–	2	–	–	–	–	–	1	–
3514	7	6	4	7	6	4	6	3	1	–	1	3	1	2	–	–	–	–
3600	13	20	18	13	19	18	8	16	14	5	3	3	–	–	1	–	1	–
3811	23	29	49	23	26	43	22	22	39	1	4	4	–	–	–	–	3	6
3812	12	12	21	12	12	20	12	12	17	–	–	3	–	–	–	–	–	1
3821	–	2	1	–	2	–	–	2	–	–	–	–	–	–	–	–	–	1
3822	1	–	–	1	–	–	1	–	–	–	–	–	–	–	–	–	–	–
3831	–	1	–	–	1	–	–	1	–	–	–	–	–	–	–	–	–	–
3832	–	1	3	–	1	2	–	–	2	–	1	–	–	–	–	–	–	1
3839	1	2	2	1	2	2	–	2	2	1	–	–	–	–	–	–	–	–
4110	6	–	–	6	–	–	5	–	–	1	–	–	–	–	–	–	–	–
4120	162	134	115	161	110	91	122	80	75	36	28	14	3	2	2	1	24	24
4211	103	163	18	103	137	9	76	121	6	27	16	3	–	–	–	–	26	9
4212	138	105	44	138	105	43	128	100	42	8	5	–	2	–	1	–	–	1
4213	–	2	1	–	1	1	–	1	1	–	–	–	–	–	–	–	1	–
4221	405	187	99	375	148	67	346	128	53	25	16	13	4	4	1	30	39	32
4222	6	3	–	6	2	–	5	–	–	1	2	–	–	–	–	–	1	–
4292	237	81	23	237	78	20	234	77	20	1	1	–	2	–	–	–	3	3
4299	40	11	8	40	9	6	40	9	4	–	–	2	–	–	–	–	2	2
4311	–	–	1	–	–	1	–	–	1	–	–	–	–	–	–	–	–	–
4313	14	11	11	14	11	10	12	8	6	2	3	4	–	–	–	–	–	1
4321	85	26	11	85	25	11	75	17	5	9	7	6	1	1	–	–	1	–
4322	–	2	1	–	2	1	–	–	–	–	2	1	–	–	–	–	–	–
4329	1	2	2	1	2	1	1	1	1	–	1	–	–	–	–	–	–	1
4330	7	2	2	7	1	2	7	–	1	–	1	1	–	–	–	–	1	–
4391	2	–	–	2	–	–	1	–	–	1	–	–	–	–	–	–	–	–
4399	28	22	15	28	18	11	21	8	9	7	10	2	–	–	–	–	4	4
4511	22	26	16	22	25	16	15	14	6	6	10	10	1	1	–	–	1	–
4512	1	–	1	1	–	1	1	–	1	–	–	–	–	–	–	–	–	–
4520	16	21	16	16	20	16	11	12	10	4	7	5	1	1	1	–	1	–
4530	63	50	73	63	49	70	40	29	38	21	20	32	2	–	–	–	1	3
4541	22	18	22	22	17	22	7	11	5	14	6	16	1	–	1	–	1	–
4543	3	2	1	3	2	1	1	1	–	2	1	1	–	–	–	–	–	–
4611	–	1	–	–	1	–	–	–	–	–	1	–	–	–	–	–	–	–
4613	–	1	–	–	1	–	–	1	–	–	–	–	–	–	–	–	–	–
4614	1	1	–	1	1	–	1	1	–	–	–	–	–	–	–	–	–	–
4616	–	–	1	–	–	1	–	–	–	–	–	1	–	–	–	–	–	–
4619	1	–	–	1	–	–	–	–	–	1	–	–	–	–	–	–	–	–
4621	2	–	–	2	–	–	1	–	–	1	–	–	–	–	–	–	–	–
4622	1	2	–	1	2	–	–	2	–	1	–	–	–	–	–	–	–	–
4623	3	1	1	3	1	1	1	1	–	2	–	1	–	–	–	–	–	–
4631	–	–	1	–	–	1	–	–	1	–	–	–	–	–	–	–	–	–
4632	2	5	8	2	5	7	2	4	4	–	–	3	–	1	–	–	–	1
4633	1	–	3	1	–	3	–	–	–	1	–	3	–	–	–	–	–	–
4634	1	2	2	1	2	2	1	2	–	–	–	2	–	–	–	–	–	–
4635	25	15	27	25	13	24	22	7	17	3	6	7	–	–	–	–	2	3
4637	16	14	13	16	7	9	3	3	4	13	4	5	–	–	–	–	7	4
4639	11	5	9	11	4	8	7	1	2	3	3	6	1	–	–	–	1	1
4642	–	–	2	–	–	2	–	–	–	–	–	2	–	–	–	–	–	–
4644	5	9	15	5	9	15	4	2	7	1	5	8	–	2	–	–	–	–
4645	–	1	1	–	1	1	–	–	–	–	1	1	–	–	–	–	–	–
4646	–	–	1	–	–	1	–	–	–	–	–	1	–	–	–	–	–	–
4647	1	1	–	1	1	–	–	–	–	1	1	–	–	–	–	–	–	–
4649	6	9	6	6	6	5	1	3	2	5	2	3	–	1	–	–	3	1
4652	–	–	2	–	–	2	–	–	–	–	–	2	–	–	–	–	–	–
4661	1	4	8	1	4	8	1	1	3	–	3	5	–	–	–	–	–	–
4662	1	1	–	1	1	–	–	1	–	1	–	–	–	–	–	–	–	–
4665	1	–	–	1	–	–	1	–	–	–	–	–	–	–	–	–	–	–
4669	2	1	1	2	1	1	–	1	1	2	–	–	–	–	–	–	–	–
4671	17	13	9	17	10	8	17	9	6	–	1	2	–	–	–	–	3	1

Capítulo 2 - Rondônia

2.1 - Quantidade de acidentes do trabalho, por situação do registro e motivo, segundo a Classificação Nacional de Atividades Econômicas (CNAE), no estado de Rondônia - 2014/2016

(continuação)

CNAE	QUANTIDADE DE ACIDENTES DO TRABALHO																	
	Total			Com CAT Registrada												Sem CAT Registrada		
				Total			Motivo											
							Típico			Trajeto			Doença do Trabalho					
	2014	2015	2016	2014	2015	2016	2014	2015	2016	2014	2015	2016	2014	2015	2016	2014	2015	2016
4672	1	3	–	1	2	–	–	1	–	1	1	–	–	–	–	–	1	–
4674	–	1	–	–	1	–	–	1	–	–	–	–	–	–	–	–	–	–
4679	5	4	6	5	4	6	3	3	2	2	1	4	–	–	–	–	–	–
4681	3	–	1	3	–	1	3	–	–	–	–	1	–	–	–	–	–	–
4682	25	23	24	25	23	23	23	18	17	2	5	5	–	–	1	–	–	1
4683	–	1	4	–	1	4	–	1	4	–	–	–	–	–	–	–	–	–
4684	6	1	–	6	1	–	3	1	–	3	–	–	–	–	–	–	–	–
4687	2	4	1	2	4	1	2	4	1	–	–	–	–	–	–	–	–	–
4689	1	1	5	1	1	5	–	1	5	1	–	–	–	–	–	–	–	–
4691	3	7	6	3	7	4	2	4	1	–	3	3	1	–	–	–	–	2
4692	1	1	–	1	1	–	1	–	–	–	1	–	–	–	–	–	–	–
4693	3	8	2	3	6	2	2	2	–	1	4	2	–	–	–	–	2	–
4711	106	155	115	106	123	87	73	88	52	30	34	33	3	1	2	–	32	28
4712	17	21	13	17	18	13	5	7	9	12	10	4	–	1	–	–	3	–
4713	13	2	5	13	2	4	2	1	2	11	1	2	–	–	–	–	–	1
4721	4	4	4	4	4	4	3	2	3	1	2	1	–	–	–	–	–	–
4722	5	1	6	5	1	5	3	1	2	2	–	2	–	–	1	–	–	1
4723	8	3	4	8	3	3	5	3	3	3	–	–	–	–	–	–	–	1
4724	–	–	1	–	–	1	–	–	1	–	–	–	–	–	–	–	–	–
4729	2	2	7	2	2	7	–	1	2	2	1	5	–	–	–	–	–	–
4731	21	22	17	21	19	17	7	9	5	13	9	12	1	1	–	–	3	–
4741	3	10	7	3	8	4	2	3	1	1	5	3	–	–	–	–	2	3
4742	3	2	2	3	2	2	–	1	–	3	1	2	–	–	–	–	–	–
4743	5	4	6	5	4	6	5	3	3	–	1	2	–	–	1	–	–	–
4744	77	53	40	77	44	36	48	28	23	27	16	12	2	–	1	–	9	4
4751	3	5	1	3	4	1	1	–	–	2	4	1	–	–	–	–	1	–
4752	3	5	6	3	5	6	1	3	3	2	2	3	–	–	–	–	–	–
4753	19	20	15	19	18	14	4	4	5	15	13	9	–	1	–	–	2	1
4754	13	9	9	13	9	8	7	5	4	5	3	4	1	1	–	–	–	1
4755	7	5	4	7	5	4	3	–	1	4	5	3	–	–	–	–	–	–
4757	1	3	2	1	3	2	1	1	1	–	2	1	–	–	–	–	–	–
4759	4	4	4	4	3	4	1	–	2	2	3	2	1	–	–	–	1	–
4761	2	8	4	2	8	4	–	3	1	2	5	3	–	–	–	–	–	–
4762	–	–	1	–	–	1	–	–	–	–	–	1	–	–	–	–	–	–
4763	–	–	1	–	–	1	–	–	–	–	–	1	–	–	–	–	–	–
4771	21	23	20	21	22	18	6	8	6	15	14	11	–	–	1	–	1	2
4772	2	1	4	2	1	4	1	–	2	1	1	2	–	–	–	–	–	–
4773	–	–	1	–	–	1	–	–	1	–	–	–	–	–	–	–	–	–
4774	2	2	–	2	2	–	–	–	–	2	2	–	–	–	–	–	–	–
4781	29	32	38	29	30	37	12	11	10	14	19	27	3	–	–	–	2	1
4782	5	3	3	5	3	3	1	2	2	4	1	–	–	–	1	–	–	–
4783	2	–	2	2	–	2	–	–	1	1	–	1	1	–	–	–	–	–
4784	8	2	5	8	2	5	5	1	1	3	–	4	–	1	–	–	–	–
4789	14	7	13	14	7	12	8	–	8	6	7	4	–	–	–	–	–	1
4921	25	33	18	25	22	13	20	12	10	3	10	3	2	–	–	–	11	5
4922	22	13	9	22	10	7	17	7	2	4	3	5	1	–	–	–	3	2
4923	–	1	–	–	1	–	–	–	–	–	1	–	–	–	–	–	–	–
4924	1	–	4	1	–	4	–	–	–	1	–	3	–	–	1	–	–	–
4929	1	1	1	1	1	1	–	–	1	1	1	–	–	–	–	–	–	–
4930	51	52	59	51	44	54	37	28	41	12	13	10	2	3	3	–	8	5
5021	21	18	9	21	17	9	13	12	6	8	5	2	–	–	1	–	1	–
5022	1	2	1	1	2	–	–	1	–	1	1	–	–	–	–	–	–	1
5091	2	–	1	2	–	1	2	–	1	–	–	–	–	–	–	–	–	–
5111	15	5	5	6	1	4	3	–	–	3	1	4	–	–	–	9	4	1
5112	1	2	–	–	2	–	–	1	–	–	1	–	–	–	–	1	–	–
5120	–	2	1	–	2	1	–	2	–	–	–	1	–	–	–	–	–	–
5211	4	2	5	3	1	5	3	–	3	–	1	2	–	–	–	1	1	–
5212	7	6	4	3	1	1	1	–	1	2	1	–	–	–	–	4	5	3
5223	–	1	–	–	1	–	–	1	–	–	–	–	–	–	–	–	–	–
5229	2	–	3	2	–	3	2	–	1	–	–	2	–	–	–	–	–	–
5231	4	7	11	4	7	9	2	4	5	2	3	3	–	–	1	–	–	2
5232	1	1	–	–	–	–	–	–	–	–	–	–	–	–	–	1	1	–

Capítulo 2 - Rondônia

2.1 - Quantidade de acidentes do trabalho, por situação do registro e motivo, segundo a Classificação Nacional de Atividades Econômicas (CNAE), no estado de Rondônia - 2014/2016

(continuação)

CNAE	QUANTIDADE DE ACIDENTES DO TRABALHO																	
	Total			Com CAT Registrada												Sem CAT Registrada		
				Total			Motivo											
							Típico			Trajeto			Doença do Trabalho					
	2014	2015	2016	2014	2015	2016	2014	2015	2016	2014	2015	2016	2014	2015	2016	2014	2015	2016
5240	1	6	2	1	4	2	1	2	–	–	2	2	–	–	–	–	2	–
5250	1	2	1	1	2	1	1	2	–	–	–	1	–	–	–	–	–	–
5310	167	114	136	167	85	106	155	56	96	9	22	6	3	7	4	–	29	30
5320	–	3	5	–	3	5	–	1	1	–	2	4	–	–	–	–	–	–
5510	20	9	6	20	8	6	9	7	4	11	–	1	–	1	1	–	1	–
5611	29	31	41	29	28	40	15	14	22	12	12	18	2	2	–	–	3	1
5612	1	–	–	1	–	–	1	–	–	–	–	–	–	–	–	–	–	–
5620	20	16	29	20	13	23	15	8	17	5	5	4	–	–	2	–	3	6
5822	1	1	4	1	1	3	–	–	2	1	1	–	–	–	1	–	–	1
5911	–	–	1	–	–	1	–	–	–	–	–	1	–	–	–	–	–	–
5914	–	2	3	–	2	3	–	2	–	–	–	3	–	–	–	–	–	–
6010	3	–	–	3	–	–	1	–	–	2	–	–	–	–	–	–	–	–
6021	1	3	–	1	2	–	–	1	–	1	1	–	–	–	–	–	1	–
6110	2	5	10	2	5	10	–	1	4	1	2	–	1	2	6	–	–	–
6120	5	2	–	5	2	–	1	–	–	3	2	–	1	–	–	–	–	–
6190	–	2	1	–	2	1	–	2	1	–	–	–	–	–	–	–	–	–
6201	6	4	1	–	–	–	–	–	–	–	–	–	–	–	–	6	4	1
6202	–	1	–	–	1	–	–	–	–	–	1	–	–	–	–	–	–	–
6203	–	–	2	–	–	1	–	–	–	–	–	1	–	–	–	–	–	1
6204	–	–	1	–	–	1	–	–	–	–	–	1	–	–	–	–	–	–
6209	–	1	1	–	1	1	–	–	–	–	1	1	–	–	–	–	–	–
6311	3	2	1	–	–	–	–	–	–	–	–	–	–	–	–	3	2	1
6319	1	–	–	1	–	–	–	–	–	1	–	–	–	–	–	–	–	–
6421	7	3	5	7	3	4	–	–	3	1	–	1	6	3	–	–	–	1
6422	13	36	52	13	25	40	–	2	11	–	–	2	13	23	27	–	11	12
6423	4	1	2	4	1	2	1	1	1	1	–	–	2	–	1	–	–	–
6424	5	8	8	5	7	7	–	1	1	4	4	5	1	2	1	–	1	1
6462	3	3	2	3	3	2	3	2	2	–	1	–	–	–	–	–	–	–
6463	–	1	–	–	1	–	–	–	–	–	1	–	–	–	–	–	–	–
6550	1	4	3	1	4	1	–	2	–	–	2	1	1	–	–	–	–	2
6613	–	1	–	–	–	–	–	–	–	–	–	–	–	–	–	–	1	–
6619	1	1	–	1	1	–	–	–	–	1	1	–	–	–	–	–	–	–
6622	–	1	1	–	1	1	–	–	1	–	1	–	–	–	–	–	–	–
6810	–	6	1	–	5	1	–	3	1	–	2	–	–	–	–	–	1	–
6821	1	4	3	1	3	3	–	1	1	1	2	2	–	–	–	–	1	–
6822	8	2	1	8	1	1	4	1	1	4	–	–	–	–	–	–	1	–
6911	–	1	1	–	1	1	–	–	–	–	1	1	–	–	–	–	–	–
6912	1	1	1	1	1	1	–	–	–	1	1	1	–	–	–	–	–	–
6920	13	13	19	13	12	18	3	1	6	8	10	10	2	1	2	–	1	1
7020	2	–	2	2	–	2	1	–	2	1	–	–	–	–	–	–	–	–
7112	17	7	11	17	6	10	15	6	5	1	–	5	1	–	–	–	1	1
7119	1	2	–	1	1	–	–	1	–	1	–	–	–	–	–	–	1	–
7210	3	2	5	3	2	5	3	2	4	–	–	–	–	–	1	–	–	–
7220	1	–	–	1	–	–	1	–	–	–	–	–	–	–	–	–	–	–
7311	–	–	1	–	–	1	–	–	–	–	–	1	–	–	–	–	–	–
7312	1	–	–	1	–	–	–	–	–	1	–	–	–	–	–	–	–	–
7319	2	1	2	2	1	2	1	1	2	1	–	–	–	–	–	–	–	–
7420	1	–	–	–	–	–	–	–	–	–	–	–	–	–	–	1	–	–
7490	–	17	15	–	16	15	–	7	9	–	8	4	–	1	2	–	1	–
7500	–	–	1	–	–	1	–	–	–	–	–	1	–	–	–	–	–	–
7711	3	4	2	3	3	2	1	2	2	–	–	–	2	1	–	–	1	–
7722	1	–	–	1	–	–	1	–	–	–	–	–	–	–	–	–	–	–
7732	7	4	3	7	3	3	5	2	3	2	1	–	–	–	–	–	1	–
7739	3	2	2	3	2	2	3	2	2	–	–	–	–	–	–	–	–	–
7810	–	2	2	–	2	2	–	–	–	–	2	2	–	–	–	–	–	–
7820	1	4	3	1	2	1	–	1	1	1	1	–	–	–	–	–	2	2
7911	1	2	1	1	2	1	1	1	1	–	1	–	–	–	–	–	–	–
8011	16	21	11	16	14	9	2	3	–	14	11	9	–	–	–	–	7	2
8012	12	17	28	11	13	25	3	–	3	8	13	22	–	–	–	1	4	3
8020	1	7	1	1	5	1	–	2	1	1	3	–	–	–	–	–	2	–
8030	2	2	1	–	–	–	–	–	–	–	–	–	–	–	–	2	2	1
8111	3	2	1	3	2	1	3	2	1	–	–	–	–	–	–	–	–	–

Capítulo 2 - Rondônia

2.1 - Quantidade de acidentes do trabalho, por situação do registro e motivo, segundo a Classificação Nacional de Atividades Econômicas (CNAE), no estado de Rondônia - 2014/2016

(conclusão)

CNAE	QUANTIDADE DE ACIDENTES DO TRABALHO																	
	Total			Com CAT Registrada												Sem CAT Registrada		
				Total			Motivo											
							Típico			Trajeto			Doença do Trabalho					
	2014	2015	2016	2014	2015	2016	2014	2015	2016	2014	2015	2016	2014	2015	2016	2014	2015	2016
8112	12	5	7	12	5	7	5	3	6	6	2	1	1	–	–	–	–	–
8121	12	19	19	12	14	15	2	3	6	10	11	9	–	–	–	–	5	4
8122	2	–	2	2	–	2	–	–	1	2	–	1	–	–	–	–	–	–
8129	1	1	–	1	1	–	–	1	–	1	–	–	–	–	–	–	–	–
8130	1	1	1	1	1	1	–	1	–	1	–	1	–	–	–	–	–	–
8211	2	3	7	2	2	6	1	1	1	1	1	4	–	–	1	–	1	1
8219	2	1	4	2	1	4	2	1	1	–	–	3	–	–	–	–	–	–
8220	2	1	3	2	1	3	–	–	–	2	1	3	–	–	–	–	–	–
8230	2	–	–	2	–	–	2	–	–	–	–	–	–	–	–	–	–	–
8291	2	1	3	2	1	3	–	–	1	2	1	2	–	–	–	–	–	–
8292	–	2	3	–	1	2	–	–	–	–	1	1	–	–	1	–	1	1
8299	10	6	8	10	6	4	6	4	1	4	1	3	–	1	–	–	–	4
8411	50	91	76	50	50	53	27	22	32	20	24	18	3	4	3	–	41	23
8412	–	1	–	–	1	–	–	–	–	–	1	–	–	–	–	–	–	–
8511	23	22	6	–	1	1	–	–	1	–	1	–	–	–	–	23	21	5
8512	–	1	–	–	1	–	–	–	–	–	1	–	–	–	–	–	–	–
8513	4	2	2	3	1	2	1	1	–	2	–	2	–	–	–	1	1	–
8520	1	7	3	1	2	1	–	1	–	1	1	1	–	–	–	–	5	2
8531	4	3	5	3	3	5	1	2	2	2	1	3	–	–	–	1	–	–
8532	15	18	22	15	17	19	9	11	8	6	5	10	–	1	1	–	1	3
8533	–	1	–	–	1	–	–	–	–	–	1	–	–	–	–	–	–	–
8550	1	–	–	1	–	–	–	–	–	1	–	–	–	–	–	–	–	–
8593	–	–	3	–	–	3	–	–	–	–	–	2	–	–	1	–	–	–
8599	29	37	33	29	32	31	10	17	10	17	15	14	2	–	7	–	5	2
8610	58	108	126	58	95	110	49	73	79	8	20	27	1	2	4	–	13	16
8621	–	1	–	–	1	–	–	1	–	–	–	–	–	–	–	–	–	–
8630	8	9	8	8	8	8	5	1	4	3	7	4	–	–	–	–	1	–
8640	24	20	24	24	19	23	13	9	15	10	9	8	1	1	–	–	1	1
8650	2	–	2	2	–	2	2	–	2	–	–	–	–	–	–	–	–	–
8660	–	–	1	–	–	1	–	–	–	–	–	1	–	–	–	–	–	–
8730	–	1	–	–	1	–	–	1	–	–	–	–	–	–	–	–	–	–
8800	6	5	4	6	4	4	5	1	2	1	–	1	–	3	1	–	1	–
9001	–	–	1	–	–	1	–	–	–	–	–	1	–	–	–	–	–	–
9312	–	1	–	–	1	–	–	–	–	–	1	–	–	–	–	–	–	–
9313	1	1	1	1	1	1	–	–	–	1	1	1	–	–	–	–	–	–
9329	2	–	2	2	–	2	–	–	–	2	–	2	–	–	–	–	–	–
9411	1	–	–	1	–	–	–	–	–	1	–	–	–	–	–	–	–	–
9412	2	2	4	2	2	4	1	2	2	1	–	1	–	–	1	–	–	–
9420	2	–	1	2	–	1	1	–	1	1	–	–	–	–	–	–	–	–
9430	27	10	18	27	8	17	11	4	7	16	4	8	–	–	2	–	2	1
9491	3	7	9	3	7	9	2	3	3	1	3	4	–	1	2	–	–	–
9499	1	3	1	1	3	1	–	1	–	–	2	1	1	–	–	–	–	–
9511	–	–	1	–	–	1	–	–	–	–	–	1	–	–	–	–	–	–
9521	1	1	1	1	1	1	–	1	1	1	–	–	–	–	–	–	–	–
9529	–	2	1	–	2	1	–	1	1	–	1	–	–	–	–	–	–	–
9601	–	1	2	–	1	1	–	–	–	–	–	1	–	1	–	–	–	1
9602	1	2	1	1	2	1	1	–	–	–	1	–	–	1	1	–	–	–
9603	–	–	1	–	–	1	–	–	1	–	–	–	–	–	–	–	–	–
9609	1	–	–	1	–	–	–	–	–	1	–	–	–	–	–	–	–	–
9700	2	–	1	2	–	1	2	–	–	–	–	1	–	–	–	–	–	–
Ignorado	1.411	998	1.088	40	35	44	38	30	29	2	5	14	–	–	1	1.371	963	1.044

Fonte: DATAPREV, CAT, SUB.
Nota: Os dados são preliminares, estando sujeitos a correções.

Capítulo 2 - Rondônia

2.2 - Quantidade de acidentes do trabalho, por situação do registro e motivo, segundo os grupos de idade e sexo, no estado de Rondônia - 2014/2016

GRUPOS DE IDADE E SEXO	QUANTIDADE DE ACIDENTES DO TRABALHO																	
	Total			Com CAT Registrada												Sem CAT Registrada		
				Total			Motivo											
							Típico			Trajeto			Doença do Trabalho					
	2014	2015	2016	2014	2015	2016	2014	2015	2016	2014	2015	2016	2014	2015	2016	2014	2015	2016
TOTAL	**5.611**	**4.803**	**4.502**	**3.978**	**3.242**	**3.005**	**3.013**	**2.313**	**2.037**	**859**	**818**	**849**	**106**	**111**	**119**	**1.633**	**1.561**	**1.497**
Masculino	**4.437**	**3.624**	**3.269**	**3.315**	**2.552**	**2.295**	**2.643**	**1.953**	**1.672**	**605**	**545**	**557**	**67**	**54**	**66**	**1.122**	**1.072**	**974**
Feminino	**1.174**	**1.179**	**1.233**	**663**	**690**	**710**	**370**	**360**	**365**	**254**	**273**	**292**	**39**	**57**	**53**	**511**	**489**	**523**
Ignorado	**–**	**–**	**–**	**–**	**–**	**–**	**–**	**–**	**–**	**–**	**–**	**–**	**–**	**–**	**–**	**–**	**–**	**–**
Até 19 anos	211	195	147	171	155	119	129	114	76	35	39	43	7	2	–	40	40	28
Masculino	182	165	125	145	132	101	113	100	71	27	30	30	5	2	–	37	33	24
Feminino	29	30	22	26	23	18	16	14	5	8	9	13	2	–	–	3	7	4
Ignorado	–	–	–	–	–	–	–	–	–	–	–	–	–	–	–	–	–	–
20 a 24 anos	940	764	721	785	623	598	549	452	383	224	159	205	12	12	10	155	141	123
Masculino	788	636	573	672	521	484	500	407	339	164	107	138	8	7	7	116	115	89
Feminino	152	128	148	113	102	114	49	45	44	60	52	67	4	5	3	39	26	34
Ignorado	–	–	–	–	–	–	–	–	–	–	–	–	–	–	–	–	–	–
25 a 29 anos	970	866	748	779	658	580	590	452	375	175	178	178	14	28	27	191	208	168
Masculino	786	649	568	654	502	449	518	376	319	129	116	116	7	10	14	132	147	119
Feminino	184	217	180	125	156	131	72	76	56	46	62	62	7	18	13	59	61	49
Ignorado	–	–	–	–	–	–	–	–	–	–	–	–	–	–	–	–	–	–
30 a 34 anos	941	779	716	694	548	511	542	402	352	138	135	147	14	11	12	247	231	205
Masculino	716	570	509	548	420	381	458	335	278	84	80	98	6	5	5	168	150	128
Feminino	225	209	207	146	128	130	84	67	74	54	55	49	8	6	7	79	81	77
Ignorado	–	–	–	–	–	–	–	–	–	–	–	–	–	–	–	–	–	–
35 a 39 anos	767	704	647	537	464	419	434	345	299	85	103	104	18	16	16	230	240	228
Masculino	590	517	441	438	363	299	372	289	231	52	66	60	14	8	8	152	154	142
Feminino	177	187	206	99	101	120	62	56	68	33	37	44	4	8	8	78	86	86
Ignorado	–	–	–	–	–	–	–	–	–	–	–	–	–	–	–	–	–	–
40 a 44 anos	596	514	514	385	296	299	290	208	209	85	69	74	10	19	16	211	218	215
Masculino	438	356	330	308	213	207	245	160	153	57	44	45	6	9	9	130	143	123
Feminino	158	158	184	77	83	92	45	48	56	28	25	29	4	10	7	81	75	92
Ignorado	–	–	–	–	–	–	–	–	–	–	–	–	–	–	–	–	–	–
45 a 49 anos	494	387	415	262	202	216	200	136	155	49	55	45	13	11	16	232	185	199
Masculino	367	272	279	223	155	165	179	114	122	35	35	35	9	6	8	144	117	114
Feminino	127	115	136	39	47	51	21	22	33	14	20	10	4	5	8	88	68	85
Ignorado	–	–	–	–	–	–	–	–	–	–	–	–	–	–	–	–	–	–
50 a 54 anos	364	300	327	186	140	147	144	95	103	33	40	29	9	5	15	178	160	180
Masculino	286	220	227	162	111	114	131	76	86	26	32	17	5	3	11	124	109	113
Feminino	78	80	100	24	29	33	13	19	17	7	8	12	4	2	4	54	51	67
Ignorado	–	–	–	–	–	–	–	–	–	–	–	–	–	–	–	–	–	–
55 a 59 anos	222	197	168	114	107	61	84	72	39	24	31	16	6	4	6	108	90	107
Masculino	183	157	128	101	89	47	77	62	32	20	26	12	4	1	3	82	68	81
Feminino	39	40	40	13	18	14	7	10	7	4	5	4	2	3	3	26	22	26
Ignorado	–	–	–	–	–	–	–	–	–	–	–	–	–	–	–	–	–	–
60 a 64 anos	92	79	75	56	42	35	45	33	29	8	6	5	3	3	1	36	37	40
Masculino	88	66	68	55	39	31	44	30	26	8	6	4	3	3	1	33	27	37
Feminino	4	13	7	1	3	4	1	3	3	–	–	1	–	–	–	3	10	3
Ignorado	–	–	–	–	–	–	–	–	–	–	–	–	–	–	–	–	–	–
65 a 69 anos	12	16	23	7	6	19	5	3	16	2	3	3	–	–	–	5	10	4
Masculino	11	15	20	7	6	16	5	3	14	2	3	2	–	–	–	4	9	4
Feminino	1	1	3	–	–	3	–	–	2	–	–	1	–	–	–	1	1	–
Ignorado	–	–	–	–	–	–	–	–	–	–	–	–	–	–	–	–	–	–
70 anos e mais	2	2	1	2	1	1	1	1	1	1	–	–	–	–	–	–	1	–
Masculino	2	1	1	2	1	1	1	1	1	1	–	–	–	–	–	–	–	–
Feminino	–	1	–	–	–	–	–	–	–	–	–	–	–	–	–	–	1	–
Ignorado	–	–	–	–	–	–	–	–	–	–	–	–	–	–	–	–	–	–
Ignorada	–	–	–	–	–	–	–	–	–	–	–	–	–	–	–	–	–	–
Masculino	–	–	–	–	–	–	–	–	–	–	–	–	–	–	–	–	–	–
Feminino	–	–	–	–	–	–	–	–	–	–	–	–	–	–	–	–	–	–
Ignorado	–	–	–	–	–	–	–	–	–	–	–	–	–	–	–	–	–	–

Fonte: DATAPREV, CAT, SUB.
Nota: Os dados são preliminares, estando sujeitos a correções.

Capítulo 2 - Rondônia

2.3 - Quantidade mensal de acidentes do trabalho, por situação do registro e motivo, no estado de Rondônia - 2014/2016

MESES	QUANTIDADE DE ACIDENTES DO TRABALHO																	
	Total			Com CAT Registrada												Sem CAT Registrada		
				Total			Motivo											
							Típico			Trajeto			Doença do Trabalho					
	2014	2015	2016	2014	2015	2016	2014	2015	2016	2014	2015	2016	2014	2015	2016	2014	2015	2016
TOTAL	**5.611**	**4.803**	**4.502**	**3.978**	**3.242**	**3.005**	**3.013**	**2.313**	**2.037**	**859**	**818**	**849**	**106**	**111**	**119**	**1.633**	**1.561**	**1.497**
Janeiro	470	333	315	346	225	219	262	159	145	75	57	66	9	9	8	124	108	96
Fevereiro	487	358	359	330	244	229	266	182	163	54	58	58	10	4	8	157	114	130
Março	456	441	407	325	316	293	250	222	198	67	78	80	8	16	15	131	125	114
Abril	449	409	411	315	288	258	244	204	182	64	75	66	7	9	10	134	121	153
Maio	547	395	444	381	263	267	301	196	187	74	59	68	6	8	12	166	132	177
Junho	468	420	451	325	280	279	252	216	190	66	59	74	7	5	15	143	140	172
Julho	518	468	421	353	295	288	279	197	181	65	85	97	9	13	10	165	173	133
Agosto	493	442	392	357	295	284	269	199	196	76	82	76	12	14	12	136	147	108
Setembro	463	415	362	341	275	251	233	192	166	96	72	74	12	11	11	122	140	111
Outubro	440	429	373	337	301	244	244	218	169	86	74	68	7	9	7	103	128	129
Novembro	397	383	293	277	257	185	210	189	122	60	60	59	7	8	4	120	126	108
Dezembro	423	310	274	291	203	208	203	139	138	76	59	63	12	5	7	132	107	66

Fonte: DATAPREV, CAT, SUB.
Nota: Os dados são preliminares, estando sujeitos a correções.

DISTRIBUIÇÃO DE ACIDENTES DO TRABALHO, POR MOTIVO, NO ESTADO DE RONDÔNIA - 2016

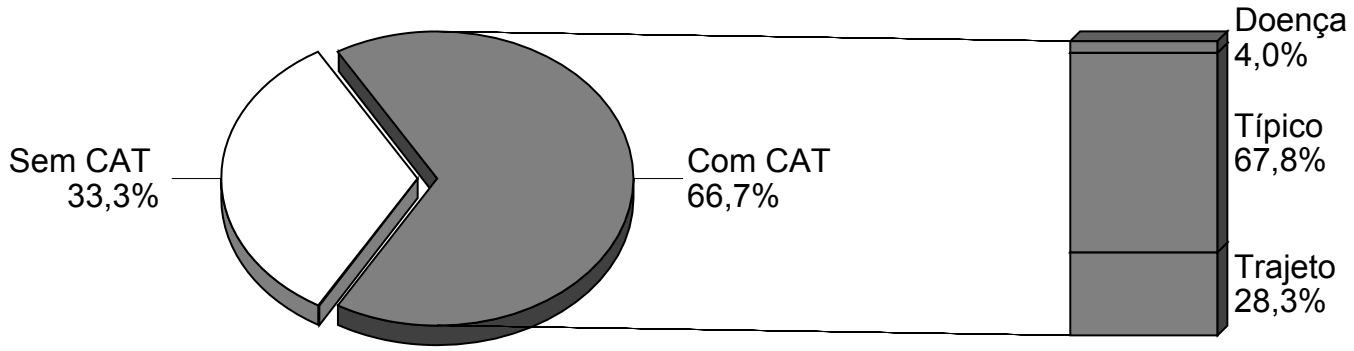

Fonte: DATAPREV, CAT, SUB.

Capítulo 3 - Acre

3.1 - Quantidade de acidentes do trabalho, por situação do registro e motivo, segundo a Classificação Nacional de Atividades Econômicas (CNAE), no estado do Acre - 2014/2016

(continua)

CNAE	QUANTIDADE DE ACIDENTES DO TRABALHO																	
	Total			Com CAT Registrada												Sem CAT Registrada		
				Total			Motivo											
							Típico			Trajeto			Doença do Trabalho					
	2014	2015	2016	2014	2015	2016	2014	2015	2016	2014	2015	2016	2014	2015	2016	2014	2015	2016
TOTAL	**1.195**	**1.015**	**958**	**584**	**584**	**526**	**392**	**390**	**329**	**187**	**183**	**193**	**5**	**11**	**4**	**611**	**431**	**432**
0111	2	–	–	–	–	–	–	–	–	–	–	–	–	–	–	2	–	–
0112	6	4	–	–	–	–	–	–	–	–	–	–	–	–	–	6	4	–
0121	5	2	1	–	2	1	–	2	–	–	–	1	–	–	–	5	–	–
0139	–	1	5	–	–	–	–	–	–	–	–	–	–	–	–	–	1	5
0141	4	11	7	4	11	7	3	8	6	1	3	1	–	–	–	–	–	–
0151	20	9	5	20	8	5	19	5	5	1	3	–	–	–	–	–	1	–
0159	–	–	3	–	–	–	–	–	–	–	–	–	–	–	–	–	–	3
0161	–	–	1	–	–	1	–	–	1	–	–	–	–	–	–	–	–	–
0220	1	11	7	1	10	7	1	8	7	–	2	–	–	–	–	–	1	–
0322	–	1	–	–	1	–	–	1	–	–	–	–	–	–	–	–	–	–
0810	1	4	1	1	3	–	1	2	–	–	1	–	–	–	–	–	1	1
1011	26	20	26	26	19	24	21	17	24	5	2	–	–	–	–	–	1	2
1012	10	6	6	8	6	6	6	5	6	2	1	–	–	–	–	2	–	–
1031	–	1	–	–	1	–	–	–	–	–	1	–	–	–	–	–	–	–
1033	1	–	–	1	–	–	–	–	–	1	–	–	–	–	–	–	–	–
1052	1	–	–	1	–	–	1	–	–	–	–	–	–	–	–	–	–	–
1053	1	–	–	1	–	–	–	–	–	1	–	–	–	–	–	–	–	–
1066	2	–	1	2	–	1	2	–	1	–	–	–	–	–	–	–	–	–
1069	1	–	1	1	–	1	1	–	1	–	–	–	–	–	–	–	–	–
1081	–	–	1	–	–	1	–	–	1	–	–	–	–	–	–	–	–	–
1091	3	–	–	3	–	–	3	–	–	–	–	–	–	–	–	–	–	–
1099	–	–	2	–	–	2	–	–	2	–	–	–	–	–	–	–	–	–
1121	2	1	1	2	–	1	1	–	–	1	–	1	–	–	–	–	1	–
1122	19	22	7	19	16	4	15	13	2	4	3	2	–	–	–	–	6	3
1220	1	–	–	1	–	–	–	–	–	1	–	–	–	–	–	–	–	–
1529	1	2	–	1	2	–	1	2	–	–	–	–	–	–	–	–	–	–
1531	–	–	1	–	–	1	–	–	1	–	–	–	–	–	–	–	–	–
1532	1	–	–	–	–	–	–	–	–	–	–	–	–	–	–	1	–	–
1610	9	4	14	9	3	14	9	3	13	–	–	1	–	–	–	–	1	–
1621	2	3	3	2	2	1	2	2	1	–	–	–	–	–	–	–	1	2
1622	1	2	–	1	2	–	1	2	–	–	–	–	–	–	–	–	–	–
1813	1	–	–	–	–	–	–	–	–	–	–	–	–	–	–	1	–	–
1821	1	–	–	1	–	–	–	–	–	1	–	–	–	–	–	–	–	–
1931	1	3	7	1	3	6	1	2	6	–	1	–	–	–	–	–	–	1
2212	–	–	1	–	–	1	–	–	1	–	–	–	–	–	–	–	–	–
2219	9	1	–	–	–	–	–	–	–	–	–	–	–	–	–	9	1	–
2222	2	2	1	2	2	1	2	2	1	–	–	–	–	–	–	–	–	–
2229	1	–	–	1	–	–	1	–	–	–	–	–	–	–	–	–	–	–
2311	2	–	–	2	–	–	2	–	–	–	–	–	–	–	–	–	–	–
2330	18	17	11	18	11	10	13	10	9	5	1	1	–	–	–	–	6	1
2342	10	10	7	10	9	7	8	6	4	2	3	3	–	–	–	–	1	–
2391	2	2	–	2	2	–	1	1	–	1	1	–	–	–	–	–	–	–
2511	1	–	–	1	–	–	1	–	–	–	–	–	–	–	–	–	–	–
2521	1	–	–	1	–	–	1	–	–	–	–	–	–	–	–	–	–	–
2542	–	1	–	–	1	–	–	1	–	–	–	–	–	–	–	–	–	–
2751	1	–	–	–	–	–	–	–	–	–	–	–	–	–	–	1	–	–
2823	2	1	–	2	1	–	1	–	–	1	1	–	–	–	–	–	–	–
2930	1	–	–	1	–	–	1	–	–	–	–	–	–	–	–	–	–	–
3092	1	1	–	1	1	–	–	–	–	1	1	–	–	–	–	–	–	–
3101	2	3	1	2	3	1	–	2	1	2	1	–	–	–	–	–	–	–
3230	2	–	–	–	–	–	–	–	–	–	–	–	–	–	–	2	–	–

Capítulo 3 - Acre

3.1 - Quantidade de acidentes do trabalho, por situação do registro e motivo, segundo a Classificação Nacional de Atividades Econômicas (CNAE), no estado do Acre - 2014/2016

(continuação)

CNAE	QUANTIDADE DE ACIDENTES DO TRABALHO																	
	Total			Com CAT Registrada												Sem CAT Registrada		
				Total			Motivo											
							Típico			Trajeto			Doença do Trabalho					
	2014	2015	2016	2014	2015	2016	2014	2015	2016	2014	2015	2016	2014	2015	2016	2014	2015	2016
3250	–	1	–	–	1	–	–	–	–	–	1	–	–	–	–	–	–	–
3291	1	–	–	–	–	–	–	–	–	–	–	–	–	–	–	1	–	–
3314	–	–	1	–	–	1	–	–	1	–	–	–	–	–	–	–	–	–
3511	10	12	14	10	12	14	5	4	11	5	8	3	–	–	–	–	–	–
3514	1	–	–	1	–	–	1	–	–	–	–	–	–	–	–	–	–	–
3811	8	15	4	8	7	2	6	7	2	1	–	–	1	–	–	–	8	2
3812	1	–	–	1	–	–	1	–	–	–	–	–	–	–	–	–	–	–
3839	–	1	–	–	1	–	–	1	–	–	–	–	–	–	–	–	–	–
4110	–	2	–	–	2	–	–	2	–	–	–	–	–	–	–	–	–	–
4120	31	65	27	31	41	22	22	34	17	9	6	5	–	1	–	–	24	5
4211	3	4	3	3	3	–	3	2	–	–	1	–	–	–	–	–	1	3
4213	17	10	6	17	9	4	9	7	4	8	2	–	–	–	–	–	1	2
4221	5	32	28	4	27	20	3	18	15	1	9	5	–	–	–	1	5	8
4299	2	–	1	2	–	–	1	–	–	1	–	–	–	–	–	–	–	1
4313	2	1	1	2	1	1	1	–	1	1	1	–	–	–	–	–	–	–
4321	8	6	4	8	6	4	7	6	4	1	–	–	–	–	–	–	–	–
4329	–	1	1	–	–	1	–	–	1	–	–	–	–	–	–	–	1	–
4330	2	–	–	2	–	–	1	–	–	1	–	–	–	–	–	–	–	–
4391	1	–	–	1	–	–	1	–	–	–	–	–	–	–	–	–	–	–
4399	–	2	3	–	2	2	–	2	1	–	–	1	–	–	–	–	–	1
4511	1	4	3	1	4	3	1	1	2	–	2	1	–	1	–	–	–	–
4512	–	–	1	–	–	1	–	–	–	–	–	1	–	–	–	–	–	–
4520	1	4	1	1	3	1	–	1	–	1	2	1	–	–	–	–	1	–
4530	8	9	3	8	8	3	2	5	1	6	3	2	–	–	–	–	1	–
4541	1	5	2	1	4	1	–	–	–	1	4	1	–	–	–	–	1	1
4634	1	1	–	1	1	–	1	1	–	–	–	–	–	–	–	–	–	–
4635	1	9	7	1	8	7	–	3	2	1	5	5	–	–	–	–	1	–
4637	2	–	2	2	–	2	1	–	–	1	–	2	–	–	–	–	–	–
4639	5	3	1	5	3	1	2	–	–	3	3	1	–	–	–	–	–	–
4644	1	2	1	1	1	1	–	–	–	1	1	1	–	–	–	–	1	–
4645	–	–	1	–	–	1	–	–	–	–	–	1	–	–	–	–	–	–
4662	1	–	–	1	–	–	–	–	–	1	–	–	–	–	–	–	–	–
4669	1	–	–	1	–	–	–	–	–	1	–	–	–	–	–	–	–	–
4679	–	–	1	–	–	1	–	–	1	–	–	–	–	–	–	–	–	–
4682	4	3	7	4	2	5	4	1	5	–	1	–	–	–	–	–	1	2
4685	2	1	–	2	1	–	1	–	–	1	1	–	–	–	–	–	–	–
4687	2	–	–	2	–	–	2	–	–	–	–	–	–	–	–	–	–	–
4691	5	7	4	5	7	3	2	4	2	3	2	1	–	1	–	–	–	1
4693	–	1	2	–	1	2	–	1	–	–	–	2	–	–	–	–	–	–
4711	43	44	52	43	37	38	32	21	17	11	15	21	–	1	–	–	7	14
4712	7	3	–	7	3	–	2	1	–	5	2	–	–	–	–	–	–	–
4713	–	2	–	–	1	–	–	1	–	–	–	–	–	–	–	–	1	–
4721	1	3	1	1	3	1	–	2	–	1	1	1	–	–	–	–	–	–
4722	7	6	–	7	5	–	6	5	–	1	–	–	–	–	–	–	1	–
4723	1	1	4	1	1	4	–	1	1	1	–	3	–	–	–	–	–	–
4724	–	1	1	–	1	1	–	1	–	–	–	1	–	–	–	–	–	–
4731	2	9	4	2	6	4	–	5	3	2	1	1	–	–	–	–	3	–
4741	–	–	2	–	–	2	–	–	–	–	–	2	–	–	–	–	–	–
4742	1	–	–	1	–	–	1	–	–	–	–	–	–	–	–	–	–	–
4743	–	–	3	–	–	3	–	–	–	–	–	3	–	–	–	–	–	–
4744	22	23	30	22	21	29	16	14	18	6	7	10	–	–	1	–	2	1
4751	–	1	–	–	1	–	–	–	–	–	1	–	–	–	–	–	–	–

Capítulo 3 - Acre

3.1 - Quantidade de acidentes do trabalho, por situação do registro e motivo, segundo a Classificação Nacional de Atividades Econômicas (CNAE), no estado do Acre - 2014/2016

(continuação)

CNAE	QUANTIDADE DE ACIDENTES DO TRABALHO																	
	Total			Com CAT Registrada												Sem CAT Registrada		
				Total			Motivo											
							Típico			Trajeto			Doença do Trabalho					
	2014	2015	2016	2014	2015	2016	2014	2015	2016	2014	2015	2016	2014	2015	2016	2014	2015	2016
4752	–	1	–	–	1	–	–	1	–	–	–	–	–	–	–	–	–	–
4753	–	9	6	–	8	6	–	1	–	–	7	6	–	–	–	–	1	–
4754	1	2	1	1	1	1	–	–	1	1	1	–	–	–	–	–	1	–
4755	2	2	3	2	2	3	–	–	1	2	2	2	–	–	–	–	–	–
4757	–	–	2	–	–	2	–	–	1	–	–	1	–	–	–	–	–	–
4759	1	–	–	1	–	–	–	–	–	1	–	–	–	–	–	–	–	–
4761	1	–	–	1	–	–	1	–	–	–	–	–	–	–	–	–	–	–
4771	3	2	2	3	2	2	2	2	–	1	–	2	–	–	–	–	–	–
4772	3	1	4	3	1	4	–	1	1	3	–	3	–	–	–	–	–	–
4774	–	–	1	–	–	1	–	–	–	–	–	1	–	–	–	–	–	–
4781	–	2	4	–	2	3	–	1	1	–	1	2	–	–	–	–	–	1
4782	2	1	1	2	1	1	–	–	–	2	1	1	–	–	–	–	–	–
4783	1	–	–	1	–	–	–	–	–	1	–	–	–	–	–	–	–	–
4789	4	3	1	4	3	1	3	1	–	1	2	1	–	–	–	–	–	–
4921	7	2	3	7	2	3	5	1	2	2	1	1	–	–	–	–	–	–
4922	1	1	1	1	1	–	–	1	–	1	–	–	–	–	–	–	–	1
4929	–	–	1	–	–	1	–	–	1	–	–	–	–	–	–	–	–	–
4930	15	11	15	15	10	11	6	5	5	9	5	6	–	–	–	–	1	4
5111	3	–	–	–	–	–	–	–	–	–	–	–	–	–	–	3	–	–
5211	2	7	3	2	7	2	2	5	–	–	2	2	–	–	–	–	–	1
5212	3	–	–	–	–	–	–	–	–	–	–	–	–	–	–	3	–	–
5229	2	1	–	2	1	–	2	–	–	–	1	–	–	–	–	–	–	–
5231	1	1	–	1	–	–	–	–	–	1	–	–	–	–	–	–	1	–
5240	2	2	2	2	1	2	2	1	–	–	–	2	–	–	–	–	1	–
5310	16	25	22	16	21	21	13	20	18	3	1	3	–	–	–	–	4	1
5320	–	2	–	–	2	–	–	1	–	–	1	–	–	–	–	–	–	–
5510	1	1	2	1	1	2	1	–	2	–	1	–	–	–	–	–	–	–
5611	6	6	8	6	6	8	3	3	5	3	3	3	–	–	–	–	–	–
5620	1	1	–	1	1	–	1	–	–	–	1	–	–	–	–	–	–	–
6010	–	1	–	–	1	–	–	–	–	–	1	–	–	–	–	–	–	–
6021	1	1	1	1	1	1	–	–	–	1	1	1	–	–	–	–	–	–
6110	1	–	1	1	–	1	1	–	–	–	–	1	–	–	–	–	–	–
6120	–	1	1	–	1	1	–	1	–	–	–	1	–	–	–	–	–	–
6190	1	–	–	1	–	–	–	–	–	1	–	–	–	–	–	–	–	–
6203	1	–	–	1	–	–	1	–	–	–	–	–	–	–	–	–	–	–
6421	–	1	1	–	1	1	–	–	–	–	1	1	–	–	–	–	–	–
6422	–	5	2	–	3	2	–	1	1	–	–	–	–	2	1	–	2	–
6423	–	2	–	–	2	–	–	–	–	–	1	–	–	1	–	–	–	–
6462	–	1	–	–	1	–	–	1	–	–	–	–	–	–	–	–	–	–
6550	–	1	–	–	1	–	–	–	–	–	1	–	–	–	–	–	–	–
6613	2	–	–	–	–	–	–	–	–	–	–	–	–	–	–	2	–	–
6619	–	1	–	–	1	–	–	–	–	–	1	–	–	–	–	–	–	–
6630	–	–	1	–	–	1	–	–	–	–	–	1	–	–	–	–	–	–
6810	2	4	–	2	4	–	2	2	–	–	2	–	–	–	–	–	–	–
6912	–	1	–	–	1	–	–	1	–	–	–	–	–	–	–	–	–	–
6920	9	1	9	9	1	9	1	–	4	8	1	5	–	–	–	–	–	–
7020	–	–	1	–	–	1	–	–	1	–	–	–	–	–	–	–	–	–
7111	–	1	–	–	1	–	–	–	–	–	1	–	–	–	–	–	–	–
7112	4	4	3	4	4	3	3	2	2	1	2	1	–	–	–	–	–	–
7119	2	–	–	2	–	–	2	–	–	–	–	–	–	–	–	–	–	–
7210	–	5	6	–	5	6	–	5	5	–	–	1	–	–	–	–	–	–
7220	1	–	–	–	–	–	–	–	–	–	–	–	–	–	–	1	–	–

Capítulo 3 - Acre

3.1 - Quantidade de acidentes do trabalho, por situação do registro e motivo, segundo a Classificação Nacional de Atividades Econômicas (CNAE), no estado do Acre - 2014/2016

(conclusão)

CNAE	QUANTIDADE DE ACIDENTES DO TRABALHO																	
	Total			Com CAT Registrada												Sem CAT Registrada		
				Total			Motivo											
							Típico			Trajeto			Doença do Trabalho					
	2014	2015	2016	2014	2015	2016	2014	2015	2016	2014	2015	2016	2014	2015	2016	2014	2015	2016
7490	1	3	2	1	2	1	–	2	–	1	–	–	–	–	1	–	1	1
7711	–	1	–	–	1	–	–	–	–	–	1	–	–	–	–	–	–	–
7732	7	4	1	7	2	1	5	1	–	2	1	1	–	–	–	–	2	–
7739	–	–	2	–	–	2	–	–	2	–	–	–	–	–	–	–	–	–
7820	–	1	1	–	1	1	–	–	–	–	1	1	–	–	–	–	–	–
7911	1	–	–	1	–	–	–	–	–	1	–	–	–	–	–	–	–	–
8011	14	13	9	14	9	9	10	6	3	4	3	6	–	–	–	–	4	–
8012	11	11	13	11	6	12	3	1	4	8	5	8	–	–	–	–	5	1
8020	–	–	1	–	–	1	–	–	1	–	–	–	–	–	–	–	–	–
8030	1	–	–	–	–	–	–	–	–	–	–	–	–	–	–	1	–	–
8111	–	1	–	–	–	–	–	–	–	–	–	–	–	–	–	–	1	–
8112	3	1	1	3	1	1	1	1	1	1	–	–	1	–	–	–	–	–
8121	12	8	11	12	4	6	4	2	3	8	2	3	–	–	–	–	4	5
8129	–	–	1	–	–	1	–	–	–	–	–	1	–	–	–	–	–	–
8211	–	–	1	–	–	1	–	–	–	–	–	1	–	–	–	–	–	–
8219	–	1	1	–	1	1	–	–	–	–	1	1	–	–	–	–	–	–
8220	1	3	4	1	2	–	–	1	–	1	1	–	–	–	–	–	1	4
8291	1	–	–	1	–	–	–	–	–	1	–	–	–	–	–	–	–	–
8292	–	1	–	–	1	–	–	1	–	–	–	–	–	–	–	–	–	–
8299	2	1	–	2	1	–	2	1	–	–	–	–	–	–	–	–	–	–
8411	6	12	4	6	11	2	4	8	2	2	2	–	–	1	–	–	1	2
8412	–	6	14	–	1	6	–	–	2	–	1	4	–	–	–	–	5	8
8511	10	1	1	–	1	–	–	1	–	–	–	–	–	–	–	10	–	1
8512	1	2	–	1	1	–	1	1	–	–	–	–	–	–	–	–	1	–
8513	2	3	1	2	2	1	2	1	–	–	1	1	–	–	–	–	1	–
8520	1	–	1	1	–	1	–	–	–	1	–	1	–	–	–	–	–	–
8531	4	3	7	4	3	6	4	3	2	–	–	4	–	–	–	–	–	1
8532	3	–	9	1	–	9	–	–	7	–	–	2	1	–	–	2	–	–
8599	3	4	7	3	4	6	1	1	–	1	3	6	1	–	–	–	–	1
8610	45	53	57	45	50	49	42	42	38	3	8	11	–	–	–	–	3	8
8630	3	–	2	3	–	2	1	–	1	2	–	1	–	–	–	–	–	–
8640	1	5	4	1	5	4	–	4	1	1	–	3	–	1	–	–	–	–
8690	3	6	7	3	5	1	–	2	1	2	2	–	1	1	–	–	1	6
8800	3	3	4	3	2	3	3	2	2	–	–	1	–	–	–	–	1	1
9312	–	–	1	–	–	1	–	–	–	–	–	1	–	–	–	–	–	–
9313	–	2	–	–	2	–	–	–	–	–	2	–	–	–	–	–	–	–
9329	–	1	–	–	1	–	–	1	–	–	–	–	–	–	–	–	–	–
9412	1	–	–	1	–	–	1	–	–	–	–	–	–	–	–	–	–	–
9420	–	1	–	–	1	–	–	–	–	–	1	–	–	–	–	–	–	–
9430	2	3	–	2	2	–	1	1	–	1	1	–	–	–	–	–	1	–
9491	–	1	1	–	1	1	–	–	–	–	–	1	–	1	–	–	–	–
9512	1	–	1	1	–	1	1	–	1	–	–	–	–	–	–	–	–	–
9602	–	–	1	–	–	1	–	–	–	–	–	1	–	–	–	–	–	–
9609	–	–	1	–	–	1	–	–	–	–	–	1	–	–	–	–	–	–
Ignorado	560	308	332	2	6	6	2	5	5	–	1	–	–	–	1	558	302	326

Fonte: DATAPREV, CAT, SUB.

Nota: Os dados são preliminares, estando sujeitos a correções.

Capítulo 3 - Acre

3.2 - Quantidade de acidentes do trabalho, por situação do registro e motivo, segundo os grupos de idade e sexo, no estado do Acre - 2014/2016

GRUPOS DE IDADE E SEXO	QUANTIDADE DE ACIDENTES DO TRABALHO																	
	Total			Com CAT Registrada												Sem CAT Registrada		
				Total			Motivo											
							Típico			Trajeto			Doença do Trabalho					
	2014	2015	2016	2014	2015	2016	2014	2015	2016	2014	2015	2016	2014	2015	2016	2014	2015	2016
TOTAL	**1.195**	**1.015**	**958**	**584**	**584**	**526**	**392**	**390**	**329**	**187**	**183**	**193**	**5**	**11**	**4**	**611**	**431**	**432**
Masculino	**900**	**798**	**700**	**447**	**460**	**401**	**315**	**315**	**270**	**130**	**139**	**130**	**2**	**6**	**1**	**453**	**338**	**299**
Feminino	**295**	**217**	**258**	**137**	**124**	**125**	**77**	**75**	**59**	**57**	**44**	**63**	**3**	**5**	**3**	**158**	**93**	**133**
Ignorado	**–**	**–**	**–**	**–**	**–**	**–**	**–**	**–**	**–**	**–**	**–**	**–**	**–**	**–**	**–**	**–**	**–**	**–**
Até 19 anos	18	17	16	10	13	9	6	9	3	4	4	6	–	–	–	8	4	7
Masculino	16	15	14	9	12	7	6	9	3	3	3	4	–	–	–	7	3	7
Feminino	2	2	2	1	1	2	–	–	–	1	1	2	–	–	–	1	1	–
Ignorado	–	–	–	–	–	–	–	–	–	–	–	–	–	–	–	–	–	–
20 a 24 anos	167	117	121	102	84	84	60	57	48	42	27	36	–	–	–	65	33	37
Masculino	138	100	93	84	76	65	53	53	42	31	23	23	–	–	–	54	24	28
Feminino	29	17	28	18	8	19	7	4	6	11	4	13	–	–	–	11	9	9
Ignorado	–	–	–	–	–	–	–	–	–	–	–	–	–	–	–	–	–	–
25 a 29 anos	216	183	181	144	122	120	92	72	73	50	49	47	2	1	–	72	61	61
Masculino	166	138	134	113	89	94	78	53	64	34	35	30	1	1	–	53	49	40
Feminino	50	45	47	31	33	26	14	19	9	16	14	17	1	–	–	19	12	21
Ignorado	–	–	–	–	–	–	–	–	–	–	–	–	–	–	–	–	–	–
30 a 34 anos	185	194	161	109	122	97	77	80	55	32	38	42	–	4	–	76	72	64
Masculino	139	147	115	81	88	70	60	61	43	21	25	27	–	2	–	58	59	45
Feminino	46	47	46	28	34	27	17	19	12	11	13	15	–	2	–	18	13	19
Ignorado	–	–	–	–	–	–	–	–	–	–	–	–	–	–	–	–	–	–
35 a 39 anos	190	161	166	94	91	88	63	63	63	30	28	24	1	–	1	96	70	78
Masculino	132	125	111	63	70	62	41	47	48	21	23	14	1	–	–	69	55	49
Feminino	58	36	55	31	21	26	22	16	15	9	5	10	–	–	1	27	15	29
Ignorado	–	–	–	–	–	–	–	–	–	–	–	–	–	–	–	–	–	–
40 a 44 anos	137	114	112	45	64	59	35	45	43	9	17	16	1	2	–	92	50	53
Masculino	96	95	91	35	56	50	28	41	35	7	14	15	–	1	–	61	39	41
Feminino	41	19	21	10	8	9	7	4	8	2	3	1	1	1	–	31	11	12
Ignorado	–	–	–	–	–	–	–	–	–	–	–	–	–	–	–	–	–	–
45 a 49 anos	122	92	72	38	34	32	25	23	18	12	10	13	1	1	1	84	58	40
Masculino	82	63	47	28	23	26	21	15	15	7	8	11	–	–	–	54	40	21
Feminino	40	29	25	10	11	6	4	8	3	5	2	2	1	1	1	30	18	19
Ignorado	–	–	–	–	–	–	–	–	–	–	–	–	–	–	–	–	–	–
50 a 54 anos	59	68	69	14	27	17	8	20	12	6	4	4	–	3	1	45	41	52
Masculino	41	53	49	11	24	14	7	18	10	4	4	4	–	2	–	30	29	35
Feminino	18	15	20	3	3	3	1	2	2	2	–	–	–	1	1	15	12	17
Ignorado	–	–	–	–	–	–	–	–	–	–	–	–	–	–	–	–	–	–
55 a 59 anos	72	48	42	15	15	13	14	10	9	1	5	3	–	–	1	57	33	29
Masculino	64	43	30	13	10	7	12	7	5	1	3	1	–	–	1	51	33	23
Feminino	8	5	12	2	5	6	2	3	4	–	2	2	–	–	–	6	–	6
Ignorado	–	–	–	–	–	–	–	–	–	–	–	–	–	–	–	–	–	–
60 a 64 anos	24	18	14	10	9	5	9	8	4	1	1	1	–	–	–	14	9	9
Masculino	22	16	14	8	9	5	7	8	4	1	1	1	–	–	–	14	7	9
Feminino	2	2	–	2	–	–	2	–	–	–	–	–	–	–	–	–	2	–
Ignorado	–	–	–	–	–	–	–	–	–	–	–	–	–	–	–	–	–	–
65 a 69 anos	3	2	4	1	2	2	1	2	1	–	–	1	–	–	–	2	–	2
Masculino	3	2	2	1	2	1	1	2	1	–	–	–	–	–	–	2	–	1
Feminino	–	–	2	–	–	1	–	–	–	–	–	1	–	–	–	–	–	1
Ignorado	–	–	–	–	–	–	–	–	–	–	–	–	–	–	–	–	–	–
70 anos e mais	2	1	–	2	1	–	2	1	–	–	–	–	–	–	–	–	–	–
Masculino	1	1	–	1	1	–	1	1	–	–	–	–	–	–	–	–	–	–
Feminino	1	–	–	1	–	–	1	–	–	–	–	–	–	–	–	–	–	–
Ignorado	–	–	–	–	–	–	–	–	–	–	–	–	–	–	–	–	–	–
Ignorada	–	–	–	–	–	–	–	–	–	–	–	–	–	–	–	–	–	–
Masculino	–	–	–	–	–	–	–	–	–	–	–	–	–	–	–	–	–	–
Feminino	–	–	–	–	–	–	–	–	–	–	–	–	–	–	–	–	–	–
Ignorado	–	–	–	–	–	–	–	–	–	–	–	–	–	–	–	–	–	–

Fonte: DATAPREV, CAT, SUB.
Nota: Os dados são preliminares, estando sujeitos a correções.

Capítulo 3 - Acre

3.3 - Quantidade mensal de acidentes do trabalho, por situação do registro e motivo, no estado do Acre - 2014/2016

MESES	QUANTIDADE DE ACIDENTES DO TRABALHO																	
	Total			Com CAT Registrada												Sem CAT Registrada		
				Total			Motivo											
							Típico			Trajeto			Doença do Trabalho					
	2014	2015	2016	2014	2015	2016	2014	2015	2016	2014	2015	2016	2014	2015	2016	2014	2015	2016
TOTAL	**1.195**	**1.015**	**958**	**584**	**584**	**526**	**392**	**390**	**329**	**187**	**183**	**193**	**5**	**11**	**4**	**611**	**431**	**432**
Janeiro	99	91	75	36	48	37	26	30	16	10	16	20	–	2	1	63	43	38
Fevereiro	75	74	80	34	41	42	25	27	21	8	14	20	1	–	1	41	33	38
Março	85	75	74	43	44	39	29	29	25	13	13	14	1	2	–	42	31	35
Abril	91	85	86	30	45	47	20	28	32	10	16	15	–	1	–	61	40	39
Maio	115	75	86	49	44	43	32	32	26	17	12	17	–	–	–	66	31	43
Junho	91	109	106	47	63	46	28	47	29	19	15	16	–	1	1	44	46	60
Julho	132	93	72	62	53	35	44	34	24	17	18	11	1	1	–	70	40	37
Agosto	105	86	102	51	56	55	32	31	40	19	23	14	–	2	1	54	30	47
Setembro	101	93	71	51	57	52	34	41	28	17	16	24	–	–	–	50	36	19
Outubro	104	98	66	70	57	43	49	38	28	21	18	15	–	1	–	34	41	23
Novembro	106	68	72	61	36	46	41	26	37	19	10	9	1	–	–	45	32	26
Dezembro	91	68	68	50	40	41	32	27	23	17	12	18	1	1	–	41	28	27

Fonte: DATAPREV, CAT, SUB.
Nota: Os dados são preliminares, estando sujeitos a correções.

DISTRIBUIÇÃO DE ACIDENTES DO TRABALHO, POR MOTIVO, NO ESTADO DO ACRE - 2016

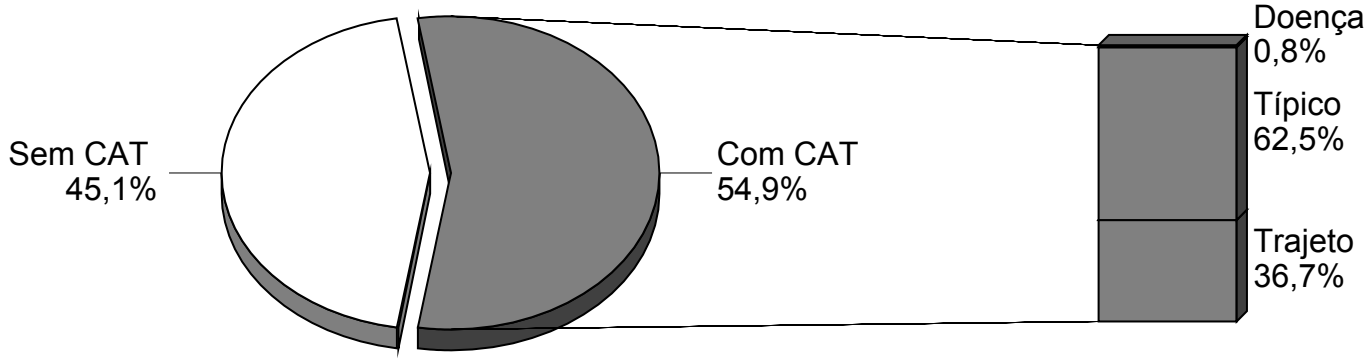

Fonte: DATAPREV, CAT, SUB.

Capítulo 4 - Amazonas

4.1 - Quantidade de acidentes do trabalho, por situação do registro e motivo, segundo a Classificação Nacional de Atividades Econômicas (CNAE), no estado do Amazonas - 2014/2016

(continua)

CNAE	QUANTIDADE DE ACIDENTES DO TRABALHO																	
	Total			Com CAT Registrada												Sem CAT Registrada		
				Total			Motivo											
							Típico			Trajeto			Doença do Trabalho					
	2014	2015	2016	2014	2015	2016	2014	2015	2016	2014	2015	2016	2014	2015	2016	2014	2015	2016
TOTAL	**8.923**	**8.495**	**7.073**	**6.828**	**6.070**	**4.832**	**5.142**	**4.413**	**3.577**	**1.175**	**1.025**	**1.001**	**511**	**632**	**254**	**2.095**	**2.425**	**2.241**
0111	12	3	–	–	–	–	–	–	–	–	–	–	–	–	–	12	3	–
0112	1	1	–	–	–	–	–	–	–	–	–	–	–	–	–	1	1	–
0113	14	7	3	7	5	3	7	5	3	–	–	–	–	–	–	7	2	–
0114	–	–	1	–	–	–	–	–	–	–	–	–	–	–	–	–	–	1
0121	–	1	1	–	1	1	–	1	–	–	–	1	–	–	–	–	–	–
0131	1	–	–	1	–	–	1	–	–	–	–	–	–	–	–	–	–	–
0141	–	1	2	–	1	2	–	–	2	–	1	–	–	–	–	–	–	–
0151	3	2	–	3	2	–	2	2	–	1	–	–	–	–	–	–	–	–
0159	1	1	1	1	1	1	1	1	–	–	–	1	–	–	–	–	–	–
0161	1	–	–	1	–	–	1	–	–	–	–	–	–	–	–	–	–	–
0210	2	–	–	2	–	–	2	–	–	–	–	–	–	–	–	–	–	–
0220	–	2	–	–	1	–	–	1	–	–	–	–	–	–	–	–	1	–
0312	1	–	–	–	–	–	–	–	–	–	–	–	–	–	–	1	–	–
0322	–	1	1	–	1	1	–	1	–	–	–	1	–	–	–	–	–	–
0600	37	15	12	37	15	12	36	13	12	1	–	–	–	2	–	–	–	–
0722	40	30	22	40	28	21	39	27	21	1	1	–	–	–	–	–	2	1
0810	1	–	1	1	–	1	1	–	–	–	–	–	–	–	1	–	–	–
0893	1	2	1	1	2	1	1	–	1	–	1	–	–	1	–	–	–	–
0910	8	13	12	8	13	12	7	11	10	1	2	2	–	–	–	–	–	–
1011	4	3	4	4	3	4	4	2	4	–	1	–	–	–	–	–	–	–
1012	1	–	1	–	–	–	–	–	–	–	–	–	–	–	–	1	–	1
1013	–	–	2	–	–	2	–	–	2	–	–	–	–	–	–	–	–	–
1020	–	1	2	–	1	2	–	1	2	–	–	–	–	–	–	–	–	–
1031	–	2	–	–	2	–	–	1	–	–	1	–	–	–	–	–	–	–
1033	1	4	2	1	4	2	1	3	1	–	1	1	–	–	–	–	–	–
1041	–	–	2	–	–	2	–	–	2	–	–	–	–	–	–	–	–	–
1052	1	–	1	1	–	1	–	–	1	1	–	–	–	–	–	–	–	–
1053	2	1	1	2	1	1	2	1	–	–	–	1	–	–	–	–	–	–
1062	3	–	5	3	–	5	3	–	5	–	–	–	–	–	–	–	–	–
1066	–	2	1	–	1	1	–	1	–	–	–	1	–	–	–	–	1	–
1069	2	1	–	2	1	–	2	1	–	–	–	–	–	–	–	–	–	–
1081	3	2	1	3	2	1	2	2	1	1	–	–	–	–	–	–	–	–
1091	6	12	7	6	12	7	4	11	6	2	1	1	–	–	–	–	–	–
1093	1	–	–	1	–	–	1	–	–	–	–	–	–	–	–	–	–	–
1094	5	3	4	5	3	4	5	3	3	–	–	1	–	–	–	–	–	–
1096	2	–	–	2	–	–	2	–	–	–	–	–	–	–	–	–	–	–
1099	33	41	33	33	37	24	27	33	19	6	3	5	–	1	–	–	4	9
1111	5	1	–	–	–	–	–	–	–	–	–	–	–	–	–	5	1	–
1113	18	16	11	18	12	7	12	9	5	5	3	2	1	–	–	–	4	4
1121	–	3	–	–	3	–	–	2	–	–	1	–	–	–	–	–	–	–
1122	168	123	102	168	122	96	142	106	77	26	16	17	–	–	2	–	1	6
1312	7	5	–	7	1	–	7	1	–	–	–	–	–	–	–	–	4	–
1322	27	13	11	27	11	11	27	8	10	–	3	1	–	–	–	–	2	–
1351	–	1	1	–	1	–	–	–	–	–	1	–	–	–	–	–	–	1
1359	4	–	1	4	–	1	4	–	–	–	–	1	–	–	–	–	–	–
1411	–	–	1	–	–	1	–	–	1	–	–	–	–	–	–	–	–	–
1413	4	1	1	4	1	–	4	–	–	–	–	–	–	1	–	–	–	1
1414	1	–	–	1	–	–	–	–	–	–	–	–	1	–	–	–	–	–
1610	28	13	34	28	13	34	27	11	34	1	2	–	–	–	–	–	–	–
1623	2	1	1	2	–	1	2	–	1	–	–	–	–	–	–	–	1	–
1629	12	7	6	12	7	3	11	7	3	1	–	–	–	–	–	–	–	3
1721	2	5	1	2	4	1	1	4	1	1	–	–	–	–	–	–	1	–
1722	–	–	1	–	–	1	–	–	1	–	–	–	–	–	–	–	–	–
1732	–	1	1	–	1	1	–	1	1	–	–	–	–	–	–	–	–	–
1733	21	28	21	21	26	18	21	25	14	–	1	2	–	–	2	–	2	3
1741	52	19	14	50	18	13	49	18	11	–	–	1	1	–	1	2	1	1
1742	2	–	1	2	–	1	2	–	1	–	–	–	–	–	–	–	–	–
1749	6	–	8	6	–	8	4	–	6	2	–	2	–	–	–	–	–	–
1811	1	4	–	1	3	–	–	–	–	1	3	–	–	–	–	–	1	–
1812	–	1	–	–	1	–	–	–	–	–	1	–	–	–	–	–	–	–
1813	8	2	1	7	2	1	7	2	–	–	–	–	–	–	1	1	–	–
1821	1	2	3	1	2	3	–	1	1	1	1	2	–	–	–	–	–	–
1822	1	–	–	1	–	–	–	–	–	1	–	–	–	–	–	–	–	–
1830	30	18	15	30	17	14	18	15	7	6	2	7	6	–	–	–	1	1
1921	16	19	12	16	19	12	15	15	12	1	4	–	–	–	–	–	–	–
1922	3	2	1	3	1	–	3	1	–	–	–	–	–	–	–	–	1	1
1931	–	2	–	–	–	–	–	–	–	–	–	–	–	–	–	–	2	–
1932	1	–	–	1	–	–	1	–	–	–	–	–	–	–	–	–	–	–

Capítulo 4 - Amazonas

4.1 - Quantidade de acidentes do trabalho, por situação do registro e motivo, segundo a Classificação Nacional de Atividades Econômicas (CNAE), no estado do Amazonas - 2014/2016

(continuação)

CNAE	QUANTIDADE DE ACIDENTES DO TRABALHO																	
	Total			Com CAT Registrada												Sem CAT Registrada		
				Total			Motivo											
							Típico			Trajeto			Doença do Trabalho					
	2014	2015	2016	2014	2015	2016	2014	2015	2016	2014	2015	2016	2014	2015	2016	2014	2015	2016
2014	8	1	–	8	1	–	7	–	–	1	1	–	–	–	–	–	–	–
2022	1	–	–	–	–	–	–	–	–	–	–	–	–	–	–	1	–	–
2031	10	7	8	10	7	8	7	5	8	2	1	–	1	1	–	–	–	–
2040	–	1	–	–	–	–	–	–	–	–	–	–	–	–	–	–	1	–
2061	2	1	3	2	1	3	2	1	3	–	–	–	–	–	–	–	–	–
2062	–	2	–	–	2	–	–	1	–	–	1	–	–	–	–	–	–	–
2063	–	2	3	–	2	2	–	–	–	–	2	2	–	–	–	–	–	1
2071	2	1	–	2	1	–	2	1	–	–	–	–	–	–	–	–	–	–
2091	–	1	–	–	–	–	–	–	–	–	–	–	–	–	–	–	1	–
2092	1	–	–	1	–	–	1	–	–	–	–	–	–	–	–	–	–	–
2093	3	1	–	3	1	–	3	1	–	–	–	–	–	–	–	–	–	–
2099	18	4	7	18	3	6	13	3	4	3	–	1	2	–	1	–	1	1
2121	5	15	14	5	13	12	5	9	9	–	4	3	–	–	–	–	2	2
2211	12	13	18	12	13	18	11	13	16	1	–	2	–	–	–	–	–	–
2212	–	1	–	–	1	–	–	1	–	–	–	–	–	–	–	–	–	–
2219	10	7	4	–	–	1	–	–	1	–	–	–	–	–	–	10	7	3
2221	9	10	4	9	9	3	9	8	3	–	–	–	–	1	–	–	1	1
2222	120	104	97	120	96	72	103	80	62	9	6	8	8	10	2	–	8	25
2223	4	5	1	4	5	1	2	5	1	2	–	–	–	–	–	–	–	–
2229	216	298	189	216	258	158	150	155	107	11	11	17	55	92	34	–	40	31
2311	5	1	2	4	1	2	4	1	2	–	–	–	–	–	–	1	–	–
2319	6	3	2	6	3	2	6	3	2	–	–	–	–	–	–	–	–	–
2320	61	69	66	61	69	66	50	57	60	1	4	5	10	8	1	–	–	–
2330	14	14	12	14	14	12	11	14	10	3	–	2	–	–	–	–	–	–
2341	2	–	–	2	–	–	2	–	–	–	–	–	–	–	–	–	–	–
2342	12	12	6	12	11	3	12	6	3	–	5	–	–	–	–	–	1	3
2399	2	2	–	2	2	–	1	2	–	1	–	–	–	–	–	–	–	–
2422	–	–	1	–	–	1	–	–	–	–	–	1	–	–	–	–	–	–
2424	–	1	4	–	1	4	–	1	4	–	–	–	–	–	–	–	–	–
2441	–	1	7	–	1	7	–	1	6	–	–	1	–	–	–	–	–	–
2442	2	–	6	2	–	6	1	–	6	–	–	–	1	–	–	–	–	–
2449	20	6	5	20	4	3	20	3	3	–	–	–	–	1	–	–	2	2
2452	18	26	17	17	26	17	17	20	16	–	4	1	–	2	–	1	–	–
2511	92	64	55	89	59	44	86	53	38	2	3	5	1	3	1	3	5	11
2512	2	4	–	2	3	–	2	3	–	–	–	–	–	–	–	–	1	–
2513	–	–	1	–	–	1	–	–	1	–	–	–	–	–	–	–	–	–
2522	1	–	–	–	–	–	–	–	–	–	–	–	–	–	–	1	–	–
2531	–	1	–	–	1	–	–	1	–	–	–	–	–	–	–	–	–	–
2532	118	105	41	118	100	38	110	90	37	2	5	1	6	5	–	–	5	3
2539	–	1	–	–	1	–	–	1	–	–	–	–	–	–	–	–	–	–
2541	15	28	30	15	12	11	8	7	6	1	2	5	6	3	–	–	16	19
2542	–	3	–	–	3	–	–	3	–	–	–	–	–	–	–	–	–	–
2591	6	15	12	6	11	11	3	7	8	2	4	2	1	–	1	–	4	1
2592	–	1	–	–	1	–	–	1	–	–	–	–	–	–	–	–	–	–
2599	20	18	4	20	15	4	18	14	4	–	1	–	2	–	–	–	3	–
2610	168	158	94	168	105	54	96	58	33	43	6	5	29	41	16	–	53	40
2621	55	56	44	55	29	26	24	20	18	16	2	8	15	7	–	–	27	18
2622	129	157	137	129	88	90	90	44	29	16	13	42	23	31	19	–	69	47
2631	3	5	4	3	4	1	2	–	–	1	1	–	–	3	1	–	1	3
2632	71	32	9	71	31	7	48	26	6	7	2	1	16	3	–	–	1	2
2640	659	586	319	659	533	280	446	296	203	85	92	49	128	145	28	–	53	39
2651	–	1	2	–	1	2	–	–	2	–	–	–	–	1	–	–	–	–
2652	4	7	2	4	7	2	3	6	2	–	1	–	1	–	–	–	–	–
2670	7	13	9	7	8	6	4	3	2	1	1	3	2	4	1	–	5	3
2710	30	34	20	30	26	16	24	24	8	5	2	8	1	–	–	–	8	4
2721	5	19	18	5	9	13	3	5	6	–	1	–	2	3	7	–	10	5
2722	1	–	–	–	–	–	–	–	–	–	–	–	–	–	–	1	–	–
2731	5	12	6	5	8	3	5	2	1	–	5	2	–	1	–	–	4	3
2732	8	15	11	8	7	3	7	4	3	1	1	–	–	2	–	–	8	8
2733	28	24	18	28	15	9	15	10	8	1	1	1	12	4	–	–	9	9
2751	1	–	–	1	–	–	1	–	–	–	–	–	–	–	–	–	–	–
2759	5	20	14	5	17	10	1	7	8	–	4	2	4	6	–	–	3	4
2790	39	43	17	39	22	8	28	10	2	3	2	3	8	10	3	–	21	9
2811	4	3	8	3	1	5	1	–	5	–	1	–	2	–	–	1	2	3
2814	–	–	1	–	–	1	–	–	1	–	–	–	–	–	–	–	–	–
2815	9	9	6	9	9	6	8	8	6	1	–	–	–	1	–	–	–	–
2821	1	–	–	1	–	–	1	–	–	–	–	–	–	–	–	–	–	–
2823	9	8	3	9	7	3	6	7	3	1	–	–	2	–	–	–	1	–
2824	103	140	51	103	87	31	75	52	22	12	17	4	16	18	5	–	53	20

Capítulo 4 - Amazonas

4.1 - Quantidade de acidentes do trabalho, por situação do registro e motivo, segundo a Classificação Nacional de Atividades Econômicas (CNAE), no estado do Amazonas - 2014/2016

(continuação)

CNAE	QUANTIDADE DE ACIDENTES DO TRABALHO																	
	Total			Com CAT Registrada												Sem CAT Registrada		
				Total			Motivo											
							Típico			Trajeto			Doença do Trabalho					
	2014	2015	2016	2014	2015	2016	2014	2015	2016	2014	2015	2016	2014	2015	2016	2014	2015	2016
2825	1	–	–	1	–	–	–	–	–	1	–	–	–	–	–	–	–	–
2829	13	13	7	13	8	4	10	4	4	2	3	–	1	1	–	–	5	3
2833	1	–	–	–	–	–	–	–	–	–	–	–	–	–	–	1	–	–
2910	3	1	–	3	1	–	3	–	–	–	–	–	–	1	–	–	–	–
2930	7	6	6	7	6	5	6	6	3	1	–	2	–	–	–	–	–	1
2941	4	3	1	4	2	1	3	2	1	–	–	–	1	–	–	–	1	–
2942	15	17	14	15	11	4	11	8	2	3	1	–	1	2	2	–	6	10
2943	20	11	12	20	11	8	12	8	6	3	–	1	5	3	1	–	–	4
2945	12	19	9	12	11	5	5	7	4	2	2	–	5	2	1	–	8	4
2949	20	9	7	20	6	7	18	5	7	1	1	–	1	–	–	–	3	–
2950	2	–	–	2	–	–	2	–	–	–	–	–	–	–	–	–	–	–
3011	109	111	116	109	107	109	103	104	101	6	–	4	–	3	4	–	4	7
3091	474	454	231	474	442	221	335	246	123	81	83	57	58	113	41	–	12	10
3092	22	13	12	22	13	11	18	10	9	–	–	–	4	3	2	–	–	1
3099	36	49	21	36	49	21	23	26	9	5	3	7	8	20	5	–	–	–
3101	1	2	3	1	2	3	1	2	3	–	–	–	–	–	–	–	–	–
3102	2	–	–	2	–	–	2	–	–	–	–	–	–	–	–	–	–	–
3104	9	5	8	9	3	7	6	3	7	3	–	–	–	–	–	–	2	1
3211	2	–	–	2	–	–	1	–	–	1	–	–	–	–	–	–	–	–
3230	239	90	47	18	16	7	18	15	6	–	1	–	–	–	1	221	74	40
3240	3	10	6	3	1	–	1	–	–	2	1	–	–	–	–	–	9	6
3250	10	17	13	10	17	13	7	12	7	3	4	6	–	1	–	–	–	–
3291	1	–	–	–	–	–	–	–	–	–	–	–	–	–	–	1	–	–
3299	3	1	1	3	1	–	2	1	–	–	–	–	1	–	–	–	–	1
3313	1	3	2	1	3	2	1	3	2	–	–	–	–	–	–	–	–	–
3314	11	13	10	11	12	8	9	11	6	2	1	2	–	–	–	–	1	2
3317	2	–	2	2	–	2	2	–	2	–	–	–	–	–	–	–	–	–
3321	3	1	1	3	1	1	2	1	1	1	–	–	–	–	–	–	–	–
3329	–	–	2	–	–	2	–	–	2	–	–	–	–	–	–	–	–	–
3511	30	37	28	28	28	21	23	25	17	5	3	3	–	–	1	2	9	7
3512	3	2	7	3	2	7	1	1	7	2	1	–	–	–	–	–	–	–
3514	6	13	1	6	11	1	5	7	1	1	4	–	–	–	–	–	2	–
3520	–	2	1	–	2	1	–	2	1	–	–	–	–	–	–	–	–	–
3530	1	–	–	1	–	–	1	–	–	–	–	–	–	–	–	–	–	–
3600	33	25	36	33	21	33	24	17	23	9	4	10	–	–	–	–	4	3
3811	23	98	81	23	90	78	20	82	72	3	8	6	–	–	–	–	8	3
3822	–	1	8	–	1	8	–	1	8	–	–	–	–	–	–	–	–	–
3831	33	16	13	33	15	10	31	15	8	2	–	2	–	–	–	–	1	3
3832	1	1	–	1	1	–	1	–	–	–	1	–	–	–	–	–	–	–
3839	41	19	10	41	18	9	33	18	7	7	–	2	1	–	–	–	1	1
3900	1	1	–	1	1	–	–	–	–	1	1	–	–	–	–	–	–	–
4110	70	70	57	70	65	54	55	61	51	14	3	3	1	1	–	–	5	3
4120	195	143	115	194	137	98	160	114	82	30	21	16	4	2	–	1	6	17
4211	35	58	27	35	49	23	25	42	20	10	6	3	–	1	–	–	9	4
4212	6	–	–	6	–	–	5	–	–	1	–	–	–	–	–	–	–	–
4213	1	–	–	1	–	–	–	–	–	1	–	–	–	–	–	–	–	–
4221	53	50	42	44	36	36	39	26	29	4	9	7	1	1	–	9	14	6
4223	4	1	1	4	1	1	4	1	1	–	–	–	–	–	–	–	–	–
4291	1	–	–	1	–	–	1	–	–	–	–	–	–	–	–	–	–	–
4292	16	10	9	16	10	6	13	9	3	3	–	3	–	1	–	–	–	3
4299	26	7	3	26	7	1	25	4	–	1	3	1	–	–	–	–	–	2
4312	1	–	–	1	–	–	1	–	–	–	–	–	–	–	–	–	–	–
4313	18	14	6	18	13	6	16	8	5	2	5	1	–	–	–	–	1	–
4319	1	1	–	1	1	–	1	1	–	–	–	–	–	–	–	–	–	–
4321	49	49	67	49	49	65	33	39	55	15	10	10	1	–	–	–	–	2
4322	19	30	20	19	30	18	10	22	16	9	6	2	–	2	–	–	–	2
4329	6	10	6	6	7	6	4	7	6	1	–	–	1	–	–	–	3	–
4330	11	17	10	11	15	5	10	8	4	1	7	1	–	–	–	–	2	5
4391	23	29	7	23	29	7	23	27	7	–	2	–	–	–	–	–	–	–
4399	40	41	20	40	41	19	32	31	17	7	10	2	1	–	–	–	–	1
4511	11	15	24	11	14	23	10	8	16	1	6	7	–	–	–	–	1	1
4512	1	4	9	–	–	3	–	–	1	–	–	2	–	–	–	1	4	6
4520	2	4	1	2	4	1	1	4	1	1	–	–	–	–	–	–	–	–
4530	24	15	19	24	15	19	18	10	17	5	4	2	1	1	–	–	–	–
4541	–	4	8	–	4	6	–	2	2	–	2	3	–	–	1	–	–	2
4542	2	1	–	–	–	–	–	–	–	–	–	–	–	–	–	2	1	–
4543	–	3	6	–	–	–	–	–	–	–	–	–	–	–	–	–	3	6
4613	1	1	–	1	1	–	1	1	–	–	–	–	–	–	–	–	–	–
4614	3	1	–	3	1	–	2	1	–	–	–	–	1	–	–	–	–	–

Capítulo 4 - Amazonas

4.1 - Quantidade de acidentes do trabalho, por situação do registro e motivo, segundo a Classificação Nacional de Atividades Econômicas (CNAE), no estado do Amazonas - 2014/2016

(continuação)

CNAE	QUANTIDADE DE ACIDENTES DO TRABALHO																	
	Total			Com CAT Registrada												Sem CAT Registrada		
				Total			Motivo											
							Típico			Trajeto			Doença do Trabalho					
	2014	2015	2016	2014	2015	2016	2014	2015	2016	2014	2015	2016	2014	2015	2016	2014	2015	2016
4615	–	1	1	–	1	1	–	1	–	–	–	1	–	–	–	–	–	–
4617	1	–	–	1	–	–	–	–	–	1	–	–	–	–	–	–	–	–
4619	–	–	3	–	–	3	–	–	2	–	–	1	–	–	–	–	–	–
4623	3	1	1	3	1	1	1	1	1	2	–	–	–	–	–	–	–	–
4631	8	4	3	8	4	3	8	2	1	–	2	2	–	–	–	–	–	–
4632	–	2	–	–	1	–	–	–	–	–	1	–	–	–	–	–	1	–
4633	3	–	2	3	–	2	3	–	1	–	–	–	–	–	1	–	–	–
4634	27	22	26	27	21	23	23	18	18	4	3	5	–	–	–	–	1	3
4635	19	18	16	19	17	13	12	13	9	7	4	4	–	–	–	–	1	3
4636	2	1	–	2	1	–	2	–	–	–	–	–	–	1	–	–	–	–
4637	3	2	4	3	2	3	1	1	1	2	–	2	–	1	–	–	–	1
4639	14	15	26	14	15	25	7	13	19	7	2	6	–	–	–	–	–	1
4641	–	1	1	–	1	–	–	1	–	–	–	–	–	–	–	–	–	1
4642	1	–	–	1	–	–	1	–	–	–	–	–	–	–	–	–	–	–
4643	1	–	1	1	–	1	1	–	–	–	–	1	–	–	–	–	–	–
4644	22	8	6	22	7	6	9	3	1	13	4	5	–	–	–	–	1	–
4645	6	3	3	6	3	3	3	3	1	2	–	2	1	–	–	–	–	–
4646	3	4	1	3	4	1	3	1	–	–	3	1	–	–	–	–	–	–
4647	1	1	1	1	1	1	–	–	1	1	1	–	–	–	–	–	–	–
4649	7	3	8	7	3	8	5	2	4	2	1	3	–	–	1	–	–	–
4651	1	–	–	1	–	–	1	–	–	–	–	–	–	–	–	–	–	–
4662	1	5	3	1	5	3	1	4	2	–	1	–	–	–	1	–	–	–
4665	2	2	1	2	2	1	2	2	–	–	–	1	–	–	–	–	–	–
4669	7	5	2	7	5	2	1	1	–	6	4	2	–	–	–	–	–	–
4672	–	1	1	–	1	1	–	1	1	–	–	–	–	–	–	–	–	–
4673	5	6	3	5	5	3	5	4	1	–	1	2	–	–	–	–	1	–
4674	1	3	3	1	2	3	–	2	3	1	–	–	–	–	–	–	1	–
4679	4	3	–	4	3	–	3	3	–	1	–	–	–	–	–	–	–	–
4681	3	5	1	3	4	1	1	4	1	2	–	–	–	–	–	–	1	–
4682	63	36	65	63	33	59	61	31	52	2	2	6	–	–	1	–	3	6
4683	–	1	–	–	1	–	–	–	–	–	1	–	–	–	–	–	–	–
4684	1	–	–	1	–	–	1	–	–	–	–	–	–	–	–	–	–	–
4686	–	–	3	–	–	3	–	–	2	–	–	1	–	–	–	–	–	–
4687	–	3	–	–	2	–	–	1	–	–	1	–	–	–	–	–	1	–
4689	4	6	1	4	6	1	1	6	1	3	–	–	–	–	–	–	–	–
4691	7	3	–	7	3	–	3	3	–	4	–	–	–	–	–	–	–	–
4693	12	29	44	12	21	32	7	14	28	5	7	4	–	–	–	–	8	12
4711	175	236	215	175	211	190	155	192	166	19	19	24	1	–	–	–	25	25
4712	11	20	18	11	20	17	7	15	12	4	5	5	–	–	–	–	–	1
4713	29	30	51	29	26	47	22	17	28	7	9	19	–	–	–	–	4	4
4721	11	13	11	11	8	9	4	5	4	7	2	4	–	1	1	–	5	2
4722	7	3	1	7	3	1	4	3	1	2	–	–	1	–	–	–	–	–
4723	9	21	14	9	17	10	8	10	9	1	7	1	–	–	–	–	4	4
4729	11	19	10	11	14	8	7	12	5	2	2	3	2	–	–	–	5	2
4731	16	14	11	16	13	11	8	7	5	8	5	5	–	1	1	–	1	–
4732	2	–	–	2	–	–	2	–	–	–	–	–	–	–	–	–	–	–
4741	–	2	3	–	2	3	–	2	2	–	–	1	–	–	–	–	–	–
4742	1	6	–	1	3	–	–	2	–	1	1	–	–	–	–	–	3	–
4743	3	–	1	3	–	1	3	–	1	–	–	–	–	–	–	–	–	–
4744	40	40	47	40	38	44	29	33	36	10	4	8	1	1	–	–	2	3
4751	10	6	3	10	5	3	5	3	2	5	2	1	–	–	–	–	1	–
4752	–	–	1	–	–	1	–	–	1	–	–	–	–	–	–	–	–	–
4753	10	14	3	10	12	3	3	8	3	6	4	–	1	–	–	–	2	–
4754	16	13	4	16	12	4	9	6	4	7	5	–	–	1	–	–	1	–
4755	5	3	3	5	3	3	2	2	1	2	1	2	1	–	–	–	–	–
4757	2	2	2	2	2	2	1	1	2	1	1	–	–	–	–	–	–	–
4759	1	3	1	1	3	1	1	2	1	–	1	–	–	–	–	–	–	–
4761	3	1	9	3	1	9	–	1	9	3	–	–	–	–	–	–	–	–
4763	3	1	1	3	1	1	3	1	–	–	–	–	–	–	1	–	–	–
4771	31	9	12	31	7	12	17	2	6	14	5	6	–	–	–	–	2	–
4772	6	7	6	6	7	6	2	2	3	4	5	3	–	–	–	–	–	–
4773	–	–	1	–	–	1	–	–	–	–	–	1	–	–	–	–	–	–
4774	5	3	1	5	3	1	1	1	–	2	1	1	2	1	–	–	–	–
4781	10	15	15	10	14	15	5	8	12	3	6	2	2	–	1	–	1	–
4782	1	4	2	1	4	2	1	4	–	–	–	2	–	–	–	–	–	–
4783	2	–	2	2	–	2	1	–	1	1	–	–	–	–	1	–	–	–
4784	8	11	4	8	11	4	4	10	3	4	1	1	–	–	–	–	–	–
4789	8	9	7	8	7	7	7	6	3	1	1	4	–	–	–	–	2	–
4921	217	357	433	217	287	344	150	226	258	51	41	63	16	20	23	–	70	89

Capítulo 4 - Amazonas

4.1 - Quantidade de acidentes do trabalho, por situação do registro e motivo, segundo a Classificação Nacional de Atividades Econômicas (CNAE), no estado do Amazonas - 2014/2016

(continuação)

CNAE	QUANTIDADE DE ACIDENTES DO TRABALHO																	
	Total			Com CAT Registrada												Sem CAT Registrada		
				Total			Motivo											
							Típico			Trajeto			Doença do Trabalho					
	2014	2015	2016	2014	2015	2016	2014	2015	2016	2014	2015	2016	2014	2015	2016	2014	2015	2016
4922	3	5	5	3	4	5	3	3	3	–	1	–	–	–	2	–	1	–
4923	3	1	3	3	1	3	1	1	2	1	–	–	1	–	1	–	–	–
4929	13	12	15	13	8	12	8	4	10	4	4	2	1	–	–	–	4	3
4930	318	221	158	318	208	141	266	172	107	50	35	33	2	1	1	–	13	17
4940	3	5	–	3	5	–	3	4	–	–	1	–	–	–	–	–	–	–
5011	–	3	5	–	2	5	–	–	4	–	2	1	–	–	–	–	1	–
5012	2	–	–	2	–	–	1	–	–	1	–	–	–	–	–	–	–	–
5021	127	140	143	127	130	124	112	111	104	14	17	18	1	2	2	–	10	19
5022	2	1	1	2	1	1	1	–	1	1	–	–	–	1	–	–	–	–
5099	–	–	2	–	–	2	–	–	2	–	–	–	–	–	–	–	–	–
5111	24	12	10	22	11	10	14	7	5	8	4	5	–	–	–	2	1	–
5112	5	1	2	4	1	1	3	1	1	1	–	–	–	–	–	1	–	1
5120	–	–	2	–	–	–	–	–	–	–	–	–	–	–	–	–	–	2
5211	50	40	27	50	35	19	40	27	15	10	8	4	–	–	–	–	5	8
5212	4	4	6	2	–	2	2	–	2	–	–	–	–	–	–	2	4	4
5221	1	–	–	–	–	–	–	–	–	–	–	–	–	–	–	1	–	–
5223	–	3	2	–	2	2	–	2	2	–	–	–	–	–	–	–	1	–
5229	–	1	–	–	1	–	–	–	–	–	1	–	–	–	–	–	–	–
5231	6	3	7	6	3	7	5	3	5	1	–	2	–	–	–	–	–	–
5232	1	–	–	1	–	–	1	–	–	–	–	–	–	–	–	–	–	–
5240	12	17	14	12	16	13	8	11	7	4	4	6	–	1	–	–	1	1
5250	19	27	15	18	25	12	15	13	4	3	12	8	–	–	–	1	2	3
5310	54	87	81	54	87	81	53	79	75	1	8	6	–	–	–	–	–	–
5320	8	1	6	8	1	4	3	–	1	5	1	3	–	–	–	–	–	2
5510	15	14	29	15	12	23	12	11	18	3	1	4	–	–	1	–	2	6
5590	3	–	1	3	–	1	–	–	–	–	–	1	3	–	–	–	–	–
5611	72	88	85	72	82	80	58	66	56	13	13	21	1	3	3	–	6	5
5620	79	69	85	79	53	60	63	40	42	16	11	17	–	2	1	–	16	25
5811	–	–	1	–	–	1	–	–	1	–	–	–	–	–	–	–	–	–
5822	3	–	–	3	–	–	3	–	–	–	–	–	–	–	–	–	–	–
5829	3	1	2	3	1	2	2	–	–	1	–	1	–	1	1	–	–	–
5911	1	–	–	1	–	–	1	–	–	–	–	–	–	–	–	–	–	–
5914	–	1	1	–	1	1	–	–	1	–	1	–	–	–	–	–	–	–
5920	–	2	1	–	1	–	–	–	–	–	–	–	–	1	–	–	1	1
6010	1	1	1	1	–	1	–	–	–	1	–	1	–	–	–	–	1	–
6021	1	7	4	1	4	4	–	3	2	1	1	2	–	–	–	–	3	–
6022	–	1	–	–	–	–	–	–	–	–	–	–	–	–	–	–	1	–
6110	–	1	1	–	1	1	–	1	1	–	–	–	–	–	–	–	–	–
6120	2	2	4	2	2	2	–	2	1	2	–	1	–	–	–	–	–	2
6130	–	–	1	–	–	1	–	–	1	–	–	–	–	–	–	–	–	–
6141	11	–	–	11	–	–	10	–	–	1	–	–	–	–	–	–	–	–
6190	2	–	1	2	–	1	2	–	–	–	–	1	–	–	–	–	–	–
6201	32	12	13	–	–	2	–	–	1	–	–	1	–	–	–	32	12	11
6203	1	1	–	1	1	–	–	1	–	1	–	–	–	–	–	–	–	–
6204	–	4	1	–	4	1	–	–	–	–	4	1	–	–	–	–	–	–
6209	2	1	4	2	1	4	1	–	1	1	1	3	–	–	–	–	–	–
6311	9	12	3	2	2	1	–	–	1	2	1	–	–	1	–	7	10	2
6399	1	1	–	1	1	–	1	–	–	–	–	–	–	1	–	–	–	–
6421	4	7	3	4	7	3	3	7	2	–	–	1	1	–	–	–	–	–
6422	7	30	19	7	28	16	2	19	6	2	1	1	3	8	9	–	2	3
6423	3	3	4	3	3	3	2	1	–	–	1	1	1	1	2	–	–	1
6435	–	1	–	–	–	–	–	–	–	–	–	–	–	–	–	–	1	–
6437	–	4	2	–	3	2	–	1	2	–	2	–	–	–	–	–	1	–
6462	2	–	1	2	–	1	1	–	–	1	–	1	–	–	–	–	–	–
6463	–	–	1	–	–	1	–	–	1	–	–	–	–	–	–	–	–	–
6491	–	2	–	–	2	–	–	1	–	–	1	–	–	–	–	–	–	–
6550	6	5	5	6	5	5	3	3	4	3	2	1	–	–	–	–	–	–
6619	1	2	1	1	2	1	1	–	1	–	2	–	–	–	–	–	–	–
6622	–	1	–	–	1	–	–	–	–	–	1	–	–	–	–	–	–	–
6630	1	1	–	–	–	–	–	–	–	–	–	–	–	–	–	1	1	–
6810	5	6	18	5	6	17	5	5	17	–	–	–	–	1	–	–	–	1
6821	1	1	–	1	1	–	–	–	–	1	1	–	–	–	–	–	–	–
6822	10	5	8	10	5	7	9	4	4	1	1	3	–	–	–	–	–	1
6912	1	–	–	1	–	–	–	–	–	1	–	–	–	–	–	–	–	–
6920	6	9	5	6	9	4	2	4	3	4	5	1	–	–	–	–	–	1
7020	4	18	23	4	15	22	–	6	12	4	9	10	–	–	–	–	3	1
7112	24	19	10	24	15	9	20	11	8	3	3	1	1	1	–	–	4	1
7119	3	1	1	3	–	1	2	–	1	–	–	–	1	–	–	–	1	–
7120	–	1	–	–	1	–	–	1	–	–	–	–	–	–	–	–	–	–

Capítulo 4 - Amazonas

4.1 - Quantidade de acidentes do trabalho, por situação do registro e motivo, segundo a Classificação Nacional de Atividades Econômicas (CNAE), no estado do Amazonas - 2014/2016

(conclusão)

CNAE	QUANTIDADE DE ACIDENTES DO TRABALHO																	
	Total			Com CAT Registrada												Sem CAT Registrada		
				Total			Motivo											
							Típico			Trajeto			Doença do Trabalho					
	2014	2015	2016	2014	2015	2016	2014	2015	2016	2014	2015	2016	2014	2015	2016	2014	2015	2016
7210	26	18	9	8	18	9	6	14	5	2	4	4	–	–	–	18	–	–
7220	–	1	–	–	–	–	–	–	–	–	–	–	–	–	–	–	1	–
7311	1	–	–	1	–	–	–	–	–	1	–	–	–	–	–	–	–	–
7312	1	–	–	1	–	–	1	–	–	–	–	–	–	–	–	–	–	–
7319	3	3	3	3	3	3	3	2	1	–	1	1	–	–	1	–	–	–
7320	1	–	1	–	–	1	–	–	1	–	–	–	–	–	–	1	–	–
7490	3	6	5	3	6	3	1	4	1	2	2	2	–	–	–	–	–	2
7711	2	7	3	2	6	3	1	5	2	1	1	1	–	–	–	–	1	–
7719	–	1	1	–	1	–	–	1	–	–	–	–	–	–	–	–	–	1
7732	6	10	6	6	9	3	5	6	3	1	3	–	–	–	–	–	1	3
7733	–	1	1	–	1	1	–	1	1	–	–	–	–	–	–	–	–	–
7739	–	7	8	–	7	8	–	5	7	–	2	1	–	–	–	–	–	–
7810	3	–	1	3	–	1	–	–	–	3	–	1	–	–	–	–	–	–
7820	20	41	26	20	33	19	9	15	11	11	18	8	–	–	–	–	8	7
7830	4	1	2	4	1	1	3	1	–	1	–	1	–	–	–	–	–	1
7911	1	2	1	1	2	–	1	1	–	–	1	–	–	–	–	–	–	1
7912	2	2	1	2	2	1	1	1	1	1	1	–	–	–	–	–	–	–
8011	51	62	58	50	44	36	6	6	3	44	38	33	–	–	–	1	18	22
8012	32	37	52	32	28	38	18	9	10	14	19	28	–	–	–	–	9	14
8020	6	4	4	6	4	4	2	2	2	4	2	2	–	–	–	–	–	–
8030	4	–	–	–	–	–	–	–	–	–	–	–	–	–	–	4	–	–
8111	5	7	11	5	6	9	2	3	5	1	3	4	2	–	–	–	1	2
8112	28	30	30	28	27	30	24	24	21	4	–	8	–	3	1	–	3	–
8121	82	102	134	81	83	107	50	52	61	31	31	45	–	–	1	1	19	27
8122	1	1	–	–	1	–	–	–	–	–	1	–	–	–	–	1	–	–
8129	–	4	21	–	4	20	–	3	18	–	1	2	–	–	–	–	–	1
8130	–	3	–	–	1	–	–	1	–	–	–	–	–	–	–	–	2	–
8211	12	11	12	12	8	8	5	2	6	7	6	2	–	–	–	–	3	4
8219	2	–	–	2	–	–	2	–	–	–	–	–	–	–	–	–	–	–
8220	3	1	1	–	1	1	–	–	–	–	1	–	–	–	1	3	–	–
8230	2	–	–	2	–	–	2	–	–	–	–	–	–	–	–	–	–	–
8291	4	1	1	–	1	1	–	1	–	–	–	1	–	–	–	4	–	–
8292	1	–	–	1	–	–	1	–	–	–	–	–	–	–	–	–	–	–
8299	47	64	37	47	62	32	40	55	25	7	6	7	–	1	–	–	2	5
8411	12	22	46	12	7	18	7	6	12	4	–	5	1	1	1	–	15	28
8412	–	4	–	–	4	–	–	3	–	–	1	–	–	–	–	–	–	–
8422	3	–	3	3	–	3	3	–	2	–	–	1	–	–	–	–	–	–
8424	–	1	1	–	1	1	–	–	1	–	1	–	–	–	–	–	–	–
8430	3	–	–	3	–	–	3	–	–	–	–	–	–	–	–	–	–	–
8511	19	41	55	2	1	–	2	–	–	–	–	–	–	1	–	17	40	55
8512	4	5	6	4	4	6	2	2	3	2	2	1	–	–	2	–	1	–
8513	18	22	5	8	12	2	4	7	–	3	5	2	1	–	–	10	10	3
8520	4	10	14	4	10	12	2	8	11	1	2	1	1	–	–	–	–	2
8531	13	7	9	13	7	9	8	5	9	5	2	–	–	–	–	–	–	–
8532	13	22	23	13	18	20	6	13	15	6	5	5	1	–	–	–	4	3
8542	–	–	1	–	–	1	–	–	1	–	–	–	–	–	–	–	–	–
8550	5	14	12	5	11	9	4	4	6	1	7	3	–	–	–	–	3	3
8599	37	27	28	37	27	27	23	22	15	14	5	12	–	–	–	–	–	1
8610	227	214	209	227	194	181	185	155	148	42	37	32	–	2	1	–	20	28
8630	4	6	–	4	5	–	–	–	–	4	4	–	–	1	–	–	1	–
8640	13	8	5	13	8	4	11	5	2	2	3	2	–	–	–	–	–	1
8650	1	15	9	1	13	8	–	9	5	1	4	2	–	–	1	–	2	1
8660	6	19	16	6	19	16	5	17	9	1	2	7	–	–	–	–	–	–
8690	2	1	–	2	1	–	2	1	–	–	–	–	–	–	–	–	–	–
8730	–	–	2	–	–	2	–	–	2	–	–	–	–	–	–	–	–	–
8800	2	4	5	2	4	5	1	4	5	1	–	–	–	–	–	–	–	–
9001	–	–	1	–	–	1	–	–	1	–	–	–	–	–	–	–	–	–
9003	–	1	1	–	1	1	–	1	–	–	–	1	–	–	–	–	–	–
9101	–	–	1	–	–	1	–	–	1	–	–	–	–	–	–	–	–	–
9312	–	1	2	–	1	2	–	–	–	–	–	–	–	1	2	–	–	–
9313	3	–	–	3	–	–	2	–	–	1	–	–	–	–	–	–	–	–
9319	1	–	1	1	–	1	1	–	1	–	–	–	–	–	–	–	–	–
9321	–	–	2	–	–	2	–	–	1	–	–	1	–	–	–	–	–	–
9329	–	–	1	–	–	1	–	–	1	–	–	–	–	–	–	–	–	–
9411	–	1	3	–	1	2	–	1	1	–	–	1	–	–	–	–	–	1
9412	–	–	1	–	–	1	–	–	–	–	–	1	–	–	–	–	–	–
9420	–	2	1	–	1	–	–	–	–	–	1	–	–	–	–	–	1	1
9430	12	25	52	12	12	14	5	10	10	7	2	2	–	–	2	–	13	38
9491	3	4	3	3	4	3	2	1	2	1	2	1	–	1	–	–	–	–
9492	8	8	5	–	–	–	–	–	–	–	–	–	–	–	–	8	8	5
9493	1	–	–	1	–	–	–	–	–	1	–	–	–	–	–	–	–	–
9511	1	4	1	1	4	1	1	3	–	–	1	1	–	–	–	–	–	–
9512	2	1	1	2	1	1	2	1	–	–	–	1	–	–	–	–	–	–
9521	1	1	3	1	1	2	1	1	1	–	–	1	–	–	–	–	–	1
9601	1	1	1	1	1	–	1	1	–	–	–	–	–	–	–	–	–	1
9602	–	–	1	–	–	1	–	–	–	–	–	1	–	–	–	–	–	–
9603	1	1	1	1	1	–	1	1	–	–	–	–	–	–	–	–	–	1
9609	–	–	1	–	–	1	–	–	1	–	–	–	–	–	–	–	–	–
9700	–	–	1	–	–	1	–	–	1	–	–	–	–	–	–	–	–	–
9900	–	–	1	–	–	1	–	–	1	–	–	–	–	–	–	–	–	–
Ignorado	1.709	1.332	1.189	16	9	9	15	9	9	–	–	–	1	–	–	1.693	1.323	1.180

Fonte: DATAPREV, CAT, SUB.
Nota: Os dados são preliminares, estando sujeitos a correções.

Capítulo 4 - Amazonas

4.2 - Quantidade de acidentes do trabalho, por situação do registro e motivo, segundo os grupos de idade e sexo, no estado do Amazonas - 2014/2016

GRUPOS DE IDADE E SEXO	QUANTIDADE DE ACIDENTES DO TRABALHO																	
	Total			Com CAT Registrada												Sem CAT Registrada		
				Total			Motivo											
							Típico			Trajeto			Doença do Trabalho					
	2014	2015	2016	2014	2015	2016	2014	2015	2016	2014	2015	2016	2014	2015	2016	2014	2015	2016
TOTAL	**8.923**	**8.495**	**7.073**	**6.828**	**6.070**	**4.832**	**5.142**	**4.413**	**3.577**	**1.175**	**1.025**	**1.001**	**511**	**632**	**254**	**2.095**	**2.425**	**2.241**
Masculino	**6.192**	**5.711**	**4.805**	**5.178**	**4.563**	**3.612**	**4.149**	**3.493**	**2.811**	**806**	**735**	**675**	**223**	**335**	**126**	**1.014**	**1.148**	**1.193**
Feminino	**2.731**	**2.783**	**2.268**	**1.650**	**1.506**	**1.220**	**993**	**919**	**766**	**369**	**290**	**326**	**288**	**297**	**128**	**1.081**	**1.277**	**1.048**
Ignorado	**–**	**1**	**–**	**–**	**1**	**–**	**–**	**1**	**–**	**–**	**–**	**–**	**–**	**–**	**–**	**–**	**–**	**–**
Até 19 anos	111	100	64	104	93	56	88	71	39	15	21	17	1	1	–	7	7	8
Masculino	84	71	37	77	68	32	70	55	26	7	13	6	–	–	–	7	3	5
Feminino	27	29	27	27	25	24	18	16	13	8	8	11	1	1	–	–	4	3
Ignorado	–	–	–	–	–	–	–	–	–	–	–	–	–	–	–	–	–	–
20 a 24 anos	1.285	1.047	741	1.155	879	625	941	689	484	181	155	121	33	35	20	130	168	116
Masculino	1.021	822	582	947	735	515	803	599	423	130	116	79	14	20	13	74	87	67
Feminino	264	225	159	208	144	110	138	90	61	51	39	42	19	15	7	56	81	49
Ignorado	–	–	–	–	–	–	–	–	–	–	–	–	–	–	–	–	–	–
25 a 29 anos	1.680	1.518	1.115	1.388	1.186	883	1.061	872	654	254	233	207	73	81	22	292	332	232
Masculino	1.203	1.056	828	1.066	912	702	858	701	535	185	169	155	23	42	12	137	144	126
Feminino	477	461	287	322	273	181	203	170	119	69	64	52	50	39	10	155	188	106
Ignorado	–	1	–	–	1	–	–	1	–	–	–	–	–	–	–	–	–	–
30 a 34 anos	1.886	1.760	1.383	1.476	1.289	984	1.085	893	703	274	253	228	117	143	53	410	471	399
Masculino	1.282	1.164	936	1.105	955	747	865	691	563	191	190	159	49	74	25	177	209	189
Feminino	604	596	447	371	334	237	220	202	140	83	63	69	68	69	28	233	262	210
Ignorado	–	–	–	–	–	–	–	–	–	–	–	–	–	–	–	–	–	–
35 a 39 anos	1.519	1.473	1.304	1.077	990	839	756	685	597	191	144	180	130	161	62	442	483	465
Masculino	977	934	851	774	712	620	589	521	464	130	102	128	55	89	28	203	222	231
Feminino	542	539	453	303	278	219	167	164	133	61	42	52	75	72	34	239	261	234
Ignorado	–	–	–	–	–	–	–	–	–	–	–	–	–	–	–	–	–	–
40 a 44 anos	1.047	1.064	965	723	678	600	520	483	455	121	96	100	82	99	45	324	386	365
Masculino	661	659	586	513	482	398	403	368	319	73	64	60	37	50	19	148	177	188
Feminino	386	405	379	210	196	202	117	115	136	48	32	40	45	49	26	176	209	177
Ignorado	–	–	–	–	–	–	–	–	–	–	–	–	–	–	–	–	–	–
45 a 49 anos	604	717	648	413	449	370	298	321	276	71	59	61	44	69	33	191	268	278
Masculino	392	439	404	300	315	258	227	245	208	50	35	37	23	35	13	92	124	146
Feminino	212	278	244	113	134	112	71	76	68	21	24	24	21	34	20	99	144	132
Ignorado	–	–	–	–	–	–	–	–	–	–	–	–	–	–	–	–	–	–
50 a 54 anos	410	461	479	245	283	257	185	209	196	41	41	48	19	33	13	165	178	222
Masculino	282	295	306	189	208	179	152	164	140	25	27	29	12	17	10	93	87	127
Feminino	128	166	173	56	75	78	33	45	56	16	14	19	7	16	3	72	91	95
Ignorado	–	–	–	–	–	–	–	–	–	–	–	–	–	–	–	–	–	–
55 a 59 anos	260	235	241	161	132	143	134	111	113	17	15	26	10	6	4	99	103	98
Masculino	186	166	172	129	96	106	114	77	88	7	14	14	8	5	4	57	70	66
Feminino	74	69	69	32	36	37	20	34	25	10	1	12	2	1	–	42	33	32
Ignorado	–	–	–	–	–	–	–	–	–	–	–	–	–	–	–	–	–	–
60 a 64 anos	96	93	111	66	69	58	57	57	46	8	8	10	1	4	2	30	24	53
Masculino	83	80	86	59	59	41	52	51	33	6	5	6	1	3	2	24	21	45
Feminino	13	13	25	7	10	17	5	6	13	2	3	4	–	1	–	6	3	8
Ignorado	–	–	–	–	–	–	–	–	–	–	–	–	–	–	–	–	–	–
65 a 69 anos	20	22	18	15	17	13	13	17	10	1	–	3	1	–	–	5	5	5
Masculino	16	20	15	14	16	12	12	16	10	1	–	2	1	–	–	2	4	3
Feminino	4	2	3	1	1	1	1	1	–	–	–	1	–	–	–	3	1	2
Ignorado	–	–	–	–	–	–	–	–	–	–	–	–	–	–	–	–	–	–
70 anos e mais	4	5	4	4	5	4	3	5	4	1	–	–	–	–	–	–	–	–
Masculino	4	5	2	4	5	2	3	5	2	1	–	–	–	–	–	–	–	–
Feminino	–	–	2	–	–	2	–	–	2	–	–	–	–	–	–	–	–	–
Ignorado	–	–	–	–	–	–	–	–	–	–	–	–	–	–	–	–	–	–
Ignorada	1	–	–	1	–	–	1	–	–	–	–	–	–	–	–	–	–	–
Masculino	1	–	–	1	–	–	1	–	–	–	–	–	–	–	–	–	–	–
Feminino	–	–	–	–	–	–	–	–	–	–	–	–	–	–	–	–	–	–
Ignorado	–	–	–	–	–	–	–	–	–	–	–	–	–	–	–	–	–	–

Fonte: DATAPREV, CAT, SUB.
Nota: Os dados são preliminares, estando sujeitos a correções.

Capítulo 4 - Amazonas

4.3 - Quantidade mensal de acidentes do trabalho, por situação do registro e motivo, no estado do Amazonas - 2014/2016

MESES	QUANTIDADE DE ACIDENTES DO TRABALHO																	
	Total			Com CAT Registrada												Sem CAT Registrada		
				Total			Motivo											
							Típico			Trajeto			Doença do Trabalho					
	2014	2015	2016	2014	2015	2016	2014	2015	2016	2014	2015	2016	2014	2015	2016	2014	2015	2016
TOTAL	**8.923**	**8.495**	**7.073**	**6.828**	**6.070**	**4.832**	**5.142**	**4.413**	**3.577**	**1.175**	**1.025**	**1.001**	**511**	**632**	**254**	**2.095**	**2.425**	**2.241**
Janeiro	760	706	577	593	523	392	468	385	292	85	86	71	40	52	29	167	183	185
Fevereiro	672	655	625	509	505	431	390	355	303	83	84	96	36	66	32	163	150	194
Março	759	775	607	547	562	389	389	414	282	109	91	75	49	57	32	212	213	218
Abril	750	687	658	563	517	451	421	391	295	96	87	121	46	39	35	187	170	207
Maio	826	726	613	612	547	381	445	398	278	115	83	71	52	66	32	214	179	232
Junho	671	701	610	522	478	410	377	348	301	99	63	92	46	67	17	149	223	200
Julho	796	801	611	599	524	403	443	349	301	121	99	82	35	76	20	197	277	208
Agosto	841	795	677	639	524	469	498	379	356	100	96	94	41	49	19	202	271	208
Setembro	806	775	563	614	520	409	459	385	320	105	85	78	50	50	11	192	255	154
Outubro	748	717	548	589	514	397	444	380	312	101	95	75	44	39	10	159	203	151
Novembro	720	673	507	575	508	369	457	374	286	91	81	74	27	53	9	145	165	138
Dezembro	574	484	477	466	348	331	351	255	251	70	75	72	45	18	8	108	136	146

Fonte: DATAPREV, CAT, SUB.
Nota: Os dados são preliminares, estando sujeitos a correções.

DISTRIBUIÇÃO DE ACIDENTES DO TRABALHO, POR MOTIVO, NO ESTADO DO AMAZONAS - 2016

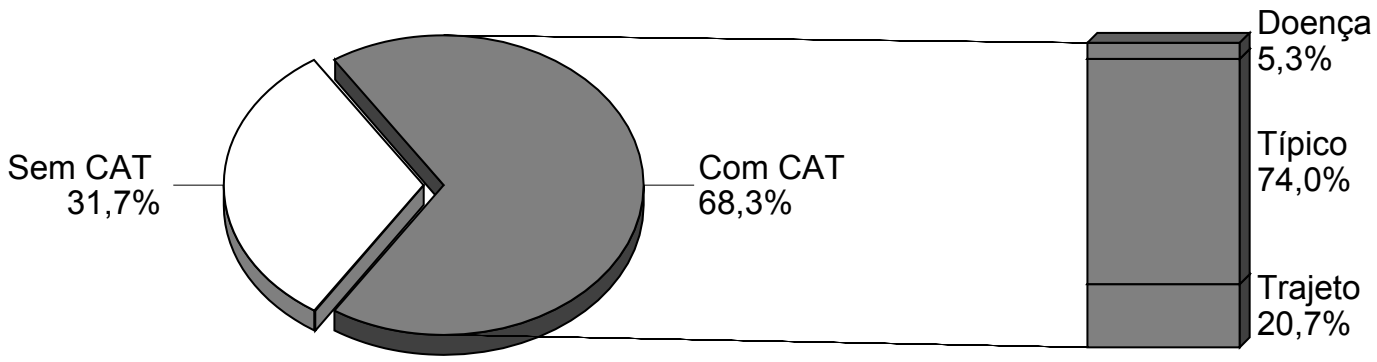

Fonte: DATAPREV, CAT, SUB.

Capítulo 5 - Roraima

5.1 - Quantidade de acidentes do trabalho, por situação do registro e motivo, segundo a Classificação Nacional de Atividades Econômicas (CNAE), no estado de Roraima - 2014/2016

(continua)

CNAE	QUANTIDADE DE ACIDENTES DO TRABALHO																	
	Total			Com CAT Registrada												Sem CAT Registrada		
				Total			Motivo											
							Típico			Trajeto			Doença do Trabalho					
	2014	2015	2016	2014	2015	2016	2014	2015	2016	2014	2015	2016	2014	2015	2016	2014	2015	2016
TOTAL	**833**	**613**	**751**	**650**	**470**	**557**	**425**	**298**	**340**	**213**	**169**	**212**	**12**	**3**	**5**	**183**	**143**	**194**
0111	7	2	–	3	1	–	3	1	–	–	–	–	–	–	–	4	1	–
0112	2	–	–	–	–	–	–	–	–	–	–	–	–	–	–	2	–	–
0115	3	3	6	3	3	6	1	3	6	2	–	–	–	–	–	–	–	–
0119	–	1	–	–	1	–	–	1	–	–	–	–	–	–	–	–	–	–
0139	1	2	3	1	2	3	1	2	3	–	–	–	–	–	–	–	–	–
0141	–	1	1	–	1	1	–	1	1	–	–	–	–	–	–	–	–	–
0151	–	1	2	–	1	2	–	1	2	–	–	–	–	–	–	–	–	–
0162	–	1	–	–	1	–	–	–	–	–	1	–	–	–	–	–	–	–
0210	5	2	–	5	2	–	3	2	–	2	–	–	–	–	–	–	–	–
0810	3	1	1	3	1	1	3	1	1	–	–	–	–	–	–	–	–	–
1011	4	–	–	4	–	–	1	–	–	–	–	–	3	–	–	–	–	–
1053	–	–	2	–	–	2	–	–	1	–	–	1	–	–	–	–	–	–
1061	2	2	1	2	2	1	2	2	1	–	–	–	–	–	–	–	–	–
1066	–	1	1	–	1	1	–	–	1	–	1	–	–	–	–	–	–	–
1091	1	1	6	1	1	6	–	1	2	1	–	4	–	–	–	–	–	–
1113	1	–	–	1	–	–	1	–	–	–	–	–	–	–	–	–	–	–
1121	1	1	–	1	1	–	1	1	–	–	–	–	–	–	–	–	–	–
1122	2	–	2	2	–	2	–	–	–	2	–	2	–	–	–	–	–	–
1413	–	–	1	–	–	1	–	–	–	–	–	1	–	–	–	–	–	–
1510	–	3	3	–	3	3	–	1	2	–	2	1	–	–	–	–	–	–
1610	8	11	17	8	10	15	6	10	15	2	–	–	–	–	–	–	1	2
1741	–	1	–	–	1	–	–	–	–	–	1	–	–	–	–	–	–	–
1813	1	–	–	1	–	–	1	–	–	–	–	–	–	–	–	–	–	–
1822	–	1	–	–	1	–	–	1	–	–	–	–	–	–	–	–	–	–
1932	–	–	1	–	–	1	–	–	–	–	–	1	–	–	–	–	–	–
2121	–	–	1	–	–	1	–	–	–	–	–	1	–	–	–	–	–	–
2219	2	1	1	–	–	–	–	–	–	–	–	–	–	–	–	2	1	1
2311	5	5	11	5	4	11	3	3	8	2	1	3	–	–	–	–	1	–
2330	7	5	3	7	5	3	6	3	3	1	2	–	–	–	–	–	–	–
2341	–	1	–	–	1	–	–	1	–	–	–	–	–	–	–	–	–	–
2342	4	1	1	4	1	1	4	–	1	–	1	–	–	–	–	–	–	–
2391	1	1	5	1	1	4	1	1	3	–	–	1	–	–	–	–	–	1
2511	–	–	1	–	–	1	–	–	–	–	–	1	–	–	–	–	–	–
2593	–	1	1	–	1	–	–	–	–	–	1	–	–	–	–	–	–	1
2731	–	–	1	–	–	1	–	–	1	–	–	–	–	–	–	–	–	–
2869	1	–	–	1	–	–	1	–	–	–	–	–	–	–	–	–	–	–
2930	1	–	–	1	–	–	–	–	–	1	–	–	–	–	–	–	–	–
3101	–	1	–	–	1	–	–	1	–	–	–	–	–	–	–	–	–	–
3291	1	–	–	–	–	–	–	–	–	–	–	–	–	–	–	1	–	–
3299	1	–	2	1	–	2	1	–	1	–	–	1	–	–	–	–	–	–
3312	–	3	–	–	3	–	–	1	–	–	2	–	–	–	–	–	–	–
3314	–	1	–	–	1	–	–	–	–	–	1	–	–	–	–	–	–	–
3511	21	14	8	20	13	7	16	9	4	4	4	3	–	–	–	1	1	1
3514	–	3	4	–	3	4	–	2	1	–	1	2	–	–	1	–	–	–
3600	4	3	10	4	3	10	2	2	4	2	1	6	–	–	–	–	–	–
4110	1	–	–	1	–	–	–	–	–	1	–	–	–	–	–	–	–	–
4120	71	40	17	71	35	13	54	23	7	16	12	6	1	–	–	–	5	4

Capítulo 5 - Roraima

5.1 - Quantidade de acidentes do trabalho, por situação do registro e motivo, segundo a Classificação Nacional de Atividades Econômicas (CNAE), no estado de Roraima - 2014/2016

(continuação)

CNAE	QUANTIDADE DE ACIDENTES DO TRABALHO																	
	Total			Com CAT Registrada												Sem CAT Registrada		
				Total			Motivo											
							Típico			Trajeto			Doença do Trabalho					
	2014	2015	2016	2014	2015	2016	2014	2015	2016	2014	2015	2016	2014	2015	2016	2014	2015	2016
4211	12	7	3	12	4	3	12	3	3	–	1	–	–	–	–	–	3	–
4213	5	2	21	5	2	21	3	2	12	2	–	9	–	–	–	–	–	–
4221	24	15	9	20	14	7	19	10	5	–	4	2	1	–	–	4	1	2
4222	1	–	–	1	–	–	–	–	–	1	–	–	–	–	–	–	–	–
4292	4	–	–	4	–	–	4	–	–	–	–	–	–	–	–	–	–	–
4299	2	3	1	2	3	–	–	3	–	2	–	–	–	–	–	–	–	1
4313	12	14	28	12	13	26	9	11	17	2	2	9	1	–	–	–	1	2
4321	7	6	4	7	6	4	3	5	4	4	1	–	–	–	–	–	–	–
4322	1	5	1	1	5	1	–	3	–	1	2	1	–	–	–	–	–	–
4329	11	2	5	11	2	5	7	1	5	4	1	–	–	–	–	–	–	–
4391	1	–	–	1	–	–	1	–	–	–	–	–	–	–	–	–	–	–
4399	1	2	–	1	1	–	1	1	–	–	–	–	–	–	–	–	1	–
4511	2	6	5	2	6	5	–	3	1	2	3	4	–	–	–	–	–	–
4520	1	1	1	1	1	1	–	1	1	1	–	–	–	–	–	–	–	–
4530	4	1	1	4	1	1	2	–	–	2	1	1	–	–	–	–	–	–
4541	4	4	1	4	4	1	–	4	–	3	–	1	1	–	–	–	–	–
4617	1	–	–	1	–	–	1	–	–	–	–	–	–	–	–	–	–	–
4623	2	–	–	2	–	–	–	–	–	2	–	–	–	–	–	–	–	–
4634	3	1	4	3	1	4	2	–	4	1	1	–	–	–	–	–	–	–
4635	12	12	19	12	11	18	6	5	11	6	6	7	–	–	–	–	1	1
4639	1	2	2	1	1	2	1	–	–	–	1	2	–	–	–	–	1	–
4646	–	1	–	–	1	–	–	–	–	–	1	–	–	–	–	–	–	–
4649	1	1	4	1	1	4	–	–	–	1	1	4	–	–	–	–	–	–
4651	–	–	1	–	–	1	–	–	–	–	–	1	–	–	–	–	–	–
4661	1	–	2	1	–	2	1	–	2	–	–	–	–	–	–	–	–	–
4662	–	1	–	–	1	–	–	–	–	–	1	–	–	–	–	–	–	–
4664	6	2	2	6	2	1	3	–	–	3	2	1	–	–	–	–	–	1
4672	1	2	1	1	2	–	1	2	–	–	–	–	–	–	–	–	–	1
4674	4	1	1	4	1	1	3	1	1	1	–	–	–	–	–	–	–	–
4679	–	3	1	–	3	1	–	2	1	–	1	–	–	–	–	–	–	–
4682	2	2	6	2	2	5	2	2	5	–	–	–	–	–	–	–	–	1
4686	–	1	–	–	1	–	–	–	–	–	1	–	–	–	–	–	–	–
4687	–	–	2	–	–	2	–	–	2	–	–	–	–	–	–	–	–	–
4693	–	–	1	–	–	1	–	–	–	–	–	1	–	–	–	–	–	–
4711	34	22	40	34	16	38	23	8	28	11	8	10	–	–	–	–	6	2
4712	13	6	6	13	6	5	10	4	–	3	2	5	–	–	–	–	–	1
4713	–	1	–	–	1	–	–	1	–	–	–	–	–	–	–	–	–	–
4722	–	2	1	–	2	1	–	–	–	–	2	1	–	–	–	–	–	–
4723	5	2	7	5	2	6	4	1	4	1	1	2	–	–	–	–	–	1
4724	–	–	1	–	–	1	–	–	–	–	–	1	–	–	–	–	–	–
4729	–	3	2	–	2	2	–	1	–	–	1	2	–	–	–	–	1	–
4731	5	1	–	5	1	–	2	–	–	3	1	–	–	–	–	–	–	–
4732	–	–	1	–	–	1	–	–	1	–	–	–	–	–	–	–	–	–
4742	–	1	–	–	1	–	–	–	–	–	1	–	–	–	–	–	–	–
4743	2	3	4	2	3	4	2	2	3	–	1	1	–	–	–	–	–	–
4744	30	23	51	30	19	46	19	13	29	11	6	17	–	–	–	–	4	5
4751	–	1	1	–	1	1	–	1	–	–	–	1	–	–	–	–	–	–
4753	–	–	1	–	–	1	–	–	–	–	–	1	–	–	–	–	–	–

Capítulo 5 - Roraima

5.1 - Quantidade de acidentes do trabalho, por situação do registro e motivo, segundo a Classificação Nacional de Atividades Econômicas (CNAE), no estado de Roraima - 2014/2016

(continuação)

CNAE	QUANTIDADE DE ACIDENTES DO TRABALHO																	
	Total			Com CAT Registrada												Sem CAT Registrada		
				Total			Motivo											
							Típico			Trajeto			Doença do Trabalho					
	2014	2015	2016	2014	2015	2016	2014	2015	2016	2014	2015	2016	2014	2015	2016	2014	2015	2016
4754	2	–	–	2	–	–	–	–	–	2	–	–	–	–	–	–	–	–
4755	2	3	–	2	3	–	–	–	–	2	3	–	–	–	–	–	–	–
4759	1	–	–	1	–	–	–	–	–	1	–	–	–	–	–	–	–	–
4761	–	1	–	–	1	–	–	1	–	–	–	–	–	–	–	–	–	–
4771	4	5	12	4	5	11	1	–	3	3	5	8	–	–	–	–	–	1
4772	–	–	2	–	–	2	–	–	–	–	–	2	–	–	–	–	–	–
4781	8	4	1	8	3	1	3	–	1	5	3	–	–	–	–	–	1	–
4782	–	–	1	–	–	1	–	–	–	–	–	1	–	–	–	–	–	–
4784	2	1	–	2	1	–	–	1	–	2	–	–	–	–	–	–	–	–
4789	1	2	–	1	2	–	–	–	–	1	2	–	–	–	–	–	–	–
4921	1	1	2	1	1	–	–	1	–	1	–	–	–	–	–	–	–	2
4922	2	4	5	2	3	5	–	1	3	2	2	2	–	–	–	–	1	–
4924	1	–	1	1	–	1	1	–	–	–	–	1	–	–	–	–	–	–
4929	–	1	2	–	1	1	–	1	1	–	–	–	–	–	–	–	–	1
4930	11	4	12	11	3	12	5	2	6	5	1	6	1	–	–	–	1	–
5111	–	1	1	–	1	1	–	–	–	–	1	1	–	–	–	–	–	–
5112	–	–	1	–	–	1	–	–	1	–	–	–	–	–	–	–	–	–
5211	1	5	–	1	5	–	1	5	–	–	–	–	–	–	–	–	–	–
5240	4	1	1	4	1	1	3	1	–	1	–	1	–	–	–	–	–	–
5310	26	18	15	26	18	15	21	11	11	5	7	2	–	–	2	–	–	–
5320	–	1	–	–	1	–	–	1	–	–	–	–	–	–	–	–	–	–
5510	6	1	3	6	1	3	1	1	2	5	–	1	–	–	–	–	–	–
5611	13	6	8	13	6	7	4	1	4	9	5	3	–	–	–	–	–	1
5620	3	6	4	3	6	4	2	2	2	1	4	2	–	–	–	–	–	–
6021	–	1	1	–	1	1	–	1	–	–	–	1	–	–	–	–	–	–
6110	–	1	1	–	1	1	–	–	–	–	1	1	–	–	–	–	–	–
6120	–	1	–	–	1	–	–	–	–	–	1	–	–	–	–	–	–	–
6201	1	1	–	–	–	–	–	–	–	–	–	–	–	–	–	1	1	–
6204	–	–	1	–	–	1	–	–	–	–	–	1	–	–	–	–	–	–
6421	4	1	1	4	1	1	3	–	–	1	1	1	–	–	–	–	–	–
6422	–	–	1	–	–	1	–	–	–	–	–	–	–	–	1	–	–	–
6550	–	1	–	–	1	–	–	–	–	–	1	–	–	–	–	–	–	–
6810	4	2	1	4	2	1	4	1	1	–	1	–	–	–	–	–	–	–
6920	2	1	2	2	1	2	–	1	–	2	–	2	–	–	–	–	–	–
7020	1	1	1	1	1	–	–	–	–	1	1	–	–	–	–	–	–	1
7112	24	29	5	24	29	5	20	26	4	4	3	1	–	–	–	–	–	–
7119	2	1	1	2	1	1	1	1	–	1	–	1	–	–	–	–	–	–
7210	2	4	5	2	4	5	–	1	1	1	1	4	1	2	–	–	–	–
7420	1	–	–	–	–	–	–	–	–	–	–	–	–	–	–	1	–	–
7500	–	1	–	–	1	–	–	–	–	–	1	–	–	–	–	–	–	–
7711	1	3	2	1	3	1	–	2	1	1	1	–	–	–	–	–	–	1
7722	1	–	–	1	–	–	–	–	–	1	–	–	–	–	–	–	–	–
7731	1	–	–	1	–	–	1	–	–	–	–	–	–	–	–	–	–	–
7732	1	1	1	1	1	–	–	1	–	–	–	–	1	–	–	–	–	1
7739	–	3	–	–	3	–	–	2	–	–	1	–	–	–	–	–	–	–
7810	2	–	1	2	–	1	2	–	–	–	–	1	–	–	–	–	–	–
7820	1	2	3	1	2	3	1	–	–	–	2	3	–	–	–	–	–	–
7911	–	1	1	–	1	1	–	–	–	–	1	1	–	–	–	–	–	–

Capítulo 5 - Roraima

5.1 - Quantidade de acidentes do trabalho, por situação do registro e motivo, segundo a Classificação Nacional de Atividades Econômicas (CNAE), no estado de Roraima - 2014/2016

(conclusão)

CNAE	QUANTIDADE DE ACIDENTES DO TRABALHO																	
	Total			Com CAT Registrada												Sem CAT Registrada		
				Total			Motivo											
							Típico			Trajeto			Doença do Trabalho					
	2014	2015	2016	2014	2015	2016	2014	2015	2016	2014	2015	2016	2014	2015	2016	2014	2015	2016
8011	14	6	3	14	6	3	1	–	–	13	6	3	–	–	–	–	–	–
8012	–	5	4	–	3	4	–	1	–	–	2	4	–	–	–	–	2	–
8112	–	1	–	–	1	–	–	1	–	–	–	–	–	–	–	–	–	–
8121	17	15	17	17	10	13	5	2	4	12	8	9	–	–	–	–	5	4
8122	–	1	1	–	1	1	–	1	1	–	–	–	–	–	–	–	–	–
8129	–	5	27	–	5	27	–	5	19	–	–	8	–	–	–	–	–	–
8219	–	2	–	–	1	–	–	–	–	–	1	–	–	–	–	–	1	–
8220	–	2	1	–	2	1	–	–	–	–	2	1	–	–	–	–	–	–
8291	–	–	1	–	–	1	–	–	1	–	–	–	–	–	–	–	–	–
8299	2	1	–	2	1	–	–	–	–	2	1	–	–	–	–	–	–	–
8411	1	5	13	1	3	4	1	2	1	–	1	3	–	–	–	–	2	9
8423	–	–	1	–	–	1	–	–	1	–	–	–	–	–	–	–	–	–
8511	12	2	3	1	1	1	–	1	–	1	–	1	–	–	–	11	1	2
8513	1	–	–	1	–	–	–	–	–	1	–	–	–	–	–	–	–	–
8520	1	1	1	1	1	1	–	–	–	1	1	1	–	–	–	–	–	–
8531	2	–	1	2	–	1	2	–	1	–	–	–	–	–	–	–	–	–
8532	–	1	1	–	1	1	–	1	1	–	–	–	–	–	–	–	–	–
8541	1	–	–	1	–	–	1	–	–	–	–	–	–	–	–	–	–	–
8592	–	–	1	–	–	1	–	–	1	–	–	–	–	–	–	–	–	–
8599	22	15	16	22	14	16	7	8	11	15	5	5	–	1	–	–	1	–
8610	80	62	70	80	49	51	72	44	45	8	5	6	–	–	–	–	13	19
8630	–	–	2	–	–	2	–	–	–	–	–	2	–	–	–	–	–	–
8640	1	2	–	1	2	–	1	1	–	–	1	–	–	–	–	–	–	–
8650	–	–	1	–	–	1	–	–	1	–	–	–	–	–	–	–	–	–
8690	–	–	1	–	–	1	–	–	–	–	–	–	–	–	1	–	–	–
8712	–	1	–	–	1	–	–	1	–	–	–	–	–	–	–	–	–	–
8800	1	–	3	1	–	3	1	–	2	–	–	1	–	–	–	–	–	–
9420	4	1	1	4	1	1	3	–	1	–	1	–	1	–	–	–	–	–
9430	–	1	–	–	1	–	–	1	–	–	–	–	–	–	–	–	–	–
9491	–	1	–	–	1	–	–	–	–	–	1	–	–	–	–	–	–	–
9499	–	–	1	–	–	1	–	–	–	–	–	1	–	–	–	–	–	–
9521	1	–	–	1	–	–	1	–	–	–	–	–	–	–	–	–	–	–
9529	–	–	1	–	–	1	–	–	1	–	–	–	–	–	–	–	–	–
9601	–	–	2	–	–	2	–	–	1	–	–	1	–	–	–	–	–	–
Ignorado	161	86	125	5	1	1	4	–	–	–	1	1	1	–	–	156	85	124

Fonte: DATAPREV, CAT, SUB.
Nota: Os dados são preliminares, estando sujeitos a correções.

Capítulo 5 - Roraima

5.2 - Quantidade de acidentes do trabalho, por situação do registro e motivo, segundo os grupos de idade e sexo, no estado de Roraima - 2014/2016

GRUPOS DE IDADE E SEXO	QUANTIDADE DE ACIDENTES DO TRABALHO																	
	Total			Com CAT Registrada												Sem CAT Registrada		
				Total			Motivo											
							Típico			Trajeto			Doença do Trabalho					
	2014	2015	2016	2014	2015	2016	2014	2015	2016	2014	2015	2016	2014	2015	2016	2014	2015	2016
TOTAL	**833**	**613**	**751**	**650**	**470**	**557**	**425**	**298**	**340**	**213**	**169**	**212**	**12**	**3**	**5**	**183**	**143**	**194**
Masculino	**584**	**439**	**544**	**473**	**353**	**419**	**325**	**229**	**268**	**140**	**123**	**148**	**8**	**1**	**3**	**111**	**86**	**125**
Feminino	**249**	**174**	**207**	**177**	**117**	**138**	**100**	**69**	**72**	**73**	**46**	**64**	**4**	**2**	**2**	**72**	**57**	**69**
Ignorado	**–**	**–**	**–**	**–**	**–**	**–**	**–**	**–**	**–**	**–**	**–**	**–**	**–**	**–**	**–**	**–**	**–**	**–**
Até 19 anos	16	8	10	11	7	9	6	3	4	5	4	5	–	–	–	5	1	1
Masculino	13	6	7	8	6	6	4	3	4	4	3	2	–	–	–	5	–	1
Feminino	3	2	3	3	1	3	2	–	–	1	1	3	–	–	–	–	1	–
Ignorado	–	–	–	–	–	–	–	–	–	–	–	–	–	–	–	–	–	–
20 a 24 anos	136	99	112	121	77	93	76	49	57	43	28	36	2	–	–	15	22	19
Masculino	94	77	82	85	61	69	57	42	43	26	19	26	2	–	–	9	16	13
Feminino	42	22	30	36	16	24	19	7	14	17	9	10	–	–	–	6	6	6
Ignorado	–	–	–	–	–	–	–	–	–	–	–	–	–	–	–	–	–	–
25 a 29 anos	166	121	147	130	107	114	87	61	70	43	46	43	–	–	1	36	14	33
Masculino	124	83	115	104	74	91	75	44	60	29	30	31	–	–	–	20	9	24
Feminino	42	38	32	26	33	23	12	17	10	14	16	12	–	–	1	16	5	9
Ignorado	–	–	–	–	–	–	–	–	–	–	–	–	–	–	–	–	–	–
30 a 34 anos	179	131	152	145	103	111	99	69	71	44	34	38	2	–	2	34	28	41
Masculino	123	89	106	104	76	79	75	54	54	27	22	24	2	–	1	19	13	27
Feminino	56	42	46	41	27	32	24	15	17	17	12	14	–	–	1	15	15	14
Ignorado	–	–	–	–	–	–	–	–	–	–	–	–	–	–	–	–	–	–
35 a 39 anos	118	82	114	92	67	84	60	41	55	31	25	29	1	1	–	26	15	30
Masculino	75	59	81	60	51	63	41	29	42	19	22	21	–	–	–	15	8	18
Feminino	43	23	33	32	16	21	19	12	13	12	3	8	1	1	–	11	7	12
Ignorado	–	–	–	–	–	–	–	–	–	–	–	–	–	–	–	–	–	–
40 a 44 anos	83	58	90	56	42	59	38	30	34	17	12	24	1	–	1	27	16	31
Masculino	56	40	58	37	32	42	26	22	26	11	10	15	–	–	1	19	8	16
Feminino	27	18	32	19	10	17	12	8	8	6	2	9	1	–	–	8	8	15
Ignorado	–	–	–	–	–	–	–	–	–	–	–	–	–	–	–	–	–	–
45 a 49 anos	48	47	54	40	27	35	24	19	22	13	7	13	3	1	–	8	20	19
Masculino	34	37	40	31	24	28	20	16	19	9	7	9	2	1	–	3	13	12
Feminino	14	10	14	9	3	7	4	3	3	4	–	4	1	–	–	5	7	7
Ignorado	–	–	–	–	–	–	–	–	–	–	–	–	–	–	–	–	–	–
50 a 54 anos	40	37	41	30	25	33	18	17	18	10	7	14	2	1	1	10	12	8
Masculino	24	24	30	19	15	25	10	11	13	8	4	11	1	–	1	5	9	5
Feminino	16	13	11	11	10	8	8	6	5	2	3	3	1	1	–	5	3	3
Ignorado	–	–	–	–	–	–	–	–	–	–	–	–	–	–	–	–	–	–
55 a 59 anos	28	19	13	16	9	7	10	5	3	5	4	4	1	–	–	12	10	6
Masculino	23	14	9	16	8	5	10	4	2	5	4	3	1	–	–	7	6	4
Feminino	5	5	4	–	1	2	–	1	1	–	–	1	–	–	–	5	4	2
Ignorado	–	–	–	–	–	–	–	–	–	–	–	–	–	–	–	–	–	–
60 a 64 anos	14	10	12	9	6	7	7	4	5	2	2	2	–	–	–	5	4	5
Masculino	13	9	10	9	6	6	7	4	4	2	2	2	–	–	–	4	3	4
Feminino	1	1	2	–	–	1	–	–	1	–	–	–	–	–	–	1	1	1
Ignorado	–	–	–	–	–	–	–	–	–	–	–	–	–	–	–	–	–	–
65 a 69 anos	3	1	6	–	–	5	–	–	1	–	–	4	–	–	–	3	1	1
Masculino	3	1	6	–	–	5	–	–	1	–	–	4	–	–	–	3	1	1
Feminino	–	–	–	–	–	–	–	–	–	–	–	–	–	–	–	–	–	–
Ignorado	–	–	–	–	–	–	–	–	–	–	–	–	–	–	–	–	–	–
70 anos e mais	2	–	–	–	–	–	–	–	–	–	–	–	–	–	–	2	–	–
Masculino	2	–	–	–	–	–	–	–	–	–	–	–	–	–	–	2	–	–
Feminino	–	–	–	–	–	–	–	–	–	–	–	–	–	–	–	–	–	–
Ignorado	–	–	–	–	–	–	–	–	–	–	–	–	–	–	–	–	–	–
Ignorada	–	–	–	–	–	–	–	–	–	–	–	–	–	–	–	–	–	–
Masculino	–	–	–	–	–	–	–	–	–	–	–	–	–	–	–	–	–	–
Feminino	–	–	–	–	–	–	–	–	–	–	–	–	–	–	–	–	–	–
Ignorado	–	–	–	–	–	–	–	–	–	–	–	–	–	–	–	–	–	–

Fonte: DATAPREV, CAT, SUB.
Nota: Os dados são preliminares, estando sujeitos a correções.

Capítulo 5 - Roraima

5.3 - Quantidade mensal de acidentes do trabalho, por situação do registro e motivo, no estado de Roraima - 2014/2016

MESES	QUANTIDADE DE ACIDENTES DO TRABALHO																	
	Total			Com CAT Registrada												Sem CAT Registrada		
				Total			Motivo											
							Típico			Trajeto			Doença do Trabalho					
	2014	2015	2016	2014	2015	2016	2014	2015	2016	2014	2015	2016	2014	2015	2016	2014	2015	2016
TOTAL	**833**	**613**	**751**	**650**	**470**	**557**	**425**	**298**	**340**	**213**	**169**	**212**	**12**	**3**	**5**	**183**	**143**	**194**
Janeiro	80	53	49	64	39	33	43	28	17	21	11	15	–	–	1	16	14	16
Fevereiro	58	45	53	45	37	39	29	22	28	15	15	11	1	–	–	13	8	14
Março	65	44	57	47	35	40	30	18	26	16	15	13	1	2	1	18	9	17
Abril	61	42	68	49	34	50	33	22	32	14	12	18	2	–	–	12	8	18
Maio	87	56	65	68	44	47	42	31	31	26	13	16	–	–	–	19	12	18
Junho	74	47	73	59	34	58	39	18	30	19	16	28	1	–	–	15	13	15
Julho	71	57	46	53	44	39	32	31	27	20	13	12	1	–	–	18	13	7
Agosto	70	49	71	55	36	57	37	22	38	18	14	19	–	–	–	15	13	14
Setembro	75	51	58	57	33	44	39	22	26	16	11	17	2	–	1	18	18	14
Outubro	63	54	69	50	42	54	34	27	30	14	15	24	2	–	–	13	12	15
Novembro	62	54	68	51	41	54	32	28	35	18	12	17	1	1	2	11	13	14
Dezembro	67	61	74	52	51	42	35	29	20	16	22	22	1	–	–	15	10	32

Fonte: DATAPREV, CAT, SUB.
Nota: Os dados são preliminares, estando sujeitos a correções.

DISTRIBUIÇÃO DE ACIDENTES DO TRABALHO, POR MOTIVO, NO ESTADO DE RORAIMA - 2016

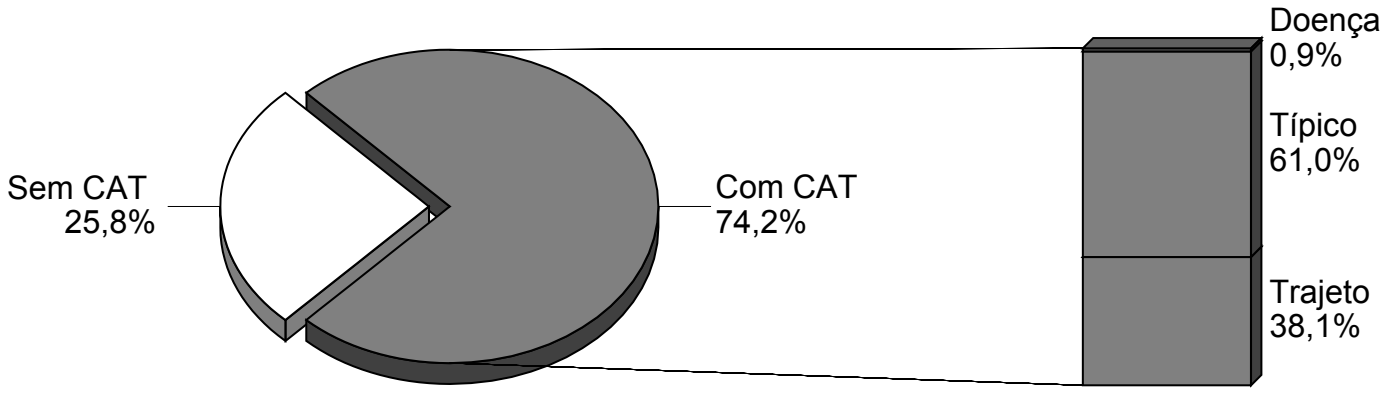

Fonte: DATAPREV, CAT, SUB.

Capítulo 6 - Pará

6.1 - Quantidade de acidentes do trabalho, por situação do registro e motivo, segundo a Classificação Nacional de Atividades Econômicas (CNAE), no estado do Pará - 2014/2016

(continua)

CNAE	QUANTIDADE DE ACIDENTES DO TRABALHO																	
	Total			Com CAT Registrada												Sem CAT Registrada		
				Total			Motivo											
							Típico			Trajeto			Doença do Trabalho					
	2014	2015	2016	2014	2015	2016	2014	2015	2016	2014	2015	2016	2014	2015	2016	2014	2015	2016
TOTAL	**12.927**	**11.337**	**9.521**	**10.076**	**9.147**	**7.694**	**8.192**	**7.429**	**6.056**	**1.741**	**1.566**	**1.501**	**143**	**152**	**137**	**2.851**	**2.190**	**1.827**
0111	19	9	6	2	8	6	2	8	4	–	–	2	–	–	–	17	1	–
0112	83	34	34	1	–	–	1	–	–	–	–	–	–	–	–	82	34	34
0113	2	1	–	–	–	–	–	–	–	–	–	–	–	–	–	2	1	–
0114	4	3	1	–	–	–	–	–	–	–	–	–	–	–	–	4	3	1
0115	5	3	5	5	3	5	2	3	5	3	–	–	–	–	–	–	–	–
0119	4	2	4	4	2	4	3	1	4	1	1	–	–	–	–	–	–	–
0121	1	–	1	–	–	1	–	–	1	–	–	–	–	–	–	1	–	–
0122	–	1	–	–	1	–	–	–	–	–	1	–	–	–	–	–	–	–
0131	–	1	2	–	1	2	–	1	2	–	–	–	–	–	–	–	–	–
0133	32	37	47	32	34	42	23	29	39	8	5	3	1	–	–	–	3	5
0139	642	848	446	641	827	437	616	809	420	23	16	15	2	2	2	1	21	9
0141	68	76	92	68	76	92	56	59	76	12	16	14	–	1	2	–	–	–
0142	9	15	1	9	14	1	8	13	1	1	1	–	–	–	–	–	1	–
0151	228	194	137	228	186	131	195	164	114	27	20	16	6	2	1	–	8	6
0152	1	–	1	1	–	1	1	–	1	–	–	–	–	–	–	–	–	–
0154	1	–	–	1	–	–	1	–	–	–	–	–	–	–	–	–	–	–
0155	56	51	45	56	49	38	52	41	33	4	8	5	–	–	–	–	2	7
0161	26	30	25	26	30	24	20	29	17	5	1	7	1	–	–	–	–	1
0162	4	8	11	4	8	11	4	7	9	–	1	2	–	–	–	–	–	–
0163	–	–	1	–	–	1	–	–	1	–	–	–	–	–	–	–	–	–
0210	35	28	25	35	28	25	35	26	24	–	2	1	–	–	–	–	–	–
0220	31	31	23	28	30	19	26	30	18	2	–	1	–	–	–	3	1	4
0230	51	17	21	51	15	21	44	11	18	7	4	3	–	–	–	–	2	–
0311	9	6	6	9	6	6	7	5	6	–	–	–	2	1	–	–	–	–
0321	–	–	1	–	–	1	–	–	–	–	–	–	–	–	1	–	–	–
0500	–	–	1	–	–	1	–	–	1	–	–	–	–	–	–	–	–	–
0600	1	–	–	1	–	–	1	–	–	–	–	–	–	–	–	–	–	–
0710	114	165	130	114	165	129	95	114	108	14	48	18	5	3	3	–	–	1
0721	51	14	12	51	13	12	49	11	12	1	1	–	1	1	–	–	1	–
0723	1	1	–	1	1	–	1	1	–	–	–	–	–	–	–	–	–	–
0724	28	11	9	28	9	8	26	7	7	2	2	1	–	–	–	–	2	1
0729	55	62	72	55	59	71	47	49	61	8	10	10	–	–	–	–	3	1
0810	16	12	18	16	12	18	15	9	17	1	3	–	–	–	1	–	–	–
0893	1	1	2	1	1	1	1	1	1	–	–	–	–	–	–	–	–	1
0899	1	1	1	1	1	1	1	–	1	–	1	–	–	–	–	–	–	–
0910	–	1	–	–	1	–	–	–	–	–	1	–	–	–	–	–	–	–
0990	–	1	2	–	1	2	–	1	2	–	–	–	–	–	–	–	–	–
1011	322	366	413	322	332	378	289	300	342	32	31	32	1	1	4	–	34	35
1012	12	6	12	9	5	10	6	3	8	3	2	2	–	–	–	3	1	2
1013	26	8	4	26	8	4	22	7	4	4	1	–	–	–	–	–	–	–
1020	29	34	23	29	30	21	27	27	20	2	3	1	–	–	–	–	4	2
1031	23	17	35	23	16	33	17	11	26	4	3	7	2	2	–	–	1	2
1032	2	2	–	2	2	–	1	–	–	1	2	–	–	–	–	–	–	–
1033	2	1	2	2	1	2	1	1	2	1	–	–	–	–	–	–	–	–
1041	42	121	156	42	118	153	33	104	143	9	14	10	–	–	–	–	3	3
1042	12	19	19	12	18	18	7	14	14	4	4	4	1	–	–	–	1	1
1051	2	3	2	2	3	2	1	1	1	1	1	1	–	1	–	–	–	–
1052	33	33	25	33	29	24	26	23	10	7	6	14	–	–	–	–	4	1
1053	1	2	10	1	2	10	1	2	6	–	–	4	–	–	–	–	–	–
1061	–	1	–	–	1	–	–	–	–	–	1	–	–	–	–	–	–	–
1062	13	45	31	13	39	30	13	32	27	–	7	3	–	–	–	–	6	1
1064	1	–	–	1	–	–	–	–	–	1	–	–	–	–	–	–	–	–
1066	3	2	6	3	2	6	3	2	3	–	–	2	–	–	1	–	–	–
1081	1	2	4	1	2	4	1	–	1	–	2	3	–	–	–	–	–	–
1091	9	13	8	9	13	7	4	10	6	5	2	1	–	1	–	–	–	1
1092	22	15	14	22	15	11	13	13	9	9	2	2	–	–	–	–	–	3
1093	–	1	1	–	1	1	–	1	1	–	–	–	–	–	–	–	–	–
1094	3	3	5	3	3	5	3	2	4	–	1	1	–	–	–	–	–	–
1095	4	6	5	4	4	5	2	2	4	1	2	–	1	–	1	–	2	–
1099	18	23	42	18	20	39	15	16	33	3	4	6	–	–	–	–	3	3
1111	1	2	1	–	–	1	–	–	–	–	–	1	–	–	–	1	2	–
1112	3	3	2	2	3	2	2	3	2	–	–	–	–	–	–	1	–	–
1113	25	27	19	23	26	17	20	23	15	3	3	2	–	–	–	2	1	2
1121	4	7	4	4	7	4	1	5	2	3	2	2	–	–	–	–	–	–

Capítulo 6 - Pará

6.1 - Quantidade de acidentes do trabalho, por situação do registro e motivo, segundo a Classificação Nacional de Atividades Econômicas (CNAE), no estado do Pará - 2014/2016

(continuação)

CNAE	QUANTIDADE DE ACIDENTES DO TRABALHO																	
	Total			Com CAT Registrada												Sem CAT Registrada		
				Total			Motivo											
							Típico			Trajeto			Doença do Trabalho					
	2014	2015	2016	2014	2015	2016	2014	2015	2016	2014	2015	2016	2014	2015	2016	2014	2015	2016
1122	76	65	29	76	64	29	71	60	26	4	4	3	1	–	–	–	1	–
1312	114	59	78	114	56	77	93	48	59	21	8	18	–	–	–	–	3	1
1321	1	2	–	–	–	–	–	–	–	–	–	–	–	–	–	1	2	–
1351	1	2	–	–	2	–	–	1	–	–	1	–	–	–	–	1	–	–
1413	1	–	2	1	–	2	–	–	2	1	–	–	–	–	–	–	–	–
1414	–	3	3	–	3	3	–	2	2	–	1	1	–	–	–	–	–	–
1421	–	1	–	–	1	–	–	1	–	–	–	–	–	–	–	–	–	–
1422	–	1	–	–	1	–	–	–	–	–	1	–	–	–	–	–	–	–
1510	18	19	13	18	17	10	18	15	7	–	2	3	–	–	–	–	2	3
1521	2	–	–	1	–	–	1	–	–	–	–	–	–	–	–	1	–	–
1531	3	1	2	3	1	2	3	1	2	–	–	–	–	–	–	–	–	–
1533	–	–	1	–	–	1	–	–	–	–	–	1	–	–	–	–	–	–
1610	240	187	104	235	175	94	216	157	84	18	15	8	1	3	2	5	12	10
1621	52	45	53	52	44	48	48	39	42	4	4	6	–	1	–	–	1	5
1622	2	12	6	2	11	5	1	10	5	1	1	–	–	–	–	–	1	1
1623	–	1	–	–	1	–	–	1	–	–	–	–	–	–	–	–	–	–
1629	7	6	4	7	6	4	4	5	2	3	1	2	–	–	–	–	–	–
1710	22	41	34	22	41	34	22	40	34	–	1	–	–	–	–	–	–	–
1721	38	100	54	36	100	54	35	95	51	1	5	3	–	–	–	2	–	–
1733	1	–	–	1	–	–	1	–	–	–	–	–	–	–	–	–	–	–
1741	1	1	–	–	–	–	–	–	–	–	–	–	–	–	–	1	1	–
1749	–	1	–	–	1	–	–	1	–	–	–	–	–	–	–	–	–	–
1812	4	1	–	–	–	–	–	–	–	–	–	–	–	–	–	4	1	–
1813	3	4	–	2	3	–	2	2	–	–	1	–	–	–	–	1	1	–
1821	–	–	1	–	–	1	–	–	–	–	–	1	–	–	–	–	–	–
1921	22	49	33	22	48	33	19	45	28	3	3	5	–	–	–	–	1	–
1931	22	15	13	20	12	11	13	12	10	7	–	1	–	–	–	2	3	2
1932	1	–	–	–	–	–	–	–	–	–	–	–	–	–	–	1	–	–
2012	1	–	–	1	–	–	1	–	–	–	–	–	–	–	–	–	–	–
2013	3	4	5	3	4	5	3	4	4	–	–	1	–	–	–	–	–	–
2014	3	–	–	3	–	–	3	–	–	–	–	–	–	–	–	–	–	–
2021	5	1	1	–	–	–	–	–	–	–	–	–	–	–	–	5	1	1
2029	2	–	–	–	–	–	–	–	–	–	–	–	–	–	–	2	–	–
2040	2	–	–	–	–	–	–	–	–	–	–	–	–	–	–	2	–	–
2061	4	3	1	4	3	1	4	1	–	–	2	1	–	–	–	–	–	–
2062	9	7	1	9	6	1	7	4	1	2	2	–	–	–	–	–	1	–
2063	12	18	10	12	14	8	8	11	5	4	2	3	–	1	–	–	4	2
2071	2	5	6	2	4	6	–	3	6	2	1	–	–	–	–	–	1	–
2091	1	1	–	–	1	–	–	–	–	–	1	–	–	–	–	1	–	–
2092	2	4	4	2	4	4	2	4	4	–	–	–	–	–	–	–	–	–
2099	–	6	1	–	6	1	–	5	1	–	1	–	–	–	–	–	–	–
2110	–	1	–	–	–	–	–	–	–	–	–	–	–	–	–	–	1	–
2121	1	1	1	–	1	1	–	1	–	–	–	1	–	–	–	1	–	–
2122	2	–	1	2	–	1	2	–	–	–	–	1	–	–	–	–	–	–
2211	1	–	–	–	–	–	–	–	–	–	–	–	–	–	–	1	–	–
2212	4	10	7	4	9	6	4	9	6	–	–	–	–	–	–	–	1	1
2219	42	13	2	1	4	1	1	4	1	–	–	–	–	–	–	41	9	1
2221	–	1	–	–	1	–	–	1	–	–	–	–	–	–	–	–	–	–
2222	16	19	9	15	19	9	13	18	8	2	1	1	–	–	–	1	–	–
2223	6	7	7	6	7	5	6	6	4	–	1	1	–	–	–	–	–	2
2229	1	4	3	1	3	3	1	3	1	–	–	2	–	–	–	–	1	–
2311	5	2	7	4	2	7	4	2	5	–	–	2	–	–	–	1	–	–
2319	1	–	–	1	–	–	1	–	–	–	–	–	–	–	–	–	–	–
2320	44	43	16	42	43	16	39	40	14	3	2	2	–	1	–	2	–	–
2330	49	53	41	49	49	32	46	44	25	3	3	5	–	2	2	–	4	9
2342	32	38	28	32	33	25	27	26	22	5	7	3	–	–	–	–	5	3
2391	5	1	6	5	1	6	5	1	6	–	–	–	–	–	–	–	–	–
2399	–	1	1	–	1	1	–	1	–	–	–	1	–	–	–	–	–	–
2411	26	8	–	26	7	–	23	7	–	3	–	–	–	–	–	–	1	–
2412	–	–	1	–	–	1	–	–	1	–	–	–	–	–	–	–	–	–
2422	7	–	1	–	–	1	–	–	1	–	–	–	–	–	–	7	–	–
2423	9	15	15	9	15	15	8	14	14	1	1	1	–	–	–	–	–	–
2441	93	104	79	93	98	78	85	89	75	7	9	2	1	–	1	–	6	1
2449	3	10	4	3	7	4	2	5	4	1	1	–	–	1	–	–	3	–
2452	–	1	–	–	–	–	–	–	–	–	–	–	–	–	–	–	1	–

Capítulo 6 - Pará

6.1 - Quantidade de acidentes do trabalho, por situação do registro e motivo, segundo a Classificação Nacional de Atividades Econômicas (CNAE), no estado do Pará - 2014/2016

(continuação)

CNAE	QUANTIDADE DE ACIDENTES DO TRABALHO																	
	Total			Com CAT Registrada												Sem CAT Registrada		
				Total			Motivo											
							Típico			Trajeto			Doença do Trabalho					
	2014	2015	2016	2014	2015	2016	2014	2015	2016	2014	2015	2016	2014	2015	2016	2014	2015	2016
2511	18	10	13	15	10	12	12	10	11	2	–	1	1	–	–	3	–	1
2512	4	1	2	3	1	2	3	1	1	–	–	1	–	–	–	1	–	–
2513	9	2	–	9	2	–	9	2	–	–	–	–	–	–	–	–	–	–
2521	2	–	–	2	–	–	1	–	–	1	–	–	–	–	–	–	–	–
2522	2	–	–	1	–	–	1	–	–	–	–	–	–	–	–	1	–	–
2539	13	10	11	13	2	3	12	2	3	1	–	–	–	–	–	–	8	8
2542	1	2	2	1	2	2	–	2	2	1	–	–	–	–	–	–	–	–
2550	–	–	1	–	–	1	–	–	1	–	–	–	–	–	–	–	–	–
2592	2	3	1	2	3	1	2	2	1	–	1	–	–	–	–	–	–	–
2593	3	2	3	3	2	3	3	2	2	–	–	1	–	–	–	–	–	–
2599	4	14	3	4	14	3	4	2	–	–	12	3	–	–	–	–	–	–
2660	–	–	1	–	–	1	–	–	–	–	–	1	–	–	–	–	–	–
2710	–	–	2	–	–	2	–	–	2	–	–	–	–	–	–	–	–	–
2731	–	1	1	–	–	1	–	–	–	–	–	1	–	–	–	–	1	–
2733	5	4	5	5	4	5	5	4	5	–	–	–	–	–	–	–	–	–
2759	1	–	–	1	–	–	–	–	–	1	–	–	–	–	–	–	–	–
2811	5	1	–	4	1	–	4	1	–	–	–	–	–	–	–	1	–	–
2812	2	–	3	1	–	3	1	–	3	–	–	–	–	–	–	1	–	–
2813	1	1	–	1	–	–	1	–	–	–	–	–	–	–	–	–	1	–
2814	–	–	1	–	–	1	–	–	–	–	–	1	–	–	–	–	–	–
2821	–	1	–	–	1	–	–	1	–	–	–	–	–	–	–	–	–	–
2822	2	3	6	2	3	5	–	2	4	2	1	1	–	–	–	–	–	1
2823	–	1	1	–	1	1	–	1	1	–	–	–	–	–	–	–	–	–
2825	–	2	–	–	2	–	–	2	–	–	–	–	–	–	–	–	–	–
2829	5	2	4	5	2	4	5	2	2	–	–	2	–	–	–	–	–	–
2831	2	9	3	2	9	3	2	9	3	–	–	–	–	–	–	–	–	–
2833	–	2	–	–	2	–	–	2	–	–	–	–	–	–	–	–	–	–
2840	1	–	–	1	–	–	1	–	–	–	–	–	–	–	–	–	–	–
2852	–	–	4	–	–	3	–	–	3	–	–	–	–	–	–	–	–	1
2853	5	1	1	5	1	–	5	1	–	–	–	–	–	–	–	–	–	1
2854	–	2	1	–	2	1	–	2	1	–	–	–	–	–	–	–	–	–
2862	–	1	2	–	1	2	–	1	2	–	–	–	–	–	–	–	–	–
2869	2	1	–	2	1	–	1	–	–	1	1	–	–	–	–	–	–	–
2910	–	1	–	–	–	–	–	–	–	–	–	–	–	–	–	–	1	–
2930	10	1	2	10	1	2	10	1	–	–	–	1	–	–	1	–	–	–
2941	–	–	1	–	–	–	–	–	–	–	–	–	–	–	–	–	–	1
2950	1	–	1	1	–	1	1	–	1	–	–	–	–	–	–	–	–	–
3011	33	33	21	33	24	19	31	21	17	2	3	2	–	–	–	–	9	2
3012	1	–	–	1	–	–	1	–	–	–	–	–	–	–	–	–	–	–
3101	35	25	24	35	23	23	30	21	23	5	2	–	–	–	–	–	2	1
3103	2	–	–	2	–	–	2	–	–	–	–	–	–	–	–	–	–	–
3104	8	12	7	8	11	6	6	9	6	2	2	–	–	–	–	–	1	1
3211	–	–	1	–	–	1	–	–	1	–	–	–	–	–	–	–	–	–
3230	1	1	–	–	–	–	–	–	–	–	–	–	–	–	–	1	1	–
3250	2	3	1	2	2	1	–	1	–	2	1	1	–	–	–	–	1	–
3291	5	–	–	2	–	–	2	–	–	–	–	–	–	–	–	3	–	–
3299	2	1	1	2	1	1	1	–	1	1	1	–	–	–	–	–	–	–
3311	4	2	2	4	2	2	4	2	2	–	–	–	–	–	–	–	–	–
3312	12	–	–	12	–	–	6	–	–	2	–	–	4	–	–	–	–	–
3313	1	1	–	1	1	–	–	1	–	1	–	–	–	–	–	–	–	–
3314	5	18	17	5	18	17	4	16	14	1	2	3	–	–	–	–	–	–
3317	2	1	2	2	1	2	1	1	2	1	–	–	–	–	–	–	–	–
3319	1	1	1	1	1	1	–	1	1	1	–	–	–	–	–	–	–	–
3321	14	31	13	14	30	13	11	29	11	3	1	2	–	–	–	–	1	–
3329	1	–	–	1	–	–	1	–	–	–	–	–	–	–	–	–	–	–
3511	29	17	19	29	16	18	21	15	16	7	–	2	1	1	–	–	1	1
3512	1	3	5	1	3	5	–	2	3	1	1	1	–	–	1	–	–	–
3514	51	52	39	51	52	39	39	31	24	8	9	7	4	12	8	–	–	–
3530	–	1	–	–	1	–	–	–	–	–	1	–	–	–	–	–	–	–
3600	23	26	21	23	25	21	17	21	18	6	4	2	–	–	1	–	1	–
3702	6	7	7	6	2	4	6	2	4	–	–	–	–	–	–	–	5	3
3811	18	29	29	18	17	22	15	15	22	3	1	–	–	1	–	–	12	7
3812	7	1	–	7	1	–	6	1	–	1	–	–	–	–	–	–	–	–
3821	4	1	–	4	1	–	4	1	–	–	–	–	–	–	–	–	–	–
3822	11	8	5	11	8	4	10	8	3	1	–	1	–	–	–	–	–	1

Capítulo 6 - Pará

6.1 - Quantidade de acidentes do trabalho, por situação do registro e motivo, segundo a Classificação Nacional de Atividades Econômicas (CNAE), no estado do Pará - 2014/2016

(continuação)

CNAE	QUANTIDADE DE ACIDENTES DO TRABALHO																	
	Total			Com CAT Registrada												Sem CAT Registrada		
				Total			Motivo											
							Típico			Trajeto			Doença do Trabalho					
	2014	2015	2016	2014	2015	2016	2014	2015	2016	2014	2015	2016	2014	2015	2016	2014	2015	2016
3832	–	–	3	–	–	3	–	–	3	–	–	–	–	–	–	–	–	–
3839	2	3	1	2	3	1	2	3	1	–	–	–	–	–	–	–	–	–
4110	107	111	67	107	107	61	97	97	57	10	9	4	–	1	–	–	4	6
4120	620	491	350	608	445	327	526	379	258	73	62	61	9	4	8	12	46	23
4211	185	105	63	185	99	53	160	85	45	21	13	7	4	1	1	–	6	10
4212	24	30	15	23	26	15	21	23	14	2	3	1	–	–	–	1	4	–
4213	8	12	8	8	12	8	8	12	7	–	–	1	–	–	–	–	–	–
4221	1.285	667	374	1.263	649	361	1.128	615	332	134	33	27	1	1	2	22	18	13
4222	1	6	1	1	6	1	1	4	1	–	2	–	–	–	–	–	–	–
4223	–	2	–	–	2	–	–	2	–	–	–	–	–	–	–	–	–	–
4291	2	–	2	2	–	1	1	–	1	1	–	–	–	–	–	–	–	1
4292	124	139	180	124	127	149	119	103	135	5	24	14	–	–	–	–	12	31
4299	63	30	11	63	26	8	52	23	5	10	3	3	1	–	–	–	4	3
4312	3	4	7	3	3	6	3	2	6	–	1	–	–	–	–	–	1	1
4313	81	77	60	81	66	53	70	57	47	11	9	5	–	–	1	–	11	7
4321	93	86	72	93	73	64	64	61	52	29	12	11	–	–	1	–	13	8
4322	8	8	6	8	8	6	8	7	1	–	1	4	–	–	1	–	–	–
4329	30	20	17	30	10	9	25	8	8	5	2	1	–	–	–	–	10	8
4330	5	9	8	5	9	8	4	6	8	1	3	–	–	–	–	–	–	–
4391	32	10	6	32	10	6	30	9	5	2	1	–	–	–	1	–	–	–
4399	51	20	16	51	20	16	45	15	12	6	5	3	–	–	1	–	–	–
4511	49	44	47	49	44	47	36	31	25	11	13	22	2	–	–	–	–	–
4512	2	1	–	–	1	–	–	1	–	–	–	–	–	–	–	2	–	–
4520	38	10	21	38	10	21	28	6	14	8	4	6	2	–	1	–	–	–
4530	49	52	54	49	49	53	35	32	31	14	16	22	–	1	–	–	3	1
4541	31	36	30	20	23	18	8	10	5	12	13	13	–	–	–	11	13	12
4543	1	1	–	–	1	–	–	–	–	–	1	–	–	–	–	1	–	–
4616	–	1	–	–	1	–	–	1	–	–	–	–	–	–	–	–	–	–
4617	2	–	–	2	–	–	2	–	–	–	–	–	–	–	–	–	–	–
4619	3	7	7	3	7	6	3	5	3	–	2	3	–	–	–	–	–	1
4622	–	1	3	–	1	2	–	–	2	–	1	–	–	–	–	–	–	1
4623	12	14	13	12	12	13	8	7	8	4	5	5	–	–	–	–	2	–
4631	1	1	1	1	1	1	–	1	–	–	–	1	1	–	–	–	–	–
4632	9	9	3	9	7	2	3	3	1	5	3	1	1	1	–	–	2	1
4633	14	9	6	14	8	5	7	5	4	7	3	1	–	–	–	–	1	1
4634	5	4	6	5	2	5	3	2	5	1	–	–	1	–	–	–	2	1
4635	78	97	83	78	90	77	58	55	46	20	33	28	–	2	3	–	7	6
4636	2	–	–	2	–	–	–	–	–	2	–	–	–	–	–	–	–	–
4637	5	8	17	5	8	17	5	7	12	–	1	5	–	–	–	–	–	–
4639	64	52	67	64	46	62	38	23	35	25	21	25	1	2	2	–	6	5
4641	3	1	5	3	1	5	–	–	2	2	1	3	1	–	–	–	–	–
4642	–	2	2	–	2	2	–	–	–	–	2	1	–	–	1	–	–	–
4644	44	34	31	44	34	31	27	22	17	17	12	14	–	–	–	–	–	–
4645	–	1	2	–	–	2	–	–	1	–	–	1	–	–	–	–	1	–
4646	14	18	17	14	17	17	4	6	6	10	11	11	–	–	–	–	1	–
4647	–	1	–	–	1	–	–	1	–	–	–	–	–	–	–	–	–	–
4649	6	4	7	6	4	7	5	2	5	–	2	2	1	–	–	–	–	–
4651	–	–	2	–	–	2	–	–	–	–	–	2	–	–	–	–	–	–
4652	–	1	1	–	1	1	–	1	–	–	–	1	–	–	–	–	–	–
4661	7	13	6	7	13	6	4	12	3	3	1	3	–	–	–	–	–	–
4662	24	27	21	24	26	19	19	20	14	5	6	5	–	–	–	–	1	2
4663	8	3	3	8	3	3	7	3	3	1	–	–	–	–	–	–	–	–
4664	–	–	1	–	–	1	–	–	–	–	–	1	–	–	–	–	–	–
4665	1	–	1	1	–	1	1	–	–	–	–	1	–	–	–	–	–	–
4669	4	1	2	4	1	2	–	1	1	4	–	1	–	–	–	–	–	–
4671	9	15	1	9	12	1	9	10	1	–	1	–	–	1	–	–	3	–
4672	7	4	3	7	4	3	7	4	3	–	–	–	–	–	–	–	–	–
4673	2	2	–	2	2	–	1	2	–	1	–	–	–	–	–	–	–	–
4674	5	5	2	5	3	1	5	1	1	–	1	–	–	1	–	–	2	1
4679	22	23	14	22	23	13	18	17	9	4	6	4	–	–	–	–	–	1
4681	6	6	–	6	6	–	5	4	–	1	2	–	–	–	–	–	–	–
4682	10	7	6	10	7	6	8	4	6	2	3	–	–	–	–	–	–	–
4683	1	4	2	1	3	2	–	2	1	1	1	1	–	–	–	–	1	–
4684	1	1	–	1	1	–	–	–	–	1	1	–	–	–	–	–	–	–
4686	2	–	–	2	–	–	1	–	–	1	–	–	–	–	–	–	–	–

Capítulo 6 - Pará

6.1 - Quantidade de acidentes do trabalho, por situação do registro e motivo, segundo a Classificação Nacional de Atividades Econômicas (CNAE), no estado do Pará - 2014/2016

(continuação)

CNAE	QUANTIDADE DE ACIDENTES DO TRABALHO																	
	Total			Com CAT Registrada												Sem CAT Registrada		
				Total			Motivo											
							Típico			Trajeto			Doença do Trabalho					
	2014	2015	2016	2014	2015	2016	2014	2015	2016	2014	2015	2016	2014	2015	2016	2014	2015	2016
4687	2	1	5	2	1	5	1	1	4	1	–	1	–	–	–	–	–	–
4689	5	3	2	5	3	2	3	2	–	2	1	2	–	–	–	–	–	–
4691	8	10	6	8	10	5	8	6	4	–	4	1	–	–	–	–	–	1
4693	4	6	2	4	6	1	3	5	1	1	1	–	–	–	–	–	–	1
4711	349	409	388	349	388	364	262	313	282	83	72	77	4	3	5	–	21	24
4712	19	26	25	19	25	25	14	13	15	5	12	9	–	–	1	–	1	–
4713	22	25	17	22	24	17	14	15	12	8	9	5	–	–	–	–	1	–
4721	11	6	12	11	6	12	7	4	7	4	2	5	–	–	–	–	–	–
4722	8	15	22	8	14	22	3	14	17	3	–	5	2	–	–	–	1	–
4723	4	3	3	4	3	3	1	1	2	3	2	1	–	–	–	–	–	–
4724	2	3	–	2	3	–	–	1	–	2	2	–	–	–	–	–	–	–
4729	22	8	11	22	7	11	13	3	5	9	4	6	–	–	–	–	1	–
4731	31	24	20	31	22	20	16	6	10	15	16	10	–	–	–	–	2	–
4732	–	–	1	–	–	1	–	–	1	–	–	–	–	–	–	–	–	–
4741	3	–	2	3	–	2	2	–	1	1	–	1	–	–	–	–	–	–
4742	6	4	2	6	4	2	6	3	1	–	1	1	–	–	–	–	–	–
4743	2	2	5	2	2	5	2	1	2	–	1	2	–	–	1	–	–	–
4744	63	59	61	63	54	60	46	29	37	15	23	22	2	2	1	–	5	1
4751	11	9	8	11	9	8	4	3	7	7	6	1	–	–	–	–	–	–
4752	4	8	–	4	8	–	3	–	–	1	8	–	–	–	–	–	–	–
4753	12	6	9	12	6	9	5	1	4	7	5	4	–	–	1	–	–	–
4754	108	120	83	108	104	77	81	80	55	27	23	22	–	1	–	–	16	6
4755	6	2	5	6	2	5	2	1	5	3	1	–	1	–	–	–	–	–
4756	1	–	–	1	–	–	1	–	–	–	–	–	–	–	–	–	–	–
4757	2	–	–	2	–	–	1	–	–	1	–	–	–	–	–	–	–	–
4759	2	4	–	2	4	–	1	4	–	1	–	–	–	–	–	–	–	–
4761	3	4	2	3	4	2	–	2	1	3	1	1	–	1	–	–	–	–
4763	7	4	6	7	4	6	2	2	1	5	2	5	–	–	–	–	–	–
4771	35	35	48	35	34	48	12	14	13	22	20	34	1	–	1	–	1	–
4772	1	1	4	1	1	4	–	–	2	1	1	2	–	–	–	–	–	–
4773	–	1	–	–	1	–	–	–	–	–	1	–	–	–	–	–	–	–
4774	3	3	1	3	3	1	1	1	–	2	2	1	–	–	–	–	–	–
4781	35	36	34	35	33	34	27	17	14	7	14	19	1	2	1	–	3	–
4782	6	4	3	6	4	3	3	2	1	3	2	2	–	–	–	–	–	–
4783	1	–	1	1	–	1	–	–	1	1	–	–	–	–	–	–	–	–
4784	18	10	13	18	9	13	11	3	10	7	4	2	–	2	1	–	1	–
4785	1	–	–	1	–	–	1	–	–	–	–	–	–	–	–	–	–	–
4789	22	17	16	22	17	15	9	12	5	13	5	8	–	–	2	–	–	1
4911	5	3	2	5	3	2	2	1	1	3	2	1	–	–	–	–	–	–
4921	78	73	48	78	63	38	51	31	18	18	22	16	9	10	4	–	10	10
4922	32	13	10	32	13	8	22	9	4	10	4	4	–	–	–	–	–	2
4923	4	1	–	4	1	–	2	–	–	2	1	–	–	–	–	–	–	–
4924	1	1	–	1	1	–	–	–	–	1	1	–	–	–	–	–	–	–
4929	13	11	6	13	8	5	6	3	3	7	5	2	–	–	–	–	3	1
4930	194	216	178	194	201	163	140	148	118	53	51	36	1	2	9	–	15	15
4940	2	–	2	2	–	2	2	–	1	–	–	1	–	–	–	–	–	–
5011	–	1	1	–	–	1	–	–	1	–	–	–	–	–	–	–	1	–
5021	32	37	36	32	34	34	27	31	30	5	3	4	–	–	–	–	3	2
5022	2	3	7	2	3	7	2	2	6	–	1	1	–	–	–	–	–	–
5030	6	9	5	4	3	3	3	2	3	1	1	–	–	–	–	2	6	2
5091	6	6	3	6	5	3	5	5	2	–	–	1	1	–	–	–	1	–
5111	17	5	7	7	4	6	5	2	3	2	2	3	–	–	–	10	1	1
5112	1	2	–	–	2	–	–	1	–	–	1	–	–	–	–	1	–	–
5120	2	3	1	2	3	1	2	2	1	–	1	–	–	–	–	–	–	–
5211	7	5	6	6	3	4	4	2	3	2	1	1	–	–	–	1	2	2
5212	10	10	5	4	5	2	2	1	2	2	4	–	–	–	–	6	5	3
5221	–	1	–	–	–	–	–	–	–	–	–	–	–	–	–	–	1	–
5222	1	–	–	1	–	–	–	–	–	1	–	–	–	–	–	–	–	–
5223	–	–	3	–	–	3	–	–	2	–	–	1	–	–	–	–	–	–
5229	1	–	3	1	–	3	1	–	1	–	–	2	–	–	–	–	–	–
5231	27	54	68	27	53	63	18	45	49	9	8	14	–	–	–	–	1	5
5232	–	1	–	–	–	–	–	–	–	–	–	–	–	–	–	–	1	–
5239	3	–	2	3	–	2	3	–	2	–	–	–	–	–	–	–	–	–
5240	21	17	12	21	17	12	16	13	9	5	3	3	–	1	–	–	–	–
5250	18	19	22	18	18	20	9	11	2	9	7	18	–	–	–	–	1	2

Capítulo 6 - Pará

6.1 - Quantidade de acidentes do trabalho, por situação do registro e motivo, segundo a Classificação Nacional de Atividades Econômicas (CNAE), no estado do Pará - 2014/2016

(continuação)

CNAE	QUANTIDADE DE ACIDENTES DO TRABALHO																	
	Total			Com CAT Registrada												Sem CAT Registrada		
				Total			Motivo											
							Típico			Trajeto			Doença do Trabalho					
	2014	2015	2016	2014	2015	2016	2014	2015	2016	2014	2015	2016	2014	2015	2016	2014	2015	2016
5310	142	193	205	142	192	204	129	165	179	10	25	21	3	2	4	–	1	1
5320	2	4	2	2	4	2	1	3	1	–	1	–	1	–	1	–	–	–
5510	35	28	29	35	27	28	25	21	19	8	6	9	2	–	–	–	1	1
5590	–	1	–	–	1	–	–	1	–	–	–	–	–	–	–	–	–	–
5611	67	61	47	67	57	44	46	37	29	20	17	13	1	3	2	–	4	3
5620	73	56	38	73	47	29	57	34	20	15	13	7	1	–	2	–	9	9
5812	1	3	4	1	3	3	–	2	1	–	1	2	1	–	–	–	–	1
5821	2	–	–	2	–	–	2	–	–	–	–	–	–	–	–	–	–	–
5822	1	4	4	1	4	4	1	2	3	–	2	1	–	–	–	–	–	–
5823	–	1	–	–	1	–	–	–	–	–	1	–	–	–	–	–	–	–
5914	–	1	–	–	1	–	–	–	–	–	1	–	–	–	–	–	–	–
6010	3	1	6	2	1	6	1	–	3	–	1	3	1	–	–	1	–	–
6021	6	11	7	6	10	7	2	5	4	4	5	3	–	–	–	–	1	–
6110	6	2	4	6	1	4	4	–	3	1	1	1	1	–	–	–	1	–
6120	6	2	–	6	2	–	5	2	–	1	–	–	–	–	–	–	–	–
6130	1	–	–	1	–	–	1	–	–	–	–	–	–	–	–	–	–	–
6141	1	1	–	1	1	–	1	1	–	–	–	–	–	–	–	–	–	–
6190	6	13	8	6	12	7	4	9	3	2	3	4	–	–	–	–	1	1
6201	21	7	–	–	–	–	–	–	–	–	–	–	–	–	–	21	7	–
6203	–	–	1	–	–	1	–	–	1	–	–	–	–	–	–	–	–	–
6204	3	3	1	3	3	1	1	–	–	2	3	1	–	–	–	–	–	–
6209	6	6	9	6	4	8	5	1	3	1	3	3	–	–	2	–	2	1
6311	2	3	9	2	2	9	1	2	4	1	–	5	–	–	–	–	1	–
6319	–	–	1	–	–	1	–	–	1	–	–	–	–	–	–	–	–	–
6410	–	–	1	–	–	1	–	–	1	–	–	–	–	–	–	–	–	–
6421	27	51	35	27	48	33	16	26	25	8	17	5	3	5	3	–	3	2
6422	58	82	62	58	79	58	30	46	34	10	14	8	18	19	16	–	3	4
6423	3	7	9	3	7	9	3	4	8	–	2	–	–	1	1	–	–	–
6424	2	–	–	2	–	–	1	–	–	1	–	–	–	–	–	–	–	–
6435	1	–	–	–	–	–	–	–	–	–	–	–	–	–	–	1	–	–
6462	1	1	2	1	1	2	1	1	2	–	–	–	–	–	–	–	–	–
6463	2	1	–	2	1	–	2	1	–	–	–	–	–	–	–	–	–	–
6491	2	4	1	2	4	1	–	3	1	2	1	–	–	–	–	–	–	–
6493	1	1	–	1	1	–	–	–	–	1	1	–	–	–	–	–	–	–
6511	1	–	–	1	–	–	–	–	–	1	–	–	–	–	–	–	–	–
6512	1	–	–	1	–	–	1	–	–	–	–	–	–	–	–	–	–	–
6550	2	8	9	2	6	9	1	2	6	1	4	3	–	–	–	–	2	–
6613	2	–	1	–	–	1	–	–	1	–	–	–	–	–	–	2	–	–
6619	2	–	1	2	–	1	1	–	1	1	–	–	–	–	–	–	–	–
6621	2	1	–	–	–	–	–	–	–	–	–	–	–	–	–	2	1	–
6622	1	–	1	1	–	1	–	–	–	1	–	1	–	–	–	–	–	–
6630	2	–	–	–	–	–	–	–	–	–	–	–	–	–	–	2	–	–
6810	24	19	23	24	18	23	13	15	21	11	3	2	–	–	–	–	1	–
6821	4	6	–	4	6	–	–	3	–	4	3	–	–	–	–	–	–	–
6822	4	14	16	4	13	12	4	10	8	–	3	4	–	–	–	–	1	4
6911	–	1	1	–	1	1	–	1	1	–	–	–	–	–	–	–	–	–
6912	2	2	–	2	2	–	–	1	–	2	1	–	–	–	–	–	–	–
6920	10	14	11	10	13	11	4	4	1	6	9	10	–	–	–	–	1	–
7010	–	–	1	–	–	–	–	–	–	–	–	–	–	–	–	–	–	1
7020	6	10	7	6	10	7	6	9	2	–	1	5	–	–	–	–	–	–
7111	4	4	7	4	2	7	4	2	5	–	–	2	–	–	–	–	2	–
7112	105	62	63	105	51	50	93	46	46	12	5	3	–	–	1	–	11	13
7119	11	7	7	11	6	7	9	6	7	1	–	–	1	–	–	–	1	–
7120	2	1	1	2	1	1	–	1	–	2	–	1	–	–	–	–	–	–
7210	5	8	10	5	8	10	4	7	9	1	1	1	–	–	–	–	–	–
7220	4	4	7	3	2	6	1	–	5	2	1	1	–	1	–	1	2	1
7312	–	–	1	–	–	1	–	–	–	–	–	1	–	–	–	–	–	–
7319	1	4	2	1	4	1	–	–	1	1	4	–	–	–	–	–	–	1
7320	1	–	–	1	–	–	1	–	–	–	–	–	–	–	–	–	–	–
7410	1	–	2	1	–	2	–	–	2	1	–	–	–	–	–	–	–	–
7420	4	3	1	–	3	1	–	3	–	–	–	1	–	–	–	4	–	–
7490	20	18	9	20	16	8	19	11	6	1	5	2	–	–	–	–	2	1
7500	–	1	–	–	1	–	–	1	–	–	–	–	–	–	–	–	–	–
7711	8	5	11	8	5	11	4	4	7	4	1	4	–	–	–	–	–	–
7719	1	2	–	1	1	–	1	1	–	–	–	–	–	–	–	–	1	–

Capítulo 6 - Pará

6.1 - Quantidade de acidentes do trabalho, por situação do registro e motivo, segundo a Classificação Nacional de Atividades Econômicas (CNAE), no estado do Pará - 2014/2016

(conclusão)

CNAE	QUANTIDADE DE ACIDENTES DO TRABALHO																	
	Total			Com CAT Registrada												Sem CAT Registrada		
				Total			Motivo											
							Típico			Trajeto			Doença do Trabalho					
	2014	2015	2016	2014	2015	2016	2014	2015	2016	2014	2015	2016	2014	2015	2016	2014	2015	2016
7721	–	1	1	–	1	1	–	1	–	–	–	1	–	–	–	–	–	–
7729	–	1	1	–	1	1	–	1	1	–	–	–	–	–	–	–	–	–
7731	1	–	1	1	–	1	–	–	1	1	–	–	–	–	–	–	–	–
7732	5	12	9	5	11	7	4	9	6	1	2	1	–	–	–	–	1	2
7733	1	1	1	–	1	1	–	–	1	–	1	–	–	–	–	1	–	–
7739	14	15	13	14	15	13	9	13	6	4	2	7	1	–	–	–	–	–
7740	1	–	–	1	–	–	–	–	–	1	–	–	–	–	–	–	–	–
7810	–	1	–	–	–	–	–	–	–	–	–	–	–	–	–	–	1	–
7820	30	29	31	30	24	25	27	20	12	3	4	10	–	–	3	–	5	6
7830	8	8	13	8	5	12	2	2	10	6	3	2	–	–	–	–	3	1
7911	3	3	–	3	3	–	2	2	–	1	1	–	–	–	–	–	–	–
7912	–	1	–	–	1	–	–	–	–	–	1	–	–	–	–	–	–	–
8011	63	52	49	63	46	36	12	7	8	50	38	28	1	1	–	–	6	13
8012	39	48	51	38	42	42	20	25	23	16	16	18	2	1	1	1	6	9
8020	8	14	12	8	14	12	6	7	6	2	6	6	–	1	–	–	–	–
8030	1	33	15	–	–	–	–	–	–	–	–	–	–	–	–	1	33	15
8111	8	6	4	8	6	3	2	1	1	5	3	2	1	2	–	–	–	1
8112	32	21	23	32	18	23	24	10	15	7	6	7	1	2	1	–	3	–
8121	81	70	55	81	51	42	56	30	18	23	17	23	2	4	1	–	19	13
8122	2	–	2	2	–	2	1	–	2	1	–	–	–	–	–	–	–	–
8129	5	17	21	5	14	19	5	10	16	–	4	3	–	–	–	–	3	2
8130	1	1	1	1	1	1	–	–	1	1	1	–	–	–	–	–	–	–
8211	12	17	21	12	17	20	11	7	10	1	4	5	–	6	5	–	–	1
8219	3	2	–	3	1	–	1	–	–	2	1	–	–	–	–	–	1	–
8220	17	4	7	16	4	7	15	2	5	1	2	2	–	–	–	1	–	–
8230	2	4	2	2	3	2	1	3	2	1	–	–	–	–	–	–	1	–
8291	5	5	3	4	3	3	–	–	–	4	2	3	–	1	–	1	2	–
8292	1	1	–	1	1	–	1	1	–	–	–	–	–	–	–	–	–	–
8299	37	9	10	37	8	8	23	5	2	12	2	5	2	1	1	–	1	2
8411	74	129	77	74	80	46	45	50	29	28	21	16	1	9	1	–	49	31
8412	2	–	2	2	–	2	2	–	2	–	–	–	–	–	–	–	–	–
8422	16	12	9	16	12	9	16	11	9	–	1	–	–	–	–	–	–	–
8424	15	59	40	15	59	40	10	54	32	4	5	7	1	–	1	–	–	–
8430	1	4	4	1	2	1	1	1	1	–	1	–	–	–	–	–	2	3
8511	42	41	16	3	3	6	–	3	4	1	–	2	2	–	–	39	38	10
8512	4	3	5	4	3	5	2	1	2	1	2	2	1	–	1	–	–	–
8513	16	11	15	13	11	15	9	10	10	2	1	5	2	–	–	3	–	–
8520	12	3	9	12	3	9	9	1	3	3	2	5	–	–	1	–	–	–
8531	26	35	44	24	16	20	17	13	13	7	2	7	–	1	–	2	19	24
8532	7	4	6	7	4	6	4	3	5	2	1	1	1	–	–	–	–	–
8533	1	–	–	1	–	–	1	–	–	–	–	–	–	–	–	–	–	–
8541	6	3	1	6	3	1	2	3	1	4	–	–	–	–	–	–	–	–
8542	2	–	–	2	–	–	2	–	–	–	–	–	–	–	–	–	–	–
8550	1	–	1	1	–	1	1	–	1	–	–	–	–	–	–	–	–	–
8591	–	–	1	–	–	1	–	–	1	–	–	–	–	–	–	–	–	–
8592	1	–	1	1	–	1	–	–	–	1	–	1	–	–	–	–	–	–
8593	3	–	–	3	–	–	1	–	–	2	–	–	–	–	–	–	–	–
8599	12	20	14	12	19	14	8	8	11	4	9	3	–	2	–	–	1	–
8610	498	652	696	498	607	657	407	512	533	86	90	122	5	5	2	–	45	39
8630	24	14	9	24	14	9	19	7	3	5	7	6	–	–	–	–	–	–
8640	42	46	53	42	44	51	29	29	34	13	14	17	–	1	–	–	2	2
8650	4	3	3	4	3	3	3	2	1	1	1	2	–	–	–	–	–	–
8660	45	50	45	45	47	41	37	34	31	8	13	10	–	–	–	–	3	4
8690	8	10	23	8	6	19	7	4	17	1	1	2	–	1	–	–	4	4
8711	–	–	1	–	–	1	–	–	1	–	–	–	–	–	–	–	–	–
8712	–	–	1	–	–	1	–	–	1	–	–	–	–	–	–	–	–	–
8800	20	22	22	20	22	22	12	14	16	7	8	6	1	–	–	–	–	–
9001	3	2	2	3	2	2	1	2	2	2	–	–	–	–	–	–	–	–
9003	–	–	1	–	–	1	–	–	1	–	–	–	–	–	–	–	–	–
9102	1	–	–	1	–	–	1	–	–	–	–	–	–	–	–	–	–	–
9312	2	2	5	2	2	5	2	1	3	–	1	2	–	–	–	–	–	–
9313	4	1	–	4	1	–	4	1	–	–	–	–	–	–	–	–	–	–
9319	1	–	3	1	–	3	1	–	3	–	–	–	–	–	–	–	–	–
9321	2	1	–	2	1	–	1	1	–	1	–	–	–	–	–	–	–	–
9329	13	33	32	13	31	31	5	21	23	8	9	8	–	1	–	–	2	1
9411	4	2	9	4	2	9	4	2	6	–	–	3	–	–	–	–	–	–
9412	20	32	13	20	17	6	15	14	6	5	2	–	–	1	–	–	15	7
9420	12	5	2	12	5	2	11	2	1	1	3	–	–	–	1	–	–	–
9430	52	27	28	52	27	27	41	23	24	11	4	2	–	–	1	–	–	1
9491	5	8	10	5	7	9	3	3	6	2	4	3	–	–	–	–	1	1
9493	–	1	–	–	1	–	–	1	–	–	–	–	–	–	–	–	–	–
9499	3	4	5	3	4	5	2	2	1	1	2	4	–	–	–	–	–	–
9511	–	2	2	–	2	2	–	1	1	–	1	1	–	–	–	–	–	–
9512	6	2	3	6	2	3	6	2	3	–	–	–	–	–	–	–	–	–
9521	2	–	2	2	–	2	1	–	1	1	–	1	–	–	–	–	–	–
9529	3	–	1	3	–	1	2	–	–	–	–	1	1	–	–	–	–	–
9601	2	2	3	2	2	3	1	2	1	1	–	2	–	–	–	–	–	–
9602	–	3	1	–	3	1	–	1	–	–	1	1	–	1	–	–	–	–
9603	5	9	4	5	8	4	4	6	2	1	2	2	–	–	–	–	1	–
9609	3	1	2	3	1	2	3	–	–	–	1	2	–	–	–	–	–	–
9700	–	2	3	–	2	3	–	2	2	–	–	1	–	–	–	–	–	–
Ignorado	2.629	1.475	1.268	141	147	98	124	134	82	15	10	13	2	3	3	2.488	1.328	1.170

Fonte: DATAPREV, CAT, SUB.
Nota: Os dados são preliminares, estando sujeitos a correções.

Capítulo 6 - Pará

6.2 - Quantidade de acidentes do trabalho, por situação do registro e motivo, segundo os grupos de idade e sexo, no estado do Pará - 2014/2016

GRUPOS DE IDADE E SEXO	QUANTIDADE DE ACIDENTES DO TRABALHO																	
	Total			Com CAT Registrada												Sem CAT Registrada		
				Total			Motivo											
							Típico			Trajeto			Doença do Trabalho					
	2014	2015	2016	2014	2015	2016	2014	2015	2016	2014	2015	2016	2014	2015	2016	2014	2015	2016
TOTAL	**12.927**	**11.337**	**9.521**	**10.076**	**9.147**	**7.694**	**8.192**	**7.429**	**6.056**	**1.741**	**1.566**	**1.501**	**143**	**152**	**137**	**2.851**	**2.190**	**1.827**
Masculino	**10.530**	**9.179**	**7.477**	**8.402**	**7.564**	**6.127**	**7.043**	**6.345**	**4.985**	**1.269**	**1.115**	**1.038**	**90**	**104**	**104**	**2.128**	**1.615**	**1.350**
Feminino	**2.397**	**2.158**	**2.044**	**1.674**	**1.583**	**1.567**	**1.149**	**1.084**	**1.071**	**472**	**451**	**463**	**53**	**48**	**33**	**723**	**575**	**477**
Ignorado	**–**	**–**	**–**	**–**	**–**	**–**	**–**	**–**	**–**	**–**	**–**	**–**	**–**	**–**	**–**	**–**	**–**	**–**
Até 19 anos	216	163	131	196	138	127	159	103	110	35	33	14	2	2	3	20	25	4
Masculino	195	147	115	176	126	111	148	99	98	26	25	10	2	2	3	19	21	4
Feminino	21	16	16	20	12	16	11	4	12	9	8	4	–	–	–	1	4	–
Ignorado	–	–	–	–	–	–	–	–	–	–	–	–	–	–	–	–	–	–
20 a 24 anos	1.829	1.595	1.237	1.613	1.422	1.108	1.352	1.205	870	255	213	231	6	4	7	216	173	129
Masculino	1.628	1.398	1.080	1.434	1.252	961	1.241	1.092	780	189	156	175	4	4	6	194	146	119
Feminino	201	197	157	179	170	147	111	113	90	66	57	56	2	–	1	22	27	10
Ignorado	–	–	–	–	–	–	–	–	–	–	–	–	–	–	–	–	–	–
25 a 29 anos	2.313	2.107	1.643	2.006	1.826	1.408	1.622	1.493	1.094	363	319	299	21	14	15	307	281	235
Masculino	1.902	1.753	1.312	1.673	1.532	1.127	1.398	1.298	915	262	226	198	13	8	14	229	221	185
Feminino	411	354	331	333	294	281	224	195	179	101	93	101	8	6	1	78	60	50
Ignorado	–	–	–	–	–	–	–	–	–	–	–	–	–	–	–	–	–	–
30 a 34 anos	2.478	2.184	1.814	2.050	1.848	1.520	1.639	1.505	1.184	392	326	315	19	17	21	428	336	294
Masculino	2.042	1.747	1.400	1.709	1.487	1.175	1.406	1.254	943	292	221	216	11	12	16	333	260	225
Feminino	436	437	414	341	361	345	233	251	241	100	105	99	8	5	5	95	76	69
Ignorado	–	–	–	–	–	–	–	–	–	–	–	–	–	–	–	–	–	–
35 a 39 anos	2.017	1.729	1.644	1.562	1.387	1.340	1.256	1.123	1.060	280	241	258	26	23	22	455	342	304
Masculino	1.584	1.395	1.262	1.253	1.155	1.048	1.046	964	847	193	178	186	14	13	15	331	240	214
Feminino	433	334	382	309	232	292	210	159	213	87	63	72	12	10	7	124	102	90
Ignorado	–	–	–	–	–	–	–	–	–	–	–	–	–	–	–	–	–	–
40 a 44 anos	1.458	1.335	1.132	1.033	1.005	875	860	813	696	153	167	157	20	25	22	425	330	257
Masculino	1.138	1.017	848	837	802	679	712	659	558	113	122	104	12	21	17	301	215	169
Feminino	320	318	284	196	203	196	148	154	138	40	45	53	8	4	5	124	115	88
Ignorado	–	–	–	–	–	–	–	–	–	–	–	–	–	–	–	–	–	–
45 a 49 anos	1.028	917	790	641	665	564	531	520	444	93	116	100	17	29	20	387	252	226
Masculino	778	680	567	507	506	426	426	409	349	72	77	65	9	20	12	271	174	141
Feminino	250	237	223	134	159	138	105	111	95	21	39	35	8	9	8	116	78	85
Ignorado	–	–	–	–	–	–	–	–	–	–	–	–	–	–	–	–	–	–
50 a 54 anos	802	688	553	478	454	383	389	357	308	77	77	64	12	20	11	324	234	170
Masculino	600	522	420	386	364	297	330	295	244	48	55	45	8	14	8	214	158	123
Feminino	202	166	133	92	90	86	59	62	64	29	22	19	4	6	3	110	76	47
Ignorado	–	–	–	–	–	–	–	–	–	–	–	–	–	–	–	–	–	–
55 a 59 anos	546	406	377	329	252	226	260	192	181	55	51	35	14	9	10	217	154	151
Masculino	448	336	300	274	209	180	220	167	152	42	37	20	12	5	8	174	127	120
Feminino	98	70	77	55	43	46	40	25	29	13	14	15	2	4	2	43	27	31
Ignorado	–	–	–	–	–	–	–	–	–	–	–	–	–	–	–	–	–	–
60 a 64 anos	195	174	154	129	119	106	93	91	81	30	20	21	6	8	4	66	55	48
Masculino	178	152	132	120	105	91	87	85	74	28	16	14	5	4	3	58	47	41
Feminino	17	22	22	9	14	15	6	6	7	2	4	7	1	4	1	8	8	7
Ignorado	–	–	–	–	–	–	–	–	–	–	–	–	–	–	–	–	–	–
65 a 69 anos	35	32	39	29	24	30	22	20	23	7	3	5	–	1	2	6	8	9
Masculino	28	26	36	24	20	27	20	17	21	4	2	4	–	1	2	4	6	9
Feminino	7	6	3	5	4	3	2	3	2	3	1	1	–	–	–	2	2	–
Ignorado	–	–	–	–	–	–	–	–	–	–	–	–	–	–	–	–	–	–
70 anos e mais	10	5	7	10	5	7	9	5	5	1	–	2	–	–	–	–	–	–
Masculino	9	4	5	9	4	5	9	4	4	–	–	1	–	–	–	–	–	–
Feminino	1	1	2	1	1	2	–	1	1	1	–	1	–	–	–	–	–	–
Ignorado	–	–	–	–	–	–	–	–	–	–	–	–	–	–	–	–	–	–
Ignorada	–	2	–	–	2	–	–	2	–	–	–	–	–	–	–	–	–	–
Masculino	–	2	–	–	2	–	–	2	–	–	–	–	–	–	–	–	–	–
Feminino	–	–	–	–	–	–	–	–	–	–	–	–	–	–	–	–	–	–
Ignorado	–	–	–	–	–	–	–	–	–	–	–	–	–	–	–	–	–	–

Fonte: DATAPREV, CAT, SUB.
Nota: Os dados são preliminares, estando sujeitos a correções.

Capítulo 6 - Pará

6.3 - Quantidade mensal de acidentes do trabalho, por situação do registro e motivo, no estado do Pará - 2014/2016

MESES	QUANTIDADE DE ACIDENTES DO TRABALHO																	
	Total			Com CAT Registrada												Sem CAT Registrada		
				Total			Motivo											
							Típico			Trajeto			Doença do Trabalho					
	2014	2015	2016	2014	2015	2016	2014	2015	2016	2014	2015	2016	2014	2015	2016	2014	2015	2016
TOTAL	**12.927**	**11.337**	**9.521**	**10.076**	**9.147**	**7.694**	**8.192**	**7.429**	**6.056**	**1.741**	**1.566**	**1.501**	**143**	**152**	**137**	**2.851**	**2.190**	**1.827**
Janeiro	961	979	759	720	805	620	576	656	481	132	140	121	12	9	18	241	174	139
Fevereiro	1.052	964	766	838	780	646	674	641	506	154	134	125	10	5	15	214	184	120
Março	1.034	1.032	887	827	811	691	676	657	545	139	138	127	12	16	19	207	221	196
Abril	1.114	1.012	791	864	816	614	720	682	473	129	118	132	15	16	9	250	196	177
Maio	1.125	959	761	858	764	595	695	635	475	149	113	110	14	16	10	267	195	166
Junho	1.031	1.016	862	791	834	661	628	658	521	151	162	130	12	14	10	240	182	201
Julho	1.258	1.040	831	996	844	685	828	687	553	152	140	123	16	17	9	262	196	146
Agosto	1.141	948	857	853	744	689	700	608	552	143	121	130	10	15	7	288	204	168
Setembro	1.115	946	843	875	759	679	706	629	530	157	120	139	12	10	10	240	187	164
Outubro	1.226	864	764	971	682	640	795	555	489	164	119	145	12	8	6	255	182	124
Novembro	1.060	846	714	826	701	592	644	574	465	171	111	112	11	16	15	234	145	122
Dezembro	810	731	686	657	607	582	550	447	466	100	150	107	7	10	9	153	124	104

Fonte: DATAPREV, CAT, SUB.
Nota: Os dados são preliminares, estando sujeitos a correções.

DISTRIBUIÇÃO DE ACIDENTES DO TRABALHO, POR MOTIVO, NO ESTADO DO PARÁ - 2016

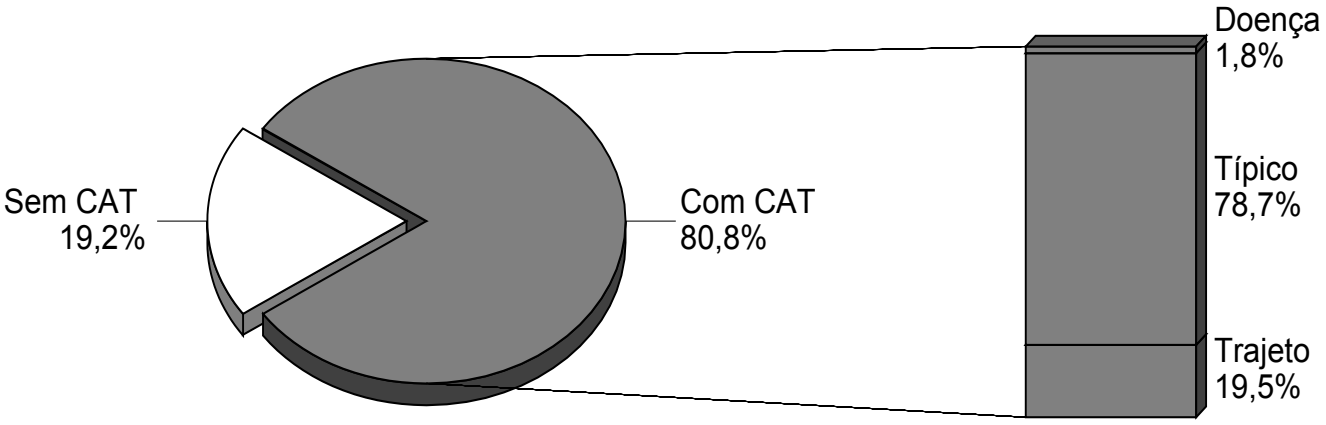

Fonte: DATAPREV, CAT, SUB.

Capítulo 7 - Amapá

7.1 - Quantidade de acidentes do trabalho, por situação do registro e motivo, segundo a Classificação Nacional de Atividades Econômicas (CNAE), no estado do Amapá - 2014/2016

(continua)

CNAE	QUANTIDADE DE ACIDENTES DO TRABALHO																	
	Total			Com CAT Registrada												Sem CAT Registrada		
				Total			Motivo											
							Típico			Trajeto			Doença do Trabalho					
	2014	2015	2016	2014	2015	2016	2014	2015	2016	2014	2015	2016	2014	2015	2016	2014	2015	2016
TOTAL	**796**	**612**	**664**	**491**	**439**	**425**	**344**	**320**	**287**	**131**	**112**	**131**	**16**	**7**	**7**	**305**	**173**	**239**
0111	15	–	–	–	–	–	–	–	–	–	–	–	–	–	–	15	–	–
0152	–	1	–	–	1	–	–	1	–	–	–	–	–	–	–	–	–	–
0161	–	1	–	–	1	–	–	1	–	–	–	–	–	–	–	–	–	–
0210	11	12	26	11	12	21	10	9	15	1	2	5	–	1	1	–	–	5
0230	–	2	3	–	2	3	–	2	2	–	–	1	–	–	–	–	–	–
0710	4	2	–	4	2	–	4	1	–	–	1	–	–	–	–	–	–	–
0724	12	10	11	12	7	8	12	7	8	–	–	–	–	–	–	–	3	3
0729	–	–	1	–	–	1	–	–	1	–	–	–	–	–	–	–	–	–
0810	–	1	–	–	1	–	–	1	–	–	–	–	–	–	–	–	–	–
0899	–	1	–	–	1	–	–	1	–	–	–	–	–	–	–	–	–	–
0990	1	–	1	1	–	1	–	–	–	–	–	1	1	–	–	–	–	–
1012	2	–	–	–	–	–	–	–	–	–	–	–	–	–	–	2	–	–
1031	–	1	–	–	1	–	–	1	–	–	–	–	–	–	–	–	–	–
1053	1	3	2	1	3	1	1	2	1	–	1	–	–	–	–	–	–	1
1062	1	–	1	1	–	1	1	–	1	–	–	–	–	–	–	–	–	–
1091	2	2	1	2	2	–	2	2	–	–	–	–	–	–	–	–	–	1
1111	1	–	–	–	–	–	–	–	–	–	–	–	–	–	–	1	–	–
1112	1	–	–	–	–	–	–	–	–	–	–	–	–	–	–	1	–	–
1113	1	–	–	1	–	–	–	–	–	1	–	–	–	–	–	–	–	–
1122	11	2	–	11	2	–	6	2	–	5	–	–	–	–	–	–	–	–
1610	7	8	5	7	7	5	7	7	5	–	–	–	–	–	–	–	1	–
1710	1	3	1	1	3	1	–	–	–	1	3	1	–	–	–	–	–	–
1813	1	1	–	1	1	–	1	1	–	–	–	–	–	–	–	–	–	–
1921	–	–	1	–	–	1	–	–	–	–	–	1	–	–	–	–	–	–
2022	1	–	–	–	–	–	–	–	–	–	–	–	–	–	–	1	–	–
2061	1	–	–	1	–	–	1	–	–	–	–	–	–	–	–	–	–	–
2091	1	–	–	–	–	–	–	–	–	–	–	–	–	–	–	1	–	–
2092	–	–	1	–	–	–	–	–	–	–	–	–	–	–	–	–	–	1
2212	1	2	2	1	1	2	1	1	2	–	–	–	–	–	–	–	1	–
2219	2	1	–	–	–	–	–	–	–	–	–	–	–	–	–	2	1	–
2330	2	2	1	2	1	1	2	1	1	–	–	–	–	–	–	–	1	–
2342	6	12	6	6	12	6	5	12	5	1	–	1	–	–	–	–	–	–
2391	–	1	–	–	1	–	–	1	–	–	–	–	–	–	–	–	–	–
2512	–	–	1	–	–	1	–	–	–	–	–	1	–	–	–	–	–	–
2632	1	–	–	1	–	–	–	–	–	1	–	–	–	–	–	–	–	–
2790	1	–	–	1	–	–	–	–	–	1	–	–	–	–	–	–	–	–
2811	7	–	–	7	–	–	7	–	–	–	–	–	–	–	–	–	–	–
2829	–	–	1	–	–	1	–	–	–	–	–	1	–	–	–	–	–	–
3011	–	–	3	–	–	3	–	–	1	–	–	2	–	–	–	–	–	–
3101	3	2	1	3	2	1	3	1	–	–	1	1	–	–	–	–	–	–
3104	1	–	1	1	–	1	–	–	1	1	–	–	–	–	–	–	–	–
3230	1	–	–	–	–	–	–	–	–	–	–	–	–	–	–	1	–	–
3314	2	–	–	2	–	–	2	–	–	–	–	–	–	–	–	–	–	–
3321	–	–	2	–	–	2	–	–	2	–	–	–	–	–	–	–	–	–
3511	11	5	1	11	5	1	7	3	1	4	2	–	–	–	–	–	–	–
3600	1	3	–	1	3	–	–	2	–	1	1	–	–	–	–	–	–	–
3811	2	3	6	2	1	1	2	1	–	–	–	1	–	–	–	–	2	5
3812	1	–	–	1	–	–	1	–	–	–	–	–	–	–	–	–	–	–
4110	4	1	2	4	1	2	3	1	1	1	–	1	–	–	–	–	–	–

Capítulo 7 - Amapá

7.1 - Quantidade de acidentes do trabalho, por situação do registro e motivo, segundo a Classificação Nacional de Atividades Econômicas (CNAE), no estado do Amapá - 2014/2016

(continuação)

CNAE	QUANTIDADE DE ACIDENTES DO TRABALHO																	
	Total			Com CAT Registrada												Sem CAT Registrada		
				Total			Motivo											
							Típico			Trajeto			Doença do Trabalho					
	2014	2015	2016	2014	2015	2016	2014	2015	2016	2014	2015	2016	2014	2015	2016	2014	2015	2016
4120	38	23	25	37	21	22	32	17	17	4	3	4	1	1	1	1	2	3
4211	19	5	1	19	5	1	16	5	–	3	–	1	–	–	–	–	–	–
4212	2	2	–	2	2	–	2	1	–	–	–	–	–	1	–	–	–	–
4221	11	7	2	9	3	2	7	3	2	2	–	–	–	–	–	2	4	–
4222	1	–	–	1	–	–	1	–	–	–	–	–	–	–	–	–	–	–
4299	–	1	–	–	1	–	–	1	–	–	–	–	–	–	–	–	–	–
4312	–	–	1	–	–	1	–	–	1	–	–	–	–	–	–	–	–	–
4313	8	6	13	8	5	10	8	5	10	–	–	–	–	–	–	–	1	3
4321	–	2	–	–	2	–	–	–	–	–	2	–	–	–	–	–	–	–
4322	–	1	1	–	1	1	–	1	–	–	–	1	–	–	–	–	–	–
4329	–	1	1	–	–	–	–	–	–	–	–	–	–	–	–	–	1	1
4330	1	–	–	1	–	–	1	–	–	–	–	–	–	–	–	–	–	–
4391	1	–	–	1	–	–	1	–	–	–	–	–	–	–	–	–	–	–
4399	2	1	3	2	1	3	2	1	1	–	–	2	–	–	–	–	–	–
4511	1	2	1	1	2	1	1	–	1	–	2	–	–	–	–	–	–	–
4512	1	–	–	–	–	–	–	–	–	–	–	–	–	–	–	1	–	–
4520	1	–	–	1	–	–	–	–	–	–	–	–	1	–	–	–	–	–
4530	5	2	–	5	2	–	4	1	–	1	1	–	–	–	–	–	–	–
4541	2	1	3	2	1	3	1	–	–	–	1	3	1	–	–	–	–	–
4543	1	–	–	–	–	–	–	–	–	–	–	–	–	–	–	1	–	–
4619	2	–	–	2	–	–	–	–	–	2	–	–	–	–	–	–	–	–
4631	–	–	1	–	–	1	–	–	1	–	–	–	–	–	–	–	–	–
4632	–	1	1	–	1	1	–	1	–	–	–	1	–	–	–	–	–	–
4634	2	3	–	2	3	–	2	1	–	–	2	–	–	–	–	–	–	–
4635	4	13	12	4	8	9	2	7	8	2	1	1	–	–	–	–	5	3
4637	–	–	1	–	–	1	–	–	1	–	–	–	–	–	–	–	–	–
4639	1	–	–	1	–	–	–	–	–	1	–	–	–	–	–	–	–	–
4644	1	–	–	1	–	–	–	–	–	1	–	–	–	–	–	–	–	–
4662	1	–	1	1	–	1	–	–	1	1	–	–	–	–	–	–	–	–
4663	1	–	–	1	–	–	1	–	–	–	–	–	–	–	–	–	–	–
4671	3	–	1	3	–	1	2	–	1	1	–	–	–	–	–	–	–	–
4674	3	–	–	3	–	–	1	–	–	2	–	–	–	–	–	–	–	–
4679	4	4	1	4	4	1	4	4	–	–	–	1	–	–	–	–	–	–
4681	–	2	3	–	2	1	–	1	–	–	1	1	–	–	–	–	–	2
4682	1	3	2	1	3	2	1	1	1	–	2	1	–	–	–	–	–	–
4686	–	1	–	–	1	–	–	1	–	–	–	–	–	–	–	–	–	–
4691	1	7	10	1	7	7	–	4	2	1	3	5	–	–	–	–	–	3
4693	8	8	12	8	7	12	7	3	3	1	4	9	–	–	–	–	1	–
4711	9	30	22	9	24	17	5	18	14	4	6	3	–	–	–	–	6	5
4712	–	4	3	–	4	3	–	2	1	–	1	1	–	1	1	–	–	–
4713	–	–	1	–	–	1	–	–	1	–	–	–	–	–	–	–	–	–
4721	–	1	3	–	1	2	–	1	–	–	–	2	–	–	–	–	–	1
4722	–	–	2	–	–	2	–	–	1	–	–	1	–	–	–	–	–	–
4724	–	1	1	–	1	1	–	1	1	–	–	–	–	–	–	–	–	–
4729	1	–	1	1	–	1	–	–	1	1	–	–	–	–	–	–	–	–
4731	1	5	2	1	5	2	–	–	1	1	5	1	–	–	–	–	–	–
4732	4	–	1	4	–	1	3	–	1	1	–	–	–	–	–	–	–	–
4742	1	–	–	1	–	–	–	–	–	–	–	–	1	–	–	–	–	–
4743	–	1	–	–	1	–	–	1	–	–	–	–	–	–	–	–	–	–

Capítulo 7 - Amapá

7.1 - Quantidade de acidentes do trabalho, por situação do registro e motivo, segundo a Classificação Nacional de Atividades Econômicas (CNAE), no estado do Amapá - 2014/2016

(continuação)

CNAE	QUANTIDADE DE ACIDENTES DO TRABALHO																	
	Total			Com CAT Registrada												Sem CAT Registrada		
				Total			Motivo											
							Típico			Trajeto			Doença do Trabalho					
	2014	2015	2016	2014	2015	2016	2014	2015	2016	2014	2015	2016	2014	2015	2016	2014	2015	2016
4744	13	17	13	13	16	13	9	7	7	4	9	6	–	–	–	–	1	–
4751	1	–	1	1	–	1	–	–	–	1	–	1	–	–	–	–	–	–
4752	3	3	2	3	2	2	2	1	1	–	1	1	1	–	–	–	1	–
4753	10	12	9	10	12	7	7	5	4	3	7	3	–	–	–	–	–	2
4754	8	15	15	8	15	15	2	8	13	5	7	2	1	–	–	–	–	–
4755	2	–	1	2	–	1	1	–	–	1	–	1	–	–	–	–	–	–
4759	1	–	–	1	–	–	1	–	–	–	–	–	–	–	–	–	–	–
4771	3	2	4	3	2	4	–	1	3	3	1	1	–	–	–	–	–	–
4772	–	1	1	–	1	1	–	–	–	–	1	1	–	–	–	–	–	–
4773	–	–	1	–	–	1	–	–	–	–	–	1	–	–	–	–	–	–
4781	–	1	4	–	1	4	–	1	1	–	–	2	–	–	1	–	–	–
4784	1	1	1	1	1	1	–	–	–	1	1	1	–	–	–	–	–	–
4789	3	2	1	3	2	1	2	–	1	1	2	–	–	–	–	–	–	–
4911	1	–	–	1	–	–	–	–	–	1	–	–	–	–	–	–	–	–
4921	6	6	7	6	4	7	1	3	4	4	1	3	1	–	–	–	2	–
4922	1	–	–	1	–	–	1	–	–	–	–	–	–	–	–	–	–	–
4929	–	3	2	–	3	1	–	3	1	–	–	–	–	–	–	–	–	1
4930	9	13	9	9	12	9	8	9	7	1	3	2	–	–	–	–	1	–
5021	2	1	–	2	1	–	2	1	–	–	–	–	–	–	–	–	–	–
5030	–	–	1	–	–	1	–	–	1	–	–	–	–	–	–	–	–	–
5111	3	2	–	3	1	–	1	1	–	2	–	–	–	–	–	–	1	–
5112	–	–	1	–	–	1	–	–	–	–	–	1	–	–	–	–	–	–
5211	2	–	–	2	–	–	2	–	–	–	–	–	–	–	–	–	–	–
5212	–	–	1	–	–	1	–	–	1	–	–	–	–	–	–	–	–	–
5229	–	1	–	–	1	–	–	–	–	–	1	–	–	–	–	–	–	–
5231	–	–	1	–	–	1	–	–	1	–	–	–	–	–	–	–	–	–
5239	1	–	–	1	–	–	1	–	–	–	–	–	–	–	–	–	–	–
5240	3	–	2	3	–	2	2	–	1	1	–	1	–	–	–	–	–	–
5320	1	–	–	1	–	–	–	–	–	1	–	–	–	–	–	–	–	–
5510	1	1	2	1	1	2	1	1	2	–	–	–	–	–	–	–	–	–
5590	–	2	–	–	1	–	–	–	–	–	1	–	–	–	–	–	1	–
5611	3	6	6	3	6	6	2	4	5	1	2	1	–	–	–	–	–	–
5620	2	4	2	2	4	1	2	4	1	–	–	–	–	–	–	–	–	1
6021	–	–	1	–	–	1	–	–	1	–	–	–	–	–	–	–	–	–
6190	3	6	11	3	6	9	2	6	1	1	–	7	–	–	1	–	–	2
6201	1	1	–	–	–	–	–	–	–	–	–	–	–	–	–	1	1	–
6421	1	1	–	1	1	–	1	–	–	–	1	–	–	–	–	–	–	–
6422	2	1	1	2	1	1	–	–	–	1	–	–	1	1	1	–	–	–
6423	1	–	–	1	–	–	–	–	–	1	–	–	–	–	–	–	–	–
6550	18	20	16	18	20	15	17	15	10	1	5	5	–	–	–	–	–	1
6630	2	–	–	–	–	–	–	–	–	–	–	–	–	–	–	2	–	–
6822	5	–	–	5	–	–	4	–	–	1	–	–	–	–	–	–	–	–
6912	–	1	–	–	1	–	–	–	–	–	1	–	–	–	–	–	–	–
6920	2	–	1	2	–	1	–	–	–	2	–	1	–	–	–	–	–	–
7112	11	1	2	11	1	1	11	1	1	–	–	–	–	–	–	–	–	1
7119	7	9	–	7	8	–	6	8	–	1	–	–	–	–	–	–	1	–
7210	–	4	–	–	4	–	–	4	–	–	–	–	–	–	–	–	–	–
7711	1	2	3	1	1	2	–	1	2	1	–	–	–	–	–	–	1	1
7732	–	2	–	–	2	–	–	2	–	–	–	–	–	–	–	–	–	–
7739	1	1	2	1	1	2	1	1	2	–	–	–	–	–	–	–	–	–

Capítulo 7 - Amapá

7.1 - Quantidade de acidentes do trabalho, por situação do registro e motivo, segundo a Classificação Nacional de Atividades Econômicas (CNAE), no estado do Amapá - 2014/2016

(conclusão)

CNAE	QUANTIDADE DE ACIDENTES DO TRABALHO																	
	Total			Com CAT Registrada												Sem CAT Registrada		
				Total			Motivo											
							Típico			Trajeto			Doença do Trabalho					
	2014	2015	2016	2014	2015	2016	2014	2015	2016	2014	2015	2016	2014	2015	2016	2014	2015	2016
7810	1	2	1	1	2	1	–	2	1	1	–	–	–	–	–	–	–	–
7820	3	–	–	3	–	–	3	–	–	–	–	–	–	–	–	–	–	–
7830	1	–	–	1	–	–	1	–	–	–	–	–	–	–	–	–	–	–
7911	–	–	1	–	–	1	–	–	1	–	–	–	–	–	–	–	–	–
8011	22	16	13	22	12	10	–	1	2	20	11	8	2	–	–	–	4	3
8012	1	7	10	1	7	6	1	4	1	–	3	5	–	–	–	–	–	4
8112	1	–	1	1	–	1	–	–	1	1	–	–	–	–	–	–	–	–
8121	2	4	6	2	2	4	–	2	3	2	–	–	–	–	1	–	2	2
8122	–	–	1	–	–	1	–	–	1	–	–	–	–	–	–	–	–	–
8129	1	–	–	1	–	–	1	–	–	–	–	–	–	–	–	–	–	–
8130	–	1	–	–	1	–	–	1	–	–	–	–	–	–	–	–	–	–
8211	–	–	1	–	–	1	–	–	1	–	–	–	–	–	–	–	–	–
8291	1	–	–	1	–	–	–	–	–	–	–	–	1	–	–	–	–	–
8299	1	1	3	1	1	3	–	1	2	1	–	1	–	–	–	–	–	–
8411	10	16	16	10	14	11	7	13	7	2	1	4	1	–	–	–	2	5
8511	1	1	1	–	–	1	–	–	1	–	–	–	–	–	–	1	1	–
8512	2	–	2	2	–	2	1	–	2	1	–	–	–	–	–	–	–	–
8520	–	2	1	–	2	1	–	2	1	–	–	–	–	–	–	–	–	–
8531	–	–	3	–	–	3	–	–	2	–	–	1	–	–	–	–	–	–
8532	–	–	2	–	–	2	–	–	1	–	–	1	–	–	–	–	–	–
8599	5	2	1	5	2	1	2	1	1	3	1	–	–	–	–	–	–	–
8610	58	65	88	58	59	74	47	56	63	9	2	11	2	1	–	–	6	14
8640	1	1	2	1	1	2	1	1	1	–	–	1	–	–	–	–	–	–
8650	2	–	–	2	–	–	2	–	–	–	–	–	–	–	–	–	–	–
8800	2	6	7	2	5	4	1	3	1	1	1	3	–	1	–	–	1	3
9001	1	–	–	1	–	–	–	–	–	–	–	–	1	–	–	–	–	–
9103	–	1	–	–	1	–	–	–	–	–	1	–	–	–	–	–	–	–
9313	–	1	1	–	1	1	–	–	1	–	1	–	–	–	–	–	–	–
9321	1	–	–	1	–	–	1	–	–	–	–	–	–	–	–	–	–	–
9329	1	–	–	1	–	–	–	–	–	1	–	–	–	–	–	–	–	–
9412	1	–	–	1	–	–	–	–	–	1	–	–	–	–	–	–	–	–
9430	4	1	3	4	1	3	2	–	3	2	1	–	–	–	–	–	–	–
9511	–	1	–	–	1	–	–	1	–	–	–	–	–	–	–	–	–	–
9512	1	1	–	1	1	–	1	1	–	–	–	–	–	–	–	–	–	–
9601	–	1	1	–	1	1	–	–	1	–	1	–	–	–	–	–	–	–
Ignorado	274	120	162	2	2	–	2	2	–	–	–	–	–	–	–	272	118	162

Fonte: DATAPREV, CAT, SUB.
Nota: Os dados são preliminares, estando sujeitos a correções.

Capítulo 7 - Amapá

7.2 - Quantidade de acidentes do trabalho, por situação do registro e motivo, segundo os grupos de idade e sexo, no estado do Amapá - 2014/2016

GRUPOS DE IDADE E SEXO	QUANTIDADE DE ACIDENTES DO TRABALHO																	
	Total			Com CAT Registrada												Sem CAT Registrada		
				Total			Motivo											
							Típico			Trajeto			Doença do Trabalho					
	2014	2015	2016	2014	2015	2016	2014	2015	2016	2014	2015	2016	2014	2015	2016	2014	2015	2016
TOTAL	**796**	**612**	**664**	**491**	**439**	**425**	**344**	**320**	**287**	**131**	**112**	**131**	**16**	**7**	**7**	**305**	**173**	**239**
Masculino	**630**	**457**	**469**	**390**	**333**	**316**	**279**	**248**	**215**	**98**	**80**	**98**	**13**	**5**	**3**	**240**	**124**	**153**
Feminino	**166**	**155**	**195**	**101**	**106**	**109**	**65**	**72**	**72**	**33**	**32**	**33**	**3**	**2**	**4**	**65**	**49**	**86**
Ignorado	**–**	**–**	**–**	**–**	**–**	**–**	**–**	**–**	**–**	**–**	**–**	**–**	**–**	**–**	**–**	**–**	**–**	**–**
Até 19 anos	15	3	4	11	3	2	7	1	–	3	2	2	1	–	–	4	–	2
Masculino	12	1	4	9	1	2	6	1	–	2	–	2	1	–	–	3	–	2
Feminino	3	2	–	2	2	–	1	–	–	1	2	–	–	–	–	1	–	–
Ignorado	–	–	–	–	–	–	–	–	–	–	–	–	–	–	–	–	–	–
20 a 24 anos	73	68	55	54	52	35	34	34	24	17	18	10	3	–	1	19	16	20
Masculino	63	59	42	47	46	27	32	30	19	13	16	7	2	–	1	16	13	15
Feminino	10	9	13	7	6	8	2	4	5	4	2	3	1	–	–	3	3	5
Ignorado	–	–	–	–	–	–	–	–	–	–	–	–	–	–	–	–	–	–
25 a 29 anos	146	119	115	99	83	85	72	52	49	26	30	33	1	1	3	47	36	30
Masculino	118	92	75	78	65	58	57	42	33	20	22	24	1	1	1	40	27	17
Feminino	28	27	40	21	18	27	15	10	16	6	8	9	–	–	2	7	9	13
Ignorado	–	–	–	–	–	–	–	–	–	–	–	–	–	–	–	–	–	–
30 a 34 anos	174	133	130	108	98	93	71	68	56	33	30	36	4	–	1	66	35	37
Masculino	143	97	88	88	73	63	61	52	39	25	21	24	2	–	–	55	24	25
Feminino	31	36	42	20	25	30	10	16	17	8	9	12	2	–	1	11	11	12
Ignorado	–	–	–	–	–	–	–	–	–	–	–	–	–	–	–	–	–	–
35 a 39 anos	125	90	108	79	68	76	53	56	53	24	11	22	2	1	1	46	22	32
Masculino	95	61	84	59	47	62	40	40	42	17	6	20	2	1	–	36	14	22
Feminino	30	29	24	20	21	14	13	16	11	7	5	2	–	–	1	10	8	10
Ignorado	–	–	–	–	–	–	–	–	–	–	–	–	–	–	–	–	–	–
40 a 44 anos	101	71	100	55	45	67	41	35	54	12	9	13	2	1	–	46	26	33
Masculino	71	50	74	40	32	50	30	27	40	8	5	10	2	–	–	31	18	24
Feminino	30	21	26	15	13	17	11	8	14	4	4	3	–	1	–	15	8	9
Ignorado	–	–	–	–	–	–	–	–	–	–	–	–	–	–	–	–	–	–
45 a 49 anos	70	53	65	36	37	31	29	29	23	6	8	7	1	–	1	34	16	34
Masculino	58	39	45	29	27	28	24	20	21	4	7	6	1	–	1	29	12	17
Feminino	12	14	20	7	10	3	5	9	2	2	1	1	–	–	–	5	4	17
Ignorado	–	–	–	–	–	–	–	–	–	–	–	–	–	–	–	–	–	–
50 a 54 anos	55	40	41	31	23	20	25	19	14	5	2	6	1	2	–	24	17	21
Masculino	39	30	24	27	18	14	22	14	11	4	2	3	1	2	–	12	12	10
Feminino	16	10	17	4	5	6	3	5	3	1	–	3	–	–	–	12	5	11
Ignorado	–	–	–	–	–	–	–	–	–	–	–	–	–	–	–	–	–	–
55 a 59 anos	27	20	31	13	16	12	9	15	10	3	–	2	1	1	–	14	4	19
Masculino	22	16	21	8	13	8	4	12	6	3	–	2	1	1	–	14	3	13
Feminino	5	4	10	5	3	4	5	3	4	–	–	–	–	–	–	–	1	6
Ignorado	–	–	–	–	–	–	–	–	–	–	–	–	–	–	–	–	–	–
60 a 64 anos	9	14	13	4	13	2	3	10	2	1	2	–	–	1	–	5	1	11
Masculino	8	11	10	4	10	2	3	9	2	1	1	–	–	–	–	4	1	8
Feminino	1	3	3	–	3	–	–	1	–	–	1	–	–	1	–	1	–	3
Ignorado	–	–	–	–	–	–	–	–	–	–	–	–	–	–	–	–	–	–
65 a 69 anos	1	1	2	1	1	2	–	1	2	1	–	–	–	–	–	–	–	–
Masculino	1	1	2	1	1	2	–	1	2	1	–	–	–	–	–	–	–	–
Feminino	–	–	–	–	–	–	–	–	–	–	–	–	–	–	–	–	–	–
Ignorado	–	–	–	–	–	–	–	–	–	–	–	–	–	–	–	–	–	–
70 anos e mais	–	–	–	–	–	–	–	–	–	–	–	–	–	–	–	–	–	–
Masculino	–	–	–	–	–	–	–	–	–	–	–	–	–	–	–	–	–	–
Feminino	–	–	–	–	–	–	–	–	–	–	–	–	–	–	–	–	–	–
Ignorado	–	–	–	–	–	–	–	–	–	–	–	–	–	–	–	–	–	–
Ignorada	–	–	–	–	–	–	–	–	–	–	–	–	–	–	–	–	–	–
Masculino	–	–	–	–	–	–	–	–	–	–	–	–	–	–	–	–	–	–
Feminino	–	–	–	–	–	–	–	–	–	–	–	–	–	–	–	–	–	–
Ignorado	–	–	–	–	–	–	–	–	–	–	–	–	–	–	–	–	–	–

Fonte: DATAPREV, CAT, SUB.
Nota: Os dados são preliminares, estando sujeitos a correções.

Capítulo 7 - Amapá

7.3 - Quantidade mensal de acidentes do trabalho, por situação do registro e motivo, no estado do Amapá - 2014/2016

MESES	QUANTIDADE DE ACIDENTES DO TRABALHO																	
	Total			Com CAT Registrada												Sem CAT Registrada		
				Total			Motivo											
							Típico			Trajeto			Doença do Trabalho					
	2014	2015	2016	2014	2015	2016	2014	2015	2016	2014	2015	2016	2014	2015	2016	2014	2015	2016
TOTAL	**796**	**612**	**664**	**491**	**439**	**425**	**344**	**320**	**287**	**131**	**112**	**131**	**16**	**7**	**7**	**305**	**173**	**239**
Janeiro	60	53	53	38	32	33	25	28	22	11	2	10	2	2	1	22	21	20
Fevereiro	68	43	57	39	32	33	28	23	24	10	9	9	1	–	–	29	11	24
Março	52	52	53	37	34	33	26	25	27	9	8	6	2	1	–	15	18	20
Abril	66	42	65	41	28	50	29	23	34	12	5	16	–	–	–	25	14	15
Maio	69	28	64	43	23	45	25	19	34	17	3	9	1	1	2	26	5	19
Junho	64	55	67	40	40	38	29	25	25	10	15	13	1	–	–	24	15	29
Julho	72	51	49	41	35	31	34	24	19	7	10	12	–	1	–	31	16	18
Agosto	75	59	70	52	42	41	39	30	26	11	12	14	2	–	1	23	17	29
Setembro	75	55	45	43	38	31	29	27	23	10	10	8	4	1	–	32	17	14
Outubro	78	54	43	47	43	25	32	32	12	14	11	11	1	–	2	31	11	18
Novembro	70	64	48	45	51	35	32	36	21	13	14	13	–	1	1	25	13	13
Dezembro	47	56	50	25	41	30	16	28	20	7	13	10	2	–	–	22	15	20

Fonte: DATAPREV, CAT, SUB.
Nota: Os dados são preliminares, estando sujeitos a correções.

DISTRIBUIÇÃO DE ACIDENTES DO TRABALHO, POR MOTIVO, NO ESTADO DO AMAPÁ - 2016

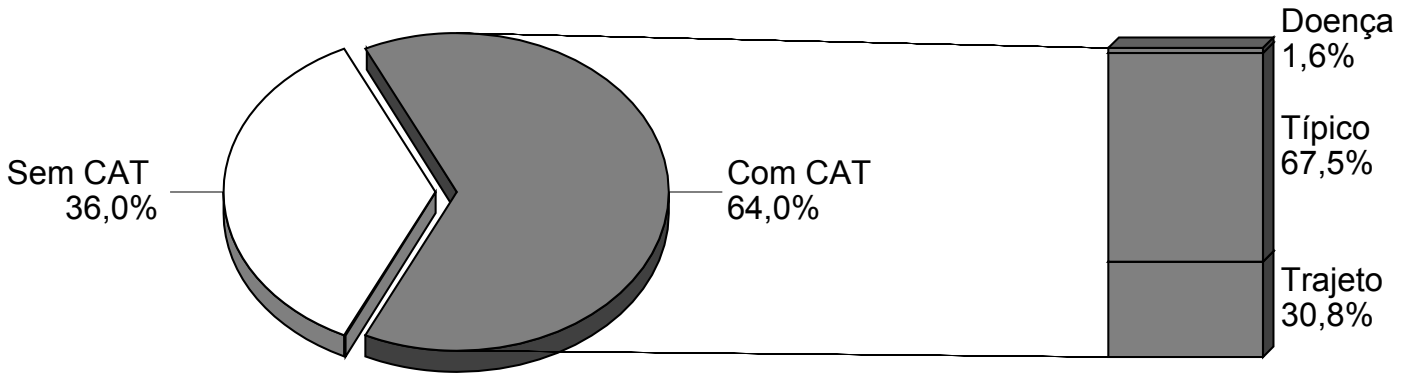

Fonte: DATAPREV, CAT, SUB.

Capítulo 8 - Tocantins

8.1 - Quantidade de acidentes do trabalho, por situação do registro e motivo, segundo a Classificação Nacional de Atividades Econômicas (CNAE), no estado de Tocantins - 2014/2016

(continua)

CNAE	QUANTIDADE DE ACIDENTES DO TRABALHO																	
	Total			Com CAT Registrada												Sem CAT Registrada		
				Total			Motivo											
							Típico			Trajeto			Doença do Trabalho					
	2014	2015	2016	2014	2015	2016	2014	2015	2016	2014	2015	2016	2014	2015	2016	2014	2015	2016
TOTAL	**1.549**	**1.408**	**1.496**	**1.214**	**1.172**	**1.249**	**880**	**880**	**937**	**308**	**268**	**295**	**26**	**24**	**17**	**335**	**236**	**247**
0111	19	8	8	17	7	8	14	4	7	2	3	1	1	–	–	2	1	–
0112	10	2	1	–	–	1	–	–	1	–	–	–	–	–	–	10	2	–
0113	–	–	1	–	–	1	–	–	1	–	–	–	–	–	–	–	–	–
0115	18	14	15	18	14	15	15	11	14	3	3	1	–	–	–	–	–	–
0119	3	2	–	3	2	–	2	2	–	1	–	–	–	–	–	–	–	–
0121	3	1	1	–	–	–	–	–	–	–	–	–	–	–	–	3	1	1
0131	–	1	–	–	1	–	–	1	–	–	–	–	–	–	–	–	–	–
0133	–	2	–	–	2	–	–	2	–	–	–	–	–	–	–	–	–	–
0139	1	1	–	–	1	–	–	–	–	–	1	–	–	–	–	1	–	–
0141	27	23	50	27	23	50	16	18	41	10	4	8	1	1	1	–	–	–
0151	56	37	32	56	37	32	44	33	26	11	3	5	1	1	1	–	–	–
0152	–	1	1	–	1	1	–	–	–	–	–	–	–	1	1	–	–	–
0154	–	–	1	–	–	1	–	–	1	–	–	–	–	–	–	–	–	–
0155	6	9	9	6	9	9	6	8	7	–	–	2	–	1	–	–	–	–
0161	4	8	10	4	8	10	2	6	9	2	2	1	–	–	–	–	–	–
0162	3	1	3	3	1	3	3	1	3	–	–	–	–	–	–	–	–	–
0163	–	–	1	–	–	1	–	–	1	–	–	–	–	–	–	–	–	–
0210	6	4	6	6	4	6	6	4	5	–	–	1	–	–	–	–	–	–
0220	3	2	–	3	2	–	3	2	–	–	–	–	–	–	–	–	–	–
0230	6	–	–	6	–	–	5	–	–	1	–	–	–	–	–	–	–	–
0322	–	–	1	–	–	1	–	–	1	–	–	–	–	–	–	–	–	–
0710	–	1	–	–	1	–	–	–	–	–	1	–	–	–	–	–	–	–
0724	1	–	–	1	–	–	–	–	–	1	–	–	–	–	–	–	–	–
0810	14	11	4	14	10	4	11	9	4	3	1	–	–	–	–	–	1	–
0891	1	–	2	1	–	2	1	–	2	–	–	–	–	–	–	–	–	–
0893	2	–	–	2	–	–	1	–	–	1	–	–	–	–	–	–	–	–
0899	–	–	1	–	–	1	–	–	1	–	–	–	–	–	–	–	–	–
1011	81	87	105	81	81	99	68	74	87	13	6	12	–	1	–	–	6	6
1012	8	28	15	8	25	15	7	25	15	–	–	–	1	–	–	–	3	–
1013	1	4	6	1	3	5	1	3	2	–	–	3	–	–	–	–	1	1
1020	2	–	–	2	–	–	1	–	–	1	–	–	–	–	–	–	–	–
1031	–	–	1	–	–	1	–	–	1	–	–	–	–	–	–	–	–	–
1041	–	1	–	–	1	–	–	1	–	–	–	–	–	–	–	–	–	–
1051	1	–	1	1	–	1	1	–	1	–	–	–	–	–	–	–	–	–
1052	8	4	7	8	4	6	5	4	4	3	–	2	–	–	–	–	–	1
1053	–	1	–	–	1	–	–	1	–	–	–	–	–	–	–	–	–	–
1061	13	19	15	13	19	14	10	19	13	3	–	1	–	–	–	–	–	1
1064	1	–	–	1	–	–	1	–	–	–	–	–	–	–	–	–	–	–
1066	8	7	10	8	7	9	4	5	9	4	2	–	–	–	–	–	–	1
1069	2	–	–	2	–	–	1	–	–	1	–	–	–	–	–	–	–	–
1091	3	9	1	3	8	1	3	6	–	–	2	1	–	–	–	–	1	–
1094	–	–	1	–	–	1	–	–	–	–	–	1	–	–	–	–	–	–
1099	5	1	3	5	1	3	5	1	2	–	–	1	–	–	–	–	–	–
1113	4	–	–	–	–	–	–	–	–	–	–	–	–	–	–	4	–	–
1121	1	1	–	–	1	–	–	1	–	–	–	–	–	–	–	1	–	–
1122	–	1	–	–	1	–	–	1	–	–	–	–	–	–	–	–	–	–
1220	1	–	–	–	–	–	–	–	–	–	–	–	–	–	–	1	–	–
1353	–	1	1	–	1	–	–	1	–	–	–	–	–	–	–	–	–	1
1411	1	–	–	1	–	–	–	–	–	1	–	–	–	–	–	–	–	–
1414	–	1	1	–	1	1	–	–	1	–	1	–	–	–	–	–	–	–
1510	13	3	9	13	3	9	10	3	8	3	–	1	–	–	–	–	–	–
1610	5	–	6	1	–	5	1	–	5	–	–	–	–	–	–	4	–	1
1731	–	1	–	–	–	–	–	–	–	–	–	–	–	–	–	–	1	–
1813	–	3	1	–	3	1	–	1	1	–	2	–	–	–	–	–	–	–
1822	1	–	–	1	–	–	–	–	–	1	–	–	–	–	–	–	–	–
1931	17	16	23	17	16	23	16	15	23	1	1	–	–	–	–	–	–	–
1932	5	18	2	5	18	2	5	18	2	–	–	–	–	–	–	–	–	–
2013	17	1	3	17	1	3	15	1	1	2	–	2	–	–	–	–	–	–
2071	12	9	5	12	9	5	11	9	1	1	–	4	–	–	–	–	–	–
2092	2	3	1	2	3	1	–	2	1	2	1	–	–	–	–	–	–	–
2212	4	4	2	4	4	2	4	4	2	–	–	–	–	–	–	–	–	–
2219	3	–	1	–	–	–	–	–	–	–	–	–	–	–	–	3	–	1
2222	2	2	–	2	2	–	1	2	–	1	–	–	–	–	–	–	–	–
2229	–	1	4	–	1	3	–	–	3	–	1	–	–	–	–	–	–	1
2311	3	2	–	3	2	–	3	2	–	–	–	–	–	–	–	–	–	–
2320	2	3	2	2	3	2	2	2	2	–	1	–	–	–	–	–	–	–
2330	8	9	4	8	9	4	4	7	3	4	2	1	–	–	–	–	–	–
2341	2	2	–	2	2	–	2	1	–	–	1	–	–	–	–	–	–	–
2342	15	10	8	15	9	7	11	6	6	4	3	–	–	–	1	–	1	1
2391	1	1	–	1	1	–	1	1	–	–	–	–	–	–	–	–	–	–
2452	1	–	–	–	–	–	–	–	–	–	–	–	–	–	–	1	–	–
2511	5	2	3	5	2	3	3	2	2	2	–	1	–	–	–	–	–	–
2512	1	–	1	1	–	1	1	–	1	–	–	–	–	–	–	–	–	–
2513	–	1	–	–	1	–	–	1	–	–	–	–	–	–	–	–	–	–
2521	3	–	–	3	–	–	3	–	–	–	–	–	–	–	–	–	–	–

Capítulo 8 - Tocantins

8.1 - Quantidade de acidentes do trabalho, por situação do registro e motivo, segundo a Classificação Nacional de Atividades Econômicas (CNAE), no estado de Tocantins - 2014/2016

(continuação)

CNAE	QUANTIDADE DE ACIDENTES DO TRABALHO																	
	Total			Com CAT Registrada												Sem CAT Registrada		
				Total			Motivo											
							Típico			Trajeto			Doença do Trabalho					
	2014	2015	2016	2014	2015	2016	2014	2015	2016	2014	2015	2016	2014	2015	2016	2014	2015	2016
2539	–	1	1	–	1	1	–	1	–	–	–	1	–	–	–	–	–	–
2592	–	–	1	–	–	1	–	–	–	–	–	1	–	–	–	–	–	–
2599	1	1	1	1	1	1	1	–	–	–	1	1	–	–	–	–	–	–
2790	–	3	7	–	3	7	–	3	7	–	–	–	–	–	–	–	–	–
2811	2	–	–	–	–	–	–	–	–	–	–	–	–	–	–	2	–	–
2812	–	1	1	–	1	–	–	1	–	–	–	–	–	–	–	–	–	1
2822	–	–	1	–	–	1	–	–	1	–	–	–	–	–	–	–	–	–
2829	–	4	–	–	4	–	–	–	–	–	4	–	–	–	–	–	–	–
2869	2	–	–	2	–	–	1	–	–	1	–	–	–	–	–	–	–	–
2930	4	–	3	4	–	3	3	–	3	1	–	–	–	–	–	–	–	–
2950	2	–	1	2	–	1	2	–	1	–	–	–	–	–	–	–	–	–
3011	2	–	–	2	–	–	1	–	–	1	–	–	–	–	–	–	–	–
3101	–	2	3	–	2	3	–	1	1	–	1	2	–	–	–	–	–	–
3102	–	–	1	–	–	1	–	–	1	–	–	–	–	–	–	–	–	–
3211	1	2	–	1	1	–	–	1	–	1	–	–	–	–	–	–	1	–
3230	2	1	–	–	–	–	–	–	–	–	–	–	–	–	–	2	1	–
3250	1	1	–	1	1	–	–	–	–	1	1	–	–	–	–	–	–	–
3299	–	–	1	–	–	1	–	–	1	–	–	–	–	–	–	–	–	–
3314	8	8	5	8	8	5	8	8	3	–	–	2	–	–	–	–	–	–
3321	–	4	–	–	4	–	–	4	–	–	–	–	–	–	–	–	–	–
3511	5	1	2	5	1	2	5	–	1	–	1	1	–	–	–	–	–	–
3512	5	2	7	5	2	7	4	1	6	1	1	1	–	–	–	–	–	–
3514	25	58	61	25	58	60	22	45	44	3	13	15	–	–	1	–	–	1
3600	3	15	14	3	14	13	–	12	9	3	2	4	–	–	–	–	1	1
3702	–	–	1	–	–	1	–	–	–	–	–	1	–	–	–	–	–	–
3811	2	6	7	2	6	7	1	4	7	1	2	–	–	–	–	–	–	–
3822	–	1	–	–	1	–	–	1	–	–	–	–	–	–	–	–	–	–
3839	1	6	6	1	4	5	1	1	5	–	3	–	–	–	–	–	2	1
4110	7	14	17	7	13	16	4	9	10	3	4	6	–	–	–	–	1	1
4120	87	62	50	87	60	45	75	44	38	11	14	6	1	2	1	–	2	5
4211	15	14	27	15	14	23	13	12	22	2	2	1	–	–	–	–	–	4
4212	2	–	1	2	–	1	1	–	–	1	–	–	–	–	1	–	–	–
4221	42	51	91	38	49	90	32	44	79	6	4	11	–	1	–	4	2	1
4222	–	3	5	–	3	5	–	2	5	–	1	–	–	–	–	–	–	–
4292	3	3	3	3	3	2	3	3	–	–	–	2	–	–	–	–	–	1
4299	4	2	–	4	2	–	3	1	–	–	1	–	1	–	–	–	–	–
4312	2	–	–	2	–	–	–	–	–	2	–	–	–	–	–	–	–	–
4313	4	4	–	4	4	–	4	4	–	–	–	–	–	–	–	–	–	–
4321	18	14	4	18	14	3	12	14	3	5	–	–	1	–	–	–	–	1
4322	–	2	2	–	2	2	–	1	1	–	1	1	–	–	–	–	–	–
4329	3	–	–	3	–	–	3	–	–	–	–	–	–	–	–	–	–	–
4330	3	1	1	3	–	1	3	–	–	–	–	1	–	–	–	–	1	–
4391	2	–	1	2	–	1	–	–	1	2	–	–	–	–	–	–	–	–
4399	3	1	1	3	1	–	1	1	–	2	–	–	–	–	–	–	–	1
4511	13	6	6	13	6	6	7	4	4	6	2	2	–	–	–	–	–	–
4520	3	4	3	3	4	3	2	3	2	1	1	1	–	–	–	–	–	–
4530	12	11	13	12	10	13	5	8	6	7	2	7	–	–	–	–	1	–
4541	3	4	–	2	4	–	1	–	–	1	4	–	–	–	–	1	–	–
4543	1	1	–	1	1	–	–	–	–	1	1	–	–	–	–	–	–	–
4614	–	1	–	–	1	–	–	1	–	–	–	–	–	–	–	–	–	–
4622	2	1	1	2	1	1	–	1	1	2	–	–	–	–	–	–	–	–
4623	1	–	2	1	–	2	1	–	2	–	–	–	–	–	–	–	–	–
4631	2	1	–	2	1	–	–	–	–	2	1	–	–	–	–	–	–	–
4632	1	–	2	1	–	2	–	–	2	1	–	–	–	–	–	–	–	–
4633	3	–	2	3	–	2	1	–	1	2	–	1	–	–	–	–	–	–
4634	2	2	1	2	2	1	1	–	1	1	2	–	–	–	–	–	–	–
4635	15	15	10	15	13	9	10	6	5	5	7	4	–	–	–	–	2	1
4637	3	1	–	3	1	–	–	1	–	3	–	–	–	–	–	–	–	–
4639	22	4	3	22	3	2	18	1	2	4	2	–	–	–	–	–	1	1
4641	1	–	1	1	–	1	–	–	–	1	–	1	–	–	–	–	–	–
4642	1	–	–	1	–	–	1	–	–	–	–	–	–	–	–	–	–	–
4644	–	3	2	–	3	2	–	–	–	–	3	2	–	–	–	–	–	–
4646	–	–	1	–	–	1	–	–	–	–	–	1	–	–	–	–	–	–
4647	1	–	–	1	–	–	1	–	–	–	–	–	–	–	–	–	–	–
4649	4	4	5	4	3	5	1	2	1	3	1	4	–	–	–	–	1	–
4651	1	–	1	1	–	1	–	–	–	1	–	1	–	–	–	–	–	–
4661	3	–	–	3	–	–	2	–	–	1	–	–	–	–	–	–	–	–
4664	–	–	1	–	–	1	–	–	1	–	–	–	–	–	–	–	–	–
4671	–	1	–	–	1	–	–	1	–	–	–	–	–	–	–	–	–	–
4672	–	3	6	–	3	6	–	1	3	–	2	1	–	–	2	–	–	–
4679	2	3	–	2	3	–	1	2	–	1	1	–	–	–	–	–	–	–
4681	–	1	–	–	1	–	–	1	–	–	–	–	–	–	–	–	–	–
4682	2	3	2	2	3	1	1	3	1	1	–	–	–	–	–	–	–	1
4683	–	1	–	–	1	–	–	1	–	–	–	–	–	–	–	–	–	–
4687	–	–	1	–	–	1	–	–	1	–	–	–	–	–	–	–	–	–
4689	–	–	4	–	–	4	–	–	1	–	–	3	–	–	–	–	–	–
4691	–	2	–	–	2	–	–	2	–	–	–	–	–	–	–	–	–	–

Capítulo 8 - Tocantins

8.1 - Quantidade de acidentes do trabalho, por situação do registro e motivo, segundo a Classificação Nacional de Atividades Econômicas (CNAE), no estado de Tocantins - 2014/2016

(continuação)

CNAE	QUANTIDADE DE ACIDENTES DO TRABALHO																	
	Total			Com CAT Registrada												Sem CAT Registrada		
				Total			Motivo											
							Típico			Trajeto			Doença do Trabalho					
	2014	2015	2016	2014	2015	2016	2014	2015	2016	2014	2015	2016	2014	2015	2016	2014	2015	2016
4693	1	–	–	1	–	–	1	–	–	–	–	–	–	–	–	–	–	–
4711	28	22	24	28	20	21	21	12	11	7	7	10	–	1	–	–	2	3
4712	1	5	4	1	3	3	1	2	2	–	–	1	–	1	–	–	2	1
4713	1	2	2	1	2	2	–	2	1	1	–	1	–	–	–	–	–	–
4721	2	1	–	2	1	–	–	–	–	2	1	–	–	–	–	–	–	–
4722	–	–	1	–	–	1	–	–	1	–	–	–	–	–	–	–	–	–
4723	3	2	–	3	2	–	2	1	–	1	1	–	–	–	–	–	–	–
4724	1	–	–	1	–	–	–	–	–	1	–	–	–	–	–	–	–	–
4729	1	3	4	1	3	4	1	2	1	–	1	3	–	–	–	–	–	–
4731	15	13	5	15	13	5	4	6	4	9	7	1	2	–	–	–	–	–
4741	1	1	1	1	1	1	1	–	1	–	1	–	–	–	–	–	–	–
4742	2	4	3	2	4	3	1	2	2	1	2	1	–	–	–	–	–	–
4743	–	2	1	–	2	1	–	1	1	–	1	–	–	–	–	–	–	–
4744	13	6	8	13	5	8	7	3	4	5	1	4	1	1	–	–	1	–
4751	–	3	2	–	3	2	–	–	–	–	3	2	–	–	–	–	–	–
4752	1	–	2	1	–	2	–	–	1	1	–	1	–	–	–	–	–	–
4753	5	2	5	5	2	5	–	1	3	5	1	2	–	–	–	–	–	–
4754	2	5	4	2	4	4	1	4	1	–	–	3	1	–	–	–	1	–
4755	5	3	1	5	3	1	1	–	–	4	3	1	–	–	–	–	–	–
4757	–	1	2	–	1	2	–	1	1	–	–	1	–	–	–	–	–	–
4759	–	1	2	–	1	2	–	1	1	–	–	1	–	–	–	–	–	–
4761	1	–	1	1	–	1	1	–	1	–	–	–	–	–	–	–	–	–
4763	–	–	2	–	–	2	–	–	–	–	–	2	–	–	–	–	–	–
4771	3	4	8	3	4	8	1	2	4	1	1	4	1	1	–	–	–	–
4772	–	2	–	–	2	–	–	2	–	–	–	–	–	–	–	–	–	–
4774	–	1	–	–	1	–	–	–	–	–	1	–	–	–	–	–	–	–
4781	6	1	3	6	1	3	1	–	–	5	1	1	–	–	2	–	–	–
4782	1	1	–	1	1	–	–	–	–	1	1	–	–	–	–	–	–	–
4784	3	–	4	3	–	4	1	–	3	2	–	1	–	–	–	–	–	–
4789	5	8	7	5	8	7	5	6	4	–	2	3	–	–	–	–	–	–
4911	2	3	7	2	3	7	2	3	7	–	–	–	–	–	–	–	–	–
4921	1	2	1	1	2	1	1	2	1	–	–	–	–	–	–	–	–	–
4922	6	1	2	6	1	2	5	1	2	1	–	–	–	–	–	–	–	–
4923	1	–	–	1	–	–	1	–	–	–	–	–	–	–	–	–	–	–
4929	3	3	1	3	2	1	–	2	1	3	–	–	–	–	–	–	1	–
4930	39	43	31	39	40	27	26	26	18	11	14	9	2	–	–	–	3	4
5111	4	5	–	2	3	–	1	–	–	1	3	–	–	–	–	2	2	–
5120	–	–	1	–	–	1	–	–	1	–	–	–	–	–	–	–	–	–
5211	5	2	4	5	2	4	4	1	4	1	1	–	–	–	–	–	–	–
5212	2	1	–	1	–	–	1	–	–	–	–	–	–	–	–	1	1	–
5229	1	–	1	1	–	1	1	–	–	–	–	1	–	–	–	–	–	–
5232	–	1	–	–	–	–	–	–	–	–	–	–	–	–	–	–	1	–
5240	5	4	6	5	3	6	3	2	2	2	1	4	–	–	–	–	1	–
5310	47	64	59	47	49	49	45	42	47	2	5	2	–	2	–	–	15	10
5320	2	4	3	2	4	2	1	3	1	–	1	1	1	–	–	–	–	1
5510	9	2	4	9	2	4	4	–	1	3	2	3	2	–	–	–	–	–
5611	10	12	15	10	12	14	4	5	3	6	6	10	–	1	1	–	–	1
5620	–	2	–	–	2	–	–	–	–	–	1	–	–	1	–	–	–	–
5811	1	–	–	1	–	–	–	–	–	1	–	–	–	–	–	–	–	–
5822	2	–	4	2	–	4	1	–	3	1	–	1	–	–	–	–	–	–
5911	–	1	1	–	1	1	–	1	–	–	–	1	–	–	–	–	–	–
6010	–	1	–	–	–	–	–	–	–	–	–	–	–	–	–	–	1	–
6021	–	3	–	–	2	–	–	–	–	–	2	–	–	–	–	–	1	–
6110	–	3	1	–	3	1	–	2	–	–	1	1	–	–	–	–	–	–
6120	1	2	–	1	2	–	–	1	–	1	1	–	–	–	–	–	–	–
6190	–	–	1	–	–	1	–	–	–	–	–	1	–	–	–	–	–	–
6204	–	1	–	–	1	–	–	–	–	–	–	–	–	1	–	–	–	–
6209	3	1	1	3	1	1	2	–	–	1	1	1	–	–	–	–	–	–
6311	1	–	3	1	–	3	1	–	3	–	–	–	–	–	–	–	–	–
6421	1	–	–	1	–	–	–	–	–	1	–	–	–	–	–	–	–	–
6422	10	5	6	10	5	5	5	2	3	2	–	2	3	3	–	–	–	1
6462	3	1	–	3	1	–	–	1	–	3	–	–	–	–	–	–	–	–
6493	–	1	–	–	1	–	–	–	–	–	1	–	–	–	–	–	–	–
6550	2	1	1	2	1	1	–	1	–	2	–	1	–	–	–	–	–	–
6810	1	1	3	1	1	3	1	1	2	–	–	1	–	–	–	–	–	–
6821	1	–	–	1	–	–	1	–	–	–	–	–	–	–	–	–	–	–
6822	1	1	1	1	1	1	1	1	1	–	–	–	–	–	–	–	–	–
6912	–	–	1	–	–	1	–	–	–	–	–	1	–	–	–	–	–	–
6920	1	3	7	1	3	7	1	1	–	–	2	7	–	–	–	–	–	–
7020	1	3	17	1	3	14	–	3	4	1	–	10	–	–	–	–	–	3
7112	6	3	13	6	3	13	5	2	6	1	1	7	–	–	–	–	–	–
7119	2	1	2	2	1	2	1	1	1	1	–	1	–	–	–	–	–	–
7210	5	5	1	4	5	1	4	5	1	–	–	–	–	–	–	1	–	–
7420	–	2	–	–	1	–	–	1	–	–	–	–	–	–	–	–	1	–
7490	2	7	3	2	7	3	2	6	3	–	1	–	–	–	–	–	–	–
7500	–	1	–	–	1	–	–	1	–	–	–	–	–	–	–	–	–	–
7711	1	2	1	1	2	1	1	–	–	–	2	1	–	–	–	–	–	–

Capítulo 8 - Tocantins

8.1 - Quantidade de acidentes do trabalho, por situação do registro e motivo, segundo a Classificação Nacional de Atividades Econômicas (CNAE), no estado de Tocantins - 2014/2016

(conclusão)

CNAE	QUANTIDADE DE ACIDENTES DO TRABALHO																	
	Total			Com CAT Registrada												Sem CAT Registrada		
				Total			Motivo											
							Típico			Trajeto			Doença do Trabalho					
	2014	2015	2016	2014	2015	2016	2014	2015	2016	2014	2015	2016	2014	2015	2016	2014	2015	2016
7731	1	1	–	1	1	–	1	–	–	–	1	–	–	–	–	–	–	–
7732	–	1	–	–	1	–	–	–	–	–	1	–	–	–	–	–	–	–
7739	–	2	4	–	2	4	–	1	2	–	1	1	–	–	1	–	–	–
7810	1	–	–	1	–	–	1	–	–	–	–	–	–	–	–	–	–	–
7820	1	–	–	1	–	–	–	–	–	1	–	–	–	–	–	–	–	–
7830	–	–	2	–	–	2	–	–	2	–	–	–	–	–	–	–	–	–
7911	1	–	1	1	–	1	–	–	–	1	–	1	–	–	–	–	–	–
8011	4	3	3	4	3	3	1	–	1	3	3	2	–	–	–	–	–	–
8012	1	1	2	1	1	2	1	–	2	–	1	–	–	–	–	–	–	–
8020	–	6	4	–	6	4	–	1	2	–	5	2	–	–	–	–	–	–
8030	1	–	–	–	–	–	–	–	–	–	–	–	–	–	–	1	–	–
8111	–	–	1	–	–	1	–	–	–	–	–	1	–	–	–	–	–	–
8112	–	1	4	–	1	4	–	1	2	–	–	2	–	–	–	–	–	–
8121	8	5	5	8	5	4	2	1	–	6	2	4	–	2	–	–	–	1
8122	1	–	–	1	–	–	1	–	–	–	–	–	–	–	–	–	–	–
8129	–	3	–	–	2	–	–	–	–	–	2	–	–	–	–	–	1	–
8130	3	–	–	–	–	–	–	–	–	–	–	–	–	–	–	3	–	–
8211	1	–	1	1	–	1	1	–	–	–	–	1	–	–	–	–	–	–
8219	–	–	2	–	–	2	–	–	–	–	–	2	–	–	–	–	–	–
8220	–	7	7	–	7	5	–	1	1	–	6	3	–	–	1	–	–	2
8299	–	1	1	–	1	1	–	–	–	–	1	1	–	–	–	–	–	–
8411	8	9	8	8	9	7	5	8	5	3	1	2	–	–	–	–	–	1
8423	–	1	–	–	1	–	–	–	–	–	1	–	–	–	–	–	–	–
8424	–	–	1	–	–	1	–	–	1	–	–	–	–	–	–	–	–	–
8511	5	4	2	–	–	1	–	–	1	–	–	–	–	–	–	5	4	1
8512	1	–	–	1	–	–	–	–	–	–	–	–	1	–	–	–	–	–
8513	2	6	13	2	6	13	2	5	11	–	1	2	–	–	–	–	–	–
8520	11	15	12	11	15	12	11	15	12	–	–	–	–	–	–	–	–	–
8531	–	2	3	–	1	2	–	–	2	–	1	–	–	–	–	–	1	1
8532	2	8	7	2	8	7	2	4	5	–	4	1	–	–	1	–	–	–
8541	2	1	1	2	1	1	–	1	1	2	–	–	–	–	–	–	–	–
8599	26	10	15	26	9	14	16	5	10	9	4	3	1	–	1	–	1	1
8610	45	74	37	45	74	37	39	61	35	4	13	2	2	–	–	–	–	–
8630	3	2	1	3	2	1	2	1	–	1	1	–	–	–	1	–	–	–
8640	15	12	12	15	12	12	10	10	10	5	2	2	–	–	–	–	–	–
8650	1	–	–	1	–	–	1	–	–	–	–	–	–	–	–	–	–	–
8660	–	–	11	–	–	11	–	–	11	–	–	–	–	–	–	–	–	–
8800	1	3	2	1	3	2	–	2	1	1	1	1	–	–	–	–	–	–
9001	1	–	1	1	–	1	1	–	1	–	–	–	–	–	–	–	–	–
9319	–	–	1	–	–	1	–	–	–	–	–	1	–	–	–	–	–	–
9329	1	–	–	1	–	–	–	–	–	1	–	–	–	–	–	–	–	–
9412	–	–	1	–	–	1	–	–	–	–	–	1	–	–	–	–	–	–
9420	2	1	–	2	1	–	2	–	–	–	–	–	–	1	–	–	–	–
9430	1	2	4	1	2	4	1	–	1	–	2	3	–	–	–	–	–	–
9491	–	–	2	–	–	2	–	–	2	–	–	–	–	–	–	–	–	–
9493	–	–	2	–	–	2	–	–	2	–	–	–	–	–	–	–	–	–
9499	1	1	21	1	1	21	–	–	18	1	1	3	–	–	–	–	–	–
9511	1	1	1	1	1	1	–	1	1	1	–	–	–	–	–	–	–	–
9521	2	–	–	2	–	–	1	–	–	1	–	–	–	–	–	–	–	–
9529	–	2	8	–	2	6	–	2	3	–	–	3	–	–	–	–	–	2
9602	1	–	–	1	–	–	–	–	–	1	–	–	–	–	–	–	–	–
9603	1	–	1	1	–	1	–	–	–	–	–	1	1	–	–	–	–	–
9609	1	–	1	1	–	1	–	–	–	1	–	1	–	–	–	–	–	–
Ignorado	305	188	210	22	26	33	19	19	27	2	6	6	1	1	–	283	162	177

Fonte: DATAPREV, CAT, SUB.
Nota: Os dados são preliminares, estando sujeitos a correções.

Capítulo 8 - Tocantins

8.2 - Quantidade de acidentes do trabalho, por situação do registro e motivo, segundo os grupos de idade e sexo, no estado de Tocantins - 2014/2016

GRUPOS DE IDADE E SEXO	QUANTIDADE DE ACIDENTES DO TRABALHO																	
	Total			Com CAT Registrada												Sem CAT Registrada		
				Total			Motivo											
							Típico			Trajeto			Doença do Trabalho					
	2014	2015	2016	2014	2015	2016	2014	2015	2016	2014	2015	2016	2014	2015	2016	2014	2015	2016
TOTAL	**1.549**	**1.408**	**1.496**	**1.214**	**1.172**	**1.249**	**880**	**880**	**937**	**308**	**268**	**295**	**26**	**24**	**17**	**335**	**236**	**247**
Masculino	**1.260**	**1.131**	**1.198**	**1.013**	**937**	**1.014**	**770**	**735**	**805**	**231**	**190**	**199**	**12**	**12**	**10**	**247**	**194**	**184**
Feminino	**288**	**277**	**298**	**200**	**235**	**235**	**109**	**145**	**132**	**77**	**78**	**96**	**14**	**12**	**7**	**88**	**42**	**63**
Ignorado	**1**	**–**	**–**	**1**	**–**	**–**	**1**	**–**	**–**	**–**	**–**	**–**	**–**	**–**	**–**	**–**	**–**	**–**
Até 19 anos	60	32	41	47	30	38	27	18	20	20	12	17	–	–	1	13	2	3
Masculino	50	26	35	42	24	33	26	16	20	16	8	13	–	–	–	8	2	2
Feminino	10	6	6	5	6	5	1	2	–	4	4	4	–	–	1	5	–	1
Ignorado	–	–	–	–	–	–	–	–	–	–	–	–	–	–	–	–	–	–
20 a 24 anos	235	241	243	193	207	211	141	155	148	50	51	60	2	1	3	42	34	32
Masculino	197	203	205	164	174	178	128	138	135	35	35	41	1	1	2	33	29	27
Feminino	38	38	38	29	33	33	13	17	13	15	16	19	1	–	1	9	5	5
Ignorado	–	–	–	–	–	–	–	–	–	–	–	–	–	–	–	–	–	–
25 a 29 anos	311	257	289	255	210	245	176	160	186	74	46	57	5	4	2	56	47	44
Masculino	256	202	226	215	167	191	156	131	155	56	33	36	3	3	–	41	35	35
Feminino	54	55	63	39	43	54	19	29	31	18	13	21	2	1	2	15	12	9
Ignorado	1	–	–	1	–	–	1	–	–	–	–	–	–	–	–	–	–	–
30 a 34 anos	277	262	264	223	222	219	172	180	167	46	38	49	5	4	3	54	40	45
Masculino	217	207	217	174	176	186	146	147	143	27	27	40	1	2	3	43	31	31
Feminino	60	55	47	49	46	33	26	33	24	19	11	9	4	2	–	11	9	14
Ignorado	–	–	–	–	–	–	–	–	–	–	–	–	–	–	–	–	–	–
35 a 39 anos	212	241	212	164	205	178	118	147	138	40	54	39	6	4	1	48	36	34
Masculino	174	188	164	136	156	139	102	112	119	32	40	20	2	4	–	38	32	25
Feminino	38	53	48	28	49	39	16	35	19	8	14	19	4	–	1	10	4	9
Ignorado	–	–	–	–	–	–	–	–	–	–	–	–	–	–	–	–	–	–
40 a 44 anos	154	144	167	112	120	139	79	89	111	28	26	27	5	5	1	42	24	28
Masculino	117	119	126	86	97	107	61	77	87	21	19	19	4	1	1	31	22	19
Feminino	37	25	41	26	23	32	18	12	24	7	7	8	1	4	–	11	2	9
Ignorado	–	–	–	–	–	–	–	–	–	–	–	–	–	–	–	–	–	–
45 a 49 anos	117	91	110	88	74	88	70	54	68	17	17	18	1	3	2	29	17	22
Masculino	93	71	86	75	56	69	61	45	56	13	11	12	1	–	1	18	15	17
Feminino	24	20	24	13	18	19	9	9	12	4	6	6	–	3	1	11	2	5
Ignorado	–	–	–	–	–	–	–	–	–	–	–	–	–	–	–	–	–	–
50 a 54 anos	102	67	98	79	53	73	60	39	53	17	11	19	2	3	1	23	14	25
Masculino	84	53	79	71	41	60	55	34	47	16	6	12	–	1	1	13	12	19
Feminino	18	14	19	8	12	13	5	5	6	1	5	7	2	2	–	10	2	6
Ignorado	–	–	–	–	–	–	–	–	–	–	–	–	–	–	–	–	–	–
55 a 59 anos	52	52	40	33	32	33	24	21	25	9	11	6	–	–	2	19	20	7
Masculino	46	43	31	31	29	27	23	20	22	8	9	4	–	–	1	15	14	4
Feminino	6	9	9	2	3	6	1	1	3	1	2	2	–	–	1	4	6	3
Ignorado	–	–	–	–	–	–	–	–	–	–	–	–	–	–	–	–	–	–
60 a 64 anos	21	15	26	14	13	19	10	12	17	4	1	2	–	–	–	7	2	7
Masculino	18	13	23	13	11	18	9	10	17	4	1	1	–	–	–	5	2	5
Feminino	3	2	3	1	2	1	1	2	–	–	–	1	–	–	–	2	–	2
Ignorado	–	–	–	–	–	–	–	–	–	–	–	–	–	–	–	–	–	–
65 a 69 anos	8	4	5	6	4	5	3	4	3	3	–	1	–	–	1	2	–	–
Masculino	8	4	5	6	4	5	3	4	3	3	–	1	–	–	1	2	–	–
Feminino	–	–	–	–	–	–	–	–	–	–	–	–	–	–	–	–	–	–
Ignorado	–	–	–	–	–	–	–	–	–	–	–	–	–	–	–	–	–	–
70 anos e mais	–	2	1	–	2	1	–	1	1	–	1	–	–	–	–	–	–	–
Masculino	–	2	1	–	2	1	–	1	1	–	1	–	–	–	–	–	–	–
Feminino	–	–	–	–	–	–	–	–	–	–	–	–	–	–	–	–	–	–
Ignorado	–	–	–	–	–	–	–	–	–	–	–	–	–	–	–	–	–	–
Ignorada	–	–	–	–	–	–	–	–	–	–	–	–	–	–	–	–	–	–
Masculino	–	–	–	–	–	–	–	–	–	–	–	–	–	–	–	–	–	–
Feminino	–	–	–	–	–	–	–	–	–	–	–	–	–	–	–	–	–	–
Ignorado	–	–	–	–	–	–	–	–	–	–	–	–	–	–	–	–	–	–

Fonte: DATAPREV, CAT, SUB.
Nota: Os dados são preliminares, estando sujeitos a correções.

Capítulo 8 - Tocantins

8.3 - Quantidade mensal de acidentes do trabalho, por situação do registro e motivo, no estado de Tocantins - 2014/2016

MESES	QUANTIDADE DE ACIDENTES DO TRABALHO																	
	Total			Com CAT Registrada												Sem CAT Registrada		
				Total			Motivo											
							Típico			Trajeto			Doença do Trabalho					
	2014	2015	2016	2014	2015	2016	2014	2015	2016	2014	2015	2016	2014	2015	2016	2014	2015	2016
TOTAL	**1.549**	**1.408**	**1.496**	**1.214**	**1.172**	**1.249**	**880**	**880**	**937**	**308**	**268**	**295**	**26**	**24**	**17**	**335**	**236**	**247**
Janeiro	107	115	107	88	95	83	62	69	66	24	24	16	2	2	1	19	20	24
Fevereiro	135	78	111	106	63	90	80	45	61	25	17	25	1	1	4	29	15	21
Março	115	117	137	94	101	118	83	80	92	10	18	26	1	3	–	21	16	19
Abril	105	106	127	80	95	108	48	72	82	28	21	24	4	2	2	25	11	19
Maio	143	147	145	117	114	118	88	88	92	25	25	25	4	1	1	26	33	27
Junho	124	95	147	95	74	124	66	52	89	23	21	33	6	1	2	29	21	23
Julho	131	135	129	95	110	112	68	76	88	25	31	24	2	3	–	36	25	17
Agosto	146	141	138	107	119	112	82	88	83	24	29	26	1	2	3	39	22	26
Setembro	148	125	108	114	105	95	80	83	75	32	21	20	2	1	–	34	20	13
Outubro	148	112	126	110	95	106	77	74	81	33	19	25	–	2	–	38	17	20
Novembro	140	123	129	114	108	108	77	83	74	34	23	31	3	2	3	26	15	21
Dezembro	107	114	92	94	93	75	69	70	54	25	19	20	–	4	1	13	21	17

Fonte: DATAPREV, CAT, SUB.
Nota: Os dados são preliminares, estando sujeitos a correções.

DISTRIBUIÇÃO DE ACIDENTES DO TRABALHO, POR MOTIVO, NO ESTADO DE TOCANTINS - 2016

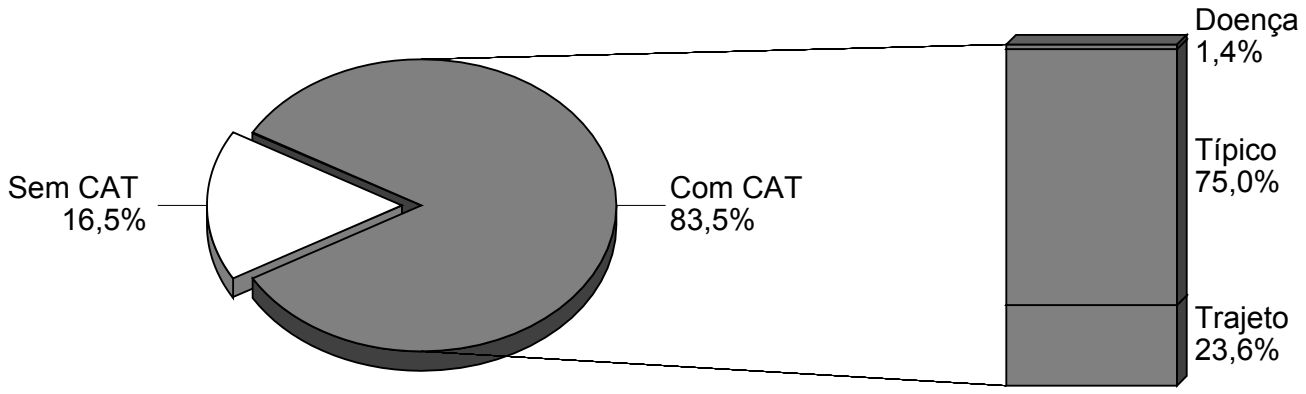

Fonte: DATAPREV, CAT, SUB.

Capítulo 9 - Maranhão

9.1 - Quantidade de acidentes do trabalho, por situação do registro e motivo, segundo a Classificação Nacional de Atividades Econômicas (CNAE), no estado do Maranhão - 2014/2016

(continua)

CNAE	QUANTIDADE DE ACIDENTES DO TRABALHO																	
	Total			Com CAT Registrada												Sem CAT Registrada		
				Total			Motivo											
							Típico			Trajeto			Doença do Trabalho					
	2014	2015	2016	2014	2015	2016	2014	2015	2016	2014	2015	2016	2014	2015	2016	2014	2015	2016
TOTAL	**5.552**	**4.765**	**4.290**	**3.469**	**3.249**	**2.790**	**2.607**	**2.433**	**2.003**	**750**	**710**	**737**	**112**	**106**	**50**	**2.083**	**1.516**	**1.500**
0111	29	11	4	2	2	2	–	1	1	2	1	1	–	–	–	27	9	2
0112	7	1	–	–	–	–	–	–	–	–	–	–	–	–	–	7	1	–
0113	76	31	9	69	28	7	66	27	7	3	1	–	–	–	–	7	3	2
0114	1	–	–	–	–	–	–	–	–	–	–	–	–	–	–	1	–	–
0115	26	25	20	26	18	15	21	13	11	5	5	4	–	–	–	–	7	5
0116	–	1	–	–	1	–	–	1	–	–	–	–	–	–	–	–	–	–
0121	1	5	3	–	–	–	–	–	–	–	–	–	–	–	–	1	5	3
0139	1	–	–	–	–	–	–	–	–	–	–	–	–	–	–	1	–	–
0141	3	7	10	3	6	9	2	3	6	1	3	3	–	–	–	–	1	1
0142	1	2	1	1	2	1	1	2	1	–	–	–	–	–	–	–	–	–
0151	14	15	7	14	14	7	12	12	6	2	2	1	–	–	–	–	1	–
0152	1	–	–	1	–	–	1	–	–	–	–	–	–	–	–	–	–	–
0154	–	1	–	–	1	–	–	–	–	–	1	–	–	–	–	–	–	–
0155	9	4	9	9	2	6	6	2	4	3	–	2	–	–	–	–	2	3
0161	7	14	10	7	14	9	7	11	9	–	3	–	–	–	–	–	–	1
0162	3	2	2	3	2	2	2	2	2	1	–	–	–	–	–	–	–	–
0163	1	1	4	1	–	2	1	–	1	–	–	1	–	–	–	–	1	2
0210	89	95	35	89	93	33	87	83	30	2	9	3	–	1	–	–	2	2
0220	–	1	2	–	–	2	–	–	1	–	–	1	–	–	–	–	1	–
0230	56	30	20	56	29	18	48	28	18	8	1	–	–	–	–	–	1	2
0312	1	–	–	1	–	–	–	–	–	1	–	–	–	–	–	–	–	–
0600	–	–	5	–	–	5	–	–	5	–	–	–	–	–	–	–	–	–
0710	10	14	4	10	14	4	10	14	4	–	–	–	–	–	–	–	–	–
0724	79	6	–	79	6	–	78	6	–	1	–	–	–	–	–	–	–	–
0810	19	16	11	19	15	11	14	11	9	5	4	2	–	–	–	–	1	–
0891	1	–	1	1	–	1	1	–	1	–	–	–	–	–	–	–	–	–
0893	4	3	4	4	3	3	4	3	2	–	–	1	–	–	–	–	–	1
0899	2	1	2	2	1	2	2	1	2	–	–	–	–	–	–	–	–	–
0910	3	3	–	3	3	–	3	2	–	–	1	–	–	–	–	–	–	–
0990	2	3	2	2	3	2	1	2	2	1	1	–	–	–	–	–	–	–
1011	32	38	38	32	34	38	24	30	28	8	4	9	–	–	1	–	4	–
1012	10	6	3	1	1	2	1	1	–	–	–	2	–	–	–	9	5	1
1013	–	1	–	–	1	–	–	–	–	–	1	–	–	–	–	–	–	–
1041	5	7	2	5	7	2	5	6	2	–	1	–	–	–	–	–	–	–
1042	–	–	1	–	–	–	–	–	–	–	–	–	–	–	–	–	–	1
1052	2	3	3	2	3	3	1	3	–	1	–	3	–	–	–	–	–	–
1061	1	1	1	1	1	1	–	1	–	1	–	1	–	–	–	–	–	–
1062	4	8	4	4	8	4	4	7	4	–	1	–	–	–	–	–	–	–
1066	3	5	4	3	4	4	1	3	2	2	1	2	–	–	–	–	1	–
1069	6	3	2	6	1	1	4	1	1	1	–	–	1	–	–	–	2	1
1071	13	68	61	13	68	61	11	66	56	2	2	4	–	–	1	–	–	–
1072	2	–	–	2	–	–	2	–	–	–	–	–	–	–	–	–	–	–
1081	–	2	–	–	2	–	–	2	–	–	–	–	–	–	–	–	–	–
1091	3	8	10	3	7	9	–	3	7	3	4	2	–	–	–	–	1	1
1099	–	1	–	–	1	–	–	–	–	–	1	–	–	–	–	–	–	–
1111	1	4	1	1	4	1	1	3	–	–	1	1	–	–	–	–	–	–
1113	14	13	18	14	11	17	10	6	14	4	5	2	–	–	1	–	2	1
1121	7	3	6	6	2	3	4	1	3	2	1	–	–	–	–	1	1	3
1122	78	59	62	78	56	58	64	44	47	14	12	11	–	–	–	–	3	4
1351	1	–	–	1	–	–	–	–	–	1	–	–	–	–	–	–	–	–
1412	–	1	1	–	1	1	–	–	–	–	1	1	–	–	–	–	–	–
1413	–	1	–	–	1	–	–	1	–	–	–	–	–	–	–	–	–	–
1414	1	–	1	1	–	1	–	–	1	–	–	–	1	–	–	–	–	–
1422	–	–	1	–	–	1	–	–	–	–	–	–	–	–	1	–	–	–
1510	10	15	12	10	14	11	9	14	11	–	–	–	1	–	–	–	1	1
1610	8	5	–	8	5	–	7	4	–	1	1	–	–	–	–	–	–	–
1621	1	2	4	1	2	3	1	1	2	–	1	1	–	–	–	–	–	1
1622	–	–	1	–	–	1	–	–	–	–	–	1	–	–	–	–	–	–
1710	16	11	16	16	11	16	14	11	13	2	–	3	–	–	–	–	–	–
1721	9	4	1	9	4	1	9	3	1	–	1	–	–	–	–	–	–	–
1731	1	–	–	–	–	–	–	–	–	–	–	–	–	–	–	1	–	–
1733	1	–	–	1	–	–	1	–	–	–	–	–	–	–	–	–	–	–
1741	4	–	–	–	–	–	–	–	–	–	–	–	–	–	–	4	–	–
1742	–	–	1	–	–	1	–	–	1	–	–	–	–	–	–	–	–	–
1811	4	–	1	1	–	1	1	–	–	–	–	1	–	–	–	3	–	–
1812	2	2	–	–	2	–	–	2	–	–	–	–	–	–	–	2	–	–
1813	1	2	1	1	2	1	1	–	1	–	2	–	–	–	–	–	–	–
1821	–	7	2	–	6	2	–	–	1	–	6	1	–	–	–	–	1	–
1910	2	–	–	–	–	–	–	–	–	–	–	–	–	–	–	2	–	–
1921	7	9	16	7	8	14	4	6	13	3	2	1	–	–	–	–	1	2
1931	25	19	8	23	15	7	20	13	6	3	2	1	–	–	–	2	4	1
2012	–	1	–	–	1	–	–	–	–	–	1	–	–	–	–	–	–	–
2013	6	7	11	6	7	9	5	7	7	1	–	1	–	–	1	–	–	2
2019	1	2	3	1	2	3	–	1	3	1	1	–	–	–	–	–	–	–
2040	5	–	–	2	–	–	2	–	–	–	–	–	–	–	–	3	–	–
2061	1	2	2	1	2	2	1	–	1	–	2	1	–	–	–	–	–	–

Capítulo 9 - Maranhão

9.1 - Quantidade de acidentes do trabalho, por situação do registro e motivo, segundo a Classificação Nacional de Atividades Econômicas (CNAE), no estado do Maranhão - 2014/2016

(continuação)

CNAE	QUANTIDADE DE ACIDENTES DO TRABALHO																	
	Total			Com CAT Registrada												Sem CAT Registrada		
				Total			Motivo											
							Típico			Trajeto			Doença do Trabalho					
	2014	2015	2016	2014	2015	2016	2014	2015	2016	2014	2015	2016	2014	2015	2016	2014	2015	2016
2062	–	1	–	–	1	–	–	1	–	–	–	–	–	–	–	–	–	–
2063	–	1	–	–	1	–	–	–	–	–	1	–	–	–	–	–	–	–
2212	3	4	3	3	3	3	3	2	2	–	1	1	–	–	–	–	1	–
2219	22	4	2	–	–	–	–	–	–	–	–	–	–	–	–	22	4	2
2221	1	1	–	1	1	–	1	1	–	–	–	–	–	–	–	–	–	–
2222	1	–	2	1	–	2	–	–	1	1	–	1	–	–	–	–	–	–
2229	–	1	1	–	1	1	–	1	1	–	–	–	–	–	–	–	–	–
2320	67	29	27	65	29	27	63	27	25	2	2	2	–	–	–	2	–	–
2330	16	11	8	16	10	7	11	7	6	5	2	1	–	1	–	–	1	1
2341	1	4	1	1	2	–	1	2	–	–	–	–	–	–	–	–	2	1
2342	16	23	20	16	22	20	11	22	16	5	–	4	–	–	–	–	1	–
2349	5	8	6	5	6	4	3	5	4	2	1	–	–	–	–	–	2	2
2391	1	–	–	1	–	–	1	–	–	–	–	–	–	–	–	–	–	–
2392	2	2	1	2	2	1	2	2	1	–	–	–	–	–	–	–	–	–
2399	–	2	–	–	1	–	–	1	–	–	–	–	–	–	–	–	1	–
2411	68	47	44	68	46	43	64	41	42	3	4	1	1	1	–	–	1	1
2423	12	15	12	12	13	11	11	13	11	1	–	–	–	–	–	–	2	1
2431	1	4	12	1	4	12	1	4	10	–	–	2	–	–	–	–	–	–
2439	–	1	1	–	1	1	–	1	1	–	–	–	–	–	–	–	–	–
2441	11	15	15	11	15	15	9	15	14	2	–	1	–	–	–	–	–	–
2451	–	1	–	–	1	–	–	1	–	–	–	–	–	–	–	–	–	–
2511	5	8	8	3	7	7	2	6	6	–	–	1	1	1	–	2	1	1
2512	3	5	2	2	4	2	2	4	2	–	–	–	–	–	–	1	1	–
2513	1	1	–	1	1	–	1	1	–	–	–	–	–	–	–	–	–	–
2522	1	–	–	–	–	–	–	–	–	–	–	–	–	–	–	1	–	–
2539	4	5	2	4	4	–	2	3	–	2	1	–	–	–	–	–	1	2
2542	2	1	1	2	1	1	2	–	1	–	1	–	–	–	–	–	–	–
2599	7	10	3	7	10	2	7	10	2	–	–	–	–	–	–	–	–	1
2631	1	–	–	1	–	–	1	–	–	–	–	–	–	–	–	–	–	–
2640	1	–	–	1	–	–	–	–	–	1	–	–	–	–	–	–	–	–
2710	–	1	–	–	1	–	–	–	–	–	1	–	–	–	–	–	–	–
2733	4	4	4	4	4	3	4	3	3	–	1	–	–	–	–	–	–	1
2751	1	–	–	–	–	–	–	–	–	–	–	–	–	–	–	1	–	–
2790	–	1	–	–	1	–	–	1	–	–	–	–	–	–	–	–	–	–
2821	10	3	1	10	2	–	9	–	–	1	2	–	–	–	–	–	1	1
2822	5	1	1	5	1	1	5	1	1	–	–	–	–	–	–	–	–	–
2829	2	6	–	2	6	–	2	5	–	–	1	–	–	–	–	–	–	–
2831	–	1	–	–	–	–	–	–	–	–	–	–	–	–	–	–	1	–
2833	2	1	–	1	1	–	1	1	–	–	–	–	–	–	–	1	–	–
2851	–	–	1	–	–	–	–	–	–	–	–	–	–	–	–	–	–	1
2852	2	1	3	2	1	3	2	1	3	–	–	–	–	–	–	–	–	–
2865	–	1	–	–	1	–	–	–	–	–	1	–	–	–	–	–	–	–
2869	1	1	–	1	1	–	–	1	–	1	–	–	–	–	–	–	–	–
2910	4	1	–	–	–	–	–	–	–	–	–	–	–	–	–	4	1	–
2930	3	2	4	3	2	4	3	1	4	–	–	–	–	1	–	–	–	–
2944	–	–	1	–	–	–	–	–	–	–	–	–	–	–	–	–	–	1
3011	5	–	2	5	–	2	5	–	1	–	–	1	–	–	–	–	–	–
3032	–	1	3	–	1	3	–	–	3	–	1	–	–	–	–	–	–	–
3101	15	3	5	15	2	5	11	2	3	3	–	2	1	–	–	–	1	–
3102	1	5	1	1	4	1	1	3	1	–	1	–	–	–	–	–	1	–
3104	2	5	2	2	4	2	1	3	2	1	1	–	–	–	–	–	1	–
3212	1	1	–	–	–	–	–	–	–	–	–	–	–	–	–	1	1	–
3230	5	3	1	–	–	–	–	–	–	–	–	–	–	–	–	5	3	1
3291	4	–	–	–	–	–	–	–	–	–	–	–	–	–	–	4	–	–
3299	1	–	–	1	–	–	1	–	–	–	–	–	–	–	–	–	–	–
3313	3	3	3	3	3	3	2	2	3	1	1	–	–	–	–	–	–	–
3314	6	3	5	6	2	4	6	2	2	–	–	2	–	–	–	–	1	1
3315	–	–	2	–	–	1	–	–	1	–	–	–	–	–	–	–	–	1
3317	1	–	–	1	–	–	–	–	–	1	–	–	–	–	–	–	–	–
3319	–	–	1	–	–	1	–	–	1	–	–	–	–	–	–	–	–	–
3321	3	4	–	3	3	–	3	3	–	–	–	–	–	–	–	–	1	–
3511	12	7	14	11	7	14	9	6	12	1	1	2	1	–	–	1	–	–
3512	1	2	2	1	2	2	1	2	1	–	–	1	–	–	–	–	–	–
3514	2	3	5	2	3	5	2	1	3	–	2	1	–	–	1	–	–	–
3520	2	–	1	2	–	1	1	–	1	1	–	–	–	–	–	–	–	–
3600	15	18	12	15	16	12	10	11	9	5	5	3	–	–	–	–	2	–
3702	2	2	2	2	2	1	2	–	–	–	2	1	–	–	–	–	–	1
3811	12	7	2	12	4	2	8	3	2	4	1	–	–	–	–	–	3	–
3812	3	7	2	3	7	2	1	7	2	1	–	–	1	–	–	–	–	–
3821	–	1	–	–	1	–	–	1	–	–	–	–	–	–	–	–	–	–
3822	2	2	2	2	2	2	2	2	2	–	–	–	–	–	–	–	–	–
3832	–	2	1	–	2	1	–	2	1	–	–	–	–	–	–	–	–	–
4110	15	12	11	15	10	10	12	4	6	3	6	4	–	–	–	–	2	1
4120	278	256	163	278	225	143	214	163	112	57	56	30	7	6	1	–	31	20
4211	48	82	118	48	66	87	44	56	75	1	1	8	3	9	4	–	16	31
4212	60	57	35	60	44	25	54	44	24	4	–	1	2	–	–	–	13	10
4213	–	2	–	–	2	–	–	1	–	–	1	–	–	–	–	–	–	–
4221	59	75	99	37	59	89	33	41	85	4	17	4	–	1	–	22	16	10

Capítulo 9 - Maranhão

9.1 - Quantidade de acidentes do trabalho, por situação do registro e motivo, segundo a Classificação Nacional de Atividades Econômicas (CNAE), no estado do Maranhão -2014/2016

(continuação)

CNAE	QUANTIDADE DE ACIDENTES DO TRABALHO																	
	Total			Com CAT Registrada												Sem CAT Registrada		
				Total			Motivo											
							Típico			Trajeto			Doença do Trabalho					
	2014	2015	2016	2014	2015	2016	2014	2015	2016	2014	2015	2016	2014	2015	2016	2014	2015	2016
4222	6	7	1	6	5	1	5	3	1	1	1	–	–	1	–	–	2	–
4223	–	1	–	–	–	–	–	–	–	–	–	–	–	–	–	–	1	–
4291	6	3	–	6	3	–	5	–	–	1	–	–	–	3	–	–	–	–
4292	19	38	27	19	25	14	17	22	12	2	3	2	–	–	–	–	13	13
4299	17	21	13	17	12	7	15	12	4	2	–	3	–	–	–	–	9	6
4312	–	–	2	–	–	–	–	–	–	–	–	–	–	–	–	–	–	2
4313	15	16	9	15	15	6	12	13	3	2	2	3	1	–	–	–	1	3
4319	–	–	1	–	–	–	–	–	–	–	–	–	–	–	–	–	–	1
4321	29	29	26	29	27	20	21	21	16	8	6	4	–	–	–	–	2	6
4322	30	5	3	30	4	2	28	3	–	2	1	2	–	–	–	–	1	1
4329	7	13	10	7	12	8	5	8	5	1	4	3	1	–	–	–	1	2
4330	4	8	2	4	6	1	4	4	1	–	2	–	–	–	–	–	2	1
4391	5	2	1	5	2	1	4	1	–	1	–	1	–	1	–	–	–	–
4399	10	5	9	10	3	9	7	3	5	1	–	4	2	–	–	–	2	–
4511	15	23	11	15	20	8	7	7	4	8	12	4	–	1	–	–	3	3
4520	9	6	7	9	6	6	3	4	5	6	2	1	–	–	–	–	–	1
4530	21	21	22	21	19	21	11	11	17	9	5	4	1	3	–	–	2	1
4541	10	7	7	10	7	6	3	1	1	7	6	5	–	–	–	–	–	1
4543	–	1	–	–	–	–	–	–	–	–	–	–	–	–	–	–	1	–
4617	–	1	–	–	1	–	–	–	–	–	1	–	–	–	–	–	–	–
4619	1	–	3	1	–	3	–	–	1	1	–	2	–	–	–	–	–	–
4622	2	1	–	2	–	–	2	–	–	–	–	–	–	–	–	–	1	–
4623	5	1	1	5	1	1	4	1	–	1	–	1	–	–	–	–	–	–
4631	–	1	3	–	1	3	–	1	–	–	–	3	–	–	–	–	–	–
4632	1	7	5	1	6	4	–	5	4	1	1	–	–	–	–	–	1	1
4633	1	2	6	1	2	6	1	1	2	–	–	4	–	1	–	–	–	–
4634	8	11	2	8	11	1	4	7	1	4	4	–	–	–	–	–	–	1
4635	20	24	26	20	21	22	15	15	15	5	6	7	–	–	–	–	3	4
4637	2	1	4	2	1	3	1	–	1	1	1	2	–	–	–	–	–	1
4639	9	12	5	9	11	5	2	5	2	5	6	3	2	–	–	–	1	–
4641	1	1	1	1	1	1	–	1	1	1	–	–	–	–	–	–	–	–
4642	–	–	1	–	–	1	–	–	1	–	–	–	–	–	–	–	–	–
4643	–	–	1	–	–	1	–	–	1	–	–	–	–	–	–	–	–	–
4644	2	5	9	2	3	8	1	–	2	1	3	6	–	–	–	–	2	1
4646	1	1	2	1	1	2	1	–	–	–	1	2	–	–	–	–	–	–
4647	1	–	–	1	–	–	–	–	–	1	–	–	–	–	–	–	–	–
4649	11	3	10	11	3	10	5	–	5	6	3	5	–	–	–	–	–	–
4652	1	2	–	1	2	–	–	2	–	1	–	–	–	–	–	–	–	–
4661	4	2	–	4	2	–	2	1	–	2	1	–	–	–	–	–	–	–
4662	9	1	–	9	1	–	7	1	–	2	–	–	–	–	–	–	–	–
4663	3	–	1	3	–	1	3	–	1	–	–	–	–	–	–	–	–	–
4664	3	–	–	3	–	–	–	–	–	2	–	–	1	–	–	–	–	–
4665	–	–	1	–	–	1	–	–	1	–	–	–	–	–	–	–	–	–
4669	7	1	1	7	1	1	7	1	1	–	–	–	–	–	–	–	–	–
4671	1	1	–	1	1	–	–	1	–	1	–	–	–	–	–	–	–	–
4672	6	21	14	6	20	12	6	16	11	–	2	1	–	2	–	–	1	2
4673	2	5	4	2	5	4	2	2	1	–	3	3	–	–	–	–	–	–
4674	1	–	1	1	–	1	–	–	1	1	–	–	–	–	–	–	–	–
4679	10	6	7	10	6	7	10	6	7	–	–	–	–	–	–	–	–	–
4681	1	3	6	1	3	6	1	1	5	–	2	1	–	–	–	–	–	–
4682	4	2	2	4	2	2	4	2	2	–	–	–	–	–	–	–	–	–
4683	1	–	1	1	–	1	1	–	1	–	–	–	–	–	–	–	–	–
4684	2	–	1	2	–	1	1	–	–	1	–	1	–	–	–	–	–	–
4685	4	1	3	4	1	3	3	1	3	1	–	–	–	–	–	–	–	–
4687	1	–	–	1	–	–	1	–	–	–	–	–	–	–	–	–	–	–
4689	21	45	16	21	41	14	13	35	10	8	6	4	–	–	–	–	4	2
4691	14	19	18	14	16	16	10	14	9	3	2	7	1	–	–	–	3	2
4692	1	1	–	1	1	–	–	1	–	1	–	–	–	–	–	–	–	–
4693	44	48	33	44	44	30	33	33	15	11	11	15	–	–	–	–	4	3
4711	134	162	146	134	140	101	101	109	72	33	31	29	–	–	–	–	22	45
4712	10	4	4	10	4	4	3	3	1	5	1	3	2	–	–	–	–	–
4713	10	8	18	10	7	17	4	1	2	6	6	15	–	–	–	–	1	1
4721	5	2	9	5	2	9	4	1	7	1	1	2	–	–	–	–	–	–
4722	8	12	10	8	12	9	5	9	8	3	3	1	–	–	–	–	–	1
4723	3	3	3	3	3	2	1	1	1	2	2	1	–	–	–	–	–	1
4724	–	3	1	–	3	1	–	1	–	–	2	1	–	–	–	–	–	–
4729	6	4	5	6	3	5	1	1	4	5	2	1	–	–	–	–	1	–
4731	9	15	10	9	13	10	2	8	4	7	4	6	–	1	–	–	2	–
4732	–	–	1	–	–	1	–	–	–	–	–	1	–	–	–	–	–	–
4741	–	1	1	–	1	1	–	–	1	–	1	–	–	–	–	–	–	–
4742	3	3	2	3	3	2	2	–	2	1	3	–	–	–	–	–	–	–
4743	4	3	2	4	3	2	3	3	2	1	–	–	–	–	–	–	–	–
4744	26	29	32	26	27	30	14	13	13	8	8	14	4	6	3	–	2	2
4751	3	6	7	3	5	7	2	2	3	1	3	3	–	–	1	–	1	–
4752	1	–	1	1	–	1	–	–	–	1	–	1	–	–	–	–	–	–
4753	17	11	14	17	11	14	8	5	3	8	6	11	1	–	–	–	–	–
4754	21	23	15	21	22	15	6	14	2	15	8	12	–	–	1	–	1	–
4755	1	2	1	1	1	1	–	–	–	1	1	1	–	–	–	–	1	–

Capítulo 9 - Maranhão

9.1 - Quantidade de acidentes do trabalho, por situação do registro e motivo, segundo a Classificação Nacional de Atividades Econômicas (CNAE), no estado do Maranhão - 2014/2016

(continuação)

CNAE	QUANTIDADE DE ACIDENTES DO TRABALHO																	
	Total			Com CAT Registrada												Sem CAT Registrada		
				Total			Motivo											
							Típico			Trajeto			Doença do Trabalho					
	2014	2015	2016	2014	2015	2016	2014	2015	2016	2014	2015	2016	2014	2015	2016	2014	2015	2016
4757	2	2	–	2	2	–	1	–	–	1	2	–	–	–	–	–	–	–
4759	1	1	2	1	1	2	1	1	–	–	–	2	–	–	–	–	–	–
4761	4	3	1	4	2	1	2	–	1	1	1	–	1	1	–	–	1	–
4763	6	3	1	6	3	1	1	1	–	5	2	1	–	–	–	–	–	–
4771	18	9	10	18	9	10	11	5	2	6	4	8	1	–	–	–	–	–
4772	4	–	3	4	–	3	2	–	–	2	–	3	–	–	–	–	–	–
4773	1	1	–	1	1	–	1	1	–	–	–	–	–	–	–	–	–	–
4774	2	2	6	2	2	5	1	2	1	1	–	4	–	–	–	–	–	1
4781	8	14	10	8	14	9	3	6	7	5	7	1	–	1	1	–	–	1
4782	6	5	1	6	4	1	1	1	–	5	3	1	–	–	–	–	1	–
4783	–	–	1	–	–	1	–	–	1	–	–	–	–	–	–	–	–	–
4784	6	12	8	6	11	6	4	8	1	1	2	5	1	1	–	–	1	2
4789	9	6	7	9	6	7	7	4	6	2	2	1	–	–	–	–	–	–
4911	100	74	92	100	70	82	80	60	71	16	7	10	4	3	1	–	4	10
4921	19	35	48	19	28	39	11	16	22	8	11	16	–	1	1	–	7	9
4922	5	3	4	5	3	4	4	1	3	1	1	1	–	1	–	–	–	–
4923	3	–	–	3	–	–	3	–	–	–	–	–	–	–	–	–	–	–
4929	2	3	1	2	2	1	2	–	–	–	2	1	–	–	–	–	1	–
4930	80	94	99	80	87	91	56	50	66	21	31	25	3	6	–	–	7	8
4940	3	1	–	3	1	–	3	–	–	–	1	–	–	–	–	–	–	–
5021	–	–	1	–	–	1	–	–	1	–	–	–	–	–	–	–	–	–
5030	8	9	14	6	8	9	6	7	7	–	1	2	–	–	–	2	1	5
5091	2	1	1	2	1	–	2	1	–	–	–	–	–	–	–	–	–	1
5111	8	6	4	5	3	4	4	1	1	1	2	3	–	–	–	3	3	–
5211	5	14	30	5	11	28	4	10	16	1	1	12	–	–	–	–	3	2
5212	14	8	2	8	6	1	7	5	–	1	1	1	–	–	–	6	2	1
5223	3	–	–	1	–	–	1	–	–	–	–	–	–	–	–	2	–	–
5229	2	2	1	2	1	1	1	1	–	–	–	1	1	–	–	–	1	–
5231	10	24	18	10	23	16	8	18	13	2	5	2	–	–	1	–	1	2
5232	6	3	5	4	3	5	4	3	3	–	–	2	–	–	–	2	–	–
5239	–	2	1	–	2	–	–	2	–	–	–	–	–	–	–	–	–	1
5240	2	3	3	2	3	3	2	1	3	–	1	–	–	1	–	–	–	–
5250	2	5	4	2	5	4	1	3	3	1	2	1	–	–	–	–	–	–
5310	184	221	117	184	221	114	165	207	100	11	10	10	8	4	4	–	–	3
5320	2	–	1	2	–	1	–	–	–	2	–	1	–	–	–	–	–	–
5510	11	7	8	11	5	8	9	3	3	2	2	5	–	–	–	–	2	–
5590	1	–	–	1	–	–	1	–	–	–	–	–	–	–	–	–	–	–
5611	32	37	31	32	35	31	22	22	18	10	7	11	–	6	2	–	2	–
5620	19	12	14	19	11	12	17	11	12	2	–	–	–	–	–	–	1	2
5822	1	2	–	1	1	–	–	1	–	1	–	–	–	–	–	–	1	–
5829	1	–	–	1	–	–	1	–	–	–	–	–	–	–	–	–	–	–
5914	1	1	2	1	1	2	1	1	2	–	–	–	–	–	–	–	–	–
6010	3	–	–	1	–	–	–	–	–	1	–	–	–	–	–	2	–	–
6021	3	2	1	3	2	1	1	2	1	2	–	–	–	–	–	–	–	–
6022	1	–	–	1	–	–	–	–	–	1	–	–	–	–	–	–	–	–
6110	2	–	–	2	–	–	1	–	–	1	–	–	–	–	–	–	–	–
6120	2	1	2	2	1	2	2	1	1	–	–	1	–	–	–	–	–	–
6190	3	2	3	3	2	3	1	1	3	2	1	–	–	–	–	–	–	–
6201	7	2	1	–	–	1	–	–	–	–	–	1	–	–	–	7	2	–
6202	1	–	–	1	–	–	1	–	–	–	–	–	–	–	–	–	–	–
6204	3	–	1	3	–	1	–	–	–	3	–	1	–	–	–	–	–	–
6209	1	–	2	1	–	2	–	–	–	1	–	2	–	–	–	–	–	–
6311	1	–	20	1	–	20	–	–	13	1	–	7	–	–	–	–	–	–
6399	–	–	1	–	–	1	–	–	1	–	–	–	–	–	–	–	–	–
6421	17	40	10	17	39	8	9	30	2	–	6	6	8	3	–	–	1	2
6422	53	46	24	53	42	18	28	12	6	2	3	–	23	27	12	–	4	6
6423	5	–	3	5	–	3	1	–	1	2	–	1	2	–	1	–	–	–
6424	–	1	–	–	1	–	–	–	–	–	1	–	–	–	–	–	–	–
6436	–	1	–	–	1	–	–	–	–	–	–	–	–	1	–	–	–	–
6462	4	1	–	4	1	–	3	1	–	1	–	–	–	–	–	–	–	–
6493	–	1	–	–	1	–	–	–	–	–	1	–	–	–	–	–	–	–
6499	3	3	1	3	3	1	1	1	–	2	2	1	–	–	–	–	–	–
6511	–	1	1	–	1	1	–	–	1	–	1	–	–	–	–	–	–	–
6512	–	–	1	–	–	1	–	–	–	–	–	–	–	–	1	–	–	–
6550	4	2	5	4	1	3	1	1	–	3	–	3	–	–	–	–	1	2
6613	3	–	–	–	–	–	–	–	–	–	–	–	–	–	–	3	–	–
6619	–	–	2	–	–	2	–	–	1	–	–	1	–	–	–	–	–	–
6621	1	–	–	–	–	–	–	–	–	–	–	–	–	–	–	1	–	–
6622	–	1	–	–	1	–	–	–	–	–	1	–	–	–	–	–	–	–
6630	1	–	–	–	–	–	–	–	–	–	–	–	–	–	–	1	–	–
6810	4	2	3	4	2	2	3	2	1	–	–	1	1	–	–	–	–	1
6821	1	–	2	1	–	2	1	–	2	–	–	–	–	–	–	–	–	–
6822	4	3	7	4	3	7	2	1	3	2	2	4	–	–	–	–	–	–
6911	–	–	1	–	–	–	–	–	–	–	–	–	–	–	–	–	–	1
6912	1	1	2	1	1	2	–	–	–	1	1	2	–	–	–	–	–	–
6920	2	4	7	2	4	7	–	2	1	2	1	6	–	1	–	–	–	–
7010	–	1	–	–	–	–	–	–	–	–	–	–	–	–	–	–	1	–
7020	9	3	1	9	3	1	3	–	1	6	3	–	–	–	–	–	–	–

Capítulo 9 - Maranhão

9.1 - Quantidade de acidentes do trabalho, por situação do registro e motivo, segundo a Classificação Nacional de Atividades Econômicas (CNAE), no estado do Maranhão - 2014/2016

(conclusão)

CNAE	QUANTIDADE DE ACIDENTES DO TRABALHO																	
	Total			Com CAT Registrada												Sem CAT Registrada		
				Total			Motivo											
							Típico			Trajeto			Doença do Trabalho					
	2014	2015	2016	2014	2015	2016	2014	2015	2016	2014	2015	2016	2014	2015	2016	2014	2015	2016
7111	–	2	2	–	2	2	–	2	2	–	–	–	–	–	–	–	–	–
7112	43	29	16	43	26	15	28	16	9	13	7	6	2	3	–	–	3	1
7119	6	4	4	6	2	4	5	2	3	1	–	1	–	–	–	–	2	–
7210	1	3	2	1	3	2	1	1	1	–	2	1	–	–	–	–	–	–
7319	–	1	1	–	1	1	–	–	–	–	1	1	–	–	–	–	–	–
7320	2	1	–	2	1	–	1	–	–	1	1	–	–	–	–	–	–	–
7490	4	2	5	4	2	5	2	1	2	2	1	3	–	–	–	–	–	–
7500	1	–	–	1	–	–	–	–	–	1	–	–	–	–	–	–	–	–
7711	6	4	3	6	4	3	4	3	1	2	1	2	–	–	–	–	–	–
7723	1	–	1	1	–	1	1	–	1	–	–	–	–	–	–	–	–	–
7731	2	2	1	2	2	1	1	2	–	1	–	1	–	–	–	–	–	–
7732	5	8	4	5	8	4	5	8	1	–	–	3	–	–	–	–	–	–
7733	3	–	1	1	–	1	–	–	1	1	–	–	–	–	–	2	–	–
7739	11	9	17	11	8	16	9	8	14	2	–	2	–	–	–	–	1	1
7810	–	4	5	–	4	4	–	2	1	–	2	3	–	–	–	–	–	1
7820	3	5	6	3	5	4	1	1	2	2	4	2	–	–	–	–	–	2
7830	2	6	5	2	6	4	–	3	1	2	3	3	–	–	–	–	–	1
7911	2	1	1	2	1	1	–	–	–	2	1	1	–	–	–	–	–	–
7990	1	–	–	1	–	–	1	–	–	–	–	–	–	–	–	–	–	–
8011	49	58	54	49	45	41	22	20	11	26	25	30	1	–	–	–	13	13
8012	6	12	26	3	12	20	–	4	9	3	8	11	–	–	–	3	–	6
8020	2	–	3	2	–	3	1	–	2	1	–	1	–	–	–	–	–	–
8030	2	1	2	–	–	–	–	–	–	–	–	–	–	–	–	2	1	2
8111	6	9	2	6	9	2	4	5	1	1	4	1	1	–	–	–	–	–
8112	5	10	14	5	10	12	3	6	5	2	4	5	–	–	2	–	–	2
8121	38	55	36	38	43	25	28	29	20	10	14	5	–	–	–	–	12	11
8122	3	2	–	3	1	–	3	–	–	–	1	–	–	–	–	–	1	–
8129	26	19	19	26	14	14	19	13	9	7	1	5	–	–	–	–	5	5
8130	–	1	–	–	–	–	–	–	–	–	–	–	–	–	–	–	1	–
8211	24	13	11	24	11	7	10	3	3	14	8	4	–	–	–	–	2	4
8219	2	–	1	2	–	1	2	–	–	–	–	1	–	–	–	–	–	–
8220	22	41	59	22	34	42	9	16	24	12	18	18	1	–	–	–	7	17
8291	1	1	5	1	1	4	–	–	1	1	1	3	–	–	–	–	–	1
8299	7	8	8	7	7	8	2	1	5	5	6	3	–	–	–	–	1	–
8411	22	22	20	22	19	20	5	12	16	7	3	3	10	4	1	–	3	–
8412	14	9	2	14	7	–	8	5	–	5	2	–	1	–	–	–	2	2
8423	1	–	–	1	–	–	1	–	–	–	–	–	–	–	–	–	–	–
8511	42	34	18	–	–	1	–	–	1	–	–	–	–	–	–	42	34	17
8512	4	1	1	4	1	1	2	1	–	2	–	1	–	–	–	–	–	–
8513	5	12	8	4	10	6	2	6	1	2	3	2	–	1	3	1	2	2
8520	–	1	–	–	1	–	–	1	–	–	–	–	–	–	–	–	–	–
8531	6	17	12	6	15	11	3	14	7	2	1	4	1	–	–	–	2	1
8533	2	3	2	2	3	2	1	3	1	1	–	1	–	–	–	–	–	–
8541	1	–	1	1	–	1	1	–	1	–	–	–	–	–	–	–	–	–
8542	2	–	–	2	–	–	2	–	–	–	–	–	–	–	–	–	–	–
8593	–	–	1	–	–	1	–	–	–	–	–	1	–	–	–	–	–	–
8599	4	10	9	4	9	8	2	7	7	2	2	1	–	–	–	–	1	1
8610	151	166	183	151	151	165	128	130	136	21	20	26	2	1	3	–	15	18
8622	1	–	–	1	–	–	1	–	–	–	–	–	–	–	–	–	–	–
8630	7	4	3	7	4	3	4	2	1	3	2	2	–	–	–	–	–	–
8640	12	27	37	12	24	36	8	19	23	4	5	13	–	–	–	–	3	1
8650	6	14	7	6	14	6	6	6	1	–	8	5	–	–	–	–	–	1
8660	–	61	68	–	60	63	–	58	51	–	2	12	–	–	–	–	1	5
8690	8	9	–	8	9	–	8	9	–	–	–	–	–	–	–	–	–	–
8730	1	8	3	1	8	3	1	5	3	–	3	–	–	–	–	–	–	–
8800	11	17	11	11	15	11	9	11	9	2	4	2	–	–	–	–	2	–
9001	1	–	–	1	–	–	–	–	–	1	–	–	–	–	–	–	–	–
9312	1	–	–	1	–	–	–	–	–	1	–	–	–	–	–	–	–	–
9313	–	2	1	–	2	1	–	1	1	–	1	–	–	–	–	–	–	–
9319	–	–	1	–	–	1	–	–	1	–	–	–	–	–	–	–	–	–
9321	–	–	1	–	–	1	–	–	1	–	–	–	–	–	–	–	–	–
9329	–	2	–	–	2	–	–	–	–	–	2	–	–	–	–	–	–	–
9411	–	2	2	–	2	2	–	–	2	–	2	–	–	–	–	–	–	–
9412	1	1	3	1	1	3	–	–	3	1	1	–	–	–	–	–	–	–
9420	–	–	2	–	–	2	–	–	1	–	–	–	–	–	1	–	–	–
9430	69	37	31	69	31	28	52	23	18	16	8	10	1	–	–	–	6	3
9491	1	1	4	1	1	4	1	–	1	–	1	3	–	–	–	–	–	–
9499	13	21	26	13	20	24	4	12	13	9	8	11	–	–	–	–	1	2
9511	3	2	1	3	2	–	1	2	–	2	–	–	–	–	–	–	–	1
9512	1	–	2	1	–	2	1	–	1	–	–	1	–	–	–	–	–	–
9521	1	1	1	1	1	1	–	1	–	–	–	1	1	–	–	–	–	–
9601	4	1	2	4	1	2	3	–	2	1	1	–	–	–	–	–	–	–
9602	–	2	–	–	2	–	–	–	–	–	2	–	–	–	–	–	–	–
9603	3	1	3	3	1	3	2	1	1	1	–	2	–	–	–	–	–	–
9609	4	–	–	4	–	–	4	–	–	–	–	–	–	–	–	–	–	–
Ignorado	1.886	1.094	1.094	20	12	18	13	7	12	5	5	6	2	–	–	1.866	1.082	1.076

Fonte: DATAPREV, CAT, SUB.

Nota: Os dados são preliminares, estando sujeitos a correções.

Capítulo 9 - Maranhão

9.2 - Quantidade de acidentes do trabalho, por situação do registro e motivo, segundo os grupos de idade e sexo, no estado do Maranhão - 2014/2016

GRUPOS DE IDADE E SEXO	QUANTIDADE DE ACIDENTES DO TRABALHO																	
	Total			Com CAT Registrada												Sem CAT Registrada		
				Total			Motivo											
							Típico			Trajeto			Doença do Trabalho					
	2014	2015	2016	2014	2015	2016	2014	2015	2016	2014	2015	2016	2014	2015	2016	2014	2015	2016
TOTAL	**5.552**	**4.765**	**4.290**	**3.469**	**3.249**	**2.790**	**2.607**	**2.433**	**2.003**	**750**	**710**	**737**	**112**	**106**	**50**	**2.083**	**1.516**	**1.500**
Masculino	**4.351**	**3.738**	**3.256**	**2.813**	**2.587**	**2.163**	**2.171**	**1.985**	**1.598**	**578**	**534**	**534**	**64**	**68**	**31**	**1.538**	**1.151**	**1.093**
Feminino	**1.201**	**1.026**	**1.034**	**656**	**661**	**627**	**436**	**447**	**405**	**172**	**176**	**203**	**48**	**38**	**19**	**545**	**365**	**407**
Ignorado	**–**	**1**	**–**	**–**	**1**	**–**	**–**	**1**	**–**	**–**	**–**	**–**	**–**	**–**	**–**	**–**	**–**	**–**
Até 19 anos	93	69	45	69	59	36	49	41	26	19	15	10	1	3	–	24	10	9
Masculino	82	54	37	61	47	30	45	35	23	15	9	7	1	3	–	21	7	7
Feminino	11	15	8	8	12	6	4	6	3	4	6	3	–	–	–	3	3	2
Ignorado	–	–	–	–	–	–	–	–	–	–	–	–	–	–	–	–	–	–
20 a 24 anos	659	602	495	498	456	385	358	332	259	134	117	125	6	7	1	161	146	110
Masculino	538	490	388	408	372	307	304	291	220	101	77	86	3	4	1	130	118	81
Feminino	121	111	107	90	83	78	54	40	39	33	40	39	3	3	–	31	28	29
Ignorado	–	1	–	–	1	–	–	1	–	–	–	–	–	–	–	–	–	–
25 a 29 anos	1.009	828	782	756	633	592	563	483	392	178	138	190	15	12	10	253	195	190
Masculino	819	657	597	608	504	455	469	395	321	130	99	128	9	10	6	211	153	142
Feminino	190	171	185	148	129	137	94	88	71	48	39	62	6	2	4	42	42	48
Ignorado	–	–	–	–	–	–	–	–	–	–	–	–	–	–	–	–	–	–
30 a 34 anos	1.021	868	765	690	651	530	516	486	391	155	147	129	19	18	10	331	217	235
Masculino	794	702	584	555	519	410	426	387	310	121	121	94	8	11	6	239	183	174
Feminino	227	166	181	135	132	120	90	99	81	34	26	35	11	7	4	92	34	61
Ignorado	–	–	–	–	–	–	–	–	–	–	–	–	–	–	–	–	–	–
35 a 39 anos	801	699	716	504	475	466	387	359	346	101	101	112	16	15	8	297	224	250
Masculino	647	546	523	422	382	350	330	291	260	81	82	86	11	9	4	225	164	173
Feminino	154	153	193	82	93	116	57	68	86	20	19	26	5	6	4	72	60	77
Ignorado	–	–	–	–	–	–	–	–	–	–	–	–	–	–	–	–	–	–
40 a 44 anos	636	578	494	371	373	305	281	282	227	70	78	73	20	13	5	265	205	189
Masculino	479	427	359	292	284	231	225	222	173	57	57	54	10	5	4	187	143	128
Feminino	157	151	135	79	89	74	56	60	54	13	21	19	10	8	1	78	62	61
Ignorado	–	–	–	–	–	–	–	–	–	–	–	–	–	–	–	–	–	–
45 a 49 anos	498	469	367	223	265	196	175	204	148	35	48	41	13	13	7	275	204	171
Masculino	364	339	265	170	197	147	137	154	114	26	36	30	7	7	3	194	142	118
Feminino	134	130	102	53	68	49	38	50	34	9	12	11	6	6	4	81	62	53
Ignorado	–	–	–	–	–	–	–	–	–	–	–	–	–	–	–	–	–	–
50 a 54 anos	458	332	331	185	164	160	148	118	125	27	34	28	10	12	7	273	168	171
Masculino	308	244	243	149	132	124	121	98	95	22	26	23	6	8	6	159	112	119
Feminino	150	88	88	36	32	36	27	20	30	5	8	5	4	4	1	114	56	52
Ignorado	–	–	–	–	–	–	–	–	–	–	–	–	–	–	–	–	–	–
55 a 59 anos	259	219	207	96	108	78	70	74	60	20	22	16	6	12	2	163	111	129
Masculino	217	187	180	82	92	70	61	64	55	16	18	14	5	10	1	135	95	110
Feminino	42	32	27	14	16	8	9	10	5	4	4	2	1	2	1	28	16	19
Ignorado	–	–	–	–	–	–	–	–	–	–	–	–	–	–	–	–	–	–
60 a 64 anos	99	86	75	65	54	32	49	46	23	11	8	9	5	–	–	34	32	43
Masculino	89	77	69	57	47	30	45	40	21	9	7	9	3	–	–	32	30	39
Feminino	10	9	6	8	7	2	4	6	2	2	1	–	2	–	–	2	2	4
Ignorado	–	–	–	–	–	–	–	–	–	–	–	–	–	–	–	–	–	–
65 a 69 anos	13	13	12	8	9	9	7	7	5	–	1	4	1	1	–	5	4	3
Masculino	10	13	10	6	9	8	5	7	5	–	1	3	1	1	–	4	4	2
Feminino	3	–	2	2	–	1	2	–	–	–	–	1	–	–	–	1	–	1
Ignorado	–	–	–	–	–	–	–	–	–	–	–	–	–	–	–	–	–	–
70 anos e mais	6	2	1	4	2	1	4	1	1	–	1	–	–	–	–	2	–	–
Masculino	4	2	1	3	2	1	3	1	1	–	1	–	–	–	–	1	–	–
Feminino	2	–	–	1	–	–	1	–	–	–	–	–	–	–	–	1	–	–
Ignorado	–	–	–	–	–	–	–	–	–	–	–	–	–	–	–	–	–	–
Ignorada	–	–	–	–	–	–	–	–	–	–	–	–	–	–	–	–	–	–
Masculino	–	–	–	–	–	–	–	–	–	–	–	–	–	–	–	–	–	–
Feminino	–	–	–	–	–	–	–	–	–	–	–	–	–	–	–	–	–	–
Ignorado	–	–	–	–	–	–	–	–	–	–	–	–	–	–	–	–	–	–

Fonte: DATAPREV, CAT, SUB.
Nota: Os dados são preliminares, estando sujeitos a correções.

Capítulo 9 - Maranhão

9.3 - Quantidade mensal de acidentes do trabalho, por situação do registro e motivo, no estado do Maranhão - 2014/2016

MESES	QUANTIDADE DE ACIDENTES DO TRABALHO																	
	Total			Com CAT Registrada												Sem CAT Registrada		
				Total			Motivo											
							Típico			Trajeto			Doença do Trabalho					
	2014	2015	2016	2014	2015	2016	2014	2015	2016	2014	2015	2016	2014	2015	2016	2014	2015	2016
TOTAL	**5.552**	**4.765**	**4.290**	**3.469**	**3.249**	**2.790**	**2.607**	**2.433**	**2.003**	**750**	**710**	**737**	**112**	**106**	**50**	**2.083**	**1.516**	**1.500**
Janeiro	438	437	342	277	272	223	205	202	174	66	61	47	6	9	2	161	165	119
Fevereiro	420	371	348	268	222	208	197	160	149	66	53	53	5	9	6	152	149	140
Março	447	431	397	270	278	272	204	209	200	56	60	67	10	9	5	177	153	125
Abril	479	392	342	266	254	207	194	191	145	67	53	58	5	10	4	213	138	135
Maio	428	398	387	246	257	217	177	189	160	57	56	52	12	12	5	182	141	170
Junho	410	451	432	263	312	278	202	229	193	48	73	79	13	10	6	147	139	154
Julho	476	380	382	303	258	247	223	210	174	68	44	68	12	4	5	173	122	135
Agosto	487	452	388	305	333	254	221	261	185	70	62	64	14	10	5	182	119	134
Setembro	550	366	342	374	277	225	303	201	168	64	67	56	7	9	1	176	89	117
Outubro	517	381	316	311	273	219	247	200	149	55	66	68	9	7	2	206	108	97
Novembro	487	339	330	292	236	221	227	181	160	53	48	55	12	7	6	195	103	109
Dezembro	413	367	284	294	277	219	207	200	146	80	67	70	7	10	3	119	90	65

Fonte: DATAPREV, CAT, SUB.
Nota: Os dados são preliminares, estando sujeitos a correções.

DISTRIBUIÇÃO DE ACIDENTES DO TRABALHO, POR MOTIVO, NO ESTADO DO MARANHÃO - 2016

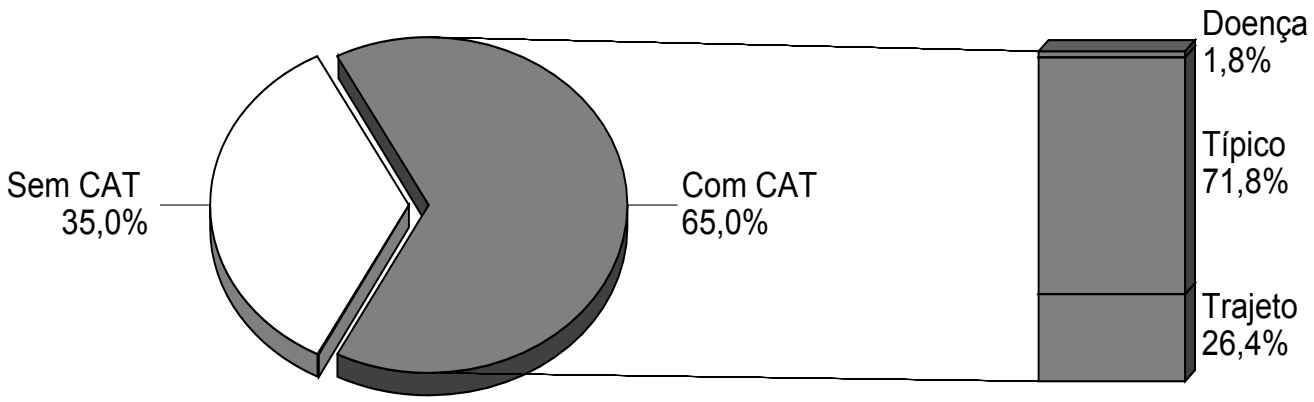

Fonte: DATAPREV, CAT, SUB.

Capítulo 10 - Piauí

10.1 - Quantidade de acidentes do trabalho, por situação do registro e motivo, segundo a Classificação Nacional de Atividades Econômicas (CNAE), no estado do Piauí - 2014/2016

(continua)

CNAE	QUANTIDADE DE ACIDENTES DO TRABALHO																	
	Total			Com CAT Registrada												Sem CAT Registrada		
				Total			Motivo											
							Típico			Trajeto			Doença do Trabalho					
	2014	2015	2016	2014	2015	2016	2014	2015	2016	2014	2015	2016	2014	2015	2016	2014	2015	2016
TOTAL	**4.467**	**3.982**	**3.807**	**1.663**	**1.543**	**1.447**	**1.078**	**963**	**855**	**525**	**517**	**531**	**60**	**63**	**61**	**2.804**	**2.439**	**2.360**
0111	20	20	6	6	11	4	6	7	4	–	4	–	–	–	–	14	9	2
0112	2	1	–	–	–	–	–	–	–	–	–	–	–	–	–	2	1	–
0113	2	6	3	2	5	2	2	5	2	–	–	–	–	–	–	–	1	1
0114	1	1	1	–	–	–	–	–	–	–	–	–	–	–	–	1	1	1
0115	23	49	24	23	43	20	16	28	16	7	15	4	–	–	–	–	6	4
0119	4	7	7	4	4	5	2	4	2	2	–	3	–	–	–	–	3	2
0121	13	–	–	1	–	–	1	–	–	–	–	–	–	–	–	12	–	–
0131	–	1	–	–	–	–	–	–	–	–	–	–	–	–	–	–	1	–
0133	5	4	1	5	4	1	5	3	1	–	1	–	–	–	–	–	–	–
0139	1	1	1	1	1	–	1	1	–	–	–	–	–	–	–	–	–	1
0141	–	1	1	–	–	1	–	–	1	–	–	–	–	–	–	–	1	–
0151	1	3	1	1	2	–	1	1	–	–	1	–	–	–	–	–	1	1
0155	1	6	6	1	6	4	1	6	4	–	–	–	–	–	–	–	–	2
0161	2	4	4	2	3	3	2	3	3	–	–	–	–	–	–	–	1	1
0162	–	–	1	–	–	1	–	–	1	–	–	–	–	–	–	–	–	–
0163	1	–	–	1	–	–	1	–	–	–	–	–	–	–	–	–	–	–
0210	4	2	2	4	2	2	3	2	1	1	–	1	–	–	–	–	–	–
0220	–	1	–	–	1	–	–	1	–	–	–	–	–	–	–	–	–	–
0230	1	–	1	1	–	1	1	–	–	–	–	1	–	–	–	–	–	–
0321	3	1	2	3	1	2	3	1	1	–	–	1	–	–	–	–	–	–
0322	–	–	1	–	–	1	–	–	1	–	–	–	–	–	–	–	–	–
0724	2	–	–	–	–	–	–	–	–	–	–	–	–	–	–	2	–	–
0810	2	2	5	2	2	5	1	2	2	–	–	3	1	–	–	–	–	–
0893	–	–	1	–	–	–	–	–	–	–	–	–	–	–	–	–	–	1
1011	–	1	–	–	1	–	–	1	–	–	–	–	–	–	–	–	–	–
1012	11	8	2	4	2	1	2	–	1	2	2	–	–	–	–	7	6	1
1013	–	1	–	–	–	–	–	–	–	–	–	–	–	–	–	–	1	–
1041	1	1	8	1	1	7	1	–	4	–	1	2	–	–	1	–	–	1
1052	–	1	–	–	1	–	–	–	–	–	1	–	–	–	–	–	–	–
1053	2	1	–	2	1	–	–	–	–	2	1	–	–	–	–	–	–	–
1061	1	–	–	1	–	–	1	–	–	–	–	–	–	–	–	–	–	–
1066	2	5	8	2	4	8	2	4	3	–	–	5	–	–	–	–	1	–
1069	–	2	–	–	2	–	–	2	–	–	–	–	–	–	–	–	–	–
1071	1	1	2	1	–	2	1	–	2	–	–	–	–	–	–	–	1	–
1072	4	5	6	4	4	5	4	3	5	–	1	–	–	–	–	–	1	1
1081	–	4	–	–	4	–	–	2	–	–	2	–	–	–	–	–	–	–
1091	13	8	6	13	6	5	8	6	4	5	–	1	–	–	–	–	2	1
1092	1	–	–	1	–	–	–	–	–	1	–	–	–	–	–	–	–	–
1094	1	1	3	1	1	1	1	1	1	–	–	–	–	–	–	–	–	2
1099	–	1	–	–	1	–	–	1	–	–	–	–	–	–	–	–	–	–
1113	24	27	34	20	16	13	14	8	1	2	3	1	4	5	11	4	11	21
1121	1	–	–	–	–	–	–	–	–	–	–	–	–	–	–	1	–	–
1122	68	51	41	68	51	41	51	30	24	17	17	9	–	4	8	–	–	–
1311	1	–	–	1	–	–	–	–	–	–	–	–	1	–	–	–	–	–
1412	2	5	8	2	2	5	–	1	1	2	1	3	–	–	1	–	3	3
1414	–	2	–	–	–	–	–	–	–	–	–	–	–	–	–	–	2	–
1510	5	4	1	5	4	–	5	4	–	–	–	–	–	–	–	–	–	1
1521	1	–	–	–	–	–	–	–	–	–	–	–	–	–	–	1	–	–
1531	1	–	–	–	–	–	–	–	–	–	–	–	–	–	–	1	–	–
1532	2	–	–	–	–	–	–	–	–	–	–	–	–	–	–	2	–	–
1610	5	2	–	–	1	–	–	–	–	–	1	–	–	–	–	5	1	–
1622	–	1	–	–	1	–	–	1	–	–	–	–	–	–	–	–	–	–
1629	–	–	1	–	–	1	–	–	–	–	–	1	–	–	–	–	–	–
1721	1	–	1	–	–	–	–	–	–	–	–	–	–	–	–	1	–	1
1731	–	1	–	–	–	–	–	–	–	–	–	–	–	–	–	–	1	–
1732	–	–	1	–	–	1	–	–	–	–	–	1	–	–	–	–	–	–
1741	2	–	–	–	–	–	–	–	–	–	–	–	–	–	–	2	–	–
1742	–	–	1	–	–	1	–	–	1	–	–	–	–	–	–	–	–	–
1749	1	1	–	–	1	–	–	–	–	–	1	–	–	–	–	1	–	–
1811	5	2	4	3	2	3	3	2	2	–	–	1	–	–	–	2	–	1
1812	4	–	–	–	–	–	–	–	–	–	–	–	–	–	–	4	–	–
1813	–	2	–	–	2	–	–	–	–	–	2	–	–	–	–	–	–	–
1910	1	2	1	–	–	–	–	–	–	–	–	–	–	–	–	1	2	1
1921	2	14	4	2	14	3	2	14	3	–	–	–	–	–	–	–	–	1
1931	54	42	24	52	42	23	46	35	21	6	7	2	–	–	–	2	–	1
2013	1	–	1	1	–	1	1	–	1	–	–	–	–	–	–	–	–	–
2021	1	–	–	–	–	–	–	–	–	–	–	–	–	–	–	1	–	–
2031	1	–	–	1	–	–	1	–	–	–	–	–	–	–	–	–	–	–
2040	1	–	–	–	–	–	–	–	–	–	–	–	–	–	–	1	–	–
2062	–	–	3	–	–	3	–	–	3	–	–	–	–	–	–	–	–	–
2091	1	–	–	–	–	–	–	–	–	–	–	–	–	–	–	1	–	–
2099	1	–	–	1	–	–	1	–	–	–	–	–	–	–	–	–	–	–

Capítulo 10 - Piauí

10.1 - Quantidade de acidentes do trabalho, por situação do registro e motivo, segundo a Classificação Nacional de Atividades Econômicas (CNAE), no estado do Piauí - 2014/2016

(continuação)

CNAE	QUANTIDADE DE ACIDENTES DO TRABALHO																	
	Total			Com CAT Registrada												Sem CAT Registrada		
				Total			Motivo											
							Típico			Trajeto			Doença do Trabalho					
	2014	2015	2016	2014	2015	2016	2014	2015	2016	2014	2015	2016	2014	2015	2016	2014	2015	2016
2110	3	1	7	3	1	7	2	1	7	1	–	–	–	–	–	–	–	–
2121	6	6	5	6	5	5	4	3	3	2	2	2	–	–	–	–	1	–
2211	3	–	–	–	–	–	–	–	–	–	–	–	–	–	–	3	–	–
2212	–	1	1	–	1	1	–	–	1	–	1	–	–	–	–	–	–	–
2219	27	12	13	1	1	–	1	–	–	–	1	–	–	–	–	26	11	13
2221	1	–	–	1	–	–	1	–	–	–	–	–	–	–	–	–	–	–
2222	2	5	3	2	2	–	1	2	–	–	–	–	1	–	–	–	3	3
2229	3	5	1	3	4	1	1	3	–	2	1	1	–	–	–	–	1	–
2311	1	2	1	1	2	–	1	2	–	–	–	–	–	–	–	–	–	1
2319	3	–	–	3	–	–	3	–	–	–	–	–	–	–	–	–	–	–
2320	17	15	3	17	15	3	16	13	3	1	2	–	–	–	–	–	–	–
2330	22	16	12	22	13	9	16	12	8	6	1	1	–	–	–	–	3	3
2342	32	35	33	32	23	23	25	15	12	7	7	7	–	1	4	–	12	10
2349	1	–	–	1	–	–	1	–	–	–	–	–	–	–	–	–	–	–
2391	1	–	1	1	–	1	–	–	–	1	–	1	–	–	–	–	–	–
2399	–	1	–	–	1	–	–	1	–	–	–	–	–	–	–	–	–	–
2424	18	33	47	18	24	36	15	20	35	3	4	1	–	–	–	–	9	11
2452	1	–	–	–	–	–	–	–	–	–	–	–	–	–	–	1	–	–
2511	7	7	6	5	3	6	3	3	5	2	–	1	–	–	–	2	4	–
2512	7	1	2	4	1	2	4	1	1	–	–	1	–	–	–	3	–	–
2521	1	–	–	–	–	–	–	–	–	–	–	–	–	–	–	1	–	–
2522	4	–	–	–	–	–	–	–	–	–	–	–	–	–	–	4	–	–
2539	–	–	1	–	–	1	–	–	1	–	–	–	–	–	–	–	–	–
2591	5	4	5	5	4	3	5	3	2	–	1	1	–	–	–	–	–	2
2599	5	3	2	5	3	2	3	1	2	2	2	–	–	–	–	–	–	–
2731	1	–	–	–	–	–	–	–	–	–	–	–	–	–	–	1	–	–
2733	5	5	4	5	4	4	5	4	3	–	–	1	–	–	–	–	1	–
2740	–	1	–	–	1	–	–	–	–	–	1	–	–	–	–	–	–	–
2751	2	–	1	–	–	1	–	–	1	–	–	–	–	–	–	2	–	–
2811	3	–	–	–	–	–	–	–	–	–	–	–	–	–	–	3	–	–
2812	1	1	1	1	1	1	1	1	1	–	–	–	–	–	–	–	–	–
2813	–	2	–	–	–	–	–	–	–	–	–	–	–	–	–	–	2	–
2833	1	–	–	–	–	–	–	–	–	–	–	–	–	–	–	1	–	–
2910	1	–	–	1	–	–	1	–	–	–	–	–	–	–	–	–	–	–
2930	2	1	4	2	1	3	2	1	3	–	–	–	–	–	–	–	–	1
2949	–	–	1	–	–	–	–	–	–	–	–	–	–	–	–	–	–	1
3092	8	4	6	8	4	6	2	2	4	6	2	2	–	–	–	–	–	–
3101	1	3	1	1	2	1	1	1	1	–	1	–	–	–	–	–	1	–
3102	–	–	2	–	–	2	–	–	2	–	–	–	–	–	–	–	–	–
3104	4	5	6	4	5	6	1	2	4	3	3	2	–	–	–	–	–	–
3230	10	3	2	–	–	–	–	–	–	–	–	–	–	–	–	10	3	2
3240	–	1	–	–	1	–	–	1	–	–	–	–	–	–	–	–	–	–
3291	3	2	–	–	–	–	–	–	–	–	–	–	–	–	–	3	2	–
3299	4	–	1	4	–	1	2	–	–	2	–	1	–	–	–	–	–	–
3321	–	1	–	–	–	–	–	–	–	–	–	–	–	–	–	–	1	–
3329	1	3	1	1	3	1	–	2	1	1	1	–	–	–	–	–	–	–
3511	5	3	7	4	3	7	3	2	5	1	1	2	–	–	–	1	–	–
3512	18	36	55	18	34	54	12	28	41	6	6	13	–	–	–	–	2	1
3600	4	9	1	4	8	1	4	3	1	–	5	–	–	–	–	–	1	–
3811	56	31	16	56	20	12	46	18	8	10	2	4	–	–	–	–	11	4
3821	1	–	–	1	–	–	1	–	–	–	–	–	–	–	–	–	–	–
4110	17	7	11	17	3	9	8	1	6	9	2	3	–	–	–	–	4	2
4120	251	210	171	251	164	117	169	99	66	77	63	48	5	2	3	–	46	54
4211	26	27	27	26	11	19	21	7	12	5	4	7	–	–	–	–	16	8
4212	1	3	2	1	–	1	1	–	–	–	–	1	–	–	–	–	3	1
4213	–	–	1	–	–	1	–	–	1	–	–	–	–	–	–	–	–	–
4221	41	45	35	24	27	25	17	22	19	5	5	6	2	–	–	17	18	10
4222	1	1	–	1	–	–	–	–	–	1	–	–	–	–	–	–	1	–
4223	–	1	–	–	–	–	–	–	–	–	–	–	–	–	–	–	1	–
4292	3	6	9	3	1	3	2	1	2	1	–	1	–	–	–	–	5	6
4299	9	18	5	9	16	3	9	13	3	–	1	–	–	2	–	–	2	2
4312	–	2	–	–	2	–	–	1	–	–	1	–	–	–	–	–	–	–
4313	–	2	1	–	1	1	–	1	–	–	–	1	–	–	–	–	1	–
4319	–	2	–	–	2	–	–	2	–	–	–	–	–	–	–	–	–	–
4321	25	18	14	25	14	13	20	12	12	5	2	1	–	–	–	–	4	1
4322	2	4	1	2	3	1	2	2	–	–	1	1	–	–	–	–	1	–
4329	–	3	1	–	1	1	–	–	1	–	1	–	–	–	–	–	2	–
4330	1	2	1	1	1	1	–	1	1	1	–	–	–	–	–	–	1	–
4391	2	1	3	2	–	1	–	–	1	2	–	–	–	–	–	–	1	2
4399	3	5	9	3	2	4	2	2	3	1	–	1	–	–	–	–	3	5
4511	9	4	10	9	4	9	7	–	2	2	3	4	–	1	3	–	–	1
4512	4	–	–	–	–	–	–	–	–	–	–	–	–	–	–	4	–	–
4520	1	1	6	1	1	6	–	1	3	1	–	3	–	–	–	–	–	–
4530	6	17	16	6	16	16	4	12	9	2	4	7	–	–	–	–	1	–

Capítulo 10 - Piauí

10.1 - Quantidade de acidentes do trabalho, por situação do registro e motivo, segundo a Classificação Nacional de Atividades Econômicas (CNAE), no estado do Piauí - 2014/2016

(continuação)

CNAE	QUANTIDADE DE ACIDENTES DO TRABALHO																	
	Total			Com CAT Registrada												Sem CAT Registrada		
				Total			Motivo											
							Típico			Trajeto			Doença do Trabalho					
	2014	2015	2016	2014	2015	2016	2014	2015	2016	2014	2015	2016	2014	2015	2016	2014	2015	2016
4541	8	8	6	7	7	5	1	1	1	6	5	4	–	1	–	1	1	1
4543	1	–	–	–	–	–	–	–	–	–	–	–	–	–	–	1	–	–
4617	–	4	3	–	2	2	–	1	–	–	1	2	–	–	–	–	2	1
4618	1	–	–	1	–	–	–	–	–	1	–	–	–	–	–	–	–	–
4619	2	–	1	2	–	1	–	–	–	1	–	1	1	–	–	–	–	–
4623	–	–	1	–	–	1	–	–	–	–	–	1	–	–	–	–	–	–
4632	1	1	3	1	1	3	–	1	1	1	–	2	–	–	–	–	–	–
4633	2	4	2	2	4	2	1	1	–	1	3	2	–	–	–	–	–	–
4634	2	–	–	2	–	–	–	–	–	2	–	–	–	–	–	–	–	–
4635	15	29	23	15	23	16	5	8	5	9	15	10	1	–	1	–	6	7
4636	–	1	–	–	1	–	–	–	–	–	1	–	–	–	–	–	–	–
4637	4	2	3	4	1	3	3	–	1	1	1	2	–	–	–	–	1	–
4639	8	12	8	8	10	6	5	7	1	3	3	5	–	–	–	–	2	2
4641	1	1	2	1	1	2	1	–	–	–	1	2	–	–	–	–	–	–
4643	–	1	2	–	1	2	–	–	–	–	1	2	–	–	–	–	–	–
4644	–	1	4	–	1	4	–	–	3	–	1	1	–	–	–	–	–	–
4646	1	4	1	1	2	1	–	–	–	1	2	1	–	–	–	–	2	–
4647	–	1	–	–	1	–	–	1	–	–	–	–	–	–	–	–	–	–
4649	5	3	–	5	2	–	2	–	–	2	2	–	1	–	–	–	1	–
4661	1	1	–	1	1	–	1	1	–	–	–	–	–	–	–	–	–	–
4662	2	–	–	2	–	–	2	–	–	–	–	–	–	–	–	–	–	–
4669	1	–	1	1	–	1	–	–	1	1	–	–	–	–	–	–	–	–
4671	1	–	–	1	–	–	1	–	–	–	–	–	–	–	–	–	–	–
4672	–	1	1	–	–	–	–	–	–	–	–	–	–	–	–	–	1	1
4679	1	1	1	1	1	1	–	1	–	1	–	1	–	–	–	–	–	–
4681	1	1	–	1	1	–	1	–	–	–	1	–	–	–	–	–	–	–
4682	–	1	1	–	1	1	–	–	1	–	1	–	–	–	–	–	–	–
4683	2	–	1	2	–	1	1	–	–	1	–	1	–	–	–	–	–	–
4687	–	1	–	–	1	–	–	1	–	–	–	–	–	–	–	–	–	–
4689	–	–	2	–	–	2	–	–	–	–	–	2	–	–	–	–	–	–
4691	9	2	5	9	2	5	1	1	2	6	1	3	2	–	–	–	–	–
4692	1	1	–	1	1	–	1	1	–	–	–	–	–	–	–	–	–	–
4693	14	38	26	14	28	15	4	12	6	10	15	9	–	1	–	–	10	11
4711	31	50	48	31	36	29	16	29	17	15	7	12	–	–	–	–	14	19
4712	–	2	3	–	2	3	–	2	2	–	–	–	–	–	1	–	–	–
4713	8	11	2	8	10	2	2	4	–	6	6	2	–	–	–	–	1	–
4721	–	1	–	–	1	–	–	–	–	–	1	–	–	–	–	–	–	–
4722	1	1	1	1	–	1	–	–	–	1	–	1	–	–	–	–	1	–
4723	6	14	3	6	10	2	3	6	–	3	4	2	–	–	–	–	4	1
4724	2	–	–	2	–	–	1	–	–	1	–	–	–	–	–	–	–	–
4729	–	–	1	–	–	1	–	–	1	–	–	–	–	–	–	–	–	–
4731	4	7	5	4	6	5	1	3	1	3	3	2	–	–	2	–	1	–
4743	1	2	2	1	2	2	–	1	1	1	1	1	–	–	–	–	–	–
4744	9	15	20	9	13	17	7	6	7	2	7	10	–	–	–	–	2	3
4751	–	1	3	–	1	3	–	–	–	–	1	3	–	–	–	–	–	–
4752	1	–	–	1	–	–	–	–	–	1	–	–	–	–	–	–	–	–
4753	4	4	3	4	4	2	3	3	–	1	1	2	–	–	–	–	–	1
4754	21	14	13	21	13	12	8	6	6	13	7	6	–	–	–	–	1	1
4755	1	5	2	1	4	2	–	3	–	1	1	2	–	–	–	–	1	–
4756	–	1	–	–	1	–	–	–	–	–	1	–	–	–	–	–	–	–
4757	–	2	4	–	2	4	–	–	2	–	2	1	–	–	1	–	–	–
4759	1	–	2	1	–	2	–	–	–	1	–	2	–	–	–	–	–	–
4761	–	–	3	–	–	3	–	–	–	–	–	3	–	–	–	–	–	–
4763	1	1	–	1	1	–	–	–	–	1	1	–	–	–	–	–	–	–
4771	1	6	9	1	5	9	–	1	4	1	4	5	–	–	–	–	1	–
4772	2	–	2	2	–	2	1	–	–	1	–	2	–	–	–	–	–	–
4774	1	1	1	1	1	1	–	–	–	1	1	1	–	–	–	–	–	–
4781	16	19	16	16	17	13	8	5	4	8	12	9	–	–	–	–	2	3
4782	2	2	6	2	2	6	1	2	1	1	–	5	–	–	–	–	–	–
4783	–	1	–	–	1	–	–	1	–	–	–	–	–	–	–	–	–	–
4784	1	4	1	1	3	1	1	1	–	–	2	1	–	–	–	–	1	–
4789	–	2	2	–	2	2	–	1	1	–	1	1	–	–	–	–	–	–
4911	1	4	2	1	3	1	1	3	1	–	–	–	–	–	–	–	1	1
4912	–	2	–	–	2	–	–	–	–	–	2	–	–	–	–	–	–	–
4921	18	32	22	18	21	16	7	9	3	11	12	13	–	–	–	–	11	6
4922	6	15	12	6	8	5	4	5	1	2	3	4	–	–	–	–	7	7
4929	–	1	2	–	1	1	–	1	1	–	–	–	–	–	–	–	–	1
4930	26	37	41	24	24	26	17	16	15	7	8	11	–	–	–	2	13	15
5021	–	–	1	–	–	–	–	–	–	–	–	–	–	–	–	–	–	1
5030	–	2	3	–	–	–	–	–	–	–	–	–	–	–	–	–	2	3
5111	13	20	4	–	2	–	–	–	–	–	2	–	–	–	–	13	18	4
5112	1	–	–	–	–	–	–	–	–	–	–	–	–	–	–	1	–	–
5211	3	4	–	1	3	–	–	3	–	1	–	–	–	–	–	2	1	–
5212	5	4	8	–	1	2	–	–	1	–	1	1	–	–	–	5	3	6

Capítulo 10 - Piauí

10.1 - Quantidade de acidentes do trabalho, por situação do registro e motivo, segundo a Classificação Nacional de Atividades Econômicas (CNAE), no estado do Piauí - 2014/2016

(continuação)

CNAE	QUANTIDADE DE ACIDENTES DO TRABALHO																	
	Total			Com CAT Registrada												Sem CAT Registrada		
				Total			Motivo											
							Típico			Trajeto			Doença do Trabalho					
	2014	2015	2016	2014	2015	2016	2014	2015	2016	2014	2015	2016	2014	2015	2016	2014	2015	2016
5221	1	–	–	–	–	–	–	–	–	–	–	–	–	–	–	1	–	–
5223	1	–	–	–	–	–	–	–	–	–	–	–	–	–	–	1	–	–
5229	1	2	1	1	1	1	–	1	–	–	–	1	1	–	–	–	1	–
5240	6	1	1	6	1	1	3	1	1	2	–	–	1	–	–	–	–	–
5250	2	–	–	2	–	–	2	–	–	–	–	–	–	–	–	–	–	–
5310	146	103	84	146	103	83	120	74	62	9	13	10	17	16	11	–	–	1
5320	–	–	1	–	–	1	–	–	1	–	–	–	–	–	–	–	–	–
5510	7	5	7	7	3	7	6	2	2	1	1	5	–	–	–	–	2	–
5611	18	9	11	18	8	11	10	2	4	8	6	7	–	–	–	–	1	–
5620	2	2	3	2	2	3	2	1	1	–	1	2	–	–	–	–	–	–
5911	1	–	–	–	–	–	–	–	–	–	–	–	–	–	–	1	–	–
6021	3	–	–	2	–	–	–	–	–	2	–	–	–	–	–	1	–	–
6110	1	2	1	1	1	1	–	–	–	–	–	1	1	1	–	–	1	–
6120	1	–	2	1	–	2	–	–	–	1	–	2	–	–	–	–	–	–
6190	3	1	1	3	1	1	3	1	1	–	–	–	–	–	–	–	–	–
6201	5	3	1	–	1	–	–	–	–	–	1	–	–	–	–	5	2	1
6311	–	3	1	–	2	1	–	1	–	–	–	1	–	1	–	–	1	–
6399	–	–	1	–	–	1	–	–	–	–	–	1	–	–	–	–	–	–
6421	2	7	16	2	3	14	2	1	13	–	–	1	–	2	–	–	4	2
6422	12	16	15	12	10	10	4	1	3	–	1	2	8	8	5	–	6	5
6423	2	4	–	2	4	–	–	2	–	1	–	–	1	2	–	–	–	–
6436	1	–	–	1	–	–	–	–	–	1	–	–	–	–	–	–	–	–
6493	1	–	–	1	–	–	–	–	–	1	–	–	–	–	–	–	–	–
6499	2	–	–	2	–	–	1	–	–	1	–	–	–	–	–	–	–	–
6550	10	4	9	10	3	9	1	1	4	8	2	5	1	–	–	–	1	–
6613	1	–	1	–	–	1	–	–	–	–	–	1	–	–	–	1	–	–
6619	–	2	–	–	–	–	–	–	–	–	–	–	–	–	–	–	2	–
6630	1	–	–	–	–	–	–	–	–	–	–	–	–	–	–	1	–	–
6810	1	–	2	1	–	2	–	–	–	1	–	2	–	–	–	–	–	–
6822	15	13	17	15	12	17	5	3	5	10	9	12	–	–	–	–	1	–
6920	1	1	3	1	1	3	–	–	–	1	1	3	–	–	–	–	–	–
7010	1	–	–	–	–	–	–	–	–	–	–	–	–	–	–	1	–	–
7112	12	21	25	12	17	18	12	11	13	–	6	5	–	–	–	–	4	7
7119	2	2	6	2	2	5	–	2	2	2	–	3	–	–	–	–	–	1
7210	4	10	10	4	10	10	4	4	8	–	4	1	–	2	1	–	–	–
7311	–	1	–	–	–	–	–	–	–	–	–	–	–	–	–	–	1	–
7319	1	1	–	1	1	–	–	1	–	–	–	–	1	–	–	–	–	–
7320	1	1	1	–	1	1	–	–	–	–	1	–	–	–	1	1	–	–
7420	3	1	–	1	–	–	1	–	–	–	–	–	–	–	–	2	1	–
7490	1	1	–	1	1	–	1	–	–	–	1	–	–	–	–	–	–	–
7711	–	3	–	–	3	–	–	–	–	–	3	–	–	–	–	–	–	–
7732	3	1	5	3	1	5	1	1	1	2	–	4	–	–	–	–	–	–
7733	–	1	1	–	–	1	–	–	–	–	–	1	–	–	–	–	1	–
7739	–	2	1	–	2	1	–	2	1	–	–	–	–	–	–	–	–	–
7810	7	23	23	7	5	8	1	4	3	5	1	5	1	–	–	–	18	15
7820	5	8	4	5	2	–	–	1	–	5	1	–	–	–	–	–	6	4
7830	–	1	7	–	–	4	–	–	1	–	–	3	–	–	–	–	1	3
7911	–	–	1	–	–	1	–	–	–	–	–	1	–	–	–	–	–	–
8011	27	34	34	27	25	23	8	4	2	18	20	21	1	1	–	–	9	11
8012	8	7	16	1	1	7	1	1	7	–	–	–	–	–	–	7	6	9
8020	3	6	3	3	4	3	3	1	2	–	3	1	–	–	–	–	2	–
8030	4	26	23	–	–	–	–	–	–	–	–	–	–	–	–	4	26	23
8111	–	1	3	–	–	2	–	–	–	–	–	2	–	–	–	–	1	1
8112	1	2	4	1	2	4	1	–	–	–	2	4	–	–	–	–	–	–
8121	21	34	17	21	14	7	5	3	2	16	11	5	–	–	–	–	20	10
8122	1	–	–	1	–	–	–	–	–	1	–	–	–	–	–	–	–	–
8129	1	–	–	1	–	–	–	–	–	1	–	–	–	–	–	–	–	–
8130	3	4	–	–	–	–	–	–	–	–	–	–	–	–	–	3	4	–
8211	4	9	5	3	2	3	2	1	1	1	1	2	–	–	–	1	7	2
8219	1	–	–	1	–	–	–	–	–	1	–	–	–	–	–	–	–	–
8220	28	76	86	28	54	57	7	11	20	19	38	35	2	5	2	–	22	29
8291	2	2	1	2	1	1	1	1	1	1	–	–	–	–	–	–	1	–
8292	–	–	1	–	–	1	–	–	1	–	–	–	–	–	–	–	–	–
8299	12	13	18	12	6	8	2	2	5	10	4	3	–	–	–	–	7	10
8411	15	15	14	15	8	7	10	6	5	2	1	–	3	1	2	–	7	7
8413	–	1	–	–	1	–	–	1	–	–	–	–	–	–	–	–	–	–
8511	51	90	65	–	1	–	–	–	–	–	1	–	–	–	–	51	89	65
8512	1	1	–	1	1	–	1	–	–	–	–	–	–	1	–	–	–	–
8513	5	3	10	3	3	10	1	3	6	2	–	4	–	–	–	2	–	–
8520	–	2	5	–	2	5	–	–	2	–	2	3	–	–	–	–	–	–
8531	21	11	8	1	4	2	1	4	1	–	–	1	–	–	–	20	7	6
8532	5	2	–	2	1	–	1	–	–	1	1	–	–	–	–	3	1	–
8599	2	4	1	2	4	1	1	–	–	1	4	1	–	–	–	–	–	–
8610	99	125	120	99	106	101	72	85	75	24	17	24	3	4	2	–	19	19

Capítulo 10 - Piauí

10.1 - Quantidade de acidentes do trabalho, por situação do registro e motivo, segundo a Classificação Nacional de Atividades Econômicas (CNAE), no estado do Piauí - 2014/2016

(conclusão)

CNAE	QUANTIDADE DE ACIDENTES DO TRABALHO																	
	Total			Com CAT Registrada												Sem CAT Registrada		
				Total			Motivo											
							Típico			Trajeto			Doença do Trabalho					
	2014	2015	2016	2014	2015	2016	2014	2015	2016	2014	2015	2016	2014	2015	2016	2014	2015	2016
8630	2	–	1	2	–	1	–	–	1	2	–	–	–	–	–	–	–	–
8640	6	28	24	6	26	21	2	16	13	4	10	8	–	–	–	–	2	3
8650	1	1	–	1	–	–	–	–	–	1	–	–	–	–	–	–	1	–
8660	32	54	66	32	50	62	30	49	60	2	1	2	–	–	–	–	4	4
8690	1	–	–	1	–	–	–	–	–	1	–	–	–	–	–	–	–	–
8800	–	–	3	–	–	3	–	–	3	–	–	–	–	–	–	–	–	–
9313	–	1	1	–	1	1	–	–	–	–	1	1	–	–	–	–	–	–
9329	–	1	–	–	1	–	–	–	–	–	1	–	–	–	–	–	–	–
9430	1	–	1	1	–	1	–	–	1	1	–	–	–	–	–	–	–	–
9491	–	1	–	–	1	–	–	1	–	–	–	–	–	–	–	–	–	–
9499	8	12	19	8	12	19	1	3	8	7	8	11	–	1	–	–	–	–
9511	2	–	–	2	–	–	1	–	–	1	–	–	–	–	–	–	–	–
9512	–	2	1	–	2	1	–	2	–	–	–	1	–	–	–	–	–	–
9521	–	1	2	–	–	2	–	–	–	–	–	2	–	–	–	–	1	–
9602	1	–	–	1	–	–	–	–	–	1	–	–	–	–	–	–	–	–
9603	–	–	7	–	–	7	–	–	4	–	–	3	–	–	–	–	–	–
Ignorados	2.526	1.809	1.839	3	6	8	2	3	6	1	2	1	–	1	1	2.523	1.803	1.831

Fonte: DATAPREV, CAT, SUB.
Nota: Os dados são preliminares, estando sujeitos a correções.

Capítulo 10 - Piauí

10.2 - Quantidade de acidentes do trabalho, por situação do registro e motivo, segundo os grupos de idade e sexo, no estado do Piauí - 2014/2016

GRUPOS DE IDADE E SEXO	QUANTIDADE DE ACIDENTES DO TRABALHO																	
	Total			Com CAT Registrada												Sem CAT Registrada		
				Total			Motivo											
							Típico			Trajeto			Doença do Trabalho					
	2014	2015	2016	2014	2015	2016	2014	2015	2016	2014	2015	2016	2014	2015	2016	2014	2015	2016
TOTAL	**4.467**	**3.982**	**3.807**	**1.663**	**1.543**	**1.447**	**1.078**	**963**	**855**	**525**	**517**	**531**	**60**	**63**	**61**	**2.804**	**2.439**	**2.360**
Masculino	**3.436**	**3.004**	**2.800**	**1.343**	**1.215**	**1.103**	**903**	**771**	**646**	**403**	**405**	**409**	**37**	**39**	**48**	**2.093**	**1.789**	**1.697**
Feminino	**1.031**	**978**	**1.007**	**320**	**328**	**344**	**175**	**192**	**209**	**122**	**112**	**122**	**23**	**24**	**13**	**711**	**650**	**663**
Ignorado	**–**	**–**	**–**	**–**	**–**	**–**	**–**	**–**	**–**	**–**	**–**	**–**	**–**	**–**	**–**	**–**	**–**	**–**
Até 19 anos	54	56	46	29	30	30	17	16	20	12	14	10	–	–	–	25	26	16
Masculino	43	44	34	23	23	21	14	11	15	9	12	6	–	–	–	20	21	13
Feminino	11	12	12	6	7	9	3	5	5	3	2	4	–	–	–	5	5	3
Ignorado	–	–	–	–	–	–	–	–	–	–	–	–	–	–	–	–	–	–
20 a 24 anos	421	399	359	196	206	176	127	124	89	69	79	83	–	3	4	225	193	183
Masculino	336	305	264	164	168	133	112	106	67	52	59	62	–	3	4	172	137	131
Feminino	85	94	95	32	38	43	15	18	22	17	20	21	–	–	–	53	56	52
Ignorado	–	–	–	–	–	–	–	–	–	–	–	–	–	–	–	–	–	–
25 a 29 anos	743	620	590	357	307	302	221	182	178	125	119	116	11	6	8	386	313	288
Masculino	574	467	422	277	235	218	186	145	121	86	85	90	5	5	7	297	232	204
Feminino	169	153	168	80	72	84	35	37	57	39	34	26	6	1	1	89	81	84
Ignorado	–	–	–	–	–	–	–	–	–	–	–	–	–	–	–	–	–	–
30 a 34 anos	782	676	643	334	301	290	212	198	162	114	89	121	8	14	7	448	375	353
Masculino	624	533	476	281	239	222	176	157	127	99	71	89	6	11	6	343	294	254
Feminino	158	143	167	53	62	68	36	41	35	15	18	32	2	3	1	105	81	99
Ignorado	–	–	–	–	–	–	–	–	–	–	–	–	–	–	–	–	–	–
35 a 39 anos	712	611	586	280	227	216	173	142	134	87	75	70	20	10	12	432	384	370
Masculino	528	456	435	211	173	162	138	111	101	62	57	51	11	5	10	317	283	273
Feminino	184	155	151	69	54	54	35	31	33	25	18	19	9	5	2	115	101	97
Ignorado	–	–	–	–	–	–	–	–	–	–	–	–	–	–	–	–	–	–
40 a 44 anos	508	468	472	162	161	158	107	109	99	46	37	49	9	15	10	346	307	314
Masculino	394	325	352	137	121	127	93	87	81	37	29	39	7	5	7	257	204	225
Feminino	114	143	120	25	40	31	14	22	18	9	8	10	2	10	3	89	103	89
Ignorado	–	–	–	–	–	–	–	–	–	–	–	–	–	–	–	–	–	–
45 a 49 anos	455	401	405	117	123	113	84	79	77	30	42	30	3	2	6	338	278	292
Masculino	333	287	293	87	97	87	64	60	59	21	36	26	2	1	2	246	190	206
Feminino	122	114	112	30	26	26	20	19	18	9	6	4	1	1	4	92	88	86
Ignorado	–	–	–	–	–	–	–	–	–	–	–	–	–	–	–	–	–	–
50 a 54 anos	411	385	370	90	87	74	64	54	48	19	25	18	7	8	8	321	298	296
Masculino	275	279	251	78	75	58	55	44	34	18	24	17	5	7	7	197	204	193
Feminino	136	106	119	12	12	16	9	10	14	1	1	1	2	1	1	124	94	103
Ignorado	–	–	–	–	–	–	–	–	–	–	–	–	–	–	–	–	–	–
55 a 59 anos	277	259	228	60	59	39	47	34	18	11	20	16	2	5	5	217	200	189
Masculino	236	221	181	52	49	34	41	30	16	10	17	14	1	2	4	184	172	147
Feminino	41	38	47	8	10	5	6	4	2	1	3	2	1	3	1	33	28	42
Ignorado	–	–	–	–	–	–	–	–	–	–	–	–	–	–	–	–	–	–
60 a 64 anos	89	86	89	27	30	36	17	18	24	10	12	11	–	–	1	62	56	53
Masculino	78	71	77	22	27	29	15	16	20	7	11	8	–	–	1	56	44	48
Feminino	11	15	12	5	3	7	2	2	4	3	1	3	–	–	–	6	12	5
Ignorado	–	–	–	–	–	–	–	–	–	–	–	–	–	–	–	–	–	–
65 a 69 anos	13	16	15	10	9	9	8	5	3	2	4	6	–	–	–	3	7	6
Masculino	13	11	11	10	5	8	8	2	2	2	3	6	–	–	–	3	6	3
Feminino	–	5	4	–	4	1	–	3	1	–	1	–	–	–	–	–	1	3
Ignorado	–	–	–	–	–	–	–	–	–	–	–	–	–	–	–	–	–	–
70 anos e mais	2	5	4	1	3	4	1	2	3	–	1	1	–	–	–	1	2	–
Masculino	2	5	4	1	3	4	1	2	3	–	1	1	–	–	–	1	2	–
Feminino	–	–	–	–	–	–	–	–	–	–	–	–	–	–	–	–	–	–
Ignorado	–	–	–	–	–	–	–	–	–	–	–	–	–	–	–	–	–	–
Ignorada	–	–	–	–	–	–	–	–	–	–	–	–	–	–	–	–	–	–
Masculino	–	–	–	–	–	–	–	–	–	–	–	–	–	–	–	–	–	–
Feminino	–	–	–	–	–	–	–	–	–	–	–	–	–	–	–	–	–	–
Ignorado	–	–	–	–	–	–	–	–	–	–	–	–	–	–	–	–	–	–

Fonte: DATAPREV, CAT, SUB.
Nota: Os dados são preliminares, estando sujeitos a correções.

Capítulo 10 - Piauí

10.3 - Quantidade mensal de acidentes do trabalho, por situação do registro e motivo, no estado do Piauí - 2014/2016

MESES	QUANTIDADE DE ACIDENTES DO TRABALHO																	
	Total			Com CAT Registrada												Sem CAT Registrada		
				Total			Motivo											
							Típico			Trajeto			Doença do Trabalho					
	2014	2015	2016	2014	2015	2016	2014	2015	2016	2014	2015	2016	2014	2015	2016	2014	2015	2016
TOTAL	**4.467**	**3.982**	**3.807**	**1.663**	**1.543**	**1.447**	**1.078**	**963**	**855**	**525**	**517**	**531**	**60**	**63**	**61**	**2.804**	**2.439**	**2.360**
Janeiro	337	336	285	131	114	116	80	76	67	49	35	41	2	3	8	206	222	169
Fevereiro	369	311	297	126	114	114	76	65	64	48	42	46	2	7	4	243	197	183
Março	354	343	355	124	124	150	73	73	93	45	44	50	6	7	7	230	219	205
Abril	363	313	322	149	131	97	99	84	62	44	40	32	6	7	3	214	182	225
Maio	373	340	381	152	136	124	104	89	71	38	42	44	10	5	9	221	204	257
Junho	349	310	403	129	124	154	84	72	91	38	48	58	7	4	5	220	186	249
Julho	398	368	353	153	140	123	114	88	74	37	46	44	2	6	5	245	228	230
Agosto	403	317	360	140	135	138	84	84	80	53	48	54	3	3	4	263	182	222
Setembro	418	343	276	157	142	115	108	88	62	46	49	51	3	5	2	261	201	161
Outubro	436	349	294	156	119	117	106	83	71	41	30	40	9	6	6	280	230	177
Novembro	334	322	240	122	118	93	74	77	56	43	37	32	5	4	5	212	204	147
Dezembro	333	330	241	124	146	106	76	84	64	43	56	39	5	6	3	209	184	135

Fonte: DATAPREV, CAT, SUB.
Nota: Os dados são preliminares, estando sujeitos a correções.

DISTRIBUIÇÃO DE ACIDENTES DO TRABALHO, POR MOTIVO, NO ESTADO DO PIAUÍ - 2016

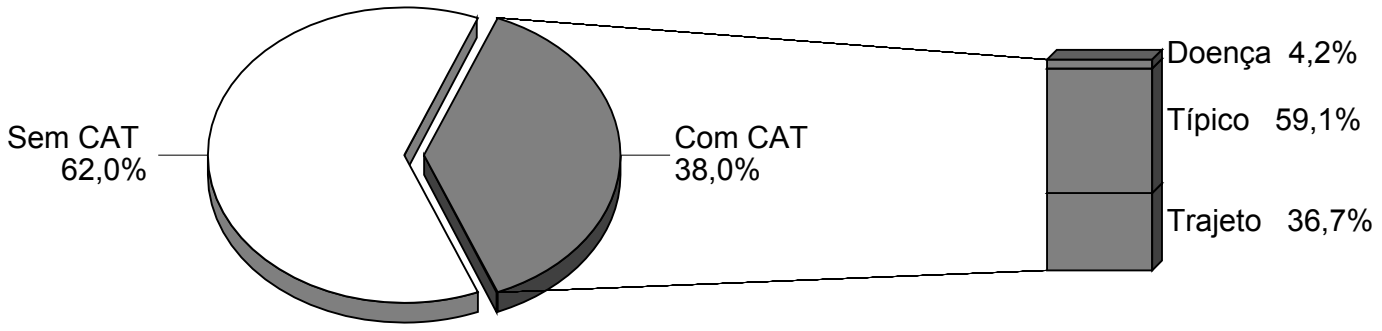

Fonte: DATAPREV, CAT, SUB.

Capítulo 11 - Ceará

11.1 - Quantidade de acidentes do trabalho, por situação do registro e motivo, segundo a Classificação Nacional de Atividades Econômicas (CNAE), no estado do Ceará - 2014/2016

(continua)

CNAE	QUANTIDADE DE ACIDENTES DO TRABALHO																	
	Total			Com CAT Registrada												Sem CAT Registrada		
				Total			Motivo											
							Típico			Trajeto			Doença do Trabalho					
	2014	2015	2016	2014	2015	2016	2014	2015	2016	2014	2015	2016	2014	2015	2016	2014	2015	2016
TOTAL	**13.434**	**11.885**	**11.800**	**9.346**	**9.032**	**9.426**	**6.225**	**6.034**	**6.105**	**2.920**	**2.761**	**3.135**	**201**	**237**	**186**	**4.088**	**2.853**	**2.374**
0111	28	2	–	–	–	–	–	–	–	–	–	–	–	–	–	28	2	–
0113	7	1	–	5	1	–	2	1	–	3	–	–	–	–	–	2	–	–
0114	1	–	1	–	–	–	–	–	–	–	–	–	–	–	–	1	–	1
0119	32	50	45	32	49	45	21	38	36	10	11	9	1	–	–	–	1	–
0121	3	4	7	–	1	1	–	1	–	–	–	1	–	–	–	3	3	6
0122	3	3	3	3	2	3	1	1	2	2	1	1	–	–	–	–	1	–
0132	–	1	–	–	–	–	–	–	–	–	–	–	–	–	–	–	1	–
0133	150	106	103	150	103	98	121	89	86	27	11	12	2	3	–	–	3	5
0139	5	3	1	–	–	–	–	–	–	–	–	–	–	–	–	5	3	1
0141	2	–	–	2	–	–	1	–	–	1	–	–	–	–	–	–	–	–
0142	1	–	–	–	–	–	–	–	–	–	–	–	–	–	–	1	–	–
0151	8	2	4	8	2	3	5	1	1	3	1	2	–	–	–	–	–	1
0153	–	1	–	–	1	–	–	1	–	–	–	–	–	–	–	–	–	–
0154	1	–	4	1	–	4	–	–	1	1	–	3	–	–	–	–	–	–
0155	80	79	69	80	73	62	62	43	40	18	30	22	–	–	–	–	6	7
0159	4	2	–	4	2	–	2	1	–	2	1	–	–	–	–	–	–	–
0161	5	5	3	5	5	3	2	2	3	3	3	–	–	–	–	–	–	–
0220	–	–	1	–	–	1	–	–	–	–	–	1	–	–	–	–	–	–
0230	–	–	2	–	–	2	–	–	2	–	–	–	–	–	–	–	–	–
0311	2	22	5	2	22	5	–	12	1	1	5	3	1	5	1	–	–	–
0321	18	11	3	18	11	2	14	7	1	4	4	1	–	–	–	–	–	1
0322	1	2	2	1	2	2	1	1	1	–	1	1	–	–	–	–	–	–
0600	13	12	–	13	12	–	13	11	–	–	1	–	–	–	–	–	–	–
0710	–	2	1	–	2	–	–	2	–	–	–	–	–	–	–	–	–	1
0810	23	25	22	23	25	20	17	18	18	6	7	2	–	–	–	–	–	2
0892	1	1	1	1	1	1	–	1	1	–	–	–	1	–	–	–	–	–
0893	2	–	1	2	–	1	2	–	1	–	–	–	–	–	–	–	–	–
0899	3	2	–	3	2	–	2	2	–	1	–	–	–	–	–	–	–	–
0910	2	3	2	2	3	1	2	3	1	–	–	–	–	–	–	–	–	1
1012	37	39	19	16	27	10	11	18	8	5	9	2	–	–	–	21	12	9
1013	30	20	14	30	20	14	20	16	8	10	4	6	–	–	–	–	–	–
1020	2	12	14	2	12	12	1	8	8	1	4	4	–	–	–	–	–	2
1031	40	39	36	40	33	33	30	24	24	9	7	8	1	2	1	–	6	3
1033	23	14	21	23	13	19	19	8	11	3	5	8	1	–	–	–	1	2
1041	1	–	–	1	–	–	1	–	–	–	–	–	–	–	–	–	–	–
1042	–	–	1	–	–	1	–	–	1	–	–	–	–	–	–	–	–	–
1043	19	23	17	19	22	17	13	17	13	6	5	4	–	–	–	–	1	–
1051	6	19	5	6	17	4	4	12	4	2	5	–	–	–	–	–	2	1
1052	16	17	9	16	17	9	7	12	4	9	5	5	–	–	–	–	–	–
1053	11	5	7	11	5	7	4	2	6	7	3	1	–	–	–	–	–	–
1061	1	–	3	1	–	3	1	–	3	–	–	–	–	–	–	–	–	–
1062	40	37	129	40	36	128	30	27	97	10	9	31	–	–	–	–	1	1
1066	35	35	24	35	35	22	27	27	17	8	7	5	–	1	–	–	–	2
1069	11	13	16	11	13	15	10	10	11	–	3	3	1	–	1	–	–	1
1081	34	26	25	34	25	24	21	19	14	13	6	10	–	–	–	–	1	1
1091	36	31	30	36	29	27	24	16	17	11	12	10	1	1	–	–	2	3
1092	5	15	8	5	13	7	3	10	4	2	3	3	–	–	–	–	2	1
1094	169	163	108	169	162	104	128	127	67	40	35	37	1	–	–	–	1	4
1095	3	1	6	3	1	6	–	–	3	3	1	3	–	–	–	–	–	–
1096	5	4	11	5	4	10	2	3	10	3	1	–	–	–	–	–	–	1
1099	35	35	27	35	33	26	25	23	15	10	10	11	–	–	–	–	2	1
1111	15	20	8	14	17	6	9	12	3	5	5	3	–	–	–	1	3	2
1113	20	31	23	20	30	22	12	22	13	8	7	9	–	1	–	–	1	1
1121	17	18	19	17	16	16	9	12	11	7	4	5	1	–	–	–	2	3
1122	107	99	77	107	96	73	79	65	47	24	29	24	4	2	2	–	3	4
1311	20	16	13	20	16	13	15	12	12	5	4	1	–	–	–	–	–	–
1312	1	1	1	1	1	1	1	–	1	–	1	–	–	–	–	–	–	–
1321	54	60	44	54	55	42	45	47	37	9	8	5	–	–	–	–	5	2
1322	13	13	10	13	12	10	9	7	10	4	5	–	–	–	–	–	1	–
1323	2	6	4	2	4	3	1	1	1	1	3	1	–	–	1	–	2	1
1330	36	34	35	36	32	34	30	25	28	6	7	6	–	–	–	–	2	1
1340	2	–	2	2	–	2	–	–	1	2	–	1	–	–	–	–	–	–
1351	8	5	4	8	3	3	7	3	2	1	–	1	–	–	–	–	2	1
1354	29	22	11	29	20	11	27	13	7	2	7	4	–	–	–	–	2	–
1359	23	10	15	23	9	14	17	5	7	5	4	7	1	–	–	–	1	1
1411	35	32	38	35	30	31	21	21	21	12	9	10	2	–	–	–	2	7
1412	229	242	230	229	222	207	161	165	118	56	43	44	12	14	45	–	20	23
1413	3	3	3	3	3	3	–	1	2	3	2	1	–	–	–	–	–	–
1414	3	1	2	1	1	2	–	1	1	1	–	1	–	–	–	2	–	–
1422	2	–	–	2	–	–	1	–	–	1	–	–	–	–	–	–	–	–
1510	47	38	26	47	29	13	32	20	9	14	9	4	1	–	–	–	9	13

Capítulo 11 - Ceará

11.1 - Quantidade de acidentes do trabalho, por situação do registro e motivo, segundo a Classificação Nacional de Atividades Econômicas (CNAE), no estado do Ceará - 2014/2016

(continuação)

CNAE	QUANTIDADE DE ACIDENTES DO TRABALHO																	
	Total			Com CAT Registrada												Sem CAT Registrada		
				Total			Motivo											
							Típico			Trajeto			Doença do Trabalho					
	2014	2015	2016	2014	2015	2016	2014	2015	2016	2014	2015	2016	2014	2015	2016	2014	2015	2016
1521	1	4	5	–	2	2	–	1	2	–	1	–	–	–	–	1	2	3
1531	402	420	465	402	401	451	305	263	305	96	133	144	1	5	2	–	19	14
1532	8	18	12	8	14	10	1	2	3	7	12	7	–	–	–	–	4	2
1533	413	138	230	413	133	228	226	66	153	186	60	72	1	7	3	–	5	2
1539	13	14	22	13	14	22	5	9	6	8	5	16	–	–	–	–	–	–
1540	13	11	16	13	10	10	9	10	7	4	–	3	–	–	–	–	1	6
1610	6	4	1	4	3	1	4	3	1	–	–	–	–	–	–	2	1	–
1622	9	5	7	9	5	6	6	5	5	3	–	1	–	–	–	–	–	1
1629	1	3	1	1	3	1	1	2	–	–	1	1	–	–	–	–	–	–
1721	2	3	–	1	2	–	1	2	–	–	–	–	–	–	–	1	1	–
1731	47	22	23	45	19	20	39	19	16	6	–	3	–	–	1	2	3	3
1733	13	7	15	13	7	15	13	5	13	–	2	2	–	–	–	–	–	–
1741	2	1	3	2	1	3	2	1	2	–	–	1	–	–	–	–	–	–
1742	2	–	2	2	–	2	2	–	2	–	–	–	–	–	–	–	–	–
1749	8	3	6	7	3	5	4	2	4	3	1	1	–	–	–	1	–	1
1811	5	2	9	–	2	9	–	1	5	–	1	3	–	–	1	5	–	–
1812	14	2	3	2	1	3	2	–	–	–	1	3	–	–	–	12	1	–
1813	11	10	8	11	10	8	5	6	4	6	4	4	–	–	–	–	–	–
1821	1	1	2	1	1	2	1	–	2	–	1	–	–	–	–	–	–	–
1822	1	1	1	1	1	1	1	–	1	–	1	–	–	–	–	–	–	–
1910	1	–	–	–	–	–	–	–	–	–	–	–	–	–	–	1	–	–
1921	19	24	12	18	24	12	15	16	12	2	7	–	1	1	–	1	–	–
1931	52	33	30	5	3	2	4	2	–	1	1	2	–	–	–	47	30	28
1932	–	1	–	–	1	–	–	1	–	–	–	–	–	–	–	–	–	–
2021	2	–	–	–	–	–	–	–	–	–	–	–	–	–	–	2	–	–
2022	1	1	–	–	–	–	–	–	–	–	–	–	–	–	–	1	1	–
2031	10	–	–	–	–	–	–	–	–	–	–	–	–	–	–	10	–	–
2040	–	1	–	–	–	–	–	–	–	–	–	–	–	–	–	–	1	–
2051	1	1	–	1	1	–	–	1	–	1	–	–	–	–	–	–	–	–
2052	–	1	–	–	1	–	–	1	–	–	–	–	–	–	–	–	–	–
2061	4	7	2	4	7	2	4	4	2	–	3	–	–	–	–	–	–	–
2062	2	4	1	2	4	1	1	2	–	1	2	1	–	–	–	–	–	–
2063	2	4	4	2	4	4	2	3	3	–	–	1	–	1	–	–	–	–
2071	10	13	10	10	13	10	9	10	4	1	3	6	–	–	–	–	–	–
2073	7	3	3	7	3	3	7	3	1	–	–	2	–	–	–	–	–	–
2091	–	–	1	–	–	1	–	–	1	–	–	–	–	–	–	–	–	–
2093	2	1	1	2	1	1	2	1	1	–	–	–	–	–	–	–	–	–
2099	–	5	4	–	4	4	–	3	1	–	1	3	–	–	–	–	1	–
2121	26	23	35	26	23	31	16	10	19	9	12	12	1	1	–	–	–	4
2211	1	1	–	–	1	–	–	1	–	–	–	–	–	–	–	1	–	–
2212	1	4	–	1	4	–	1	3	–	–	1	–	–	–	–	–	–	–
2219	19	12	14	11	8	12	4	4	10	6	4	1	1	–	1	8	4	2
2221	7	2	1	7	2	1	4	1	1	3	1	–	–	–	–	–	–	–
2222	17	11	9	17	10	9	15	8	4	2	2	5	–	–	–	–	1	–
2229	31	22	26	31	20	22	18	10	17	13	10	5	–	–	–	–	2	4
2311	1	5	4	–	4	4	–	3	3	–	1	1	–	–	–	1	1	–
2312	6	1	–	6	1	–	5	1	–	1	–	–	–	–	–	–	–	–
2319	8	6	2	8	6	1	8	4	–	–	2	1	–	–	–	–	–	1
2320	33	26	35	33	23	30	30	16	27	3	6	3	–	1	–	–	3	5
2330	28	38	52	28	35	52	23	31	45	5	4	7	–	–	–	–	3	–
2341	1	1	2	1	1	2	1	1	1	–	–	1	–	–	–	–	–	–
2342	40	51	42	40	46	38	33	42	30	7	4	8	–	–	–	–	5	4
2349	12	19	8	12	17	8	9	6	8	3	11	–	–	–	–	–	2	–
2391	5	6	7	5	5	6	2	3	4	3	2	2	–	–	–	–	1	1
2392	19	22	14	19	22	14	16	19	12	3	3	2	–	–	–	–	–	–
2399	11	16	14	11	16	12	9	8	7	2	8	5	–	–	–	–	–	2
2412	5	3	2	5	2	2	5	2	2	–	–	–	–	–	–	–	1	–
2421	7	19	26	7	19	26	7	14	25	–	3	–	–	2	1	–	–	–
2422	4	9	16	4	8	16	3	4	12	1	4	4	–	–	–	–	1	–
2423	11	11	10	11	11	10	9	9	8	2	1	2	–	1	–	–	–	–
2424	1	–	–	1	–	–	1	–	–	–	–	–	–	–	–	–	–	–
2431	163	93	50	163	90	49	139	80	37	22	7	12	2	3	–	–	3	1
2441	5	5	2	5	5	2	5	4	2	–	1	–	–	–	–	–	–	–
2451	5	2	–	5	2	–	4	1	–	1	1	–	–	–	–	–	–	–
2452	6	5	–	–	–	–	–	–	–	–	–	–	–	–	–	6	5	–
2511	21	14	14	20	13	14	17	10	11	2	1	3	1	2	–	1	1	–
2512	18	10	13	18	10	12	10	9	6	8	1	6	–	–	–	–	–	1
2513	1	–	–	1	–	–	–	–	–	1	–	–	–	–	–	–	–	–
2521	2	3	1	1	2	1	1	2	1	–	–	–	–	–	–	1	1	–
2522	3	2	3	1	–	1	1	–	–	–	–	1	–	–	–	2	2	2
2531	1	–	–	1	–	–	1	–	–	–	–	–	–	–	–	–	–	–
2532	14	7	10	14	7	10	8	5	7	5	2	3	1	–	–	–	–	–

Capítulo 11 - Ceará

11.1 - Quantidade de acidentes do trabalho, por situação do registro e motivo, segundo a Classificação Nacional de Atividades Econômicas (CNAE), no estado do Ceará - 2014/2016

(continuação)

CNAE	QUANTIDADE DE ACIDENTES DO TRABALHO																	
	Total			Com CAT Registrada												Sem CAT Registrada		
				Total			Motivo											
							Típico			Trajeto			Doença do Trabalho					
	2014	2015	2016	2014	2015	2016	2014	2015	2016	2014	2015	2016	2014	2015	2016	2014	2015	2016
2539	10	5	4	10	4	4	8	4	3	2	–	1	–	–	–	–	1	–
2542	2	2	2	2	2	2	2	2	1	–	–	1	–	–	–	–	–	–
2543	2	1	4	2	1	4	2	1	4	–	–	–	–	–	–	–	–	–
2591	14	10	5	14	10	4	10	9	4	4	1	–	–	–	–	–	–	1
2592	6	2	6	6	2	6	6	1	5	–	–	1	–	1	–	–	–	–
2593	8	13	5	8	11	4	7	7	4	1	3	–	–	1	–	–	2	1
2599	23	12	11	23	11	10	20	9	7	2	2	3	1	–	–	–	1	1
2621	3	1	–	3	1	–	3	–	–	–	1	–	–	–	–	–	–	–
2622	3	7	2	3	6	2	1	1	2	1	5	–	1	–	–	–	1	–
2640	1	–	–	1	–	–	–	–	–	1	–	–	–	–	–	–	–	–
2680	1	–	–	1	–	–	1	–	–	–	–	–	–	–	–	–	–	–
2710	39	80	108	39	77	106	38	69	83	1	6	22	–	2	1	–	3	2
2721	–	5	2	–	–	–	–	–	–	–	–	–	–	–	–	–	5	2
2731	7	5	1	2	3	–	1	1	–	1	1	–	–	1	–	5	2	1
2732	1	1	–	1	1	–	1	1	–	–	–	–	–	–	–	–	–	–
2740	1	–	–	1	–	–	–	–	–	1	–	–	–	–	–	–	–	–
2751	206	179	123	205	176	119	156	129	85	34	40	32	15	7	2	1	3	4
2759	9	1	7	9	1	7	6	1	7	3	–	–	–	–	–	–	–	–
2790	3	3	–	3	2	–	3	1	–	–	1	–	–	–	–	–	1	–
2811	3	3	2	–	2	2	–	2	2	–	–	–	–	–	–	3	1	–
2812	3	2	3	3	1	3	3	1	2	–	–	1	–	–	–	–	1	–
2813	4	2	4	4	2	4	2	2	4	1	–	–	1	–	–	–	–	–
2822	3	3	1	3	3	1	3	3	1	–	–	–	–	–	–	–	–	–
2823	3	–	1	3	–	1	2	–	1	1	–	–	–	–	–	–	–	–
2829	–	1	–	–	1	–	–	1	–	–	–	–	–	–	–	–	–	–
2833	4	2	2	4	2	2	4	2	2	–	–	–	–	–	–	–	–	–
2840	1	2	1	1	2	1	–	1	–	1	1	1	–	–	–	–	–	–
2861	–	–	1	–	–	1	–	–	1	–	–	–	–	–	–	–	–	–
2862	–	1	–	–	1	–	–	–	–	–	1	–	–	–	–	–	–	–
2869	20	24	8	20	24	8	14	19	6	6	5	2	–	–	–	–	–	–
2910	–	1	–	–	1	–	–	1	–	–	–	–	–	–	–	–	–	–
2920	1	–	–	–	–	–	–	–	–	–	–	–	–	–	–	1	–	–
2930	16	15	5	16	12	5	14	11	4	2	1	1	–	–	–	–	3	–
2943	4	13	6	4	12	5	4	10	4	–	2	1	–	–	–	–	1	1
2944	1	–	2	1	–	2	1	–	2	–	–	–	–	–	–	–	–	–
2949	2	1	3	2	1	3	2	–	3	–	1	–	–	–	–	–	–	–
2950	1	–	3	1	–	3	–	–	1	1	–	2	–	–	–	–	–	–
3011	8	8	16	8	8	16	8	7	15	–	1	1	–	–	–	–	–	–
3031	1	2	–	1	2	–	1	2	–	–	–	–	–	–	–	–	–	–
3091	3	5	8	3	5	8	3	4	6	–	1	2	–	–	–	–	–	–
3092	–	–	1	–	–	1	–	–	1	–	–	–	–	–	–	–	–	–
3099	1	1	–	1	1	–	–	1	–	1	–	–	–	–	–	–	–	–
3101	35	52	40	35	51	36	31	40	26	4	10	10	–	1	–	–	1	4
3102	17	17	10	17	17	10	14	13	7	3	4	2	–	–	1	–	–	–
3103	4	2	2	4	2	2	2	2	1	2	–	1	–	–	–	–	–	–
3104	12	11	12	12	10	12	8	6	3	3	4	7	1	–	2	–	1	–
3212	–	1	1	–	–	1	–	–	1	–	–	–	–	–	–	–	1	–
3230	10	4	–	–	1	–	–	1	–	–	–	–	–	–	–	10	3	–
3240	1	1	–	1	1	–	1	1	–	–	–	–	–	–	–	–	–	–
3250	8	5	1	8	5	1	7	4	–	1	1	1	–	–	–	–	–	–
3291	2	1	1	–	–	1	–	–	1	–	–	–	–	–	–	2	1	–
3299	3	5	4	3	5	4	1	3	2	2	2	2	–	–	–	–	–	–
3311	6	4	5	6	4	5	6	4	5	–	–	–	–	–	–	–	–	–
3313	14	19	22	14	19	22	9	12	18	5	5	4	–	2	–	–	–	–
3314	6	10	4	6	10	4	5	6	4	1	4	–	–	–	–	–	–	–
3315	1	7	6	1	7	3	–	2	–	1	5	3	–	–	–	–	–	3
3317	–	1	–	–	1	–	–	1	–	–	–	–	–	–	–	–	–	–
3319	–	1	–	–	1	–	–	1	–	–	–	–	–	–	–	–	–	–
3321	3	1	3	3	1	3	2	1	3	1	–	–	–	–	–	–	–	–
3329	3	6	5	3	6	5	3	5	2	–	1	3	–	–	–	–	–	–
3511	57	55	34	52	55	34	45	49	28	7	6	6	–	–	–	5	–	–
3512	–	–	2	–	–	2	–	–	–	–	–	2	–	–	–	–	–	–
3514	8	15	14	8	15	14	5	10	10	3	5	3	–	–	1	–	–	–
3520	–	1	1	–	1	1	–	1	–	–	–	1	–	–	–	–	–	–
3600	5	3	13	5	3	12	3	3	6	2	–	6	–	–	–	–	–	1
3702	–	–	1	–	–	1	–	–	1	–	–	–	–	–	–	–	–	–
3811	70	294	295	70	286	290	55	243	268	15	42	22	–	1	–	–	8	5
3812	1	2	3	1	2	3	1	2	3	–	–	–	–	–	–	–	–	–
3821	–	1	1	–	1	1	–	1	1	–	–	–	–	–	–	–	–	–
3822	–	7	6	–	7	6	–	7	5	–	–	1	–	–	–	–	–	–
3831	–	3	6	–	2	5	–	2	3	–	–	2	–	–	–	–	1	1
3832	4	5	2	4	4	2	4	4	2	–	–	–	–	–	–	–	1	–
3839	2	1	2	2	1	2	2	1	2	–	–	–	–	–	–	–	–	–

Capítulo 11 - Ceará

11.1 - Quantidade de acidentes do trabalho, por situação do registro e motivo, segundo a Classificação Nacional de Atividades Econômicas (CNAE), no estado do Ceará - 2014/2016

(continuação)

CNAE	QUANTIDADE DE ACIDENTES DO TRABALHO																	
	Total			Com CAT Registrada												Sem CAT Registrada		
				Total			Motivo											
							Típico			Trajeto			Doença do Trabalho					
	2014	2015	2016	2014	2015	2016	2014	2015	2016	2014	2015	2016	2014	2015	2016	2014	2015	2016
4110	170	179	160	170	168	152	93	105	96	76	60	48	1	3	8	–	11	8
4120	446	438	384	438	395	349	312	298	255	117	91	91	9	6	3	8	43	35
4211	80	77	93	80	68	87	65	56	67	14	12	20	1	–	–	–	9	6
4212	12	–	2	12	–	1	8	–	1	4	–	–	–	–	–	–	–	1
4213	10	6	4	10	6	3	6	3	–	4	3	3	–	–	–	–	–	1
4221	123	94	98	95	77	90	71	65	66	24	12	23	–	–	1	28	17	8
4222	19	44	26	19	43	25	17	41	24	2	2	1	–	–	–	–	1	1
4223	1	1	3	–	–	3	–	–	–	–	–	3	–	–	–	1	1	–
4291	3	5	2	3	5	2	3	4	2	–	1	–	–	–	–	–	–	–
4292	32	43	37	32	38	35	29	34	33	3	3	2	–	1	–	–	5	2
4299	91	52	57	91	42	49	74	36	39	16	4	8	1	2	2	–	10	8
4311	1	1	4	1	1	2	–	1	1	1	–	1	–	–	–	–	–	2
4312	4	1	1	4	1	1	3	–	1	1	1	–	–	–	–	–	–	–
4313	11	25	9	11	24	8	8	17	5	3	7	3	–	–	–	–	1	1
4319	–	–	1	–	–	1	–	–	1	–	–	–	–	–	–	–	–	–
4321	53	75	56	53	70	45	34	50	34	19	20	10	–	–	1	–	5	11
4322	9	16	15	9	15	15	2	9	10	6	6	5	1	–	–	–	1	–
4329	7	8	13	7	8	13	5	4	5	2	4	8	–	–	–	–	–	–
4330	12	7	20	12	7	20	5	4	15	6	3	5	1	–	–	–	–	–
4391	1	7	12	1	6	12	1	5	12	–	1	–	–	–	–	–	1	–
4399	60	53	34	60	50	29	54	40	20	4	8	9	2	2	–	–	3	5
4511	32	29	20	32	27	20	22	16	10	10	11	9	–	–	1	–	2	–
4512	1	–	–	–	–	–	–	–	–	–	–	–	–	–	–	1	–	–
4520	22	19	14	22	18	14	10	11	9	12	7	5	–	–	–	–	1	–
4530	34	43	33	34	38	31	14	18	14	20	19	16	–	1	1	–	5	2
4541	24	26	11	19	17	8	6	4	2	13	13	6	–	–	–	5	9	3
4542	1	–	–	1	–	–	–	–	–	1	–	–	–	–	–	–	–	–
4543	1	–	–	–	–	–	–	–	–	–	–	–	–	–	–	1	–	–
4614	1	–	–	1	–	–	1	–	–	–	–	–	–	–	–	–	–	–
4615	1	–	–	1	–	–	–	–	–	1	–	–	–	–	–	–	–	–
4616	1	–	–	1	–	–	–	–	–	1	–	–	–	–	–	–	–	–
4617	22	15	20	22	15	20	13	10	12	9	5	8	–	–	–	–	–	–
4619	2	2	1	2	2	1	1	1	1	1	1	–	–	–	–	–	–	–
4623	2	1	1	2	1	1	2	–	–	–	1	1	–	–	–	–	–	–
4631	2	–	1	2	–	–	1	–	–	1	–	–	–	–	–	–	–	1
4632	4	9	11	4	8	9	3	5	4	1	3	5	–	–	–	–	1	2
4633	–	5	3	–	4	2	–	4	2	–	–	–	–	–	–	–	1	1
4634	4	18	2	4	18	1	2	12	–	2	5	1	–	1	–	–	–	1
4635	40	57	58	40	54	57	28	28	24	12	26	33	–	–	–	–	3	1
4636	5	2	4	5	2	3	5	2	2	–	–	1	–	–	–	–	–	1
4637	16	9	18	16	9	17	8	2	5	8	7	12	–	–	–	–	–	1
4639	84	74	89	84	69	86	40	41	37	44	28	47	–	–	2	–	5	3
4641	–	1	–	–	1	–	–	1	–	–	–	–	–	–	–	–	–	–
4642	5	2	4	5	2	4	2	1	2	3	1	2	–	–	–	–	–	–
4644	10	8	10	10	8	10	4	5	5	5	3	5	1	–	–	–	–	–
4645	1	3	3	1	3	3	–	2	1	1	1	2	–	–	–	–	–	–
4646	10	9	12	10	9	12	5	8	8	5	1	3	–	–	1	–	–	–
4647	2	7	3	2	7	3	1	3	1	1	4	2	–	–	–	–	–	–
4649	17	13	8	17	11	8	6	6	7	11	5	1	–	–	–	–	2	–
4651	4	5	6	4	3	6	1	1	5	3	1	1	–	1	–	–	2	–
4661	–	–	1	–	–	1	–	–	–	–	–	1	–	–	–	–	–	–
4662	4	4	3	4	4	3	3	4	3	1	–	–	–	–	–	–	–	–
4663	1	–	–	1	–	–	1	–	–	–	–	–	–	–	–	–	–	–
4664	2	–	2	2	–	2	–	–	–	2	–	2	–	–	–	–	–	–
4665	1	–	–	1	–	–	–	–	–	1	–	–	–	–	–	–	–	–
4669	2	–	3	2	–	3	1	–	1	1	–	2	–	–	–	–	–	–
4671	4	9	6	4	8	5	4	6	3	–	2	2	–	–	–	–	1	1
4672	14	15	8	14	14	8	9	10	4	5	4	4	–	–	–	–	1	–
4673	–	1	1	–	1	1	–	1	–	–	–	1	–	–	–	–	–	–
4674	2	3	1	2	3	1	2	2	1	–	1	–	–	–	–	–	–	–
4679	16	20	19	16	17	15	13	12	11	3	5	4	–	–	–	–	3	4
4681	2	3	3	2	3	3	–	2	1	2	1	2	–	–	–	–	–	–
4682	2	8	33	2	7	33	1	6	26	1	1	7	–	–	–	–	1	–
4683	1	2	1	1	1	1	–	–	1	1	1	–	–	–	–	–	1	–
4684	–	2	2	–	2	2	–	1	2	–	1	–	–	–	–	–	–	–
4685	7	7	1	7	7	1	5	2	1	2	5	–	–	–	–	–	–	–
4686	–	1	1	–	1	1	–	–	1	–	1	–	–	–	–	–	–	–
4687	5	5	1	5	4	1	4	4	1	1	–	–	–	–	–	–	1	–
4689	2	6	4	2	6	4	1	6	3	1	–	1	–	–	–	–	–	–
4691	2	1	1	2	1	1	1	–	1	1	1	–	–	–	–	–	–	–
4692	–	–	1	–	–	1	–	–	–	–	–	1	–	–	–	–	–	–
4693	19	9	8	19	8	8	9	1	5	10	7	3	–	–	–	–	1	–

Capítulo 11 - Ceará

11.1 - Quantidade de acidentes do trabalho, por situação do registro e motivo, segundo a Classificação Nacional de Atividades Econômicas (CNAE), no estado do Ceará - 2014/2016

(continuação)

CNAE	QUANTIDADE DE ACIDENTES DO TRABALHO																	
	Total			Com CAT Registrada												Sem CAT Registrada		
				Total			Motivo											
							Típico			Trajeto			Doença do Trabalho					
	2014	2015	2016	2014	2015	2016	2014	2015	2016	2014	2015	2016	2014	2015	2016	2014	2015	2016
4711	307	363	382	307	332	355	213	225	227	86	104	123	8	3	5	–	31	27
4712	28	37	23	28	37	23	14	27	15	13	9	8	1	1	–	–	–	–
4713	3	13	12	3	13	12	–	6	7	3	6	4	–	1	1	–	–	–
4721	5	2	11	5	2	10	2	1	3	3	1	6	–	–	1	–	–	1
4722	9	13	12	9	12	12	7	6	8	2	6	4	–	–	–	–	1	–
4723	14	7	7	14	7	6	7	2	5	7	5	1	–	–	–	–	–	1
4724	2	3	2	2	2	2	2	1	1	–	1	1	–	–	–	–	1	–
4729	5	5	5	5	5	5	2	2	3	3	3	2	–	–	–	–	–	–
4731	21	29	36	21	28	34	5	6	7	16	21	27	–	1	–	–	1	2
4732	–	1	–	–	1	–	–	1	–	–	–	–	–	–	–	–	–	–
4741	1	5	1	1	5	1	1	2	–	–	3	1	–	–	–	–	–	–
4742	3	2	4	3	2	4	2	–	2	1	1	2	–	1	–	–	–	–
4743	4	1	3	4	1	3	3	–	2	1	1	1	–	–	–	–	–	–
4744	51	63	56	51	57	53	35	36	32	14	17	20	2	4	1	–	6	3
4751	14	8	15	14	8	15	4	1	4	10	7	11	–	–	–	–	–	–
4752	5	3	4	5	3	4	2	1	1	3	2	3	–	–	–	–	–	–
4753	14	17	19	14	16	19	5	5	6	9	11	13	–	–	–	–	1	–
4754	19	31	29	19	28	26	10	12	7	9	16	19	–	–	–	–	3	3
4755	5	7	10	5	7	10	2	5	3	3	2	7	–	–	–	–	–	–
4756	–	–	–	–	–	–	–	–	–	–	–	–	–	–	–	–	–	–
4757	1	1	5	1	1	5	1	–	–	–	1	5	–	–	–	–	–	–
4759	5	3	4	5	3	4	3	2	–	2	1	4	–	–	–	–	–	–
4761	6	5	4	6	5	4	2	2	1	4	3	3	–	–	–	–	–	–
4763	5	11	3	5	9	2	3	5	–	2	4	2	–	–	–	–	2	1
4771	32	28	20	32	25	20	9	13	4	23	12	16	–	–	–	–	3	–
4772	12	3	13	12	3	13	3	1	7	9	2	6	–	–	–	–	–	–
4773	–	–	2	–	–	2	–	–	–	–	–	2	–	–	–	–	–	–
4774	6	–	8	6	–	8	2	–	1	4	–	6	–	–	1	–	–	–
4781	28	17	35	28	16	35	15	6	17	11	10	16	2	–	2	–	1	–
4782	17	19	18	17	17	18	8	4	7	9	12	10	–	1	1	–	2	–
4783	1	–	–	1	–	–	1	–	–	–	–	–	–	–	–	–	–	–
4784	28	31	29	28	30	29	18	16	16	8	12	11	2	2	2	–	1	–
4789	26	20	24	26	18	23	6	8	11	19	10	9	1	–	3	–	2	1
4911	12	20	7	12	19	7	11	16	7	1	3	–	–	–	–	–	1	–
4912	5	10	13	5	10	13	5	–	7	–	3	6	–	–	–	–	–	–
4921	89	75	61	89	69	56	36	23	15	53	45	41	–	1	–	–	6	5
4922	23	28	36	23	25	33	14	11	23	9	13	10	–	1	–	–	3	3
4923	1	2	3	1	2	3	1	–	3	–	2	–	–	–	–	–	–	–
4929	8	4	4	8	4	4	2	2	1	5	2	3	1	–	–	–	–	–
4930	130	141	148	130	129	135	92	88	68	36	36	67	2	5	–	–	12	13
4940	1	3	6	1	3	6	1	2	4	–	1	2	–	–	–	–	–	–
5011	–	1	2	–	1	1	–	1	1	–	–	–	–	–	–	–	–	1
5030	6	9	5	5	5	5	4	5	4	1	–	1	–	–	–	1	4	–
5111	16	27	13	12	20	12	8	14	11	4	6	1	–	–	–	4	7	1
5112	2	–	3	1	–	3	–	–	2	–	–	1	1	–	–	1	–	–
5120	1	–	–	–	–	–	–	–	–	–	–	–	–	–	–	1	–	–
5211	12	3	1	10	3	1	8	3	–	2	–	1	–	–	–	2	–	–
5212	24	29	13	8	3	8	6	2	5	2	1	3	–	–	–	16	26	5
5222	1	3	4	1	3	4	1	3	2	–	–	2	–	–	–	–	–	–
5223	2	3	5	2	3	5	1	2	3	1	1	2	–	–	–	–	–	–
5229	4	6	3	4	5	3	4	3	–	–	2	3	–	–	–	–	1	–
5231	27	15	37	25	14	35	20	10	25	5	4	10	–	–	–	2	1	2
5232	–	1	1	–	1	1	–	1	–	–	–	1	–	–	–	–	–	–
5239	2	1	–	2	1	–	2	1	–	–	–	–	–	–	–	–	–	–
5240	19	10	17	19	10	16	14	7	10	5	3	6	–	–	–	–	–	1
5250	4	3	1	4	1	1	–	–	–	4	–	1	–	–	–	–	2	–
5310	180	276	400	180	252	381	155	213	337	24	35	41	1	4	3	–	24	19
5320	23	24	20	23	21	20	9	12	12	14	8	8	–	1	–	–	3	–
5510	70	80	102	70	72	98	45	49	55	23	21	42	2	2	1	–	8	4
5611	93	99	132	93	93	128	49	48	62	42	42	63	2	3	3	–	6	4
5612	1	–	3	1	–	3	–	–	1	1	–	2	–	–	–	–	–	–
5620	78	76	72	78	69	68	57	50	47	21	17	20	–	2	1	–	7	4
5811	–	–	1	–	–	1	–	–	1	–	–	–	–	–	–	–	–	–
5812	8	10	9	8	10	9	4	6	3	4	4	6	–	–	–	–	–	–
5819	–	1	–	–	1	–	–	1	–	–	–	–	–	–	–	–	–	–
5821	–	1	1	–	1	1	–	1	–	–	–	1	–	–	–	–	–	–
5822	13	7	7	13	7	6	9	4	4	4	2	2	–	1	–	–	–	1
5829	2	1	1	2	1	1	2	1	1	–	–	–	–	–	–	–	–	–
5911	1	–	–	1	–	–	1	–	–	–	–	–	–	–	–	–	–	–
5914	4	2	6	4	2	6	2	1	4	1	1	2	1	–	–	–	–	–
6010	–	–	1	–	–	1	–	–	–	–	–	1	–	–	–	–	–	–
6021	13	14	10	13	13	10	8	7	5	5	6	5	–	–	–	–	1	–
6022	7	1	–	6	1	–	–	1	–	6	–	–	–	–	–	1	–	–
6110	33	56	26	33	49	22	14	10	6	10	15	13	9	24	3	–	7	4
6120	–	3	3	–	3	2	–	–	1	–	2	1	–	–	–	–	–	1
6141	–	5	14	–	5	14	–	1	4	–	3	8	–	1	2	–	–	–
6190	5	8	8	5	8	8	4	7	4	1	1	4	–	–	–	–	–	–
6201	18	10	10	10	3	8	3	2	1	3	1	6	4	–	1	8	7	2
6202	5	4	8	5	4	7	2	1	6	3	3	1	–	–	–	–	–	1
6203	–	4	1	–	3	1	–	1	–	–	2	1	–	–	–	–	1	–
6204	13	9	5	13	8	4	3	1	1	9	6	3	1	1	–	–	1	1
6209	12	6	13	12	6	13	8	4	6	4	2	7	–	–	–	–	–	–
6311	1	4	1	–	3	1	–	2	–	–	1	1	–	–	–	1	1	–
6421	32	25	7	32	21	7	23	11	7	3	6	–	6	4	–	–	4	–
6422	52	50	45	52	42	43	20	10	9	6	8	8	26	24	26	–	8	2
6423	13	8	6	13	7	5	3	3	–	6	2	1	4	2	4	–	1	1
6424	–	3	–	–	3	–	–	–	–	–	3	–	–	–	–	–	–	–
6435	7	–	–	–	–	–	–	–	–	–	–	–	–	–	–	7	–	–
6436	1	5	–	1	4	–	–	–	–	–	1	–	1	3	–	–	1	–
6462	5	4	1	5	4	1	2	2	–	3	2	1	–	–	–	–	–	–
6463	–	2	2	–	1	2	–	1	2	–	–	–	–	–	–	–	1	–
6491	1	1	–	1	1	–	1	–	–	–	1	–	–	–	–	–	–	–
6493	1	–	–	1	–	–	–	–	–	1	–	–	–	–	–	–	–	–
6511	–	1	–	–	1	–	–	1	–	–	–	–	–	–	–	–	–	–
6520	–	1	–	–	1	–	–	–	–	–	1	–	–	–	–	–	–	–
6541	–	1	1	–	1	1	–	1	–	–	–	1	–	–	–	–	–	–
6550	24	22	80	24	22	79	4	11	44	18	10	35	2	1	–	–	–	1
6613	3	2	–	3	2	–	2	1	–	1	1	–	–	–	–	–	–	–
6619	4	1	3	4	1	3	1	–	2	1	–	–	2	1	1	–	–	–
6622	4	5	2	4	5	2	1	1	–	3	4	2	–	–	–	–	–	–
6630	3	–	–	–	–	–	–	–	–	–	–	–	–	–	–	3	–	–
6810	45	37	41	45	32	39	30	27	27	15	5	12	–	–	–	–	5	2
6821	6	4	8	6	4	8	–	–	4	6	4	4	–	–	–	–	–	–
6822	4	18	17	4	17	17	3	12	10	1	5	7	–	–	–	–	1	–
6911	6	–	3	6	–	3	2	–	–	3	–	3	1	–	–	–	–	–
6912	2	–	1	2	–	1	–	–	–	2	–	–	–	–	–	–	–	–
6920	18	13	17	18	13	17	6	2	6	12	11	11	–	–	–	–	–	–
7010	–	1	–	–	1	–	–	–	–	–	1	–	–	–	–	–	–	–
7020	5	5	4	5	5	4	1	–	2	4	5	2	–	–	–	–	–	–
7111	–	1	–	–	1	–	–	–	–	–	1	–	–	–	–	–	–	–
7112	51	34	21	51	33	21	33	24	16	18	9	5	–	–	–	–	1	–
7119	1	1	2	1	1	2	1	1	2	–	–	–	–	–	–	–	–	–
7120	–	2	–	–	2	–	–	–	–	–	2	–	–	–	–	–	–	–

Capítulo 11 - Ceará

11.1 - Quantidade de acidentes do trabalho, por situação do registro e motivo, segundo a Classificação Nacional de Atividades Econômicas (CNAE), no estado do Ceará - 2014/2016

(conclusão)

CNAE	QUANTIDADE DE ACIDENTES DO TRABALHO																	
	Total			Com CAT Registrada												Sem CAT Registrada		
				Total			Motivo											
							Típico			Trajeto			Doença do Trabalho					
	2014	2015	2016	2014	2015	2016	2014	2015	2016	2014	2015	2016	2014	2015	2016	2014	2015	2016
7210	8	8	7	8	6	7	6	6	6	2	–	1	–	–	–	–	2	–
7311	11	5	1	1	–	–	–	–	–	1	–	–	–	–	–	10	5	1
7312	–	–	1	–	–	1	–	–	–	–	–	1	–	–	–	–	–	–
7319	1	6	16	1	6	15	1	5	5	–	1	10	–	–	–	–	–	1
7320	1	2	2	1	2	2	–	–	1	1	2	1	–	–	–	–	–	–
7410	–	1	–	–	1	–	–	1	–	–	–	–	–	–	–	–	–	–
7420	4	7	5	–	–	1	–	–	1	–	–	–	–	–	–	4	7	4
7490	14	16	14	14	14	9	6	4	3	7	9	5	1	1	1	–	2	5
7711	12	12	15	12	10	15	5	5	8	7	5	7	–	–	–	–	2	–
7719	–	1	–	–	1	–	–	–	–	–	1	–	–	–	–	–	–	–
7722	4	1	–	4	1	–	2	1	–	2	–	–	–	–	–	–	–	–
7723	–	1	–	–	1	–	–	–	–	–	1	–	–	–	–	–	–	–
7729	–	1	–	–	1	–	–	–	–	–	1	–	–	–	–	–	–	–
7732	19	27	32	19	25	30	8	17	21	11	8	9	–	–	–	–	2	2
7733	2	2	2	2	2	2	1	–	–	1	2	2	–	–	–	–	–	–
7739	11	22	18	11	21	18	6	13	9	5	7	9	–	1	–	–	1	–
7810	31	43	48	31	34	36	22	12	15	8	21	21	1	1	–	–	9	12
7820	55	70	80	55	54	65	24	19	21	30	35	42	1	–	2	–	16	15
7830	34	36	45	34	30	39	10	9	12	23	20	27	1	1	–	–	6	6
7911	6	4	1	6	4	1	2	3	–	4	1	1	–	–	–	–	–	–
8011	163	176	168	161	148	151	34	28	32	127	120	119	–	–	–	2	28	17
8012	26	37	43	22	34	41	4	15	16	18	19	25	–	–	–	4	3	2
8020	21	11	8	21	10	8	15	6	4	6	4	4	–	–	–	–	1	–
8030	2	3	–	–	–	–	–	–	–	–	–	–	–	–	–	2	3	–
8111	12	35	37	12	31	36	6	9	7	6	22	29	–	–	–	–	4	1
8112	74	73	97	74	70	96	31	41	49	42	27	45	1	2	2	–	3	1
8121	24	31	32	24	25	30	10	11	8	14	12	21	–	2	1	–	6	2
8122	4	6	4	4	5	4	3	2	1	1	3	3	–	–	–	–	1	–
8129	5	2	7	5	2	5	2	1	3	3	1	2	–	–	–	–	–	2
8130	5	4	1	1	2	1	1	2	1	–	–	–	–	–	–	4	2	–
8211	25	25	21	25	23	18	11	9	8	13	14	9	1	–	1	–	2	3
8219	7	8	4	7	8	4	4	4	1	3	4	3	–	–	–	–	–	–
8220	72	177	155	72	145	132	15	21	21	47	101	98	10	23	13	–	32	23
8230	1	4	6	1	4	5	1	2	3	–	2	2	–	–	–	–	–	1
8291	18	9	13	17	8	13	3	1	3	12	7	10	2	–	–	1	1	–
8299	47	71	80	47	60	71	25	33	38	21	26	33	1	1	–	–	11	9
8411	39	68	53	39	31	20	29	21	13	7	8	5	3	2	2	–	37	33
8412	1	–	2	1	–	2	1	–	2	–	–	–	–	–	–	–	–	–
8423	–	1	1	–	1	1	–	1	1	–	–	–	–	–	–	–	–	–
8430	–	–	2	–	–	2	–	–	2	–	–	–	–	–	–	–	–	–
8511	57	50	29	3	5	8	2	5	4	1	–	4	–	–	–	54	45	21
8512	1	6	8	1	6	7	–	3	3	1	3	4	–	–	–	–	–	1
8513	31	25	25	31	23	25	17	9	14	14	14	9	–	–	2	–	2	–
8520	8	12	14	8	12	11	5	9	8	3	3	2	–	–	1	–	–	3
8531	10	14	28	7	11	26	1	9	20	6	2	6	–	–	–	3	3	2
8532	34	24	34	31	23	34	16	13	15	15	10	19	–	–	–	3	1	–
8533	–	1	–	–	1	–	–	1	–	–	–	–	–	–	–	–	–	–
8541	2	1	4	2	1	4	2	1	2	–	–	2	–	–	–	–	–	–
8542	3	5	4	3	5	4	1	1	3	2	4	1	–	–	–	–	–	–
8550	2	1	4	2	1	4	2	1	1	–	–	3	–	–	–	–	–	–
8591	1	1	–	1	1	–	1	–	–	–	1	–	–	–	–	–	–	–
8592	1	–	–	1	–	–	–	–	–	1	–	–	–	–	–	–	–	–
8593	–	2	–	–	2	–	–	1	–	–	1	–	–	–	–	–	–	–
8599	39	41	45	39	38	45	16	19	24	22	17	19	1	2	2	–	3	–
8610	672	666	800	672	636	762	528	505	592	137	126	169	7	5	1	–	30	38
8621	–	2	3	–	2	3	–	–	1	–	2	2	–	–	–	–	–	–
8622	1	–	–	1	–	–	–	–	–	1	–	–	–	–	–	–	–	–
8630	22	25	28	22	25	28	10	13	10	11	12	15	1	–	3	–	–	–
8640	44	53	47	44	53	47	25	31	23	19	21	24	–	1	–	–	–	–
8650	–	7	17	–	5	17	–	4	8	–	1	9	–	–	–	–	2	–
8660	316	334	396	316	317	384	273	269	326	40	43	56	3	5	2	–	17	12
8690	8	32	21	8	23	18	5	17	13	3	6	4	–	–	1	–	9	3
8711	1	–	–	1	–	–	1	–	–	–	–	–	–	–	–	–	–	–
8712	17	13	14	17	13	14	10	8	6	7	4	7	–	1	1	–	–	–
8720	3	–	–	3	–	–	1	–	–	2	–	–	–	–	–	–	–	–
8730	–	2	1	–	2	1	–	2	–	–	–	1	–	–	–	–	–	–
8800	45	42	25	45	40	22	36	29	11	7	11	11	2	–	–	–	2	3
9001	1	6	2	1	5	1	–	2	1	1	2	–	–	1	–	–	1	1
9200	–	2	–	–	2	–	–	1	–	–	1	–	–	–	–	–	–	–
9312	1	1	3	1	1	3	1	1	–	–	–	3	–	–	–	–	–	–
9313	1	6	2	1	6	2	1	2	–	–	4	2	–	–	–	–	–	–
9319	–	1	1	–	1	1	–	1	1	–	–	–	–	–	–	–	–	–
9321	24	25	36	24	23	35	19	17	24	5	6	11	–	–	–	–	2	1
9329	1	–	2	1	–	2	1	–	1	–	–	1	–	–	–	–	–	–
9411	2	10	3	2	9	3	1	4	2	1	5	1	–	–	–	–	1	–
9412	13	12	6	13	8	4	7	3	2	6	4	2	–	1	–	–	4	2
9420	1	5	2	1	4	2	–	1	–	–	1	2	1	2	–	–	1	–
9430	20	19	33	20	17	29	13	10	16	7	7	12	–	–	1	–	2	4
9491	4	5	11	4	5	10	3	2	6	–	–	4	1	3	–	–	–	1
9492	2	–	–	–	–	–	–	–	–	–	–	–	–	–	–	2	–	–
9493	1	4	2	1	4	2	1	2	1	–	2	1	–	–	–	–	–	–
9499	57	62	94	57	56	90	26	32	50	30	24	39	1	–	1	–	6	4
9511	10	3	3	10	3	1	4	1	–	6	2	1	–	–	–	–	–	2
9512	1	4	1	1	4	1	–	4	1	1	–	–	–	–	–	–	–	–
9521	5	3	8	5	3	8	–	1	5	5	2	3	–	–	–	–	–	–
9601	7	11	22	7	8	16	5	5	7	1	3	9	1	–	–	–	3	6
9602	2	6	5	2	6	5	–	4	2	1	1	3	1	1	–	–	–	–
9603	22	18	27	22	16	26	10	9	7	12	7	19	–	–	–	–	2	1
9609	1	1	–	1	1	–	–	–	–	1	1	–	–	–	–	–	–	–
9700	1	–	–	1	–	–	–	–	–	1	–	–	–	–	–	–	–	–
Ignorado	3.738	1.938	1.683	27	15	12	18	11	9	7	4	3	2	–	–	3.711	1.923	1.671

Fonte: DATAPREV, CAT, SUB.

Nota: Os dados são preliminares, estando sujeitos a correções.

Capítulo 11 - Ceará

11.2 - Quantidade de acidentes do trabalho, por situação do registro e motivo, segundo os grupos de idade e sexo, no estado do Ceará - 2014/2016

GRUPOS DE IDADE E SEXO	QUANTIDADE DE ACIDENTES DO TRABALHO																	
	Total			Com CAT Registrada												Sem CAT Registrada		
				Total			Motivo											
							Típico			Trajeto			Doença do Trabalho					
	2014	2015	2016	2014	2015	2016	2014	2015	2016	2014	2015	2016	2014	2015	2016	2014	2015	2016
TOTAL	**13.434**	**11.885**	**11.800**	**9.346**	**9.032**	**9.426**	**6.225**	**6.034**	**6.105**	**2.920**	**2.761**	**3.135**	**201**	**237**	**186**	**4.088**	**2.853**	**2.374**
Masculino	**9.244**	**8.345**	**8.294**	**6.800**	**6.605**	**6.790**	**4.588**	**4.512**	**4.436**	**2.128**	**1.995**	**2.284**	**84**	**98**	**70**	**2.444**	**1.740**	**1.504**
Feminino	**4.190**	**3.540**	**3.506**	**2.546**	**2.427**	**2.636**	**1.637**	**1.522**	**1.669**	**792**	**766**	**851**	**117**	**139**	**116**	**1.644**	**1.113**	**870**
Ignorado	**–**	**–**	**–**	**–**	**–**	**–**	**–**	**–**	**–**	**–**	**–**	**–**	**–**	**–**	**–**	**–**	**–**	**–**
Até 19 anos	326	253	189	291	230	166	196	166	93	92	63	71	3	1	2	35	23	23
Masculino	246	182	129	223	167	113	155	130	69	66	37	44	2	–	–	23	15	16
Feminino	80	71	60	68	63	53	41	36	24	26	26	27	1	1	2	12	8	7
Ignorado	–	–	–	–	–	–	–	–	–	–	–	–	–	–	–	–	–	–
20 a 24 anos	2.041	1.733	1.734	1.693	1.499	1.563	1.126	979	975	552	498	567	15	22	21	348	234	171
Masculino	1.472	1.284	1.264	1.251	1.138	1.141	839	788	722	407	339	412	5	11	7	221	146	123
Feminino	569	449	470	442	361	422	287	191	253	145	159	155	10	11	14	127	88	48
Ignorado	–	–	–	–	–	–	–	–	–	–	–	–	–	–	–	–	–	–
25 a 29 anos	2.670	2.345	2.243	2.068	1.939	1.914	1.297	1.274	1.198	729	632	688	42	33	28	602	406	329
Masculino	1.802	1.662	1.638	1.462	1.425	1.426	930	943	911	518	473	508	14	9	7	340	237	212
Feminino	868	683	605	606	514	488	367	331	287	211	159	180	28	24	21	262	169	117
Ignorado	–	–	–	–	–	–	–	–	–	–	–	–	–	–	–	–	–	–
30 a 34 anos	2.328	2.231	2.194	1.739	1.789	1.817	1.158	1.187	1.176	552	556	622	29	46	19	589	442	377
Masculino	1.595	1.543	1.525	1.259	1.287	1.284	834	865	837	417	408	441	8	14	6	336	256	241
Feminino	733	688	669	480	502	533	324	322	339	135	148	181	21	32	13	253	186	136
Ignorado	–	–	–	–	–	–	–	–	–	–	–	–	–	–	–	–	–	–
35 a 39 anos	1.801	1.646	1.775	1.222	1.240	1.414	842	828	930	348	368	445	32	44	39	579	406	361
Masculino	1.183	1.152	1.186	868	921	981	618	615	632	241	283	334	9	23	15	315	231	205
Feminino	618	494	589	354	319	433	224	213	298	107	85	111	23	21	24	264	175	156
Ignorado	–	–	–	–	–	–	–	–	–	–	–	–	–	–	–	–	–	–
40 a 44 anos	1.431	1.265	1.255	883	884	938	598	600	646	272	257	268	13	27	24	548	381	317
Masculino	972	844	869	648	615	670	438	426	463	203	180	195	7	9	12	324	229	199
Feminino	459	421	386	235	269	268	160	174	183	69	77	73	6	18	12	224	152	118
Ignorado	–	–	–	–	–	–	–	–	–	–	–	–	–	–	–	–	–	–
45 a 49 anos	1.165	949	987	647	614	714	451	422	471	173	169	216	23	23	27	518	335	273
Masculino	763	634	666	465	430	512	336	300	338	121	121	163	8	9	11	298	204	154
Feminino	402	315	321	182	184	202	115	122	133	52	48	53	15	14	16	220	131	119
Ignorado	–	–	–	–	–	–	–	–	–	–	–	–	–	–	–	–	–	–
50 a 54 anos	966	818	820	479	469	502	322	319	333	127	126	158	30	24	11	487	349	318
Masculino	657	546	538	368	339	348	257	234	239	91	92	107	20	13	2	289	207	190
Feminino	309	272	282	111	130	154	65	85	94	36	34	51	10	11	9	198	142	128
Ignorado	–	–	–	–	–	–	–	–	–	–	–	–	–	–	–	–	–	–
55 a 59 anos	496	448	410	205	239	247	156	165	168	40	63	66	9	11	13	291	209	163
Masculino	372	331	319	155	177	193	114	132	129	35	41	55	6	4	9	217	154	126
Feminino	124	117	91	50	62	54	42	33	39	5	22	11	3	7	4	74	55	37
Ignorado	–	–	–	–	–	–	–	–	–	–	–	–	–	–	–	–	–	–
60 a 64 anos	178	157	159	95	99	122	64	70	94	27	24	26	4	5	2	83	58	37
Masculino	154	132	132	81	79	99	55	57	78	22	17	20	4	5	1	73	53	33
Feminino	24	25	27	14	20	23	9	13	16	5	7	6	–	–	1	10	5	4
Ignorado	–	–	–	–	–	–	–	–	–	–	–	–	–	–	–	–	–	–
65 a 69 anos	26	34	30	18	25	25	11	21	18	6	3	7	1	1	–	8	9	5
Masculino	25	30	24	17	23	19	10	19	15	6	3	4	1	1	–	8	7	5
Feminino	1	4	6	1	2	6	1	2	3	–	–	3	–	–	–	–	2	–
Ignorado	–	–	–	–	–	–	–	–	–	–	–	–	–	–	–	–	–	–
70 anos e mais	3	5	4	3	4	4	2	2	3	1	2	1	–	–	–	–	1	–
Masculino	2	4	4	2	3	4	1	2	3	1	1	1	–	–	–	–	1	–
Feminino	1	1	–	1	1	–	1	–	–	–	1	–	–	–	–	–	–	–
Ignorado	–	–	–	–	–	–	–	–	–	–	–	–	–	–	–	–	–	–
Ignorada	3	1	–	3	1	–	2	1	–	1	–	–	–	–	–	–	–	–
Masculino	1	1	–	1	1	–	1	1	–	–	–	–	–	–	–	–	–	–
Feminino	2	–	–	2	–	–	1	–	–	1	–	–	–	–	–	–	–	–
Ignorado	–	–	–	–	–	–	–	–	–	–	–	–	–	–	–	–	–	–

Fonte: DATAPREV, CAT, SUB.
Nota: Os dados são preliminares, estando sujeitos a correções.

Capítulo 11 - Ceará

11.3 - Quantidade mensal de acidentes do trabalho, por situação do registro e motivo, no estado do Ceará - 2014/2016

MESES	QUANTIDADE DE ACIDENTES DO TRABALHO																	
	Total			Com CAT Registrada												Sem CAT Registrada		
				Total			Motivo											
							Típico			Trajeto			Doença do Trabalho					
	2014	2015	2016	2014	2015	2016	2014	2015	2016	2014	2015	2016	2014	2015	2016	2014	2015	2016
TOTAL	**13.434**	**11.885**	**11.800**	**9.346**	**9.032**	**9.426**	**6.225**	**6.034**	**6.105**	**2.920**	**2.761**	**3.135**	**201**	**237**	**186**	**4.088**	**2.853**	**2.374**
Janeiro	1.120	1.027	1.010	762	763	805	506	520	550	237	221	238	19	22	17	358	264	205
Fevereiro	1.069	969	895	745	670	718	508	466	461	223	181	235	14	23	22	324	299	177
Março	952	949	1.059	663	720	830	434	494	548	215	211	271	14	15	11	289	229	229
Abril	1.093	971	1.051	723	760	832	502	496	535	203	251	268	18	13	29	370	211	219
Maio	1.158	1.011	1.049	792	753	830	553	530	550	218	212	267	21	11	13	366	258	219
Junho	1.007	1.022	1.049	688	795	827	469	516	531	204	252	277	15	27	19	319	227	222
Julho	1.182	1.042	992	833	809	812	554	560	525	256	231	266	23	18	21	349	233	180
Agosto	1.177	1.014	1.053	812	764	827	531	497	532	266	250	283	15	17	12	365	250	226
Setembro	1.270	1.042	941	880	802	759	583	534	506	281	245	242	16	23	11	390	240	182
Outubro	1.297	1.022	965	915	776	779	598	510	467	298	232	298	19	34	14	382	246	186
Novembro	1.112	924	855	791	720	682	527	482	429	250	223	245	14	15	8	321	204	173
Dezembro	997	892	881	742	700	725	460	429	471	269	252	245	13	19	9	255	192	156

Fonte: DATAPREV, CAT, SUB.
Nota: Os dados são preliminares, estando sujeitos a correções.

DISTRIBUIÇÃO DE ACIDENTES DO TRABALHO, POR MOTIVO, NO ESTADO DO CEARÁ - 2016

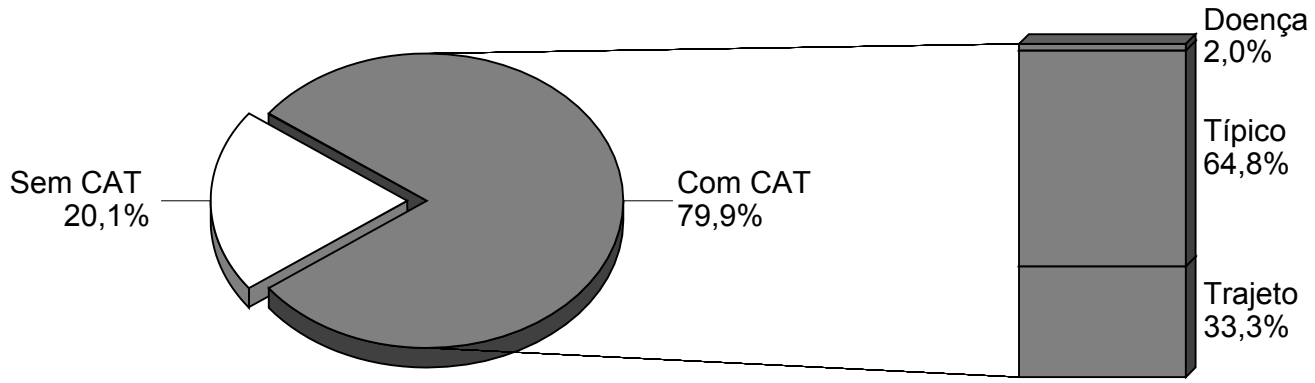

Fonte: DATAPREV, CAT, SUB.

Capítulo 12 - Rio Grande do Norte

12.1 - Quantidade de acidentes do trabalho, por situação do registro e motivo, segundo a Classificação Nacional de Atividades Econômicas (CNAE), no estado do Rio Grande do Norte - 2014/2016

(continua)

CNAE	QUANTIDADE DE ACIDENTES DO TRABALHO																	
	Total			Com CAT Registrada												Sem CAT Registrada		
				Total			Motivo											
							Típico			Trajeto			Doença do Trabalho					
	2014	2015	2016	2014	2015	2016	2014	2015	2016	2014	2015	2016	2014	2015	2016	2014	2015	2016
TOTAL	**7.156**	**6.920**	**5.556**	**4.895**	**5.031**	**4.078**	**3.215**	**3.331**	**2.668**	**1.341**	**1.266**	**1.131**	**339**	**434**	**279**	**2.261**	**1.889**	**1.478**
0111	14	–	–	–	–	–	–	–	–	–	–	–	–	–	–	14	–	–
0112	2	–	–	–	–	–	–	–	–	–	–	–	–	–	–	2	–	–
0113	8	13	6	8	12	6	6	9	6	2	3	–	–	–	–	–	1	–
0114	3	1	2	–	–	–	–	–	–	–	–	–	–	–	–	3	1	2
0119	9	22	32	9	19	28	8	8	18	1	11	10	–	–	–	–	3	4
0121	1	–	1	–	–	1	–	–	1	–	–	–	–	–	–	1	–	–
0122	–	–	1	–	–	1	–	–	1	–	–	–	–	–	–	–	–	–
0132	1	1	–	1	1	–	–	1	–	1	–	–	–	–	–	–	–	–
0133	72	48	52	72	45	48	53	29	35	19	16	13	–	–	–	–	3	4
0139	5	2	–	1	–	–	1	–	–	–	–	–	–	–	–	4	2	–
0141	1	3	–	1	3	–	1	2	–	–	1	–	–	–	–	–	–	–
0142	–	–	2	–	–	2	–	–	1	–	–	1	–	–	–	–	–	–
0151	1	2	–	1	2	–	1	2	–	–	–	–	–	–	–	–	–	–
0154	1	–	–	1	–	–	–	–	–	1	–	–	–	–	–	–	–	–
0155	8	11	13	8	11	11	8	3	8	–	8	3	–	–	–	–	–	2
0161	1	4	5	1	4	5	1	2	4	–	1	1	–	1	–	–	–	–
0162	–	–	1	–	–	1	–	–	1	–	–	–	–	–	–	–	–	–
0311	3	4	9	3	4	9	1	4	8	2	–	1	–	–	–	–	–	–
0321	34	43	39	34	43	38	14	30	21	17	13	17	3	–	–	–	–	1
0322	19	27	15	19	26	14	13	24	9	6	2	5	–	–	–	–	1	1
0600	61	29	15	61	29	15	49	28	13	10	1	2	2	–	–	–	–	–
0724	7	8	9	7	7	9	7	7	8	–	–	1	–	–	–	–	1	–
0729	2	1	5	2	1	5	2	1	3	–	–	2	–	–	–	–	–	–
0810	15	9	5	15	7	5	10	6	2	5	1	3	–	–	–	–	2	–
0892	82	71	80	82	68	74	74	58	69	6	10	5	2	–	–	–	3	6
0899	4	1	2	4	1	2	4	–	2	–	1	–	–	–	–	–	–	–
0910	38	36	13	38	32	11	31	26	9	7	6	1	–	–	1	–	4	2
1011	1	8	6	1	8	5	–	8	5	1	–	–	–	–	–	–	–	1
1012	4	1	2	–	1	2	–	1	1	–	–	1	–	–	–	4	–	–
1013	4	2	1	4	2	–	4	2	–	–	–	–	–	–	–	–	–	1
1020	8	6	9	8	6	8	6	5	3	2	1	5	–	–	–	–	–	1
1031	2	4	8	2	3	8	2	2	6	–	1	2	–	–	–	–	1	–
1033	2	3	4	2	3	4	2	1	2	–	2	2	–	–	–	–	–	–
1041	–	–	1	–	–	–	–	–	–	–	–	–	–	–	–	–	–	1
1052	2	2	7	2	2	7	2	1	6	–	1	1	–	–	–	–	–	–
1053	7	12	11	7	12	11	5	8	6	2	4	5	–	–	–	–	–	–
1062	7	9	17	7	9	11	6	8	9	1	1	2	–	–	–	–	–	6
1063	1	–	1	1	–	1	1	–	1	–	–	–	–	–	–	–	–	–
1064	4	2	1	4	1	1	4	–	1	–	1	–	–	–	–	–	1	–
1065	1	–	1	1	–	1	–	–	–	1	–	1	–	–	–	–	–	–
1066	–	15	2	–	14	1	–	5	1	–	4	–	–	5	–	–	1	1
1069	34	26	30	34	26	30	10	8	11	24	18	19	–	–	–	–	–	–
1071	40	31	28	40	28	23	28	28	20	12	–	3	–	–	–	–	3	5
1081	7	11	9	7	10	8	5	9	4	2	1	4	–	–	–	–	1	1
1091	20	15	11	20	13	11	14	8	4	5	4	6	1	1	1	–	2	–
1092	7	1	2	7	1	2	5	–	2	2	1	–	–	–	–	–	–	–
1093	63	122	125	63	119	123	52	110	110	10	8	13	1	1	–	–	3	2
1094	2	–	3	2	–	3	2	–	2	–	–	1	–	–	–	–	–	–
1095	1	1	–	1	1	–	–	1	–	1	–	–	–	–	–	–	–	–
1096	1	2	–	1	2	–	–	2	–	1	–	–	–	–	–	–	–	–
1099	11	7	1	11	7	–	9	5	–	2	2	–	–	–	–	–	–	1
1111	8	1	–	3	–	–	2	–	–	1	–	–	–	–	–	5	1	–
1112	–	–	3	–	–	3	–	–	2	–	–	1	–	–	–	–	–	–
1113	3	4	1	3	2	1	2	1	1	1	1	–	–	–	–	–	2	–
1121	6	9	6	6	9	5	3	5	2	3	4	3	–	–	–	–	–	1
1122	20	29	19	20	25	15	13	18	12	7	7	3	–	–	–	–	4	4
1220	–	–	1	–	–	1	–	–	1	–	–	–	–	–	–	–	–	–
1311	–	1	–	–	1	–	–	1	–	–	–	–	–	–	–	–	–	–
1312	–	1	–	–	1	–	–	1	–	–	–	–	–	–	–	–	–	–
1314	9	20	6	9	12	4	6	6	4	3	6	–	–	–	–	–	8	2
1321	63	41	32	63	30	21	47	23	13	16	7	7	–	–	1	–	11	11
1340	48	1	5	48	1	5	39	–	4	9	1	1	–	–	–	–	–	–
1351	2	2	2	2	2	–	2	1	–	–	1	–	–	–	–	–	–	2
1359	5	4	3	5	3	2	1	1	–	1	2	2	3	–	–	–	1	1
1411	3	–	2	3	–	2	2	–	1	–	–	1	1	–	–	–	–	–
1412	528	638	380	528	637	380	304	307	192	59	69	44	165	261	144	–	1	–
1414	6	6	8	6	5	8	4	5	7	2	–	1	–	–	–	–	1	–
1539	5	2	–	5	2	–	5	1	–	–	1	–	–	–	–	–	–	–

Capítulo 12 - Rio Grande do Norte

12.1 - Quantidade de acidentes do trabalho, por situação do registro e motivo, segundo a Classificação Nacional de Atividades Econômicas (CNAE), no estado do Rio Grande do Norte - 2014/2016

(continuação)

CNAE	QUANTIDADE DE ACIDENTES DO TRABALHO																	
	Total			Com CAT Registrada												Sem CAT Registrada		
				Total			Motivo											
							Típico			Trajeto			Doença do Trabalho					
	2014	2015	2016	2014	2015	2016	2014	2015	2016	2014	2015	2016	2014	2015	2016	2014	2015	2016
1610	2	–	2	2	–	2	2	–	2	–	–	–	–	–	–	–	–	–
1622	6	5	6	6	4	6	4	2	6	2	2	–	–	–	–	–	1	–
1623	–	1	–	–	1	–	–	1	–	–	–	–	–	–	–	–	–	–
1721	8	5	4	8	5	3	7	4	3	1	1	–	–	–	–	–	–	1
1722	–	1	–	–	–	–	–	–	–	–	–	–	–	–	–	–	1	–
1733	1	3	1	1	3	1	1	3	1	–	–	–	–	–	–	–	–	–
1741	–	1	–	–	1	–	–	–	–	–	1	–	–	–	–	–	–	–
1749	–	1	–	–	1	–	–	1	–	–	–	–	–	–	–	–	–	–
1811	1	1	1	1	1	1	1	1	–	–	–	1	–	–	–	–	–	–
1812	2	–	–	–	–	–	–	–	–	–	–	–	–	–	–	2	–	–
1813	3	4	1	3	3	–	2	–	–	1	2	–	–	1	–	–	1	1
1910	–	1	–	–	–	–	–	–	–	–	–	–	–	–	–	–	1	–
1921	18	12	3	18	12	3	14	11	3	2	–	–	2	1	–	–	–	–
1931	44	75	44	44	59	37	43	55	29	1	3	8	–	1	–	–	16	7
1932	1	–	–	–	–	–	–	–	–	–	–	–	–	–	–	1	–	–
2013	1	2	1	1	2	1	–	2	1	–	–	–	1	–	–	–	–	–
2022	–	1	–	–	–	–	–	–	–	–	–	–	–	–	–	–	1	–
2029	3	–	2	3	–	2	3	–	2	–	–	–	–	–	–	–	–	–
2031	–	–	2	–	–	2	–	–	1	–	–	1	–	–	–	–	–	–
2040	1	–	–	–	–	–	–	–	–	–	–	–	–	–	–	1	–	–
2061	3	3	3	3	3	3	2	–	2	1	3	1	–	–	–	–	–	–
2062	23	16	35	23	16	34	17	13	31	6	3	3	–	–	–	–	–	1
2063	–	–	1	–	–	1	–	–	–	–	–	1	–	–	–	–	–	–
2071	1	2	–	1	1	–	1	–	–	–	1	–	–	–	–	–	1	–
2091	–	1	–	–	–	–	–	–	–	–	–	–	–	–	–	–	1	–
2093	1	–	–	1	–	–	–	–	–	1	–	–	–	–	–	–	–	–
2121	–	1	1	–	1	1	–	–	1	–	–	–	–	1	–	–	–	–
2212	–	–	1	–	–	1	–	–	–	–	–	1	–	–	–	–	–	–
2219	10	2	2	–	–	–	–	–	–	–	–	–	–	–	–	10	2	2
2221	–	–	3	–	–	3	–	–	1	–	–	2	–	–	–	–	–	–
2222	7	13	6	6	12	6	4	9	3	2	3	3	–	–	–	1	1	–
2229	3	10	2	3	6	2	1	6	1	2	–	1	–	–	–	–	4	–
2311	16	10	5	11	7	3	9	6	1	2	1	2	–	–	–	5	3	2
2319	1	–	–	1	–	–	1	–	–	–	–	–	–	–	–	–	–	–
2320	12	9	8	10	8	8	10	5	6	–	3	2	–	–	–	2	1	–
2330	14	6	17	14	5	16	12	4	10	2	1	6	–	–	–	–	1	1
2341	1	2	–	1	1	–	1	1	–	–	–	–	–	–	–	–	1	–
2342	26	23	16	26	20	14	17	13	13	9	7	–	–	–	1	–	3	2
2391	2	5	4	2	5	4	2	3	4	–	2	–	–	–	–	–	–	–
2392	2	3	1	2	3	1	2	2	1	–	1	–	–	–	–	–	–	–
2399	–	–	1	–	–	1	–	–	–	–	–	1	–	–	–	–	–	–
2422	1	–	–	–	–	–	–	–	–	–	–	–	–	–	–	1	–	–
2423	1	1	–	1	1	–	1	1	–	–	–	–	–	–	–	–	–	–
2511	10	–	3	10	–	2	7	–	1	2	–	1	1	–	–	–	–	1
2512	3	2	1	3	2	1	2	2	–	1	–	1	–	–	–	–	–	–
2513	–	1	–	–	1	–	–	1	–	–	–	–	–	–	–	–	–	–
2531	1	–	–	1	–	–	1	–	–	–	–	–	–	–	–	–	–	–
2539	2	1	1	2	1	1	2	1	–	–	–	1	–	–	–	–	–	–
2542	9	2	–	9	2	–	6	2	–	3	–	–	–	–	–	–	–	–
2593	–	–	1	–	–	1	–	–	–	–	–	1	–	–	–	–	–	–
2599	4	2	3	4	2	2	2	1	1	2	1	1	–	–	–	–	–	1
2722	–	1	–	–	1	–	–	–	–	–	–	–	–	1	–	–	–	–
2731	11	4	1	11	4	1	7	3	1	4	1	–	–	–	–	–	–	–
2811	2	3	2	2	3	2	2	3	2	–	–	–	–	–	–	–	–	–
2821	–	1	–	–	1	–	–	1	–	–	–	–	–	–	–	–	–	–
2822	–	1	1	–	1	1	–	–	1	–	1	–	–	–	–	–	–	–
2823	–	–	1	–	–	–	–	–	–	–	–	–	–	–	–	–	–	1
2829	1	1	–	1	1	–	–	1	–	1	–	–	–	–	–	–	–	–
2833	1	1	3	1	–	3	1	–	3	–	–	–	–	–	–	–	1	–
2851	–	–	1	–	–	–	–	–	–	–	–	–	–	–	–	–	–	1
2863	3	1	–	3	1	–	1	–	–	1	1	–	1	–	–	–	–	–
2869	3	–	4	3	–	4	2	–	2	1	–	2	–	–	–	–	–	–
2930	7	5	–	7	5	–	7	3	–	–	2	–	–	–	–	–	–	–
3101	7	11	6	7	11	5	4	9	3	3	1	2	–	1	–	–	–	1
3102	6	3	2	6	3	2	6	1	2	–	2	–	–	–	–	–	–	–
3104	1	1	–	1	1	–	1	1	–	–	–	–	–	–	–	–	–	–
3212	–	1	–	–	–	–	–	–	–	–	–	–	–	–	–	–	1	–
3230	2	–	–	–	–	–	–	–	–	–	–	–	–	–	–	2	–	–
3250	1	1	–	1	1	–	1	–	–	–	1	–	–	–	–	–	–	–
3291	2	–	1	1	–	1	1	–	1	–	–	–	–	–	–	1	–	–

Capítulo 12 - Rio Grande do Norte

12.1 - Quantidade de acidentes do trabalho, por situação do registro e motivo, segundo a Classificação Nacional de Atividades Econômicas (CNAE), no estado do Rio Grande do Norte - 2014/2016

(continuação)

CNAE	QUANTIDADE DE ACIDENTES DO TRABALHO																	
	Total			Com CAT Registrada												Sem CAT Registrada		
				Total			Motivo											
							Típico			Trajeto			Doença do Trabalho					
	2014	2015	2016	2014	2015	2016	2014	2015	2016	2014	2015	2016	2014	2015	2016	2014	2015	2016
3299	11	15	5	11	15	5	9	13	4	2	2	1	–	–	–	–	–	–
3311	2	2	–	2	1	–	1	1	–	1	–	–	–	–	–	–	1	–
3313	3	4	–	3	3	–	2	–	–	1	3	–	–	–	–	–	1	–
3314	5	1	–	5	1	–	2	1	–	3	–	–	–	–	–	–	–	–
3319	1	–	–	1	–	–	1	–	–	–	–	–	–	–	–	–	–	–
3321	7	8	3	7	5	2	4	5	2	2	–	–	1	–	–	–	3	1
3329	1	1	1	1	1	1	–	–	1	1	1	–	–	–	–	–	–	–
3511	9	13	6	6	10	5	4	10	4	2	–	1	–	–	–	3	3	1
3512	–	2	–	–	2	–	–	2	–	–	–	–	–	–	–	–	–	–
3514	41	33	14	41	33	14	32	20	7	5	12	7	4	1	–	–	–	–
3520	–	1	1	–	1	1	–	–	–	–	1	1	–	–	–	–	–	–
3600	102	112	120	102	103	117	72	83	93	30	20	24	–	–	–	–	9	3
3702	10	6	3	10	6	3	9	4	2	1	2	1	–	–	–	–	–	–
3811	50	66	53	50	60	50	36	42	38	12	14	11	2	4	1	–	6	3
3812	1	–	–	1	–	–	1	–	–	–	–	–	–	–	–	–	–	–
3821	–	1	1	–	1	1	–	1	1	–	–	–	–	–	–	–	–	–
3822	–	1	–	–	–	–	–	–	–	–	–	–	–	–	–	–	1	–
3832	1	–	–	1	–	–	1	–	–	–	–	–	–	–	–	–	–	–
4110	60	28	34	60	25	26	40	16	19	16	9	7	4	–	–	–	3	8
4120	225	215	115	225	180	88	148	123	61	69	50	27	8	7	–	–	35	27
4211	26	9	7	26	5	7	21	5	5	5	–	2	–	–	–	–	4	–
4212	3	2	8	3	1	7	3	–	7	–	1	–	–	–	–	–	1	1
4213	2	1	1	2	1	1	1	1	1	1	–	–	–	–	–	–	–	–
4221	75	100	61	47	76	48	41	63	38	4	12	8	2	1	2	28	24	13
4222	8	4	1	8	1	1	5	1	1	3	–	–	–	–	–	–	3	–
4223	2	–	–	2	–	–	2	–	–	–	–	–	–	–	–	–	–	–
4292	16	21	12	16	11	8	14	7	5	2	4	2	–	–	1	–	10	4
4299	40	23	25	40	17	22	30	13	20	9	4	2	1	–	–	–	6	3
4311	–	–	2	–	–	2	–	–	1	–	–	1	–	–	–	–	–	–
4312	1	4	1	1	3	1	1	3	1	–	–	–	–	–	–	–	1	–
4313	8	4	4	8	2	2	6	1	2	1	1	–	1	–	–	–	2	2
4319	10	–	–	10	–	–	6	–	–	1	–	–	3	–	–	–	–	–
4321	28	35	22	28	31	18	19	21	13	9	8	5	–	2	–	–	4	4
4322	5	3	8	5	2	7	2	–	3	3	2	4	–	–	–	–	1	1
4329	9	12	7	9	10	4	7	5	3	2	5	1	–	–	–	–	2	3
4330	13	8	1	13	8	1	5	5	1	8	3	–	–	–	–	–	–	–
4391	4	–	7	4	–	5	3	–	5	1	–	–	–	–	–	–	–	2
4399	6	12	10	6	8	9	5	7	4	1	1	5	–	–	–	–	4	1
4511	21	15	7	21	15	6	13	8	3	8	7	3	–	–	–	–	–	1
4512	–	1	–	–	–	–	–	–	–	–	–	–	–	–	–	–	1	–
4520	9	10	6	9	9	6	6	6	4	3	3	2	–	–	–	–	1	–
4530	18	25	24	18	24	24	7	8	14	10	15	10	1	1	–	–	1	–
4541	10	3	4	10	3	4	1	–	–	9	3	4	–	–	–	–	–	–
4543	–	1	–	–	1	–	–	1	–	–	–	–	–	–	–	–	–	–
4611	–	1	–	–	1	–	–	–	–	–	1	–	–	–	–	–	–	–
4612	–	1	–	–	1	–	–	–	–	–	1	–	–	–	–	–	–	–
4617	3	4	1	3	2	1	2	1	1	1	1	–	–	–	–	–	2	–
4623	3	–	–	3	–	–	1	–	–	2	–	–	–	–	–	–	–	–
4631	8	5	11	8	5	11	5	3	5	3	2	6	–	–	–	–	–	–
4632	10	10	10	10	9	10	4	4	6	6	5	4	–	–	–	–	1	–
4633	5	2	8	5	2	8	2	1	4	3	1	4	–	–	–	–	–	–
4634	5	3	3	5	3	3	3	3	1	1	–	2	1	–	–	–	–	–
4635	20	27	31	20	26	30	15	18	15	5	8	15	–	–	–	–	1	1
4636	1	2	–	1	2	–	–	–	–	1	2	–	–	–	–	–	–	–
4637	–	5	1	–	5	1	–	4	1	–	1	–	–	–	–	–	–	–
4639	13	14	23	13	13	19	1	4	7	12	9	11	–	–	1	–	1	4
4641	5	2	5	5	2	5	3	1	3	1	1	2	1	–	–	–	–	–
4642	1	2	–	1	2	–	–	1	–	1	1	–	–	–	–	–	–	–
4644	–	1	4	–	1	4	–	1	1	–	–	3	–	–	–	–	–	–
4645	2	1	–	2	1	–	–	–	–	2	1	–	–	–	–	–	–	–
4646	1	2	–	1	1	–	–	–	–	1	1	–	–	–	–	–	1	–
4649	7	15	12	7	14	10	–	2	3	7	12	7	–	–	–	–	1	2
4662	2	1	–	2	1	–	2	1	–	–	–	–	–	–	–	–	–	–
4663	3	–	1	3	–	1	3	–	1	–	–	–	–	–	–	–	–	–
4669	1	1	–	1	1	–	–	1	–	1	–	–	–	–	–	–	–	–
4672	4	1	2	4	1	2	3	1	1	1	–	1	–	–	–	–	–	–
4673	3	1	2	3	1	2	3	1	–	–	–	2	–	–	–	–	–	–
4679	4	6	8	4	6	8	4	4	8	–	2	–	–	–	–	–	–	–
4681	7	3	2	7	3	2	6	2	2	1	1	–	–	–	–	–	–	–
4682	1	–	8	1	–	8	1	–	5	–	–	2	–	–	1	–	–	–

Capítulo 12 - Rio Grande do Norte

12.1 - Quantidade de acidentes do trabalho, por situação do registro e motivo, segundo a Classificação Nacional de Atividades Econômicas (CNAE), no estado do Rio Grande do Norte - 2014/2016

(continuação)

CNAE	QUANTIDADE DE ACIDENTES DO TRABALHO																	
	Total			Com CAT Registrada												Sem CAT Registrada		
				Total			Motivo											
							Típico			Trajeto			Doença do Trabalho					
	2014	2015	2016	2014	2015	2016	2014	2015	2016	2014	2015	2016	2014	2015	2016	2014	2015	2016
4686	–	1	–	–	1	–	–	–	–	–	1	–	–	–	–	–	–	–
4687	4	8	6	4	8	6	3	8	6	1	–	–	–	–	–	–	–	–
4689	5	5	5	5	5	5	2	4	3	3	1	2	–	–	–	–	–	–
4691	29	24	40	29	22	36	19	17	27	6	5	7	4	–	2	–	2	4
4692	1	–	–	1	–	–	1	–	–	–	–	–	–	–	–	–	–	–
4693	17	20	17	17	17	16	13	11	10	4	6	6	–	–	–	–	3	1
4711	238	317	227	238	273	194	177	205	133	44	53	55	17	15	6	–	44	33
4712	17	11	12	17	10	12	10	3	5	7	6	7	–	1	–	–	1	–
4713	4	10	5	4	9	4	2	3	2	2	5	2	–	1	–	–	1	1
4721	5	1	7	5	1	7	1	–	6	4	1	1	–	–	–	–	–	–
4722	7	10	2	7	10	2	5	7	2	2	2	–	–	1	–	–	–	–
4723	11	3	2	11	3	2	7	1	1	4	2	1	–	–	–	–	–	–
4724	1	1	2	1	1	2	–	–	1	1	1	1	–	–	–	–	–	–
4729	2	2	2	2	2	2	1	1	2	1	1	–	–	–	–	–	–	–
4731	33	29	24	33	25	22	12	5	6	21	19	15	–	1	1	–	4	2
4732	–	2	1	–	2	1	–	–	–	–	1	1	–	1	–	–	–	–
4741	1	1	1	1	1	1	1	1	–	–	–	1	–	–	–	–	–	–
4742	6	4	1	6	3	–	3	1	–	3	2	–	–	–	–	–	1	1
4743	5	7	1	5	6	1	3	5	1	2	1	–	–	–	–	–	1	–
4744	40	41	34	40	39	34	29	22	25	10	17	8	1	–	1	–	2	–
4751	8	10	11	8	10	10	1	4	4	7	6	6	–	–	–	–	–	1
4752	2	5	5	2	5	5	2	5	3	–	–	2	–	–	–	–	–	–
4753	10	5	7	10	5	6	7	2	1	3	3	5	–	–	–	–	–	1
4754	11	15	7	11	14	7	4	4	4	7	10	3	–	–	–	–	1	–
4755	3	–	5	3	–	5	1	–	1	2	–	3	–	–	1	–	–	–
4757	6	–	1	6	–	1	2	–	–	3	–	1	1	–	–	–	–	–
4759	8	–	3	8	–	3	4	–	1	4	–	2	–	–	–	–	–	–
4761	4	3	2	4	3	2	2	3	–	2	–	2	–	–	–	–	–	–
4763	1	2	1	1	2	1	–	1	–	1	1	1	–	–	–	–	–	–
4771	19	22	9	19	19	8	6	7	6	13	12	2	–	–	–	–	3	1
4772	3	4	4	3	4	3	–	2	1	3	2	2	–	–	–	–	–	1
4773	–	–	1	–	–	1	–	–	–	–	–	1	–	–	–	–	–	–
4774	2	4	6	2	3	6	–	1	1	2	2	5	–	–	–	–	1	–
4781	45	97	65	45	86	57	28	48	34	17	18	17	–	20	6	–	11	8
4782	10	13	10	10	12	10	3	5	2	7	6	8	–	1	–	–	1	–
4783	1	–	–	1	–	–	1	–	–	–	–	–	–	–	–	–	–	–
4784	13	12	6	13	11	6	7	5	3	6	6	3	–	–	–	–	1	–
4785	–	1	–	–	1	–	–	1	–	–	–	–	–	–	–	–	–	–
4789	11	5	6	11	5	6	5	–	1	6	5	4	–	–	1	–	–	–
4912	4	9	8	4	8	8	3	5	8	1	3	–	–	–	–	–	1	–
4921	48	85	66	48	58	54	13	13	9	8	13	12	27	32	33	–	27	12
4922	11	5	3	11	3	2	4	1	1	3	1	–	4	1	1	–	2	1
4923	2	2	1	2	2	1	1	2	1	1	–	–	–	–	–	–	–	–
4929	3	2	2	3	1	2	2	1	1	1	–	–	–	–	1	–	1	–
4930	60	42	41	60	34	33	45	23	24	15	10	9	–	1	–	–	8	8
4940	1	2	1	1	2	1	1	1	1	–	1	–	–	–	–	–	–	–
5011	1	1	2	1	1	2	1	1	2	–	–	–	–	–	–	–	–	–
5030	5	3	3	4	1	1	4	1	1	–	–	–	–	–	–	1	2	2
5091	–	–	1	–	–	1	–	–	1	–	–	–	–	–	–	–	–	–
5099	–	1	2	–	1	2	–	1	1	–	–	1	–	–	–	–	–	–
5111	11	8	4	9	4	3	6	2	–	3	2	3	–	–	–	2	4	1
5112	–	1	1	–	–	1	–	–	1	–	–	–	–	–	–	–	1	–
5211	3	1	1	–	1	1	–	–	1	–	1	–	–	–	–	3	–	–
5212	11	8	3	3	3	2	2	1	2	1	2	–	–	–	–	8	5	1
5221	–	1	–	–	–	–	–	–	–	–	–	–	–	–	–	–	1	–
5223	5	3	–	5	3	–	3	3	–	2	–	–	–	–	–	–	–	–
5229	1	1	–	1	1	–	1	–	–	–	1	–	–	–	–	–	–	–
5231	3	8	3	3	8	3	3	6	3	–	1	–	–	1	–	–	–	–
5232	4	2	–	–	–	–	–	–	–	–	–	–	–	–	–	4	2	–
5239	1	–	–	1	–	–	1	–	–	–	–	–	–	–	–	–	–	–
5240	4	7	6	4	6	5	4	4	2	–	2	3	–	–	–	–	1	1
5250	2	2	–	2	2	–	1	1	–	1	1	–	–	–	–	–	–	–
5310	212	348	179	212	348	178	192	333	157	15	9	14	5	6	7	–	–	1
5320	6	5	5	6	5	4	4	1	3	2	4	1	–	–	–	–	–	1
5510	93	100	115	93	90	108	54	62	59	26	27	44	13	1	5	–	10	7
5590	–	1	–	–	1	–	–	–	–	–	1	–	–	–	–	–	–	–
5611	74	89	110	74	83	104	37	47	45	35	34	55	2	2	4	–	6	6
5612	–	–	1	–	–	1	–	–	1	–	–	–	–	–	–	–	–	–
5620	22	18	13	22	16	11	18	13	7	4	2	4	–	1	–	–	2	2
5821	–	–	1	–	–	1	–	–	1	–	–	–	–	–	–	–	–	–
5822	1	–	1	1	–	1	1	–	–	–	–	1	–	–	–	–	–	–
5829	1	–	–	1	–	–	1	–	–	–	–	–	–	–	–	–	–	–
5911	1	–	–	1	–	–	–	–	–	1	–	–	–	–	–	–	–	–
5914	1	1	–	1	1	–	1	1	–	–	–	–	–	–	–	–	–	–
6010	1	2	1	1	1	1	–	–	1	1	1	–	–	–	–	–	1	–
6021	3	5	3	3	5	2	1	4	1	2	1	1	–	–	–	–	–	1
6110	1	2	4	1	2	4	1	1	3	–	1	1	–	–	–	–	–	–
6120	–	1	–	–	1	–	–	–	–	–	1	–	–	–	–	–	–	–
6141	9	17	17	9	15	13	7	9	7	2	6	6	–	–	–	–	2	4
6143	–	1	–	–	1	–	–	–	–	–	–	–	–	1	–	–	–	–
6190	1	4	4	1	4	4	–	1	4	1	3	–	–	–	–	–	–	–
6201	9	5	2	1	–	1	–	–	–	1	–	1	–	–	–	8	5	1
6202	–	1	–	–	1	–	–	1	–	–	–	–	–	–	–	–	–	–
6203	1	–	–	1	–	–	1	–	–	–	–	–	–	–	–	–	–	–

Capítulo 12 - Rio Grande do Norte

12.1 - Quantidade de acidentes do trabalho, por situação do registro e motivo, segundo a Classificação Nacional de Atividades Econômicas (CNAE), no estado do Rio Grande do Norte - 2014/2016

(continuação)

CNAE	QUANTIDADE DE ACIDENTES DO TRABALHO																	
	Total			Com CAT Registrada												Sem CAT Registrada		
				Total			Motivo											
							Típico			Trajeto			Doença do Trabalho					
	2014	2015	2016	2014	2015	2016	2014	2015	2016	2014	2015	2016	2014	2015	2016	2014	2015	2016
6204	1	1	2	1	1	2	–	–	–	1	1	2	–	–	–	–	–	–
6209	5	4	6	5	4	6	5	–	1	–	4	5	–	–	–	–	–	–
6311	4	3	1	–	2	1	–	2	1	–	–	–	–	–	–	4	1	–
6399	2	–	–	2	–	–	2	–	–	–	–	–	–	–	–	–	–	–
6421	3	10	6	3	9	5	1	2	2	1	3	–	1	4	3	–	1	1
6422	18	48	38	18	37	29	4	16	15	3	5	1	11	16	13	–	11	9
6423	2	1	2	2	1	2	1	1	–	1	–	1	–	–	1	–	–	–
6424	1	3	2	1	3	1	–	1	1	1	–	–	–	2	–	–	–	1
6462	4	2	1	4	2	1	1	–	–	3	1	1	–	1	–	–	–	–
6493	2	–	–	2	–	–	–	–	–	2	–	–	–	–	–	–	–	–
6499	1	–	–	1	–	–	–	–	–	1	–	–	–	–	–	–	–	–
6512	–	–	1	–	–	1	–	–	–	–	–	1	–	–	–	–	–	–
6550	13	6	7	13	6	6	6	5	2	7	1	4	–	–	–	–	–	1
6619	–	–	1	–	–	1	–	–	1	–	–	–	–	–	–	–	–	–
6622	1	–	–	1	–	–	–	–	–	–	–	–	1	–	–	–	–	–
6630	1	–	1	–	–	1	–	–	1	–	–	–	–	–	–	1	–	–
6810	5	6	3	5	4	2	4	2	1	1	1	1	–	1	–	–	2	1
6821	2	1	4	2	1	4	1	1	3	1	–	1	–	–	–	–	–	–
6822	4	5	3	4	5	2	1	1	–	3	4	2	–	–	–	–	–	1
6911	–	2	2	–	2	2	–	1	1	–	1	1	–	–	–	–	–	–
6920	5	1	4	5	1	4	1	–	2	4	1	2	–	–	–	–	–	–
7010	2	–	–	1	–	–	–	–	–	–	–	–	1	–	–	1	–	–
7020	3	4	2	3	4	2	2	1	1	1	3	1	–	–	–	–	–	–
7111	–	1	–	–	1	–	–	–	–	–	1	–	–	–	–	–	–	–
7112	26	36	15	26	33	14	13	18	12	13	15	1	–	–	1	–	3	1
7119	3	–	5	3	–	3	3	–	2	–	–	1	–	–	–	–	–	2
7120	2	3	–	2	3	–	–	3	–	2	–	–	–	–	–	–	–	–
7210	1	–	–	1	–	–	–	–	–	1	–	–	–	–	–	–	–	–
7220	1	–	–	–	–	–	–	–	–	–	–	–	–	–	–	1	–	–
7311	2	1	–	2	1	–	–	–	–	2	1	–	–	–	–	–	–	–
7319	3	3	4	3	3	3	2	2	3	1	1	–	–	–	–	–	–	1
7320	2	1	–	2	1	–	1	–	–	1	1	–	–	–	–	–	–	–
7420	1	1	–	–	1	–	–	1	–	–	–	–	–	–	–	1	–	–
7490	6	13	8	6	8	3	3	1	3	3	6	–	–	1	–	–	5	5
7711	19	20	20	19	17	17	7	8	7	10	7	9	2	2	1	–	3	3
7719	–	1	1	–	1	–	–	1	–	–	–	–	–	–	–	–	–	1
7722	1	–	–	1	–	–	1	–	–	–	–	–	–	–	–	–	–	–
7732	9	10	6	9	9	5	8	4	3	1	5	2	–	–	–	–	1	1
7733	5	–	4	5	–	4	1	–	2	4	–	2	–	–	–	–	–	–
7739	3	8	2	3	6	2	–	3	2	2	3	–	1	–	–	–	2	–
7810	5	5	2	5	4	1	2	–	–	3	4	1	–	–	–	–	1	1
7820	45	67	69	45	37	45	14	6	9	28	30	33	3	1	3	–	30	24
7830	9	15	8	9	7	4	3	4	3	6	3	1	–	–	–	–	8	4
7911	–	3	1	–	3	1	–	1	–	–	2	1	–	–	–	–	–	–
8011	52	66	59	51	49	47	10	12	16	39	37	31	2	–	–	1	17	12
8012	18	49	46	17	36	33	7	20	10	8	16	21	2	–	2	1	13	13
8020	9	14	20	9	14	19	4	8	9	4	6	10	1	–	–	–	–	1
8030	1	–	–	–	–	–	–	–	–	–	–	–	–	–	–	1	–	–
8111	4	4	8	4	4	6	2	–	2	1	2	4	1	2	–	–	–	2
8112	32	36	29	32	34	29	11	16	11	17	16	13	4	2	5	–	2	–
8121	17	17	15	17	13	11	3	3	3	12	10	8	2	–	–	–	4	4
8122	1	4	3	–	1	2	–	–	1	–	1	1	–	–	–	1	3	1
8129	1	–	–	1	–	–	–	–	–	1	–	–	–	–	–	–	–	–
8130	–	1	–	–	–	–	–	–	–	–	–	–	–	–	–	–	1	–
8211	3	2	8	2	2	8	–	–	2	2	2	5	–	–	1	1	–	–
8219	1	2	1	1	1	1	–	1	–	1	–	1	–	–	–	–	1	–

Capítulo 12 - Rio Grande do Norte

12.1 - Quantidade de acidentes do trabalho, por situação do registro e motivo, segundo a Classificação Nacional de Atividades Econômicas (CNAE), no estado do Rio Grande do Norte - 2014/2016

(conclusão)

CNAE	QUANTIDADE DE ACIDENTES DO TRABALHO																	
	Total			Com CAT Registrada												Sem CAT Registrada		
				Total			Motivo											
							Típico			Trajeto			Doença do Trabalho					
	2014	2015	2016	2014	2015	2016	2014	2015	2016	2014	2015	2016	2014	2015	2016	2014	2015	2016
8220	71	223	207	71	97	96	21	27	23	44	56	60	6	14	13	–	126	111
8230	2	2	4	2	2	4	–	–	3	1	2	1	1	–	–	–	–	–
8291	3	2	7	2	1	6	–	1	3	2	–	3	–	–	–	1	1	1
8299	18	10	7	18	9	7	8	3	5	10	6	2	–	–	–	–	1	–
8411	62	69	68	62	57	52	42	46	42	17	8	10	3	3	–	–	12	16
8412	–	1	–	–	1	–	–	–	–	–	1	–	–	–	–	–	–	–
8422	–	2	–	–	2	–	–	2	–	–	–	–	–	–	–	–	–	–
8423	–	1	1	–	1	1	–	1	1	–	–	–	–	–	–	–	–	–
8424	1	–	–	1	–	–	–	–	–	–	–	–	1	–	–	–	–	–
8430	1	–	–	1	–	–	1	–	–	–	–	–	–	–	–	–	–	–
8511	32	24	6	–	1	2	–	1	2	–	–	–	–	–	–	32	23	4
8512	3	1	8	3	1	8	2	–	4	1	1	4	–	–	–	–	–	–
8513	13	13	11	12	11	11	8	8	8	4	3	2	–	–	1	1	2	–
8520	6	11	10	6	8	10	3	5	7	3	2	3	–	1	–	–	3	–
8531	4	4	1	4	–	1	2	–	1	2	–	–	–	–	–	–	4	–
8532	7	8	9	7	6	9	4	4	6	1	2	2	2	–	1	–	2	–
8541	1	2	1	1	2	1	–	1	1	1	1	–	–	–	–	–	–	–
8550	1	–	1	1	–	1	1	–	1	–	–	–	–	–	–	–	–	–
8591	1	–	–	1	–	–	–	–	–	1	–	–	–	–	–	–	–	–
8593	2	–	–	2	–	–	–	–	–	2	–	–	–	–	–	–	–	–
8599	5	5	4	5	4	4	4	1	2	1	3	2	–	–	–	–	1	–
8610	505	619	473	505	588	452	405	477	371	97	110	79	3	1	2	–	31	21
8630	8	3	2	8	3	2	1	1	1	6	2	1	1	–	–	–	–	–
8640	41	40	24	41	39	24	27	32	18	13	7	6	1	–	–	–	1	–
8650	5	8	–	5	8	–	3	4	–	2	4	–	–	–	–	–	–	–
8660	19	89	129	19	88	127	18	80	119	1	7	6	–	1	2	–	1	2
8690	–	–	2	–	–	2	–	–	–	–	–	2	–	–	–	–	–	–
8711	–	–	2	–	–	2	–	–	–	–	–	1	–	–	1	–	–	–
8712	1	4	10	1	3	10	1	–	6	–	3	3	–	–	1	–	1	–
8730	4	3	4	4	2	4	2	–	4	2	2	–	–	–	–	–	1	–
8800	27	28	12	27	25	12	21	16	8	6	8	3	–	1	1	–	3	–
9001	2	2	1	2	2	1	2	1	1	–	1	–	–	–	–	–	–	–
9101	–	1	–	–	1	–	–	–	–	–	1	–	–	–	–	–	–	–
9311	–	1	1	–	1	1	–	–	1	–	1	–	–	–	–	–	–	–
9312	2	–	6	2	–	5	2	–	3	–	–	–	–	–	2	–	–	1
9313	1	4	1	1	4	1	–	–	–	1	4	1	–	–	–	–	–	–
9319	4	–	–	4	–	–	3	–	–	1	–	–	–	–	–	–	–	–
9321	–	–	3	–	–	3	–	–	3	–	–	–	–	–	–	–	–	–
9329	–	–	1	–	–	1	–	–	–	–	–	1	–	–	–	–	–	–
9412	2	2	1	2	2	1	1	1	–	1	1	1	–	–	–	–	–	–
9420	5	5	4	5	5	4	1	4	1	3	–	2	1	1	1	–	–	–
9430	3	2	8	3	2	8	3	2	6	–	–	1	–	–	1	–	–	–
9491	6	1	3	6	1	3	2	1	2	2	–	1	2	–	–	–	–	–
9499	12	9	8	12	9	8	4	7	5	8	2	3	–	–	–	–	–	–
9511	–	2	–	–	1	–	–	1	–	–	–	–	–	–	–	–	1	–
9512	–	–	1	–	–	1	–	–	1	–	–	–	–	–	–	–	–	–
9521	10	6	1	10	5	1	4	3	–	6	2	1	–	–	–	–	1	–
9529	2	–	1	2	–	1	–	–	–	2	–	1	–	–	–	–	–	–
9601	4	4	–	4	2	–	3	1	–	1	–	–	–	1	–	–	2	–
9602	4	–	2	4	–	2	1	–	–	3	–	2	–	–	–	–	–	–
9603	9	10	15	9	8	15	3	3	10	6	4	5	–	1	–	–	2	–
9609	1	1	1	1	1	1	1	–	–	–	1	1	–	–	–	–	–	–
9700	1	–	–	1	–	–	–	–	–	1	–	–	–	–	–	–	–	–
Ignorado	2.115	1.179	968	17	13	9	13	8	9	4	5	–	–	–	–	2.098	1.166	959

Fonte: DATAPREV, CAT, SUB.
Nota: Os dados são preliminares, estando sujeitos a correções.

Capítulo 12 - Rio Grande do Norte

12.2 - Quantidade de acidentes do trabalho, por situação do registro e motivo, segundo os grupos de idade e sexo, no estado do Rio Grande do Norte - 2014/2016

GRUPOS DE IDADE E SEXO	QUANTIDADE DE ACIDENTES DO TRABALHO																	
	Total			Com CAT Registrada												Sem CAT Registrada		
				Total			Motivo											
							Típico			Trajeto			Doença do Trabalho					
	2014	2015	2016	2014	2015	2016	2014	2015	2016	2014	2015	2016	2014	2015	2016	2014	2015	2016
TOTAL	**7.156**	**6.920**	**5.556**	**4.895**	**5.031**	**4.078**	**3.215**	**3.331**	**2.668**	**1.341**	**1.266**	**1.131**	**339**	**434**	**279**	**2.261**	**1.889**	**1.478**
Masculino	**4.697**	**4.419**	**3.705**	**3.408**	**3.338**	**2.823**	**2.312**	**2.289**	**1.907**	**968**	**904**	**805**	**128**	**145**	**111**	**1.289**	**1.081**	**882**
Feminino	**2.459**	**2.501**	**1.851**	**1.487**	**1.693**	**1.255**	**903**	**1.042**	**761**	**373**	**362**	**326**	**211**	**289**	**168**	**972**	**808**	**596**
Ignorado	**–**	**–**	**–**	**–**	**–**	**–**	**–**	**–**	**–**	**–**	**–**	**–**	**–**	**–**	**–**	**–**	**–**	**–**
Até 19 anos	105	93	60	98	79	51	58	48	30	38	28	21	2	3	–	7	14	9
Masculino	76	56	44	72	48	38	47	27	24	24	19	14	1	2	–	4	8	6
Feminino	29	37	16	26	31	13	11	21	6	14	9	7	1	1	–	3	6	3
Ignorado	–	–	–	–	–	–	–	–	–	–	–	–	–	–	–	–	–	–
20 a 24 anos	883	844	655	733	680	532	480	433	311	230	230	205	23	17	16	150	164	123
Masculino	632	585	456	541	494	396	369	327	239	161	160	153	11	7	4	91	91	60
Feminino	251	259	199	192	186	136	111	106	72	69	70	52	12	10	12	59	73	63
Ignorado	–	–	–	–	–	–	–	–	–	–	–	–	–	–	–	–	–	–
25 a 29 anos	1.353	1.257	978	1.068	1.004	791	674	686	510	342	270	251	52	48	30	285	253	187
Masculino	904	825	665	759	689	567	496	482	370	247	197	186	16	10	11	145	136	98
Feminino	449	432	313	309	315	224	178	204	140	95	73	65	36	38	19	140	117	89
Ignorado	–	–	–	–	–	–	–	–	–	–	–	–	–	–	–	–	–	–
30 a 34 anos	1.294	1.261	1.044	935	983	812	628	653	532	255	260	219	52	70	61	359	278	232
Masculino	827	795	677	630	639	533	425	420	359	185	190	154	20	29	20	197	156	144
Feminino	467	466	367	305	344	279	203	233	173	70	70	65	32	41	41	162	122	88
Ignorado	–	–	–	–	–	–	–	–	–	–	–	–	–	–	–	–	–	–
35 a 39 anos	981	1.051	896	638	771	672	432	517	456	151	174	168	55	80	48	343	280	224
Masculino	645	641	574	450	493	451	316	343	310	116	123	118	18	27	23	195	148	123
Feminino	336	410	322	188	278	221	116	174	146	35	51	50	37	53	25	148	132	101
Ignorado	–	–	–	–	–	–	–	–	–	–	–	–	–	–	–	–	–	–
40 a 44 anos	839	831	626	506	542	426	329	350	289	125	113	100	52	79	37	333	289	200
Masculino	508	510	407	329	346	295	221	237	206	92	80	70	16	29	19	179	164	112
Feminino	331	321	219	177	196	131	108	113	83	33	33	30	36	50	18	154	125	88
Ignorado	–	–	–	–	–	–	–	–	–	–	–	–	–	–	–	–	–	–
45 a 49 anos	706	630	523	420	399	321	273	255	213	98	87	74	49	57	34	286	231	202
Masculino	427	384	334	270	251	210	180	169	147	72	67	47	18	15	16	157	133	124
Feminino	279	246	189	150	148	111	93	86	66	26	20	27	31	42	18	129	98	78
Ignorado	–	–	–	–	–	–	–	–	–	–	–	–	–	–	–	–	–	–
50 a 54 anos	568	484	407	287	272	248	200	175	164	57	49	49	30	48	35	281	212	159
Masculino	366	281	263	196	161	161	147	121	121	38	28	31	11	12	9	170	120	102
Feminino	202	203	144	91	111	87	53	54	43	19	21	18	19	36	26	111	92	57
Ignorado	–	–	–	–	–	–	–	–	–	–	–	–	–	–	–	–	–	–
55 a 59 anos	317	337	272	149	209	160	100	140	115	32	42	30	17	27	15	168	128	112
Masculino	223	225	206	112	137	120	74	97	92	26	30	22	12	10	6	111	88	86
Feminino	94	112	66	37	72	40	26	43	23	6	12	8	5	17	9	57	40	26
Ignorado	–	–	–	–	–	–	–	–	–	–	–	–	–	–	–	–	–	–
60 a 64 anos	92	109	78	47	73	51	34	60	38	7	9	10	6	4	3	45	36	27
Masculino	75	96	63	39	62	39	31	53	29	4	6	7	4	3	3	36	34	24
Feminino	17	13	15	8	11	12	3	7	9	3	3	3	2	1	–	9	2	3
Ignorado	–	–	–	–	–	–	–	–	–	–	–	–	–	–	–	–	–	–
65 a 69 anos	15	20	15	11	16	12	5	13	9	6	2	3	–	1	–	4	4	3
Masculino	11	19	15	7	16	12	4	13	9	3	2	3	–	1	–	4	3	3
Feminino	4	1	–	4	–	–	1	–	–	3	–	–	–	–	–	–	1	–
Ignorado	–	–	–	–	–	–	–	–	–	–	–	–	–	–	–	–	–	–
70 anos e mais	3	3	2	3	3	2	2	1	1	–	2	1	1	–	–	–	–	–
Masculino	3	2	1	3	2	1	2	–	1	–	2	–	1	–	–	–	–	–
Feminino	–	1	1	–	1	1	–	1	–	–	–	1	–	–	–	–	–	–
Ignorado	–	–	–	–	–	–	–	–	–	–	–	–	–	–	–	–	–	–
Ignorada	–	–	–	–	–	–	–	–	–	–	–	–	–	–	–	–	–	–
Masculino	–	–	–	–	–	–	–	–	–	–	–	–	–	–	–	–	–	–
Feminino	–	–	–	–	–	–	–	–	–	–	–	–	–	–	–	–	–	–
Ignorado	–	–	–	–	–	–	–	–	–	–	–	–	–	–	–	–	–	–

Fonte: DATAPREV, CAT, SUB.
Nota: Os dados são preliminares, estando sujeitos a correções.

Capítulo 12 - Rio Grande do Norte

12.3 - Quantidade mensal de acidentes do trabalho, por situação do registro e motivo, no estado do Rio Grande do Norte - 2014/2016

MESES	QUANTIDADE DE ACIDENTES DO TRABALHO																	
	Total			Com CAT Registrada												Sem CAT Registrada		
				Total			Motivo											
							Típico			Trajeto			Doença do Trabalho					
	2014	2015	2016	2014	2015	2016	2014	2015	2016	2014	2015	2016	2014	2015	2016	2014	2015	2016
TOTAL	**7.156**	**6.920**	**5.556**	**4.895**	**5.031**	**4.078**	**3.215**	**3.331**	**2.668**	**1.341**	**1.266**	**1.131**	**339**	**434**	**279**	**2.261**	**1.889**	**1.478**
Janeiro	562	530	474	385	363	332	268	236	230	102	109	79	15	18	23	177	167	142
Fevereiro	565	559	438	396	372	279	257	243	178	120	109	74	19	20	27	169	187	159
Março	632	618	508	410	433	369	266	328	262	107	93	83	37	12	24	222	185	139
Abril	615	611	494	413	460	355	271	313	227	111	116	98	31	31	30	202	151	139
Maio	645	565	476	453	414	343	310	295	214	108	92	95	35	27	34	192	151	133
Junho	503	610	486	339	447	357	214	281	230	103	113	106	22	53	21	164	163	129
Julho	671	615	503	456	469	373	300	276	248	120	109	105	36	84	20	215	146	130
Agosto	676	611	516	459	453	379	302	274	244	117	120	113	40	59	22	217	158	137
Setembro	612	585	453	414	420	350	259	272	220	116	114	106	39	34	24	198	165	103
Outubro	664	586	416	447	427	323	284	279	214	124	89	88	39	59	21	217	159	93
Novembro	550	522	365	386	377	284	262	255	184	107	103	79	17	19	21	164	145	81
Dezembro	461	508	427	337	396	334	222	279	217	106	99	105	9	18	12	124	112	93

Fonte: DATAPREV, CAT, SUB.
Nota: Os dados são preliminares, estando sujeitos a correções.

DISTRIBUIÇÃO DE ACIDENTES DO TRABALHO, POR MOTIVO, NO ESTADO DO RIO GRANDE DO NORTE - 2016

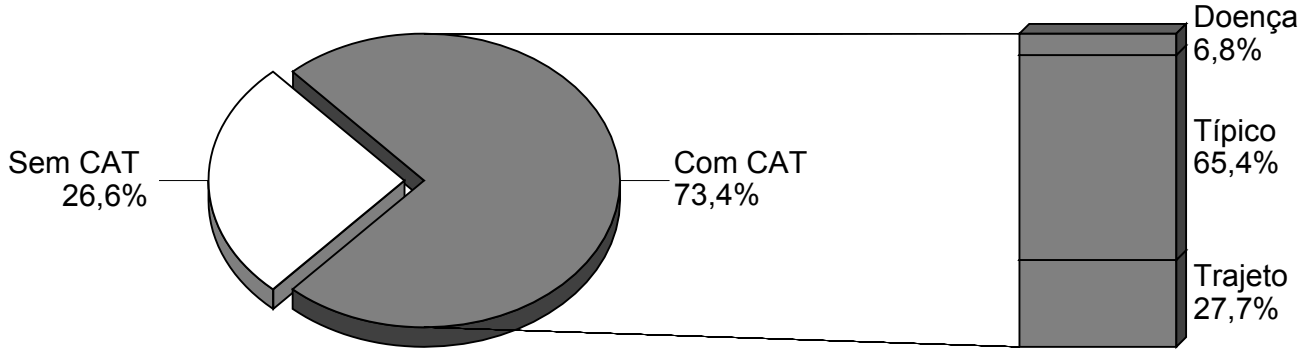

Fonte: DATAPREV, CAT, SUB.

Capítulo 13 - Paraíba

13.1 - Quantidade de acidentes do trabalho, por situação do registro e motivo, segundo a Classificação Nacional de Atividades Econômicas (CNAE), no estado da Paraíba - 2014/2016

(continua)

CNAE	QUANTIDADE DE ACIDENTES DO TRABALHO																	
	Total			Com CAT Registrada												Sem CAT Registrada		
				Total			Motivo											
							Típico			Trajeto			Doença do Trabalho					
	2014	2015	2016	2014	2015	2016	2014	2015	2016	2014	2015	2016	2014	2015	2016	2014	2015	2016
TOTAL	**5.460**	**4.295**	**4.063**	**3.380**	**2.848**	**2.728**	**2.112**	**1.885**	**1.695**	**851**	**728**	**840**	**417**	**235**	**193**	**2.080**	**1.447**	**1.335**
0111	7	4	1	–	–	–	–	–	–	–	–	–	–	–	–	7	4	1
0113	22	33	25	22	33	25	17	31	21	5	2	4	–	–	–	–	–	–
0114	4	2	1	–	–	–	–	–	–	–	–	–	–	–	–	4	2	1
0119	–	–	3	–	–	3	–	–	3	–	–	–	–	–	–	–	–	–
0121	3	1	1	–	–	1	–	–	–	–	–	–	–	–	1	3	1	–
0133	3	3	2	3	2	2	1	–	1	2	2	1	–	–	–	–	1	–
0139	–	1	–	–	1	–	–	1	–	–	–	–	–	–	–	–	–	–
0141	2	1	3	2	1	3	2	1	3	–	–	–	–	–	–	–	–	–
0142	2	–	–	2	–	–	2	–	–	–	–	–	–	–	–	–	–	–
0151	3	1	2	3	1	2	2	1	2	1	–	–	–	–	–	–	–	–
0155	28	20	12	28	15	10	24	10	5	3	5	5	1	–	–	–	5	2
0161	–	–	1	–	–	1	–	–	1	–	–	–	–	–	–	–	–	–
0162	1	2	1	1	1	1	1	1	1	–	–	–	–	–	–	–	1	–
0163	–	1	–	–	1	–	–	1	–	–	–	–	–	–	–	–	–	–
0210	37	39	13	37	39	13	37	39	12	–	–	1	–	–	–	–	–	–
0311	–	–	1	–	–	1	–	–	1	–	–	–	–	–	–	–	–	–
0321	2	–	–	2	–	–	1	–	–	1	–	–	–	–	–	–	–	–
0600	–	–	1	–	–	1	–	–	–	–	–	1	–	–	–	–	–	–
0724	3	–	1	–	–	–	–	–	–	–	–	–	–	–	–	3	–	1
0729	3	1	3	3	1	3	3	1	3	–	–	–	–	–	–	–	–	–
0810	9	5	7	9	5	7	6	4	6	3	1	–	–	–	1	–	–	–
0899	3	–	1	3	–	1	3	–	–	–	–	–	–	–	1	–	–	–
0910	1	–	–	1	–	–	–	–	–	1	–	–	–	–	–	–	–	–
1011	1	1	5	1	1	5	1	1	5	–	–	–	–	–	–	–	–	–
1012	15	11	9	10	6	5	5	1	3	5	5	2	–	–	–	5	5	4
1013	1	–	–	1	–	–	1	–	–	–	–	–	–	–	–	–	–	–
1020	1	–	1	1	–	1	–	–	1	1	–	–	–	–	–	–	–	–
1031	–	–	3	–	–	3	–	–	1	–	–	2	–	–	–	–	–	–
1033	15	9	10	15	9	10	11	9	7	4	–	3	–	–	–	–	–	–
1041	–	–	1	–	–	1	–	–	1	–	–	–	–	–	–	–	–	–
1051	1	–	–	1	–	–	–	–	–	1	–	–	–	–	–	–	–	–
1052	11	–	3	11	–	3	5	–	–	6	–	3	–	–	–	–	–	–
1053	–	6	2	–	4	2	–	3	2	–	1	–	–	–	–	–	2	–
1062	4	4	10	4	4	10	4	2	6	–	2	4	–	–	–	–	–	–
1064	9	14	9	9	12	8	9	8	5	–	2	3	–	2	–	–	2	1
1065	–	1	1	–	1	1	–	1	1	–	–	–	–	–	–	–	–	–
1066	2	11	4	2	11	3	1	11	3	1	–	–	–	–	–	–	–	1
1069	48	42	43	48	36	37	31	35	34	17	1	–	–	–	3	–	6	6
1071	54	32	38	54	30	33	47	25	27	7	5	6	–	–	–	–	2	5
1072	9	1	3	9	1	3	7	1	3	2	–	–	–	–	–	–	–	–
1081	54	43	38	54	43	38	43	33	25	10	10	12	1	–	1	–	–	–
1091	16	12	19	16	11	19	9	6	5	6	4	7	1	1	7	–	1	–
1092	4	3	3	4	3	1	2	1	–	1	2	1	1	–	–	–	–	2
1094	1	–	–	1	–	–	1	–	–	–	–	–	–	–	–	–	–	–
1095	–	2	–	–	2	–	–	1	–	–	–	–	–	1	–	–	–	–
1096	–	–	1	–	–	1	–	–	–	–	–	1	–	–	–	–	–	–
1099	1	4	–	1	4	–	1	3	–	–	1	–	–	–	–	–	–	–
1111	3	3	–	1	3	–	–	3	–	1	–	–	–	–	–	2	–	–
1112	2	1	1	2	1	1	2	1	–	–	–	1	–	–	–	–	–	–
1113	12	13	2	12	13	2	6	5	1	5	5	1	1	3	–	–	–	–
1121	26	16	26	26	13	21	22	10	14	4	3	7	–	–	–	–	3	5
1122	58	58	40	58	48	38	43	36	28	11	11	10	4	1	–	–	10	2
1311	52	60	40	52	48	32	32	35	22	8	10	6	12	3	4	–	12	8
1312	2	4	–	2	4	–	2	2	–	–	1	–	–	1	–	–	–	–
1313	–	–	1	–	–	1	–	–	1	–	–	–	–	–	–	–	–	–
1321	11	27	14	11	11	3	5	3	1	2	1	1	4	7	1	–	16	11
1323	5	4	2	5	3	–	3	3	–	2	–	–	–	–	–	–	1	2
1330	1	1	2	1	1	1	1	1	–	–	–	1	–	–	–	–	–	1
1351	4	3	1	4	1	1	2	1	1	–	–	–	2	–	–	–	2	–
1352	1	1	1	1	1	–	1	1	–	–	–	–	–	–	–	–	–	1
1354	1	1	1	1	1	1	1	1	–	–	–	1	–	–	–	–	–	–
1359	2	–	1	2	–	1	–	–	–	1	–	–	1	–	1	–	–	–
1411	11	11	12	11	11	12	5	7	4	4	3	7	2	1	1	–	–	–
1412	2	3	5	2	3	5	–	1	1	–	–	3	2	2	1	–	–	–
1521	1	–	–	–	–	–	–	–	–	–	–	–	–	–	–	1	–	–
1529	1	–	–	1	–	–	–	–	–	1	–	–	–	–	–	–	–	–
1531	1	2	2	1	2	2	–	–	–	–	1	1	1	1	1	–	–	–
1532	54	79	92	54	18	19	29	7	6	8	1	5	17	10	8	–	61	73
1533	1	–	–	1	–	–	1	–	–	–	–	–	–	–	–	–	–	–
1539	446	220	127	446	215	122	179	123	47	64	28	33	203	64	42	–	5	5
1540	3	–	3	3	–	3	1	–	3	2	–	–	–	–	–	–	–	–
1610	3	–	–	–	–	–	–	–	–	–	–	–	–	–	–	3	–	–
1622	2	2	–	2	2	–	2	1	–	–	–	–	–	1	–	–	–	–
1721	11	3	5	2	–	–	2	–	–	–	–	–	–	–	–	9	3	5
1722	–	3	1	–	–	–	–	–	–	–	–	–	–	–	–	–	3	1
1731	21	15	11	21	15	10	19	13	7	2	2	2	–	–	1	–	–	1
1733	1	–	–	1	–	–	1	–	–	–	–	–	–	–	–	–	–	–
1741	9	7	4	9	7	4	8	4	4	1	1	–	–	2	–	–	–	–
1742	–	1	–	–	1	–	–	1	–	–	–	–	–	–	–	–	–	–
1749	1	1	2	1	1	2	1	1	2	–	–	–	–	–	–	–	–	–
1811	16	6	13	11	3	11	9	3	10	1	–	1	1	–	–	5	3	2

Capítulo 13 - Paraíba

13.1 - Quantidade de acidentes do trabalho, por situação do registro e motivo, segundo a Classificação Nacional de Atividades Econômicas (CNAE), no estado da Paraíba - 2014/2016

(continuação)

CNAE	QUANTIDADE DE ACIDENTES DO TRABALHO																	
	Total			Com CAT Registrada												Sem CAT Registrada		
				Total			Motivo											
							Típico			Trajeto			Doença do Trabalho					
	2014	2015	2016	2014	2015	2016	2014	2015	2016	2014	2015	2016	2014	2015	2016	2014	2015	2016
1812	13	7	4	–	–	–	–	–	–	–	–	–	–	–	–	13	7	4
1813	1	2	3	1	2	3	1	2	1	–	–	2	–	–	–	–	–	–
1821	–	–	1	–	–	1	–	–	–	–	–	1	–	–	–	–	–	–
1822	1	–	2	1	–	2	1	–	–	–	–	2	–	–	–	–	–	–
1910	–	1	–	–	–	–	–	–	–	–	–	–	–	–	–	–	1	–
1921	6	13	18	6	12	15	4	11	11	2	–	3	–	1	1	–	1	3
1931	65	59	66	64	52	61	59	46	55	5	4	6	–	2	–	1	7	5
1932	17	14	3	–	–	–	–	–	–	–	–	–	–	–	–	17	14	3
2014	1	–	–	1	–	–	1	–	–	–	–	–	–	–	–	–	–	–
2029	–	1	–	–	–	–	–	–	–	–	–	–	–	–	–	–	1	–
2040	1	–	–	–	–	–	–	–	–	–	–	–	–	–	–	1	–	–
2061	–	1	–	–	1	–	–	–	–	–	1	–	–	–	–	–	–	–
2062	2	1	1	2	1	1	–	1	1	2	–	–	–	–	–	–	–	–
2063	3	–	–	3	–	–	3	–	–	–	–	–	–	–	–	–	–	–
2071	1	1	–	1	1	–	1	1	–	–	–	–	–	–	–	–	–	–
2073	–	1	–	–	1	–	–	1	–	–	–	–	–	–	–	–	–	–
2091	1	1	–	–	1	–	–	–	–	–	–	–	–	1	–	1	–	–
2099	1	–	–	1	–	–	–	–	–	1	–	–	–	–	–	–	–	–
2121	–	–	5	–	–	5	–	–	2	–	–	–	–	–	3	–	–	–
2212	4	1	–	4	1	–	3	1	–	1	–	–	–	–	–	–	–	–
2219	7	4	4	6	3	3	3	2	1	2	1	2	1	–	–	1	1	1
2221	3	4	–	3	4	–	2	4	–	1	–	–	–	–	–	–	–	–
2222	28	30	49	28	27	44	24	23	34	3	4	10	1	–	–	–	3	5
2223	5	6	4	5	5	3	2	3	2	3	2	1	–	–	–	–	1	1
2229	9	6	15	9	5	14	5	2	8	1	2	5	3	1	1	–	1	1
2311	5	4	4	5	4	3	3	4	2	2	–	1	–	–	–	–	–	1
2319	2	–	–	2	–	–	2	–	–	–	–	–	–	–	–	–	–	–
2320	24	20	22	22	20	22	20	20	19	2	–	3	–	–	–	2	–	–
2330	14	9	10	14	8	9	13	7	4	1	1	5	–	–	–	–	1	1
2342	66	54	68	66	52	66	54	43	54	11	7	9	1	2	3	–	2	2
2349	11	9	6	11	8	6	9	8	5	1	–	1	1	–	–	–	1	–
2391	3	–	2	3	–	2	3	–	1	–	–	–	–	–	1	–	–	–
2392	–	1	–	–	1	–	–	–	–	–	1	–	–	–	–	–	–	–
2399	3	6	2	3	6	2	2	5	2	1	1	–	–	–	–	–	–	–
2441	8	2	1	8	2	1	6	2	1	2	–	–	–	–	–	–	–	–
2452	2	–	–	–	–	–	–	–	–	–	–	–	–	–	–	2	–	–
2511	15	6	1	13	6	1	12	4	1	1	2	–	–	–	–	2	–	–
2512	2	1	2	2	1	2	1	1	2	1	–	–	–	–	–	–	–	–
2521	1	–	–	–	–	–	–	–	–	–	–	–	–	–	–	1	–	–
2522	1	–	–	–	–	–	–	–	–	–	–	–	–	–	–	1	–	–
2532	4	14	4	4	13	3	1	10	2	1	2	1	2	1	–	–	1	1
2539	1	–	3	1	–	3	–	–	–	1	–	3	–	–	–	–	–	–
2542	3	1	9	3	1	9	3	1	4	–	–	5	–	–	–	–	–	–
2593	4	1	1	4	1	1	3	1	1	1	–	–	–	–	–	–	–	–
2599	–	–	1	–	–	1	–	–	1	–	–	–	–	–	–	–	–	–
2610	–	1	–	–	1	–	–	–	–	–	1	–	–	–	–	–	–	–
2621	9	–	–	9	–	–	4	–	–	5	–	–	–	–	–	–	–	–
2670	–	1	1	–	1	–	–	1	–	–	–	–	–	–	–	–	–	1
2710	–	–	1	–	–	1	–	–	–	–	–	1	–	–	–	–	–	–
2722	1	–	–	–	–	–	–	–	–	–	–	–	–	–	–	1	–	–
2732	–	–	1	–	–	1	–	–	–	–	–	–	–	–	1	–	–	–
2751	–	1	–	–	–	–	–	–	–	–	–	–	–	–	–	–	1	–
2790	–	1	–	–	1	–	–	–	–	–	1	–	–	–	–	–	–	–
2812	1	–	–	1	–	–	1	–	–	–	–	–	–	–	–	–	–	–
2813	–	–	1	–	–	1	–	–	–	–	–	1	–	–	–	–	–	–
2823	2	–	–	2	–	–	2	–	–	–	–	–	–	–	–	–	–	–
2829	1	2	1	1	2	–	–	–	–	1	1	–	–	1	–	–	–	1
2833	–	2	–	–	1	–	–	1	–	–	–	–	–	–	–	–	1	–
2862	1	–	–	1	–	–	1	–	–	–	–	–	–	–	–	–	–	–
2869	2	1	–	2	1	–	2	–	–	–	1	–	–	–	–	–	–	–
2910	–	–	1	–	–	–	–	–	–	–	–	–	–	–	–	–	–	1
2920	–	1	–	–	–	–	–	–	–	–	–	–	–	–	–	–	1	–
2930	1	1	–	1	1	–	–	1	–	1	–	–	–	–	–	–	–	–
2949	–	–	1	–	–	–	–	–	–	–	–	–	–	–	–	–	–	1
2950	1	–	–	1	–	–	–	–	–	1	–	–	–	–	–	–	–	–
3012	1	–	–	1	–	–	1	–	–	–	–	–	–	–	–	–	–	–
3101	3	5	3	3	4	3	1	2	3	2	2	–	–	–	–	–	1	–
3102	5	2	–	5	2	–	4	2	–	1	–	–	–	–	–	–	–	–
3103	4	3	–	4	3	–	2	3	–	1	–	–	1	–	–	–	–	–
3104	6	8	7	6	6	6	6	4	3	–	2	3	–	–	–	–	2	1
3212	1	–	–	1	–	–	1	–	–	–	–	–	–	–	–	–	–	–
3220	2	1	1	2	1	1	–	–	–	–	–	–	2	1	1	–	–	–
3230	2	17	17	–	–	–	–	–	–	–	–	–	–	–	–	2	17	17
3250	2	–	–	2	–	–	–	–	–	1	–	–	1	–	–	–	–	–
3292	–	–	1	–	–	1	–	–	1	–	–	–	–	–	–	–	–	–
3299	–	2	1	–	2	1	–	2	1	–	–	–	–	–	–	–	–	–
3313	–	4	1	–	4	–	–	2	–	–	2	–	–	–	–	–	–	1
3314	2	2	1	2	1	1	2	1	–	–	–	–	–	–	1	–	1	–
3329	1	1	4	1	1	4	–	1	2	1	–	2	–	–	–	–	–	–
3511	15	9	7	11	8	7	10	6	5	1	2	2	–	–	–	4	1	–
3512	–	3	1	–	3	1	–	2	–	–	1	1	–	–	–	–	–	–
3514	83	77	69	83	77	68	59	62	54	20	15	14	4	–	–	–	–	1

Capítulo 13 - Paraíba

13.1 - Quantidade de acidentes do trabalho, por situação do registro e motivo, segundo a Classificação Nacional de Atividades Econômicas (CNAE), no estado da Paraíba - 2014/2016

(continuação)

CNAE	QUANTIDADE DE ACIDENTES DO TRABALHO																	
	Total			Com CAT Registrada												Sem CAT Registrada		
				Total			Motivo											
							Típico			Trajeto			Doença do Trabalho					
	2014	2015	2016	2014	2015	2016	2014	2015	2016	2014	2015	2016	2014	2015	2016	2014	2015	2016
3520	2	–	2	2	–	2	1	–	–	1	–	1	–	–	1	–	–	–
3600	31	31	35	31	31	33	20	29	19	11	2	14	–	–	–	–	–	2
3811	33	39	32	33	27	28	28	24	23	4	3	4	1	–	1	–	12	4
3812	2	–	–	2	–	–	2	–	–	–	–	–	–	–	–	–	–	–
3832	2	1	–	2	1	–	2	1	–	–	–	–	–	–	–	–	–	–
3839	4	–	1	4	–	1	3	–	–	–	–	–	1	–	1	–	–	–
4110	53	58	54	53	53	52	35	39	42	16	13	9	2	1	1	–	5	2
4120	244	194	158	242	175	139	176	132	105	61	42	29	5	1	5	2	19	19
4211	17	8	6	17	7	3	15	5	3	2	2	–	–	–	–	–	1	3
4212	–	–	1	–	–	–	–	–	–	–	–	–	–	–	–	–	–	1
4213	2	8	9	2	7	4	1	6	4	1	1	–	–	–	–	–	1	5
4221	56	44	28	17	16	12	14	10	7	1	6	5	2	–	–	39	28	16
4222	7	12	9	7	10	8	7	6	4	–	4	1	–	–	3	–	2	1
4291	3	1	–	3	1	–	3	1	–	–	–	–	–	–	–	–	–	–
4292	3	6	2	3	5	1	2	5	1	1	–	–	–	–	–	–	1	1
4299	31	30	21	31	26	13	25	24	11	5	2	1	1	–	1	–	4	8
4311	–	1	3	–	1	3	–	–	2	–	1	–	–	–	1	–	–	–
4313	6	10	4	6	8	4	5	6	4	1	1	–	–	1	–	–	2	–
4321	21	23	14	21	23	12	15	20	6	4	3	6	2	–	–	–	–	2
4322	1	8	4	1	6	4	1	6	1	–	–	3	–	–	–	–	2	–
4329	2	3	2	2	3	2	2	2	2	–	1	–	–	–	–	–	–	–
4330	5	2	2	5	2	2	2	2	2	2	–	–	1	–	–	–	–	–
4391	1	1	2	1	1	2	1	1	2	–	–	–	–	–	–	–	–	–
4399	5	3	4	5	3	3	3	3	3	1	–	–	1	–	–	–	–	1
4511	40	21	17	40	19	17	14	7	9	24	12	8	2	–	–	–	2	–
4512	–	1	–	–	–	–	–	–	–	–	–	–	–	–	–	–	1	–
4520	6	5	8	6	5	8	–	2	5	6	3	3	–	–	–	–	–	–
4530	14	19	12	14	18	12	6	12	7	8	6	4	–	–	1	–	1	–
4541	2	3	6	2	3	6	–	1	2	2	2	3	–	–	1	–	–	–
4613	–	1	–	–	1	–	–	–	–	–	1	–	–	–	–	–	–	–
4617	–	1	–	–	–	–	–	–	–	–	–	–	–	–	–	–	1	–
4619	–	–	1	–	–	1	–	–	–	–	–	1	–	–	–	–	–	–
4623	–	1	–	–	1	–	–	1	–	–	–	–	–	–	–	–	–	–
4631	1	1	–	1	1	–	–	–	–	1	1	–	–	–	–	–	–	–
4632	2	3	2	2	3	2	1	1	2	–	2	–	1	–	–	–	–	–
4634	4	2	8	4	2	8	2	–	4	2	1	4	–	1	–	–	–	–
4635	13	28	27	13	25	23	6	12	13	6	11	9	1	2	1	–	3	4
4637	4	–	3	4	–	3	1	–	–	3	–	3	–	–	–	–	–	–
4639	17	32	27	17	29	25	8	20	11	8	9	14	1	–	–	–	3	2
4641	1	–	1	1	–	1	–	–	–	1	–	1	–	–	–	–	–	–
4642	1	–	–	1	–	–	1	–	–	–	–	–	–	–	–	–	–	–
4643	–	1	1	–	1	1	–	1	–	–	–	–	–	–	1	–	–	–
4644	3	3	3	3	2	3	–	1	2	1	1	1	2	–	–	–	1	–
4645	1	2	2	1	2	2	–	1	2	1	1	–	–	–	–	–	–	–
4646	1	2	3	1	2	3	–	–	–	1	–	2	–	2	1	–	–	–
4647	1	–	1	1	–	1	–	–	1	1	–	–	–	–	–	–	–	–
4649	6	9	16	6	9	13	3	6	8	2	3	5	1	–	–	–	–	3
4651	–	–	1	–	–	1	–	–	1	–	–	–	–	–	–	–	–	–
4652	1	2	–	1	2	–	–	1	–	1	1	–	–	–	–	–	–	–
4661	–	–	2	–	–	2	–	–	1	–	–	1	–	–	–	–	–	–
4663	1	–	1	1	–	1	1	–	–	–	–	1	–	–	–	–	–	–
4669	2	1	–	2	1	–	1	1	–	1	–	–	–	–	–	–	–	–
4671	2	2	–	2	1	–	2	1	–	–	–	–	–	–	–	–	1	–
4672	7	8	7	7	8	7	6	5	5	1	3	2	–	–	–	–	–	–
4674	1	3	1	1	3	1	1	3	–	–	–	1	–	–	–	–	–	–
4679	3	6	6	3	6	6	1	4	4	2	2	1	–	–	1	–	–	–
4681	3	–	2	3	–	2	1	–	–	2	–	2	–	–	–	–	–	–
4682	–	–	2	–	–	2	–	–	2	–	–	–	–	–	–	–	–	–
4684	1	–	2	1	–	2	1	–	2	–	–	–	–	–	–	–	–	–
4685	2	–	1	2	–	1	2	–	1	–	–	–	–	–	–	–	–	–
4687	3	1	1	3	1	1	1	1	1	2	–	–	–	–	–	–	–	–
4689	4	–	2	4	–	2	3	–	2	1	–	–	–	–	–	–	–	–
4691	12	7	14	12	6	14	7	3	8	4	2	6	1	1	–	–	1	–
4693	12	14	16	12	14	13	5	3	8	6	9	4	1	2	1	–	–	3
4711	117	131	106	117	112	91	81	75	57	29	28	27	7	9	7	–	19	15
4712	9	12	14	9	12	14	6	4	6	3	7	7	–	1	1	–	–	–
4713	14	13	18	14	12	18	5	6	7	8	5	11	1	1	–	–	1	–
4721	1	–	3	1	–	3	1	–	1	–	–	2	–	–	–	–	–	–
4722	2	5	3	2	5	3	2	3	2	–	2	1	–	–	–	–	–	–
4723	1	3	–	1	3	–	1	1	–	–	2	–	–	–	–	–	–	–
4724	1	2	1	1	1	1	–	1	–	1	–	1	–	–	–	–	1	–
4729	2	–	4	2	–	4	1	–	3	1	–	1	–	–	–	–	–	–
4731	13	12	10	13	12	10	4	7	3	9	5	7	–	–	–	–	–	–
4741	–	1	–	–	1	–	–	–	–	–	1	–	–	–	–	–	–	–
4742	1	1	–	1	1	–	–	1	–	1	–	–	–	–	–	–	–	–
4743	4	1	2	4	1	2	2	1	1	1	–	1	1	–	–	–	–	–
4744	22	31	26	22	29	26	7	19	20	11	8	5	4	2	1	–	2	–
4751	–	–	1	–	–	1	–	–	–	–	–	–	–	–	1	–	–	–
4752	5	5	6	5	4	6	2	2	3	1	2	2	2	–	1	–	1	–
4753	8	6	5	8	6	5	6	2	2	2	3	3	–	1	–	–	–	–
4754	16	11	8	16	10	8	6	5	3	10	5	5	–	–	–	–	1	–
4755	–	1	2	–	1	2	–	1	1	–	–	1	–	–	–	–	–	–

Capítulo 13 - Paraíba

13.1 - Quantidade de acidentes do trabalho, por situação do registro e motivo, segundo a Classificação Nacional de Atividades Econômicas (CNAE), no estado da Paraíba - 2014/2016

(continuação)

CNAE	QUANTIDADE DE ACIDENTES DO TRABALHO																	
	Total			Com CAT Registrada												Sem CAT Registrada		
				Total			Motivo											
							Típico			Trajeto			Doença do Trabalho					
	2014	2015	2016	2014	2015	2016	2014	2015	2016	2014	2015	2016	2014	2015	2016	2014	2015	2016
4757	1	–	–	1	–	–	1	–	–	–	–	–	–	–	–	–	–	–
4759	4	2	2	4	2	2	3	–	1	1	2	–	–	–	1	–	–	–
4761	6	2	3	6	2	3	3	1	1	3	1	1	–	–	1	–	–	–
4763	1	2	1	1	1	–	1	1	–	–	–	–	–	–	–	–	1	1
4771	8	14	15	8	13	15	3	2	7	5	11	8	–	–	–	–	1	–
4772	6	2	3	6	2	3	2	–	–	4	2	3	–	–	–	–	–	–
4774	2	4	–	2	4	–	–	1	–	2	3	–	–	–	–	–	–	–
4781	15	13	9	15	12	9	5	4	2	9	4	7	1	4	–	–	1	–
4782	8	24	18	8	24	18	3	14	4	4	8	14	1	2	–	–	–	–
4783	2	2	1	2	2	1	–	1	–	2	1	1	–	–	–	–	–	–
4784	8	8	4	8	7	4	4	3	1	4	4	3	–	–	–	–	1	–
4789	8	4	2	8	4	2	4	1	–	3	3	1	1	–	1	–	–	–
4911	–	–	1	–	–	1	–	–	1	–	–	–	–	–	–	–	–	–
4912	6	10	14	6	10	14	6	9	14	–	1	–	–	–	–	–	–	–
4921	27	34	33	27	23	24	12	11	8	12	9	12	3	3	4	–	11	9
4922	3	4	5	3	3	2	1	–	–	2	3	2	–	–	–	–	1	3
4923	1	–	–	1	–	–	1	–	–	–	–	–	–	–	–	–	–	–
4929	–	2	1	–	2	1	–	1	1	–	1	–	–	–	–	–	–	–
4930	36	25	37	36	21	33	23	12	16	11	7	15	2	2	2	–	4	4
4940	2	–	–	2	–	–	2	–	–	–	–	–	–	–	–	–	–	–
5011	–	2	2	–	–	1	–	–	1	–	–	–	–	–	–	–	2	1
5021	–	1	–	–	–	–	–	–	–	–	–	–	–	–	–	–	1	–
5030	–	4	6	–	–	1	–	–	1	–	–	–	–	–	–	–	4	5
5111	12	13	11	4	8	10	1	1	6	3	7	4	–	–	–	8	5	1
5112	1	–	–	–	–	–	–	–	–	–	–	–	–	–	–	1	–	–
5211	5	3	3	5	2	1	3	1	–	2	1	1	–	–	–	–	1	2
5212	7	5	5	1	2	2	1	1	1	–	1	1	–	–	–	6	3	3
5222	1	2	1	1	2	1	–	1	–	1	1	1	–	–	–	–	–	–
5229	1	3	1	1	2	1	1	–	–	–	2	–	–	–	1	–	1	–
5231	–	1	–	–	–	–	–	–	–	–	–	–	–	–	–	–	1	–
5239	–	1	–	–	1	–	–	–	–	–	1	–	–	–	–	–	–	–
5240	4	4	7	4	4	6	2	3	5	2	1	–	–	–	1	–	–	1
5250	3	3	1	3	3	1	3	2	–	–	1	1	–	–	–	–	–	–
5310	138	228	236	138	198	198	121	173	181	8	8	4	9	17	13	–	30	38
5320	5	7	5	5	7	4	1	3	1	4	3	3	–	1	–	–	–	1
5510	15	21	24	15	18	22	14	11	8	1	6	13	–	1	1	–	3	2
5590	–	–	1	–	–	1	–	–	–	–	–	1	–	–	–	–	–	–
5611	26	39	53	26	38	49	9	14	22	17	24	26	–	–	1	–	1	4
5612	–	1	–	–	1	–	–	–	–	–	1	–	–	–	–	–	–	–
5620	13	5	6	13	4	5	9	3	3	3	–	2	1	1	–	–	1	1
5811	–	1	1	–	1	1	–	1	1	–	–	–	–	–	–	–	–	–
5822	4	3	5	4	3	5	1	–	3	3	3	2	–	–	–	–	–	–
5829	–	–	1	–	–	1	–	–	1	–	–	–	–	–	–	–	–	–
5911	1	–	1	1	–	1	1	–	1	–	–	–	–	–	–	–	–	–
5914	3	–	–	3	–	–	3	–	–	–	–	–	–	–	–	–	–	–
6010	3	1	–	2	–	–	2	–	–	–	–	–	–	–	–	1	1	–
6021	1	3	2	–	–	2	–	–	–	–	–	2	–	–	–	1	3	–
6110	15	15	10	15	15	10	13	13	7	1	2	3	1	–	–	–	–	–
6120	1	7	7	1	7	6	–	3	5	1	4	1	–	–	–	–	–	1
6141	1	2	–	1	2	–	–	1	–	1	1	–	–	–	–	–	–	–
6190	–	–	1	–	–	1	–	–	1	–	–	–	–	–	–	–	–	–
6201	10	7	3	1	1	1	–	–	1	1	1	–	–	–	–	9	6	2
6202	–	1	–	–	1	–	–	–	–	–	1	–	–	–	–	–	–	–
6203	–	–	1	–	–	1	–	–	–	–	–	1	–	–	–	–	–	–
6209	1	–	2	1	–	2	1	–	–	–	–	1	–	–	1	–	–	–
6399	–	–	1	–	–	1	–	–	1	–	–	–	–	–	–	–	–	–
6421	10	19	6	10	16	6	5	12	3	–	–	1	5	4	2	–	3	–
6422	32	39	37	32	28	30	16	9	10	–	2	1	16	17	19	–	11	7
6423	3	5	–	3	5	–	1	–	–	–	2	–	2	3	–	–	–	–
6424	1	3	–	1	3	–	–	–	–	1	3	–	–	–	–	–	–	–
6436	1	–	–	1	–	–	1	–	–	–	–	–	–	–	–	–	–	–
6463	1	–	–	1	–	–	–	–	–	1	–	–	–	–	–	–	–	–
6511	–	1	1	–	1	1	–	–	1	–	1	–	–	–	–	–	–	–
6512	1	1	1	1	1	–	1	–	–	–	–	–	–	1	–	–	–	1
6550	1	9	6	1	8	6	–	3	2	1	3	2	–	2	2	–	1	–
6619	1	–	2	1	–	2	1	–	–	–	–	2	–	–	–	–	–	–
6622	–	1	–	–	1	–	–	1	–	–	–	–	–	–	–	–	–	–
6630	2	4	4	1	–	–	1	–	–	–	–	–	–	–	–	1	4	4
6810	1	3	4	1	3	4	–	2	1	–	1	3	1	–	–	–	–	–
6821	–	2	1	–	2	1	–	1	–	–	–	1	–	1	–	–	–	–
6822	–	2	4	–	2	4	–	2	2	–	–	2	–	–	–	–	–	–
6911	2	–	–	2	–	–	–	–	–	2	–	–	–	–	–	–	–	–
6920	2	3	1	2	3	1	–	1	–	1	2	1	1	–	–	–	–	–
7020	–	1	1	–	–	1	–	–	–	–	–	–	–	–	1	–	1	–
7112	5	11	10	5	11	10	5	5	9	–	5	1	–	1	–	–	–	–
7119	–	–	1	–	–	1	–	–	1	–	–	–	–	–	–	–	–	–
7120	–	1	–	–	1	–	–	1	–	–	–	–	–	–	–	–	–	–
7210	1	2	2	1	2	2	1	1	2	–	1	–	–	–	–	–	–	–
7311	2	–	–	1	–	–	1	–	–	–	–	–	–	–	–	1	–	–
7319	4	4	5	4	2	4	1	1	2	3	1	2	–	–	–	–	2	1
7420	1	–	1	1	–	1	–	–	–	1	–	1	–	–	–	–	–	–
7490	8	8	5	8	7	4	5	1	–	3	6	4	–	–	–	–	1	1

Capítulo 13 - Paraíba

13.1 - Quantidade de acidentes do trabalho, por situação do registro e motivo, segundo a Classificação Nacional de Atividades Econômicas (CNAE), no estado da Paraíba - 2014/2016

(conclusão)

CNAE	QUANTIDADE DE ACIDENTES DO TRABALHO																	
	Total			Com CAT Registrada												Sem CAT Registrada		
				Total			Motivo											
							Típico			Trajeto			Doença do Trabalho					
	2014	2015	2016	2014	2015	2016	2014	2015	2016	2014	2015	2016	2014	2015	2016	2014	2015	2016
7711	2	2	1	2	2	1	2	2	–	–	–	1	–	–	–	–	–	–
7719	–	2	–	–	1	–	–	–	–	–	1	–	–	–	–	–	1	–
7722	1	–	–	1	–	–	1	–	–	–	–	–	–	–	–	–	–	–
7731	–	–	1	–	–	1	–	–	1	–	–	–	–	–	–	–	–	–
7732	10	2	3	10	2	3	9	1	2	–	1	1	1	–	–	–	–	–
7733	1	3	1	1	2	1	–	–	–	1	2	1	–	–	–	–	1	–
7739	2	2	3	2	1	3	1	1	3	1	–	–	–	–	–	–	1	–
7810	2	1	5	2	1	4	–	–	2	2	1	1	–	–	1	–	–	1
7820	16	17	8	16	14	7	2	5	2	13	9	5	1	–	–	–	3	1
7830	2	3	5	2	1	4	1	1	1	1	–	2	–	–	1	–	2	1
7911	2	–	2	2	–	2	–	–	–	2	–	2	–	–	–	–	–	–
8011	17	37	30	17	33	22	7	8	3	10	23	19	–	2	–	–	4	8
8012	40	23	35	38	19	32	16	9	13	21	9	19	1	1	–	2	4	3
8020	2	8	5	2	6	4	1	1	4	1	5	–	–	–	–	–	2	1
8030	3	1	–	–	–	–	–	–	–	–	–	–	–	–	–	3	1	–
8111	1	3	7	1	3	7	–	–	2	1	3	4	–	–	1	–	–	–
8112	12	22	31	12	22	29	7	13	20	5	8	8	–	1	1	–	–	2
8121	11	5	6	11	5	4	6	1	2	2	4	2	3	–	–	–	–	2
8122	1	5	2	–	3	2	–	1	1	–	2	1	–	–	–	1	2	–
8129	–	1	1	–	1	1	–	–	1	–	1	–	–	–	–	–	–	–
8130	3	1	–	–	–	–	–	–	–	–	–	–	–	–	–	3	1	–
8211	2	3	6	2	3	6	2	1	3	–	2	1	–	–	2	–	–	–
8219	–	–	1	–	–	1	–	–	–	–	–	1	–	–	–	–	–	–
8220	87	142	150	87	85	109	26	18	33	16	46	66	45	21	10	–	57	41
8230	1	2	2	1	2	2	1	1	–	–	1	1	–	–	1	–	–	–
8291	2	–	–	2	–	–	–	–	–	1	–	–	1	–	–	–	–	–
8299	5	1	5	5	1	4	5	1	3	–	–	1	–	–	–	–	–	1
8411	15	23	18	15	19	13	10	12	5	4	4	6	1	3	2	–	4	5
8423	1	–	–	1	–	–	–	–	–	–	–	–	1	–	–	–	–	–
8424	1	–	1	1	–	1	1	–	1	–	–	–	–	–	–	–	–	–
8430	–	1	–	–	1	–	–	–	–	–	–	–	–	1	–	–	–	–
8511	39	47	40	2	1	1	1	1	–	1	–	1	–	–	–	37	46	39
8512	4	7	1	1	6	1	–	3	–	1	3	1	–	–	–	3	1	–
8513	4	7	7	3	5	7	1	3	4	2	2	3	–	–	–	1	2	–
8520	3	4	4	3	3	4	2	3	2	1	–	2	–	–	–	–	1	–
8531	10	11	12	7	4	10	3	3	7	4	1	3	–	–	–	3	7	2
8532	8	3	4	7	3	4	3	2	4	4	1	–	–	–	–	1	–	–
8541	1	–	–	1	–	–	1	–	–	–	–	–	–	–	–	–	–	–
8593	3	1	2	3	1	2	–	–	–	3	–	2	–	1	–	–	–	–
8599	14	21	12	14	20	11	6	12	5	7	7	4	1	1	2	–	1	1
8610	131	96	104	131	89	92	89	61	62	41	25	29	1	3	1	–	7	12
8622	–	–	1	–	–	1	–	–	1	–	–	–	–	–	–	–	–	–
8630	3	–	6	3	–	6	1	–	2	1	–	4	1	–	–	–	–	–
8640	7	6	18	7	6	18	5	4	7	2	1	11	–	1	–	–	–	–
8650	1	–	–	1	–	–	–	–	–	–	–	–	1	–	–	–	–	–
8660	–	25	38	–	19	37	–	19	33	–	–	4	–	–	–	–	6	1
8690	1	–	1	1	–	1	–	–	1	1	–	–	–	–	–	–	–	–
8711	–	–	1	–	–	1	–	–	–	–	–	1	–	–	–	–	–	–
8720	–	1	–	–	1	–	–	1	–	–	–	–	–	–	–	–	–	–
8730	–	1	–	–	1	–	–	1	–	–	–	–	–	–	–	–	–	–
8800	5	–	5	5	–	5	4	–	5	1	–	–	–	–	–	–	–	–
9001	1	–	2	1	–	2	–	–	2	1	–	–	–	–	–	–	–	–
9312	9	4	3	9	3	3	8	2	2	1	–	1	–	1	–	–	1	–
9319	2	–	–	2	–	–	2	–	–	–	–	–	–	–	–	–	–	–
9321	–	2	–	–	2	–	–	2	–	–	–	–	–	–	–	–	–	–
9412	3	3	3	3	3	3	2	3	3	–	–	–	1	–	–	–	–	–
9430	5	8	3	5	8	3	4	–	1	–	6	2	1	2	–	–	–	–
9491	6	5	9	6	5	9	2	2	6	4	3	3	–	–	–	–	–	–
9499	18	30	30	18	29	28	9	21	17	9	7	10	–	1	1	–	1	2
9511	3	3	3	3	3	2	–	1	–	3	1	2	–	1	–	–	–	1
9512	–	–	3	–	–	3	–	–	3	–	–	–	–	–	–	–	–	–
9521	3	3	3	3	3	3	1	–	–	2	3	3	–	–	–	–	–	–
9529	3	–	–	3	–	–	2	–	–	1	–	–	–	–	–	–	–	–
9601	5	2	–	5	2	–	4	–	–	1	2	–	–	–	–	–	–	–
9602	–	2	5	–	2	5	–	2	1	–	–	3	–	–	1	–	–	–
9603	7	3	5	7	3	5	3	1	2	4	2	3	–	–	–	–	–	–
9609	–	–	1	–	–	1	–	–	–	–	–	1	–	–	–	–	–	–
Ignorado	1.879	858	850	13	7	17	10	6	10	2	1	7	1	–	–	1.866	851	833

Fonte: DATAPREV, CAT, SUB.
Nota: Os dados são preliminares, estando sujeitos a correções.

Capítulo 13 - Paraíba

13.2 - Quantidade de acidentes do trabalho, por situação do registro e motivo, segundo os grupos de idade e sexo, no estado da Paraíba - 2014/2016

GRUPOS DE IDADE E SEXO	QUANTIDADE DE ACIDENTES DO TRABALHO																	
	Total			Com CAT Registrada												Sem CAT Registrada		
				Total			Motivo											
							Típico			Trajeto			Doença do Trabalho					
	2014	2015	2016	2014	2015	2016	2014	2015	2016	2014	2015	2016	2014	2015	2016	2014	2015	2016
TOTAL	**5.460**	**4.295**	**4.063**	**3.380**	**2.848**	**2.728**	**2.112**	**1.885**	**1.695**	**851**	**728**	**840**	**417**	**235**	**193**	**2.080**	**1.447**	**1.335**
Masculino	**4.156**	**3.285**	**3.089**	**2.745**	**2.287**	**2.164**	**1.802**	**1.581**	**1.407**	**672**	**565**	**624**	**271**	**141**	**133**	**1.411**	**998**	**925**
Feminino	**1.304**	**1.010**	**974**	**635**	**561**	**564**	**310**	**304**	**288**	**179**	**163**	**216**	**146**	**94**	**60**	**669**	**449**	**410**
Ignorado	**–**	**–**	**–**	**–**	**–**	**–**	**–**	**–**	**–**	**–**	**–**	**–**	**–**	**–**	**–**	**–**	**–**	**–**
Até 19 anos	104	88	53	79	74	40	51	47	20	23	27	20	5	–	–	25	14	13
Masculino	89	72	42	68	58	30	48	38	16	16	20	14	4	–	–	21	14	12
Feminino	15	16	11	11	16	10	3	9	4	7	7	6	1	–	–	4	–	1
Ignorado	–	–	–	–	–	–	–	–	–	–	–	–	–	–	–	–	–	–
20 a 24 anos	811	608	531	609	469	426	384	290	237	149	151	168	76	28	21	202	139	105
Masculino	672	505	438	532	397	350	342	259	208	126	118	124	64	20	18	140	108	88
Feminino	139	103	93	77	72	76	42	31	29	23	33	44	12	8	3	62	31	17
Ignorado	–	–	–	–	–	–	–	–	–	–	–	–	–	–	–	–	–	–
25 a 29 anos	1.038	769	686	717	565	498	395	335	267	220	189	201	102	41	30	321	204	188
Masculino	800	590	516	580	456	392	345	284	214	165	142	155	70	30	23	220	134	124
Feminino	238	179	170	137	109	106	50	51	53	55	47	46	32	11	7	101	70	64
Ignorado	–	–	–	–	–	–	–	–	–	–	–	–	–	–	–	–	–	–
30 a 34 anos	976	812	741	637	551	540	409	366	330	147	138	166	81	47	44	339	261	201
Masculino	721	600	553	508	432	418	340	306	269	118	98	122	50	28	27	213	168	135
Feminino	255	212	188	129	119	122	69	60	61	29	40	44	31	19	17	126	93	66
Ignorado	–	–	–	–	–	–	–	–	–	–	–	–	–	–	–	–	–	–
35 a 39 anos	785	638	638	477	427	407	297	288	260	114	97	116	66	42	31	308	211	231
Masculino	574	475	480	374	332	325	246	231	215	92	81	87	36	20	23	200	143	155
Feminino	211	163	158	103	95	82	51	57	45	22	16	29	30	22	8	108	68	76
Ignorado	–	–	–	–	–	–	–	–	–	–	–	–	–	–	–	–	–	–
40 a 44 anos	615	452	488	345	271	289	220	200	197	90	47	70	35	24	22	270	181	199
Masculino	446	328	363	271	206	225	184	161	167	68	36	49	19	9	9	175	122	138
Feminino	169	124	125	74	65	64	36	39	30	22	11	21	16	15	13	95	59	61
Ignorado	–	–	–	–	–	–	–	–	–	–	–	–	–	–	–	–	–	–
45 a 49 anos	454	374	374	203	200	232	133	146	166	46	29	49	24	25	17	251	174	142
Masculino	327	285	271	162	170	178	110	129	137	38	25	31	14	16	10	165	115	93
Feminino	127	89	103	41	30	54	23	17	29	8	4	18	10	9	7	86	59	49
Ignorado	–	–	–	–	–	–	–	–	–	–	–	–	–	–	–	–	–	–
50 a 54 anos	392	307	294	186	159	150	124	111	105	42	26	26	20	22	19	206	148	144
Masculino	281	224	217	143	127	119	103	93	85	31	21	20	9	13	14	138	97	98
Feminino	111	83	77	43	32	31	21	18	20	11	5	6	11	9	5	68	51	46
Ignorado	–	–	–	–	–	–	–	–	–	–	–	–	–	–	–	–	–	–
55 a 59 anos	197	173	189	79	92	99	63	72	79	10	16	15	6	4	5	118	81	90
Masculino	165	140	154	62	75	87	51	55	68	8	16	14	3	4	5	103	65	67
Feminino	32	33	35	17	17	12	12	17	11	2	–	1	3	–	–	15	16	23
Ignorado	–	–	–	–	–	–	–	–	–	–	–	–	–	–	–	–	–	–
60 a 64 anos	74	63	63	37	31	42	28	23	31	7	6	7	2	2	4	37	32	21
Masculino	69	56	51	34	26	37	25	19	26	7	6	7	2	1	4	35	30	14
Feminino	5	7	12	3	5	5	3	4	5	–	–	–	–	1	–	2	2	7
Ignorado	–	–	–	–	–	–	–	–	–	–	–	–	–	–	–	–	–	–
65 a 69 anos	11	7	5	8	7	4	7	6	3	1	1	1	–	–	–	3	–	1
Masculino	9	7	3	8	7	2	7	6	2	1	1	–	–	–	–	1	–	1
Feminino	2	–	2	–	–	2	–	–	1	–	–	1	–	–	–	2	–	–
Ignorado	–	–	–	–	–	–	–	–	–	–	–	–	–	–	–	–	–	–
70 anos e mais	3	4	1	3	2	1	1	1	–	2	1	1	–	–	–	–	2	–
Masculino	3	3	1	3	1	1	1	–	–	2	1	1	–	–	–	–	2	–
Feminino	–	1	–	–	1	–	–	1	–	–	–	–	–	–	–	–	–	–
Ignorado	–	–	–	–	–	–	–	–	–	–	–	–	–	–	–	–	–	–
Ignorada	–	–	–	–	–	–	–	–	–	–	–	–	–	–	–	–	–	–
Masculino	–	–	–	–	–	–	–	–	–	–	–	–	–	–	–	–	–	–
Feminino	–	–	–	–	–	–	–	–	–	–	–	–	–	–	–	–	–	–
Ignorado	–	–	–	–	–	–	–	–	–	–	–	–	–	–	–	–	–	–

Fonte: DATAPREV, CAT, SUB.
Nota: Os dados são preliminares, estando sujeitos a correções.

Capítulo 13 - Paraíba

13.3 - Quantidade mensal de acidentes do trabalho, por situação do registro e motivo, no estado da Paraíba - 2014/2016

MESES	QUANTIDADE DE ACIDENTES DO TRABALHO																	
	Total			Com CAT Registrada												Sem CAT Registrada		
				Total			Motivo											
							Típico			Trajeto			Doença do Trabalho					
	2014	2015	2016	2014	2015	2016	2014	2015	2016	2014	2015	2016	2014	2015	2016	2014	2015	2016
TOTAL	**5.460**	**4.295**	**4.063**	**3.380**	**2.848**	**2.728**	**2.112**	**1.885**	**1.695**	**851**	**728**	**840**	**417**	**235**	**193**	**2.080**	**1.447**	**1.335**
Janeiro	493	414	355	317	251	230	188	160	149	87	62	62	42	29	19	176	163	125
Fevereiro	505	398	325	311	261	221	196	178	133	64	64	65	51	19	23	194	137	104
Março	463	372	390	274	260	254	165	178	151	74	57	74	35	25	29	189	112	136
Abril	427	382	364	269	247	237	155	160	147	72	60	66	42	27	24	158	135	127
Maio	520	360	338	311	243	222	182	160	133	77	64	72	52	19	17	209	117	116
Junho	390	331	350	238	212	242	149	129	148	60	65	77	29	18	17	152	119	108
Julho	459	366	328	286	242	233	187	167	150	81	59	69	18	16	14	173	124	95
Agosto	456	363	370	277	243	258	165	164	158	82	58	90	30	21	10	179	120	112
Setembro	466	327	336	285	226	218	183	144	135	64	61	71	38	21	12	181	101	118
Outubro	510	343	288	308	226	196	206	146	123	72	66	65	30	14	8	202	117	92
Novembro	394	330	330	260	216	220	179	141	150	56	57	58	25	18	12	134	114	110
Dezembro	377	309	289	244	221	197	157	158	118	62	55	71	25	8	8	133	88	92

Fonte: DATAPREV, CAT, SUB.
Nota: Os dados são preliminares, estando sujeitos a correções.

DISTRIBUIÇÃO DE ACIDENTES DO TRABALHO, POR MOTIVO, NO ESTADO DA PARAÍBA - 2016

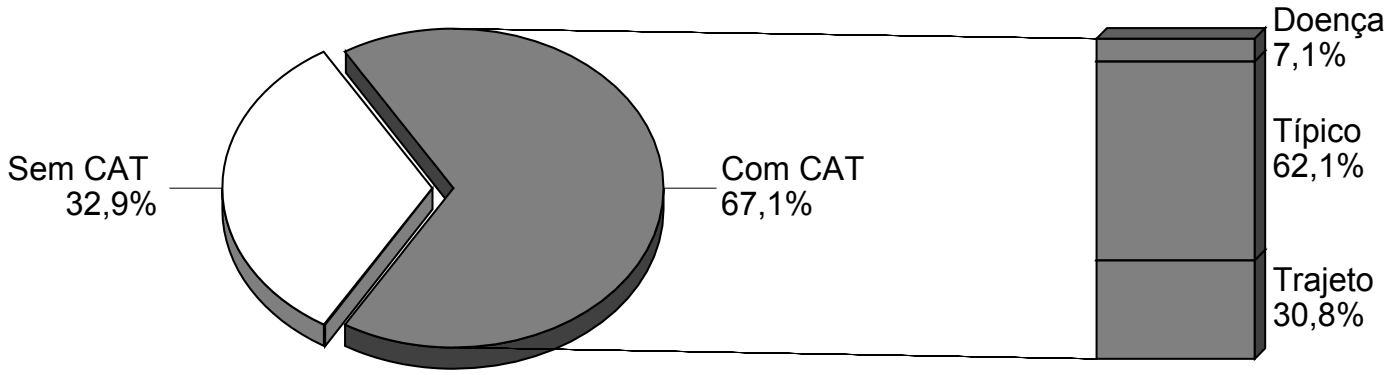

Fonte: DATAPREV, CAT, SUB.

Capítulo 14 - Pernambuco

14.1 - Quantidade de acidentes do trabalho, por situação do registro e motivo, segundo a Classificação Nacional de Atividades Econômicas (CNAE), no estado de Pernambuco - 2014/2016

(continua)

CNAE	QUANTIDADE DE ACIDENTES DO TRABALHO																	
	Total			Com CAT Registrada												Sem CAT Registrada		
				Total			Motivo											
							Típico			Trajeto			Doença do Trabalho					
	2014	2015	2016	2014	2015	2016	2014	2015	2016	2014	2015	2016	2014	2015	2016	2014	2015	2016
TOTAL	**20.618**	**16.908**	**15.518**	**13.752**	**11.957**	**10.919**	**9.636**	**8.418**	**7.452**	**3.245**	**2.744**	**2.726**	**871**	**795**	**741**	**6.866**	**4.951**	**4.599**
0111	42	9	3	8	6	2	7	5	1	1	1	1	–	–	–	34	3	1
0113	142	72	48	117	67	44	108	65	37	9	1	7	–	1	–	25	5	4
0114	1	4	2	–	–	–	–	–	–	–	–	–	–	–	–	1	4	2
0119	–	–	1	–	–	1	–	–	1	–	–	–	–	–	–	–	–	–
0121	22	13	17	–	1	–	–	–	–	–	1	–	–	–	–	22	12	17
0122	2	–	–	1	–	–	1	–	–	–	–	–	–	–	–	1	–	–
0131	–	–	1	–	–	–	–	–	–	–	–	–	–	–	–	–	–	1
0132	139	101	162	139	92	151	80	84	130	59	7	20	–	1	1	–	9	11
0133	40	42	54	40	34	44	33	27	30	7	7	14	–	–	–	–	8	10
0134	4	6	6	4	5	6	3	4	2	1	1	4	–	–	–	–	1	–
0139	7	2	–	2	1	–	1	1	–	1	–	–	–	–	–	5	1	–
0141	1	11	5	1	11	5	1	11	3	–	–	2	–	–	–	–	–	–
0142	–	1	–	–	1	–	–	1	–	–	–	–	–	–	–	–	–	–
0151	1	1	5	1	1	5	1	1	5	–	–	–	–	–	–	–	–	–
0152	–	–	1	–	–	1	–	–	–	–	–	1	–	–	–	–	–	–
0155	32	28	37	32	22	31	18	11	16	14	10	15	–	1	–	–	6	6
0159	–	–	3	–	–	3	–	–	2	–	–	1	–	–	–	–	–	–
0161	4	3	8	4	2	7	2	2	4	2	–	2	–	–	1	–	1	1
0162	8	6	4	8	6	3	7	5	1	1	1	2	–	–	–	–	–	1
0163	3	–	–	3	–	–	3	–	–	–	–	–	–	–	–	–	–	–
0210	71	49	41	71	49	41	68	42	36	3	7	5	–	–	–	–	–	–
0230	–	1	1	–	–	–	–	–	–	–	–	–	–	–	–	–	1	1
0311	–	1	–	–	1	–	–	1	–	–	–	–	–	–	–	–	–	–
0321	2	–	2	2	–	2	1	–	2	1	–	–	–	–	–	–	–	–
0322	–	–	1	–	–	1	–	–	1	–	–	–	–	–	–	–	–	–
0500	1	–	–	1	–	–	–	–	–	1	–	–	–	–	–	–	–	–
0600	11	9	1	11	8	1	10	7	–	1	1	–	–	–	1	–	1	–
0724	10	12	9	–	–	–	–	–	–	–	–	–	–	–	–	10	12	9
0810	29	24	23	29	23	23	22	16	20	6	6	3	1	1	–	–	1	–
0899	3	3	1	3	3	1	3	2	1	–	1	–	–	–	–	–	–	–
0910	3	–	–	3	–	–	–	–	–	3	–	–	–	–	–	–	–	–
1011	–	3	–	–	1	–	–	1	–	–	–	–	–	–	–	–	2	–
1012	37	46	28	25	25	16	22	23	12	3	2	4	–	–	–	12	21	12
1013	27	25	42	27	25	41	23	21	31	4	4	8	–	–	2	–	–	1
1020	5	5	6	5	5	6	5	4	6	–	1	–	–	–	–	–	–	–
1031	9	8	6	9	8	4	6	8	–	3	–	4	–	–	–	–	–	2
1032	1	–	1	1	–	1	–	–	1	1	–	–	–	–	–	–	–	–
1033	–	8	12	–	8	12	–	1	5	–	7	7	–	–	–	–	–	–
1041	4	4	3	4	3	2	4	3	2	–	–	–	–	–	–	–	1	1
1042	–	–	1	–	–	1	–	–	–	–	–	1	–	–	–	–	–	–
1043	4	1	1	4	1	1	4	1	1	–	–	–	–	–	–	–	–	–
1051	9	4	7	9	4	6	7	4	4	2	–	2	–	–	–	–	–	1
1052	19	20	15	19	17	14	15	11	8	4	6	5	–	–	1	–	3	1
1053	31	20	27	31	20	27	23	15	17	7	3	8	1	2	2	–	–	–
1061	13	12	5	13	11	5	10	8	4	3	3	1	–	–	–	–	1	–
1062	19	15	9	19	15	9	18	12	9	1	2	–	–	1	–	–	–	–
1064	3	4	3	3	4	3	2	2	1	1	2	2	–	–	–	–	–	–
1065	8	7	4	8	6	2	4	3	–	4	3	2	–	–	–	–	1	2
1066	26	25	38	26	25	35	19	20	29	6	5	4	1	–	2	–	–	3
1071	971	786	569	971	770	552	906	714	493	65	54	58	–	2	1	–	16	17
1072	80	60	81	80	60	81	73	55	76	7	5	5	–	–	–	–	–	–
1081	2	3	4	2	1	4	1	1	2	1	–	2	–	–	–	–	2	–
1091	28	31	35	28	26	34	16	14	21	12	7	13	–	5	–	–	5	1
1092	81	101	90	81	84	78	52	62	55	21	19	19	8	3	4	–	17	12
1093	32	16	13	32	15	9	24	8	5	7	6	4	1	1	–	–	1	4
1094	14	16	25	14	16	24	10	13	19	4	3	5	–	–	–	–	–	1
1095	1	2	1	1	2	1	1	2	1	–	–	–	–	–	–	–	–	–
1096	1	–	–	1	–	–	–	–	–	1	–	–	–	–	–	–	–	–
1099	40	50	33	40	41	31	27	25	20	10	12	8	3	4	3	–	9	2
1111	47	36	34	38	30	34	28	23	21	4	5	8	6	2	5	9	6	–
1112	5	2	2	5	2	2	3	2	1	1	–	1	1	–	–	–	–	–
1113	52	52	47	48	47	44	37	30	35	6	8	4	5	9	5	4	5	3
1121	10	4	8	10	3	8	6	1	6	4	1	2	–	1	–	–	1	–
1122	95	120	76	95	103	61	65	66	32	16	14	13	14	23	16	–	17	15
1311	22	10	7	22	8	6	20	5	6	2	3	–	–	–	–	–	2	1
1312	1	–	2	1	–	1	1	–	–	–	–	–	–	–	1	–	–	1
1313	13	8	13	13	7	9	13	7	8	–	–	1	–	–	–	–	1	4
1321	8	9	6	8	6	5	5	5	3	2	1	2	1	–	–	–	3	1
1323	3	1	–	3	1	–	1	1	–	1	–	–	1	–	–	–	–	–
1330	1	5	6	1	5	6	1	4	6	–	1	–	–	–	–	–	–	–
1340	7	8	4	7	8	4	6	5	4	1	3	–	–	–	–	–	–	–
1351	3	8	4	3	7	1	2	3	–	1	4	–	–	–	1	–	1	3
1352	–	3	6	–	3	6	–	3	6	–	–	–	–	–	–	–	–	–

Capítulo 14 - Pernambuco

14.1 - Quantidade de acidentes do trabalho, por situação do registro e motivo, segundo a Classificação Nacional de Atividades Econômicas (CNAE), no estado de Pernambuco - 2014/2016

(continuação)

CNAE	QUANTIDADE DE ACIDENTES DO TRABALHO																	
	Total			Com CAT Registrada												Sem CAT Registrada		
				Total			Motivo											
							Típico			Trajeto			Doença do Trabalho					
	2014	2015	2016	2014	2015	2016	2014	2015	2016	2014	2015	2016	2014	2015	2016	2014	2015	2016
1359	1	2	2	1	2	–	–	1	–	1	–	–	–	1	–	–	–	2
1411	2	2	3	2	2	3	1	–	1	1	1	2	–	1	–	–	–	–
1412	19	21	20	19	20	19	12	9	10	5	10	8	2	1	1	–	1	1
1413	2	–	2	2	–	2	–	–	2	–	–	–	2	–	–	–	–	–
1414	1	–	–	1	–	–	–	–	–	1	–	–	–	–	–	–	–	–
1422	–	–	1	–	–	1	–	–	–	–	–	–	–	–	1	–	–	–
1510	3	–	1	3	–	1	3	–	1	–	–	–	–	–	–	–	–	–
1521	6	2	–	3	–	–	2	–	–	1	–	–	–	–	–	3	2	–
1531	–	1	–	–	1	–	–	1	–	–	–	–	–	–	–	–	–	–
1533	–	–	1	–	–	1	–	–	–	–	–	1	–	–	–	–	–	–
1539	17	10	14	17	9	13	12	7	4	5	2	9	–	–	–	–	1	1
1610	6	3	2	–	–	1	–	–	1	–	–	–	–	–	–	6	3	1
1622	2	4	3	2	3	2	2	3	2	–	–	–	–	–	–	–	1	1
1623	2	3	5	2	3	5	2	3	4	–	–	–	–	–	1	–	–	–
1629	2	–	1	2	–	1	2	–	1	–	–	–	–	–	–	–	–	–
1710	–	–	1	–	–	1	–	–	1	–	–	–	–	–	–	–	–	–
1721	116	104	74	115	94	69	107	88	66	8	5	3	–	1	–	1	10	5
1731	7	6	11	5	5	11	5	3	7	–	2	3	–	–	1	2	1	–
1733	7	14	11	7	12	8	4	10	7	3	2	1	–	–	–	–	2	3
1741	8	8	10	6	4	9	5	4	8	1	–	1	–	–	–	2	4	1
1742	2	5	6	2	4	5	–	2	5	2	–	–	–	2	–	–	1	1
1811	9	2	3	6	1	3	3	–	2	1	1	1	2	–	–	3	1	–
1812	5	4	2	2	3	2	1	1	1	1	1	1	–	1	–	3	1	–
1813	1	7	3	1	7	3	–	4	3	–	3	–	1	–	–	–	–	–
1821	–	–	1	–	–	1	–	–	1	–	–	–	–	–	–	–	–	–
1822	–	5	2	–	5	2	–	2	2	–	3	–	–	–	–	–	–	–
1910	5	1	1	–	–	–	–	–	–	–	–	–	–	–	–	5	1	1
1921	26	46	32	26	43	28	20	37	23	5	3	4	1	3	1	–	3	4
1931	336	299	248	335	294	245	292	265	229	43	29	16	–	–	–	1	5	3
1932	1	1	–	–	–	–	–	–	–	–	–	–	–	–	–	1	1	–
2011	2	3	1	2	2	1	–	2	–	2	–	1	–	–	–	–	1	–
2013	1	1	–	1	1	–	1	1	–	–	–	–	–	–	–	–	–	–
2014	7	7	4	7	6	3	6	6	2	1	–	–	–	–	1	–	1	1
2019	–	1	1	–	1	1	–	1	1	–	–	–	–	–	–	–	–	–
2021	25	9	8	24	8	8	23	8	8	1	–	–	–	–	–	1	1	–
2022	3	1	4	–	–	–	–	–	–	–	–	–	–	–	–	3	1	4
2029	1	1	–	–	1	–	–	–	–	–	–	–	–	1	–	1	–	–
2031	7	7	1	6	7	1	6	7	1	–	–	–	–	–	–	1	–	–
2033	27	17	18	27	17	18	20	16	17	7	1	1	–	–	–	–	–	–
2040	42	20	13	42	14	11	37	10	9	2	3	2	3	1	–	–	6	2
2052	–	–	1	–	–	1	–	–	–	–	–	1	–	–	–	–	–	–
2061	36	22	27	36	21	24	28	15	16	7	5	6	1	1	2	–	1	3
2062	46	58	100	46	58	100	44	42	81	2	15	19	–	1	–	–	–	–
2063	5	13	13	5	9	10	3	8	7	1	1	2	1	–	1	–	4	3
2071	12	25	21	12	22	15	9	11	11	3	9	2	–	2	2	–	3	6
2072	1	–	–	1	–	–	1	–	–	–	–	–	–	–	–	–	–	–
2073	–	–	1	–	–	1	–	–	1	–	–	–	–	–	–	–	–	–
2091	1	3	–	–	–	–	–	–	–	–	–	–	–	–	–	1	3	–
2092	–	–	1	–	–	1	–	–	1	–	–	–	–	–	–	–	–	–
2093	3	1	1	3	1	1	3	–	1	–	1	–	–	–	–	–	–	–
2099	10	18	15	10	17	14	10	16	13	–	1	1	–	–	–	–	1	1
2110	1	1	4	1	1	4	1	–	1	–	–	3	–	1	–	–	–	–
2121	17	17	12	16	15	12	5	10	6	4	5	4	7	–	2	1	2	–
2211	2	–	–	–	–	–	–	–	–	–	–	–	–	–	–	2	–	–
2212	–	7	3	–	6	2	–	3	–	–	3	2	–	–	–	–	1	1
2219	42	9	5	2	–	2	2	–	2	–	–	–	–	–	–	40	9	3
2221	11	17	9	11	17	9	9	13	9	1	4	–	1	–	–	–	–	–
2222	45	51	73	43	47	64	33	38	53	9	7	8	1	2	3	2	4	9
2223	24	14	14	24	12	13	24	11	12	–	–	1	–	1	–	–	2	1
2229	82	85	90	82	81	83	68	70	68	13	10	13	1	1	2	–	4	7
2311	32	22	34	23	20	33	21	18	29	2	1	4	–	1	–	9	2	1
2312	17	22	5	17	21	5	14	12	3	2	8	2	1	1	–	–	1	–
2319	6	9	12	6	9	10	5	8	5	1	1	5	–	–	–	–	–	2
2320	34	30	34	34	27	34	32	23	24	1	3	10	1	1	–	–	3	–
2330	73	70	55	73	62	36	56	52	21	7	6	4	10	4	11	–	8	19
2341	–	1	1	–	1	1	–	1	1	–	–	–	–	–	–	–	–	–
2342	40	44	58	40	37	50	33	28	38	7	9	12	–	–	–	–	7	8
2349	20	32	23	20	22	9	11	18	5	6	2	4	3	2	–	–	10	14
2391	4	3	1	4	2	1	4	2	1	–	–	–	–	–	–	–	1	–
2392	14	15	11	14	14	11	6	7	8	8	7	3	–	–	–	–	1	–
2399	2	12	3	2	8	3	1	5	1	1	3	2	–	–	–	–	4	–
2422	3	2	–	3	2	–	3	2	–	–	–	–	–	–	–	–	–	–
2423	28	27	24	28	27	24	15	14	15	4	8	8	9	5	1	–	–	–
2424	2	–	–	2	–	–	1	–	–	1	–	–	–	–	–	–	–	–
2431	2	–	1	2	–	1	2	–	–	–	–	1	–	–	–	–	–	–

Capítulo 14 - Pernambuco

14.1 - Quantidade de acidentes do trabalho, por situação do registro e motivo, segundo a Classificação Nacional de Atividades Econômicas (CNAE), no estado de Pernambuco - 2014/2016

(continuação)

CNAE	QUANTIDADE DE ACIDENTES DO TRABALHO																	
	Total			Com CAT Registrada												Sem CAT Registrada		
				Total			Motivo											
							Típico			Trajeto			Doença do Trabalho					
	2014	2015	2016	2014	2015	2016	2014	2015	2016	2014	2015	2016	2014	2015	2016	2014	2015	2016
2439	2	5	–	2	5	–	–	5	–	2	–	–	–	–	–	–	–	–
2441	38	28	26	38	28	26	32	23	19	5	3	5	1	2	2	–	–	–
2442	–	1	–	–	–	–	–	–	–	–	–	–	–	–	–	–	1	–
2443	2	–	–	2	–	–	2	–	–	–	–	–	–	–	–	–	–	–
2449	18	3	11	18	3	8	16	3	5	1	–	1	1	–	2	–	–	3
2451	18	11	6	17	9	6	16	6	5	1	–	–	–	3	1	1	2	–
2511	160	103	56	157	99	53	141	86	42	12	9	7	4	4	4	3	4	3
2512	18	23	18	18	23	17	9	17	13	8	5	4	1	1	–	–	–	1
2513	15	7	6	15	7	5	15	5	4	–	1	1	–	1	–	–	–	1
2521	6	8	8	6	7	8	4	6	6	2	1	2	–	–	–	–	1	–
2522	1	2	–	–	–	–	–	–	–	–	–	–	–	–	–	1	2	–
2531	1	18	2	1	18	2	1	16	1	–	2	–	–	–	1	–	–	–
2532	1	7	3	1	7	3	1	6	2	–	–	–	–	1	1	–	–	–
2539	7	8	7	7	8	7	7	5	5	–	3	1	–	–	1	–	–	–
2541	1	–	–	1	–	–	1	–	–	–	–	–	–	–	–	–	–	–
2542	6	4	6	6	3	6	6	2	4	–	–	1	–	1	1	–	1	–
2550	–	–	1	–	–	1	–	–	1	–	–	–	–	–	–	–	–	–
2591	21	22	21	21	18	14	13	11	10	2	6	2	6	1	2	–	4	7
2592	2	–	–	2	–	–	1	–	–	1	–	–	–	–	–	–	–	–
2593	3	–	2	3	–	2	3	–	1	–	–	1	–	–	–	–	–	–
2599	34	21	13	34	20	11	25	18	7	9	1	3	–	1	1	–	1	2
2621	1	–	–	1	–	–	–	–	–	1	–	–	–	–	–	–	–	–
2622	1	2	–	1	2	–	–	1	–	1	1	–	–	–	–	–	–	–
2631	1	1	–	1	1	–	1	1	–	–	–	–	–	–	–	–	–	–
2651	4	6	3	4	5	3	3	4	–	1	1	2	–	–	1	–	1	–
2660	1	–	–	1	–	–	1	–	–	–	–	–	–	–	–	–	–	–
2710	25	10	6	25	9	6	21	9	6	4	–	–	–	–	–	–	1	–
2721	15	11	10	15	9	9	12	7	7	3	2	2	–	–	–	–	2	1
2722	33	24	16	32	23	15	16	9	9	5	–	4	11	14	2	1	1	1
2731	13	6	2	13	5	1	13	3	–	–	2	1	–	–	–	–	1	1
2733	10	2	–	10	2	–	10	2	–	–	–	–	–	–	–	–	–	–
2740	1	1	2	1	1	2	1	1	2	–	–	–	–	–	–	–	–	–
2751	4	3	4	2	2	4	2	2	2	–	–	2	–	–	–	2	1	–
2759	6	15	5	6	15	5	2	9	3	1	5	2	3	1	–	–	–	–
2790	9	7	8	9	7	7	1	1	4	3	2	2	5	4	1	–	–	1
2811	1	1	–	1	1	–	1	1	–	–	–	–	–	–	–	–	–	–
2812	1	1	–	–	–	–	–	–	–	–	–	–	–	–	–	1	1	–
2813	1	2	–	1	2	–	–	–	–	1	2	–	–	–	–	–	–	–
2821	1	–	–	1	–	–	1	–	–	–	–	–	–	–	–	–	–	–
2822	8	10	2	8	10	2	6	8	2	2	2	–	–	–	–	–	–	–
2823	58	69	45	58	69	45	48	56	43	8	12	1	2	1	1	–	–	–
2829	19	8	9	19	7	9	13	3	7	1	4	2	5	–	–	–	1	–
2832	–	2	–	–	1	–	–	1	–	–	–	–	–	–	–	–	1	–
2833	1	1	2	–	–	–	–	–	–	–	–	–	–	–	–	1	1	2
2840	–	2	3	–	2	3	–	1	3	–	1	–	–	–	–	–	–	–
2851	5	2	–	5	2	–	5	2	–	–	–	–	–	–	–	–	–	–
2861	2	2	–	2	2	–	2	1	–	–	–	–	–	1	–	–	–	–
2862	1	–	–	1	–	–	–	–	–	1	–	–	–	–	–	–	–	–
2865	–	1	1	–	1	1	–	1	1	–	–	–	–	–	–	–	–	–
2869	17	10	7	17	10	7	14	10	6	3	–	1	–	–	–	–	–	–
2910	24	99	129	24	86	78	16	65	45	5	11	9	3	10	24	–	13	51
2920	2	1	–	–	–	–	–	–	–	–	–	–	–	–	–	2	1	–
2930	6	5	4	6	5	4	4	5	2	–	–	1	2	–	1	–	–	–
2941	8	12	12	8	11	11	6	7	6	1	3	3	1	1	2	–	1	1
2942	17	13	8	17	13	8	11	9	3	4	2	2	2	2	3	–	–	–
2949	4	115	178	4	109	162	4	101	107	–	6	13	–	2	42	–	6	16
2950	–	3	1	–	3	–	–	–	–	–	3	–	–	–	–	–	–	1
3011	281	316	237	281	316	237	245	266	210	8	10	3	28	40	24	–	–	–
3012	5	3	1	5	3	1	5	2	1	–	1	–	–	–	–	–	–	–
3031	–	–	1	–	–	1	–	–	1	–	–	–	–	–	–	–	–	–
3041	–	1	–	–	1	–	–	1	–	–	–	–	–	–	–	–	–	–
3042	–	1	–	–	1	–	–	1	–	–	–	–	–	–	–	–	–	–
3092	1	3	1	1	2	1	–	2	–	1	–	1	–	–	–	–	1	–
3099	–	1	3	–	1	3	–	–	3	–	–	–	–	1	–	–	–	–
3101	10	12	12	10	12	12	6	10	12	4	2	–	–	–	–	–	–	–
3102	9	9	4	9	6	4	8	6	3	1	–	1	–	–	–	–	3	–
3103	1	1	–	1	1	–	–	1	–	1	–	–	–	–	–	–	–	–
3104	20	16	27	20	11	21	12	8	13	5	3	7	3	–	1	–	5	6
3212	1	–	–	–	–	–	–	–	–	–	–	–	–	–	–	1	–	–
3230	8	20	13	–	–	–	–	–	–	–	–	–	–	–	–	8	20	13
3250	3	3	–	3	2	–	3	2	–	–	–	–	–	–	–	–	1	–
3291	7	3	–	3	1	–	3	–	–	–	1	–	–	–	–	4	2	–
3299	13	11	10	13	11	10	7	10	8	2	1	2	4	–	–	–	–	–
3311	5	3	2	5	3	2	4	3	2	–	–	–	1	–	–	–	–	–
3312	2	4	2	2	4	2	1	2	1	1	2	1	–	–	–	–	–	–

Capítulo 14 - Pernambuco

14.1 - Quantidade de acidentes do trabalho, por situação do registro e motivo, segundo a Classificação Nacional de Atividades Econômicas (CNAE), no estado de Pernambuco - 2014/2016

(continuação)

CNAE	QUANTIDADE DE ACIDENTES DO TRABALHO																	
	Total			Com CAT Registrada												Sem CAT Registrada		
				Total			Motivo											
							Típico			Trajeto			Doença do Trabalho					
	2014	2015	2016	2014	2015	2016	2014	2015	2016	2014	2015	2016	2014	2015	2016	2014	2015	2016
3313	3	3	3	3	3	2	–	2	2	1	–	–	2	1	–	–	–	1
3314	33	31	14	33	31	12	27	26	8	4	4	3	2	1	1	–	–	2
3317	–	1	–	–	1	–	–	1	–	–	–	–	–	–	–	–	–	–
3319	–	2	–	–	2	–	–	1	–	–	1	–	–	–	–	–	–	–
3321	20	4	6	20	4	5	17	4	4	3	–	1	–	–	–	–	–	1
3329	2	5	5	2	4	5	1	1	3	1	3	2	–	–	–	–	1	–
3511	39	49	52	33	38	45	22	27	33	11	11	12	–	–	–	6	11	7
3512	1	1	–	1	1	–	1	1	–	–	–	–	–	–	–	–	–	–
3514	40	33	8	40	33	8	26	17	3	13	14	4	1	2	1	–	–	–
3520	2	4	–	2	4	–	1	3	–	1	1	–	–	–	–	–	–	–
3600	48	31	40	48	31	40	31	22	27	14	8	12	3	1	1	–	–	–
3701	16	17	11	16	16	9	14	13	8	2	3	1	–	–	–	–	1	2
3702	1	–	–	1	–	–	1	–	–	–	–	–	–	–	–	–	–	–
3811	245	259	238	245	238	207	200	199	174	44	36	27	1	3	6	–	21	31
3812	10	14	11	10	12	9	5	7	8	5	5	1	–	–	–	–	2	2
3821	4	4	7	4	4	6	3	4	5	1	–	–	–	–	1	–	–	1
3822	48	49	47	48	43	41	42	37	33	6	5	8	–	1	–	–	6	6
3831	–	2	2	–	2	2	–	2	1	–	–	1	–	–	–	–	–	–
3832	1	–	3	1	–	3	1	–	3	–	–	–	–	–	–	–	–	–
4110	157	131	147	157	116	137	110	85	105	43	27	31	4	4	1	–	15	10
4120	569	455	376	562	366	297	430	274	223	126	82	72	6	10	2	7	89	79
4211	77	49	43	77	28	32	68	20	26	9	8	6	–	–	–	–	21	11
4212	75	31	15	75	20	2	60	17	2	11	2	–	4	1	–	–	11	13
4213	16	16	7	16	15	7	8	10	3	8	5	4	–	–	–	–	1	–
4221	450	327	260	153	129	107	128	109	85	20	18	21	5	2	1	297	198	153
4222	34	32	43	34	21	24	31	17	21	3	4	3	–	–	–	–	11	19
4223	–	3	4	–	2	2	–	2	1	–	–	1	–	–	–	–	1	2
4291	3	1	–	3	1	–	2	1	–	–	–	–	1	–	–	–	–	–
4292	45	22	23	45	15	17	33	10	12	10	5	4	2	–	1	–	7	6
4299	197	106	50	197	86	43	175	62	34	12	16	5	10	8	4	–	20	7
4311	2	4	2	2	4	2	–	3	2	–	1	–	2	–	–	–	–	–
4312	6	1	1	6	1	1	4	1	1	2	–	–	–	–	–	–	–	–
4313	11	7	7	11	5	7	10	4	4	1	–	2	–	1	1	–	2	–
4321	60	46	75	60	39	68	44	22	29	16	16	39	–	1	–	–	7	7
4322	9	18	18	9	18	18	6	13	15	3	4	3	–	1	–	–	–	–
4329	22	21	12	22	17	10	18	12	8	4	5	2	–	–	–	–	4	2
4330	13	11	12	13	11	8	6	7	5	5	3	3	2	1	–	–	–	4
4391	3	4	2	3	2	1	3	1	1	–	–	–	–	1	–	–	2	1
4399	47	44	37	47	41	31	30	28	20	14	13	9	3	–	2	–	3	6
4511	69	42	55	68	39	55	39	21	25	29	18	28	–	–	2	1	3	–
4512	6	1	1	1	–	–	1	–	–	–	–	–	–	–	–	5	1	1
4520	22	14	16	22	13	15	13	9	8	8	3	4	1	1	3	–	1	1
4530	59	52	45	59	48	43	29	32	25	25	12	18	5	4	–	–	4	2
4541	26	20	12	19	20	12	8	4	3	10	15	9	1	1	–	7	–	–
4542	2	–	–	–	–	–	–	–	–	–	–	–	–	–	–	2	–	–
4543	1	1	1	1	1	1	–	1	–	1	–	1	–	–	–	–	–	–
4612	–	1	–	–	1	–	–	–	–	–	1	–	–	–	–	–	–	–
4613	4	–	1	4	–	1	3	–	–	1	–	1	–	–	–	–	–	–
4614	1	–	–	1	–	–	1	–	–	–	–	–	–	–	–	–	–	–
4615	–	1	–	–	1	–	–	–	–	–	–	–	–	1	–	–	–	–
4617	3	–	3	3	–	3	1	–	–	2	–	3	–	–	–	–	–	–
4618	–	1	2	–	1	2	–	1	1	–	–	1	–	–	–	–	–	–
4623	–	–	3	–	–	3	–	–	1	–	–	2	–	–	–	–	–	–
4631	4	8	1	4	7	1	–	6	1	2	1	–	2	–	–	–	1	–
4632	5	7	5	5	7	5	4	3	5	1	3	–	–	1	–	–	–	–
4633	10	7	6	10	7	5	3	5	3	7	1	2	–	1	–	–	–	1
4634	16	22	35	16	18	31	10	12	23	6	5	8	–	1	–	–	4	4
4635	384	384	388	384	337	328	169	159	163	79	67	55	136	111	110	–	47	60
4636	1	–	–	1	–	–	1	–	–	–	–	–	–	–	–	–	–	–
4637	16	20	13	16	16	11	11	9	4	5	7	7	–	–	–	–	4	2
4639	89	74	55	89	58	43	61	31	25	26	24	17	2	3	1	–	16	12
4641	5	5	2	5	3	1	2	3	–	3	–	1	–	–	–	–	2	1
4642	3	1	1	3	1	1	1	–	–	2	1	1	–	–	–	–	–	–
4643	5	5	2	5	5	2	2	4	2	3	1	–	–	–	–	–	–	–
4644	15	10	17	15	9	17	7	1	6	7	6	9	1	2	2	–	1	–
4645	3	8	4	3	8	4	1	5	1	2	3	3	–	–	–	–	–	–
4646	7	6	9	7	6	5	2	1	2	5	4	3	–	1	–	–	–	4
4647	1	2	1	1	1	1	1	1	1	–	–	–	–	–	–	–	1	–
4649	14	17	19	14	15	16	7	8	6	5	5	10	2	2	–	–	2	3
4651	7	3	1	7	2	1	4	1	–	3	1	1	–	–	–	–	1	–
4652	–	1	–	–	1	–	–	–	–	–	1	–	–	–	–	–	–	–
4661	3	1	–	3	1	–	2	1	–	1	–	–	–	–	–	–	–	–
4662	20	5	2	20	5	2	15	5	1	5	–	1	–	–	–	–	–	–
4663	41	3	3	41	2	3	21	2	3	5	–	–	15	–	–	–	1	–
4664	–	1	–	–	1	–	–	1	–	–	–	–	–	–	–	–	–	–

Capítulo 14 - Pernambuco

14.1 - Quantidade de acidentes do trabalho, por situação do registro e motivo, segundo a Classificação Nacional de Atividades Econômicas (CNAE), no estado de Pernambuco - 2014/2016

(continuação)

CNAE	QUANTIDADE DE ACIDENTES DO TRABALHO																	
	Total			Com CAT Registrada												Sem CAT Registrada		
				Total			Motivo											
							Típico			Trajeto			Doença do Trabalho					
	2014	2015	2016	2014	2015	2016	2014	2015	2016	2014	2015	2016	2014	2015	2016	2014	2015	2016
4665	4	–	2	4	–	2	2	–	1	2	–	1	–	–	–	–	–	–
4669	38	15	7	38	12	5	30	8	–	6	4	3	2	–	2	–	3	2
4671	6	4	1	6	3	–	3	2	–	2	1	–	1	–	–	–	1	1
4672	7	13	11	7	11	11	6	10	8	–	–	3	1	1	–	–	2	–
4673	1	4	4	1	4	3	1	2	2	–	1	1	–	1	–	–	–	1
4674	2	3	2	2	3	2	2	2	2	–	1	–	–	–	–	–	–	–
4679	66	16	19	66	15	17	52	8	12	12	6	5	2	1	–	–	1	2
4681	2	6	8	2	5	8	2	5	6	–	–	2	–	–	–	–	1	–
4682	18	21	20	18	19	19	13	17	16	3	2	2	2	–	1	–	2	1
4683	2	1	1	2	1	1	2	–	–	–	1	1	–	–	–	–	–	–
4684	5	5	1	5	5	1	2	2	1	2	3	–	1	–	–	–	–	–
4685	2	3	1	2	3	1	2	2	1	–	1	–	–	–	–	–	–	–
4686	1	1	6	1	–	6	1	–	2	–	–	4	–	–	–	–	1	–
4687	3	9	5	3	7	5	2	6	4	1	1	–	–	–	1	–	2	–
4689	6	13	12	6	11	12	2	8	8	4	3	4	–	–	–	–	2	–
4691	37	37	37	37	32	34	23	24	21	14	8	13	–	–	–	–	5	3
4692	–	3	1	–	2	1	–	–	–	–	2	–	–	–	1	–	1	–
4693	9	7	6	9	7	6	7	3	2	2	4	4	–	–	–	–	–	–
4711	364	364	316	364	279	256	257	211	192	77	53	54	30	15	10	–	85	60
4712	22	31	31	22	29	30	10	15	18	10	13	12	2	1	–	–	2	1
4713	29	19	16	29	18	15	19	8	7	8	10	8	2	–	–	–	1	1
4721	9	8	10	9	8	10	4	5	8	5	3	1	–	–	1	–	–	–
4722	11	6	8	11	6	8	7	6	4	3	–	3	1	–	1	–	–	–
4723	3	3	4	3	3	4	1	3	1	1	–	3	1	–	–	–	–	–
4724	1	12	6	1	11	6	1	4	2	–	5	3	–	2	1	–	1	–
4729	13	2	8	13	1	8	7	–	4	6	1	4	–	–	–	–	1	–
4731	36	14	27	36	14	27	12	3	8	23	10	19	1	1	–	–	–	–
4741	2	2	1	2	2	1	1	1	–	1	–	1	–	1	–	–	–	–
4742	5	4	1	5	4	1	3	2	–	2	2	1	–	–	–	–	–	–
4743	3	14	7	3	12	7	2	10	5	1	2	2	–	–	–	–	2	–
4744	147	93	98	147	72	88	108	48	43	29	18	41	10	6	4	–	21	10
4751	7	7	11	7	5	9	5	2	–	2	3	8	–	–	1	–	2	2
4752	9	5	7	9	5	7	3	3	3	5	1	4	1	1	–	–	–	–
4753	30	21	27	30	21	24	15	16	9	13	4	10	2	1	5	–	–	3
4754	21	20	18	21	18	18	5	7	11	14	10	6	2	1	1	–	2	–
4755	8	2	4	8	2	4	4	–	2	4	2	2	–	–	–	–	–	–
4757	1	2	–	1	2	–	1	2	–	–	–	–	–	–	–	–	–	–
4759	4	3	5	4	3	5	2	2	–	2	1	5	–	–	–	–	–	–
4761	9	5	10	9	4	9	2	1	2	6	3	7	1	–	–	–	1	1
4763	10	11	8	10	10	8	3	7	5	5	2	1	2	1	2	–	1	–
4771	30	16	20	30	16	19	7	5	9	18	9	9	5	2	1	–	–	1
4772	12	7	9	12	6	9	6	5	2	5	–	7	1	1	–	–	1	–
4773	–	2	1	–	2	1	–	–	1	–	–	–	–	2	–	–	–	–
4774	1	–	6	1	–	6	1	–	1	–	–	5	–	–	–	–	–	–
4781	41	46	41	41	42	39	18	19	30	20	19	9	3	4	–	–	4	2
4782	46	36	16	46	35	14	26	20	7	13	15	6	7	–	1	–	1	2
4783	–	–	2	–	–	2	–	–	2	–	–	–	–	–	–	–	–	–
4784	12	22	19	12	21	18	5	12	12	7	9	6	–	–	–	–	1	1
4789	35	29	29	35	26	28	12	12	15	21	13	13	2	1	–	–	3	1
4911	2	3	2	2	2	1	2	2	–	–	–	1	–	–	–	–	1	1
4912	85	68	86	85	68	86	61	48	65	22	16	17	2	4	4	–	–	–
4921	61	170	149	61	81	93	29	48	39	30	27	43	2	6	11	–	89	56
4922	17	44	32	17	27	14	7	13	11	9	10	2	1	4	1	–	17	18
4923	7	2	3	7	2	3	1	2	2	5	–	1	1	–	–	–	–	–
4924	3	1	–	3	1	–	3	–	–	–	1	–	–	–	–	–	–	–
4929	17	22	7	17	15	4	10	6	2	5	6	2	2	3	–	–	7	3
4930	200	248	239	200	214	197	118	123	117	69	75	63	13	16	17	–	34	42
4940	9	4	3	9	4	3	9	4	1	–	–	2	–	–	–	–	–	–
5011	1	2	1	1	1	1	1	1	1	–	–	–	–	–	–	–	1	–
5030	5	5	5	2	4	5	2	3	5	–	1	–	–	–	–	3	1	–
5111	37	28	23	13	21	17	9	10	8	4	7	6	–	4	3	24	7	6
5112	–	2	–	–	1	–	–	–	–	–	–	–	–	1	–	–	1	–
5120	1	1	2	–	1	2	–	–	1	–	1	1	–	–	–	1	–	–
5211	35	27	34	34	24	33	22	15	20	12	9	12	–	–	1	1	3	1
5212	44	20	22	24	11	15	16	9	10	7	1	3	1	1	2	20	9	7
5221	7	3	2	5	3	2	3	1	2	2	2	–	–	–	–	2	–	–
5222	2	2	4	2	1	4	2	–	2	–	1	2	–	–	–	–	1	–
5223	7	16	13	7	15	13	2	7	7	5	8	6	–	–	–	–	1	–
5229	12	26	30	10	24	28	6	13	18	4	9	10	–	2	–	2	2	2
5231	16	32	18	16	23	12	12	18	11	4	5	1	–	–	–	–	9	6
5232	2	–	–	1	–	–	1	–	–	–	–	–	–	–	–	1	–	–
5239	15	16	10	15	16	10	15	16	10	–	–	–	–	–	–	–	–	–
5240	29	21	29	29	20	26	18	13	18	11	6	7	–	1	1	–	1	3
5250	37	24	16	36	17	12	26	11	7	9	6	5	1	–	–	1	7	4
5310	228	232	320	228	232	319	133	142	196	56	37	60	39	53	63	–	–	1

Capítulo 14 - Pernambuco

14.1 - Quantidade de acidentes do trabalho, por situação do registro e motivo, segundo a Classificação Nacional de Atividades Econômicas (CNAE), no estado de Pernambuco - 2014/2016

(continuação)

CNAE	QUANTIDADE DE ACIDENTES DO TRABALHO																	
	Total			Com CAT Registrada												Sem CAT Registrada		
				Total			Motivo											
							Típico			Trajeto			Doença do Trabalho					
	2014	2015	2016	2014	2015	2016	2014	2015	2016	2014	2015	2016	2014	2015	2016	2014	2015	2016
5320	23	20	15	23	20	14	11	9	6	11	10	7	1	1	1	–	–	1
5510	109	107	117	109	103	112	77	70	91	29	30	16	3	3	5	–	4	5
5590	1	2	–	1	2	–	1	1	–	–	–	–	–	1	–	–	–	–
5611	165	171	131	165	162	125	109	91	81	48	66	43	8	5	1	–	9	6
5612	–	–	1	–	–	1	–	–	–	–	–	1	–	–	–	–	–	–
5620	104	89	103	104	72	89	75	53	61	25	15	25	4	4	3	–	17	14
5811	2	3	2	2	3	2	1	2	1	1	1	1	–	–	–	–	–	–
5821	1	–	1	1	–	1	–	–	–	1	–	1	–	–	–	–	–	–
5822	6	9	9	6	8	9	5	5	3	1	1	6	–	2	–	–	1	–
5829	1	–	2	1	–	2	–	–	1	1	–	1	–	–	–	–	–	–
5914	2	–	1	2	–	1	1	–	1	1	–	–	–	–	–	–	–	–
6010	5	–	3	3	–	3	1	–	1	2	–	2	–	–	–	2	–	–
6021	18	13	10	13	13	10	8	9	6	5	4	4	–	–	–	5	–	–
6022	–	1	–	–	1	–	–	–	–	–	1	–	–	–	–	–	–	–
6110	10	14	23	10	13	22	7	9	19	2	3	3	1	1	–	–	1	1
6120	16	43	27	16	25	16	5	9	7	8	14	8	3	2	1	–	18	11
6141	4	3	1	4	3	1	3	2	–	1	1	1	–	–	–	–	–	–
6190	20	11	8	20	10	7	14	3	5	5	7	2	1	–	–	–	1	1
6201	49	21	10	4	5	4	–	1	1	3	3	3	1	1	–	45	16	6
6202	–	1	3	–	1	3	–	–	–	–	1	3	–	–	–	–	–	–
6203	6	3	5	6	3	5	1	–	2	4	3	1	1	–	2	–	–	–
6204	11	4	10	11	4	9	7	–	4	4	3	5	–	1	–	–	–	1
6209	12	2	8	12	2	8	2	–	3	9	2	5	1	–	–	–	–	–
6311	5	8	23	3	5	20	–	2	6	3	3	14	–	–	–	2	3	3
6319	–	1	–	–	1	–	–	1	–	–	–	–	–	–	–	–	–	–
6399	1	–	1	1	–	1	1	–	–	–	–	1	–	–	–	–	–	–
6410	1	–	–	1	–	–	1	–	–	–	–	–	–	–	–	–	–	–
6421	88	130	31	88	125	29	68	114	20	2	2	–	18	9	9	–	5	2
6422	277	442	413	277	284	221	61	89	32	11	10	10	205	185	179	–	158	192
6423	10	23	4	10	19	4	3	13	2	4	3	–	3	3	2	–	4	–
6424	1	1	2	1	1	2	–	–	1	1	1	–	–	–	1	–	–	–
6433	1	–	–	1	–	–	–	–	–	1	–	–	–	–	–	–	–	–
6435	1	1	–	–	–	–	–	–	–	–	–	–	–	–	–	1	1	–
6436	2	–	2	2	–	2	1	–	–	–	–	–	1	–	2	–	–	–
6437	–	–	1	–	–	1	–	–	–	–	–	1	–	–	–	–	–	–
6462	2	1	2	2	1	2	–	–	1	2	1	1	–	–	–	–	–	–
6463	4	2	–	4	2	–	4	–	–	–	2	–	–	–	–	–	–	–
6491	3	1	–	3	1	–	–	1	–	3	–	–	–	–	–	–	–	–
6493	1	–	–	1	–	–	–	–	–	1	–	–	–	–	–	–	–	–
6511	–	–	1	–	–	1	–	–	1	–	–	–	–	–	–	–	–	–
6512	1	1	–	1	–	–	1	–	–	–	–	–	–	–	–	–	1	–
6541	2	3	3	2	2	3	1	2	1	1	–	2	–	–	–	–	1	–
6550	20	23	16	20	23	16	8	8	10	12	15	6	–	–	–	–	–	–
6612	2	1	–	2	1	–	1	–	–	1	–	–	–	1	–	–	–	–
6613	8	6	2	5	5	2	2	4	1	3	1	1	–	–	–	3	1	–
6619	1	4	9	1	–	5	1	–	3	–	–	1	–	–	1	–	4	4
6621	1	–	–	–	–	–	–	–	–	–	–	–	–	–	–	1	–	–
6622	2	1	2	2	1	2	–	–	–	2	1	2	–	–	–	–	–	–
6629	–	1	–	–	–	–	–	–	–	–	–	–	–	–	–	–	1	–
6630	13	3	1	–	–	–	–	–	–	–	–	–	–	–	–	13	3	1
6810	23	37	21	23	32	19	20	26	15	3	6	4	–	–	–	–	5	2
6821	–	3	1	–	3	1	–	1	–	–	2	1	–	–	–	–	–	–
6822	13	12	13	13	10	12	8	5	9	5	5	3	–	–	–	–	2	1
6911	13	9	4	13	8	4	4	2	2	8	5	2	1	1	–	–	1	–
6912	–	1	1	–	1	1	–	–	–	–	1	1	–	–	–	–	–	–
6920	25	20	20	25	20	20	8	6	5	16	14	12	1	–	3	–	–	–
7020	21	32	26	21	27	15	12	9	4	8	14	10	1	4	1	–	5	11
7111	2	5	2	2	5	2	–	4	2	2	1	–	–	–	–	–	–	–
7112	108	131	81	108	111	71	70	77	53	38	31	15	–	3	3	–	20	10
7119	8	4	2	8	3	2	6	2	–	2	1	2	–	–	–	–	1	–
7120	5	6	6	5	6	6	1	6	2	4	–	3	–	–	1	–	–	–
7210	9	2	10	5	2	8	3	2	7	2	–	1	–	–	–	4	–	2
7220	2	–	–	1	–	–	1	–	–	–	–	–	–	–	–	1	–	–
7311	3	2	–	–	1	–	–	–	–	–	1	–	–	–	–	3	1	–
7312	1	–	1	1	–	1	–	–	–	1	–	1	–	–	–	–	–	–
7319	12	10	11	12	7	11	9	2	3	3	4	6	–	1	2	–	3	–
7320	1	2	2	1	2	2	1	–	–	–	2	2	–	–	–	–	–	–
7410	–	2	–	–	1	–	–	–	–	–	1	–	–	–	–	–	1	–
7420	2	3	2	–	–	2	–	–	1	–	–	1	–	–	–	2	3	–
7490	100	144	110	100	65	47	13	24	14	86	41	33	1	–	–	–	79	63
7500	16	9	–	16	9	–	16	8	–	–	1	–	–	–	–	–	–	–
7711	26	25	11	26	21	8	11	7	3	14	10	5	1	4	–	–	4	3
7719	–	–	2	–	–	2	–	–	1	–	–	1	–	–	–	–	–	–
7721	–	–	1	–	–	1	–	–	1	–	–	–	–	–	–	–	–	–
7723	2	3	6	2	2	5	–	1	3	2	1	2	–	–	–	–	1	1
7729	2	–	–	2	–	–	1	–	–	1	–	–	–	–	–	–	–	–

Capítulo 14 - Pernambuco

14.1 - Quantidade de acidentes do trabalho, por situação do registro e motivo, segundo a Classificação Nacional de Atividades Econômicas (CNAE), no estado de Pernambuco - 2014/2016

(conclusão)

CNAE	QUANTIDADE DE ACIDENTES DO TRABALHO																	
	Total			Com CAT Registrada												Sem CAT Registrada		
				Total			Motivo											
							Típico			Trajeto			Doença do Trabalho					
	2014	2015	2016	2014	2015	2016	2014	2015	2016	2014	2015	2016	2014	2015	2016	2014	2015	2016
7731	4	–	–	4	–	–	3	–	–	1	–	–	–	–	–	–	–	–
7732	44	42	27	44	37	23	29	26	15	14	8	7	1	3	1	–	5	4
7733	3	1	1	3	1	1	2	–	–	1	1	1	–	–	–	–	–	–
7739	26	17	13	26	16	13	16	9	8	9	7	4	1	–	1	–	1	–
7740	–	1	–	–	1	–	–	1	–	–	–	–	–	–	–	–	–	–
7810	20	29	13	20	20	11	7	7	3	12	13	8	1	–	–	–	9	2
7820	65	98	74	65	81	59	34	30	20	29	44	37	2	7	2	–	17	15
7830	35	35	21	35	30	17	16	22	10	17	7	7	2	1	–	–	5	4
7911	12	5	7	12	5	6	5	3	1	7	2	3	–	–	2	–	–	1
8011	113	132	112	113	104	95	16	23	22	97	78	72	–	3	1	–	28	17
8012	43	63	39	37	51	34	11	25	22	19	25	12	7	1	–	6	12	5
8020	15	6	11	15	6	9	7	5	4	8	1	4	–	–	1	–	–	2
8030	2	3	1	–	–	–	–	–	–	–	–	–	–	–	–	2	3	1
8111	14	7	5	14	6	4	5	2	2	9	4	2	–	–	–	–	1	1
8112	108	144	155	108	130	143	63	85	91	36	38	47	9	7	5	–	14	12
8121	102	163	127	102	112	84	54	73	44	46	39	38	2	–	2	–	51	43
8122	37	32	8	37	31	6	3	8	2	33	23	4	1	–	–	–	1	2
8129	12	24	17	12	23	15	10	15	11	2	8	4	–	–	–	–	1	2
8130	5	5	17	5	2	16	2	–	12	2	–	4	1	2	–	–	3	1
8211	21	24	20	21	20	18	12	7	9	5	11	9	4	2	–	–	4	2
8219	5	5	1	5	5	1	3	2	1	2	3	–	–	–	–	–	–	–
8220	186	161	158	184	129	116	71	37	27	99	78	80	14	14	9	2	32	42
8230	2	5	6	2	4	6	2	4	1	–	–	4	–	–	1	–	1	–
8291	17	10	3	11	9	3	7	1	1	3	8	2	1	–	–	6	1	–
8292	5	10	5	5	10	5	2	6	2	3	4	2	–	–	1	–	–	–
8299	32	35	33	32	32	32	13	18	19	19	14	13	–	–	–	–	3	1
8411	51	88	82	51	50	47	30	39	34	18	9	10	3	2	3	–	38	35
8412	2	–	2	2	–	2	–	–	1	2	–	1	–	–	–	–	–	–
8413	4	4	7	4	4	7	3	4	6	1	–	1	–	–	–	–	–	–
8422	1	–	1	1	–	1	1	–	–	–	–	1	–	–	–	–	–	–
8423	12	7	8	12	7	8	5	2	4	6	3	4	1	2	–	–	–	–
8424	–	1	–	–	1	–	–	1	–	–	–	–	–	–	–	–	–	–
8430	1	–	–	1	–	–	1	–	–	–	–	–	–	–	–	–	–	–
8511	142	212	186	2	4	2	1	3	2	–	1	–	1	–	–	140	208	184
8512	36	19	18	36	18	17	33	18	12	2	–	3	1	–	2	–	1	1
8513	21	24	27	19	18	23	16	10	12	2	8	8	1	–	3	2	6	4
8520	21	21	18	21	18	18	17	14	14	4	4	4	–	–	–	–	3	–
8531	17	34	35	2	8	10	2	2	7	–	6	3	–	–	–	15	26	25
8532	23	39	29	22	34	26	11	20	15	10	14	11	1	–	–	1	5	3
8541	5	4	1	5	4	1	3	–	–	2	3	1	–	1	–	–	–	–
8542	–	–	1	–	–	1	–	–	1	–	–	–	–	–	–	–	–	–
8550	1	1	3	1	1	3	–	1	2	1	–	1	–	–	–	–	–	–
8591	1	–	–	1	–	–	1	–	–	–	–	–	–	–	–	–	–	–
8593	3	4	2	3	4	2	1	–	–	2	4	2	–	–	–	–	–	–
8599	56	55	50	56	54	46	31	27	20	23	25	22	2	2	4	–	1	4
8610	1.523	1.505	1.450	1.523	1.389	1.358	1.199	1.091	1.033	312	288	320	12	10	5	–	116	92
8622	1	–	–	1	–	–	1	–	–	–	–	–	–	–	–	–	–	–
8630	179	193	191	179	173	177	146	141	149	32	28	28	1	4	–	–	20	14
8640	71	103	98	71	98	96	51	64	72	19	33	24	1	1	–	–	5	2
8650	9	15	10	9	13	10	4	10	7	3	2	2	2	1	1	–	2	–
8660	3	64	109	3	63	106	3	59	97	–	4	7	–	–	2	–	1	3
8690	8	6	3	8	6	3	5	2	1	3	3	2	–	1	–	–	–	–
8711	4	–	3	4	–	3	2	–	3	2	–	–	–	–	–	–	–	–
8712	12	28	29	12	25	23	8	21	17	4	4	6	–	–	–	–	3	6
8730	2	–	–	2	–	–	2	–	–	–	–	–	–	–	–	–	–	–
8800	47	58	58	47	48	54	34	34	42	13	14	12	–	–	–	–	10	4
9001	3	3	1	3	3	1	1	3	–	2	–	1	–	–	–	–	–	–
9103	2	–	1	2	–	1	–	–	1	2	–	–	–	–	–	–	–	–
9311	2	1	–	2	1	–	2	1	–	–	–	–	–	–	–	–	–	–
9312	15	13	16	15	11	12	9	8	10	6	2	2	–	1	–	–	2	4
9313	2	1	5	2	1	5	1	–	2	1	1	3	–	–	–	–	–	–
9321	6	5	5	6	5	5	3	3	4	3	2	1	–	–	–	–	–	–
9329	3	1	1	3	1	1	3	1	–	–	–	–	–	–	1	–	–	–
9411	4	1	4	4	1	4	2	1	3	2	–	–	–	–	1	–	–	–
9412	–	1	4	–	1	4	–	–	1	–	1	3	–	–	–	–	–	–
9420	5	8	6	5	7	6	2	3	3	1	4	2	2	–	1	–	1	–
9430	87	53	33	87	45	27	62	30	17	23	15	9	2	–	1	–	8	6
9491	13	15	12	13	12	10	7	6	7	4	6	3	2	–	–	–	3	2
9499	12	31	16	12	28	14	8	22	6	4	6	8	–	–	–	–	3	2
9511	19	18	12	19	17	12	11	6	4	7	9	7	1	2	1	–	1	–
9512	1	4	4	1	3	4	–	1	2	1	2	1	–	–	1	–	1	–
9521	6	–	2	6	–	2	3	–	1	3	–	1	–	–	–	–	–	–
9529	–	–	5	–	–	5	–	–	3	–	–	2	–	–	–	–	–	–
9601	14	18	5	14	14	2	8	6	–	4	3	1	2	5	1	–	4	3
9602	6	4	6	6	3	6	4	1	–	–	2	6	2	–	–	–	1	–
9603	4	8	22	4	8	22	2	2	7	2	6	15	–	–	–	–	–	–
9609	–	2	2	–	1	2	–	–	–	–	1	2	–	–	–	–	1	–
9700	–	1	–	–	1	–	–	1	–	–	–	–	–	–	–	–	–	–
9900	–	1	–	–	1	–	–	–	–	–	1	–	–	–	–	–	–	–
Ignorado	6.018	2.690	2.653	24	19	27	15	15	16	7	3	10	2	1	1	5.994	2.671	2.626

Fonte: DATAPREV, CAT, SUB.

Nota: Os dados são preliminares, estando sujeitos a correções.

Capítulo 14 - Pernambuco

14.2 - Quantidade de acidentes do trabalho, por situação do registro e motivo, segundo os grupos de idade e sexo, no estado de Pernambuco - 2014/2016

GRUPOS DE IDADE E SEXO	QUANTIDADE DE ACIDENTES DO TRABALHO																	
	Total			Com CAT Registrada												Sem CAT Registrada		
				Total			Motivo											
							Típico			Trajeto			Doença do Trabalho					
	2014	2015	2016	2014	2015	2016	2014	2015	2016	2014	2015	2016	2014	2015	2016	2014	2015	2016
TOTAL	**20.618**	**16.908**	**15.518**	**13.752**	**11.957**	**10.919**	**9.636**	**8.418**	**7.452**	**3.245**	**2.744**	**2.726**	**871**	**795**	**741**	**6.866**	**4.951**	**4.599**
Masculino	**14.814**	**12.097**	**10.982**	**10.171**	**8.727**	**7.865**	**7.393**	**6.295**	**5.493**	**2.232**	**1.894**	**1.902**	**546**	**538**	**470**	**4.643**	**3.370**	**3.117**
Feminino	**5.802**	**4.811**	**4.534**	**3.579**	**3.230**	**3.052**	**2.241**	**2.123**	**1.957**	**1.013**	**850**	**824**	**325**	**257**	**271**	**2.223**	**1.581**	**1.482**
Ignorado	**2**	**–**	**2**	**2**	**–**	**2**	**2**	**–**	**2**	**–**	**–**	**–**	**–**	**–**	**–**	**–**	**–**	**–**
Até 19 anos	333	220	126	255	184	109	185	123	78	65	59	30	5	2	1	78	36	17
Masculino	269	161	91	206	133	77	156	95	61	48	36	15	2	2	1	63	28	14
Feminino	64	59	35	49	51	32	29	28	17	17	23	15	3	–	–	15	8	3
Ignorado	–	–	–	–	–	–	–	–	–	–	–	–	–	–	–	–	–	–
20 a 24 anos	2.351	1.841	1.498	1.829	1.531	1.238	1.310	1.087	831	480	408	378	39	36	29	522	310	260
Masculino	1.815	1.435	1.163	1.425	1.198	967	1.050	880	673	345	292	272	30	26	22	390	237	196
Feminino	535	406	335	403	333	271	259	207	158	135	116	106	9	10	7	132	73	64
Ignorado	1	–	–	1	–	–	1	–	–	–	–	–	–	–	–	–	–	–
25 a 29 anos	3.403	2.719	2.429	2.546	2.184	1.919	1.769	1.513	1.273	647	555	545	130	116	101	857	535	510
Masculino	2.450	2.003	1.710	1.879	1.615	1.369	1.343	1.127	924	452	406	383	84	82	62	571	388	341
Feminino	953	716	718	667	569	549	426	386	348	195	149	162	46	34	39	286	147	169
Ignorado	–	–	1	–	–	1	–	–	1	–	–	–	–	–	–	–	–	–
30 a 34 anos	3.685	3.044	2.779	2.627	2.302	2.037	1.764	1.635	1.361	652	489	524	211	178	152	1.058	742	742
Masculino	2.616	2.149	1.953	1.927	1.639	1.467	1.351	1.188	1.005	456	339	372	120	112	90	689	510	486
Feminino	1.069	895	826	700	663	570	413	447	356	196	150	152	91	66	62	369	232	256
Ignorado	–	–	–	–	–	–	–	–	–	–	–	–	–	–	–	–	–	–
35 a 39 anos	3.247	2.728	2.612	2.192	1.965	1.854	1.557	1.343	1.298	457	472	421	178	150	135	1.055	763	758
Masculino	2.283	1.914	1.840	1.588	1.399	1.310	1.168	979	920	310	316	305	110	104	85	695	515	530
Feminino	963	814	771	603	566	543	388	364	377	147	156	116	68	46	50	360	248	228
Ignorado	1	–	1	1	–	1	1	–	1	–	–	–	–	–	–	–	–	–
40 a 44 anos	2.627	2.142	2.123	1.631	1.390	1.425	1.172	997	1.003	348	286	310	111	107	112	996	752	698
Masculino	1.834	1.485	1.422	1.185	993	970	876	725	700	238	201	202	71	67	68	649	492	452
Feminino	793	657	701	446	397	455	296	272	303	110	85	108	40	40	44	347	260	246
Ignorado	–	–	–	–	–	–	–	–	–	–	–	–	–	–	–	–	–	–
45 a 49 anos	2.069	1.780	1.660	1.177	1.059	1.056	845	732	729	250	224	235	82	103	92	892	721	604
Masculino	1.420	1.209	1.138	845	758	749	640	540	534	157	151	158	48	67	57	575	451	389
Feminino	649	571	522	332	301	307	205	192	195	93	73	77	34	36	35	317	270	215
Ignorado	–	–	–	–	–	–	–	–	–	–	–	–	–	–	–	–	–	–
50 a 54 anos	1.605	1.342	1.270	841	738	706	592	540	481	178	138	160	71	60	65	764	604	564
Masculino	1.154	918	887	639	538	510	461	409	364	124	88	107	54	41	39	515	380	377
Feminino	451	424	383	202	200	196	131	131	117	54	50	53	17	19	26	249	224	187
Ignorado	–	–	–	–	–	–	–	–	–	–	–	–	–	–	–	–	–	–
55 a 59 anos	914	765	689	442	410	359	301	307	253	109	74	76	32	29	30	472	355	330
Masculino	679	572	520	319	303	277	237	244	199	65	36	53	17	23	25	360	269	243
Feminino	235	193	169	123	107	82	64	63	54	44	38	23	15	6	5	112	86	87
Ignorado	–	–	–	–	–	–	–	–	–	–	–	–	–	–	–	–	–	–
60 a 64 anos	322	271	268	164	148	169	114	112	113	42	28	39	8	8	17	158	123	99
Masculino	250	206	209	123	114	132	89	85	90	27	21	28	7	8	14	127	92	77
Feminino	72	65	59	41	34	37	25	27	23	15	7	11	1	–	3	31	31	22
Ignorado	–	–	–	–	–	–	–	–	–	–	–	–	–	–	–	–	–	–
65 a 69 anos	52	44	45	40	34	28	22	24	22	14	8	5	4	2	1	12	10	17
Masculino	36	35	34	29	27	22	17	19	17	9	6	4	3	2	1	7	8	12
Feminino	16	9	11	11	7	6	5	5	5	5	2	1	1	–	–	5	2	5
Ignorado	–	–	–	–	–	–	–	–	–	–	–	–	–	–	–	–	–	–
70 anos e mais	8	12	18	6	12	18	3	5	9	3	3	3	–	4	6	2	–	–
Masculino	6	10	14	4	10	14	3	4	5	1	2	3	–	4	6	2	–	–
Feminino	2	2	4	2	2	4	–	1	4	2	1	–	–	–	–	–	–	–
Ignorado	–	–	–	–	–	–	–	–	–	–	–	–	–	–	–	–	–	–
Ignorada	2	–	1	2	–	1	2	–	1	–	–	–	–	–	–	–	–	–
Masculino	2	–	1	2	–	1	2	–	1	–	–	–	–	–	–	–	–	–
Feminino	–	–	–	–	–	–	–	–	–	–	–	–	–	–	–	–	–	–
Ignorado	–	–	–	–	–	–	–	–	–	–	–	–	–	–	–	–	–	–

Fonte: DATAPREV, CAT, SUB.
Nota: Os dados são preliminares, estando sujeitos a correções.

Capítulo 14 - Pernambuco

14.3 - Quantidade mensal de acidentes do trabalho, por situação do registro e motivo, no estado de Pernambuco - 2014/2016

MESES	QUANTIDADE DE ACIDENTES DO TRABALHO																	
	Total			Com CAT Registrada												Sem CAT Registrada		
				Total			Motivo											
							Típico			Trajeto			Doença do Trabalho					
	2014	2015	2016	2014	2015	2016	2014	2015	2016	2014	2015	2016	2014	2015	2016	2014	2015	2016
TOTAL	**20.618**	**16.908**	**15.518**	**13.752**	**11.957**	**10.919**	**9.636**	**8.418**	**7.452**	**3.245**	**2.744**	**2.726**	**871**	**795**	**741**	**6.866**	**4.951**	**4.599**
Janeiro	1.847	1.608	1.249	1.248	1.062	894	919	780	628	255	218	215	74	64	51	599	546	355
Fevereiro	1.773	1.417	1.233	1.190	978	844	851	701	576	253	211	197	86	66	71	583	439	389
Março	1.732	1.620	1.312	1.164	1.161	909	798	821	614	288	267	218	78	73	77	568	459	403
Abril	1.734	1.262	1.270	1.115	877	876	820	600	578	229	214	220	66	63	78	619	385	394
Maio	1.787	1.272	1.348	1.110	899	939	727	587	605	289	243	260	94	69	74	677	373	409
Junho	1.504	1.278	1.353	1.001	894	919	676	619	613	252	226	232	73	49	74	503	384	434
Julho	1.663	1.421	1.335	1.106	1.021	900	765	696	588	262	236	234	79	89	78	557	400	435
Agosto	1.690	1.437	1.407	1.136	1.014	979	755	688	671	320	238	231	61	88	77	554	423	428
Setembro	1.891	1.399	1.293	1.249	1.029	967	850	743	685	328	235	237	71	51	45	642	370	326
Outubro	1.850	1.532	1.337	1.238	1.064	983	861	770	683	307	237	257	70	57	43	612	468	354
Novembro	1.675	1.369	1.254	1.169	984	886	868	705	631	243	213	208	58	66	47	506	385	368
Dezembro	1.472	1.293	1.127	1.026	974	823	746	708	580	219	206	217	61	60	26	446	319	304

Fonte: DATAPREV, CAT, SUB.
Nota: Os dados são preliminares, estando sujeitos a correções.

DISTRIBUIÇÃO DE ACIDENTES DO TRABALHO, POR MOTIVO, NO ESTADO DE PERNAMBUCO - 2016

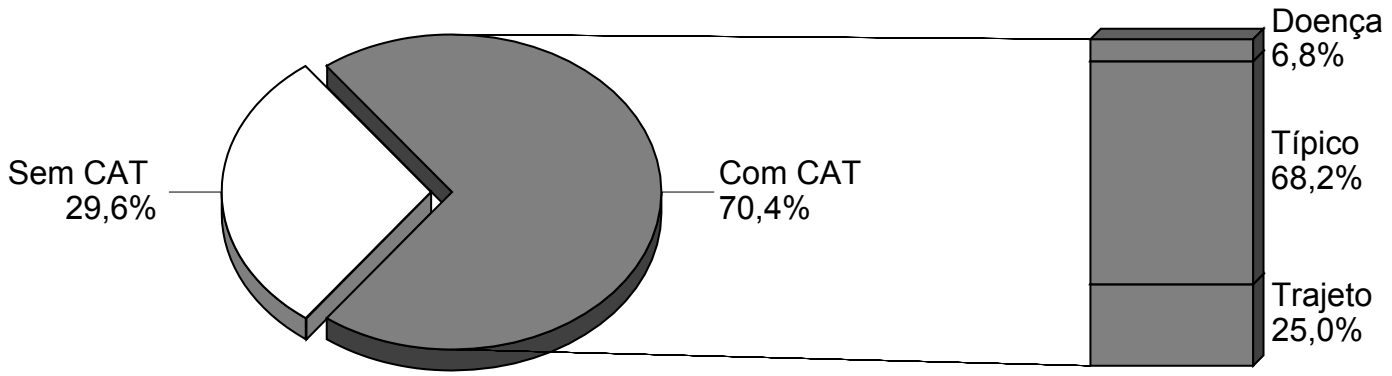

Fonte: DATAPREV, CAT, SUB.

Capítulo 15 - Alagoas

15.1 - Quantidade de acidentes do trabalho, por situação do registro e motivo, segundo a Classificação Nacional de Atividades Econômicas (CNAE), no estado de Alagoas - 2014/2016

(continua)

CNAE	QUANTIDADE DE ACIDENTES DO TRABALHO																	
	Total			Com CAT Registrada												Sem CAT Registrada		
				Total			Motivo											
							Típico			Trajeto			Doença do Trabalho					
	2014	2015	2016	2014	2015	2016	2014	2015	2016	2014	2015	2016	2014	2015	2016	2014	2015	2016
TOTAL	**5.902**	**4.974**	**4.425**	**4.069**	**3.730**	**3.114**	**3.347**	**3.053**	**2.462**	**607**	**576**	**561**	**115**	**101**	**91**	**1.833**	**1.244**	**1.311**
0111	13	–	–	–	–	–	–	–	–	–	–	–	–	–	–	13	–	–
0112	1	1	–	–	–	–	–	–	–	–	–	–	–	–	–	1	1	–
0113	30	24	30	30	22	26	26	20	24	2	2	2	2	–	–	–	2	4
0114	1	1	2	–	1	2	–	–	1	–	1	1	–	–	–	1	–	–
0115	–	–	1	–	–	–	–	–	–	–	–	–	–	–	–	–	–	1
0121	–	–	1	–	–	–	–	–	–	–	–	–	–	–	–	–	–	1
0133	1	–	2	1	–	1	1	–	1	–	–	–	–	–	–	–	–	1
0139	–	1	–	–	1	–	–	1	–	–	–	–	–	–	–	–	–	–
0141	1	–	2	1	–	2	1	–	1	–	–	1	–	–	–	–	–	–
0142	–	1	–	–	1	–	–	1	–	–	–	–	–	–	–	–	–	–
0151	3	2	1	3	2	1	3	2	–	–	–	1	–	–	–	–	–	–
0152	–	1	–	–	1	–	–	1	–	–	–	–	–	–	–	–	–	–
0155	9	1	4	9	1	4	7	–	4	2	1	–	–	–	–	–	–	–
0161	3	5	3	3	3	1	1	1	1	2	2	–	–	–	–	–	2	2
0162	–	1	–	–	1	–	–	1	–	–	–	–	–	–	–	–	–	–
0210	1	–	–	1	–	–	1	–	–	–	–	–	–	–	–	–	–	–
0312	1	–	–	–	–	–	–	–	–	–	–	–	–	–	–	1	–	–
0600	5	9	7	5	9	6	3	9	6	2	–	–	–	–	–	–	–	1
0724	17	5	4	1	–	–	–	–	–	1	–	–	–	–	–	16	5	4
0810	2	4	4	2	4	3	2	4	2	–	–	1	–	–	–	–	–	1
0910	11	7	7	11	7	6	6	7	5	5	–	1	–	–	–	–	–	1
1011	1	5	3	1	3	3	1	3	2	–	–	1	–	–	–	–	2	–
1012	1	1	–	–	–	–	–	–	–	–	–	–	–	–	–	1	1	–
1013	5	–	–	5	–	–	5	–	–	–	–	–	–	–	–	–	–	–
1020	1	–	–	1	–	–	–	–	–	1	–	–	–	–	–	–	–	–
1031	1	7	3	1	4	1	–	–	1	1	4	–	–	–	–	–	3	2
1052	5	13	3	5	9	3	3	7	1	2	2	2	–	–	–	–	4	–
1053	2	7	5	2	7	3	2	7	3	–	–	–	–	–	–	–	–	2
1061	–	1	–	–	1	–	–	1	–	–	–	–	–	–	–	–	–	–
1062	9	2	4	9	2	4	7	2	4	2	–	–	–	–	–	–	–	–
1064	8	7	8	8	4	7	4	1	4	4	3	1	–	–	2	–	3	1
1066	–	3	–	–	2	–	–	2	–	–	–	–	–	–	–	–	1	–
1069	33	22	19	33	21	17	31	19	13	1	2	3	1	–	1	–	1	2
1071	1.661	1.506	1.120	1.661	1.492	1.112	1.578	1.412	1.037	79	78	57	4	2	18	–	14	8
1081	1	–	–	1	–	–	1	–	–	–	–	–	–	–	–	–	–	–
1091	1	6	6	1	6	2	1	5	1	–	1	1	–	–	–	–	–	4
1092	1	1	–	1	1	–	1	1	–	–	–	–	–	–	–	–	–	–
1094	11	15	8	11	14	7	11	12	7	–	2	–	–	–	–	–	1	1
1095	–	1	–	–	1	–	–	1	–	–	–	–	–	–	–	–	–	–
1099	4	4	–	4	4	–	2	4	–	1	–	–	1	–	–	–	–	–
1111	2	–	1	–	–	1	–	–	–	–	–	1	–	–	–	2	–	–
1121	1	5	5	1	5	4	1	4	3	–	1	1	–	–	–	–	–	1
1122	48	66	35	48	61	33	37	53	26	11	8	7	–	–	–	–	5	2
1210	–	–	1	–	–	1	–	–	–	–	–	1	–	–	–	–	–	–
1311	10	5	–	10	5	–	8	4	–	2	1	–	–	–	–	–	–	–
1412	–	1	1	–	1	1	–	1	–	–	–	1	–	–	–	–	–	–
1521	7	1	3	–	–	–	–	–	–	–	–	–	–	–	–	7	1	3
1539	–	–	1	–	–	1	–	–	1	–	–	–	–	–	–	–	–	–
1610	2	–	–	–	–	–	–	–	–	–	–	–	–	–	–	2	–	–
1622	1	1	2	1	1	2	1	1	1	–	–	1	–	–	–	–	–	–
1731	1	1	1	–	–	–	–	–	–	–	–	–	–	–	–	1	1	1
1733	–	–	2	–	–	2	–	–	2	–	–	–	–	–	–	–	–	–
1741	1	–	–	–	–	–	–	–	–	–	–	–	–	–	–	1	–	–
1742	3	–	–	3	–	–	3	–	–	–	–	–	–	–	–	–	–	–
1812	–	2	–	–	2	–	–	1	–	–	1	–	–	–	–	–	–	–
1813	–	1	2	–	1	2	–	1	2	–	–	–	–	–	–	–	–	–
1910	1	–	–	–	–	–	–	–	–	–	–	–	–	–	–	1	–	–
1921	–	2	1	–	2	1	–	2	1	–	–	–	–	–	–	–	–	–
1931	47	61	37	46	57	33	43	56	32	1	1	1	2	–	–	1	4	4
2011	10	3	6	10	3	6	9	3	5	1	–	1	–	–	–	–	–	–
2013	1	1	3	1	1	2	1	1	2	–	–	–	–	–	–	–	–	1
2014	–	1	–	–	1	–	–	1	–	–	–	–	–	–	–	–	–	–
2021	–	2	1	–	2	1	–	2	1	–	–	–	–	–	–	–	–	–
2022	–	1	–	–	–	–	–	–	–	–	–	–	–	–	–	–	1	–
2031	6	3	4	4	2	4	3	2	2	1	–	2	–	–	–	2	1	–
2040	–	1	–	–	–	–	–	–	–	–	–	–	–	–	–	–	1	–
2062	6	4	2	6	3	1	6	2	1	–	1	–	–	–	–	–	1	1
2063	–	–	1	–	–	–	–	–	–	–	–	–	–	–	–	–	–	1
2071	5	–	–	5	–	–	4	–	–	1	–	–	–	–	–	–	–	–
2091	–	1	–	–	–	–	–	–	–	–	–	–	–	–	–	–	1	–
2099	–	1	2	–	1	2	–	1	2	–	–	–	–	–	–	–	–	–
2121	1	–	–	1	–	–	–	–	–	1	–	–	–	–	–	–	–	–
2211	1	–	–	–	–	–	–	–	–	–	–	–	–	–	–	1	–	–
2212	–	–	2	–	–	2	–	–	2	–	–	–	–	–	–	–	–	–

Capítulo 15 - Alagoas

15.1 - Quantidade de acidentes do trabalho, por situação do registro e motivo, segundo a Classificação Nacional de Atividades Econômicas (CNAE), no estado de Alagoas - 2014/2016

(continuação)

CNAE	QUANTIDADE DE ACIDENTES DO TRABALHO																	
	Total			Com CAT Registrada												Sem CAT Registrada		
				Total			Motivo											
							Típico			Trajeto			Doença do Trabalho					
	2014	2015	2016	2014	2015	2016	2014	2015	2016	2014	2015	2016	2014	2015	2016	2014	2015	2016
2219	7	2	–	–	–	–	–	–	–	–	–	–	–	–	–	7	2	–
2221	8	2	4	8	2	3	8	1	3	–	1	–	–	–	–	–	–	1
2222	4	3	4	4	3	4	4	3	3	–	–	1	–	–	–	–	–	–
2223	31	10	14	31	10	13	29	9	13	2	1	–	–	–	–	–	–	1
2229	29	33	19	29	28	16	19	24	10	10	4	6	–	–	–	–	5	3
2319	3	3	4	3	3	4	3	3	4	–	–	–	–	–	–	–	–	–
2320	4	4	4	3	3	4	3	3	4	–	–	–	–	–	–	1	1	–
2330	4	3	6	4	3	6	4	3	5	–	–	1	–	–	–	–	–	–
2342	9	7	14	9	4	11	8	4	8	1	–	3	–	–	–	–	3	3
2391	–	3	1	–	2	1	–	2	–	–	–	1	–	–	–	–	1	–
2411	1	–	–	1	–	–	1	–	–	–	–	–	–	–	–	–	–	–
2421	–	–	1	–	–	1	–	–	1	–	–	–	–	–	–	–	–	–
2424	–	–	1	–	–	1	–	–	1	–	–	–	–	–	–	–	–	–
2431	2	7	1	2	7	1	2	7	1	–	–	–	–	–	–	–	–	–
2451	–	1	1	–	1	–	–	1	–	–	–	–	–	–	–	–	–	1
2452	2	–	–	–	–	–	–	–	–	–	–	–	–	–	–	2	–	–
2511	–	1	–	–	–	–	–	–	–	–	–	–	–	–	–	–	1	–
2512	4	3	–	4	2	–	3	–	–	1	2	–	–	–	–	–	1	–
2513	4	2	1	4	2	1	3	1	–	1	1	–	–	–	1	–	–	–
2521	1	–	–	1	–	–	1	–	–	–	–	–	–	–	–	–	–	–
2522	1	–	–	–	–	–	–	–	–	–	–	–	–	–	–	1	–	–
2539	4	4	2	4	4	2	3	2	2	1	–	–	–	2	–	–	–	–
2542	1	–	–	1	–	–	1	–	–	–	–	–	–	–	–	–	–	–
2593	–	2	1	–	2	1	–	–	1	–	2	–	–	–	–	–	–	–
2599	–	–	1	–	–	1	–	–	–	–	–	1	–	–	–	–	–	–
2631	–	–	1	–	–	1	–	–	1	–	–	–	–	–	–	–	–	–
2733	–	1	2	–	1	2	–	–	–	–	1	2	–	–	–	–	–	–
2811	2	1	2	2	1	2	2	1	2	–	–	–	–	–	–	–	–	–
2813	–	1	–	–	1	–	–	–	–	–	1	–	–	–	–	–	–	–
2824	1	–	–	1	–	–	–	–	–	1	–	–	–	–	–	–	–	–
2840	–	2	–	–	1	–	–	–	–	–	1	–	–	–	–	–	1	–
2861	–	1	–	–	1	–	–	1	–	–	–	–	–	–	–	–	–	–
2866	–	–	1	–	–	1	–	–	1	–	–	–	–	–	–	–	–	–
2869	23	2	–	23	2	–	21	2	–	2	–	–	–	–	–	–	–	–
2930	–	2	–	–	2	–	–	2	–	–	–	–	–	–	–	–	–	–
3011	121	55	18	121	55	18	96	42	12	24	13	6	1	–	–	–	–	–
3101	–	1	2	–	1	2	–	–	1	–	1	1	–	–	–	–	–	–
3104	1	1	1	1	1	1	1	1	–	–	–	1	–	–	–	–	–	–
3230	1	–	–	–	–	–	–	–	–	–	–	–	–	–	–	1	–	–
3291	–	1	–	–	–	–	–	–	–	–	–	–	–	–	–	–	1	–
3299	–	1	–	–	1	–	–	1	–	–	–	–	–	–	–	–	–	–
3311	2	3	–	2	1	–	2	–	–	–	1	–	–	–	–	–	2	–
3314	11	10	6	11	9	4	10	6	4	1	3	–	–	–	–	–	1	2
3321	4	–	1	4	–	–	3	–	–	1	–	–	–	–	–	–	–	1
3329	1	–	–	1	–	–	1	–	–	–	–	–	–	–	–	–	–	–
3511	3	7	5	2	7	4	2	6	3	–	1	1	–	–	–	1	–	1
3514	16	16	12	16	16	12	14	13	11	1	2	1	1	1	–	–	–	–
3520	1	–	2	1	–	2	1	–	2	–	–	–	–	–	–	–	–	–
3600	14	10	12	14	10	12	8	7	8	6	3	4	–	–	–	–	–	–
3702	130	70	–	130	70	–	117	68	–	13	2	–	–	–	–	–	–	–
3811	8	54	127	8	53	125	7	45	113	1	6	9	–	2	3	–	1	2
3821	6	4	2	6	4	2	5	3	2	1	1	–	–	–	–	–	–	–
3832	–	1	1	–	1	1	–	1	1	–	–	–	–	–	–	–	–	–
3839	–	1	–	–	1	–	–	1	–	–	–	–	–	–	–	–	–	–
4110	11	18	20	11	14	16	8	7	14	3	6	2	–	1	–	–	4	4
4120	164	173	102	164	155	89	125	112	67	38	39	21	1	4	1	–	18	13
4211	7	9	8	7	7	6	3	6	5	3	1	1	1	–	–	–	2	2
4212	3	3	8	3	3	5	3	3	4	–	–	–	–	–	1	–	–	3
4213	–	3	–	–	3	–	–	2	–	–	1	–	–	–	–	–	–	–
4221	65	35	26	16	24	17	14	21	16	2	1	1	–	2	–	49	11	9
4222	1	4	4	1	4	4	1	4	4	–	–	–	–	–	–	–	–	–
4223	1	–	4	1	–	4	1	–	4	–	–	–	–	–	–	–	–	–
4292	8	3	3	8	2	1	8	2	1	–	–	–	–	–	–	–	1	2
4299	31	18	10	31	17	8	28	15	7	2	1	1	1	1	–	–	1	2
4312	–	1	–	–	1	–	–	1	–	–	–	–	–	–	–	–	–	–
4313	10	6	2	10	5	2	6	5	1	2	–	1	2	–	–	–	1	–
4321	13	11	7	13	11	7	11	6	3	2	5	4	–	–	–	–	–	–
4322	3	3	1	3	3	1	2	2	1	1	–	–	–	1	–	–	–	–
4329	–	2	2	–	2	1	–	1	1	–	1	–	–	–	–	–	–	1
4330	1	4	3	1	3	2	1	2	2	–	1	–	–	–	–	–	1	1
4391	1	4	–	1	4	–	1	4	–	–	–	–	–	–	–	–	–	–
4399	5	15	5	5	14	3	3	9	3	2	5	–	–	–	–	–	1	2
4511	4	7	6	4	7	6	1	4	4	3	1	2	–	2	–	–	–	–
4512	–	–	1	–	–	–	–	–	–	–	–	–	–	–	–	–	–	1
4520	4	1	2	4	1	2	2	1	1	2	–	1	–	–	–	–	–	–

Capítulo 15 - Alagoas

15.1 - Quantidade de acidentes do trabalho, por situação do registro e motivo, segundo a Classificação Nacional de Atividades Econômicas (CNAE), no estado de Alagoas - 2014/2016

(continuação)

CNAE	QUANTIDADE DE ACIDENTES DO TRABALHO																	
	Total			Com CAT Registrada												Sem CAT Registrada		
				Total			Motivo											
							Típico			Trajeto			Doença do Trabalho					
	2014	2015	2016	2014	2015	2016	2014	2015	2016	2014	2015	2016	2014	2015	2016	2014	2015	2016
4530	6	10	10	6	10	10	6	6	6	–	4	4	–	–	–	–	–	–
4541	3	2	1	3	2	1	–	1	–	2	1	1	1	–	–	–	–	–
4631	–	2	–	–	2	–	–	2	–	–	–	–	–	–	–	–	–	–
4632	1	4	3	1	4	3	1	–	2	–	4	1	–	–	–	–	–	–
4633	2	–	–	2	–	–	1	–	–	1	–	–	–	–	–	–	–	–
4634	–	–	1	–	–	1	–	–	–	–	–	1	–	–	–	–	–	–
4635	20	15	15	20	15	15	15	13	7	5	2	8	–	–	–	–	–	–
4636	1	1	–	1	1	–	1	1	–	–	–	–	–	–	–	–	–	–
4637	2	1	1	2	1	1	–	–	1	2	–	–	–	1	–	–	–	–
4639	23	34	26	23	29	22	10	13	12	13	15	10	–	1	–	–	5	4
4641	–	–	1	–	–	1	–	–	1	–	–	–	–	–	–	–	–	–
4643	2	–	1	2	–	1	1	–	–	1	–	1	–	–	–	–	–	–
4644	1	4	5	1	3	4	–	1	–	–	2	3	1	–	1	–	1	1
4646	3	4	5	3	3	4	1	–	1	1	3	3	1	–	–	–	1	1
4649	1	3	2	1	2	1	–	1	–	1	1	1	–	–	–	–	1	1
4662	2	–	–	2	–	–	1	–	–	1	–	–	–	–	–	–	–	–
4663	–	–	1	–	–	1	–	–	–	–	–	1	–	–	–	–	–	–
4672	1	4	–	1	4	–	1	4	–	–	–	–	–	–	–	–	–	–
4679	10	6	15	10	6	11	4	6	9	3	–	2	3	–	–	–	–	4
4681	–	2	1	–	2	1	–	1	1	–	1	–	–	–	–	–	–	–
4682	–	1	1	–	1	1	–	1	1	–	–	–	–	–	–	–	–	–
4686	–	1	1	–	1	1	–	–	1	–	1	–	–	–	–	–	–	–
4687	1	–	–	1	–	–	–	–	–	1	–	–	–	–	–	–	–	–
4689	–	3	–	–	3	–	–	–	–	–	3	–	–	–	–	–	–	–
4691	1	2	2	1	2	2	–	1	2	–	1	–	1	–	–	–	–	–
4693	4	5	5	4	5	5	3	5	4	1	–	1	–	–	–	–	–	–
4711	90	139	126	90	83	81	63	46	57	18	11	17	9	26	7	–	56	45
4712	10	4	4	10	4	4	4	3	–	5	1	4	1	–	–	–	–	–
4713	3	8	3	3	7	2	–	5	1	2	2	1	1	–	–	–	1	1
4721	2	2	2	2	2	2	2	–	1	–	1	–	–	1	1	–	–	–
4722	–	2	1	–	2	1	–	1	–	–	–	1	–	1	–	–	–	–
4723	–	3	1	–	3	1	–	1	1	–	2	–	–	–	–	–	–	–
4724	–	1	2	–	1	2	–	–	–	–	1	1	–	–	1	–	–	–
4729	–	1	1	–	1	1	–	1	–	–	–	1	–	–	–	–	–	–
4731	12	6	7	12	6	6	4	3	3	8	3	3	–	–	–	–	–	1
4741	2	1	2	2	1	2	1	1	1	1	–	1	–	–	–	–	–	–
4742	2	–	–	2	–	–	–	–	–	2	–	–	–	–	–	–	–	–
4743	4	2	4	4	2	4	3	2	2	1	–	2	–	–	–	–	–	–
4744	24	25	29	24	24	27	18	21	13	6	3	13	–	–	1	–	1	2
4751	1	–	–	1	–	–	–	–	–	–	–	–	1	–	–	–	–	–
4752	2	2	2	2	2	2	2	1	–	–	1	2	–	–	–	–	–	–
4753	5	4	2	5	3	2	4	1	1	1	2	1	–	–	–	–	1	–
4754	7	3	1	7	2	1	3	–	–	4	2	1	–	–	–	–	1	–
4755	2	3	3	2	3	3	–	2	3	2	1	–	–	–	–	–	–	–
4759	1	2	–	1	2	–	1	1	–	–	1	–	–	–	–	–	–	–
4761	2	–	1	2	–	1	1	–	–	1	–	1	–	–	–	–	–	–
4771	3	–	5	3	–	5	1	–	2	2	–	3	–	–	–	–	–	–
4772	–	–	1	–	–	1	–	–	–	–	–	1	–	–	–	–	–	–
4773	–	–	1	–	–	1	–	–	1	–	–	–	–	–	–	–	–	–
4774	4	1	–	4	1	–	1	–	–	3	1	–	–	–	–	–	–	–
4781	16	14	8	16	12	5	11	7	4	3	5	1	2	–	–	–	2	3
4782	4	1	1	4	1	1	3	–	–	1	1	1	–	–	–	–	–	–
4784	18	15	12	18	14	11	9	7	3	7	6	8	2	1	–	–	1	1
4789	9	4	5	9	4	5	2	1	–	7	3	5	–	–	–	–	–	–
4912	5	3	8	5	3	8	2	3	6	3	–	1	–	–	1	–	–	–
4921	26	39	49	26	24	20	10	7	10	13	12	10	3	5	–	–	15	29
4922	7	8	5	7	6	4	2	4	2	5	2	2	–	–	–	–	2	1
4929	2	–	2	2	–	2	–	–	1	2	–	–	–	–	1	–	–	–
4930	57	53	45	57	49	41	36	31	24	21	16	17	–	2	–	–	4	4
4940	–	1	1	–	1	1	–	1	–	–	–	1	–	–	–	–	–	–
5030	1	1	–	1	1	–	1	1	–	–	–	–	–	–	–	–	–	–
5111	10	5	6	4	2	3	2	1	3	1	1	–	1	–	–	6	3	3
5112	1	–	–	1	–	–	–	–	–	1	–	–	–	–	–	–	–	–
5211	5	5	6	–	1	–	–	1	–	–	–	–	–	–	–	5	4	6
5212	11	5	11	1	–	6	1	–	2	–	–	4	–	–	–	10	5	5
5221	1	–	–	–	–	–	–	–	–	–	–	–	–	–	–	1	–	–
5223	–	–	1	–	–	1	–	–	1	–	–	–	–	–	–	–	–	–
5229	1	–	–	1	–	–	–	–	–	1	–	–	–	–	–	–	–	–
5231	5	6	3	4	5	1	4	3	1	–	2	–	–	–	–	1	1	2
5232	–	1	1	–	–	–	–	–	–	–	–	–	–	–	–	–	1	1
5239	1	–	–	1	–	–	1	–	–	–	–	–	–	–	–	–	–	–
5240	3	4	1	3	3	1	3	3	1	–	–	–	–	–	–	–	1	–
5250	8	10	4	8	10	4	6	6	3	2	4	1	–	–	–	–	–	–
5310	135	186	93	135	186	93	88	142	57	13	16	13	34	28	23	–	–	–
5320	–	3	–	–	2	–	–	1	–	–	–	–	–	1	–	–	1	–
5510	54	37	34	54	32	31	43	17	27	10	15	4	1	–	–	–	5	3

Capítulo 15 - Alagoas

15.1 - Quantidade de acidentes do trabalho, por situação do registro e motivo, segundo a Classificação Nacional de Atividades Econômicas (CNAE), no estado de Alagoas - 2014/2016

(continuação)

CNAE	QUANTIDADE DE ACIDENTES DO TRABALHO																	
	Total			Com CAT Registrada												Sem CAT Registrada		
				Total			Motivo											
							Típico			Trajeto			Doença do Trabalho					
	2014	2015	2016	2014	2015	2016	2014	2015	2016	2014	2015	2016	2014	2015	2016	2014	2015	2016
5611	33	26	35	33	25	34	20	10	20	12	14	9	1	1	5	–	1	1
5620	10	4	6	10	3	6	5	2	5	5	1	–	–	–	1	–	1	–
5822	1	2	2	1	1	1	1	–	1	–	1	–	–	–	–	–	1	1
5914	1	2	1	1	2	1	–	2	1	1	–	–	–	–	–	–	–	–
6010	–	1	–	–	1	–	–	1	–	–	–	–	–	–	–	–	–	–
6021	–	2	4	–	1	4	–	–	–	–	–	4	–	1	–	–	1	–
6110	3	–	–	3	–	–	1	–	–	2	–	–	–	–	–	–	–	–
6120	–	3	4	–	3	3	–	3	3	–	–	–	–	–	–	–	–	1
6190	1	3	2	1	2	2	1	2	1	–	–	1	–	–	–	–	1	–
6201	11	2	–	–	–	–	–	–	–	–	–	–	–	–	–	11	2	–
6203	–	–	1	–	–	1	–	–	–	–	–	1	–	–	–	–	–	–
6209	–	1	2	–	1	2	–	–	2	–	1	–	–	–	–	–	–	–
6311	2	1	1	–	–	1	–	–	–	–	–	1	–	–	–	2	1	–
6319	–	–	1	–	–	1	–	–	–	–	–	1	–	–	–	–	–	–
6421	9	5	7	9	5	7	4	1	2	1	–	–	4	4	5	–	–	–
6422	28	76	70	28	48	36	24	47	26	–	–	3	4	1	7	–	28	34
6423	19	2	2	19	2	2	17	1	1	1	1	1	1	–	–	–	–	–
6424	2	3	1	2	1	1	2	1	1	–	–	–	–	–	–	–	2	–
6434	1	–	–	1	–	–	1	–	–	–	–	–	–	–	–	–	–	–
6435	3	2	1	–	–	–	–	–	–	–	–	–	–	–	–	3	2	1
6462	1	–	–	1	–	–	1	–	–	–	–	–	–	–	–	–	–	–
6463	–	1	–	–	1	–	–	1	–	–	–	–	–	–	–	–	–	–
6512	1	–	3	1	–	2	–	–	2	–	–	–	1	–	–	–	–	1
6550	8	4	5	8	4	5	2	–	4	6	3	1	–	1	–	–	–	–
6619	1	1	–	1	–	–	–	–	–	1	–	–	–	–	–	–	1	–
6621	1	–	–	–	–	–	–	–	–	–	–	–	–	–	–	1	–	–
6630	1	–	–	–	–	–	–	–	–	–	–	–	–	–	–	1	–	–
6810	2	4	6	2	4	6	–	4	2	2	–	3	–	–	1	–	–	–
6821	1	–	–	1	–	–	–	–	–	1	–	–	–	–	–	–	–	–
6822	2	1	4	2	1	4	2	1	1	–	–	3	–	–	–	–	–	–
6911	1	–	–	1	–	–	1	–	–	–	–	–	–	–	–	–	–	–
6920	2	3	4	2	3	3	–	3	–	1	–	2	1	–	1	–	–	1
7010	1	–	–	–	–	–	–	–	–	–	–	–	–	–	–	1	–	–
7020	1	1	2	1	1	2	1	–	–	–	1	2	–	–	–	–	–	–
7112	11	4	12	11	4	11	8	3	6	2	1	5	1	–	–	–	–	1
7119	25	2	11	25	2	11	22	2	11	3	–	–	–	–	–	–	–	–
7120	1	2	3	1	2	3	–	1	3	1	–	–	–	1	–	–	–	–
7210	1	1	1	1	1	–	–	1	–	1	–	–	–	–	–	–	–	1
7220	–	–	1	–	–	1	–	–	1	–	–	–	–	–	–	–	–	–
7319	2	2	4	2	2	4	2	1	3	–	1	1	–	–	–	–	–	–
7420	1	27	9	–	–	1	–	–	1	–	–	–	–	–	–	1	27	8
7490	1	3	1	1	1	1	–	–	1	1	1	–	–	–	–	–	2	–
7711	–	1	4	–	1	3	–	–	3	–	1	–	–	–	–	–	–	1
7719	–	1	–	–	1	–	–	1	–	–	–	–	–	–	–	–	–	–
7721	1	–	–	1	–	–	1	–	–	–	–	–	–	–	–	–	–	–
7731	–	–	2	–	–	2	–	–	1	–	–	1	–	–	–	–	–	–
7732	3	3	3	3	3	3	2	2	2	1	1	1	–	–	–	–	–	–
7733	1	–	–	–	–	–	–	–	–	–	–	–	–	–	–	1	–	–
7739	4	5	4	4	5	4	4	4	4	–	1	–	–	–	–	–	–	–
7810	1	1	–	1	–	–	–	–	–	1	–	–	–	–	–	–	1	–
7820	11	2	1	11	2	–	6	–	–	5	2	–	–	–	–	–	–	1
7830	–	2	6	–	2	5	–	2	4	–	–	1	–	–	–	–	–	1
7911	–	3	1	–	3	1	–	–	–	–	2	1	–	1	–	–	–	–
8011	41	30	24	41	24	21	23	13	11	18	11	10	–	–	–	–	6	3
8012	17	33	29	16	27	24	10	8	9	6	19	15	–	–	–	1	6	5
8020	5	8	7	5	8	6	4	5	4	1	3	2	–	–	–	–	–	1
8030	3	–	–	–	–	–	–	–	–	–	–	–	–	–	–	3	–	–
8111	–	1	3	–	1	3	–	–	–	–	1	2	–	–	1	–	–	–
8112	12	17	8	12	16	8	10	11	6	2	5	2	–	–	–	–	1	–
8121	7	16	20	7	9	14	3	4	4	4	5	10	–	–	–	–	7	6
8122	–	1	–	–	1	–	–	–	–	–	1	–	–	–	–	–	–	–
8129	17	–	1	17	–	1	1	–	–	1	–	1	15	–	–	–	–	–
8130	1	2	–	–	–	–	–	–	–	–	–	–	–	–	–	1	2	–
8211	2	4	3	1	3	3	–	3	1	1	–	1	–	–	1	1	1	–
8219	–	–	1	–	–	–	–	–	–	–	–	–	–	–	–	–	–	1
8220	2	33	92	2	25	58	2	10	22	–	15	34	–	–	2	–	8	34
8230	3	–	2	3	–	2	–	–	1	3	–	1	–	–	–	–	–	–
8291	–	1	1	–	–	1	–	–	1	–	–	–	–	–	–	–	1	–
8292	1	4	2	1	3	2	–	1	2	1	2	–	–	–	–	–	1	–
8299	12	8	8	12	7	6	3	–	5	6	6	1	3	1	–	–	1	2
8411	16	11	21	16	9	16	9	4	12	7	5	4	–	–	–	–	2	5
8423	–	1	1	–	1	–	–	1	–	–	–	–	–	–	–	–	–	1
8424	–	–	3	–	–	3	–	–	2	–	–	1	–	–	–	–	–	–
8511	48	8	3	–	–	1	–	–	1	–	–	–	–	–	–	48	8	2
8512	1	11	6	1	11	5	1	10	5	–	1	–	–	–	–	–	–	1
8513	16	10	17	16	10	17	14	9	15	2	1	2	–	–	–	–	–	–

Capítulo 15 - Alagoas

15.1 - Quantidade de acidentes do trabalho, por situação do registro e motivo, segundo a Classificação Nacional de Atividades Econômicas (CNAE), no estado de Alagoas - 2014/2016

(conclusão)

CNAE	QUANTIDADE DE ACIDENTES DO TRABALHO																	
	Total			Com CAT Registrada												Sem CAT Registrada		
				Total			Motivo											
							Típico			Trajeto			Doença do Trabalho					
	2014	2015	2016	2014	2015	2016	2014	2015	2016	2014	2015	2016	2014	2015	2016	2014	2015	2016
8520	3	–	2	3	–	2	1	–	2	2	–	–	–	–	–	–	–	–
8531	–	3	3	–	–	2	–	–	2	–	–	–	–	–	–	–	3	1
8532	17	19	19	17	18	19	7	16	15	10	2	4	–	–	–	–	1	–
8541	–	–	1	–	–	1	–	–	1	–	–	–	–	–	–	–	–	–
8593	1	–	1	1	–	1	1	–	–	–	–	1	–	–	–	–	–	–
8599	11	14	7	11	12	7	6	9	4	5	3	3	–	–	–	–	2	–
8610	335	391	408	335	368	375	294	299	300	40	65	73	1	4	2	–	23	33
8630	1	1	2	1	1	2	–	–	–	1	1	2	–	–	–	–	–	–
8640	4	16	24	4	14	24	3	11	17	1	2	6	–	1	1	–	2	–
8650	11	7	33	11	5	25	8	3	23	3	2	2	–	–	–	–	2	8
8660	1	5	11	1	5	11	–	2	8	1	3	3	–	–	–	–	–	–
8690	–	–	2	–	–	2	–	–	1	–	–	1	–	–	–	–	–	–
8712	–	1	1	–	1	1	–	–	1	–	1	–	–	–	–	–	–	–
8720	–	–	2	–	–	2	–	–	2	–	–	–	–	–	–	–	–	–
8730	3	3	4	3	2	2	3	1	1	–	1	1	–	–	–	–	1	2
8800	13	13	12	13	12	12	9	10	11	2	2	1	2	–	–	–	1	–
9102	–	1	–	–	1	–	–	1	–	–	–	–	–	–	–	–	–	–
9312	–	2	1	–	1	1	–	1	1	–	–	–	–	–	–	–	1	–
9313	–	–	1	–	–	1	–	–	–	–	–	1	–	–	–	–	–	–
9319	2	1	–	2	1	–	–	–	–	2	1	–	–	–	–	–	–	–
9321	1	1	1	1	1	–	1	1	–	–	–	–	–	–	–	–	–	1
9430	8	13	14	8	4	8	2	1	4	5	3	4	1	–	–	–	9	6
9491	4	1	3	4	1	1	3	–	–	1	1	1	–	–	–	–	–	2
9499	4	9	20	4	9	18	2	4	12	2	5	6	–	–	–	–	–	2
9511	–	3	1	–	3	1	–	1	1	–	2	–	–	–	–	–	–	–
9512	1	1	–	1	1	–	–	1	–	1	–	–	–	–	–	–	–	–
9521	1	–	–	1	–	–	1	–	–	–	–	–	–	–	–	–	–	–
9529	1	–	–	1	–	–	1	–	–	–	–	–	–	–	–	–	–	–
9601	1	1	3	1	1	3	1	1	1	–	–	1	–	–	1	–	–	–
9602	1	1	1	1	–	1	–	–	1	–	–	–	1	–	–	–	1	–
9603	2	6	4	2	6	3	–	5	–	2	1	3	–	–	–	–	–	1
9609	1	–	–	1	–	–	1	–	–	–	–	–	–	–	–	–	–	–
Ignorado	1.627	856	926	5	2	8	4	1	6	1	1	2	–	–	–	1.622	854	918

Fonte: DATAPREV, CAT, SUB.
Nota: Os dados são preliminares, estando sujeitos a correções.

Capítulo 15 - Alagoas

15.2 - Quantidade de acidentes do trabalho, por situação do registro e motivo, segundo os grupos de idade e sexo, no estado de Alagoas - 2014/2016

GRUPOS DE IDADE E SEXO	QUANTIDADE DE ACIDENTES DO TRABALHO																	
	Total			Com CAT Registrada												Sem CAT Registrada		
				Total			Motivo											
							Típico			Trajeto			Doença do Trabalho					
	2014	2015	2016	2014	2015	2016	2014	2015	2016	2014	2015	2016	2014	2015	2016	2014	2015	2016
TOTAL	**5.902**	**4.974**	**4.425**	**4.069**	**3.730**	**3.114**	**3.347**	**3.053**	**2.462**	**607**	**576**	**561**	**115**	**101**	**91**	**1.833**	**1.244**	**1.311**
Masculino	**4.670**	**3.892**	**3.287**	**3.441**	**3.083**	**2.427**	**2.890**	**2.595**	**1.968**	**474**	**433**	**408**	**77**	**55**	**51**	**1.229**	**809**	**860**
Feminino	**1.232**	**1.082**	**1.138**	**628**	**647**	**687**	**457**	**458**	**494**	**133**	**143**	**153**	**38**	**46**	**40**	**604**	**435**	**451**
Ignorado	**–**	**–**	**–**	**–**	**–**	**–**	**–**	**–**	**–**	**–**	**–**	**–**	**–**	**–**	**–**	**–**	**–**	**–**
Até 19 anos	141	94	64	126	89	54	113	82	44	13	7	10	–	–	–	15	5	10
Masculino	136	88	57	121	85	49	110	79	42	11	6	7	–	–	–	15	3	8
Feminino	5	6	7	5	4	5	3	3	2	2	1	3	–	–	–	–	2	2
Ignorado	–	–	–	–	–	–	–	–	–	–	–	–	–	–	–	–	–	–
20 a 24 anos	828	697	531	696	606	437	587	493	352	102	111	83	7	2	2	132	91	94
Masculino	732	588	440	630	533	375	546	445	311	79	87	63	5	1	1	102	55	65
Feminino	96	109	91	66	73	62	41	48	41	23	24	20	2	1	1	30	36	29
Ignorado	–	–	–	–	–	–	–	–	–	–	–	–	–	–	–	–	–	–
25 a 29 anos	1.015	803	777	791	669	589	648	535	453	134	121	121	9	13	15	224	134	188
Masculino	817	630	574	671	554	459	562	448	359	103	99	91	6	7	9	146	76	115
Feminino	198	173	203	120	115	130	86	87	94	31	22	30	3	6	6	78	58	73
Ignorado	–	–	–	–	–	–	–	–	–	–	–	–	–	–	–	–	–	–
30 a 34 anos	1.051	900	781	772	708	578	623	588	464	125	99	100	24	21	14	279	192	203
Masculino	809	697	556	641	580	428	520	496	351	105	74	74	16	10	3	168	117	128
Feminino	242	203	225	131	128	150	103	92	113	20	25	26	8	11	11	111	75	75
Ignorado	–	–	–	–	–	–	–	–	–	–	–	–	–	–	–	–	–	–
35 a 39 anos	883	754	718	601	554	519	488	458	404	93	74	96	20	22	19	282	200	199
Masculino	675	578	533	503	452	393	415	389	311	75	52	70	13	11	12	172	126	140
Feminino	208	176	185	98	102	126	73	69	93	18	22	26	7	11	7	110	74	59
Ignorado	–	–	–	–	–	–	–	–	–	–	–	–	–	–	–	–	–	–
40 a 44 anos	682	613	564	420	444	382	354	372	299	50	59	67	16	13	16	262	169	182
Masculino	508	483	417	337	365	295	289	314	241	35	44	45	13	7	9	171	118	122
Feminino	174	130	147	83	79	87	65	58	58	15	15	22	3	6	7	91	51	60
Ignorado	–	–	–	–	–	–	–	–	–	–	–	–	–	–	–	–	–	–
45 a 49 anos	564	467	424	295	282	252	239	218	207	40	51	35	16	13	10	269	185	172
Masculino	426	344	306	250	221	206	209	179	169	31	36	29	10	6	8	176	123	100
Feminino	138	123	118	45	61	46	30	39	38	9	15	6	6	7	2	93	62	72
Ignorado	–	–	–	–	–	–	–	–	–	–	–	–	–	–	–	–	–	–
50 a 54 anos	432	347	286	204	196	139	177	158	114	15	30	20	12	8	5	228	151	147
Masculino	311	250	195	155	148	108	141	122	93	8	20	12	6	6	3	156	102	87
Feminino	121	97	91	49	48	31	36	36	21	7	10	8	6	2	2	72	49	60
Ignorado	–	–	–	–	–	–	–	–	–	–	–	–	–	–	–	–	–	–
55 a 59 anos	219	210	203	110	122	114	81	102	86	18	13	21	11	7	7	109	88	89
Masculino	182	161	151	90	99	79	68	85	63	14	9	13	8	5	3	92	62	72
Feminino	37	49	52	20	23	35	13	17	23	4	4	8	3	2	4	17	26	17
Ignorado	–	–	–	–	–	–	–	–	–	–	–	–	–	–	–	–	–	–
60 a 64 anos	69	74	65	37	45	39	23	36	32	14	8	5	–	1	2	32	29	26
Masculino	60	62	48	30	35	26	19	29	21	11	5	3	–	1	2	30	27	22
Feminino	9	12	17	7	10	13	4	7	11	3	3	2	–	–	–	2	2	4
Ignorado	–	–	–	–	–	–	–	–	–	–	–	–	–	–	–	–	–	–
65 a 69 anos	13	11	10	12	11	9	10	7	5	2	3	3	–	1	1	1	–	1
Masculino	10	7	8	9	7	7	8	5	5	1	1	1	–	1	1	1	–	1
Feminino	3	4	2	3	4	2	2	2	–	1	2	2	–	–	–	–	–	–
Ignorado	–	–	–	–	–	–	–	–	–	–	–	–	–	–	–	–	–	–
70 anos e mais	3	3	2	3	3	2	2	3	2	1	–	–	–	–	–	–	–	–
Masculino	2	3	2	2	3	2	1	3	2	1	–	–	–	–	–	–	–	–
Feminino	1	–	–	1	–	–	1	–	–	–	–	–	–	–	–	–	–	–
Ignorado	–	–	–	–	–	–	–	–	–	–	–	–	–	–	–	–	–	–
Ignorada	2	1	–	2	1	–	2	1	–	–	–	–	–	–	–	–	–	–
Masculino	2	1	–	2	1	–	2	1	–	–	–	–	–	–	–	–	–	–
Feminino	–	–	–	–	–	–	–	–	–	–	–	–	–	–	–	–	–	–
Ignorado	–	–	–	–	–	–	–	–	–	–	–	–	–	–	–	–	–	–

Fonte: DATAPREV, CAT, SUB.
Nota: Os dados são preliminares, estando sujeitos a correções.

Capítulo 15 - Alagoas

15.3 - Quantidade mensal de acidentes do trabalho, por situação do registro e motivo, no estado de Alagoas - 2014/2016

MESES	QUANTIDADE DE ACIDENTES DO TRABALHO																	
	Total			Com CAT Registrada												Sem CAT Registrada		
				Total			Motivo											
							Típico			Trajeto			Doença do Trabalho					
	2014	2015	2016	2014	2015	2016	2014	2015	2016	2014	2015	2016	2014	2015	2016	2014	2015	2016
TOTAL	**5.902**	**4.974**	**4.425**	**4.069**	**3.730**	**3.114**	**3.347**	**3.053**	**2.462**	**607**	**576**	**561**	**115**	**101**	**91**	**1.833**	**1.244**	**1.311**
Janeiro	621	620	426	438	458	331	387	403	269	42	49	52	9	6	10	183	162	95
Fevereiro	586	475	431	413	358	298	353	304	250	50	47	40	10	7	8	173	117	133
Março	486	532	398	339	390	268	284	327	210	45	54	49	10	9	9	147	142	130
Abril	384	395	286	244	289	156	184	229	116	52	45	32	8	15	8	140	106	130
Maio	397	304	301	240	226	189	170	184	139	61	30	42	9	12	8	157	78	112
Junho	366	274	319	221	201	223	153	152	157	45	41	61	23	8	5	145	73	96
Julho	439	339	342	269	230	220	218	174	157	47	49	59	4	7	4	170	109	122
Agosto	426	335	329	279	242	225	227	189	172	45	44	45	7	9	8	147	93	104
Setembro	472	375	322	315	281	224	251	224	168	57	48	46	7	9	10	157	94	98
Outubro	584	409	430	420	303	326	355	248	263	48	47	56	17	8	7	164	106	104
Novembro	592	507	441	459	411	343	399	347	301	54	60	38	6	4	4	133	96	98
Dezembro	549	409	400	432	341	311	366	272	260	61	62	41	5	7	10	117	68	89

Fonte: DATAPREV, CAT, SUB.
Nota: Os dados são preliminares, estando sujeitos a correções.

DISTRIBUIÇÃO DE ACIDENTES DO TRABALHO, POR MOTIVO, NO ESTADO DE ALAGOAS - 2016

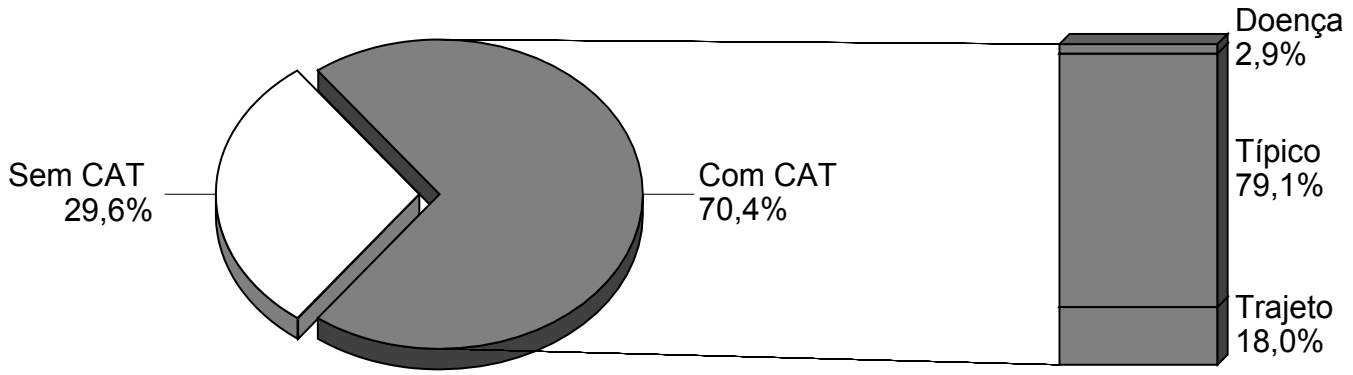

Fonte: DATAPREV, CAT, SUB.

Capítulo 16 - Sergipe

16.1 - Quantidade de acidentes do trabalho, por situação do registro e motivo, segundo a Classificação Nacional de Atividades Econômicas (CNAE), no estado de Sergipe - 2014/2016

(continua)

CNAE	QUANTIDADE DE ACIDENTES DO TRABALHO																	
	Total			Com CAT Registrada												Sem CAT Registrada		
				Total			Motivo											
							Típico			Trajeto			Doença do Trabalho					
	2014	2015	2016	2014	2015	2016	2014	2015	2016	2014	2015	2016	2014	2015	2016	2014	2015	2016
TOTAL	**3.223**	**2.819**	**2.667**	**2.511**	**2.200**	**2.136**	**1.855**	**1.663**	**1.589**	**581**	**495**	**498**	**75**	**42**	**49**	**712**	**619**	**531**
0111	7	–	–	–	–	–	–	–	–	–	–	–	–	–	–	7	–	–
0112	–	1	1	–	–	–	–	–	–	–	–	–	–	–	–	–	1	1
0113	16	19	17	15	16	15	14	15	14	1	1	1	–	–	–	1	3	2
0114	1	–	–	–	–	–	–	–	–	–	–	–	–	–	–	1	–	–
0116	–	2	–	–	2	–	–	2	–	–	–	–	–	–	–	–	–	–
0119	–	1	–	–	1	–	–	1	–	–	–	–	–	–	–	–	–	–
0131	–	3	1	–	2	1	–	1	–	–	–	1	–	1	–	–	1	–
0133	3	3	4	3	2	1	2	2	1	1	–	–	–	–	–	–	1	3
0139	1	–	–	1	–	–	1	–	–	–	–	–	–	–	–	–	–	–
0141	1	1	2	1	1	2	–	1	2	1	–	–	–	–	–	–	–	–
0151	3	–	–	3	–	–	1	–	–	1	–	–	1	–	–	–	–	–
0155	3	11	11	3	11	11	3	9	11	–	2	–	–	–	–	–	–	–
0161	4	2	1	4	2	1	3	2	1	1	–	–	–	–	–	–	–	–
0162	1	–	1	1	–	1	1	–	–	–	–	1	–	–	–	–	–	–
0210	2	4	–	2	4	–	2	3	–	–	1	–	–	–	–	–	–	–
0322	1	–	–	1	–	–	–	–	–	1	–	–	–	–	–	–	–	–
0600	80	69	93	80	69	93	64	64	86	14	5	6	2	–	1	–	–	–
0810	7	2	5	7	2	5	7	2	5	–	–	–	–	–	–	–	–	–
0891	10	10	7	10	10	7	9	9	5	1	1	1	–	–	1	–	–	–
0910	28	20	12	28	20	8	24	17	7	2	1	–	2	2	1	–	–	4
1012	5	7	7	–	6	7	–	4	6	–	2	1	–	–	–	5	1	–
1031	1	1	3	1	1	3	1	1	3	–	–	–	–	–	–	–	–	–
1033	13	5	23	13	5	22	11	5	19	2	–	3	–	–	–	–	–	1
1052	15	12	6	15	12	3	13	10	3	2	2	–	–	–	–	–	–	3
1053	1	1	–	1	1	–	1	–	–	–	1	–	–	–	–	–	–	–
1061	1	–	–	1	–	–	1	–	–	–	–	–	–	–	–	–	–	–
1062	5	3	4	5	2	4	3	2	4	2	–	–	–	–	–	–	1	–
1064	4	2	4	4	2	4	3	2	4	1	–	–	–	–	–	–	–	–
1066	–	1	–	–	1	–	–	1	–	–	–	–	–	–	–	–	–	–
1069	1	3	3	1	3	1	1	3	1	–	–	–	–	–	–	–	–	2
1071	5	7	1	5	7	1	2	5	–	2	2	1	1	–	–	–	–	–
1081	3	5	6	3	5	6	3	5	6	–	–	–	–	–	–	–	–	–
1091	4	4	7	4	3	5	3	3	4	1	–	–	–	–	1	–	1	2
1092	47	12	3	47	8	2	43	7	2	4	1	–	–	–	–	–	4	1
1096	1	–	–	1	–	–	1	–	–	–	–	–	–	–	–	–	–	–
1099	9	5	5	9	5	4	6	4	3	3	1	1	–	–	–	–	–	1
1113	12	10	2	12	9	1	12	9	1	–	–	–	–	–	–	–	1	1
1121	5	2	1	5	1	1	4	1	1	1	–	–	–	–	–	–	1	–
1122	–	1	–	–	1	–	–	1	–	–	–	–	–	–	–	–	–	–
1220	–	2	–	–	2	–	–	2	–	–	–	–	–	–	–	–	–	–
1311	1	7	6	1	7	6	1	4	5	–	3	1	–	–	–	–	–	–
1312	1	1	–	1	1	–	1	1	–	–	–	–	–	–	–	–	–	–
1321	54	38	36	54	36	35	43	27	30	11	9	5	–	–	–	–	2	1
1330	–	1	–	–	1	–	–	1	–	–	–	–	–	–	–	–	–	–
1351	17	17	23	17	16	22	11	12	19	2	1	3	4	3	–	–	1	1
1411	2	1	4	2	1	4	1	1	2	–	–	2	1	–	–	–	–	–
1412	12	13	8	12	10	7	8	8	5	3	1	1	1	1	1	–	3	1
1413	2	1	2	2	1	2	–	–	–	1	–	–	1	1	2	–	–	–
1531	55	69	42	55	60	36	36	37	23	17	23	13	2	–	–	–	9	6
1533	12	10	8	12	9	7	8	8	5	4	1	–	–	–	2	–	1	1
1540	–	1	–	–	1	–	–	1	–	–	–	–	–	–	–	–	–	–
1610	–	–	1	–	–	1	–	–	1	–	–	–	–	–	–	–	–	–
1621	1	–	–	1	–	–	1	–	–	–	–	–	–	–	–	–	–	–
1622	8	5	4	8	5	4	6	3	4	2	2	–	–	–	–	–	–	–
1721	3	5	1	3	3	1	3	3	1	–	–	–	–	–	–	–	2	–
1731	2	2	1	–	–	–	–	–	–	–	–	–	–	–	–	2	2	1
1742	2	–	–	2	–	–	2	–	–	–	–	–	–	–	–	–	–	–
1811	1	–	–	–	–	–	–	–	–	–	–	–	–	–	–	1	–	–
1812	3	2	1	–	–	–	–	–	–	–	–	–	–	–	–	3	2	1
1813	2	1	2	2	1	2	1	1	2	–	–	–	1	–	–	–	–	–
1822	1	1	–	1	1	–	1	–	–	–	1	–	–	–	–	–	–	–
1921	11	18	14	11	18	14	10	16	8	–	1	–	1	1	6	–	–	–
1931	22	22	13	22	21	10	15	18	7	7	3	3	–	–	–	–	1	3
2013	38	42	23	38	41	22	34	39	21	3	2	1	1	–	–	–	1	1
2014	–	3	–	–	3	–	–	–	–	–	3	–	–	–	–	–	–	–
2022	1	–	–	1	–	–	1	–	–	–	–	–	–	–	–	–	–	–
2061	–	7	5	–	7	3	–	5	3	–	2	–	–	–	–	–	–	2
2063	10	11	13	10	11	13	9	10	8	1	1	5	–	–	–	–	–	–
2071	3	–	–	3	–	–	2	–	–	1	–	–	–	–	–	–	–	–
2073	1	–	–	1	–	–	1	–	–	–	–	–	–	–	–	–	–	–

Capítulo 16 - Sergipe

16.1 - Quantidade de acidentes do trabalho, por situação do registro e motivo, segundo a Classificação Nacional de Atividades Econômicas (CNAE), no estado de Sergipe - 2014/2016

(continuação)

CNAE	QUANTIDADE DE ACIDENTES DO TRABALHO																	
	Total			Com CAT Registrada												Sem CAT Registrada		
				Total			Motivo											
							Típico			Trajeto			Doença do Trabalho					
	2014	2015	2016	2014	2015	2016	2014	2015	2016	2014	2015	2016	2014	2015	2016	2014	2015	2016
2091	1	–	–	–	–	–	–	–	–	–	–	–	–	–	–	1	–	–
2212	–	1	3	–	1	3	–	1	3	–	–	–	–	–	–	–	–	–
2219	1	1	–	–	–	–	–	–	–	–	–	–	–	–	–	1	1	–
2222	6	1	2	5	1	1	4	–	1	1	1	–	–	–	–	1	–	1
2229	6	6	1	6	4	1	4	4	1	2	–	–	–	–	–	–	2	–
2312	–	3	–	–	3	–	–	3	–	–	–	–	–	–	–	–	–	–
2319	–	–	1	–	–	1	–	–	1	–	–	–	–	–	–	–	–	–
2320	12	8	6	12	8	6	12	8	4	–	–	2	–	–	–	–	–	–
2330	5	2	6	5	2	6	4	2	3	–	–	3	1	–	–	–	–	–
2342	14	17	13	14	14	11	8	9	9	6	5	1	–	–	1	–	3	2
2391	6	4	10	6	4	9	5	2	7	–	2	2	1	–	–	–	–	1
2392	4	4	5	4	4	5	4	4	5	–	–	–	–	–	–	–	–	–
2399	–	1	–	–	1	–	–	1	–	–	–	–	–	–	–	–	–	–
2424	2	–	2	2	–	2	2	–	1	–	–	1	–	–	–	–	–	–
2431	1	–	–	1	–	–	1	–	–	–	–	–	–	–	–	–	–	–
2441	–	–	1	–	–	1	–	–	1	–	–	–	–	–	–	–	–	–
2511	4	17	3	4	14	3	4	13	3	–	1	–	–	–	–	–	3	–
2512	6	3	–	6	3	–	5	3	–	–	–	–	1	–	–	–	–	–
2521	–	–	1	–	–	1	–	–	1	–	–	–	–	–	–	–	–	–
2539	1	2	–	1	1	–	1	1	–	–	–	–	–	–	–	–	1	–
2542	–	1	–	–	1	–	–	1	–	–	–	–	–	–	–	–	–	–
2591	9	5	5	9	5	5	8	4	5	1	1	–	–	–	–	–	–	–
2592	–	–	1	–	–	1	–	–	–	–	–	1	–	–	–	–	–	–
2593	2	–	–	2	–	–	2	–	–	–	–	–	–	–	–	–	–	–
2610	–	–	1	–	–	1	–	–	1	–	–	–	–	–	–	–	–	–
2622	2	–	1	2	–	1	2	–	–	–	–	1	–	–	–	–	–	–
2731	1	1	–	1	1	–	1	1	–	–	–	–	–	–	–	–	–	–
2759	8	5	3	8	3	3	5	2	3	2	1	–	1	–	–	–	2	–
2811	1	–	–	–	–	–	–	–	–	–	–	–	–	–	–	1	–	–
2829	1	1	–	1	1	–	1	1	–	–	–	–	–	–	–	–	–	–
2840	1	–	1	1	–	1	–	–	1	1	–	–	–	–	–	–	–	–
2851	4	1	–	4	1	–	4	1	–	–	–	–	–	–	–	–	–	–
2862	–	–	1	–	–	1	–	–	1	–	–	–	–	–	–	–	–	–
2930	8	9	2	8	8	2	7	6	2	1	2	–	–	–	–	–	1	–
2945	11	18	12	11	12	8	6	7	2	5	4	5	–	1	1	–	6	4
3101	13	5	9	13	5	8	10	2	5	3	3	3	–	–	–	–	–	1
3102	1	7	2	1	6	1	1	5	–	–	1	1	–	–	–	–	1	1
3104	2	2	–	2	2	–	–	2	–	2	–	–	–	–	–	–	–	–
3212	3	–	1	2	–	1	1	–	–	1	–	1	–	–	–	1	–	–
3230	1	–	–	–	–	–	–	–	–	–	–	–	–	–	–	1	–	–
3240	–	1	1	–	1	1	–	–	–	–	1	1	–	–	–	–	–	–
3250	–	1	1	–	1	1	–	–	1	–	1	–	–	–	–	–	–	–
3291	1	–	–	1	–	–	–	–	–	1	–	–	–	–	–	–	–	–
3299	–	1	–	–	1	–	–	1	–	–	–	–	–	–	–	–	–	–
3312	1	1	–	1	–	–	–	–	–	1	–	–	–	–	–	–	1	–
3314	3	5	1	3	5	1	2	1	1	1	4	–	–	–	–	–	–	–
3317	2	–	–	2	–	–	1	–	–	–	–	–	1	–	–	–	–	–
3321	–	2	–	–	2	–	–	1	–	–	1	–	–	–	–	–	–	–
3511	10	4	4	3	4	4	–	3	2	3	1	2	–	–	–	7	–	–
3514	49	63	54	49	59	49	31	48	37	11	9	10	7	2	2	–	4	5
3520	1	1	–	1	1	–	1	–	–	–	1	–	–	–	–	–	–	–
3600	24	35	26	24	35	25	18	31	19	6	4	6	–	–	–	–	–	1
3702	–	1	–	–	1	–	–	1	–	–	–	–	–	–	–	–	–	–
3811	167	101	93	167	101	89	154	91	79	13	10	9	–	–	1	–	–	4
3812	–	1	–	–	–	–	–	–	–	–	–	–	–	–	–	–	1	–
3821	1	–	4	1	–	4	1	–	4	–	–	–	–	–	–	–	–	–
3832	–	1	–	–	1	–	–	1	–	–	–	–	–	–	–	–	–	–
3839	–	19	8	–	19	7	–	18	6	–	–	1	–	1	–	–	–	1
4110	99	85	57	99	83	53	87	72	45	11	11	8	1	–	–	–	2	4
4120	168	128	87	168	103	79	127	75	57	36	27	18	5	1	4	–	25	8
4211	6	4	3	6	1	2	6	1	2	–	–	–	–	–	–	–	3	1
4212	15	2	1	15	1	1	15	1	1	–	–	–	–	–	–	–	1	–
4213	1	1	2	1	1	2	1	–	1	–	1	1	–	–	–	–	–	–
4221	37	29	14	22	19	12	17	18	7	5	1	5	–	–	–	15	10	2
4222	7	6	1	7	4	–	7	4	–	–	–	–	–	–	–	–	2	1
4223	–	1	1	–	1	1	–	1	–	–	–	1	–	–	–	–	–	–
4292	8	9	8	8	7	4	7	6	4	1	1	–	–	–	–	–	2	4
4299	3	1	1	3	1	1	2	–	1	1	1	–	–	–	–	–	–	–
4311	–	1	–	–	1	–	–	–	–	–	1	–	–	–	–	–	–	–
4312	1	2	1	1	2	–	1	1	–	–	1	–	–	–	–	–	–	1
4313	5	6	2	5	5	2	4	3	2	1	2	–	–	–	–	–	1	–
4319	1	–	–	1	–	–	1	–	–	–	–	–	–	–	–	–	–	–

Capítulo 16 - Sergipe

16.1 - Quantidade de acidentes do trabalho, por situação do registro e motivo, segundo a Classificação Nacional de Atividades Econômicas (CNAE), no estado de Sergipe - 2014/2016

(continuação)

CNAE	QUANTIDADE DE ACIDENTES DO TRABALHO																	
	Total			Com CAT Registrada												Sem CAT Registrada		
				Total			Motivo											
							Típico			Trajeto			Doença do Trabalho					
	2014	2015	2016	2014	2015	2016	2014	2015	2016	2014	2015	2016	2014	2015	2016	2014	2015	2016
4321	16	17	16	16	17	14	12	10	11	4	7	3	–	–	–	–	–	2
4322	2	2	6	2	2	6	–	–	1	2	2	5	–	–	–	–	–	–
4329	4	5	5	4	4	5	4	2	5	–	2	–	–	–	–	–	1	–
4330	7	5	3	7	5	3	4	2	2	3	3	1	–	–	–	–	–	–
4391	–	1	–	–	1	–	–	–	–	–	1	–	–	–	–	–	–	–
4399	9	18	8	9	18	7	5	12	3	4	6	3	–	–	1	–	–	1
4511	5	7	5	5	7	5	4	5	1	1	2	4	–	–	–	–	–	–
4520	3	1	3	3	1	3	1	–	3	2	–	–	–	1	–	–	–	–
4530	7	19	22	7	18	22	5	10	13	2	8	8	–	–	1	–	1	–
4541	3	6	4	3	6	3	1	2	1	2	4	2	–	–	–	–	–	1
4615	–	–	1	–	–	1	–	–	–	–	–	1	–	–	–	–	–	–
4617	3	2	2	3	2	1	1	–	1	–	2	–	2	–	–	–	–	1
4619	1	–	–	1	–	–	1	–	–	–	–	–	–	–	–	–	–	–
4631	1	–	1	1	–	1	–	–	–	1	–	1	–	–	–	–	–	–
4632	1	–	–	1	–	–	1	–	–	–	–	–	–	–	–	–	–	–
4633	–	–	1	–	–	1	–	–	1	–	–	–	–	–	–	–	–	–
4634	–	1	–	–	–	–	–	–	–	–	–	–	–	–	–	–	1	–
4635	33	28	29	33	27	25	20	21	18	13	6	7	–	–	–	–	1	4
4636	–	–	1	–	–	1	–	–	1	–	–	–	–	–	–	–	–	–
4637	1	1	3	1	1	3	1	1	1	–	–	2	–	–	–	–	–	–
4639	2	–	5	2	–	5	1	–	1	1	–	4	–	–	–	–	–	–
4641	–	1	–	–	1	–	–	–	–	–	1	–	–	–	–	–	–	–
4643	1	–	1	1	–	1	–	–	–	1	–	1	–	–	–	–	–	–
4644	1	–	–	1	–	–	1	–	–	–	–	–	–	–	–	–	–	–
4645	2	2	–	2	2	–	–	–	–	2	2	–	–	–	–	–	–	–
4646	–	2	3	–	2	2	–	–	2	–	2	–	–	–	–	–	–	1
4647	1	–	–	1	–	–	–	–	–	1	–	–	–	–	–	–	–	–
4649	1	–	–	1	–	–	1	–	–	–	–	–	–	–	–	–	–	–
4652	–	–	1	–	–	1	–	–	1	–	–	–	–	–	–	–	–	–
4661	–	–	1	–	–	1	–	–	1	–	–	–	–	–	–	–	–	–
4662	1	–	–	1	–	–	–	–	–	1	–	–	–	–	–	–	–	–
4665	3	1	1	3	1	1	3	1	1	–	–	–	–	–	–	–	–	–
4669	2	–	1	2	–	1	2	–	–	–	–	1	–	–	–	–	–	–
4671	–	–	1	–	–	1	–	–	1	–	–	–	–	–	–	–	–	–
4672	–	1	2	–	1	2	–	1	–	–	–	2	–	–	–	–	–	–
4673	–	1	1	–	1	1	–	–	–	–	1	1	–	–	–	–	–	–
4674	1	–	–	1	–	–	1	–	–	–	–	–	–	–	–	–	–	–
4679	6	–	1	6	–	1	4	–	1	2	–	–	–	–	–	–	–	–
4681	4	3	2	4	3	2	3	3	2	1	–	–	–	–	–	–	–	–
4683	–	–	1	–	–	1	–	–	–	–	–	1	–	–	–	–	–	–
4684	1	3	1	1	3	1	–	–	–	1	2	1	–	1	–	–	–	–
4685	–	1	–	–	1	–	–	1	–	–	–	–	–	–	–	–	–	–
4686	2	3	–	2	3	–	–	2	–	2	1	–	–	–	–	–	–	–
4687	–	1	1	–	1	1	–	1	1	–	–	–	–	–	–	–	–	–
4691	2	10	15	2	10	14	2	7	11	–	1	3	–	2	–	–	–	1
4693	7	9	4	7	8	3	3	6	2	4	2	1	–	–	–	–	1	1
4711	55	80	95	55	66	81	41	50	60	12	15	21	2	1	–	–	14	14
4712	6	5	6	6	5	6	5	4	4	–	1	2	1	–	–	–	–	–
4713	3	7	5	3	7	5	2	3	2	1	4	3	–	–	–	–	–	–
4721	–	2	1	–	2	1	–	2	–	–	–	1	–	–	–	–	–	–
4722	–	1	–	–	1	–	–	1	–	–	–	–	–	–	–	–	–	–
4724	–	–	1	–	–	1	–	–	1	–	–	–	–	–	–	–	–	–
4729	1	–	3	1	–	3	1	–	–	–	–	3	–	–	–	–	–	–
4731	6	17	11	6	16	11	1	10	4	5	6	6	–	–	1	–	1	–
4741	–	1	1	–	1	1	–	1	1	–	–	–	–	–	–	–	–	–
4742	3	–	2	3	–	2	2	–	2	1	–	–	–	–	–	–	–	–
4743	3	3	–	3	3	–	3	1	–	–	2	–	–	–	–	–	–	–
4744	21	20	12	21	17	12	10	11	8	8	6	4	3	–	–	–	3	–
4751	3	1	–	3	1	–	2	–	–	1	1	–	–	–	–	–	–	–
4752	–	–	2	–	–	2	–	–	1	–	–	1	–	–	–	–	–	–
4753	5	2	2	5	2	2	2	–	1	3	2	1	–	–	–	–	–	–
4754	7	8	8	7	8	8	2	–	–	5	7	8	–	1	–	–	–	–
4755	3	–	1	3	–	1	3	–	1	–	–	–	–	–	–	–	–	–
4757	3	–	–	3	–	–	1	–	–	2	–	–	–	–	–	–	–	–
4759	3	2	–	3	2	–	2	–	–	1	2	–	–	–	–	–	–	–
4761	1	1	2	1	1	2	1	1	2	–	–	–	–	–	–	–	–	–
4763	3	–	–	3	–	–	2	–	–	1	–	–	–	–	–	–	–	–
4771	10	3	10	10	3	10	3	1	2	7	2	8	–	–	–	–	–	–
4772	3	1	1	3	1	1	2	–	–	1	1	1	–	–	–	–	–	–
4773	–	3	2	–	3	2	–	2	2	–	1	–	–	–	–	–	–	–
4774	2	1	–	2	1	–	–	–	–	2	1	–	–	–	–	–	–	–
4781	3	4	6	3	4	6	2	4	1	–	–	5	1	–	–	–	–	–

Capítulo 16 - Sergipe

16.1 - Quantidade de acidentes do trabalho, por situação do registro e motivo, segundo a Classificação Nacional de Atividades Econômicas (CNAE), no estado de Sergipe - 2014/2016

(continuação)

CNAE	QUANTIDADE DE ACIDENTES DO TRABALHO																	
	Total			Com CAT Registrada												Sem CAT Registrada		
				Total			Motivo											
							Típico			Trajeto			Doença do Trabalho					
	2014	2015	2016	2014	2015	2016	2014	2015	2016	2014	2015	2016	2014	2015	2016	2014	2015	2016
4782	2	4	1	2	3	1	2	–	1	–	3	–	–	–	–	–	1	–
4784	8	2	2	8	2	2	5	1	2	3	1	–	–	–	–	–	–	–
4789	3	3	2	3	3	2	–	3	1	3	–	1	–	–	–	–	–	–
4921	38	65	68	38	46	52	21	29	31	16	17	20	1	–	1	–	19	16
4922	9	2	1	9	2	1	7	–	1	2	2	–	–	–	–	–	–	–
4929	4	1	–	4	1	–	1	–	–	3	–	–	–	1	–	–	–	–
4930	37	29	38	37	27	36	22	19	23	14	8	12	1	–	1	–	2	2
4940	–	4	–	–	4	–	–	3	–	–	1	–	–	–	–	–	–	–
5030	4	6	3	4	3	3	4	1	2	–	–	1	–	2	–	–	3	–
5111	3	1	3	3	1	3	–	–	2	3	1	1	–	–	–	–	–	–
5112	1	–	–	1	–	–	1	–	–	–	–	–	–	–	–	–	–	–
5212	25	16	13	1	2	2	–	2	2	1	–	–	–	–	–	24	14	11
5222	–	–	1	–	–	1	–	–	1	–	–	–	–	–	–	–	–	–
5223	3	–	1	2	–	1	2	–	–	–	–	1	–	–	–	1	–	–
5229	1	–	–	1	–	–	–	–	–	1	–	–	–	–	–	–	–	–
5231	1	1	1	1	1	1	–	1	1	1	–	–	–	–	–	–	–	–
5232	2	–	–	–	–	–	–	–	–	–	–	–	–	–	–	2	–	–
5239	1	–	–	1	–	–	1	–	–	–	–	–	–	–	–	–	–	–
5240	5	3	2	5	2	2	5	2	1	–	–	1	–	–	–	–	1	–
5250	1	1	1	1	1	1	1	1	1	–	–	–	–	–	–	–	–	–
5310	59	80	42	59	67	34	48	52	27	6	12	5	5	3	2	–	13	8
5320	–	–	5	–	–	5	–	–	3	–	–	2	–	–	–	–	–	–
5510	15	5	14	15	5	14	8	4	7	7	1	7	–	–	–	–	–	–
5611	21	15	29	21	14	28	13	8	20	8	6	8	–	–	–	–	1	1
5620	8	11	6	8	10	6	6	8	5	2	2	1	–	–	–	–	1	–
5822	8	1	2	8	1	2	1	–	–	7	1	2	–	–	–	–	–	–
5829	1	–	–	1	–	–	1	–	–	–	–	–	–	–	–	–	–	–
5911	–	1	–	–	1	–	–	1	–	–	–	–	–	–	–	–	–	–
6010	3	2	1	3	2	1	1	1	–	2	1	1	–	–	–	–	–	–
6021	6	1	1	6	1	1	2	1	1	4	–	–	–	–	–	–	–	–
6022	–	1	1	–	1	1	–	1	–	–	–	1	–	–	–	–	–	–
6110	4	2	–	4	2	–	2	2	–	2	–	–	–	–	–	–	–	–
6120	1	–	1	1	–	1	–	–	–	1	–	1	–	–	–	–	–	–
6141	1	–	–	1	–	–	1	–	–	–	–	–	–	–	–	–	–	–
6190	1	1	–	1	1	–	1	1	–	–	–	–	–	–	–	–	–	–
6201	5	3	–	1	2	–	–	1	–	1	1	–	–	–	–	4	1	–
6203	1	–	1	1	–	1	1	–	–	–	–	1	–	–	–	–	–	–
6204	1	–	–	1	–	–	1	–	–	–	–	–	–	–	–	–	–	–
6311	–	1	–	–	–	–	–	–	–	–	–	–	–	–	–	–	1	–
6421	6	5	6	6	4	5	3	2	4	1	2	–	2	–	1	–	1	1
6422	19	37	19	19	28	14	12	14	–	–	4	2	7	10	12	–	9	5
6423	2	6	2	2	6	2	1	2	1	–	4	1	1	–	–	–	–	–
6435	1	1	–	–	1	–	–	1	–	–	–	–	–	–	–	1	–	–
6493	–	–	1	–	–	1	–	–	–	–	–	1	–	–	–	–	–	–
6541	–	1	–	–	1	–	–	–	–	–	1	–	–	–	–	–	–	–
6550	2	3	3	2	3	3	–	1	2	2	2	1	–	–	–	–	–	–
6612	1	–	–	1	–	–	–	–	–	1	–	–	–	–	–	–	–	–
6613	14	12	3	14	11	2	13	10	1	1	1	1	–	–	–	–	1	1
6622	1	–	–	1	–	–	1	–	–	–	–	–	–	–	–	–	–	–
6810	1	4	4	1	4	4	–	3	4	1	1	–	–	–	–	–	–	–
6821	–	–	1	–	–	1	–	–	–	–	–	1	–	–	–	–	–	–
6822	1	–	2	1	–	2	–	–	1	1	–	1	–	–	–	–	–	–
6911	–	–	2	–	–	2	–	–	–	–	–	2	–	–	–	–	–	–
6920	3	1	3	3	1	3	1	1	1	2	–	2	–	–	–	–	–	–
7020	3	5	2	3	5	2	–	1	1	3	4	1	–	–	–	–	–	–
7111	1	–	–	1	–	–	–	–	–	–	–	–	1	–	–	–	–	–
7112	20	10	12	20	10	10	11	7	6	9	3	4	–	–	–	–	–	2
7119	11	1	2	11	1	2	11	1	2	–	–	–	–	–	–	–	–	–
7120	2	–	–	2	–	–	2	–	–	–	–	–	–	–	–	–	–	–
7210	2	5	3	2	5	3	–	5	2	2	–	1	–	–	–	–	–	–
7220	1	–	–	–	–	–	–	–	–	–	–	–	–	–	–	1	–	–
7311	–	6	3	–	5	2	–	4	–	–	1	2	–	–	–	–	1	1
7319	–	–	3	–	–	3	–	–	–	–	–	3	–	–	–	–	–	–
7320	2	–	–	1	–	–	–	–	–	1	–	–	–	–	–	1	–	–
7420	1	–	1	–	–	–	–	–	–	–	–	–	–	–	–	1	–	1
7490	5	1	1	5	1	1	3	1	1	2	–	–	–	–	–	–	–	–
7711	3	3	2	3	3	2	1	1	–	2	2	2	–	–	–	–	–	–
7721	1	–	–	1	–	–	1	–	–	–	–	–	–	–	–	–	–	–
7723	1	–	–	1	–	–	–	–	–	1	–	–	–	–	–	–	–	–
7731	1	2	–	1	2	–	1	2	–	–	–	–	–	–	–	–	–	–
7732	2	4	4	2	4	4	2	2	4	–	2	–	–	–	–	–	–	–
7739	2	3	4	2	3	4	2	2	3	–	1	1	–	–	–	–	–	–

Capítulo 16 - Sergipe

16.1 - Quantidade de acidentes do trabalho, por situação do registro e motivo, segundo a Classificação Nacional de Atividades Econômicas (CNAE), no estado de Sergipe - 2014/2016

(conclusão)

CNAE	QUANTIDADE DE ACIDENTES DO TRABALHO																	
	Total			Com CAT Registrada												Sem CAT Registrada		
				Total			Motivo											
							Típico			Trajeto			Doença do Trabalho					
	2014	2015	2016	2014	2015	2016	2014	2015	2016	2014	2015	2016	2014	2015	2016	2014	2015	2016
7810	1	1	–	1	1	–	1	1	–	–	–	–	–	–	–	–	–	–
7820	16	13	1	16	12	1	13	4	1	3	8	–	–	–	–	–	1	–
7830	3	2	4	3	2	3	–	1	1	3	1	2	–	–	–	–	–	1
7911	3	–	1	3	–	1	–	–	–	3	–	1	–	–	–	–	–	–
8011	16	25	22	16	20	16	2	7	5	13	13	11	1	–	–	–	5	6
8012	17	23	53	17	21	51	9	9	43	8	12	8	–	–	–	–	2	2
8020	1	2	2	1	2	1	1	1	1	–	1	–	–	–	–	–	–	1
8030	1	–	–	–	–	–	–	–	–	–	–	–	–	–	–	1	–	–
8111	1	1	6	1	1	6	1	1	4	–	–	2	–	–	–	–	–	–
8112	14	20	25	14	18	25	5	13	12	7	5	13	2	–	–	–	2	–
8121	10	19	15	10	13	11	6	11	5	4	2	6	–	–	–	–	6	4
8122	1	–	1	1	–	1	–	–	1	1	–	–	–	–	–	–	–	–
8129	1	–	2	1	–	2	1	–	1	–	–	1	–	–	–	–	–	–
8130	2	1	1	2	1	1	2	1	–	–	–	1	–	–	–	–	–	–
8211	8	–	7	7	–	7	2	–	2	4	–	5	1	–	–	1	–	–
8219	2	–	–	2	–	–	2	–	–	–	–	–	–	–	–	–	–	–
8220	25	25	24	25	12	11	6	1	2	17	11	9	2	–	–	–	13	13
8291	–	–	1	–	–	1	–	–	–	–	–	–	–	–	1	–	–	–
8299	9	7	2	9	7	2	1	4	1	8	3	1	–	–	–	–	–	–
8411	16	21	11	16	9	4	13	6	3	1	1	1	2	2	–	–	12	7
8412	7	12	11	7	11	11	6	11	11	1	–	–	–	–	–	–	1	–
8423	–	–	1	–	–	1	–	–	1	–	–	–	–	–	–	–	–	–
8424	–	1	–	–	–	–	–	–	–	–	–	–	–	–	–	–	1	–
8511	13	1	3	–	–	1	–	–	1	–	–	–	–	–	–	13	1	2
8512	2	1	1	2	1	1	1	1	–	1	–	1	–	–	–	–	–	–
8513	2	1	3	2	1	3	2	1	2	–	–	–	–	–	1	–	–	–
8520	1	2	1	1	2	1	1	2	1	–	–	–	–	–	–	–	–	–
8531	7	9	2	7	5	1	6	3	–	1	2	1	–	–	–	–	4	1
8532	3	9	11	3	5	11	1	4	7	2	1	4	–	–	–	–	4	–
8542	1	1	–	1	1	–	–	1	–	–	–	–	1	–	–	–	–	–
8550	–	3	5	–	3	3	–	3	3	–	–	–	–	–	–	–	–	2
8599	3	3	5	3	3	5	2	3	2	1	–	3	–	–	–	–	–	–
8610	378	366	480	378	348	469	319	289	412	57	57	54	2	2	3	–	18	11
8621	–	1	–	–	1	–	–	1	–	–	–	–	–	–	–	–	–	–
8630	8	8	7	8	8	7	6	5	3	2	2	4	–	1	–	–	–	–
8640	23	23	13	23	23	13	18	20	8	5	3	5	–	–	–	–	–	–
8650	–	–	1	–	–	1	–	–	–	–	–	1	–	–	–	–	–	–
8660	6	9	23	6	7	23	6	6	20	–	–	3	–	1	–	–	2	–
8690	1	–	–	1	–	–	–	–	–	1	–	–	–	–	–	–	–	–
8712	3	3	3	3	3	3	1	1	1	2	2	2	–	–	–	–	–	–
8800	1	7	8	1	7	8	1	6	7	–	1	1	–	–	–	–	–	–
9312	–	1	2	–	1	2	–	1	1	–	–	1	–	–	–	–	–	–
9313	1	–	4	1	–	4	–	–	–	1	–	4	–	–	–	–	–	–
9321	–	–	4	–	–	4	–	–	3	–	–	1	–	–	–	–	–	–
9412	–	–	1	–	–	1	–	–	–	–	–	1	–	–	–	–	–	–
9420	–	2	2	–	1	2	–	1	2	–	–	–	–	–	–	–	1	–
9430	2	2	3	2	2	3	–	–	2	2	2	1	–	–	–	–	–	–
9491	1	1	–	1	1	–	–	–	–	–	1	–	1	–	–	–	–	–
9499	–	3	3	–	3	3	–	3	2	–	–	1	–	–	–	–	–	–
9511	–	1	–	–	1	–	–	1	–	–	–	–	–	–	–	–	–	–
9521	–	–	1	–	–	1	–	–	–	–	–	1	–	–	–	–	–	–
9529	1	–	–	1	–	–	1	–	–	–	–	–	–	–	–	–	–	–
9601	5	6	5	5	6	5	2	3	4	3	3	1	–	–	–	–	–	–
9602	1	1	1	1	1	1	–	1	–	1	–	1	–	–	–	–	–	–
9603	1	–	1	1	–	1	–	–	–	1	–	1	–	–	–	–	–	–
9609	1	–	–	1	–	–	–	–	–	1	–	–	–	–	–	–	–	–
9700	1	–	–	1	–	–	–	–	–	1	–	–	–	–	–	–	–	–
Ignorado	622	351	338	8	8	13	7	7	9	1	1	4	–	–	–	614	343	325

Fonte: DATAPREV, CAT, SUB.
Nota: Os dados são preliminares, estando sujeitos a correções.

Capítulo 16 - Sergipe

16.2 - Quantidade de acidentes do trabalho, por situação do registro e motivo, segundo os grupos de idade e sexo, no estado de Sergipe - 2014/2016

GRUPOS DE IDADE E SEXO	QUANTIDADE DE ACIDENTES DO TRABALHO																	
	Total			Com CAT Registrada												Sem CAT Registrada		
				Total			Motivo											
							Típico			Trajeto			Doença do Trabalho					
	2014	2015	2016	2014	2015	2016	2014	2015	2016	2014	2015	2016	2014	2015	2016	2014	2015	2016
TOTAL	**3.223**	**2.819**	**2.667**	**2.511**	**2.200**	**2.136**	**1.855**	**1.663**	**1.589**	**581**	**495**	**498**	**75**	**42**	**49**	**712**	**619**	**531**
Masculino	**2.259**	**1.983**	**1.799**	**1.812**	**1.582**	**1.449**	**1.366**	**1.202**	**1.067**	**402**	**354**	**353**	**44**	**26**	**29**	**447**	**401**	**350**
Feminino	**964**	**836**	**868**	**699**	**618**	**687**	**489**	**461**	**522**	**179**	**141**	**145**	**31**	**16**	**20**	**265**	**218**	**181**
Ignorado	**–**	**–**	**–**	**–**	**–**	**–**	**–**	**–**	**–**	**–**	**–**	**–**	**–**	**–**	**–**	**–**	**–**	**–**
Até 19 anos	58	59	35	52	53	30	33	38	24	18	15	6	1	–	–	6	6	5
Masculino	44	48	32	40	43	27	25	32	22	14	11	5	1	–	–	4	5	5
Feminino	14	11	3	12	10	3	8	6	2	4	4	1	–	–	–	2	1	–
Ignorado	–	–	–	–	–	–	–	–	–	–	–	–	–	–	–	–	–	–
20 a 24 anos	472	379	310	405	317	278	305	239	203	98	77	73	2	1	2	67	62	32
Masculino	379	288	240	331	248	218	253	200	162	76	48	56	2	–	–	48	40	22
Feminino	93	91	70	74	69	60	52	39	41	22	29	17	–	1	2	19	22	10
Ignorado	–	–	–	–	–	–	–	–	–	–	–	–	–	–	–	–	–	–
25 a 29 anos	575	484	471	490	407	396	363	299	285	117	103	106	10	5	5	85	77	75
Masculino	396	352	323	342	302	270	260	220	193	77	80	74	5	2	3	54	50	53
Feminino	179	132	148	148	105	126	103	79	92	40	23	32	5	3	2	31	27	22
Ignorado	–	–	–	–	–	–	–	–	–	–	–	–	–	–	–	–	–	–
30 a 34 anos	557	551	543	435	442	429	311	334	336	113	101	88	11	7	5	122	109	114
Masculino	361	366	354	289	294	278	217	217	215	67	71	61	5	6	2	72	72	76
Feminino	196	185	189	146	148	151	94	117	121	46	30	27	6	1	3	50	37	38
Ignorado	–	–	–	–	–	–	–	–	–	–	–	–	–	–	–	–	–	–
35 a 39 anos	514	444	429	405	335	354	295	265	245	94	66	100	16	4	9	109	109	75
Masculino	355	304	275	287	239	226	208	190	149	67	48	72	12	1	5	68	65	49
Feminino	159	140	154	118	96	128	87	75	96	27	18	28	4	3	4	41	44	26
Ignorado	–	–	–	–	–	–	–	–	–	–	–	–	–	–	–	–	–	–
40 a 44 anos	395	317	314	283	250	238	215	192	180	54	51	51	14	7	7	112	67	76
Masculino	266	212	185	200	172	142	154	131	102	40	36	34	6	5	6	66	40	43
Feminino	129	105	129	83	78	96	61	61	78	14	15	17	8	2	1	46	27	33
Ignorado	–	–	–	–	–	–	–	–	–	–	–	–	–	–	–	–	–	–
45 a 49 anos	264	255	250	184	174	194	136	131	145	36	37	41	12	6	8	80	81	56
Masculino	176	177	162	128	121	128	99	88	97	22	27	27	7	6	4	48	56	34
Feminino	88	78	88	56	53	66	37	43	48	14	10	14	5	–	4	32	25	22
Ignorado	–	–	–	–	–	–	–	–	–	–	–	–	–	–	–	–	–	–
50 a 54 anos	210	173	185	135	110	121	103	81	97	24	24	15	8	5	9	75	63	64
Masculino	139	120	133	95	79	89	72	57	70	18	20	13	5	2	6	44	41	44
Feminino	71	53	52	40	31	32	31	24	27	6	4	2	3	3	3	31	22	20
Ignorado	–	–	–	–	–	–	–	–	–	–	–	–	–	–	–	–	–	–
55 a 59 anos	119	109	84	81	77	58	63	59	44	17	13	13	1	5	1	38	32	26
Masculino	94	76	57	64	54	39	50	43	32	13	9	7	1	2	–	30	22	18
Feminino	25	33	27	17	23	19	13	16	12	4	4	6	–	3	1	8	10	8
Ignorado	–	–	–	–	–	–	–	–	–	–	–	–	–	–	–	–	–	–
60 a 64 anos	53	35	39	37	25	32	27	18	24	10	5	5	–	2	3	16	10	7
Masculino	45	32	31	32	23	26	24	17	19	8	4	4	–	2	3	13	9	5
Feminino	8	3	8	5	2	6	3	1	5	2	1	1	–	–	–	3	1	2
Ignorado	–	–	–	–	–	–	–	–	–	–	–	–	–	–	–	–	–	–
65 a 69 anos	4	10	5	4	7	5	4	4	5	–	3	–	–	–	–	–	3	–
Masculino	4	5	5	4	4	5	4	4	5	–	–	–	–	–	–	–	1	–
Feminino	–	5	–	–	3	–	–	–	–	–	3	–	–	–	–	–	2	–
Ignorado	–	–	–	–	–	–	–	–	–	–	–	–	–	–	–	–	–	–
70 anos e mais	2	3	2	–	3	1	–	3	1	–	–	–	–	–	–	2	–	1
Masculino	–	3	2	–	3	1	–	3	1	–	–	–	–	–	–	–	–	1
Feminino	2	–	–	–	–	–	–	–	–	–	–	–	–	–	–	2	–	–
Ignorado	–	–	–	–	–	–	–	–	–	–	–	–	–	–	–	–	–	–
Ignorada	–	–	–	–	–	–	–	–	–	–	–	–	–	–	–	–	–	–
Masculino	–	–	–	–	–	–	–	–	–	–	–	–	–	–	–	–	–	–
Feminino	–	–	–	–	–	–	–	–	–	–	–	–	–	–	–	–	–	–
Ignorado	–	–	–	–	–	–	–	–	–	–	–	–	–	–	–	–	–	–

Fonte: DATAPREV, CAT, SUB.
Nota: Os dados são preliminares, estando sujeitos a correções.

Capítulo 16 - Sergipe

16.3 - Quantidade mensal de acidentes do trabalho, por situação do registro e motivo, no estado de Sergipe - 2014/2016

MESES	QUANTIDADE DE ACIDENTES DO TRABALHO																	
	Total			Com CAT Registrada												Sem CAT Registrada		
				Total			Motivo											
							Típico			Trajeto			Doença do Trabalho					
	2014	2015	2016	2014	2015	2016	2014	2015	2016	2014	2015	2016	2014	2015	2016	2014	2015	2016
TOTAL	**3.223**	**2.819**	**2.667**	**2.511**	**2.200**	**2.136**	**1.855**	**1.663**	**1.589**	**581**	**495**	**498**	**75**	**42**	**49**	**712**	**619**	**531**
Janeiro	271	242	229	220	189	181	165	130	143	45	55	34	10	4	4	51	53	48
Fevereiro	300	249	162	241	185	128	163	143	96	68	38	29	10	4	3	59	64	34
Março	270	218	225	197	162	182	145	132	141	49	25	38	3	5	3	73	56	43
Abril	308	233	229	244	188	201	175	137	153	59	47	44	10	4	4	64	45	28
Maio	248	240	236	192	192	192	141	147	138	45	41	50	6	4	4	56	48	44
Junho	207	216	235	171	166	191	127	119	142	39	43	44	5	4	5	36	50	44
Julho	254	259	243	197	199	196	144	154	134	52	43	57	1	2	5	57	60	47
Agosto	278	236	265	218	190	193	156	144	142	56	44	41	6	2	10	60	46	72
Setembro	260	230	205	202	181	174	153	136	134	45	43	38	4	2	2	58	49	31
Outubro	297	255	235	230	193	192	177	152	139	49	36	51	4	5	2	67	62	43
Novembro	288	233	215	220	195	160	169	148	116	40	45	39	11	2	5	68	38	55
Dezembro	242	208	188	179	160	146	140	121	111	34	35	33	5	4	2	63	48	42

Fonte: DATAPREV, CAT, SUB.
Nota: Os dados são preliminares, estando sujeitos a correções.

DISTRIBUIÇÃO DE ACIDENTES DO TRABALHO, POR MOTIVO, NO ESTADO DE SERGIPE - 2016

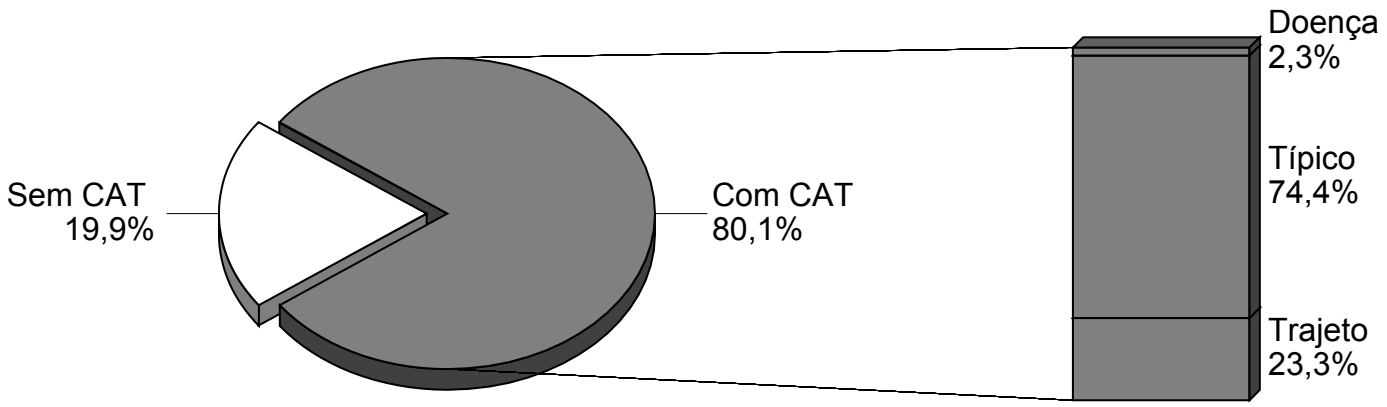

Fonte: DATAPREV, CAT, SUB.

Capítulo 17 - Bahia

17.1 - Quantidade de acidentes do trabalho, por situação do registro e motivo, segundo a Classificação Nacional de Atividades Econômicas (CNAE), no estado da Bahia - 2014/2016

(continua)

CNAE	QUANTIDADE DE ACIDENTES DO TRABALHO																	
	Total			Com CAT Registrada												Sem CAT Registrada		
				Total			Motivo											
							Típico			Trajeto			Doença do Trabalho					
	2014	2015	2016	2014	2015	2016	2014	2015	2016	2014	2015	2016	2014	2015	2016	2014	2015	2016
TOTAL	**21.724**	**18.267**	**16.712**	**13.746**	**12.084**	**11.036**	**10.101**	**8.937**	**7.910**	**2.660**	**2.432**	**2.462**	**985**	**715**	**664**	**7.978**	**6.183**	**5.676**
0111	78	37	20	23	22	17	22	20	16	1	2	1	–	–	–	55	15	3
0112	75	44	29	51	30	18	49	26	13	2	3	5	–	1	–	24	14	11
0113	11	5	3	8	4	2	6	4	2	2	–	–	–	–	–	3	1	1
0114	34	31	24	29	23	17	21	14	8	7	9	9	1	–	–	5	8	7
0115	67	55	33	67	52	33	56	41	33	10	9	–	1	2	–	–	3	–
0116	2	–	1	2	–	1	2	–	1	–	–	–	–	–	–	–	–	–
0119	19	47	75	19	38	67	18	36	28	1	2	39	–	–	–	–	9	8
0121	15	13	7	3	9	5	1	4	3	1	4	1	1	1	1	12	4	2
0122	–	1	–	–	1	–	–	1	–	–	–	–	–	–	–	–	–	–
0131	4	3	5	4	3	4	1	2	2	2	1	2	1	–	–	–	–	1
0132	53	43	64	53	42	62	49	35	53	4	6	8	–	1	1	–	1	2
0133	108	102	110	108	99	103	96	88	101	12	10	2	–	1	–	–	3	7
0134	37	25	33	32	20	28	24	18	23	8	2	5	–	–	–	5	5	5
0135	35	43	33	35	41	32	32	34	30	3	4	2	–	3	–	–	2	1
0139	29	16	14	27	16	12	23	13	10	4	3	2	–	–	–	2	–	2
0141	19	42	38	19	42	38	15	30	30	4	11	8	–	1	–	–	–	–
0142	1	–	1	1	–	1	1	–	1	–	–	–	–	–	–	–	–	–
0151	71	55	31	71	50	31	55	41	27	14	9	4	2	–	–	–	5	–
0152	1	1	–	1	1	–	1	1	–	–	–	–	–	–	–	–	–	–
0153	–	2	–	–	2	–	–	1	–	–	1	–	–	–	–	–	–	–
0155	35	29	29	35	27	29	28	19	20	7	6	9	–	2	–	–	2	–
0159	3	1	–	3	1	–	3	1	–	–	–	–	–	–	–	–	–	–
0161	46	51	29	46	44	26	34	32	23	9	10	3	3	2	–	–	7	3
0162	4	9	4	4	9	4	4	8	4	–	1	–	–	–	–	–	–	–
0163	1	3	3	1	1	3	–	–	2	1	1	1	–	–	–	–	2	–
0210	45	56	27	45	47	23	35	39	21	10	4	2	–	4	–	–	9	4
0220	10	1	1	10	–	1	10	–	–	–	–	1	–	–	–	–	1	–
0230	87	114	58	87	110	56	75	60	49	11	48	5	1	2	2	–	4	2
0311	1	4	1	1	3	1	1	3	1	–	–	–	–	–	–	–	1	–
0312	–	1	–	–	1	–	–	1	–	–	–	–	–	–	–	–	–	–
0321	9	17	15	9	17	15	9	15	15	–	2	–	–	–	–	–	–	–
0322	1	–	–	1	–	–	–	–	–	1	–	–	–	–	–	–	–	–
0600	97	59	14	97	58	14	85	43	12	11	11	2	1	4	–	–	1	–
0710	7	1	1	7	1	–	4	1	–	2	–	–	1	–	–	–	–	1
0722	–	1	–	–	–	–	–	–	–	–	–	–	–	–	–	–	1	–
0724	43	43	40	43	38	33	34	35	27	5	–	2	4	3	4	–	5	7
0725	28	28	18	28	27	16	25	22	13	3	5	2	–	–	1	–	1	2
0729	93	96	49	93	90	46	91	82	42	1	8	4	1	–	–	–	6	3
0810	34	31	35	34	30	32	26	28	29	7	2	1	1	–	2	–	1	3
0891	3	1	1	3	1	1	2	1	1	1	–	–	–	–	–	–	–	–
0892	1	–	–	1	–	–	1	–	–	–	–	–	–	–	–	–	–	–
0893	–	4	6	–	4	6	–	3	6	–	1	–	–	–	–	–	–	–
0899	31	23	23	31	23	23	28	21	17	3	2	6	–	–	–	–	–	–
0910	44	35	27	44	30	18	36	25	13	5	4	1	3	1	4	–	5	9
0990	1	1	1	1	1	1	–	1	1	1	–	–	–	–	–	–	–	–
1011	48	42	34	48	41	31	41	35	25	6	5	5	1	1	1	–	1	3
1012	57	39	63	33	27	56	23	20	38	9	6	18	1	1	–	24	12	7
1013	52	37	66	52	36	63	52	33	59	–	1	3	–	2	1	–	1	3
1020	5	6	21	5	5	20	1	5	15	4	–	5	–	–	–	–	1	1
1031	2	3	6	2	2	5	1	1	3	1	–	2	–	1	–	–	1	1
1032	3	–	2	3	–	2	2	–	1	1	–	1	–	–	–	–	–	–
1033	5	2	4	5	2	4	4	1	1	1	–	3	–	1	–	–	–	–
1041	20	16	25	20	14	23	14	11	20	6	3	3	–	–	–	–	2	2
1042	14	13	7	14	13	6	12	11	5	1	2	1	1	–	–	–	–	1
1051	1	3	1	1	3	1	1	3	1	–	–	–	–	–	–	–	–	–
1052	18	15	12	18	14	10	9	8	9	6	4	1	3	2	–	–	1	2
1053	4	6	3	4	6	3	4	5	1	–	1	2	–	–	–	–	–	–
1061	2	2	–	2	2	–	2	2	–	–	–	–	–	–	–	–	–	–
1062	62	60	62	62	59	60	51	49	55	7	5	3	4	5	2	–	1	2
1064	8	6	9	8	6	8	5	3	6	3	3	2	–	–	–	–	–	1
1065	–	5	4	–	5	3	–	4	2	–	1	1	–	–	–	–	–	1
1066	19	18	18	19	16	16	15	10	9	3	5	6	1	1	1	–	2	2
1069	2	1	5	2	1	5	–	–	3	1	–	1	1	1	1	–	–	–
1071	158	103	52	158	102	52	146	98	49	10	4	3	2	–	–	–	1	–
1081	7	8	8	7	8	8	1	7	4	1	1	2	5	–	2	–	–	–
1091	47	38	40	47	34	39	34	24	25	10	10	11	3	–	3	–	4	1
1092	22	19	19	22	18	17	11	11	10	6	4	5	5	3	2	–	1	2
1093	39	49	32	39	41	21	31	33	18	5	4	–	3	4	3	–	8	11
1094	2	8	10	2	6	7	2	5	3	–	1	3	–	–	1	–	2	3
1095	2	–	2	2	–	2	2	–	1	–	–	1	–	–	–	–	–	–
1096	6	6	8	6	6	8	4	6	3	2	–	5	–	–	–	–	–	–
1099	51	52	37	51	49	35	8	13	10	1	2	3	42	34	22	–	3	2
1111	3	4	–	–	2	–	–	1	–	–	1	–	–	–	–	3	2	–

Capítulo 17 - Bahia

17.1 - Quantidade de acidentes do trabalho, por situação do registro e motivo, segundo a Classificação Nacional de Atividades Econômicas (CNAE), no estado da Bahia - 2014/2016

(continuação)

CNAE	QUANTIDADE DE ACIDENTES DO TRABALHO																	
	Total			Com CAT Registrada												Sem CAT Registrada		
				Total			Motivo											
							Típico			Trajeto			Doença do Trabalho					
	2014	2015	2016	2014	2015	2016	2014	2015	2016	2014	2015	2016	2014	2015	2016	2014	2015	2016
1112	3	2	2	3	1	2	3	1	2	–	–	–	–	–	–	–	1	–
1113	81	57	32	79	52	30	66	44	28	12	7	2	1	1	–	2	5	2
1121	14	24	17	11	19	15	9	18	9	2	1	6	–	–	–	3	5	2
1122	141	112	92	141	103	80	123	76	63	17	20	17	1	7	–	–	9	12
1220	–	–	2	–	–	2	–	–	2	–	–	–	–	–	–	–	–	–
1311	7	7	3	7	7	3	7	7	3	–	–	–	–	–	–	–	–	–
1312	19	14	14	19	11	14	17	10	9	2	1	5	–	–	–	–	3	–
1313	3	5	2	3	5	2	3	5	2	–	–	–	–	–	–	–	–	–
1314	2	2	1	2	2	–	2	2	–	–	–	–	–	–	–	–	–	1
1321	1	1	2	1	1	1	1	1	–	–	–	1	–	–	–	–	–	1
1322	1	1	2	1	1	2	1	1	–	–	–	2	–	–	–	–	–	–
1323	31	27	30	31	26	27	29	24	25	1	2	2	1	–	–	–	1	3
1330	–	3	2	–	3	2	–	3	2	–	–	–	–	–	–	–	–	–
1340	4	9	3	4	6	2	4	5	2	–	1	–	–	–	–	–	3	1
1351	17	14	5	1	6	3	1	6	2	–	–	–	–	–	1	16	8	2
1352	2	–	–	2	–	–	1	–	–	1	–	–	–	–	–	–	–	–
1353	–	2	5	–	2	5	–	2	5	–	–	–	–	–	–	–	–	–
1354	5	7	6	5	7	3	5	6	2	–	1	1	–	–	–	–	–	3
1359	1	3	1	1	3	1	–	1	1	1	2	–	–	–	–	–	–	–
1411	1	1	1	1	1	1	–	1	–	1	–	–	–	–	1	–	–	–
1412	35	29	22	35	17	12	14	9	6	18	7	5	3	1	1	–	12	10
1413	6	2	3	6	2	1	2	1	1	4	1	–	–	–	–	–	–	2
1414	1	4	2	1	2	2	1	–	2	–	1	–	–	1	–	–	2	–
1421	24	13	10	24	13	10	18	7	5	5	4	4	1	2	1	–	–	–
1422	2	2	–	1	1	–	1	–	–	–	–	–	–	1	–	1	1	–
1510	53	24	16	53	22	12	45	14	8	1	2	–	7	6	4	–	2	4
1521	2	–	1	1	–	1	–	–	1	1	–	–	–	–	–	1	–	–
1529	2	1	5	2	1	5	1	1	5	–	–	–	1	–	–	–	–	–
1531	133	135	140	133	122	124	81	68	77	49	52	45	3	2	2	–	13	16
1533	3	4	1	3	3	1	3	3	1	–	–	–	–	–	–	–	1	–
1539	3	5	5	3	3	2	1	–	2	2	3	–	–	–	–	–	2	3
1540	2	2	3	2	2	2	2	2	2	–	–	–	–	–	–	–	–	1
1610	26	16	9	22	11	8	22	9	5	–	2	2	–	–	1	4	5	1
1621	–	–	2	–	–	2	–	–	1	–	–	1	–	–	–	–	–	–
1622	19	12	7	19	9	6	15	7	5	4	2	1	–	–	–	–	3	1
1623	5	4	7	5	4	7	5	4	7	–	–	–	–	–	–	–	–	–
1629	3	5	2	3	5	2	2	5	1	1	–	1	–	–	–	–	–	–
1710	75	58	41	75	57	39	67	54	36	8	2	3	–	1	–	–	1	2
1721	12	11	11	12	11	11	9	10	10	2	1	1	1	–	–	–	–	–
1731	4	5	2	2	1	2	2	1	2	–	–	–	–	–	–	2	4	–
1732	3	–	3	3	–	3	2	–	1	1	–	2	–	–	–	–	–	–
1733	13	20	22	13	19	22	13	16	20	–	3	2	–	–	–	–	1	–
1741	11	1	1	4	–	1	4	–	1	–	–	–	–	–	–	7	1	–
1742	18	13	27	18	10	25	12	10	25	5	–	–	1	–	–	–	3	2
1749	1	1	4	–	1	3	–	1	2	–	–	–	–	–	1	1	–	1
1811	7	6	7	6	4	6	4	2	3	2	1	3	–	1	–	1	2	1
1812	6	6	–	1	–	–	1	–	–	–	–	–	–	–	–	5	6	–
1813	8	7	4	7	7	4	3	2	3	4	5	1	–	–	–	1	–	–
1821	2	2	–	1	2	–	1	–	–	–	2	–	–	–	–	1	–	–
1822	3	1	2	3	1	2	1	–	1	–	1	1	2	–	–	–	–	–
1910	4	6	–	–	–	–	–	–	–	–	–	–	–	–	–	4	6	–
1921	33	50	33	33	47	32	30	37	23	3	8	6	–	2	3	–	3	1
1922	2	–	–	2	–	–	1	–	–	1	–	–	–	–	–	–	–	–
1931	70	43	32	62	33	19	60	32	18	2	1	1	–	–	–	8	10	13
1932	21	28	16	21	28	14	15	24	11	5	4	3	1	–	–	–	–	2
2011	5	2	2	5	2	2	5	1	2	–	1	–	–	–	–	–	–	–
2013	52	43	27	52	42	25	45	39	24	7	3	1	–	–	–	–	1	2
2014	2	4	1	2	4	1	2	3	1	–	1	–	–	–	–	–	–	–
2019	21	29	20	21	28	19	18	24	15	1	2	2	2	2	2	–	1	1
2021	19	17	8	17	17	8	16	17	6	1	–	2	–	–	–	2	–	–
2022	27	28	19	25	28	19	22	24	16	3	2	–	–	2	3	2	–	–
2029	16	21	18	16	19	18	13	17	17	3	1	1	–	1	–	–	2	–
2031	12	13	12	11	13	12	11	10	9	–	3	3	–	–	–	1	–	–
2032	1	1	1	1	–	1	1	–	1	–	–	–	–	–	–	–	1	–
2040	18	16	14	15	12	14	11	12	12	4	–	2	–	–	–	3	4	–
2051	3	5	2	3	4	2	2	4	2	1	–	–	–	–	–	–	1	–
2052	1	2	3	1	2	3	1	2	2	–	–	–	–	–	1	–	–	–
2061	18	17	12	18	14	10	13	10	9	4	4	1	1	–	–	–	3	2
2062	3	16	6	3	16	6	3	15	3	–	–	3	–	1	–	–	–	–
2063	17	13	9	17	13	9	12	11	7	5	2	2	–	–	–	–	–	–
2071	28	6	2	28	6	2	10	2	1	4	–	–	14	4	1	–	–	–
2073	1	3	1	1	3	1	1	3	1	–	–	–	–	–	–	–	–	–
2091	3	5	3	1	1	2	1	1	2	–	–	–	–	–	–	2	4	1
2092	1	–	2	1	–	2	1	–	–	–	–	2	–	–	–	–	–	–
2099	42	44	32	42	41	31	39	36	27	2	5	3	1	–	1	–	3	1
2110	–	–	1	–	–	1	–	–	1	–	–	–	–	–	–	–	–	–
2121	8	10	5	5	7	5	1	7	4	4	–	1	–	–	–	3	3	–
2122	2	–	–	2	–	–	1	–	–	1	–	–	–	–	–	–	–	–
2123	1	–	–	1	–	–	1	–	–	–	–	–	–	–	–	–	–	–
2211	137	150	126	136	150	126	110	108	84	17	17	10	9	25	32	1	–	–
2212	2	2	9	2	2	9	2	2	8	–	–	1	–	–	–	–	–	–
2219	88	47	34	49	19	21	39	10	14	7	3	3	3	6	4	39	28	13

Capítulo 17 - Bahia

17.1 - Quantidade de acidentes do trabalho, por situação do registro e motivo, segundo a Classificação Nacional de Atividades Econômicas (CNAE), no estado da Bahia - 2014/2016

(continuação)

CNAE	QUANTIDADE DE ACIDENTES DO TRABALHO																	
	Total			Com CAT Registrada												Sem CAT Registrada		
				Total			Motivo											
							Típico			Trajeto			Doença do Trabalho					
	2014	2015	2016	2014	2015	2016	2014	2015	2016	2014	2015	2016	2014	2015	2016	2014	2015	2016
2221	22	18	6	21	13	5	20	12	3	1	1	–	–	–	2	1	5	1
2222	122	94	91	121	79	82	114	69	70	6	7	7	1	3	5	1	15	9
2223	27	21	8	27	18	8	25	16	8	1	1	–	1	1	–	–	3	–
2229	81	80	89	81	75	78	69	65	70	10	7	5	2	3	3	–	5	11
2311	6	8	6	1	8	6	–	7	2	1	1	4	–	–	–	5	–	–
2319	5	8	9	5	7	7	5	5	5	–	2	2	–	–	–	–	1	2
2320	12	16	3	12	15	2	12	15	2	–	–	–	–	–	–	–	1	1
2330	90	77	66	90	72	63	82	67	51	6	5	11	2	–	1	–	5	3
2341	1	–	–	1	–	–	1	–	–	–	–	–	–	–	–	–	–	–
2342	71	57	60	71	54	54	58	49	45	12	4	7	1	1	2	–	3	6
2349	4	3	6	4	3	6	4	3	4	–	–	2	–	–	–	–	–	–
2391	9	13	7	9	13	7	4	9	5	5	3	–	–	1	2	–	–	–
2392	–	2	3	–	2	3	–	1	2	–	1	1	–	–	–	–	–	–
2399	8	6	5	8	5	5	8	5	4	–	–	1	–	–	–	–	1	–
2412	54	39	37	54	38	37	49	33	34	3	1	1	2	4	2	–	1	–
2421	1	3	1	–	1	–	–	–	–	–	–	–	–	1	–	1	2	1
2422	–	11	3	–	10	3	–	10	3	–	–	–	–	–	–	–	1	–
2423	14	25	–	14	25	–	12	8	–	–	2	–	2	15	–	–	–	–
2424	10	6	7	10	5	7	1	3	4	8	2	1	1	–	2	–	1	–
2441	6	2	–	6	2	–	6	2	–	–	–	–	–	–	–	–	–	–
2442	2	2	–	–	–	–	–	–	–	–	–	–	–	–	–	2	2	–
2443	37	58	33	37	55	30	33	49	23	3	3	4	1	3	3	–	3	3
2449	–	1	–	–	1	–	–	1	–	–	–	–	–	–	–	–	–	–
2451	1	1	1	1	1	1	–	1	1	1	–	–	–	–	–	–	–	–
2452	3	–	–	–	–	–	–	–	–	–	–	–	–	–	–	3	–	–
2511	79	47	40	71	41	34	64	36	30	5	3	3	2	2	1	8	6	6
2512	30	25	11	29	24	10	21	20	7	7	3	3	1	1	–	1	1	1
2513	18	7	4	18	6	4	14	5	4	3	–	–	1	1	–	–	1	–
2521	8	7	5	6	7	3	6	6	3	–	1	–	–	–	–	2	–	2
2522	4	1	–	–	–	–	–	–	–	–	–	–	–	–	–	4	1	–
2531	–	1	–	–	1	–	–	1	–	–	–	–	–	–	–	–	–	–
2532	–	–	1	–	–	1	–	–	1	–	–	–	–	–	–	–	–	–
2539	18	5	8	18	4	7	16	4	6	1	–	1	1	–	–	–	1	1
2542	58	25	12	58	24	12	47	20	7	9	2	2	2	2	3	–	1	–
2543	1	–	–	1	–	–	1	–	–	–	–	–	–	–	–	–	–	–
2591	11	9	3	11	9	2	8	5	1	1	3	–	2	1	1	–	–	1
2592	4	1	3	4	1	3	1	1	3	3	–	–	–	–	–	–	–	–
2593	4	9	5	4	7	5	2	6	4	1	1	1	1	–	–	–	2	–
2599	19	20	16	19	18	15	17	15	11	–	1	1	2	2	3	–	2	1
2621	2	2	1	2	2	1	1	2	1	1	–	–	–	–	–	–	–	–
2622	3	1	–	3	1	–	2	1	–	–	–	–	1	–	–	–	–	–
2631	–	2	–	–	2	–	–	2	–	–	–	–	–	–	–	–	–	–
2640	2	2	–	2	2	–	1	–	–	–	1	–	1	1	–	–	–	–
2651	5	–	–	5	–	–	2	–	–	3	–	–	–	–	–	–	–	–
2710	7	7	5	7	7	5	5	7	4	2	–	1	–	–	–	–	–	–
2721	–	2	–	–	–	–	–	–	–	–	–	–	–	–	–	–	2	–
2722	2	2	2	–	–	–	–	–	–	–	–	–	–	–	–	2	2	2
2731	6	9	5	5	9	5	2	7	3	2	2	2	1	–	–	1	–	–
2733	1	6	2	1	6	2	1	6	2	–	–	–	–	–	–	–	–	–
2740	4	3	2	4	3	2	2	3	1	2	–	1	–	–	–	–	–	–
2751	4	1	3	1	–	3	1	–	2	–	–	1	–	–	–	3	1	–
2759	15	7	4	15	5	4	8	2	4	5	1	–	2	2	–	–	2	–
2790	8	7	12	8	7	12	6	4	4	1	–	3	1	3	5	–	–	–
2811	6	27	33	1	22	30	1	20	23	–	2	3	–	–	4	5	5	3
2812	2	–	–	–	–	–	–	–	–	–	–	–	–	–	–	2	–	–
2813	3	4	1	3	2	1	2	1	1	1	–	–	–	1	–	–	2	–
2821	1	–	–	–	–	–	–	–	–	–	–	–	–	–	–	1	–	–
2822	5	–	3	5	–	3	4	–	1	1	–	2	–	–	–	–	–	–
2823	1	4	–	1	3	–	–	2	–	–	1	–	1	–	–	–	1	–
2825	–	1	–	–	1	–	–	1	–	–	–	–	–	–	–	–	–	–
2829	6	3	2	6	3	1	5	3	1	1	–	–	–	–	–	–	–	1
2833	2	4	2	2	3	2	2	2	2	–	1	–	–	–	–	–	1	–
2851	9	13	6	9	9	4	9	8	3	–	1	–	–	–	1	–	4	2
2852	–	1	–	–	1	–	–	–	–	–	–	–	–	1	–	–	–	–
2853	–	2	–	–	1	–	–	1	–	–	–	–	–	–	–	–	1	–
2861	–	1	–	–	1	–	–	1	–	–	–	–	–	–	–	–	–	–
2862	1	–	–	1	–	–	–	–	–	1	–	–	–	–	–	–	–	–
2866	1	–	–	1	–	–	1	–	–	–	–	–	–	–	–	–	–	–
2869	2	6	4	2	6	4	1	6	4	1	–	–	–	–	–	–	–	–
2910	77	83	54	68	44	40	51	27	21	11	9	12	6	8	7	9	39	14
2920	1	–	–	–	–	–	–	–	–	–	–	–	–	–	–	1	–	–
2930	4	9	6	4	8	5	3	5	5	1	3	–	–	–	–	–	1	1
2941	5	5	1	5	5	1	1	3	1	4	1	–	–	1	–	–	–	–
2943	4	3	–	4	3	–	3	3	–	–	–	–	1	–	–	–	–	–
2945	165	3	–	165	3	–	2	–	–	–	–	–	163	3	–	–	–	–
2949	93	69	76	93	53	59	62	39	40	11	2	2	20	12	17	–	16	17
2950	–	1	1	–	1	1	–	1	1	–	–	–	–	–	–	–	–	–
3011	48	23	7	48	22	5	45	17	5	3	4	–	–	1	–	–	1	2
3091	1	2	2	1	1	1	1	–	1	–	1	–	–	–	–	–	1	1
3092	1	1	2	1	1	1	1	1	1	–	–	–	–	–	–	–	–	1
3099	1	–	–	1	–	–	1	–	–	–	–	–	–	–	–	–	–	–
3101	23	22	16	23	21	13	17	16	7	6	3	5	–	2	1	–	1	3

Capítulo 17 - Bahia

17.1 - Quantidade de acidentes do trabalho, por situação do registro e motivo, segundo a Classificação Nacional de Atividades Econômicas (CNAE), no estado da Bahia - 2014/2016

(continuação)

CNAE	QUANTIDADE DE ACIDENTES DO TRABALHO																	
	Total			Com CAT Registrada												Sem CAT Registrada		
				Total			Motivo											
							Típico			Trajeto			Doença do Trabalho					
	2014	2015	2016	2014	2015	2016	2014	2015	2016	2014	2015	2016	2014	2015	2016	2014	2015	2016
3102	7	11	13	7	11	13	7	10	12	–	1	1	–	–	–	–	–	–
3103	3	2	2	3	2	2	3	1	2	–	1	–	–	–	–	–	–	–
3104	10	12	21	10	8	18	9	6	13	1	2	4	–	–	1	–	4	3
3212	1	–	–	–	–	–	–	–	–	–	–	–	–	–	–	1	–	–
3230	8	12	7	–	–	1	–	–	1	–	–	–	–	–	–	8	12	6
3240	–	1	–	–	–	–	–	–	–	–	–	–	–	–	–	–	1	–
3250	5	4	–	5	4	–	2	3	–	3	1	–	–	–	–	–	–	–
3291	12	3	–	–	–	–	–	–	–	–	–	–	–	–	–	12	3	–
3292	8	3	13	8	1	10	4	1	4	2	–	–	2	–	6	–	2	3
3299	2	3	3	2	3	2	2	2	2	–	1	–	–	–	–	–	–	1
3311	4	7	2	4	6	2	4	4	2	–	2	–	–	–	–	–	1	–
3312	2	1	6	2	1	6	–	–	5	2	1	1	–	–	–	–	–	–
3313	6	9	8	6	9	7	4	7	5	2	2	2	–	–	–	–	–	1
3314	37	33	22	37	32	21	32	24	9	4	6	10	1	2	2	–	1	1
3316	–	1	–	–	1	–	–	–	–	–	1	–	–	–	–	–	–	–
3317	8	1	2	8	1	2	6	1	2	2	–	–	–	–	–	–	–	–
3319	5	5	10	5	5	9	2	5	5	3	–	3	–	–	1	–	–	1
3321	3	9	6	3	8	4	3	5	4	–	3	–	–	–	–	–	1	2
3329	8	6	2	8	6	2	2	4	2	6	2	–	–	–	–	–	–	–
3511	93	96	73	90	94	70	85	88	51	4	6	6	1	–	13	3	2	3
3512	1	7	–	1	5	–	1	2	–	–	2	–	–	1	–	–	2	–
3514	39	28	43	39	27	41	24	18	29	11	8	12	4	1	–	–	1	2
3520	5	4	1	5	4	1	3	4	–	2	–	1	–	–	–	–	–	–
3530	1	–	2	1	–	2	1	–	2	–	–	–	–	–	–	–	–	–
3600	87	94	112	87	94	112	66	71	93	18	20	14	3	3	5	–	–	–
3701	–	2	3	–	2	2	–	2	2	–	–	–	–	–	–	–	–	1
3702	3	9	6	3	9	6	3	8	6	–	1	–	–	–	–	–	–	–
3811	192	161	171	192	155	153	163	128	128	26	27	22	3	–	3	–	6	18
3812	3	–	–	3	–	–	2	–	–	–	–	–	1	–	–	–	–	–
3821	6	10	3	6	8	3	3	7	3	3	1	–	–	–	–	–	2	–
3822	6	2	7	6	2	7	6	2	4	–	–	3	–	–	–	–	–	–
3831	2	1	–	2	1	–	1	1	–	–	–	–	1	–	–	–	–	–
3832	2	5	3	2	4	3	2	3	3	–	–	–	–	1	–	–	1	–
3839	5	5	4	5	4	3	3	4	3	2	–	–	–	–	–	–	1	1
4110	137	78	57	137	71	54	118	64	45	16	5	9	3	2	–	–	7	3
4120	489	488	315	489	401	259	403	333	205	78	53	43	8	15	11	–	87	56
4211	178	306	138	178	275	112	159	246	98	19	25	12	–	4	2	–	31	26
4212	31	12	21	31	11	15	24	10	11	7	–	3	–	1	1	–	1	6
4213	5	6	3	5	5	2	3	4	2	1	1	–	1	–	–	–	1	1
4221	626	457	391	159	204	169	141	174	133	17	29	36	1	1	–	467	253	222
4222	44	58	65	44	53	64	35	38	48	7	13	16	2	2	–	–	5	1
4223	4	3	2	3	3	–	3	3	–	–	–	–	–	–	–	1	–	2
4291	61	9	6	61	8	5	57	7	2	4	1	3	–	–	–	–	1	1
4292	56	47	42	56	29	30	46	25	25	10	2	5	–	2	–	–	18	12
4299	98	106	95	98	91	80	87	76	70	7	12	7	4	3	3	–	15	15
4311	1	2	–	1	2	–	1	1	–	–	1	–	–	–	–	–	–	–
4312	5	7	6	5	5	5	4	4	3	1	1	2	–	–	–	–	2	1
4313	41	23	34	41	20	33	35	14	25	6	5	8	–	1	–	–	3	1
4321	65	68	79	65	66	77	42	48	51	20	17	24	3	1	2	–	2	2
4322	13	18	22	13	16	17	9	7	9	3	8	8	1	1	–	–	2	5
4329	25	17	20	25	16	17	13	10	15	11	4	–	1	2	2	–	1	3
4330	31	23	14	31	20	13	22	13	8	7	5	4	2	2	1	–	3	1
4391	19	13	10	19	12	5	16	11	4	3	1	–	–	–	1	–	1	5
4399	58	45	35	58	44	27	43	33	24	12	9	3	3	2	–	–	1	8
4511	68	62	51	68	59	48	50	35	33	17	23	13	1	1	2	–	3	3
4512	3	8	4	–	2	2	–	2	1	–	–	1	–	–	–	3	6	2
4520	35	33	25	35	30	25	27	19	18	6	10	6	2	1	1	–	3	–
4530	80	62	65	80	58	64	50	31	37	24	23	23	6	4	4	–	4	1
4541	19	13	14	10	11	12	6	8	2	4	3	10	–	–	–	9	2	2
4542	–	–	1	–	–	1	–	–	1	–	–	–	–	–	–	–	–	–
4543	1	2	–	1	2	–	–	–	–	1	2	–	–	–	–	–	–	–
4612	3	–	3	3	–	3	3	–	3	–	–	–	–	–	–	–	–	–
4613	–	2	–	–	1	–	–	1	–	–	–	–	–	–	–	–	1	–
4614	1	–	–	1	–	–	–	–	–	1	–	–	–	–	–	–	–	–
4617	1	3	3	1	3	2	1	3	2	–	–	–	–	–	–	–	–	1
4618	1	–	–	1	–	–	1	–	–	–	–	–	–	–	–	–	–	–
4619	2	–	–	2	–	–	1	–	–	–	–	–	1	–	–	–	–	–
4621	1	3	–	1	3	–	1	–	–	–	3	–	–	–	–	–	–	–
4622	1	1	–	1	1	–	1	1	–	–	–	–	–	–	–	–	–	–
4623	6	12	6	6	12	6	5	11	3	1	–	3	–	1	–	–	–	–
4631	5	3	4	5	3	3	2	1	1	1	1	1	2	1	1	–	–	1
4632	19	12	14	19	11	14	8	4	13	11	7	1	–	–	–	–	1	–
4633	12	9	6	12	9	4	9	5	2	3	3	2	–	1	–	–	–	2
4634	17	12	13	17	10	9	15	9	8	1	–	1	1	1	–	–	2	4
4635	184	228	219	184	209	198	130	146	143	54	60	55	–	3	–	–	19	21
4636	9	6	5	9	5	3	6	3	2	2	2	1	1	–	–	–	1	2
4637	9	8	9	9	8	8	5	3	1	3	5	5	1	–	2	–	–	1
4639	63	54	52	63	44	43	43	29	27	15	9	14	5	6	2	–	10	9
4641	3	4	1	3	4	1	1	3	1	2	1	–	–	–	–	–	–	–
4642	1	–	1	1	–	1	–	–	–	1	–	1	–	–	–	–	–	–
4643	–	–	1	–	–	1	–	–	–	–	–	1	–	–	–	–	–	–
4644	18	13	18	18	12	17	11	8	7	6	3	10	1	1	–	–	1	1

Capítulo 17 - Bahia

17.1 - Quantidade de acidentes do trabalho, por situação do registro e motivo, segundo a Classificação Nacional de Atividades Econômicas (CNAE), no estado da Bahia - 2014/2016

(continuação)

CNAE	QUANTIDADE DE ACIDENTES DO TRABALHO																	
	Total			Com CAT Registrada												Sem CAT Registrada		
				Total			Motivo											
							Típico			Trajeto			Doença do Trabalho					
	2014	2015	2016	2014	2015	2016	2014	2015	2016	2014	2015	2016	2014	2015	2016	2014	2015	2016
4645	4	3	1	4	2	–	2	–	–	1	1	–	1	1	–	–	1	1
4646	15	14	11	15	12	11	9	7	1	4	4	10	2	1	–	–	2	–
4647	5	1	1	5	1	1	3	–	1	2	1	–	–	–	–	–	–	–
4649	35	38	25	35	34	22	27	21	16	8	11	4	–	2	2	–	4	3
4651	–	–	1	–	–	1	–	–	–	–	–	1	–	–	–	–	–	–
4652	9	5	4	9	4	4	7	2	2	2	2	2	–	–	–	–	1	–
4661	7	13	6	7	11	5	5	5	3	2	6	2	–	–	–	–	2	1
4662	11	5	3	11	5	2	8	3	2	2	2	–	1	–	–	–	–	1
4663	3	2	2	3	2	2	1	2	1	2	–	–	–	–	1	–	–	–
4664	–	1	1	–	1	1	–	1	1	–	–	–	–	–	–	–	–	–
4665	5	3	–	5	3	–	5	2	–	–	1	–	–	–	–	–	–	–
4669	12	5	7	12	3	5	7	1	4	4	2	1	1	–	–	–	2	2
4671	1	1	2	1	1	2	1	1	1	–	–	1	–	–	–	–	–	–
4672	8	15	8	8	15	7	6	11	7	2	4	–	–	–	–	–	–	1
4673	5	3	1	5	3	1	5	3	1	–	–	–	–	–	–	–	–	–
4674	2	–	1	2	–	1	2	–	–	–	–	–	–	–	1	–	–	–
4679	8	3	6	8	3	6	5	3	3	3	–	2	–	–	1	–	–	–
4681	8	10	6	8	9	5	4	6	3	3	3	2	1	–	–	–	1	1
4682	19	23	35	19	23	32	17	20	28	2	2	3	–	1	1	–	–	3
4683	4	2	4	4	2	4	1	2	3	3	–	1	–	–	–	–	–	–
4684	2	4	4	2	4	4	2	4	4	–	–	–	–	–	–	–	–	–
4685	2	2	2	2	2	2	2	2	1	–	–	–	–	–	1	–	–	–
4686	–	–	1	–	–	1	–	–	–	–	–	1	–	–	–	–	–	–
4687	6	15	7	6	11	7	4	9	7	2	2	–	–	–	–	–	4	–
4689	3	4	2	3	4	2	1	1	1	2	3	1	–	–	–	–	–	–
4691	34	25	8	34	22	6	26	16	4	5	6	1	3	–	1	–	3	2
4692	–	1	–	–	1	–	–	–	–	–	1	–	–	–	–	–	–	–
4693	19	23	26	19	22	25	10	16	16	9	6	7	–	–	2	–	1	1
4711	223	274	309	223	237	270	155	167	206	50	59	47	18	11	17	–	37	39
4712	53	50	46	53	45	46	33	26	29	16	14	14	4	5	3	–	5	–
4713	22	38	23	22	31	19	12	16	12	9	14	7	1	1	–	–	7	4
4721	20	29	26	20	26	25	11	18	17	8	8	7	1	–	1	–	3	1
4722	9	11	9	9	10	9	6	6	4	3	3	5	–	1	–	–	1	–
4723	11	16	12	11	15	10	3	2	5	4	12	5	4	1	–	–	1	2
4724	5	3	11	5	3	11	4	1	6	1	2	5	–	–	–	–	–	–
4729	15	11	16	15	11	15	7	7	12	6	3	3	2	1	–	–	–	1
4731	54	38	47	54	36	46	25	13	21	25	22	24	4	1	1	–	2	1
4732	1	2	1	1	2	1	–	2	–	1	–	1	–	–	–	–	–	–
4741	5	1	2	5	1	2	3	–	1	2	1	1	–	–	–	–	–	–
4742	13	7	10	13	7	10	8	3	9	5	4	1	–	–	–	–	–	–
4743	4	6	7	4	6	7	3	4	5	1	1	2	–	1	–	–	–	–
4744	122	109	93	122	103	87	81	78	57	32	22	21	9	3	9	–	6	6
4751	17	16	17	17	16	13	8	9	3	9	6	5	–	1	5	–	–	4
4752	9	6	9	9	5	9	6	3	5	2	2	3	1	–	1	–	1	–
4753	37	47	56	37	42	46	22	28	32	13	13	11	2	1	3	–	5	10
4754	29	31	25	29	30	25	17	13	10	11	17	13	1	–	2	–	1	–
4755	15	10	16	15	8	16	6	3	9	8	4	6	1	1	1	–	2	–
4756	1	1	–	1	1	–	–	1	–	1	–	–	–	–	–	–	–	–
4757	5	3	4	5	3	4	3	3	1	2	–	3	–	–	–	–	–	–
4759	13	7	6	13	6	6	5	3	4	8	3	2	–	–	–	–	1	–
4761	3	8	7	3	8	7	1	3	5	2	2	2	–	3	–	–	–	–
4763	14	6	13	14	6	12	8	2	4	6	4	6	–	–	2	–	–	1
4771	28	20	36	28	19	35	14	9	17	14	8	17	–	2	1	–	1	1
4772	12	5	7	12	5	7	3	2	2	7	3	5	2	–	–	–	–	–
4773	2	–	2	2	–	2	2	–	–	–	–	1	–	–	1	–	–	–
4774	7	8	3	7	7	3	5	5	–	2	1	3	–	1	–	–	1	–
4781	67	61	59	67	55	56	35	29	27	30	22	23	2	4	6	–	6	3
4782	17	17	12	17	15	12	7	9	6	9	5	3	1	1	3	–	2	–
4784	31	26	18	31	26	17	22	19	13	9	6	4	–	1	–	–	–	1
4785	3	–	2	3	–	2	1	–	2	2	–	–	–	–	–	–	–	–
4789	31	25	29	31	22	28	16	8	12	14	11	14	1	3	2	–	3	1
4911	4	3	3	4	3	3	3	3	3	1	–	–	–	–	–	–	–	–
4912	11	19	18	11	19	18	9	12	16	2	7	2	–	–	–	–	–	–
4921	134	117	119	134	100	102	92	51	62	38	35	35	4	14	5	–	17	17
4922	37	34	58	37	31	44	30	21	28	5	6	16	2	4	–	–	3	14
4923	11	5	3	11	5	3	4	–	1	3	4	1	4	1	1	–	–	–
4924	2	2	–	2	2	–	1	2	–	1	–	–	–	–	–	–	–	–
4929	12	11	4	12	10	4	9	5	1	3	5	3	–	–	–	–	1	–
4930	408	325	289	407	300	258	301	213	189	97	81	64	9	6	5	1	25	31
4940	4	12	8	4	12	8	3	11	7	1	1	1	–	–	–	–	–	–
5011	–	1	–	–	–	–	–	–	–	–	–	–	–	–	–	–	1	–
5012	1	–	–	1	–	–	1	–	–	–	–	–	–	–	–	–	–	–
5021	–	–	1	–	–	1	–	–	1	–	–	–	–	–	–	–	–	–
5022	1	17	19	1	17	17	1	14	17	–	2	–	–	1	–	–	–	2
5030	13	15	10	7	9	6	7	8	6	–	1	–	–	–	–	6	6	4
5091	7	9	1	7	9	1	5	8	1	2	1	–	–	–	–	–	–	–
5099	–	–	1	–	–	1	–	–	1	–	–	–	–	–	–	–	–	–
5111	46	34	9	19	20	9	13	16	7	5	3	2	1	1	–	27	14	–
5112	3	1	–	–	–	–	–	–	–	–	–	–	–	–	–	3	1	–
5120	1	2	–	1	2	–	–	1	–	1	1	–	–	–	–	–	–	–
5211	54	40	34	46	30	32	35	20	28	11	6	3	–	4	1	8	10	2
5212	29	30	21	5	17	15	2	12	8	3	3	6	–	2	1	24	13	6

Capítulo 17 - Bahia

17.1 - Quantidade de acidentes do trabalho, por situação do registro e motivo, segundo a Classificação Nacional de Atividades Econômicas (CNAE), no estado da Bahia - 2014/2016

(continuação)

CNAE	QUANTIDADE DE ACIDENTES DO TRABALHO																	
	Total			Com CAT Registrada												Sem CAT Registrada		
				Total			Motivo											
							Típico			Trajeto			Doença do Trabalho					
	2014	2015	2016	2014	2015	2016	2014	2015	2016	2014	2015	2016	2014	2015	2016	2014	2015	2016
5221	31	23	24	28	20	22	22	15	17	6	4	5	–	1	–	3	3	2
5222	–	4	–	–	4	–	–	3	–	–	1	–	–	–	–	–	–	–
5223	2	7	9	2	4	9	1	1	6	1	2	2	–	1	1	–	3	–
5229	7	7	11	6	5	9	2	1	8	4	4	1	–	–	–	1	2	2
5231	19	35	29	18	32	26	15	27	20	2	5	5	1	–	1	1	3	3
5232	6	–	2	2	–	1	2	–	1	–	–	–	–	–	–	4	–	1
5239	4	3	1	4	3	1	4	3	1	–	–	–	–	–	–	–	–	–
5240	24	21	28	24	17	26	11	12	18	8	3	8	5	2	–	–	4	2
5250	17	17	17	17	16	15	16	9	12	1	7	3	–	–	–	–	1	2
5310	310	358	293	310	358	293	233	293	211	49	43	44	28	22	38	–	–	–
5320	8	11	4	8	8	3	4	4	1	4	4	2	–	–	–	–	3	1
5510	130	156	189	130	135	163	100	116	135	24	16	19	6	3	9	–	21	26
5590	–	6	7	–	6	7	–	4	5	–	2	2	–	–	–	–	–	–
5611	147	138	145	147	129	142	98	84	85	41	36	49	8	9	8	–	9	3
5612	2	–	1	2	–	1	2	–	1	–	–	–	–	–	–	–	–	–
5620	85	119	87	85	99	77	69	78	50	15	18	21	1	3	6	–	20	10
5811	1	1	–	1	1	–	–	1	–	1	–	–	–	–	–	–	–	–
5821	1	–	–	1	–	–	–	–	–	1	–	–	–	–	–	–	–	–
5822	2	4	6	2	3	4	2	3	2	–	–	1	–	–	1	–	1	2
5829	2	2	3	2	2	3	2	1	1	–	1	2	–	–	–	–	–	–
5911	2	1	–	1	1	–	1	1	–	–	–	–	–	–	–	1	–	–
5913	1	–	–	1	–	–	–	–	–	–	–	–	1	–	–	–	–	–
5914	1	2	2	1	2	2	1	2	1	–	–	1	–	–	–	–	–	–
5920	–	–	1	–	–	1	–	–	1	–	–	–	–	–	–	–	–	–
6010	3	4	3	2	2	–	–	2	–	1	–	–	1	–	–	1	2	3
6021	16	18	24	14	16	23	9	15	19	3	1	3	2	–	1	2	2	1
6110	22	26	17	22	23	17	20	19	13	1	4	3	1	–	1	–	3	–
6120	11	12	8	11	9	8	7	3	6	3	5	2	1	1	–	–	3	–
6141	5	2	2	5	1	2	4	–	1	1	1	1	–	–	–	–	1	–
6190	24	11	5	24	11	4	11	4	3	6	6	1	7	1	–	–	–	1
6201	57	28	11	1	3	2	–	–	–	1	3	1	–	–	1	56	25	9
6202	2	–	–	2	–	–	–	–	–	2	–	–	–	–	–	–	–	–
6203	4	2	–	4	2	–	1	1	–	2	1	–	1	–	–	–	–	–
6204	5	3	2	5	2	2	1	1	–	2	1	2	2	–	–	–	1	–
6209	8	9	5	8	9	4	3	6	–	5	2	4	–	1	–	–	–	1
6311	10	5	3	7	3	3	3	–	2	3	2	1	1	1	–	3	2	–
6319	–	1	1	–	1	1	–	–	1	–	1	–	–	–	–	–	–	–
6399	–	1	–	–	1	–	–	–	–	–	1	–	–	–	–	–	–	–
6421	47	29	16	47	25	10	24	11	5	5	4	2	18	10	3	–	4	6
6422	195	340	356	195	197	203	35	59	47	17	16	18	143	122	138	–	143	153
6423	16	29	24	16	23	19	10	7	15	4	5	–	2	11	4	–	6	5
6424	1	2	1	1	1	1	1	–	–	–	1	1	–	–	–	–	1	–
6431	–	1	1	–	1	1	–	–	–	–	1	–	–	–	1	–	–	–
6434	2	1	–	2	1	–	2	–	–	–	–	–	–	1	–	–	–	–
6436	3	4	–	3	4	–	2	2	–	1	2	–	–	–	–	–	–	–
6462	8	4	2	8	4	2	5	4	2	3	–	–	–	–	–	–	–	–
6463	–	–	1	–	–	1	–	–	–	–	–	1	–	–	–	–	–	–
6493	–	–	1	–	–	1	–	–	1	–	–	–	–	–	–	–	–	–
6511	1	2	2	1	2	2	1	–	2	–	2	–	–	–	–	–	–	–
6512	2	1	2	2	1	2	1	1	2	1	–	–	–	–	–	–	–	–
6541	–	1	3	–	1	3	–	1	–	–	–	1	–	–	2	–	–	–
6550	20	26	10	20	24	10	9	14	8	11	10	2	–	–	–	–	2	–
6611	1	–	–	–	–	–	–	–	–	–	–	–	–	–	–	1	–	–
6612	–	2	1	–	2	1	–	1	1	–	–	–	–	1	–	–	–	–
6613	3	–	–	1	–	–	1	–	–	–	–	–	–	–	–	2	–	–
6619	–	–	1	–	–	1	–	–	1	–	–	–	–	–	–	–	–	–
6621	1	–	–	1	–	–	1	–	–	–	–	–	–	–	–	–	–	–
6622	1	4	2	1	3	2	–	2	–	1	1	2	–	–	–	–	1	–
6630	4	4	4	1	–	–	1	–	–	–	–	–	–	–	–	3	4	4
6810	89	10	9	89	10	8	6	8	7	1	1	1	82	1	–	–	–	1
6821	1	1	–	1	1	–	1	1	–	–	–	–	–	–	–	–	–	–
6822	7	10	6	7	9	6	5	5	2	1	4	4	1	–	–	–	1	–
6911	2	2	2	2	2	2	–	–	1	2	1	1	–	1	–	–	–	–
6912	1	1	–	1	1	–	1	–	–	–	–	–	–	1	–	–	–	–
6920	22	22	13	22	20	13	7	9	3	15	9	9	–	2	1	–	2	–
7010	1	2	–	–	–	–	–	–	–	–	–	–	–	–	–	1	2	–
7020	31	25	13	31	23	11	9	6	4	20	15	5	2	2	2	–	2	2
7111	1	4	1	1	3	–	–	2	–	1	1	–	–	–	–	–	1	1
7112	90	152	102	90	125	81	72	95	55	16	28	23	2	2	3	–	27	21
7119	38	17	10	38	13	10	26	11	8	10	2	2	2	–	–	–	4	–
7120	6	5	2	6	5	2	4	2	1	2	2	1	–	1	–	–	–	–
7210	7	5	4	4	4	4	3	4	3	1	–	1	–	–	–	3	1	–
7220	3	1	–	2	–	–	–	–	–	2	–	–	–	–	–	1	1	–
7311	2	1	1	2	1	–	1	–	–	1	1	–	–	–	–	–	–	1
7312	1	1	1	1	1	1	1	1	–	–	–	1	–	–	–	–	–	–
7319	8	9	6	8	7	5	5	4	1	3	3	4	–	–	–	–	2	1
7320	1	2	2	1	1	2	–	1	2	1	–	–	–	–	–	–	1	–
7410	1	–	1	1	–	1	1	–	1	–	–	–	–	–	–	–	–	–
7420	5	7	2	1	1	2	1	–	1	–	1	1	–	–	–	4	6	–
7490	22	16	10	22	12	10	8	8	6	4	2	4	10	2	–	–	4	–
7500	1	–	3	1	–	3	1	–	1	–	–	2	–	–	–	–	–	–
7711	13	14	14	13	14	14	8	6	11	5	6	2	–	2	1	–	–	–

Capítulo 17 - Bahia

17.1 - Quantidade de acidentes do trabalho, por situação do registro e motivo, segundo a Classificação Nacional de Atividades Econômicas (CNAE), no estado da Bahia - 2014/2016

(conclusão)

CNAE	QUANTIDADE DE ACIDENTES DO TRABALHO																	
	Total			Com CAT Registrada												Sem CAT Registrada		
				Total			Motivo											
							Típico			Trajeto			Doença do Trabalho					
	2014	2015	2016	2014	2015	2016	2014	2015	2016	2014	2015	2016	2014	2015	2016	2014	2015	2016
7719	3	2	4	3	1	4	3	1	3	–	–	1	–	–	–	–	1	–
7721	–	–	2	–	–	2	–	–	1	–	–	1	–	–	–	–	–	–
7723	1	–	–	1	–	–	–	–	–	1	–	–	–	–	–	–	–	–
7729	4	3	2	4	3	2	2	2	1	2	1	1	–	–	–	–	–	–
7731	2	3	1	2	3	1	2	2	1	–	1	–	–	–	–	–	–	–
7732	36	35	14	36	30	10	28	26	3	7	4	7	1	–	–	–	5	4
7733	4	5	2	3	4	1	2	2	–	1	2	1	–	–	–	1	1	1
7739	25	34	15	25	31	14	19	24	9	6	3	5	–	4	–	–	3	1
7740	–	1	–	–	1	–	–	1	–	–	–	–	–	–	–	–	–	–
7810	9	25	14	9	16	8	6	3	7	3	13	1	–	–	–	–	9	6
7820	32	43	47	32	28	29	14	10	13	16	16	14	2	2	2	–	15	18
7830	29	46	47	29	34	36	18	20	20	11	13	15	–	1	1	–	12	11
7911	5	4	4	5	4	4	2	1	2	3	3	2	–	–	–	–	–	–
8011	80	97	86	80	80	66	23	26	20	55	54	46	2	–	–	–	17	20
8012	71	80	90	66	62	81	54	43	52	11	14	24	1	5	5	5	18	9
8020	9	8	8	9	8	7	6	5	1	3	3	6	–	–	–	–	–	1
8030	10	6	1	–	–	–	–	–	–	–	–	–	–	–	–	10	6	1
8111	12	11	18	12	10	12	6	3	5	6	6	6	–	1	1	–	1	6
8112	69	80	82	69	78	79	55	63	58	13	11	20	1	4	1	–	2	3
8121	49	63	73	49	36	45	24	18	19	23	15	26	2	3	–	–	27	28
8122	2	4	2	1	1	1	1	1	–	–	–	1	–	–	–	1	3	1
8129	8	14	6	8	12	6	5	7	4	3	5	2	–	–	–	–	2	–
8130	11	7	7	3	3	7	2	3	6	1	–	1	–	–	–	8	4	–
8211	17	15	25	16	15	24	10	11	14	6	4	10	–	–	–	1	–	1
8219	17	19	12	17	18	11	4	13	7	12	5	3	1	–	1	–	1	1
8220	67	164	147	66	99	97	33	54	36	23	29	50	10	16	11	1	65	50
8230	2	4	8	2	4	8	1	2	4	1	1	4	–	1	–	–	–	–
8291	4	5	7	4	5	7	–	1	–	4	4	7	–	–	–	–	–	–
8292	11	3	3	11	2	1	10	–	–	–	1	1	1	1	–	–	1	2
8299	61	69	68	61	54	50	32	39	27	24	15	21	5	–	2	–	15	18
8411	231	257	285	231	198	217	163	150	158	53	33	46	15	15	13	–	59	68
8412	15	5	6	15	3	6	7	2	4	8	1	1	–	–	1	–	2	–
8422	–	3	4	–	3	4	–	2	4	–	–	–	–	1	–	–	–	–
8423	4	12	6	4	6	1	3	5	–	1	1	1	–	–	–	–	6	5
8424	36	10	8	36	10	8	35	10	8	–	–	–	1	–	–	–	–	–
8430	2	1	1	2	1	1	2	–	1	–	–	–	–	1	–	–	–	–
8511	175	106	51	2	2	4	–	1	3	2	1	–	–	–	1	173	104	47
8512	13	17	11	10	15	11	5	11	5	2	2	5	3	2	1	3	2	–
8513	41	40	30	36	37	29	22	30	16	12	6	12	2	1	1	5	3	1
8520	15	19	20	15	16	18	10	9	11	1	7	7	4	–	–	–	3	2
8531	29	43	39	20	31	35	12	25	20	6	6	14	2	–	1	9	12	4
8532	22	7	19	21	4	17	15	3	12	6	1	4	–	–	1	1	3	2
8541	6	4	2	6	4	2	5	3	–	1	1	1	–	–	1	–	–	–
8542	1	–	–	–	–	–	–	–	–	–	–	–	–	–	–	1	–	–
8550	–	4	1	–	3	1	–	3	1	–	–	–	–	–	–	–	1	–
8591	1	–	–	1	–	–	–	–	–	1	–	–	–	–	–	–	–	–
8593	4	3	2	4	3	2	2	1	1	2	2	1	–	–	–	–	–	–
8599	60	49	54	60	46	53	29	23	20	27	21	31	4	2	2	–	3	1
8610	1.505	1.501	1.676	1.505	1.375	1.568	1.200	1.066	1.197	242	244	311	63	65	60	–	126	108
8621	–	1	–	–	1	–	–	–	–	–	1	–	–	–	–	–	–	–
8622	1	–	–	1	–	–	–	–	–	1	–	–	–	–	–	–	–	–
8630	47	74	72	47	69	71	27	41	46	19	27	25	1	1	–	–	5	1
8640	60	89	75	60	84	73	50	60	48	10	24	25	–	–	–	–	5	2
8650	2	8	10	2	8	10	2	4	5	–	3	5	–	1	–	–	–	–
8660	74	78	154	74	73	151	62	55	127	12	15	23	–	3	1	–	5	3
8690	21	18	22	21	16	22	16	15	17	4	1	5	1	–	–	–	2	–
8711	12	9	6	12	6	5	11	4	5	1	2	–	–	–	–	–	3	1
8712	1	1	2	1	1	2	1	1	1	–	–	–	–	–	1	–	–	–
8720	3	2	1	3	2	1	1	2	1	1	–	–	1	–	–	–	–	–
8730	1	–	1	1	–	1	–	–	1	1	–	–	–	–	–	–	–	–
8800	18	32	44	18	31	42	16	23	29	2	8	12	–	–	1	–	1	2
9001	2	3	3	2	3	3	2	3	3	–	–	–	–	–	–	–	–	–
9003	–	2	4	–	2	3	–	2	3	–	–	–	–	–	–	–	–	1
9101	2	2	1	2	2	1	1	1	1	–	–	–	1	1	–	–	–	–
9102	1	–	–	1	–	–	1	–	–	–	–	–	–	–	–	–	–	–
9103	1	–	–	1	–	–	1	–	–	–	–	–	–	–	–	–	–	–
9311	3	1	–	3	1	–	2	–	–	1	1	–	–	–	–	–	–	–
9312	5	7	9	5	3	9	4	3	8	–	–	1	1	–	–	–	4	–
9313	4	2	4	4	2	4	1	1	3	3	1	1	–	–	–	–	–	–
9321	1	3	1	1	3	1	1	3	1	–	–	–	–	–	–	–	–	–
9329	3	2	1	3	1	1	2	–	1	1	–	–	–	1	–	–	1	–
9411	1	2	4	1	2	4	1	2	3	–	–	1	–	–	–	–	–	–
9412	2	3	6	2	3	5	2	3	1	–	–	4	–	–	–	–	–	1
9420	14	16	12	14	15	11	6	8	5	5	6	4	3	1	2	–	1	1
9430	230	156	113	230	147	107	191	121	86	38	25	19	1	1	2	–	9	6
9491	23	22	27	23	20	26	17	12	19	4	7	7	2	1	–	–	2	1
9492	37	13	13	–	–	–	–	–	–	–	–	–	–	–	–	37	13	13
9493	1	1	–	1	1	–	1	–	–	–	1	–	–	–	–	–	–	–
9499	21	32	50	21	31	44	13	24	32	7	7	12	1	–	–	–	1	6
9511	17	11	15	17	9	13	10	5	8	3	4	4	4	–	1	–	2	2
9512	3	–	2	3	–	2	2	–	2	1	–	–	–	–	–	–	–	–
9521	2	6	2	2	6	2	–	2	–	2	3	2	–	1	–	–	–	–
9529	–	3	3	–	3	1	–	3	–	–	–	1	–	–	–	–	–	2
9601	13	11	11	13	9	10	11	6	8	1	3	1	1	–	1	–	2	1
9602	1	6	8	1	6	8	–	2	1	1	4	6	–	–	1	–	–	–
9603	5	5	2	5	5	1	3	2	1	1	3	–	1	–	–	–	–	1
9609	1	–	1	1	–	1	–	–	–	–	–	1	1	–	–	–	–	–
9700	2	–	–	2	–	–	2	–	–	–	–	–	–	–	–	–	–	–
Ignorado	6.850	4.166	4.048	83	86	63	71	71	47	11	14	15	1	1	1	6.767	4.080	3.985

Fonte: DATAPREV, CAT, SUB.

Nota: Os dados são preliminares, estando sujeitos a correções.

Capítulo 17 - Bahia

17.2 - Quantidade de acidentes do trabalho, por situação do registro e motivo, segundo os grupos de idade e sexo, no estado da Bahia - 2014/2016

GRUPOS DE IDADE E SEXO	QUANTIDADE DE ACIDENTES DO TRABALHO																	
	Total			Com CAT Registrada												Sem CAT Registrada		
				Total			Motivo											
							Típico			Trajeto			Doença do Trabalho					
	2014	2015	2016	2014	2015	2016	2014	2015	2016	2014	2015	2016	2014	2015	2016	2014	2015	2016
TOTAL	**21.724**	**18.267**	**16.712**	**13.746**	**12.084**	**11.036**	**10.101**	**8.937**	**7.910**	**2.660**	**2.432**	**2.462**	**985**	**715**	**664**	**7.978**	**6.183**	**5.676**
Masculino	**15.117**	**12.768**	**11.287**	**9.832**	**8.634**	**7.528**	**7.556**	**6.665**	**5.612**	**1.756**	**1.575**	**1.563**	**520**	**394**	**353**	**5.285**	**4.134**	**3.759**
Feminino	**6.607**	**5.499**	**5.425**	**3.914**	**3.450**	**3.508**	**2.545**	**2.272**	**2.298**	**904**	**857**	**899**	**465**	**321**	**311**	**2.693**	**2.049**	**1.917**
Ignorado	**–**	**–**	**–**	**–**	**–**	**–**	**–**	**–**	**–**	**–**	**–**	**–**	**–**	**–**	**–**	**–**	**–**	**–**
Até 19 anos	292	229	151	203	157	112	161	113	80	39	42	32	3	2	–	89	72	39
Masculino	228	189	117	161	123	81	132	92	65	26	31	16	3	–	–	67	66	36
Feminino	64	40	34	42	34	31	29	21	15	13	11	16	–	2	–	22	6	3
Ignorado	–	–	–	–	–	–	–	–	–	–	–	–	–	–	–	–	–	–
20 a 24 anos	2.206	1.739	1.557	1.685	1.363	1.187	1.268	1.032	850	380	308	313	37	23	24	521	376	370
Masculino	1.750	1.360	1.229	1.331	1.060	943	1.028	835	708	278	212	222	25	13	13	419	300	286
Feminino	456	379	328	354	303	244	240	197	142	102	96	91	12	10	11	102	76	84
Ignorado	–	–	–	–	–	–	–	–	–	–	–	–	–	–	–	–	–	–
25 a 29 anos	3.427	2.776	2.337	2.551	2.130	1.764	1.846	1.590	1.271	539	472	431	166	68	62	876	646	573
Masculino	2.469	2.047	1.663	1.853	1.585	1.251	1.398	1.245	924	359	308	295	96	32	32	616	462	412
Feminino	958	729	674	698	545	513	448	345	347	180	164	136	70	36	30	260	184	161
Ignorado	–	–	–	–	–	–	–	–	–	–	–	–	–	–	–	–	–	–
30 a 34 anos	4.104	3.367	3.173	2.876	2.428	2.311	2.106	1.791	1.642	544	496	530	226	141	139	1.228	939	862
Masculino	2.828	2.358	2.150	2.012	1.726	1.547	1.553	1.325	1.145	353	324	328	106	77	74	816	632	603
Feminino	1.276	1.009	1.023	864	702	764	553	466	497	191	172	202	120	64	65	412	307	259
Ignorado	–	–	–	–	–	–	–	–	–	–	–	–	–	–	–	–	–	–
35 a 39 anos	3.456	3.093	2.868	2.220	2.086	1.953	1.625	1.535	1.381	410	400	436	185	151	136	1.236	1.007	915
Masculino	2.405	2.084	1.892	1.578	1.423	1.276	1.202	1.093	934	277	252	271	99	78	71	827	661	616
Feminino	1.051	1.009	976	642	663	677	423	442	447	133	148	165	86	73	65	409	346	299
Ignorado	–	–	–	–	–	–	–	–	–	–	–	–	–	–	–	–	–	–
40 a 44 anos	2.628	2.279	2.208	1.536	1.452	1.407	1.147	1.090	1.020	268	247	284	121	115	103	1.092	827	801
Masculino	1.710	1.516	1.424	1.027	985	932	806	769	714	159	149	167	62	67	51	683	531	492
Feminino	918	763	784	509	467	475	341	321	306	109	98	117	59	48	52	409	296	309
Ignorado	–	–	–	–	–	–	–	–	–	–	–	–	–	–	–	–	–	–
45 a 49 anos	2.208	1.939	1.754	1.081	1.079	983	798	776	730	193	203	170	90	100	83	1.127	860	771
Masculino	1.415	1.272	1.075	742	738	626	587	563	480	115	125	102	40	50	44	673	534	449
Feminino	793	667	679	339	341	357	211	213	250	78	78	68	50	50	39	454	326	322
Ignorado	–	–	–	–	–	–	–	–	–	–	–	–	–	–	–	–	–	–
50 a 54 anos	1.908	1.540	1.409	929	757	688	672	551	488	160	134	137	97	72	63	979	783	721
Masculino	1.209	992	869	630	513	442	477	389	328	101	79	77	52	45	37	579	479	427
Feminino	699	548	540	299	244	246	195	162	160	59	55	60	45	27	26	400	304	294
Ignorado	–	–	–	–	–	–	–	–	–	–	–	–	–	–	–	–	–	–
55 a 59 anos	1.074	972	869	440	440	409	317	313	283	78	92	82	45	35	44	634	532	460
Masculino	762	693	593	319	331	285	242	240	201	52	67	58	25	24	26	443	362	308
Feminino	312	279	276	121	109	124	75	73	82	26	25	24	20	11	18	191	170	152
Ignorado	–	–	–	–	–	–	–	–	–	–	–	–	–	–	–	–	–	–
60 a 64 anos	366	274	313	178	142	166	130	109	124	34	27	34	14	6	8	188	132	147
Masculino	294	216	234	140	117	113	103	90	88	26	21	21	11	6	4	154	99	121
Feminino	72	58	79	38	25	53	27	19	36	8	6	13	3	–	4	34	33	26
Ignorado	–	–	–	–	–	–	–	–	–	–	–	–	–	–	–	–	–	–
65 a 69 anos	40	47	65	33	39	49	21	28	34	12	10	13	–	1	2	7	8	16
Masculino	35	34	37	28	27	28	19	20	21	9	6	6	–	1	1	7	7	9
Feminino	5	13	28	5	12	21	2	8	13	3	4	7	–	–	1	–	1	7
Ignorado	–	–	–	–	–	–	–	–	–	–	–	–	–	–	–	–	–	–
70 anos e mais	14	11	8	13	10	7	9	8	7	3	1	–	1	1	–	1	1	1
Masculino	11	7	4	10	6	4	8	4	4	1	1	–	1	1	–	1	1	–
Feminino	3	4	4	3	4	3	1	4	3	2	–	–	–	–	–	–	–	1
Ignorado	–	–	–	–	–	–	–	–	–	–	–	–	–	–	–	–	–	–
Ignorada	1	1	–	1	1	–	1	1	–	–	–	–	–	–	–	–	–	–
Masculino	1	–	–	1	–	–	1	–	–	–	–	–	–	–	–	–	–	–
Feminino	–	1	–	–	1	–	–	1	–	–	–	–	–	–	–	–	–	–
Ignorado	–	–	–	–	–	–	–	–	–	–	–	–	–	–	–	–	–	–

Fonte: DATAPREV, CAT, SUB.
Nota: Os dados são preliminares, estando sujeitos a correções.

Capítulo 17 - Bahia

17.3 - Quantidade mensal de acidentes do trabalho, por situação do registro e motivo, no estado da Bahia - 2014/2016

MESES	QUANTIDADE DE ACIDENTES DO TRABALHO																	
	Total			Com CAT Registrada												Sem CAT Registrada		
				Total			Motivo											
							Típico			Trajeto			Doença do Trabalho					
	2014	2015	2016	2014	2015	2016	2014	2015	2016	2014	2015	2016	2014	2015	2016	2014	2015	2016
TOTAL	**21.724**	**18.267**	**16.712**	**13.746**	**12.084**	**11.036**	**10.101**	**8.937**	**7.910**	**2.660**	**2.432**	**2.462**	**985**	**715**	**664**	**7.978**	**6.183**	**5.676**
Janeiro	1.893	1.686	1.412	1.162	1.062	902	876	792	691	222	215	161	64	55	50	731	624	510
Fevereiro	1.642	1.431	1.341	1.034	910	844	768	683	618	210	179	181	56	48	45	608	521	497
Março	1.752	1.689	1.641	1.097	1.141	1.020	830	856	697	205	227	231	62	58	92	655	548	621
Abril	1.739	1.535	1.467	1.074	1.044	924	807	730	668	209	246	208	58	68	48	665	491	543
Maio	1.895	1.590	1.509	1.176	1.095	977	862	798	672	232	232	242	82	65	63	719	495	532
Junho	1.606	1.471	1.292	1.010	1.025	851	731	782	603	228	186	184	51	57	64	596	446	441
Julho	1.997	1.620	1.484	1.228	1.046	980	913	770	672	230	205	250	85	71	58	769	574	504
Agosto	1.919	1.586	1.477	1.214	1.037	1.015	878	763	698	234	189	257	102	85	60	705	549	462
Setembro	1.916	1.458	1.366	1.243	944	937	949	676	665	230	200	212	64	68	60	673	514	429
Outubro	2.061	1.530	1.278	1.334	1.050	893	878	800	652	256	201	201	200	49	40	727	480	385
Novembro	1.806	1.449	1.240	1.194	959	856	877	712	656	203	202	164	114	45	36	612	490	384
Dezembro	1.498	1.222	1.205	980	771	837	732	575	618	201	150	171	47	46	48	518	451	368

Fonte: DATAPREV, CAT, SUB.
Nota: Os dados são preliminares, estando sujeitos a correções.

DISTRIBUIÇÃO DE ACIDENTES DO TRABALHO, POR MOTIVO, NO ESTADO DA BAHIA - 2016

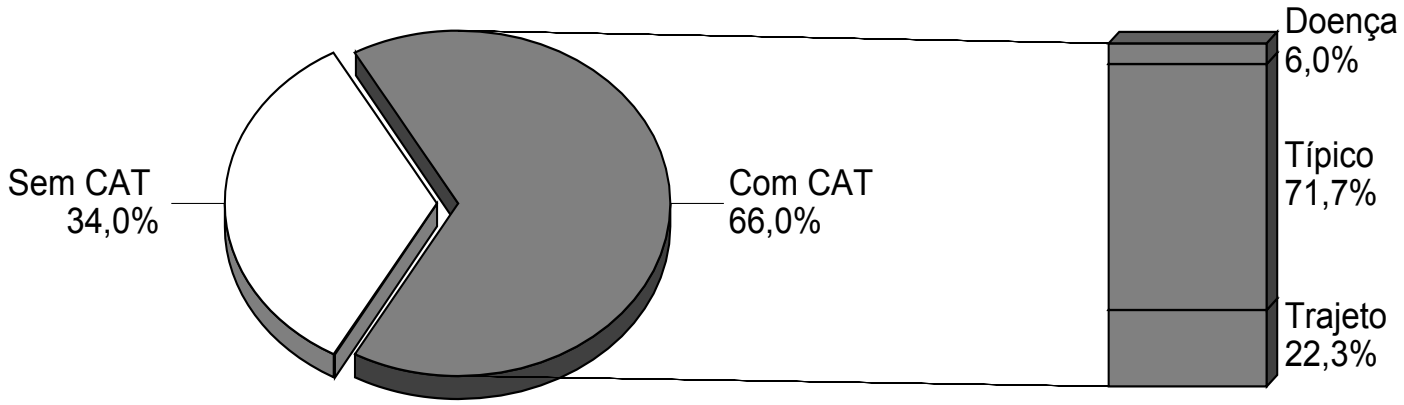

Fonte: DATAPREV, CAT, SUB.

Capítulo 18 - Minas Gerais

18.1 - Quantidade de acidentes do trabalho, por situação do registro e motivo, segundo a Classificação Nacional de Atividades Econômicas (CNAE), no estado de Minas Gerais - 2014/2016

(continua)

CNAE	QUANTIDADE DE ACIDENTES DO TRABALHO																	
	Total			Com CAT Registrada												Sem CAT Registrada		
				Total			Motivo											
							Típico			Trajeto			Doença do Trabalho					
	2014	2015	2016	2014	2015	2016	2014	2015	2016	2014	2015	2016	2014	2015	2016	2014	2015	2016
TOTAL	**74.186**	**63.176**	**58.848**	**56.319**	**49.765**	**46.922**	**44.852**	**39.518**	**36.673**	**10.239**	**9.302**	**9.220**	**1.228**	**945**	**1.029**	**17.867**	**13.411**	**11.926**
0111	147	78	69	91	68	66	81	62	60	8	6	5	2	–	1	56	10	3
0112	159	63	44	8	9	3	6	9	3	2	–	–	–	–	–	151	54	41
0113	107	93	72	107	86	66	104	82	61	2	4	4	1	–	1	–	7	6
0114	–	1	–	–	–	–	–	–	–	–	–	–	–	–	–	–	1	–
0115	87	60	50	87	60	49	77	55	46	10	5	3	–	–	–	–	–	1
0116	7	5	–	7	5	–	5	5	–	2	–	–	–	–	–	–	–	–
0119	52	36	44	52	36	44	44	33	33	8	3	11	–	–	–	–	–	–
0121	168	52	49	30	25	41	29	20	33	1	5	7	–	–	1	138	27	8
0122	13	13	9	13	13	9	12	10	8	1	3	1	–	–	–	–	–	–
0131	76	70	58	76	70	52	72	59	45	4	9	7	–	2	–	–	–	6
0132	148	197	273	148	197	272	129	182	250	18	14	21	1	1	1	–	–	1
0133	55	86	57	55	78	46	48	69	44	7	9	2	–	–	–	–	8	11
0134	435	318	335	429	311	326	406	293	299	19	18	27	4	–	–	6	7	9
0139	50	43	39	27	23	23	24	22	21	2	1	2	1	–	–	23	20	16
0141	154	211	254	154	209	252	135	188	232	17	21	19	2	–	1	–	2	2
0142	12	5	12	12	4	11	11	4	10	1	–	1	–	–	–	–	1	1
0151	361	276	240	361	275	236	321	245	217	32	26	19	8	4	–	–	1	4
0152	11	9	4	11	8	4	9	4	4	2	3	–	–	1	–	–	1	–
0153	2	–	–	2	–	–	2	–	–	–	–	–	–	–	–	–	–	–
0154	40	52	44	40	52	43	36	46	39	3	6	4	1	–	–	–	–	1
0155	112	116	115	112	107	110	99	90	94	13	16	16	–	1	–	–	9	5
0159	6	4	1	6	4	1	6	4	1	–	–	–	–	–	–	–	–	–
0161	213	173	158	213	162	153	191	139	116	20	22	35	2	1	2	–	11	5
0162	67	54	61	67	53	61	59	43	54	8	10	7	–	–	–	–	1	–
0163	11	12	17	11	11	17	10	6	12	1	5	5	–	–	–	–	1	–
0210	245	205	179	245	185	159	231	170	133	12	15	26	2	–	–	–	20	20
0220	9	16	15	9	14	14	4	11	12	5	3	2	–	–	–	–	2	1
0230	213	161	149	213	151	135	201	145	126	12	5	9	–	1	–	–	10	14
0311	2	–	1	2	–	1	2	–	1	–	–	–	–	–	–	–	–	–
0312	–	3	3	–	–	2	–	–	2	–	–	–	–	–	–	–	3	1
0322	3	–	1	3	–	1	2	–	–	1	–	1	–	–	–	–	–	–
0600	1	1	–	1	–	–	–	–	–	1	–	–	–	–	–	–	1	–
0710	593	414	324	593	403	313	429	310	234	54	48	34	110	45	45	–	11	11
0721	35	9	5	35	9	5	32	8	3	2	1	1	1	–	1	–	–	–
0723	1	1	2	1	1	2	1	–	2	–	–	–	–	1	–	–	–	–
0724	113	127	106	112	122	103	105	113	96	6	5	7	1	4	–	1	5	3
0725	3	3	9	3	3	9	1	3	7	2	–	1	–	–	1	–	–	–
0729	30	14	11	30	13	10	29	10	9	1	3	–	–	–	1	–	1	1
0810	239	243	224	239	226	202	211	169	179	19	28	18	9	29	5	–	17	22
0891	16	24	21	16	24	20	16	23	17	–	–	3	–	1	–	–	–	1
0893	25	15	11	25	15	11	25	14	11	–	1	–	–	–	–	–	–	–
0899	61	71	40	61	67	38	51	61	33	5	4	4	5	2	1	–	4	2
0910	2	5	2	2	2	1	1	–	–	1	2	1	–	–	–	–	3	1
0990	12	9	4	12	9	4	9	7	3	3	2	1	–	–	–	–	–	–
1011	737	609	606	737	562	557	674	512	500	58	40	48	5	10	9	–	47	49
1012	1.109	1.106	1.207	912	945	1.121	800	836	1.008	65	90	99	47	19	14	197	161	86
1013	95	115	140	95	109	134	85	95	126	8	12	7	2	2	1	–	6	6
1020	2	5	2	2	5	2	2	2	1	–	2	1	–	1	–	–	–	–
1031	56	42	65	55	42	64	46	42	56	9	–	8	–	–	–	1	–	1
1032	9	6	6	9	6	6	5	6	6	4	–	–	–	–	–	–	–	–
1033	76	52	34	76	50	34	69	43	26	7	7	8	–	–	–	–	2	–
1041	2	1	–	2	1	–	2	–	–	–	1	–	–	–	–	–	–	–
1042	4	12	5	4	9	5	3	7	3	1	1	2	–	1	–	–	3	–
1043	19	10	11	19	10	11	19	9	9	–	–	–	–	1	2	–	–	–
1051	60	41	51	60	41	49	47	37	38	13	4	11	–	–	–	–	–	2
1052	402	521	523	402	483	486	334	382	408	60	89	73	8	12	5	–	38	37
1053	22	26	24	22	25	24	15	19	19	7	6	5	–	–	–	–	1	–
1061	15	6	12	15	6	12	13	5	10	2	1	2	–	–	–	–	–	–
1062	93	65	56	93	64	56	85	56	53	8	7	3	–	1	–	–	1	–
1063	1	2	3	1	2	3	1	2	3	–	–	–	–	–	–	–	–	–
1064	4	3	2	4	3	2	4	2	2	–	–	–	–	1	–	–	–	–
1065	23	19	26	23	18	23	15	16	15	8	2	8	–	–	–	–	1	3
1066	226	213	230	226	200	214	197	182	190	26	15	24	3	3	–	–	13	16
1069	73	63	70	73	58	68	65	45	54	8	12	12	–	1	2	–	5	2
1071	767	559	583	767	539	562	687	508	546	79	30	16	1	1	–	–	20	21
1081	82	72	84	82	70	75	67	54	57	13	16	18	2	–	–	–	2	9
1082	3	3	–	3	3	–	3	3	–	–	–	–	–	–	–	–	–	–
1091	249	266	240	249	245	231	189	190	165	57	52	63	3	3	3	–	21	9
1092	44	77	65	44	73	60	40	68	52	3	4	8	1	1	–	–	4	5
1093	71	64	64	71	62	63	67	54	56	4	7	7	–	1	–	–	2	1
1094	70	70	79	70	63	67	55	52	49	15	11	18	–	–	–	–	7	12
1095	8	3	6	8	3	6	7	2	5	1	1	1	–	–	–	–	–	–
1096	17	14	23	17	10	20	16	10	17	–	–	2	1	–	1	–	4	3
1099	253	248	199	253	235	191	224	189	171	28	43	20	1	3	–	–	13	8
1111	12	12	3	8	7	3	6	7	2	2	–	1	–	–	–	4	5	–
1112	7	12	4	6	11	4	2	8	2	4	3	2	–	–	–	1	1	–

Capítulo 18 - Minas Gerais

18.1 - Quantidade de acidentes do trabalho, por situação do registro e motivo, segundo a Classificação Nacional de Atividades Econômicas (CNAE), no estado de Minas Gerais - 2014/2016

(continuação)

CNAE	QUANTIDADE DE ACIDENTES DO TRABALHO																	
	Total			Com CAT Registrada												Sem CAT Registrada		
				Total			Motivo											
							Típico			Trajeto			Doença do Trabalho					
	2014	2015	2016	2014	2015	2016	2014	2015	2016	2014	2015	2016	2014	2015	2016	2014	2015	2016
1113	62	48	68	54	43	66	44	33	56	10	10	10	–	–	–	8	5	2
1121	24	33	23	24	29	20	23	25	14	1	4	6	–	–	–	–	4	3
1122	123	106	79	123	103	77	91	83	55	32	20	21	–	–	1	–	3	2
1210	1	–	–	1	–	–	1	–	–	–	–	–	–	–	–	–	–	–
1220	10	17	11	9	15	10	2	10	5	7	5	5	–	–	–	1	2	1
1311	62	62	54	62	58	41	56	55	32	5	3	9	1	–	–	–	4	13
1312	8	11	9	8	11	9	8	10	8	–	1	1	–	–	–	–	–	–
1313	1	1	1	1	1	1	1	1	–	–	–	1	–	–	–	–	–	–
1314	1	1	1	1	1	1	1	1	–	–	–	1	–	–	–	–	–	–
1321	118	85	110	118	82	108	98	65	88	17	17	19	3	–	1	–	3	2
1322	2	–	1	2	–	1	2	–	1	–	–	–	–	–	–	–	–	–
1323	–	–	1	–	–	1	–	–	1	–	–	–	–	–	–	–	–	–
1330	22	17	13	22	17	13	18	16	11	3	1	2	1	–	–	–	–	–
1340	49	29	36	49	29	32	42	24	27	7	5	5	–	–	–	–	–	4
1351	75	84	62	75	73	56	61	55	41	13	16	14	1	2	1	–	11	6
1352	2	5	6	2	3	3	1	3	1	1	–	2	–	–	–	–	2	3
1354	18	16	21	18	16	20	17	13	14	1	2	6	–	1	–	–	–	1
1359	218	156	142	218	148	133	188	125	113	25	21	19	5	2	1	–	8	9
1411	33	29	32	33	25	26	20	10	14	10	12	7	3	3	5	–	4	6
1412	153	207	170	153	180	148	108	106	93	38	62	49	7	12	6	–	27	22
1413	28	32	18	28	30	17	17	15	5	10	14	10	1	1	2	–	2	1
1414	18	12	16	14	11	16	13	7	9	1	4	6	–	–	1	4	1	–
1421	7	6	6	6	4	5	2	2	2	–	1	1	4	1	2	1	2	1
1422	5	4	8	5	4	8	3	3	6	2	1	2	–	–	–	–	–	–
1510	95	64	71	95	57	68	71	51	46	24	6	22	–	–	–	–	7	3
1521	16	15	11	10	6	9	8	5	8	2	–	1	–	1	–	6	9	2
1529	8	5	7	8	5	6	5	4	5	3	1	1	–	–	–	–	–	1
1531	92	61	72	89	59	59	70	45	40	19	14	18	–	–	1	3	2	13
1532	62	58	58	60	51	52	42	35	32	17	16	20	1	–	–	2	7	6
1533	39	26	23	39	24	22	21	11	14	16	13	8	2	–	–	–	2	1
1539	132	74	80	132	74	79	85	40	44	43	33	35	4	1	–	–	–	1
1540	11	16	14	11	14	14	4	8	7	6	4	7	1	2	–	–	2	–
1610	197	207	181	179	189	169	170	182	152	8	6	17	1	1	–	18	18	12
1621	36	27	27	36	26	26	32	26	23	4	–	3	–	–	–	–	1	1
1622	31	28	20	31	28	20	28	26	16	3	2	4	–	–	–	–	–	–
1623	52	35	21	52	32	21	47	32	21	5	–	–	–	–	–	–	3	–
1629	64	62	80	64	47	62	58	40	51	4	7	10	2	–	1	–	15	18
1710	42	45	22	42	45	22	39	37	21	3	5	1	–	3	–	–	–	–
1721	51	34	23	46	27	20	40	25	18	5	1	2	1	1	–	5	7	3
1722	1	2	–	1	–	–	–	–	–	1	–	–	–	–	–	–	2	–
1731	89	58	54	45	35	39	40	31	34	4	2	5	1	2	–	44	23	15
1732	5	4	2	–	–	–	–	–	–	–	–	–	–	–	–	5	4	2
1733	92	76	76	92	66	70	88	61	57	4	4	10	–	1	3	–	10	6
1741	24	20	6	17	15	4	14	13	3	3	1	1	–	1	–	7	5	2
1742	18	19	24	18	18	23	13	17	22	5	1	1	–	–	–	–	1	1
1749	18	17	24	16	15	21	11	9	13	5	5	8	–	1	–	2	2	3
1811	48	42	35	33	38	30	26	27	21	6	8	9	1	3	–	15	4	5
1812	48	33	12	5	4	7	4	3	4	1	–	3	–	1	–	43	29	5
1813	44	38	24	43	35	24	30	23	14	12	12	9	1	–	1	1	3	–
1821	8	12	6	7	12	6	7	10	5	–	2	–	–	–	1	1	–	–
1822	3	1	8	3	1	8	1	1	7	2	–	1	–	–	–	–	–	–
1910	5	3	–	–	1	–	–	1	–	–	–	–	–	–	–	5	2	–
1921	10	7	10	10	7	10	8	7	7	2	–	3	–	–	–	–	–	–
1922	41	19	20	41	19	20	13	16	16	28	3	4	–	–	–	–	–	–
1931	726	634	556	716	607	527	666	583	494	49	23	31	1	1	2	10	27	29
1932	2	2	4	1	2	4	–	2	3	1	–	1	–	–	–	1	–	–
2012	21	23	22	21	23	22	15	20	18	4	3	4	2	–	–	–	–	–
2013	162	187	139	162	182	136	144	168	124	17	14	11	1	–	1	–	5	3
2014	10	5	4	10	5	4	8	3	2	2	2	2	–	–	–	–	–	–
2019	37	41	34	37	40	33	35	27	31	2	11	2	–	2	–	–	1	1
2021	7	1	2	2	1	2	–	1	2	2	–	–	–	–	–	5	–	–
2022	4	2	–	1	1	–	1	–	–	–	1	–	–	–	–	3	1	–
2029	4	4	3	4	2	3	4	2	1	–	–	2	–	–	–	–	2	–
2031	5	4	1	3	2	1	3	2	–	–	–	1	–	–	–	2	2	–
2032	–	1	–	–	1	–	–	1	–	–	–	–	–	–	–	–	–	–
2040	11	11	12	7	11	12	6	11	11	1	–	1	–	–	–	4	–	–
2051	14	10	7	14	10	7	13	8	7	1	2	–	–	–	–	–	–	–
2061	28	14	13	28	14	12	23	11	10	4	3	2	1	–	–	–	–	1
2062	39	32	30	39	31	30	30	27	20	9	4	9	–	–	1	–	1	–
2063	57	58	73	57	53	73	40	43	51	17	9	22	–	1	–	–	5	–
2071	10	22	15	10	20	14	9	14	10	1	6	3	–	–	1	–	2	1
2073	1	1	4	1	1	4	1	1	4	–	–	–	–	–	–	–	–	–
2091	6	3	1	–	–	1	–	–	1	–	–	–	–	–	–	6	3	–
2092	18	15	15	18	15	13	16	12	12	2	3	1	–	–	–	–	–	2
2093	3	3	7	3	3	7	3	3	5	–	–	2	–	–	–	–	–	–
2099	49	46	33	49	41	29	40	36	27	9	4	2	–	1	–	–	5	4
2110	1	2	2	–	–	2	–	–	1	–	–	1	–	–	–	1	2	–
2121	145	127	95	139	114	87	107	100	70	28	11	11	4	3	6	6	13	8
2122	39	21	23	39	20	23	35	15	16	4	5	7	–	–	–	–	1	–

Capítulo 18 - Minas Gerais

18.1 - Quantidade de acidentes do trabalho, por situação do registro e motivo, segundo a Classificação Nacional de Atividades Econômicas (CNAE), no estado de Minas Gerais - 2014/2016

(continuação)

CNAE	QUANTIDADE DE ACIDENTES DO TRABALHO																	
	Total			Com CAT Registrada												Sem CAT Registrada		
				Total			Motivo											
							Típico			Trajeto			Doença do Trabalho					
	2014	2015	2016	2014	2015	2016	2014	2015	2016	2014	2015	2016	2014	2015	2016	2014	2015	2016
2123	5	7	6	5	7	6	4	5	1	1	2	5	–	–	–	–	–	–
2211	10	6	4	–	–	1	–	–	1	–	–	–	–	–	–	10	6	3
2212	50	48	50	50	43	48	42	36	40	8	6	7	–	1	1	–	5	2
2219	206	87	91	119	62	73	81	53	57	19	8	15	19	1	1	87	25	18
2221	15	16	14	14	16	13	13	15	13	1	1	–	–	–	–	1	–	1
2222	240	221	240	239	201	229	211	183	200	25	16	27	3	2	2	1	20	11
2223	47	33	18	47	32	17	46	29	14	1	3	3	–	–	–	–	1	1
2229	396	244	179	395	232	170	357	209	145	36	22	23	2	1	2	1	12	9
2311	122	107	87	122	104	83	112	93	77	10	10	5	–	1	1	–	3	4
2312	–	–	1	–	–	1	–	–	1	–	–	–	–	–	–	–	–	–
2319	15	22	11	15	22	8	15	17	6	–	5	2	–	–	–	–	–	3
2320	128	107	171	127	105	171	113	98	121	14	7	10	–	–	40	1	2	–
2330	286	249	202	286	233	188	243	206	163	35	15	17	8	12	8	–	16	14
2341	95	56	32	95	56	32	87	52	29	8	4	3	–	–	–	–	–	–
2342	140	157	127	140	124	107	117	115	103	23	9	4	–	–	–	–	33	20
2349	46	64	92	46	59	81	32	48	51	12	9	28	2	2	2	–	5	11
2391	130	121	118	130	118	104	114	109	91	13	8	13	3	1	–	–	3	14
2392	129	121	84	129	119	83	113	103	78	2	7	5	14	9	–	–	2	1
2399	108	101	111	108	100	109	93	90	100	15	10	9	–	–	–	–	1	2
2411	240	170	223	240	162	205	215	149	150	24	13	14	1	–	41	–	8	18
2412	159	73	105	158	70	99	146	64	87	11	6	12	1	–	–	1	3	6
2421	14	4	3	14	4	3	14	4	2	–	–	1	–	–	–	–	–	–
2422	130	116	104	129	115	101	66	74	57	47	39	39	16	2	5	1	1	3
2423	262	191	197	262	191	197	214	153	145	41	23	33	7	15	19	–	–	–
2424	168	82	47	168	81	47	133	67	37	12	11	7	23	3	3	–	1	–
2431	65	47	41	65	47	41	60	44	36	5	3	5	–	–	–	–	–	–
2439	6	4	2	6	4	2	2	3	1	–	1	1	4	–	–	–	–	–
2441	43	36	35	43	35	34	40	32	26	3	3	8	–	–	–	–	1	1
2442	–	2	–	–	1	–	–	1	–	–	–	–	–	–	–	–	1	–
2449	58	62	54	58	54	51	53	50	48	2	–	1	3	4	2	–	8	3
2451	541	309	230	540	303	227	491	281	202	31	9	10	18	13	15	1	6	3
2452	80	83	56	61	67	40	47	55	37	9	9	2	5	3	1	19	16	16
2511	380	286	239	367	278	226	279	226	187	74	47	38	14	5	1	13	8	13
2512	87	68	71	85	64	68	67	58	58	17	5	10	1	1	–	2	4	3
2513	171	100	70	171	96	65	147	88	53	21	8	10	3	–	2	–	4	5
2521	70	31	19	69	31	19	58	26	16	9	5	3	2	–	–	1	–	–
2522	18	14	6	9	8	5	8	5	4	1	3	1	–	–	–	9	6	1
2531	51	15	18	51	15	18	46	15	12	4	–	6	1	–	–	–	–	–
2532	61	69	62	61	65	60	57	56	55	4	7	5	–	2	–	–	4	2
2539	165	136	82	165	133	77	137	110	66	27	18	9	1	5	2	–	3	5
2541	2	1	3	2	1	3	2	1	2	–	–	1	–	–	–	–	–	–
2542	75	68	48	75	63	47	60	56	38	12	7	6	3	–	3	–	5	1
2543	22	12	21	22	12	20	18	12	18	4	–	2	–	–	–	–	–	1
2550	46	50	30	46	50	30	34	42	25	8	5	3	4	3	2	–	–	–
2591	36	54	54	36	49	44	35	46	25	1	3	1	–	–	18	–	5	10
2592	70	59	61	70	57	61	59	40	52	9	9	6	2	8	3	–	2	–
2593	30	21	25	30	21	25	26	18	23	1	3	2	3	–	–	–	–	–
2599	306	267	181	306	254	172	271	219	152	28	32	17	7	3	3	–	13	9
2610	58	61	15	58	58	15	24	34	7	34	24	8	–	–	–	–	3	–
2621	28	20	16	28	18	14	13	9	4	15	9	10	–	–	–	–	2	2
2622	51	34	22	51	32	19	34	18	13	16	11	6	1	3	–	–	2	3
2631	7	6	9	7	6	9	4	3	4	2	3	5	1	–	–	–	–	–
2632	14	11	12	14	11	12	12	4	9	2	7	3	–	–	–	–	–	–
2640	12	7	11	12	6	10	9	5	7	3	1	3	–	–	–	–	1	1
2651	54	32	29	54	32	29	36	22	17	18	10	12	–	–	–	–	–	–
2652	–	–	2	–	–	2	–	–	2	–	–	–	–	–	–	–	–	–
2660	16	6	8	16	6	8	13	5	7	3	1	1	–	–	–	–	–	–
2670	–	1	–	–	1	–	–	1	–	–	–	–	–	–	–	–	–	–
2710	126	78	62	126	78	59	99	55	43	26	18	14	1	5	2	–	–	3
2721	2	13	8	1	1	–	–	1	–	1	–	–	–	–	–	1	12	8
2722	18	12	21	10	9	20	8	8	10	2	–	6	–	1	4	8	3	1
2731	47	69	25	41	68	24	35	56	23	6	10	1	–	2	–	6	1	1
2732	32	37	37	32	34	35	20	19	19	12	14	16	–	1	–	–	3	2
2733	94	79	98	94	78	95	87	68	89	5	10	6	2	–	–	–	1	3
2740	20	16	7	20	16	7	13	10	5	6	6	2	1	–	–	–	–	–
2751	51	47	37	28	30	27	23	27	24	4	2	3	1	1	–	23	17	10
2759	19	17	12	19	17	12	18	12	11	1	4	1	–	1	–	–	–	–
2790	54	61	42	54	59	40	37	42	28	11	17	11	6	–	1	–	2	2
2811	20	5	–	–	3	–	–	3	–	–	–	–	–	–	–	20	2	–
2812	19	17	14	19	17	14	17	15	13	2	2	1	–	–	–	–	–	–
2813	5	2	–	4	1	–	4	1	–	–	–	–	–	–	–	1	1	–
2814	1	1	–	1	1	–	1	1	–	–	–	–	–	–	–	–	–	–
2815	23	13	11	23	13	8	18	13	6	5	–	2	–	–	–	–	–	3
2821	58	51	40	52	49	39	44	44	27	7	5	10	1	–	2	6	2	1
2822	86	46	38	85	45	36	68	42	35	16	3	–	1	–	1	1	1	2
2823	42	22	22	42	22	22	39	19	18	3	3	4	–	–	–	–	–	–
2825	1	–	2	1	–	2	–	–	2	1	–	–	–	–	–	–	–	–
2829	152	133	77	152	130	75	131	107	65	19	19	9	2	4	1	–	3	2
2831	1	–	–	1	–	–	1	–	–	–	–	–	–	–	–	–	–	–

Capítulo 18 - Minas Gerais

18.1 - Quantidade de acidentes do trabalho, por situação do registro e motivo, segundo a Classificação Nacional de Atividades Econômicas (CNAE), no estado de Minas Gerais - 2014/2016

(continuação)

CNAE	QUANTIDADE DE ACIDENTES DO TRABALHO																	
	Total			Com CAT Registrada												Sem CAT Registrada		
				Total			Motivo											
							Típico			Trajeto			Doença do Trabalho					
	2014	2015	2016	2014	2015	2016	2014	2015	2016	2014	2015	2016	2014	2015	2016	2014	2015	2016
2832	8	2	4	8	2	4	7	–	4	1	2	–	–	–	–	–	–	–
2833	73	99	152	67	93	149	52	86	138	8	4	11	7	3	–	6	6	3
2840	14	19	23	14	19	23	13	16	18	1	3	5	–	–	–	–	–	–
2852	61	54	35	61	53	34	54	47	33	7	6	1	–	–	–	–	1	1
2854	41	43	33	41	42	29	37	33	25	3	9	3	1	–	1	–	1	4
2861	34	10	6	34	10	6	22	8	6	8	2	–	4	–	–	–	–	–
2862	13	17	19	13	15	17	12	12	13	1	2	3	–	1	1	–	2	2
2864	1	1	1	1	1	1	1	1	–	–	–	1	–	–	–	–	–	–
2866	–	1	–	–	1	–	–	1	–	–	–	–	–	–	–	–	–	–
2869	71	71	64	71	64	59	56	44	42	12	17	16	3	3	1	–	7	5
2910	338	171	143	338	165	141	273	124	108	60	37	30	5	4	3	–	6	2
2920	28	22	13	26	13	5	17	11	2	2	1	2	7	1	1	2	9	8
2930	87	71	64	87	67	63	77	60	51	10	6	11	–	1	1	–	4	1
2941	70	54	25	70	48	20	53	30	10	12	10	3	5	8	7	–	6	5
2942	8	9	5	8	7	4	7	4	4	1	3	–	–	–	–	–	2	1
2943	45	16	10	45	13	10	39	13	8	5	–	2	1	–	–	–	3	–
2944	44	32	33	44	31	31	33	22	25	11	8	5	–	1	1	–	1	2
2945	53	59	45	53	47	41	32	34	32	18	10	9	3	3	–	–	12	4
2949	865	747	589	865	711	567	747	622	502	70	68	47	48	21	18	–	36	22
2950	18	19	18	18	17	17	16	13	13	1	4	3	1	–	1	–	2	1
3011	6	1	1	6	1	1	4	1	1	2	–	–	–	–	–	–	–	–
3012	–	2	4	–	1	4	–	1	4	–	–	–	–	–	–	–	1	–
3031	42	20	24	42	20	24	37	17	21	5	2	3	–	1	–	–	–	–
3032	2	3	–	2	3	–	–	3	–	2	–	–	–	–	–	–	–	–
3041	10	10	5	10	10	5	9	7	2	1	2	2	–	1	1	–	–	–
3092	–	2	–	–	2	–	–	2	–	–	–	–	–	–	–	–	–	–
3099	12	3	5	12	3	5	12	3	5	–	–	–	–	–	–	–	–	–
3101	476	441	358	476	385	314	391	320	262	64	50	41	21	15	11	–	56	44
3102	260	69	82	260	66	78	217	57	59	22	7	17	21	2	2	–	3	4
3103	14	13	14	14	10	11	9	5	7	3	5	2	2	–	2	–	3	3
3104	64	60	61	64	55	55	48	43	43	14	10	11	2	2	1	–	5	6
3211	3	1	2	3	1	2	2	–	–	1	1	2	–	–	–	–	–	–
3212	5	1	2	5	–	2	2	–	1	3	–	1	–	–	–	–	1	–
3220	2	–	–	2	–	–	2	–	–	–	–	–	–	–	–	–	–	–
3230	17	23	5	–	5	1	–	5	1	–	–	–	–	–	–	17	18	4
3240	18	15	16	18	15	16	12	14	12	6	1	4	–	–	–	–	–	–
3250	93	84	70	93	79	68	61	51	50	23	24	16	9	4	2	–	5	2
3291	32	15	6	1	3	3	–	2	3	1	1	–	–	–	–	31	12	3
3292	28	19	16	28	18	16	22	14	10	6	4	6	–	–	–	–	1	–
3299	31	31	22	31	30	21	24	28	17	7	1	3	–	1	1	–	1	1
3311	4	6	2	4	6	2	3	5	1	1	1	–	–	–	1	–	–	–
3312	5	5	15	5	4	15	4	1	9	1	3	6	–	–	–	–	1	–
3313	23	21	25	23	20	25	19	14	21	4	6	4	–	–	–	–	1	–
3314	172	165	93	172	156	84	126	119	71	45	32	12	1	5	1	–	9	9
3315	2	3	2	2	3	2	1	3	2	1	–	–	–	–	–	–	–	–
3316	22	36	21	22	36	21	18	30	18	3	6	3	1	–	–	–	–	–
3319	12	20	7	12	19	6	11	11	6	1	8	–	–	–	–	–	1	1
3321	13	44	24	13	43	18	9	33	13	3	9	5	1	1	–	–	1	6
3329	13	2	6	13	2	6	9	1	5	4	1	1	–	–	–	–	–	–
3511	96	71	69	53	57	63	34	47	50	16	7	13	3	3	–	43	14	6
3512	3	4	3	–	4	3	–	3	3	–	1	–	–	–	–	3	–	–
3513	1	–	6	1	–	6	1	–	4	–	–	2	–	–	–	–	–	–
3514	98	93	81	98	93	81	68	70	62	29	23	18	1	–	1	–	–	–
3520	5	1	5	5	1	5	2	1	4	3	–	1	–	–	–	–	–	–
3530	2	1	1	2	1	1	2	1	1	–	–	–	–	–	–	–	–	–
3600	445	438	420	445	427	410	368	363	320	77	61	90	–	3	–	–	11	10
3702	3	4	1	3	4	1	2	4	–	1	–	1	–	–	–	–	–	–
3811	326	325	200	326	309	194	305	284	178	21	25	14	–	–	2	–	16	6
3812	10	8	7	10	8	7	10	7	7	–	1	–	–	–	–	–	–	–
3821	13	23	26	13	19	23	11	16	20	2	1	3	–	2	–	–	4	3
3822	13	36	34	13	34	33	12	33	30	1	1	3	–	–	–	–	2	1
3831	38	22	22	38	17	20	30	11	19	8	6	1	–	–	–	–	5	2
3832	21	18	18	21	17	15	21	16	11	–	1	3	–	–	1	–	1	3
3839	37	28	16	37	27	16	35	22	15	2	5	1	–	–	–	–	1	–
3900	22	9	1	22	9	1	19	9	1	3	–	–	–	–	–	–	–	–
4110	403	411	324	403	387	313	343	338	253	56	42	58	4	7	2	–	24	11
4120	1.907	1.744	1.188	1.904	1.626	1.090	1.645	1.380	921	221	208	148	38	38	21	3	118	98
4211	734	423	383	734	397	353	672	355	303	58	40	42	4	2	8	–	26	30
4212	190	174	103	190	154	95	178	132	89	11	21	6	1	1	–	–	20	8
4213	122	83	76	122	76	70	104	61	62	16	13	8	2	2	–	–	7	6
4221	550	537	381	423	435	330	359	365	285	59	62	40	5	8	5	127	102	51
4222	65	61	63	65	52	59	59	43	51	6	8	7	–	1	1	–	9	4
4223	36	16	4	19	8	3	16	5	3	3	3	–	–	–	–	17	8	1
4291	3	1	–	3	1	–	3	1	–	–	–	–	–	–	–	–	–	–
4292	380	195	126	380	174	97	351	151	84	27	23	12	2	–	1	–	21	29
4299	269	179	127	269	161	113	207	142	93	59	16	15	3	3	5	–	18	14
4311	5	7	–	5	6	–	4	6	–	1	–	–	–	–	–	–	1	–
4312	46	39	29	46	38	29	39	35	25	5	3	3	2	–	1	–	1	–
4313	151	231	192	151	209	178	132	180	158	16	27	19	3	2	1	–	22	14

Capítulo 18 - Minas Gerais

18.1 - Quantidade de acidentes do trabalho, por situação do registro e motivo, segundo a Classificação Nacional de Atividades Econômicas (CNAE), no estado de Minas Gerais - 2014/2016

(continuação)

CNAE	QUANTIDADE DE ACIDENTES DO TRABALHO																	
	Total			Com CAT Registrada												Sem CAT Registrada		
				Total			Motivo											
							Típico			Trajeto			Doença do Trabalho					
	2014	2015	2016	2014	2015	2016	2014	2015	2016	2014	2015	2016	2014	2015	2016	2014	2015	2016
4319	12	10	3	12	9	3	10	8	3	1	1	–	1	–	–	–	1	–
4321	137	140	126	137	134	114	89	108	84	47	26	29	1	–	1	–	6	12
4322	81	45	58	81	44	54	61	28	37	20	16	17	–	–	–	–	1	4
4329	110	122	82	110	120	77	79	80	54	31	40	19	–	–	4	–	2	5
4330	147	107	83	147	98	80	118	76	59	26	22	20	3	–	1	–	9	3
4391	40	23	34	40	23	32	37	19	29	2	4	3	1	–	–	–	–	2
4399	182	134	135	182	125	130	149	100	106	30	20	22	3	5	2	–	9	5
4511	260	181	189	260	176	183	166	130	128	86	46	55	8	–	–	–	5	6
4512	52	15	12	3	2	3	2	1	2	1	1	1	–	–	–	49	13	9
4520	215	146	175	215	139	170	154	103	117	55	33	49	6	3	4	–	7	5
4530	391	394	346	391	379	332	263	251	227	125	125	98	3	3	7	–	15	14
4541	77	60	55	66	56	53	31	21	23	35	35	29	–	–	1	11	4	2
4542	–	2	1	–	2	1	–	–	1	–	2	–	–	–	–	–	–	–
4543	5	5	8	4	3	7	1	1	2	3	2	5	–	–	–	1	2	1
4611	2	1	2	2	1	2	1	1	2	1	–	–	–	–	–	–	–	–
4613	1	–	–	1	–	–	1	–	–	–	–	–	–	–	–	–	–	–
4614	–	3	2	–	3	2	–	3	2	–	–	–	–	–	–	–	–	–
4615	–	–	1	–	–	1	–	–	–	–	–	1	–	–	–	–	–	–
4616	1	–	1	1	–	1	–	–	–	1	–	1	–	–	–	–	–	–
4617	10	10	9	10	9	8	5	3	3	5	6	5	–	–	–	–	1	1
4618	–	1	1	–	1	1	–	1	1	–	–	–	–	–	–	–	–	–
4619	8	8	6	8	7	3	3	7	3	5	–	–	–	–	–	–	1	3
4621	192	157	153	192	147	148	169	132	117	19	14	31	4	1	–	–	10	5
4622	5	3	3	5	3	3	5	2	1	–	1	2	–	–	–	–	–	–
4623	32	43	35	32	41	33	27	30	25	5	11	8	–	–	–	–	2	2
4631	24	22	30	24	18	28	12	9	18	12	8	10	–	1	–	–	4	2
4632	14	9	17	14	8	16	9	5	11	5	3	5	–	–	–	–	1	1
4633	62	63	78	62	60	74	46	46	57	16	11	16	–	3	1	–	3	4
4634	74	63	43	74	60	40	58	52	31	16	6	8	–	2	1	–	3	3
4635	379	420	403	379	393	377	270	291	279	107	100	95	2	2	3	–	27	26
4636	2	3	4	2	3	4	1	2	2	1	1	2	–	–	–	–	–	–
4637	67	45	50	67	42	45	43	27	31	24	13	12	–	2	2	–	3	5
4639	133	133	146	133	116	130	90	87	88	42	28	39	1	1	3	–	17	16
4641	25	13	15	25	12	11	18	9	7	7	2	3	–	1	1	–	1	4
4642	16	10	15	16	10	15	9	8	11	6	2	4	1	–	–	–	–	–
4643	–	1	3	–	1	2	–	–	2	–	1	–	–	–	–	–	–	1
4644	33	49	53	33	47	52	20	31	33	13	15	18	–	1	1	–	2	1
4645	12	26	26	12	25	24	8	16	14	3	9	10	1	–	–	–	1	2
4646	29	51	49	29	48	44	16	26	22	12	22	22	1	–	–	–	3	5
4647	14	15	10	14	13	9	9	5	5	5	7	4	–	1	–	–	2	1
4649	19	20	28	19	19	28	14	14	19	5	4	9	–	1	–	–	1	–
4651	6	6	10	6	5	10	3	3	3	3	2	7	–	–	–	–	1	–
4652	1	1	–	1	1	–	–	–	–	1	1	–	–	–	–	–	–	–
4661	37	50	42	37	48	41	29	35	32	8	13	9	–	–	–	–	2	1
4662	33	26	22	33	25	22	25	23	14	7	1	7	1	1	1	–	1	–
4663	25	15	14	25	14	12	17	6	7	8	8	5	–	–	–	–	1	2
4664	7	3	4	7	3	4	3	2	3	4	1	1	–	–	–	–	–	–
4665	1	5	3	1	5	3	1	2	1	–	3	2	–	–	–	–	–	–
4669	14	20	17	14	19	17	11	17	16	3	2	1	–	–	–	–	1	–
4671	27	28	24	27	23	19	23	22	18	4	1	1	–	–	–	–	5	5
4672	34	17	14	34	16	13	31	11	9	2	5	4	1	–	–	–	1	1
4673	11	9	13	11	6	12	9	6	8	2	–	4	–	–	–	–	3	1
4674	5	11	6	5	10	5	5	8	2	–	2	3	–	–	–	–	1	1
4679	107	99	78	107	96	76	94	80	63	12	12	12	1	4	1	–	3	2
4681	31	24	25	31	23	24	21	17	19	9	6	5	1	–	–	–	1	1
4682	90	76	51	90	75	47	72	61	38	16	11	9	2	3	–	–	1	4
4683	74	57	78	74	56	77	57	46	64	15	10	13	2	–	–	–	1	1
4684	6	4	6	6	3	6	5	2	4	1	1	2	–	–	–	–	1	–
4685	26	19	24	26	17	23	22	14	20	2	3	3	2	–	–	–	2	1
4686	13	9	10	13	8	10	8	6	6	5	2	4	–	–	–	–	1	–
4687	86	89	79	86	82	73	76	67	66	10	14	6	–	1	1	–	7	6
4689	68	43	41	68	41	37	47	34	22	21	7	15	–	–	–	–	2	4
4691	79	85	84	79	77	76	66	63	65	13	13	8	–	1	3	–	8	8
4692	3	8	10	3	6	10	2	4	3	1	2	7	–	–	–	–	2	–
4693	181	173	128	181	165	115	135	129	87	42	34	27	4	2	1	–	8	13
4711	1.845	1.894	1.886	1.845	1.733	1.719	1.526	1.414	1.396	298	300	307	21	19	16	–	161	167
4712	130	132	125	130	125	121	94	85	76	31	39	43	5	1	2	–	7	4
4713	83	88	66	83	83	64	53	55	40	25	27	23	5	1	1	–	5	2
4721	124	122	139	124	117	135	95	88	95	27	26	38	2	3	2	–	5	4
4722	97	81	79	97	81	79	75	57	59	20	24	20	2	–	–	–	–	–
4723	26	35	43	26	33	40	16	19	30	10	13	9	–	1	1	–	2	3
4724	32	31	38	32	31	38	23	22	19	9	8	17	–	1	2	–	–	–
4729	70	46	41	70	43	40	49	30	30	20	12	9	1	1	1	–	3	1
4731	192	189	186	192	180	182	105	106	104	82	71	77	5	3	1	–	9	4
4732	5	3	11	5	3	11	4	2	5	1	1	6	–	–	–	–	–	–
4741	17	30	16	17	29	15	12	18	9	5	11	6	–	–	–	–	1	1
4742	36	32	24	36	31	22	23	21	12	13	10	10	–	–	–	–	1	2
4743	81	64	79	81	62	76	66	54	58	14	8	17	1	–	1	–	2	3
4744	612	532	454	612	509	434	485	387	342	119	109	90	8	13	2	–	23	20

Capítulo 18 - Minas Gerais

18.1 - Quantidade de acidentes do trabalho, por situação do registro e motivo, segundo a Classificação Nacional de Atividades Econômicas (CNAE), no estado de Minas Gerais - 2014/2016

(continuação)

CNAE	QUANTIDADE DE ACIDENTES DO TRABALHO																	
	Total			Com CAT Registrada												Sem CAT Registrada		
				Total			Motivo											
							Típico			Trajeto			Doença do Trabalho					
	2014	2015	2016	2014	2015	2016	2014	2015	2016	2014	2015	2016	2014	2015	2016	2014	2015	2016
4751	62	45	39	62	45	39	32	25	9	30	20	29	–	–	1	–	–	–
4752	43	22	23	43	21	22	18	15	7	25	6	14	–	–	1	–	1	1
4753	176	179	168	176	165	152	105	96	99	66	64	49	5	5	4	–	14	16
4754	77	72	61	77	70	60	44	37	30	32	33	28	1	–	2	–	2	1
4755	35	40	27	35	38	27	23	23	10	10	14	17	2	1	–	–	2	–
4756	4	2	–	4	2	–	1	–	–	3	2	–	–	–	–	–	–	–
4757	21	18	16	21	18	16	14	12	8	7	5	8	–	1	–	–	–	–
4759	33	34	43	33	34	42	22	19	27	11	15	12	–	–	3	–	–	1
4761	44	24	22	44	23	21	19	15	10	24	8	9	1	–	2	–	1	1
4762	1	1	4	1	1	4	1	–	1	–	1	3	–	–	–	–	–	–
4763	30	24	28	30	23	28	19	13	12	11	10	15	–	–	1	–	1	–
4771	250	230	260	250	223	256	149	135	157	99	87	98	2	1	1	–	7	4
4772	21	24	20	21	24	20	10	13	10	10	10	10	1	1	–	–	–	–
4773	7	7	4	7	7	4	2	6	2	4	1	2	1	–	–	–	–	–
4774	14	10	10	14	10	10	6	5	3	8	5	7	–	–	–	–	–	–
4781	133	129	137	133	121	133	64	65	71	69	54	58	–	2	4	–	8	4
4782	65	72	52	65	70	52	42	53	33	22	17	18	1	–	1	–	2	–
4783	5	5	3	5	5	3	1	2	1	4	3	2	–	–	–	–	–	–
4784	49	75	55	49	74	53	32	48	46	15	26	7	2	–	–	–	1	2
4785	5	8	2	5	8	1	3	7	–	2	1	1	–	–	–	–	–	1
4789	187	171	154	187	161	148	138	102	85	44	56	59	5	3	4	–	10	6
4911	106	94	92	106	91	91	61	67	60	42	20	23	3	4	8	–	3	1
4912	19	23	23	19	23	23	17	16	19	2	7	4	–	–	–	–	–	–
4921	462	403	397	462	337	335	293	213	185	140	112	110	29	12	40	–	66	62
4922	328	339	270	328	286	218	237	202	157	88	80	32	3	4	29	–	53	52
4923	14	9	3	14	9	3	6	4	1	8	5	2	–	–	–	–	–	–
4924	7	6	5	7	6	4	5	4	4	2	2	–	–	–	–	–	–	1
4929	44	65	69	44	53	60	32	31	31	11	21	28	1	1	1	–	12	9
4930	1.616	1.589	1.506	1.616	1.449	1.388	1.291	1.165	1.089	311	263	285	14	21	14	–	140	118
4940	1	2	2	1	2	2	1	2	–	–	–	2	–	–	–	–	–	–
5011	–	–	1	–	–	–	–	–	–	–	–	–	–	–	–	–	–	1
5012	–	1	8	–	1	6	–	1	6	–	–	–	–	–	–	–	–	2
5030	16	8	1	–	2	–	–	1	–	–	1	–	–	–	–	16	6	1
5111	89	61	28	45	34	23	34	17	11	11	16	12	–	1	–	44	27	5
5112	11	8	–	8	3	–	5	3	–	3	–	–	–	–	–	3	5	–
5120	3	1	1	2	1	1	2	1	1	–	–	–	–	–	–	1	–	–
5211	144	136	161	132	119	152	114	105	130	17	13	21	1	1	1	12	17	9
5212	87	79	76	33	43	54	29	32	44	4	11	9	–	–	1	54	36	22
5221	25	60	82	21	55	81	19	45	68	2	10	9	–	–	4	4	5	1
5222	2	4	4	2	4	4	2	2	2	–	2	2	–	–	–	–	–	–
5223	20	24	65	20	23	63	10	14	48	10	9	13	–	–	2	–	1	2
5229	48	47	61	47	45	58	28	31	34	17	12	24	2	2	–	1	2	3
5231	1	1	–	–	–	–	–	–	–	–	–	–	–	–	–	1	1	–
5232	5	2	1	–	–	1	–	–	1	–	–	–	–	–	–	5	2	–
5240	28	39	68	28	38	67	18	27	38	9	11	8	1	–	21	–	1	1
5250	112	75	51	112	60	42	76	43	21	31	15	18	5	2	3	–	15	9
5310	861	1.102	971	861	1.102	969	735	988	859	115	99	83	11	15	27	–	–	2
5320	49	58	57	49	50	51	34	30	34	14	20	16	1	–	1	–	8	6
5510	182	187	197	182	178	191	130	140	141	45	37	41	7	1	9	–	9	6
5590	13	5	9	13	4	9	10	3	4	3	1	4	–	–	1	–	1	–
5611	630	623	647	630	587	628	477	435	439	134	138	174	19	14	15	–	36	19
5612	2	3	2	2	3	2	2	2	2	–	1	–	–	–	–	–	–	–
5620	366	340	304	366	285	268	288	222	209	70	60	55	8	3	4	–	55	36
5811	5	10	7	5	8	7	3	2	5	2	6	2	–	–	–	–	2	–
5812	2	4	1	2	4	1	1	2	1	1	2	–	–	–	–	–	–	–
5813	–	2	2	–	2	2	–	1	1	–	1	1	–	–	–	–	–	–
5819	2	–	–	2	–	–	–	–	–	2	–	–	–	–	–	–	–	–
5821	3	–	–	3	–	–	3	–	–	–	–	–	–	–	–	–	–	–
5822	25	33	26	25	32	26	18	23	13	7	9	13	–	–	–	–	1	–
5823	1	–	–	1	–	–	–	–	–	1	–	–	–	–	–	–	–	–
5829	13	12	4	13	12	4	10	8	2	3	4	2	–	–	–	–	–	–
5911	5	2	1	2	–	1	2	–	1	–	–	–	–	–	–	3	2	–
5914	10	3	1	10	3	1	8	2	1	2	1	–	–	–	–	–	–	–
6010	29	14	24	4	4	4	–	2	1	3	2	3	1	–	–	25	10	20
6021	27	19	14	25	19	12	16	12	9	9	6	3	–	1	–	2	–	2
6022	2	–	–	2	–	–	1	–	–	1	–	–	–	–	–	–	–	–
6110	52	55	63	52	52	60	28	33	43	23	18	17	1	1	–	–	3	3
6120	23	48	30	23	45	26	11	24	16	12	20	9	–	1	1	–	3	4
6130	2	–	–	2	–	–	1	–	–	1	–	–	–	–	–	–	–	–
6141	36	13	15	35	12	15	25	12	14	10	–	1	–	–	–	1	1	–
6142	3	2	–	3	2	–	1	2	–	2	–	–	–	–	–	–	–	–
6190	30	37	53	30	36	50	27	20	35	3	16	15	–	–	–	–	1	3
6201	214	56	23	22	11	16	7	–	3	15	8	13	–	3	–	192	45	7
6202	8	19	9	8	19	9	1	3	2	7	16	7	–	–	–	–	–	–
6203	8	16	15	8	15	15	3	2	2	5	13	13	–	–	–	–	1	–
6204	20	25	20	20	22	19	10	7	7	10	15	12	–	–	–	–	3	1
6209	26	26	27	26	26	27	5	8	10	20	18	17	1	–	–	–	–	–
6311	24	16	12	10	13	11	3	4	7	7	9	4	–	–	–	14	3	1
6319	1	3	2	1	3	2	–	1	–	1	2	2	–	–	–	–	–	–

Capítulo 18 - Minas Gerais

18.1 - Quantidade de acidentes do trabalho, por situação do registro e motivo, segundo a Classificação Nacional de Atividades Econômicas (CNAE), no estado de Minas Gerais - 2014/2016

(continuação)

CNAE	QUANTIDADE DE ACIDENTES DO TRABALHO																	
	Total			Com CAT Registrada												Sem CAT Registrada		
				Total			Motivo											
							Típico			Trajeto			Doença do Trabalho					
	2014	2015	2016	2014	2015	2016	2014	2015	2016	2014	2015	2016	2014	2015	2016	2014	2015	2016
6399	2	1	4	2	1	3	1	–	1	1	1	2	–	–	–	–	–	1
6410	2	3	1	2	3	1	2	3	1	–	–	–	–	–	–	–	–	–
6421	23	35	35	23	33	35	15	26	26	7	5	7	1	2	2	–	2	–
6422	129	165	201	129	131	166	29	30	31	33	22	30	67	79	105	–	34	35
6423	29	32	34	29	28	31	8	7	19	19	20	10	2	1	2	–	4	3
6424	13	24	30	13	22	30	4	8	10	8	11	19	1	3	1	–	2	–
6431	–	–	1	–	–	1	–	–	1	–	–	–	–	–	–	–	–	–
6433	1	–	1	1	–	1	1	–	–	–	–	1	–	–	–	–	–	–
6434	–	1	–	–	1	–	–	1	–	–	–	–	–	–	–	–	–	–
6435	1	–	–	–	–	–	–	–	–	–	–	–	–	–	–	1	–	–
6436	4	–	–	4	–	–	1	–	–	3	–	–	–	–	–	–	–	–
6462	30	25	24	30	25	24	29	19	15	1	5	7	–	1	2	–	–	–
6463	8	10	6	8	10	6	3	10	6	5	–	–	–	–	–	–	–	–
6470	4	–	6	4	–	6	4	–	6	–	–	–	–	–	–	–	–	–
6491	–	1	–	–	1	–	–	1	–	–	–	–	–	–	–	–	–	–
6493	4	4	–	4	4	–	2	–	–	2	4	–	–	–	–	–	–	–
6499	1	–	–	1	–	–	1	–	–	–	–	–	–	–	–	–	–	–
6511	5	3	4	5	3	4	2	1	1	1	2	3	2	–	–	–	–	–
6512	2	–	3	2	–	3	1	–	–	1	–	3	–	–	–	–	–	–
6541	4	2	7	4	2	7	1	–	1	3	2	6	–	–	–	–	–	–
6542	–	–	1	–	–	1	–	–	–	–	–	1	–	–	–	–	–	–
6550	73	103	99	73	101	94	48	62	58	25	39	36	–	–	–	–	2	5
6612	–	2	1	–	2	1	–	–	–	–	2	1	–	–	–	–	–	–
6613	7	4	1	1	1	–	1	1	–	–	–	–	–	–	–	6	3	1
6619	5	6	4	5	5	4	1	3	2	4	2	2	–	–	–	–	1	–
6621	3	2	–	–	–	–	–	–	–	–	–	–	–	–	–	3	2	–
6622	10	8	7	10	7	7	–	3	3	10	4	4	–	–	–	–	1	–
6629	5	3	–	5	3	–	2	1	–	2	2	–	1	–	–	–	–	–
6630	9	17	10	1	9	10	1	9	8	–	–	2	–	–	–	8	8	–
6810	74	65	51	74	62	51	63	50	43	10	10	7	1	2	1	–	3	–
6821	19	20	15	19	19	14	8	11	7	10	8	6	1	–	1	–	1	1
6822	18	20	19	18	20	19	14	17	14	4	3	5	–	–	–	–	–	–
6911	12	8	12	12	8	12	3	2	6	9	6	6	–	–	–	–	–	–
6912	2	3	6	2	3	6	–	1	3	2	2	3	–	–	–	–	–	–
6920	105	107	106	105	104	106	47	28	36	57	73	70	1	3	–	–	3	–
7010	5	2	1	2	–	1	2	–	1	–	–	–	–	–	–	3	2	–
7020	47	41	59	46	39	58	22	12	17	24	26	41	–	1	–	1	2	1
7111	12	2	4	12	2	4	6	1	4	6	1	–	–	–	–	–	–	–
7112	256	252	182	256	226	165	185	170	134	66	53	29	5	3	2	–	26	17
7119	32	28	20	32	27	20	17	14	10	13	13	10	2	–	–	–	1	–
7120	15	15	13	15	15	13	12	9	8	3	6	5	–	–	–	–	–	–
7210	40	39	38	40	38	38	30	30	27	9	4	11	1	4	–	–	1	–
7220	16	7	5	10	7	3	7	4	3	3	3	–	–	–	–	6	–	2
7311	9	7	5	–	3	3	–	1	1	–	2	2	–	–	–	9	4	2
7312	–	2	3	–	2	3	–	1	2	–	1	1	–	–	–	–	–	–
7319	24	34	35	24	32	31	6	8	7	16	24	24	2	–	–	–	2	4
7320	9	10	3	7	8	3	5	2	–	2	6	3	–	–	–	2	2	–
7410	1	1	1	1	1	1	–	–	1	1	1	–	–	–	–	–	–	–
7420	13	9	6	8	4	5	3	4	3	5	–	2	–	–	–	5	5	1
7490	44	36	30	44	36	27	20	22	15	24	14	12	–	–	–	–	–	3
7500	6	2	3	6	2	3	3	1	2	2	–	1	1	1	–	–	–	–
7711	33	28	38	33	26	35	21	13	18	11	12	17	1	1	–	–	2	3
7719	8	5	6	8	4	6	8	2	4	–	1	2	–	1	–	–	1	–
7721	2	1	2	2	1	2	2	–	1	–	–	1	–	1	–	–	–	–
7722	–	1	–	–	1	–	–	–	–	–	1	–	–	–	–	–	–	–
7723	3	6	5	3	6	5	1	4	4	2	1	1	–	1	–	–	–	–
7729	7	3	9	7	2	9	5	1	4	2	1	4	–	–	1	–	1	–
7731	28	17	11	28	16	11	25	12	9	3	4	2	–	–	–	–	1	–
7732	85	90	98	85	80	93	68	57	71	17	21	21	–	2	1	–	10	5
7733	8	14	9	7	12	9	3	5	3	4	7	6	–	–	–	1	2	–
7739	73	78	78	73	76	74	57	64	51	16	12	20	–	–	3	–	2	4
7740	–	4	2	–	4	2	–	3	2	–	1	–	–	–	–	–	–	–
7810	17	32	21	17	24	19	10	13	9	6	11	10	1	–	–	–	8	2
7820	153	92	79	153	72	66	103	29	21	47	40	44	3	3	1	–	20	13
7830	87	114	85	87	90	59	42	44	22	42	44	34	3	2	3	–	24	26
7911	7	7	7	7	7	7	5	3	2	1	4	4	1	–	1	–	–	–
7990	1	–	1	1	–	1	–	–	–	1	–	1	–	–	–	–	–	–
8011	216	184	202	213	155	162	55	45	47	155	109	114	3	1	1	3	29	40
8012	130	128	171	125	119	160	88	61	60	37	56	66	–	2	34	5	9	11
8020	91	75	74	91	71	71	54	49	60	37	22	11	–	–	–	–	4	3
8030	23	20	7	–	–	–	–	–	–	–	–	–	–	–	–	23	20	7
8111	37	51	48	37	44	37	20	20	12	15	24	24	2	–	1	–	7	11
8112	289	287	268	289	274	264	213	200	183	70	67	74	6	7	7	–	13	4
8121	294	355	348	293	241	274	153	121	125	129	110	142	11	10	7	1	114	74
8122	13	6	11	13	5	10	4	2	5	9	3	5	–	–	–	–	1	1
8129	51	73	130	51	64	118	35	40	104	16	24	12	–	–	2	–	9	12
8130	24	40	39	11	24	35	10	20	30	1	4	5	–	–	–	13	16	4
8211	161	218	260	150	145	181	80	66	89	67	74	87	3	5	5	11	73	79
8219	75	49	48	75	44	46	53	23	25	21	20	21	1	1	–	–	5	2

Capítulo 18 - Minas Gerais

18.1 - Quantidade de acidentes do trabalho, por situação do registro e motivo, segundo a Classificação Nacional de Atividades Econômicas (CNAE), no estado de Minas Gerais - 2014/2016

(conclusão)

CNAE	QUANTIDADE DE ACIDENTES DO TRABALHO																	
	Total			Com CAT Registrada												Sem CAT Registrada		
				Total			Motivo											
							Típico			Trajeto			Doença do Trabalho					
	2014	2015	2016	2014	2015	2016	2014	2015	2016	2014	2015	2016	2014	2015	2016	2014	2015	2016
8220	302	406	407	300	318	338	115	118	119	161	172	194	24	28	25	2	88	69
8230	17	35	27	17	35	26	13	22	24	4	13	2	–	–	–	–	–	1
8291	42	29	26	34	15	22	8	6	6	17	8	16	9	1	–	8	14	4
8292	2	2	4	2	1	4	2	–	1	–	1	3	–	–	–	–	1	–
8299	265	265	215	265	236	187	151	142	111	112	92	74	2	2	2	–	29	28
8411	2.677	3.035	2.955	2.677	2.593	2.561	2.096	2.026	1.994	526	530	531	55	37	36	–	442	394
8412	1	2	5	1	1	3	1	1	2	–	–	1	–	–	–	–	1	2
8413	3	1	3	3	1	3	3	1	2	–	–	1	–	–	–	–	–	–
8422	4	1	5	4	1	5	4	1	5	–	–	–	–	–	–	–	–	–
8423	14	12	15	14	8	15	9	7	14	4	1	1	1	–	–	–	4	–
8424	3	19	9	3	15	3	2	13	3	–	2	–	1	–	–	–	4	6
8425	–	1	–	–	1	–	–	1	–	–	–	–	–	–	–	–	–	–
8430	–	4	–	–	4	–	–	3	–	–	1	–	–	–	–	–	–	–
8511	416	300	158	26	26	19	18	19	14	7	6	5	1	1	–	390	274	139
8512	26	31	30	24	28	28	16	22	16	8	5	11	–	1	1	2	3	2
8513	91	84	114	83	78	111	59	62	85	21	16	26	3	–	–	8	6	3
8520	37	57	30	37	52	29	25	37	19	11	14	10	1	1	–	–	5	1
8531	163	161	157	141	141	149	111	108	114	30	33	34	–	–	1	22	20	8
8532	158	185	168	150	174	165	119	137	138	29	37	26	2	–	1	8	11	3
8533	21	21	21	21	21	19	16	16	12	5	5	6	–	–	1	–	–	2
8541	10	10	10	10	10	10	4	6	8	6	4	2	–	–	–	–	–	–
8542	13	11	20	4	5	13	4	3	8	–	2	5	–	–	–	9	6	7
8550	156	154	123	156	147	119	117	106	86	38	38	31	1	3	2	–	7	4
8591	2	3	3	2	3	3	1	–	1	1	3	2	–	–	–	–	–	–
8592	1	2	–	1	2	–	1	–	–	–	2	–	–	–	–	–	–	–
8593	5	7	7	5	7	7	3	2	2	2	5	4	–	–	1	–	–	–
8599	190	214	170	190	206	166	111	124	112	78	77	53	1	5	1	–	8	4
8610	5.673	6.021	5.764	5.673	5.654	5.444	4.852	4.814	4.608	770	801	791	51	39	45	–	367	320
8621	19	31	43	19	29	43	13	19	26	6	9	17	–	1	–	–	2	–
8622	–	3	–	–	3	–	–	1	–	–	2	–	–	–	–	–	–	–
8630	145	177	185	145	172	182	104	132	153	39	38	29	2	2	–	–	5	3
8640	471	465	517	471	462	515	341	322	370	127	137	142	3	3	3	–	3	2
8650	44	70	40	44	63	40	40	53	25	3	9	14	1	1	1	–	7	–
8660	132	186	269	132	184	269	102	153	237	30	31	32	–	–	–	–	2	–
8690	130	114	110	130	108	104	98	83	89	30	24	15	2	1	–	–	6	6
8711	41	65	59	41	56	53	32	48	43	5	7	10	4	1	–	–	9	6
8712	3	4	5	3	4	5	2	2	2	1	2	3	–	–	–	–	–	–
8720	18	17	3	18	15	3	13	9	1	4	6	2	1	–	–	–	2	–
8730	45	50	47	45	49	46	28	34	39	16	13	7	1	2	–	–	1	1
8800	116	105	104	116	103	102	74	74	70	37	27	32	5	2	–	–	2	2
9001	17	11	10	17	10	10	16	7	10	1	2	–	–	1	–	–	1	–
9002	–	2	1	–	1	–	–	1	–	–	–	–	–	–	–	–	1	1
9003	2	3	1	2	3	1	2	1	1	–	2	–	–	–	–	–	–	–
9101	–	–	1	–	–	1	–	–	–	–	–	1	–	–	–	–	–	–
9102	2	–	1	2	–	1	2	–	1	–	–	–	–	–	–	–	–	–
9103	4	1	2	4	1	2	4	1	2	–	–	–	–	–	–	–	–	–
9311	3	5	6	3	5	6	2	3	2	1	2	4	–	–	–	–	–	–
9312	116	142	109	116	135	102	88	101	70	26	32	32	2	2	–	–	7	7
9313	11	16	17	11	15	17	6	9	8	5	5	9	–	1	–	–	1	–
9319	5	6	5	5	5	5	4	4	3	–	1	1	1	–	1	–	1	–
9321	4	4	4	4	3	4	4	1	3	–	2	1	–	–	–	–	1	–
9329	19	12	7	19	12	7	17	10	5	2	2	1	–	–	1	–	–	–
9411	15	10	21	15	9	20	10	6	14	5	3	6	–	–	–	–	1	1
9412	8	10	13	8	9	13	2	6	5	6	3	8	–	–	–	–	1	–
9420	30	29	24	30	29	23	19	12	12	11	16	8	–	1	3	–	–	1
9430	304	350	341	304	318	317	209	213	227	78	95	82	17	10	8	–	32	24
9491	64	90	68	64	81	66	44	62	55	17	19	11	3	–	–	–	9	2
9492	117	37	12	2	–	1	1	–	1	1	–	–	–	–	–	115	37	11
9493	2	4	1	2	4	1	1	3	1	1	1	–	–	–	–	–	–	–
9499	37	49	56	37	48	51	22	37	32	12	10	18	3	1	1	–	1	5
9511	18	10	15	18	10	15	8	6	7	10	4	8	–	–	–	–	–	–
9512	8	1	14	8	1	14	8	1	9	–	–	5	–	–	–	–	–	–
9521	16	17	8	16	16	8	10	8	5	6	8	3	–	–	–	–	1	–
9529	12	7	6	12	6	6	8	4	6	4	2	–	–	–	–	–	1	–
9601	55	53	66	55	51	61	42	42	50	11	9	11	2	–	–	–	2	5
9602	12	14	19	12	14	19	8	8	10	3	6	7	1	–	2	–	–	–
9603	29	13	32	29	13	31	17	10	19	12	3	12	–	–	–	–	–	1
9609	21	19	14	21	18	13	15	12	7	6	5	5	–	1	1	–	1	1
9700	5	9	8	5	9	8	5	8	8	–	–	–	–	1	–	–	–	–
9900	1	–	1	–	–	1	–	–	1	–	–	–	–	–	–	1	–	–
Ignorado	16.032	9.132	8.877	520	521	653	459	444	574	57	68	74	4	9	5	15.512	8.611	8.224

Fonte: DATAPREV, CAT, SUB.
Nota: Os dados são preliminares, estando sujeitos a correções.

Capítulo 18 - Minas Gerais

18.2 - Quantidade de acidentes do trabalho, por situação do registro e motivo, segundo os grupos de idade e sexo, no estado de Minas Gerais - 2014/2016

GRUPOS DE IDADE E SEXO	QUANTIDADE DE ACIDENTES DO TRABALHO																	
	Total			Com CAT Registrada												Sem CAT Registrada		
				Total			Motivo											
							Típico			Trajeto			Doença do Trabalho					
	2014	2015	2016	2014	2015	2016	2014	2015	2016	2014	2015	2016	2014	2015	2016	2014	2015	2016
TOTAL	**74.186**	**63.176**	**58.848**	**56.319**	**49.765**	**46.922**	**44.852**	**39.518**	**36.673**	**10.239**	**9.302**	**9.220**	**1.228**	**945**	**1.029**	**17.867**	**13.411**	**11.926**
Masculino	**50.827**	**42.609**	**39.169**	**39.522**	**34.029**	**31.609**	**32.233**	**27.697**	**25.302**	**6.484**	**5.736**	**5.614**	**805**	**596**	**693**	**11.305**	**8.580**	**7.560**
Feminino	**23.357**	**20.566**	**19.677**	**16.795**	**15.735**	**15.311**	**12.617**	**11.820**	**11.369**	**3.755**	**3.566**	**3.606**	**423**	**349**	**336**	**6.562**	**4.831**	**4.366**
Ignorado	**2**	**1**	**2**	**2**	**1**	**2**	**2**	**1**	**2**	**–**	**–**	**–**	**–**	**–**	**–**	**–**	**–**	**–**
Até 19 anos	2.339	1.654	1.311	2.021	1.461	1.162	1.609	1.123	867	405	332	286	7	6	9	318	193	149
Masculino	1.852	1.321	994	1.595	1.168	878	1.309	921	685	281	244	188	5	3	5	257	153	116
Feminino	487	333	317	426	293	284	300	202	182	124	88	98	2	3	4	61	40	33
Ignorado	–	–	–	–	–	–	–	–	–	–	–	–	–	–	–	–	–	–
20 a 24 anos	10.534	8.457	7.689	9.186	7.429	6.750	7.277	5.808	5.185	1.852	1.580	1.530	57	41	35	1.348	1.028	939
Masculino	7.951	6.344	5.628	6.976	5.577	4.944	5.671	4.472	3.900	1.272	1.083	1.027	33	22	17	975	767	684
Feminino	2.582	2.112	2.061	2.209	1.851	1.806	1.605	1.335	1.285	580	497	503	24	19	18	373	261	255
Ignorado	1	1	–	1	1	–	1	1	–	–	–	–	–	–	–	–	–	–
25 a 29 anos	11.902	10.182	9.349	9.946	8.729	8.055	7.920	6.877	6.219	1.919	1.774	1.741	107	78	95	1.956	1.453	1.294
Masculino	8.237	6.923	6.360	6.932	5.937	5.470	5.650	4.793	4.345	1.219	1.104	1.077	63	40	48	1.305	986	890
Feminino	3.665	3.259	2.988	3.014	2.792	2.584	2.270	2.084	1.873	700	670	664	44	38	47	651	467	404
Ignorado	–	–	1	–	–	1	–	–	1	–	–	–	–	–	–	–	–	–
30 a 34 anos	11.872	9.995	9.187	9.460	8.206	7.645	7.483	6.498	5.985	1.825	1.583	1.535	152	125	125	2.412	1.789	1.542
Masculino	8.009	6.654	6.035	6.492	5.497	5.063	5.237	4.467	4.038	1.168	965	948	87	65	77	1.517	1.157	972
Feminino	3.862	3.341	3.152	2.967	2.709	2.582	2.245	2.031	1.947	657	618	587	65	60	48	895	632	570
Ignorado	1	–	–	1	–	–	1	–	–	–	–	–	–	–	–	–	–	–
35 a 39 anos	10.185	9.022	8.755	7.559	7.127	7.019	6.092	5.679	5.578	1.289	1.319	1.284	178	129	157	2.626	1.895	1.736
Masculino	6.686	5.852	5.611	5.106	4.699	4.537	4.212	3.829	3.680	784	800	762	110	70	95	1.580	1.153	1.074
Feminino	3.499	3.170	3.144	2.453	2.428	2.482	1.880	1.850	1.898	505	519	522	68	59	62	1.046	742	662
Ignorado	–	–	–	–	–	–	–	–	–	–	–	–	–	–	–	–	–	–
40 a 44 anos	8.223	7.118	6.839	5.825	5.282	5.263	4.667	4.295	4.163	976	844	957	182	143	143	2.398	1.836	1.576
Masculino	5.282	4.560	4.480	3.852	3.453	3.469	3.137	2.873	2.802	597	495	578	118	85	89	1.430	1.107	1.011
Feminino	2.941	2.558	2.359	1.973	1.829	1.794	1.530	1.422	1.361	379	349	379	64	58	54	968	729	565
Ignorado	–	–	–	–	–	–	–	–	–	–	–	–	–	–	–	–	–	–
45 a 49 anos	7.380	6.297	6.009	4.885	4.465	4.364	3.908	3.586	3.438	767	703	748	210	176	178	2.495	1.832	1.645
Masculino	4.901	3.943	3.723	3.404	2.868	2.789	2.801	2.351	2.269	461	393	384	142	124	136	1.497	1.075	934
Feminino	2.479	2.354	2.285	1.481	1.597	1.574	1.107	1.235	1.168	306	310	364	68	52	42	998	757	711
Ignorado	–	–	1	–	–	1	–	–	1	–	–	–	–	–	–	–	–	–
50 a 54 anos	6.099	5.339	4.920	3.834	3.560	3.384	3.001	2.827	2.634	632	604	588	201	129	162	2.265	1.779	1.536
Masculino	3.862	3.392	3.070	2.542	2.345	2.171	2.057	1.919	1.720	342	331	334	143	95	117	1.320	1.047	899
Feminino	2.237	1.947	1.850	1.292	1.215	1.213	944	908	914	290	273	254	58	34	45	945	732	637
Ignorado	–	–	–	–	–	–	–	–	–	–	–	–	–	–	–	–	–	–
55 a 59 anos	3.763	3.375	3.124	2.322	2.229	2.047	1.836	1.789	1.608	389	364	351	97	76	88	1.441	1.146	1.077
Masculino	2.572	2.278	2.027	1.614	1.505	1.372	1.310	1.258	1.105	233	191	194	71	56	73	958	773	655
Feminino	1.191	1.097	1.097	708	724	675	526	531	503	156	173	157	26	20	15	483	373	422
Ignorado	–	–	–	–	–	–	–	–	–	–	–	–	–	–	–	–	–	–
60 a 64 anos	1.517	1.383	1.280	972	965	909	803	784	741	139	148	143	30	33	25	545	418	371
Masculino	1.179	1.058	951	761	729	666	640	604	559	95	97	83	26	28	24	418	329	285
Feminino	338	325	329	211	236	243	163	180	182	44	51	60	4	5	1	127	89	86
Ignorado	–	–	–	–	–	–	–	–	–	–	–	–	–	–	–	–	–	–
65 a 69 anos	284	271	308	228	234	255	194	186	208	30	41	37	4	7	10	56	37	53
Masculino	229	218	236	184	189	200	160	156	165	20	26	25	4	7	10	45	29	36
Feminino	55	53	72	44	45	55	34	30	43	10	15	12	–	–	–	11	8	17
Ignorado	–	–	–	–	–	–	–	–	–	–	–	–	–	–	–	–	–	–
70 anos e mais	80	79	75	74	76	68	55	64	46	16	10	20	3	2	2	6	3	7
Masculino	62	64	52	60	62	49	45	54	33	12	7	14	3	1	2	2	2	3
Feminino	18	15	23	14	14	19	10	10	13	4	3	6	–	1	–	4	1	4
Ignorado	–	–	–	–	–	–	–	–	–	–	–	–	–	–	–	–	–	–
Ignorada	8	4	2	7	2	1	7	2	1	–	–	–	–	–	–	1	2	1
Masculino	5	2	2	4	–	1	4	–	1	–	–	–	–	–	–	1	2	1
Feminino	3	2	–	3	2	–	3	2	–	–	–	–	–	–	–	–	–	–
Ignorado	–	–	–	–	–	–	–	–	–	–	–	–	–	–	–	–	–	–

Fonte: DATAPREV, CAT, SUB.
Nota: Os dados são preliminares, estando sujeitos a correções.

Capítulo 18 - Minas Gerais

18.3 - Quantidade mensal de acidentes do trabalho, por situação do registro e motivo, no estado de Minas Gerais - 2014/2016

MESES	QUANTIDADE DE ACIDENTES DO TRABALHO																	
	Total			Com CAT Registrada												Sem CAT Registrada		
				Total			Motivo											
							Típico			Trajeto			Doença do Trabalho					
	2014	2015	2016	2014	2015	2016	2014	2015	2016	2014	2015	2016	2014	2015	2016	2014	2015	2016
TOTAL	**74.186**	**63.176**	**58.848**	**56.319**	**49.765**	**46.922**	**44.852**	**39.518**	**36.673**	**10.239**	**9.302**	**9.220**	**1.228**	**945**	**1.029**	**17.867**	**13.411**	**11.926**
Janeiro	6.060	5.368	4.647	4.549	4.137	3.739	3.672	3.365	2.990	779	694	691	98	78	58	1.511	1.231	908
Fevereiro	6.148	4.837	4.545	4.566	3.774	3.583	3.688	3.016	2.865	775	684	649	103	74	69	1.582	1.063	962
Março	6.043	5.806	5.300	4.579	4.686	4.192	3.724	3.760	3.397	751	845	723	104	81	72	1.464	1.120	1.108
Abril	6.113	4.985	4.972	4.674	3.941	3.883	3.682	3.097	3.031	900	764	760	92	80	92	1.439	1.044	1.089
Maio	6.556	5.173	4.993	4.967	4.146	3.939	3.907	3.271	3.021	962	804	820	98	71	98	1.589	1.027	1.054
Junho	5.899	5.241	5.225	4.488	4.142	4.129	3.522	3.285	3.187	879	789	838	87	68	104	1.411	1.099	1.096
Julho	6.705	5.735	5.164	5.107	4.459	4.104	4.009	3.558	3.115	981	819	865	117	82	124	1.598	1.276	1.060
Agosto	6.309	5.620	5.443	4.725	4.359	4.287	3.776	3.433	3.241	859	834	917	90	92	129	1.584	1.261	1.156
Setembro	6.744	5.481	5.049	5.130	4.300	4.027	4.049	3.371	3.127	950	837	814	131	92	86	1.614	1.181	1.022
Outubro	6.700	5.422	4.635	5.096	4.169	3.733	4.042	3.282	2.938	928	818	736	126	69	59	1.604	1.253	902
Novembro	5.911	5.154	4.528	4.542	4.129	3.727	3.614	3.296	2.957	813	754	717	115	79	53	1.369	1.025	801
Dezembro	4.998	4.354	4.347	3.896	3.523	3.579	3.167	2.784	2.804	662	660	690	67	79	85	1.102	831	768

Fonte: DATAPREV, CAT, SUB.
Nota: Os dados são preliminares, estando sujeitos a correções.

DISTRIBUIÇÃO DE ACIDENTES DO TRABALHO, POR MOTIVO, NO ESTADO DE MINAS GERAIS - 2016

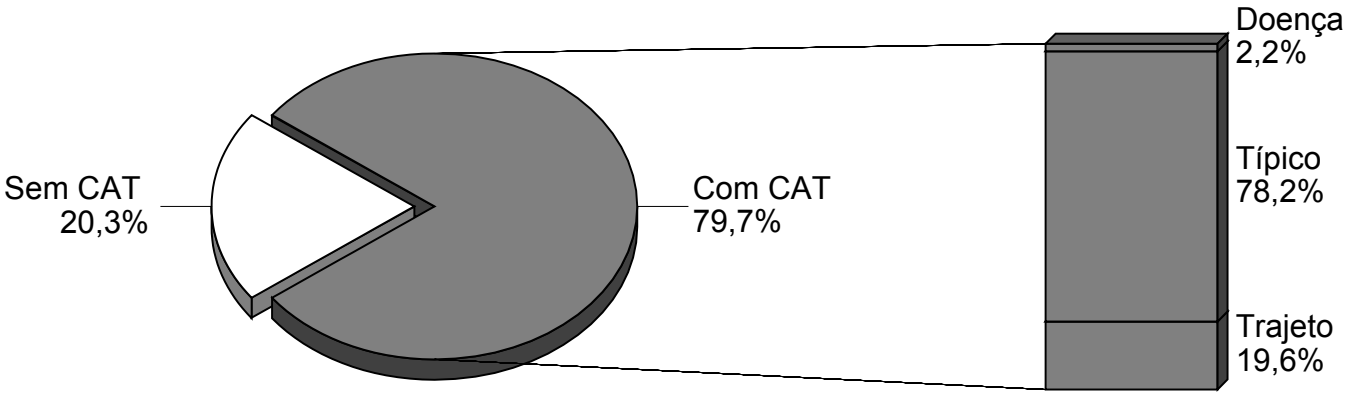

Fonte: DATAPREV, CAT, SUB.

Capítulo 19 - Espírito Santo

19.1 - Quantidade de acidentes do trabalho, por situação do registro e motivo, segundo a Classificação Nacional de Atividades Econômicas (CNAE), no estado do Espírito Santo - 2014/2016

(continua)

CNAE	QUANTIDADE DE ACIDENTES DO TRABALHO																	
	Total			Com CAT Registrada												Sem CAT Registrada		
				Total			Motivo											
							Típico			Trajeto			Doença do Trabalho					
	2014	2015	2016	2014	2015	2016	2014	2015	2016	2014	2015	2016	2014	2015	2016	2014	2015	2016
TOTAL	**14.821**	**13.336**	**11.763**	**13.428**	**12.309**	**10.928**	**10.386**	**9.471**	**8.285**	**2.833**	**2.645**	**2.512**	**209**	**193**	**131**	**1.393**	**1.027**	**835**
0111	10	3	4	2	2	4	2	2	3	–	–	1	–	–	–	8	1	–
0112	9	1	–	3	1	–	2	1	–	1	–	–	–	–	–	6	–	–
0113	55	42	25	55	42	25	44	39	24	10	2	–	1	1	1	–	–	–
0119	5	13	3	5	13	3	5	8	2	–	5	1	–	–	–	–	–	–
0121	10	5	5	2	1	2	2	–	1	–	1	1	–	–	–	8	4	3
0122	–	1	–	–	1	–	–	1	–	–	–	–	–	–	–	–	–	–
0132	56	19	18	56	19	18	16	18	14	40	1	4	–	–	–	–	–	–
0133	58	43	70	58	43	69	50	36	63	8	7	6	–	–	–	–	–	1
0134	38	26	21	36	26	21	24	22	19	11	4	2	1	–	–	2	–	–
0135	5	3	3	5	3	3	5	3	3	–	–	–	–	–	–	–	–	–
0139	8	16	10	8	16	10	8	15	9	–	1	1	–	–	–	–	–	–
0141	13	14	23	13	14	23	10	11	21	3	3	2	–	–	–	–	–	–
0142	1	2	2	1	1	2	1	1	1	–	–	1	–	–	–	–	1	–
0151	25	17	10	25	17	10	22	15	9	3	2	1	–	–	–	–	–	–
0152	1	2	2	1	2	2	1	1	2	–	1	–	–	–	–	–	–	–
0154	1	8	3	1	8	3	1	7	3	–	1	–	–	–	–	–	–	–
0155	15	13	13	15	13	13	11	10	12	4	3	1	–	–	–	–	–	–
0161	17	10	15	17	10	14	12	10	10	5	–	4	–	–	–	–	–	1
0162	2	–	1	2	–	1	2	–	–	–	–	1	–	–	–	–	–	–
0163	–	–	1	–	–	1	–	–	–	–	–	1	–	–	–	–	–	–
0210	17	17	18	17	16	18	15	11	14	2	4	3	–	1	1	–	1	–
0220	3	–	1	3	–	1	3	–	1	–	–	–	–	–	–	–	–	–
0230	63	46	40	63	45	38	56	37	35	7	8	3	–	–	–	–	1	2
0322	–	1	–	–	1	–	–	–	–	–	1	–	–	–	–	–	–	–
0600	43	49	43	43	47	42	36	41	38	6	5	4	1	1	–	–	2	1
0710	98	89	60	98	89	60	82	82	51	9	7	8	7	–	1	–	–	–
0810	140	141	131	140	133	127	114	109	104	19	23	18	7	1	5	–	8	4
0892	–	1	–	–	1	–	–	1	–	–	–	–	–	–	–	–	–	–
0893	6	3	–	6	3	–	5	2	–	1	1	–	–	–	–	–	–	–
0899	8	10	15	8	10	14	5	8	11	2	2	3	1	–	–	–	–	1
0910	65	74	22	65	72	22	55	66	19	9	4	3	1	2	–	–	2	–
0990	2	1	–	2	1	–	2	1	–	–	–	–	–	–	–	–	–	–
1011	156	174	175	156	170	170	144	164	166	10	6	3	2	–	1	–	4	5
1012	187	182	118	178	176	113	144	148	96	30	25	17	4	3	–	9	6	5
1013	3	3	15	3	3	15	1	3	11	2	–	3	–	–	1	–	–	–
1020	13	13	27	13	13	27	12	12	24	1	1	3	–	–	–	–	–	–
1031	10	4	2	10	4	2	8	3	1	2	1	1	–	–	–	–	–	–
1033	18	13	13	18	12	13	14	8	9	4	4	3	–	–	1	–	1	–
1041	–	–	1	–	–	1	–	–	1	–	–	–	–	–	–	–	–	–
1051	6	3	2	6	3	2	6	3	1	–	–	1	–	–	–	–	–	–
1052	48	42	46	48	40	44	30	31	38	18	9	6	–	–	–	–	2	2
1053	1	4	9	1	4	9	1	3	6	–	–	3	–	1	–	–	–	–
1062	10	8	6	10	8	6	9	7	6	1	1	–	–	–	–	–	–	–
1063	1	1	–	1	1	–	1	1	–	–	–	–	–	–	–	–	–	–
1065	–	–	1	–	–	1	–	–	1	–	–	–	–	–	–	–	–	–
1066	24	21	17	24	21	16	23	18	11	1	2	5	–	1	–	–	–	1
1069	–	1	–	–	1	–	–	–	–	–	1	–	–	–	–	–	–	–
1071	47	22	22	47	22	21	45	21	21	2	1	–	–	–	–	–	–	1
1081	1	1	2	1	1	2	1	1	2	–	–	–	–	–	–	–	–	–
1082	15	13	10	15	13	10	12	10	9	3	3	1	–	–	–	–	–	–
1091	50	36	45	50	36	43	41	28	33	8	8	6	1	–	4	–	–	2
1092	3	2	4	3	2	4	3	2	2	–	–	2	–	–	–	–	–	–
1093	48	40	21	48	40	21	24	25	10	15	6	7	9	9	4	–	–	–
1094	8	14	10	8	13	10	5	10	8	3	2	1	–	1	1	–	1	–
1095	1	–	2	1	–	2	1	–	–	–	–	2	–	–	–	–	–	–
1096	5	3	5	5	3	5	5	3	4	–	–	1	–	–	–	–	–	–
1099	11	4	8	11	4	8	8	4	7	3	–	–	–	–	1	–	–	–
1111	6	3	2	4	2	2	3	–	1	1	2	1	–	–	–	2	1	–
1112	1	–	–	–	–	–	–	–	–	–	–	–	–	–	–	1	–	–
1113	5	1	3	5	–	3	2	–	1	3	–	2	–	–	–	–	1	–
1121	2	1	5	2	1	5	1	1	2	1	–	3	–	–	–	–	–	–
1122	50	17	10	50	17	10	42	14	7	7	3	3	1	–	–	–	–	–
1314	–	2	1	–	2	1	–	–	1	–	2	–	–	–	–	–	–	–
1340	2	2	3	2	2	3	–	2	2	2	–	1	–	–	–	–	–	–
1351	1	6	–	1	6	–	1	4	–	–	2	–	–	–	–	–	–	–
1354	2	–	–	2	–	–	1	–	–	–	–	–	1	–	–	–	–	–
1359	2	2	–	2	2	–	2	2	–	–	–	–	–	–	–	–	–	–
1411	12	4	10	12	4	10	6	1	5	6	2	4	–	1	1	–	–	–
1412	54	47	48	54	45	38	24	29	25	30	15	13	–	1	–	–	2	10
1413	6	3	–	6	3	–	1	2	–	5	1	–	–	–	–	–	–	–
1414	1	5	8	1	5	7	1	2	–	–	3	6	–	–	1	–	–	1
1510	13	9	11	13	9	11	12	9	10	1	–	1	–	–	–	–	–	–
1521	–	2	–	–	1	–	–	1	–	–	–	–	–	–	–	–	1	–
1529	–	2	–	–	2	–	–	1	–	–	1	–	–	–	–	–	–	–
1531	2	1	–	2	1	–	2	1	–	–	–	–	–	–	–	–	–	–
1532	1	–	–	1	–	–	–	–	–	1	–	–	–	–	–	–	–	–
1539	11	10	10	11	10	10	8	5	5	3	5	5	–	–	–	–	–	–
1540	2	2	1	2	2	1	1	1	–	1	1	1	–	–	–	–	–	–
1610	35	30	27	35	28	25	32	26	23	3	2	2	–	–	–	–	2	2
1622	18	24	15	18	23	14	17	22	14	1	–	–	–	1	–	–	1	1
1623	35	24	23	35	21	22	34	21	19	1	–	3	–	–	–	–	3	1
1629	2	5	4	2	4	4	2	4	4	–	–	–	–	–	–	–	1	–

Capítulo 19 - Espírito Santo

19.1 - Quantidade de acidentes do trabalho, por situação do registro e motivo, segundo a Classificação Nacional de Atividades Econômicas (CNAE), no estado do Espírito Santo - 2014/2016

(continuação)

CNAE	QUANTIDADE DE ACIDENTES DO TRABALHO																	
	Total			Com CAT Registrada												Sem CAT Registrada		
				Total			Motivo											
							Típico			Trajeto			Doença do Trabalho					
	2014	2015	2016	2014	2015	2016	2014	2015	2016	2014	2015	2016	2014	2015	2016	2014	2015	2016
1710	65	56	79	65	56	79	63	53	78	1	2	–	1	1	1	–	–	–
1721	6	6	8	6	5	8	6	5	8	–	–	–	–	–	–	–	1	–
1731	1	3	–	1	3	–	1	2	–	–	1	–	–	–	–	–	–	–
1732	1	–	1	–	–	1	–	–	–	–	–	1	–	–	–	1	–	–
1733	3	5	4	3	5	4	3	5	4	–	–	–	–	–	–	–	–	–
1741	2	4	3	1	4	3	1	3	–	–	1	3	–	–	–	1	–	–
1811	4	–	1	3	–	1	2	–	–	1	–	1	–	–	–	1	–	–
1812	8	11	9	5	8	7	3	4	5	2	4	2	–	–	–	3	3	2
1813	11	7	9	10	6	9	8	5	9	2	1	–	–	–	–	1	1	–
1822	1	1	–	1	1	–	1	1	–	–	–	–	–	–	–	–	–	–
1910	3	2	7	3	2	7	2	2	6	1	–	–	–	–	1	–	–	–
1921	18	25	1	18	25	1	17	24	1	1	–	–	–	1	–	–	–	–
1931	94	78	35	93	78	34	92	75	33	1	3	1	–	–	–	1	–	1
2013	33	33	22	33	33	22	32	31	20	1	2	2	–	–	–	–	–	–
2014	–	2	3	–	2	3	–	2	3	–	–	–	–	–	–	–	–	–
2019	9	6	–	9	6	–	9	5	–	–	1	–	–	–	–	–	–	–
2029	1	1	–	–	–	–	–	–	–	–	–	–	–	–	–	1	1	–
2031	1	–	–	–	–	–	–	–	–	–	–	–	–	–	–	1	–	–
2032	5	6	8	5	6	8	2	5	7	2	1	1	1	–	–	–	–	–
2040	–	1	–	–	–	–	–	–	–	–	–	–	–	–	–	–	1	–
2051	1	–	–	1	–	–	1	–	–	–	–	–	–	–	–	–	–	–
2061	–	1	1	–	1	1	–	–	–	–	1	1	–	–	–	–	–	–
2062	–	1	–	–	1	–	–	–	–	–	1	–	–	–	–	–	–	–
2063	8	6	12	8	6	12	5	5	11	3	1	1	–	–	–	–	–	–
2071	9	4	4	9	4	4	6	4	4	3	–	–	–	–	–	–	–	–
2073	2	2	2	2	2	2	2	1	2	–	1	–	–	–	–	–	–	–
2091	1	–	–	–	–	–	–	–	–	–	–	–	–	–	–	1	–	–
2093	–	–	1	–	–	1	–	–	1	–	–	–	–	–	–	–	–	–
2099	6	5	5	6	5	5	6	4	5	–	1	–	–	–	–	–	–	–
2121	13	8	16	13	8	16	9	8	10	4	–	5	–	–	1	–	–	–
2211	1	–	–	–	–	–	–	–	–	–	–	–	–	–	–	1	–	–
2212	7	15	15	7	15	15	5	13	12	2	2	3	–	–	–	–	–	–
2219	23	9	6	22	7	6	19	7	6	3	–	–	–	–	–	1	2	–
2221	2	1	1	2	1	1	1	1	1	1	–	–	–	–	–	–	–	–
2222	45	33	18	45	33	17	44	30	15	1	3	2	–	–	–	–	–	1
2223	–	1	–	–	1	–	–	1	–	–	–	–	–	–	–	–	–	–
2229	75	50	52	75	49	52	54	37	44	16	11	8	5	1	–	–	1	–
2311	2	1	1	–	1	1	–	1	1	–	–	–	–	–	–	2	–	–
2319	17	25	11	17	25	11	17	21	10	–	4	1	–	–	–	–	–	–
2320	47	23	35	46	23	35	36	21	30	10	2	5	–	–	–	1	–	–
2330	76	56	64	76	54	62	68	51	56	7	3	6	1	–	–	–	2	2
2341	–	1	–	–	1	–	–	1	–	–	–	–	–	–	–	–	–	–
2342	62	69	51	62	68	46	54	59	43	6	9	3	2	–	–	–	1	5
2349	9	8	15	9	8	13	6	6	8	1	–	3	2	2	2	–	–	2
2391	459	452	390	459	432	382	388	360	312	68	69	68	3	3	2	–	20	8
2392	1	–	1	1	–	1	1	–	1	–	–	–	–	–	–	–	–	–
2399	37	30	30	37	30	30	34	28	26	3	2	3	–	–	1	–	–	–
2411	47	18	32	47	18	32	45	18	32	1	–	–	1	–	–	–	–	–
2412	5	3	1	5	3	1	5	3	1	–	–	–	–	–	–	–	–	–
2422	50	42	47	50	42	47	47	37	43	3	4	4	–	1	–	–	–	–
2423	30	28	19	30	28	19	24	22	19	6	6	–	–	–	–	–	–	–
2424	4	3	3	4	3	3	4	3	3	–	–	–	–	–	–	–	–	–
2431	65	23	13	65	23	13	56	21	13	9	2	–	–	–	–	–	–	–
2441	19	17	13	19	17	13	15	15	12	3	2	1	1	–	–	–	–	–
2443	–	1	–	–	1	–	–	1	–	–	–	–	–	–	–	–	–	–
2449	–	–	1	–	–	1	–	–	1	–	–	–	–	–	–	–	–	–
2451	8	4	4	8	4	4	8	4	4	–	–	–	–	–	–	–	–	–
2511	125	101	104	125	95	103	103	84	96	18	10	6	4	1	1	–	6	1
2512	19	17	13	19	17	13	16	15	10	3	2	3	–	–	–	–	–	–
2513	32	16	19	32	16	18	26	15	17	6	–	1	–	1	–	–	–	1
2521	11	5	–	11	5	–	10	4	–	1	1	–	–	–	–	–	–	–
2522	–	2	–	–	–	–	–	–	–	–	–	–	–	–	–	–	2	–
2531	5	6	3	5	6	3	4	4	3	1	2	–	–	–	–	–	–	–
2532	25	19	10	25	19	10	20	15	8	5	4	2	–	–	–	–	–	–
2539	27	21	13	27	21	13	19	16	10	6	4	3	2	1	–	–	–	–
2542	8	3	7	8	3	7	5	2	7	2	1	–	1	–	–	–	–	–
2543	–	1	–	–	1	–	–	1	–	–	–	–	–	–	–	–	–	–
2593	1	–	–	1	–	–	1	–	–	–	–	–	–	–	–	–	–	–
2599	55	44	38	55	43	38	50	38	32	4	4	6	1	1	–	–	1	–
2610	–	–	2	–	–	2	–	–	1	–	–	1	–	–	–	–	–	–
2651	4	3	1	4	3	1	4	1	1	–	2	–	–	–	–	–	–	–
2710	57	50	30	57	49	25	46	35	19	9	10	6	2	4	–	–	1	5
2721	–	1	–	–	–	–	–	–	–	–	–	–	–	–	–	–	1	–
2731	2	3	1	2	3	1	–	–	1	1	–	–	1	3	–	–	–	–
2733	14	17	2	14	17	2	12	13	2	1	1	–	1	3	–	–	–	–
2751	–	1	–	–	1	–	–	1	–	–	–	–	–	–	–	–	–	–
2759	–	–	1	–	–	1	–	–	1	–	–	–	–	–	–	–	–	–
2790	1	–	–	1	–	–	1	–	–	–	–	–	–	–	–	–	–	–
2811	1	1	–	–	1	–	–	1	–	–	–	–	–	–	–	1	–	–
2812	5	4	2	4	4	2	3	3	2	1	1	–	–	–	–	1	–	–
2813	3	–	–	3	–	–	1	–	–	2	–	–	–	–	–	–	–	–
2822	4	4	–	4	4	–	3	3	–	1	1	–	–	–	–	–	–	–
2823	1	1	–	1	1	–	1	–	–	–	1	–	–	–	–	–	–	–
2825	9	1	1	9	1	1	7	1	–	2	–	1	–	–	–	–	–	–
2829	8	17	7	8	16	6	6	13	5	2	2	–	–	1	1	–	1	1

Capítulo 19 - Espírito Santo

19.1 - Quantidade de acidentes do trabalho, por situação do registro e motivo, segundo a Classificação Nacional de Atividades Econômicas (CNAE), no estado do Espírito Santo - 2014/2016

(continuação)

CNAE	QUANTIDADE DE ACIDENTES DO TRABALHO																	
	Total			Com CAT Registrada												Sem CAT Registrada		
				Total			Motivo											
							Típico			Trajeto			Doença do Trabalho					
	2014	2015	2016	2014	2015	2016	2014	2015	2016	2014	2015	2016	2014	2015	2016	2014	2015	2016
2831	1	–	–	–	–	–	–	–	–	–	–	–	–	–	–	1	–	–
2833	5	8	5	5	7	5	5	6	5	–	1	–	–	–	–	–	1	–
2840	1	1	1	1	1	1	1	1	1	–	–	–	–	–	–	–	–	–
2852	1	1	1	1	1	1	–	1	1	1	–	–	–	–	–	–	–	–
2861	3	6	6	3	6	6	3	6	5	–	–	1	–	–	–	–	–	–
2862	4	4	2	4	4	1	4	3	–	–	1	1	–	–	–	–	–	1
2869	15	14	6	15	14	6	9	9	5	6	4	1	–	1	–	–	–	–
2910	2	–	–	–	–	–	–	–	–	–	–	–	–	–	–	2	–	–
2920	2	9	7	2	9	7	2	9	7	–	–	–	–	–	–	–	–	–
2930	10	20	12	10	19	12	9	18	12	1	1	–	–	–	–	–	1	–
2941	1	–	1	1	–	1	1	–	1	–	–	–	–	–	–	–	–	–
2949	1	–	–	1	–	–	–	–	–	1	–	–	–	–	–	–	–	–
2950	–	1	1	–	1	1	–	–	–	–	1	1	–	–	–	–	–	–
3011	37	113	30	37	110	28	36	106	26	1	3	2	–	1	–	–	3	2
3032	11	7	7	11	5	7	7	5	6	3	–	1	1	–	–	–	2	–
3101	139	122	93	139	120	88	127	105	77	10	15	11	2	–	–	–	2	5
3102	19	20	9	19	20	9	16	18	9	3	2	–	–	–	–	–	–	–
3103	1	–	2	1	–	2	–	–	2	1	–	–	–	–	–	–	–	–
3104	12	4	3	12	4	3	12	4	3	–	–	–	–	–	–	–	–	–
3211	1	–	–	1	–	–	–	–	–	1	–	–	–	–	–	–	–	–
3230	1	1	–	–	–	–	–	–	–	–	–	–	–	–	–	1	1	–
3240	1	–	–	1	–	–	1	–	–	–	–	–	–	–	–	–	–	–
3250	4	2	1	4	2	1	2	1	1	2	1	–	–	–	–	–	–	–
3291	7	2	–	2	1	–	1	1	–	1	–	–	–	–	–	5	1	–
3292	–	–	1	–	–	1	–	–	1	–	–	–	–	–	–	–	–	–
3299	4	–	8	4	–	8	3	–	4	1	–	4	–	–	–	–	–	–
3311	2	–	1	2	–	1	2	–	1	–	–	–	–	–	–	–	–	–
3312	2	2	8	2	2	8	–	1	5	2	1	2	–	–	1	–	–	–
3313	7	3	2	7	3	2	7	1	2	–	2	–	–	–	–	–	–	–
3314	79	74	71	79	73	70	60	47	54	17	25	16	2	1	–	–	1	1
3317	3	12	9	3	12	9	3	11	5	–	1	4	–	–	–	–	–	–
3319	5	5	1	5	5	1	5	5	–	–	–	1	–	–	–	–	–	–
3321	4	8	7	4	7	7	2	6	5	1	1	2	1	–	–	–	1	–
3329	11	3	4	11	3	4	10	3	2	1	–	2	–	–	–	–	–	–
3511	4	2	4	2	2	4	–	1	1	2	1	3	–	–	–	2	–	–
3512	2	2	2	2	2	2	1	2	2	1	–	–	–	–	–	–	–	–
3513	–	–	1	–	–	1	–	–	1	–	–	–	–	–	–	–	–	–
3514	18	29	8	18	29	8	13	28	8	4	1	–	1	–	–	–	–	–
3520	–	–	2	–	–	2	–	–	1	–	–	1	–	–	–	–	–	–
3600	42	40	33	42	39	32	32	26	19	10	13	13	–	–	–	–	1	1
3701	–	4	9	–	4	9	–	3	6	–	1	3	–	–	–	–	–	–
3702	8	17	27	8	17	26	8	14	21	–	3	4	–	–	1	–	–	1
3811	286	204	201	286	203	200	264	183	167	21	19	33	1	1	–	–	1	1
3812	9	1	2	9	1	1	9	1	1	–	–	–	–	–	–	–	–	1
3821	26	33	64	26	31	62	21	25	51	4	6	9	1	–	2	–	2	2
3822	65	75	82	65	74	82	60	71	78	5	3	3	–	–	1	–	1	–
3831	9	18	8	9	18	8	8	13	5	1	5	3	–	–	–	–	–	–
3832	3	2	6	3	2	6	2	2	6	1	–	–	–	–	–	–	–	–
3839	2	8	2	2	8	2	1	7	–	1	1	2	–	–	–	–	–	–
3900	1	2	1	1	2	1	–	–	1	1	2	–	–	–	–	–	–	–
4110	202	126	116	202	122	115	180	108	103	22	11	12	–	3	–	–	4	1
4120	382	301	178	380	292	169	323	239	134	49	45	33	8	8	2	2	9	9
4211	109	83	59	109	78	57	93	68	42	16	8	13	–	2	2	–	5	2
4212	17	18	7	17	16	7	16	11	7	1	5	–	–	–	–	–	2	–
4213	17	26	15	17	25	15	15	13	11	2	12	4	–	–	–	–	1	–
4221	71	56	45	62	45	38	47	38	32	15	7	6	–	–	–	9	11	7
4222	7	22	33	7	21	32	7	18	25	–	3	7	–	–	–	–	1	1
4291	35	15	3	35	14	2	33	12	–	1	–	1	1	2	1	–	1	1
4292	63	46	31	63	43	29	51	34	24	11	9	5	1	–	–	–	3	2
4299	23	19	22	23	18	22	21	15	15	1	2	7	1	1	–	–	1	–
4311	2	3	1	2	2	1	2	2	1	–	–	–	–	–	–	–	1	–
4312	1	–	–	1	–	–	–	–	–	1	–	–	–	–	–	–	–	–
4313	16	21	14	16	19	14	10	16	12	6	3	2	–	–	–	–	2	–
4319	2	–	–	2	–	–	1	–	–	1	–	–	–	–	–	–	–	–
4321	51	85	76	51	84	74	36	59	51	15	25	22	–	–	1	–	1	2
4322	18	18	12	18	17	12	10	12	7	8	5	4	–	–	1	–	1	–
4329	26	21	18	26	16	17	21	12	14	5	4	3	–	–	–	–	5	1
4330	38	21	28	38	19	27	29	16	25	8	3	2	1	–	–	–	2	1
4391	15	11	6	15	11	6	13	11	5	2	–	1	–	–	–	–	–	–
4399	80	70	50	80	69	48	71	51	38	9	17	8	–	1	2	–	1	2
4511	69	53	57	68	51	56	45	37	31	23	13	25	–	1	–	1	2	1
4512	–	1	1	–	–	1	–	–	1	–	–	–	–	–	–	–	1	–
4520	69	72	62	69	72	62	55	55	50	14	17	12	–	–	–	–	–	–
4530	100	96	99	100	95	98	65	63	65	32	30	33	3	2	–	–	1	1
4541	19	22	18	17	22	17	7	8	6	10	13	11	–	1	–	2	–	1
4543	1	–	1	1	–	1	1	–	–	–	–	1	–	–	–	–	–	–
4617	3	2	1	3	2	1	3	2	1	–	–	–	–	–	–	–	–	–
4619	2	1	3	2	1	3	–	1	1	1	–	1	1	–	1	–	–	–
4621	19	13	21	19	13	17	13	9	11	6	4	6	–	–	–	–	–	4
4623	1	–	2	1	–	2	–	–	2	1	–	–	–	–	–	–	–	–
4631	3	4	1	3	4	1	3	3	1	–	1	–	–	–	–	–	–	–
4632	7	6	12	7	6	12	6	6	11	1	–	1	–	–	–	–	–	–
4633	28	29	36	28	27	35	19	15	23	7	12	12	2	–	–	–	2	1
4634	28	8	16	28	6	14	15	6	12	7	–	2	6	–	–	–	2	2
4635	56	68	73	56	66	71	44	45	46	11	21	25	1	–	–	–	2	2

Capítulo 19 - Espírito Santo

19.1 - Quantidade de acidentes do trabalho, por situação do registro e motivo, segundo a Classificação Nacional de Atividades Econômicas (CNAE), no estado do Espírito Santo - 2014/2016

(continuação)

CNAE	QUANTIDADE DE ACIDENTES DO TRABALHO																	
	Total			Com CAT Registrada												Sem CAT Registrada		
				Total			Motivo											
							Típico			Trajeto			Doença do Trabalho					
	2014	2015	2016	2014	2015	2016	2014	2015	2016	2014	2015	2016	2014	2015	2016	2014	2015	2016
4636	1	3	–	1	1	–	1	–	–	–	1	–	–	–	–	–	2	–
4637	14	15	5	14	15	5	8	8	2	6	7	3	–	–	–	–	–	–
4639	63	57	52	63	56	49	47	41	37	16	15	12	–	–	–	–	1	3
4641	17	12	2	17	12	2	14	9	1	3	3	1	–	–	–	–	–	–
4642	5	4	3	5	4	3	2	3	1	3	1	2	–	–	–	–	–	–
4643	5	1	2	5	1	2	4	–	1	1	1	1	–	–	–	–	–	–
4644	15	5	10	15	5	10	6	5	6	8	–	4	1	–	–	–	–	–
4645	3	2	9	3	2	9	2	2	8	1	–	1	–	–	–	–	–	–
4646	4	5	6	4	5	6	2	2	4	2	3	2	–	–	–	–	–	–
4647	3	4	2	3	3	2	3	2	1	–	1	1	–	–	–	–	1	–
4649	9	13	7	9	12	7	9	8	6	–	4	1	–	–	–	–	1	–
4651	2	3	1	2	3	–	1	1	–	1	1	–	–	1	–	–	–	1
4652	2	3	–	2	3	–	1	2	–	1	1	–	–	–	–	–	–	–
4661	2	12	6	2	12	6	2	11	6	–	1	–	–	–	–	–	–	–
4662	11	12	8	11	11	8	7	9	7	4	2	1	–	–	–	–	1	–
4663	7	6	5	7	6	5	6	6	3	1	–	2	–	–	–	–	–	–
4664	5	1	1	5	1	1	5	1	1	–	–	–	–	–	–	–	–	–
4665	–	1	6	–	1	6	–	1	3	–	–	3	–	–	–	–	–	–
4669	3	10	7	3	9	6	1	7	6	2	2	–	–	–	–	–	1	1
4671	1	2	2	1	2	2	1	2	2	–	–	–	–	–	–	–	–	–
4672	13	14	15	13	14	14	9	14	12	4	–	2	–	–	–	–	–	1
4673	3	4	1	3	4	1	3	2	–	–	2	–	–	–	1	–	–	–
4674	2	1	4	2	1	4	2	1	3	–	–	1	–	–	–	–	–	–
4679	25	42	37	25	42	36	18	34	32	7	8	3	–	–	1	–	–	1
4681	3	11	10	3	10	10	2	9	7	1	1	3	–	–	–	–	1	–
4682	43	50	33	43	47	33	41	43	30	2	2	2	–	2	1	–	3	–
4683	3	6	4	3	6	4	–	4	2	3	2	2	–	–	–	–	–	–
4684	3	2	–	3	2	–	3	2	–	–	–	–	–	–	–	–	–	–
4685	35	24	24	35	22	24	29	22	19	6	–	4	–	–	1	–	2	–
4686	1	1	2	1	1	2	–	–	1	1	1	1	–	–	–	–	–	–
4687	22	32	29	22	31	28	21	29	25	1	2	3	–	–	–	–	1	1
4689	13	9	8	13	9	7	10	8	5	3	1	2	–	–	–	–	–	1
4691	6	11	24	6	11	24	4	7	19	2	4	5	–	–	–	–	–	–
4692	7	9	3	7	9	3	7	1	3	–	8	–	–	–	–	–	–	–
4693	67	72	71	67	69	68	53	52	44	14	17	24	–	–	–	–	3	3
4711	435	496	541	435	471	527	372	400	435	56	67	85	7	4	7	–	25	14
4712	21	23	19	21	21	19	11	13	12	10	7	6	–	1	1	–	2	–
4713	59	35	22	59	34	20	42	21	14	17	12	6	–	1	–	–	1	2
4721	26	28	32	26	28	31	18	23	23	5	5	7	3	–	1	–	–	1
4722	8	9	1	8	8	1	3	6	–	4	2	1	1	–	–	–	1	–
4723	5	5	10	5	5	9	3	2	5	2	2	4	–	1	–	–	–	1
4724	22	19	9	22	19	9	18	14	6	4	5	3	–	–	–	–	–	–
4729	9	11	7	9	9	7	6	4	6	2	5	1	1	–	–	–	2	–
4731	33	23	45	33	22	45	14	9	25	19	13	20	–	–	–	–	1	–
4741	15	5	8	15	5	7	10	1	2	5	4	5	–	–	–	–	–	1
4742	23	17	23	23	16	22	21	13	20	2	3	2	–	–	–	–	1	1
4743	15	8	5	15	7	5	13	4	4	2	3	1	–	–	–	–	1	–
4744	110	88	99	110	86	95	82	58	71	27	26	22	1	2	2	–	2	4
4751	8	9	7	8	8	7	7	4	2	1	4	5	–	–	–	–	1	–
4752	11	6	6	11	6	6	4	2	3	7	4	3	–	–	–	–	–	–
4753	29	22	16	29	22	15	23	11	13	6	11	2	–	–	–	–	–	1
4754	44	48	53	44	47	53	24	22	30	20	23	22	–	2	1	–	1	–
4755	5	4	8	5	4	8	–	2	5	5	2	3	–	–	–	–	–	–
4756	1	2	1	1	2	1	–	1	1	1	1	–	–	–	–	–	–	–
4757	5	2	1	5	2	1	3	–	1	2	2	–	–	–	–	–	–	–
4759	4	2	11	4	2	11	3	1	4	1	1	6	–	–	1	–	–	–
4761	7	8	6	7	8	6	3	5	2	4	3	3	–	–	1	–	–	–
4762	1	–	–	1	–	–	–	–	–	1	–	–	–	–	–	–	–	–
4763	6	7	10	6	7	10	2	3	5	4	4	5	–	–	–	–	–	–
4771	51	47	45	51	46	45	25	21	26	26	25	19	–	–	–	–	1	–
4772	7	6	5	7	6	5	5	4	2	2	1	3	–	1	–	–	–	–
4773	3	–	2	3	–	2	1	–	1	2	–	1	–	–	–	–	–	–
4774	4	7	4	4	7	4	–	2	3	3	5	1	1	–	–	–	–	–
4781	73	73	80	73	69	78	38	36	36	34	33	41	1	–	1	–	4	2
4782	21	32	23	21	32	21	15	16	16	6	15	5	–	1	–	–	–	2
4783	3	3	3	3	3	3	2	2	–	1	1	3	–	–	–	–	–	–
4784	18	15	15	18	15	15	12	10	10	6	4	5	–	1	–	–	–	–
4785	–	1	–	–	1	–	–	1	–	–	–	–	–	–	–	–	–	–
4789	49	40	41	49	39	40	35	20	20	14	18	20	–	1	–	–	1	1
4911	31	48	63	31	46	61	26	38	49	4	5	10	1	3	2	–	2	2
4921	112	102	87	112	95	78	69	62	43	41	33	35	2	–	–	–	7	9
4922	33	22	27	33	22	26	20	11	18	13	11	8	–	–	–	–	–	1
4923	2	3	–	2	3	–	1	1	–	1	2	–	–	–	–	–	–	–
4924	1	2	2	1	2	2	1	1	–	–	1	1	–	–	1	–	–	–
4929	11	7	4	11	7	3	5	4	2	5	2	1	1	1	–	–	–	1
4930	449	389	364	449	375	352	331	287	250	111	84	82	7	4	20	–	14	12
4940	16	7	2	16	7	2	12	7	2	4	–	–	–	–	–	–	–	–
5011	4	5	6	4	5	6	3	5	6	1	–	–	–	–	–	–	–	–
5012	1	–	–	1	–	–	1	–	–	–	–	–	–	–	–	–	–	–
5030	20	21	21	18	19	20	11	17	16	7	2	3	–	–	1	2	2	1
5111	16	10	13	11	10	13	9	9	5	2	1	8	–	–	–	5	–	–
5112	4	3	5	4	2	5	4	2	2	–	–	3	–	–	–	–	1	–
5211	26	27	20	26	26	18	22	20	13	4	6	5	–	–	–	–	1	2
5212	47	43	38	42	39	37	32	34	28	8	5	9	2	–	–	5	4	1
5221	18	24	16	17	24	16	9	19	13	8	5	3	–	–	–	1	–	–

Capítulo 19 - Espírito Santo

19.1 - Quantidade de acidentes do trabalho, por situação do registro e motivo, segundo a Classificação Nacional de Atividades Econômicas (CNAE), no estado do Espírito Santo - 2014/2016

(continuação)

CNAE	QUANTIDADE DE ACIDENTES DO TRABALHO																	
	Total			Com CAT Registrada												Sem CAT Registrada		
				Total			Motivo											
							Típico			Trajeto			Doença do Trabalho					
	2014	2015	2016	2014	2015	2016	2014	2015	2016	2014	2015	2016	2014	2015	2016	2014	2015	2016
5222	1	1	–	1	1	–	1	1	–	–	–	–	–	–	–	–	–	–
5223	2	9	11	2	9	9	–	5	6	2	4	3	–	–	–	–	–	2
5229	11	11	8	10	9	7	7	7	6	3	2	1	–	–	–	1	2	1
5231	66	91	79	66	90	78	51	79	67	15	10	10	–	1	1	–	1	1
5232	11	2	2	9	2	2	6	1	2	3	1	–	–	–	–	2	–	–
5239	8	8	6	8	8	6	6	6	3	2	2	3	–	–	–	–	–	–
5240	7	4	10	7	4	10	6	2	8	1	2	2	–	–	–	–	–	–
5250	57	63	35	57	62	35	39	32	29	17	27	6	1	3	–	–	1	–
5310	141	137	100	141	137	100	98	102	67	29	17	23	14	18	10	–	–	–
5320	39	22	18	39	22	18	28	12	14	11	10	4	–	–	–	–	–	–
5510	35	42	24	35	41	22	31	31	16	4	9	6	–	1	–	–	1	2
5590	1	–	–	1	–	–	–	–	–	1	–	–	–	–	–	–	–	–
5611	197	172	172	197	168	171	132	120	125	58	43	46	7	5	–	–	4	1
5612	–	5	1	–	5	1	–	1	1	–	4	–	–	–	–	–	–	–
5620	109	100	87	109	89	80	87	73	63	21	15	17	1	1	–	–	11	7
5811	1	–	–	1	–	–	–	–	–	1	–	–	–	–	–	–	–	–
5812	2	2	3	2	2	3	1	2	2	1	–	1	–	–	–	–	–	–
5819	1	–	–	1	–	–	1	–	–	–	–	–	–	–	–	–	–	–
5822	18	30	15	18	30	15	9	21	8	8	9	7	1	–	–	–	–	–
5829	2	2	2	2	2	2	1	2	2	1	–	–	–	–	–	–	–	–
5914	3	4	2	3	4	2	3	2	2	–	2	–	–	–	–	–	–	–
6010	2	–	2	2	–	2	1	–	1	1	–	1	–	–	–	–	–	–
6021	10	6	13	10	6	13	10	3	7	–	3	6	–	–	–	–	–	–
6110	12	8	10	12	7	10	10	6	7	2	1	3	–	–	–	–	1	–
6120	7	2	8	7	2	8	1	–	3	6	2	5	–	–	–	–	–	–
6141	4	–	–	4	–	–	3	–	–	1	–	–	–	–	–	–	–	–
6142	1	–	–	1	–	–	1	–	–	–	–	–	–	–	–	–	–	–
6190	16	14	11	16	14	11	10	11	4	6	3	7	–	–	–	–	–	–
6201	25	18	14	5	8	13	2	2	–	2	6	13	1	–	–	20	10	1
6202	3	1	3	3	1	3	1	1	–	2	–	3	–	–	–	–	–	–
6203	2	1	2	2	1	2	–	–	–	2	1	2	–	–	–	–	–	–
6204	4	6	9	4	6	9	1	2	1	3	4	8	–	–	–	–	–	–
6209	7	11	8	7	11	8	5	5	5	2	5	3	–	1	–	–	–	–
6311	6	4	6	5	2	6	2	–	1	3	2	5	–	–	–	1	2	–
6319	1	2	–	1	1	–	–	1	–	1	–	–	–	–	–	–	1	–
6399	–	1	2	–	1	2	–	–	–	–	1	2	–	–	–	–	–	–
6421	6	11	4	6	11	4	2	8	1	1	2	2	3	1	1	–	–	–
6422	48	43	24	48	43	24	28	17	12	8	22	10	12	4	2	–	–	–
6423	11	9	10	11	9	9	3	5	2	6	3	7	2	1	–	–	–	1
6424	1	2	3	1	2	3	–	1	2	1	1	1	–	–	–	–	–	–
6433	1	–	–	1	–	–	1	–	–	–	–	–	–	–	–	–	–	–
6436	1	–	1	1	–	1	–	–	–	1	–	1	–	–	–	–	–	–
6462	3	6	6	3	6	6	1	4	5	2	2	1	–	–	–	–	–	–
6463	–	1	1	–	1	1	–	1	1	–	–	–	–	–	–	–	–	–
6470	1	–	–	1	–	–	1	–	–	–	–	–	–	–	–	–	–	–
6493	1	1	1	1	1	1	–	–	1	1	1	–	–	–	–	–	–	–
6512	1	1	2	1	1	2	1	1	1	–	–	1	–	–	–	–	–	–
6542	1	–	–	1	–	–	1	–	–	–	–	–	–	–	–	–	–	–
6550	33	23	25	33	23	24	10	13	13	23	10	11	–	–	–	–	–	1
6613	5	–	1	5	–	1	3	–	1	2	–	–	–	–	–	–	–	–
6621	2	3	–	–	2	–	–	–	–	–	2	–	–	–	–	2	1	–
6622	1	1	1	1	1	1	–	1	–	1	–	1	–	–	–	–	–	–
6810	19	7	9	19	7	8	15	7	8	4	–	–	–	–	–	–	–	1
6821	1	1	1	1	1	1	–	1	1	1	–	–	–	–	–	–	–	–
6822	13	7	7	13	7	7	9	4	5	4	2	2	–	1	–	–	–	–
6911	–	4	–	–	4	–	–	2	–	–	2	–	–	–	–	–	–	–
6912	2	–	5	2	–	5	–	–	1	2	–	4	–	–	–	–	–	–
6920	45	29	27	45	28	27	16	11	9	29	16	18	–	1	–	–	1	–
7010	1	–	–	–	–	–	–	–	–	–	–	–	–	–	–	1	–	–
7020	10	12	3	10	12	3	6	8	2	4	4	1	–	–	–	–	–	–
7111	3	1	1	3	1	1	3	1	1	–	–	–	–	–	–	–	–	–
7112	95	67	52	95	66	47	78	56	34	17	10	13	–	–	–	–	1	5
7119	11	18	8	11	18	7	5	12	5	6	6	2	–	–	–	–	–	1
7120	9	5	9	9	5	9	3	3	4	6	2	5	–	–	–	–	–	–
7210	2	5	2	2	5	2	2	1	–	–	4	2	–	–	–	–	–	–
7220	1	2	–	–	–	–	–	–	–	–	–	–	–	–	–	1	2	–
7311	3	2	1	2	2	1	1	2	1	1	–	–	–	–	–	1	–	–
7312	2	–	–	2	–	–	1	–	–	1	–	–	–	–	–	–	–	–
7319	6	12	7	6	12	7	2	8	4	4	4	3	–	–	–	–	–	–
7320	–	1	–	–	1	–	–	–	–	–	1	–	–	–	–	–	–	–
7420	6	–	2	2	–	2	–	–	–	2	–	2	–	–	–	4	–	–
7490	11	9	4	11	8	4	4	5	3	7	–	1	–	3	–	–	1	–
7500	2	–	–	2	–	–	–	–	–	2	–	–	–	–	–	–	–	–
7711	24	14	18	24	14	18	19	10	12	5	2	6	–	2	–	–	–	–
7719	3	4	3	3	4	3	1	3	3	2	1	–	–	–	–	–	–	–
7722	–	2	1	–	2	1	–	1	–	–	1	1	–	–	–	–	–	–
7723	–	2	2	–	2	2	–	1	–	–	1	2	–	–	–	–	–	–
7729	2	1	–	2	1	–	1	1	–	1	–	–	–	–	–	–	–	–
7731	2	1	2	2	1	2	2	1	2	–	–	–	–	–	–	–	–	–
7732	41	25	26	41	25	26	32	17	20	6	8	6	3	–	–	–	–	–
7733	–	–	1	–	–	1	–	–	1	–	–	–	–	–	–	–	–	–
7739	19	19	14	19	19	14	12	13	11	7	5	3	–	1	–	–	–	–
7740	1	–	–	1	–	–	–	–	–	1	–	–	–	–	–	–	–	–
7810	24	23	21	24	23	21	15	12	12	9	11	8	–	–	1	–	–	–

Capítulo 19 - Espírito Santo

19.1 - Quantidade de acidentes do trabalho, por situação do registro e motivo, segundo a Classificação Nacional de Atividades Econômicas (CNAE), no estado do Espírito Santo - 2014/2016

(conclusão)

CNAE	QUANTIDADE DE ACIDENTES DO TRABALHO																	
	Total			Com CAT Registrada												Sem CAT Registrada		
				Total			Motivo											
							Típico			Trajeto			Doença do Trabalho					
	2014	2015	2016	2014	2015	2016	2014	2015	2016	2014	2015	2016	2014	2015	2016	2014	2015	2016
7820	61	40	22	61	34	17	39	20	6	21	14	10	1	–	1	–	6	5
7830	14	19	16	14	17	15	9	7	1	5	10	14	–	–	–	–	2	1
7911	1	2	2	1	2	2	–	2	1	1	–	1	–	–	–	–	–	–
8011	122	152	105	122	146	102	37	37	27	85	108	74	–	1	1	–	6	3
8012	28	42	26	27	39	25	15	17	9	12	22	16	–	–	–	1	3	1
8020	30	45	30	30	45	29	19	33	22	11	12	7	–	–	–	–	–	1
8111	25	29	24	25	27	22	6	15	12	18	12	10	1	–	–	–	2	2
8112	151	130	130	151	128	129	121	96	101	26	29	26	4	3	2	–	2	1
8121	78	106	89	78	95	77	37	41	37	38	50	39	3	4	1	–	11	12
8122	10	4	3	10	4	3	4	2	–	5	2	3	1	–	–	–	–	–
8129	28	36	32	28	35	31	23	27	25	4	7	6	1	1	–	–	1	1
8130	2	1	3	2	1	3	2	–	3	–	1	–	–	–	–	–	–	–
8211	33	47	50	33	44	47	13	28	33	20	16	14	–	–	–	–	3	3
8219	6	8	9	6	8	9	2	3	6	2	5	3	2	–	–	–	–	–
8220	33	32	29	29	30	27	9	14	6	20	14	20	–	2	1	4	2	2
8230	20	3	7	20	3	6	17	2	4	3	1	2	–	–	–	–	–	1
8291	14	9	13	13	9	13	3	5	5	10	4	8	–	–	–	1	–	–
8292	–	1	–	–	–	–	–	–	–	–	–	–	–	–	–	–	1	–
8299	41	51	33	41	50	31	18	26	12	23	23	19	–	1	–	–	1	2
8411	564	528	521	564	469	463	401	295	294	162	171	167	1	3	2	–	59	58
8412	73	56	61	73	53	60	47	41	38	26	12	21	–	–	1	–	3	1
8413	1	–	–	1	–	–	1	–	–	–	–	–	–	–	–	–	–	–
8422	–	2	–	–	2	–	–	2	–	–	–	–	–	–	–	–	–	–
8423	7	–	1	7	–	1	2	–	1	5	–	–	–	–	–	–	–	–
8424	17	21	6	17	20	3	13	8	1	4	12	2	–	–	–	–	1	3
8430	1	–	2	1	–	2	1	–	1	–	–	1	–	–	–	–	–	–
8511	30	16	8	5	6	7	4	3	6	–	3	1	1	–	–	25	10	1
8512	2	2	9	2	2	8	1	1	7	1	1	1	–	–	–	–	–	1
8513	42	45	21	41	42	20	25	30	12	14	12	6	2	–	2	1	3	1
8520	9	9	5	9	9	5	6	7	1	3	2	4	–	–	–	–	–	–
8531	17	18	14	17	16	14	13	8	11	4	8	3	–	–	–	–	2	–
8532	18	28	18	18	26	17	14	20	7	4	5	10	–	1	–	–	2	1
8533	7	9	7	7	9	7	5	5	2	2	4	5	–	–	–	–	–	–
8541	8	3	1	8	3	1	8	3	1	–	–	–	–	–	–	–	–	–
8542	–	–	1	–	–	1	–	–	1	–	–	–	–	–	–	–	–	–
8550	1	–	1	1	–	1	1	–	–	–	–	1	–	–	–	–	–	–
8591	–	1	1	–	1	–	–	1	–	–	–	–	–	–	–	–	–	1
8593	1	4	2	1	4	2	1	–	1	–	4	1	–	–	–	–	–	–
8599	47	47	43	47	46	42	27	27	22	19	17	18	1	2	2	–	1	1
8610	1.671	1.795	1.600	1.671	1.775	1.581	1.462	1.513	1.338	201	236	241	8	26	2	–	20	19
8621	7	20	6	7	19	6	6	10	2	1	9	4	–	–	–	–	1	–
8622	–	–	1	–	–	1	–	–	–	–	–	1	–	–	–	–	–	–
8630	171	136	117	171	134	117	142	104	94	29	30	22	–	–	1	–	2	–
8640	109	125	116	109	125	116	89	97	86	20	27	29	–	1	1	–	–	–
8650	1	4	2	1	4	2	1	2	1	–	2	1	–	–	–	–	–	–
8660	19	85	53	19	84	53	15	67	34	3	17	17	1	–	2	–	1	–
8690	19	22	13	19	22	13	12	19	9	7	3	4	–	–	–	–	–	–
8711	6	6	9	6	5	9	4	4	7	2	1	2	–	–	–	–	1	–
8712	19	17	16	19	16	16	6	7	9	13	9	7	–	–	–	–	1	–
8720	10	5	12	10	5	11	7	3	9	3	2	2	–	–	–	–	–	1
8730	1	1	5	1	1	5	–	1	5	–	–	–	1	–	–	–	–	–
8800	41	50	48	41	48	48	23	32	30	17	16	17	1	–	1	–	2	–
9001	1	3	3	1	3	3	1	3	2	–	–	1	–	–	–	–	–	–
9003	–	1	–	–	1	–	–	1	–	–	–	–	–	–	–	–	–	–
9103	3	1	1	3	1	1	3	1	1	–	–	–	–	–	–	–	–	–
9312	8	9	22	8	9	22	6	6	19	1	3	2	1	–	1	–	–	–
9313	5	3	3	5	3	3	2	2	1	3	1	1	–	–	1	–	–	–
9319	9	8	4	9	8	4	5	7	4	4	1	–	–	–	–	–	–	–
9321	6	2	2	6	2	2	5	2	2	1	–	–	–	–	–	–	–	–
9329	14	17	11	14	17	11	7	10	7	7	7	4	–	–	–	–	–	–
9411	2	3	2	2	3	2	2	–	1	–	3	1	–	–	–	–	–	–
9412	4	10	9	4	6	8	2	1	–	2	5	8	–	–	–	–	4	1
9420	7	9	10	7	7	7	2	3	4	3	3	2	2	1	1	–	2	3
9430	105	33	32	105	32	32	80	23	18	24	9	13	1	–	1	–	1	–
9491	17	19	13	17	19	13	12	15	10	4	3	3	1	1	–	–	–	–
9493	3	–	–	3	–	–	3	–	–	–	–	–	–	–	–	–	–	–
9499	62	85	59	62	82	58	56	58	41	6	24	17	–	–	–	–	3	1
9511	6	5	8	6	5	8	1	4	6	5	1	2	–	–	–	–	–	–
9512	1	5	–	1	4	–	–	2	–	1	2	–	–	–	–	–	1	–
9521	4	6	1	4	6	1	1	4	1	3	2	–	–	–	–	–	–	–
9529	15	9	3	15	9	3	9	5	3	5	4	–	1	–	–	–	–	–
9601	11	4	10	11	4	10	8	2	9	3	2	1	–	–	–	–	–	–
9602	3	3	6	3	3	6	2	1	2	1	2	4	–	–	–	–	–	–
9603	5	4	5	5	4	5	2	3	3	3	1	2	–	–	–	–	–	–
9609	3	2	3	3	2	3	2	1	1	1	1	2	–	–	–	–	–	–
9700	–	–	1	–	–	1	–	–	1	–	–	–	–	–	–	–	–	–
Ignorado	1.317	640	542	81	75	59	74	66	49	7	6	9	–	3	1	1.236	565	483

Fonte: DATAPREV, CAT, SUB.

Nota: Os dados são preliminares, estando sujeitos a correções.

Capítulo 19 - Espírito Santo

19.2 - Quantidade de acidentes do trabalho, por situação do registro e motivo, segundo os grupos de idade e sexo, no estado do Espírito Santo - 2014/2016

GRUPOS DE IDADE E SEXO	QUANTIDADE DE ACIDENTES DO TRABALHO																	
	Total			Com CAT Registrada												Sem CAT Registrada		
				Total			Motivo											
							Típico			Trajeto			Doença do Trabalho					
	2014	2015	2016	2014	2015	2016	2014	2015	2016	2014	2015	2016	2014	2015	2016	2014	2015	2016
TOTAL	**14.821**	**13.336**	**11.763**	**13.428**	**12.309**	**10.928**	**10.386**	**9.471**	**8.285**	**2.833**	**2.645**	**2.512**	**209**	**193**	**131**	**1.393**	**1.027**	**835**
Masculino	**10.083**	**8.794**	**7.706**	**9.101**	**8.084**	**7.152**	**7.197**	**6.344**	**5.573**	**1.776**	**1.634**	**1.498**	**128**	**106**	**81**	**982**	**710**	**554**
Feminino	**4.738**	**4.542**	**4.056**	**4.327**	**4.225**	**3.775**	**3.189**	**3.127**	**2.711**	**1.057**	**1.011**	**1.014**	**81**	**87**	**50**	**411**	**317**	**281**
Ignorado	**–**	**–**	**1**	**–**	**–**	**1**	**–**	**–**	**1**	**–**	**–**	**–**	**–**	**–**	**–**	**–**	**–**	**–**
Até 19 anos	450	317	236	422	299	226	323	239	176	99	57	50	–	3	–	28	18	10
Masculino	367	240	192	342	226	182	273	188	145	69	36	37	–	2	–	25	14	10
Feminino	83	77	44	80	73	44	50	51	31	30	21	13	–	1	–	3	4	–
Ignorado	–	–	–	–	–	–	–	–	–	–	–	–	–	–	–	–	–	–
20 a 24 anos	2.142	1.818	1.592	2.026	1.735	1.508	1.566	1.304	1.124	453	420	380	7	11	4	116	83	84
Masculino	1.659	1.363	1.163	1.566	1.301	1.100	1.240	1.003	847	321	293	250	5	5	3	93	62	63
Feminino	483	455	429	460	434	408	326	301	277	132	127	130	2	6	1	23	21	21
Ignorado	–	–	–	–	–	–	–	–	–	–	–	–	–	–	–	–	–	–
25 a 29 anos	2.711	2.542	2.132	2.543	2.399	2.019	1.946	1.849	1.507	580	530	501	17	20	11	168	143	113
Masculino	1.870	1.690	1.479	1.740	1.584	1.399	1.363	1.252	1.086	368	324	310	9	8	3	130	106	80
Feminino	841	852	652	803	815	619	583	597	420	212	206	191	8	12	8	38	37	33
Ignorado	–	–	1	–	–	1	–	–	1	–	–	–	–	–	–	–	–	–
30 a 34 anos	2.609	2.345	2.006	2.409	2.198	1.896	1.859	1.690	1.430	510	477	453	40	31	13	200	147	110
Masculino	1.714	1.529	1.314	1.571	1.430	1.242	1.236	1.113	964	314	302	268	21	15	10	143	99	72
Feminino	895	816	692	838	768	654	623	577	466	196	175	185	19	16	3	57	48	38
Ignorado	–	–	–	–	–	–	–	–	–	–	–	–	–	–	–	–	–	–
35 a 39 anos	2.117	2.003	1.906	1.944	1.850	1.777	1.516	1.419	1.350	399	389	388	29	42	39	173	153	129
Masculino	1.367	1.230	1.168	1.245	1.126	1.083	979	871	843	246	229	218	20	26	22	122	104	85
Feminino	750	773	738	699	724	694	537	548	507	153	160	170	9	16	17	51	49	44
Ignorado	–	–	–	–	–	–	–	–	–	–	–	–	–	–	–	–	–	–
40 a 44 anos	1.523	1.442	1.319	1.356	1.328	1.225	1.045	1.021	968	275	275	241	36	32	16	167	114	94
Masculino	912	881	791	799	807	724	634	620	571	146	171	144	19	16	9	113	74	67
Feminino	611	561	528	557	521	501	411	401	397	129	104	97	17	16	7	54	40	27
Ignorado	–	–	–	–	–	–	–	–	–	–	–	–	–	–	–	–	–	–
45 a 49 anos	1.287	1.107	958	1.103	996	880	864	787	673	208	192	194	31	17	13	184	111	78
Masculino	809	684	589	701	612	542	556	484	425	129	117	109	16	11	8	108	72	47
Feminino	478	423	369	402	384	338	308	303	248	79	75	85	15	6	5	76	39	31
Ignorado	–	–	–	–	–	–	–	–	–	–	–	–	–	–	–	–	–	–
50 a 54 anos	972	893	791	785	752	678	611	580	511	152	152	148	22	20	19	187	141	113
Masculino	636	572	464	519	480	399	424	389	306	80	80	79	15	11	14	117	92	65
Feminino	336	321	327	266	272	279	187	191	205	72	72	69	7	9	5	70	49	48
Ignorado	–	–	–	–	–	–	–	–	–	–	–	–	–	–	–	–	–	–
55 a 59 anos	664	553	535	548	470	461	427	357	344	105	105	106	16	8	11	116	83	74
Masculino	465	366	333	379	307	289	300	246	225	67	55	55	12	6	9	86	59	44
Feminino	199	187	202	169	163	172	127	111	119	38	50	51	4	2	2	30	24	30
Ignorado	–	–	–	–	–	–	–	–	–	–	–	–	–	–	–	–	–	–
60 a 64 anos	273	244	215	228	214	192	182	168	148	37	37	39	9	9	5	45	30	23
Masculino	223	180	163	184	156	146	151	130	120	24	20	23	9	6	3	39	24	17
Feminino	50	64	52	44	58	46	31	38	28	13	17	16	–	3	2	6	6	6
Ignorado	–	–	–	–	–	–	–	–	–	–	–	–	–	–	–	–	–	–
65 a 69 anos	57	60	63	49	57	57	35	47	45	12	10	12	2	–	–	8	3	6
Masculino	50	47	43	44	44	39	31	38	34	11	6	5	2	–	–	6	3	4
Feminino	7	13	20	5	13	18	4	9	11	1	4	7	–	–	–	2	–	2
Ignorado	–	–	–	–	–	–	–	–	–	–	–	–	–	–	–	–	–	–
70 anos e mais	15	12	10	14	11	9	11	10	9	3	1	–	–	–	–	1	1	1
Masculino	10	12	7	10	11	7	9	10	7	1	1	–	–	–	–	–	1	–
Feminino	5	–	3	4	–	2	2	–	2	2	–	–	–	–	–	1	–	1
Ignorado	–	–	–	–	–	–	–	–	–	–	–	–	–	–	–	–	–	–
Ignorada	1	–	–	1	–	–	1	–	–	–	–	–	–	–	–	–	–	–
Masculino	1	–	–	1	–	–	1	–	–	–	–	–	–	–	–	–	–	–
Feminino	–	–	–	–	–	–	–	–	–	–	–	–	–	–	–	–	–	–
Ignorado	–	–	–	–	–	–	–	–	–	–	–	–	–	–	–	–	–	–

Fonte: DATAPREV, CAT, SUB.
Nota: Os dados são preliminares, estando sujeitos a correções.

Capítulo 19 - Espírito Santo

19.3 - Quantidade mensal de acidentes do trabalho, por situação do registro e motivo, no estado do Espírito Santo - 2014/2016

MESES	QUANTIDADE DE ACIDENTES DO TRABALHO																	
	Total			Com CAT Registrada												Sem CAT Registrada		
				Total			Motivo											
							Típico			Trajeto			Doença do Trabalho					
	2014	2015	2016	2014	2015	2016	2014	2015	2016	2014	2015	2016	2014	2015	2016	2014	2015	2016
TOTAL	**14.821**	**13.336**	**11.763**	**13.428**	**12.309**	**10.928**	**10.386**	**9.471**	**8.285**	**2.833**	**2.645**	**2.512**	**209**	**193**	**131**	**1.393**	**1.027**	**835**
Janeiro	1.245	1.139	885	1.138	1.036	831	890	819	644	223	200	167	25	17	20	107	103	54
Fevereiro	1.219	1.050	936	1.100	969	852	866	746	655	217	212	186	17	11	11	119	81	84
Março	1.167	1.243	1.028	1.042	1.155	953	822	895	718	208	238	212	12	22	23	125	88	75
Abril	1.149	1.105	1.053	1.023	1.024	978	789	795	713	218	214	248	16	15	17	126	81	75
Maio	1.238	1.086	1.003	1.120	1.003	918	838	784	699	265	201	211	17	18	8	118	83	85
Junho	1.170	1.170	1.048	1.057	1.084	976	771	837	718	274	230	245	12	17	13	113	86	72
Julho	1.305	1.228	1.000	1.190	1.132	933	946	848	700	223	272	230	21	12	3	115	96	67
Agosto	1.258	1.118	1.046	1.147	1.029	974	872	819	740	250	198	226	25	12	8	111	89	72
Setembro	1.390	1.134	1.037	1.267	1.054	946	984	768	734	266	270	205	17	16	7	123	80	91
Outubro	1.353	1.147	985	1.216	1.064	914	957	816	677	242	223	229	17	25	8	137	83	71
Novembro	1.214	1.019	852	1.113	941	807	863	711	638	234	212	164	16	18	5	101	78	45
Dezembro	1.113	897	890	1.015	818	846	788	633	649	213	175	189	14	10	8	98	79	44

Fonte: DATAPREV, CAT, SUB.
Nota: Os dados são preliminares, estando sujeitos a correções.

DISTRIBUIÇÃO DE ACIDENTES DO TRABALHO, POR MOTIVO, NO ESTADO DO ESPÍRITO SANTO - 2016

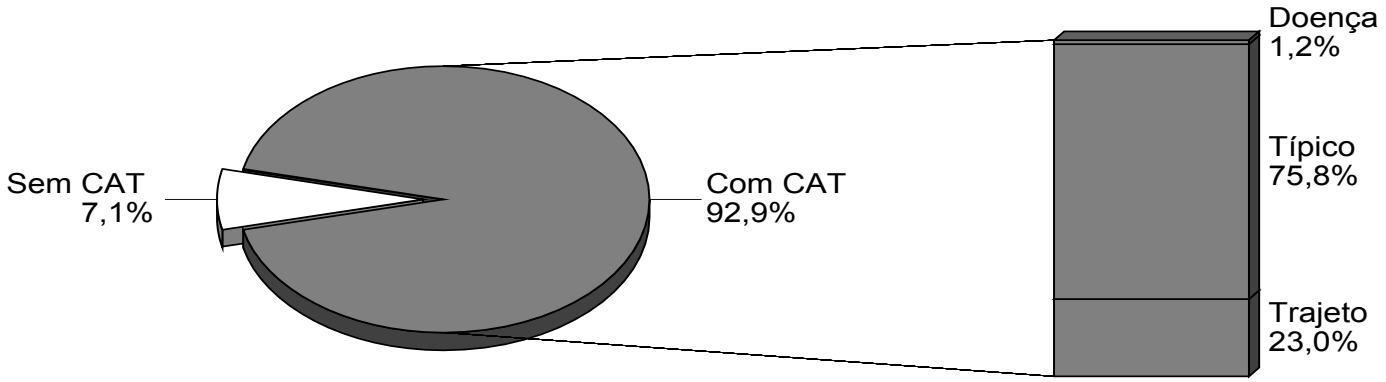

Fonte: DATAPREV, CAT, SUB.

Capítulo 20 - Rio de Janeiro

20.1 - Quantidade de acidentes do trabalho, por situação do registro e motivo, segundo a Classificação Nacional de Atividades Econômicas (CNAE), no estado do Rio de Janeiro - 2014/2016

(continua)

CNAE	QUANTIDADE DE ACIDENTES DO TRABALHO																	
	Total			Com CAT Registrada												Sem CAT Registrada		
				Total			Motivo											
							Típico			Trajeto			Doença do Trabalho					
	2014	2015	2016	2014	2015	2016	2014	2015	2016	2014	2015	2016	2014	2015	2016	2014	2015	2016
TOTAL	**52.186**	**47.381**	**41.859**	**45.462**	**42.210**	**37.402**	**34.306**	**31.612**	**27.463**	**9.394**	**9.032**	**8.582**	**1.762**	**1.566**	**1.357**	**6.724**	**5.171**	**4.457**
0111	47	11	1	1	–	–	1	–	–	–	–	–	–	–	–	46	11	1
0112	1	4	1	–	–	–	–	–	–	–	–	–	–	–	–	1	4	1
0113	80	53	29	13	5	8	11	5	8	2	–	–	–	–	–	67	48	21
0114	13	7	3	–	–	–	–	–	–	–	–	–	–	–	–	13	7	3
0119	–	–	1	–	–	1	–	–	1	–	–	–	–	–	–	–	–	–
0121	12	10	8	2	6	5	2	4	4	–	2	1	–	–	–	10	4	3
0122	3	1	1	1	1	1	1	1	1	–	–	–	–	–	–	2	–	–
0131	–	–	2	–	–	2	–	–	1	–	–	1	–	–	–	–	–	–
0132	–	1	1	–	1	1	–	1	1	–	–	–	–	–	–	–	–	–
0133	3	1	–	3	1	–	2	1	–	1	–	–	–	–	–	–	–	–
0134	–	1	–	–	1	–	–	1	–	–	–	–	–	–	–	–	–	–
0139	24	6	3	–	1	3	–	1	2	–	–	1	–	–	–	24	5	–
0141	10	17	18	10	17	18	8	15	16	2	1	1	–	1	1	–	–	–
0142	2	3	1	2	3	1	2	–	1	–	3	–	–	–	–	–	–	–
0151	20	19	13	20	19	13	20	17	12	–	2	1	–	–	–	–	–	–
0152	3	1	5	3	1	5	3	–	4	–	1	1	–	–	–	–	–	–
0154	–	–	1	–	–	1	–	–	–	–	–	1	–	–	–	–	–	–
0155	18	12	4	18	10	4	16	9	2	2	1	1	–	–	1	–	2	–
0161	6	4	5	6	4	5	6	3	2	–	1	2	–	–	1	–	–	–
0162	6	2	5	6	2	5	5	–	5	–	2	–	1	–	–	–	–	–
0210	2	8	3	2	8	3	2	7	2	–	1	–	–	–	1	–	–	–
0230	3	2	2	3	2	2	3	2	2	–	–	–	–	–	–	–	–	–
0311	5	1	3	5	1	3	5	1	3	–	–	–	–	–	–	–	–	–
0322	1	1	1	1	1	1	1	1	1	–	–	–	–	–	–	–	–	–
0600	536	465	338	536	461	333	473	400	285	59	55	44	4	6	4	–	4	5
0710	64	47	52	64	47	52	18	21	24	45	26	28	1	–	–	–	–	–
0724	2	–	–	1	–	–	1	–	–	–	–	–	–	–	–	1	–	–
0725	–	–	1	–	–	1	–	–	1	–	–	–	–	–	–	–	–	–
0729	40	48	52	40	48	52	38	48	52	2	–	–	–	–	–	–	–	–
0810	96	94	76	96	88	73	72	75	65	20	12	6	4	1	2	–	6	3
0892	8	4	4	8	2	4	8	1	4	–	1	–	–	–	–	–	2	–
0899	1	2	–	1	2	–	1	2	–	–	–	–	–	–	–	–	–	–
0910	759	622	407	759	606	394	619	512	345	86	85	44	54	9	5	–	16	13
0990	1	1	1	1	1	1	1	1	1	–	–	–	–	–	–	–	–	–
1011	26	22	17	26	22	17	24	21	14	2	1	3	–	–	–	–	–	–
1012	73	56	33	61	48	33	54	46	29	6	2	3	1	–	1	12	8	–
1013	84	77	68	84	66	54	73	58	48	5	6	6	6	2	–	–	11	14
1020	76	110	19	76	101	17	71	89	9	5	12	8	–	–	–	–	9	2
1031	3	2	4	3	2	4	3	2	3	–	–	1	–	–	–	–	–	–
1032	2	1	1	2	1	1	2	–	1	–	1	–	–	–	–	–	–	–
1033	3	6	2	3	6	2	3	6	2	–	–	–	–	–	–	–	–	–
1041	–	8	1	–	8	1	–	8	1	–	–	–	–	–	–	–	–	–
1042	1	–	–	1	–	–	1	–	–	–	–	–	–	–	–	–	–	–
1051	8	7	4	8	7	4	7	7	4	1	–	–	–	–	–	–	–	–
1052	28	25	33	28	25	32	19	19	25	7	6	7	2	–	–	–	–	1
1053	14	12	8	14	12	8	12	9	6	2	3	1	–	–	1	–	–	–
1061	3	4	7	3	4	7	1	4	7	2	–	–	–	–	–	–	–	–
1062	27	26	14	27	25	13	20	23	13	–	2	–	7	–	–	–	1	1
1064	5	–	–	5	–	–	3	–	–	2	–	–	–	–	–	–	–	–
1066	5	18	11	5	15	9	3	15	5	2	–	4	–	–	–	–	3	2
1069	12	12	17	12	11	16	12	11	12	–	–	2	–	–	2	–	1	1
1071	5	3	4	5	3	4	5	3	4	–	–	–	–	–	–	–	–	–
1072	5	2	–	5	1	–	4	1	–	1	–	–	–	–	–	–	1	–
1081	1	–	4	1	–	4	1	–	2	–	–	2	–	–	–	–	–	–
1091	105	133	141	105	126	132	86	98	102	19	25	29	–	3	1	–	7	9
1092	11	4	8	11	4	8	9	3	6	2	1	2	–	–	–	–	–	–
1093	1	4	2	1	4	2	1	3	1	–	1	1	–	–	–	–	–	–
1094	45	36	35	45	35	34	32	28	24	10	6	10	3	1	–	–	1	1
1095	11	9	9	11	7	9	11	6	7	–	1	–	–	–	2	–	2	–
1096	4	13	9	4	13	9	3	5	5	1	7	4	–	1	–	–	–	–
1099	54	53	96	54	51	92	42	40	75	9	9	16	3	2	1	–	2	4
1111	14	6	3	3	3	2	3	2	2	–	1	–	–	–	–	11	3	1
1112	15	5	6	14	5	6	13	4	4	1	1	2	–	–	–	1	–	–
1113	102	99	62	102	97	58	87	79	41	14	16	13	1	2	4	–	2	4
1121	9	10	9	9	9	8	4	8	5	5	1	3	–	–	–	–	1	1
1122	203	140	135	203	134	128	150	99	105	51	32	23	2	3	–	–	6	7
1220	–	6	10	–	6	10	–	6	9	–	–	1	–	–	–	–	–	–
1311	9	9	13	9	8	11	7	7	5	2	–	5	–	1	1	–	1	2
1312	–	1	–	–	1	–	–	1	–	–	–	–	–	–	–	–	–	–
1314	–	–	2	–	–	–	–	–	–	–	–	–	–	–	–	–	–	2
1323	86	41	8	86	41	8	69	29	5	17	12	3	–	–	–	–	–	–
1330	14	14	13	14	14	13	11	7	13	3	4	–	–	3	–	–	–	–
1340	14	14	10	14	14	10	9	9	8	5	2	2	–	3	–	–	–	–
1351	2	1	4	2	1	4	1	1	3	1	–	1	–	–	–	–	–	–

Capítulo 20 - Rio de Janeiro

20.1 - Quantidade de acidentes do trabalho, por situação do registro e motivo, segundo a Classificação Nacional de Atividades Econômicas (CNAE), no estado do Rio de Janeiro - 2014/2016

(continuação)

CNAE	QUANTIDADE DE ACIDENTES DO TRABALHO																	
	Total			Com CAT Registrada												Sem CAT Registrada		
				Total			Motivo											
							Típico			Trajeto			Doença do Trabalho					
	2014	2015	2016	2014	2015	2016	2014	2015	2016	2014	2015	2016	2014	2015	2016	2014	2015	2016
1352	3	1	2	3	1	2	2	1	2	1	–	–	–	–	–	–	–	–
1353	7	17	18	7	17	17	7	13	15	–	3	1	–	1	1	–	–	1
1354	4	3	1	4	3	1	4	3	1	–	–	–	–	–	–	–	–	–
1359	28	27	35	28	23	32	21	21	29	5	1	3	2	1	–	–	4	3
1411	310	357	236	310	355	235	262	283	183	47	70	51	1	2	1	–	2	1
1412	93	55	58	93	51	56	63	35	36	23	15	20	7	1	–	–	4	2
1413	8	13	7	8	12	7	6	10	2	2	2	4	–	–	1	–	1	–
1414	7	6	–	6	5	–	4	5	–	2	–	–	–	–	–	1	1	–
1421	2	1	–	2	1	–	1	–	–	1	1	–	–	–	–	–	–	–
1422	6	5	4	6	5	4	1	5	2	3	–	–	2	–	2	–	–	–
1510	–	–	1	–	–	1	–	–	–	–	–	1	–	–	–	–	–	–
1521	12	20	6	11	20	6	7	14	2	3	5	3	1	1	1	1	–	–
1529	–	1	–	–	1	–	–	–	–	–	1	–	–	–	–	–	–	–
1531	5	6	2	4	5	2	4	5	2	–	–	–	–	–	–	1	1	–
1532	1	–	–	–	–	–	–	–	–	–	–	–	–	–	–	1	–	–
1539	–	1	–	–	1	–	–	–	–	–	1	–	–	–	–	–	–	–
1540	–	14	11	–	14	11	–	13	8	–	1	3	–	–	–	–	–	–
1610	3	4	3	3	4	3	1	2	3	2	2	–	–	–	–	–	–	–
1622	14	14	6	14	13	5	13	10	5	–	3	–	1	–	–	–	1	1
1623	4	1	2	4	1	2	3	1	2	–	–	–	1	–	–	–	–	–
1629	4	6	–	4	5	–	4	5	–	–	–	–	–	–	–	–	1	–
1710	–	–	1	–	–	1	–	–	1	–	–	–	–	–	–	–	–	–
1721	38	41	34	37	38	32	34	35	28	2	3	4	1	–	–	1	3	2
1722	–	1	–	–	–	–	–	–	–	–	–	–	–	–	–	–	1	–
1731	8	9	7	7	9	6	7	8	5	–	1	1	–	–	–	1	–	1
1732	1	2	1	1	1	1	1	1	1	–	–	–	–	–	–	–	1	–
1733	25	14	13	24	14	13	23	12	12	1	2	1	–	–	–	1	–	–
1741	41	43	30	35	40	28	31	37	24	2	3	4	2	–	–	6	3	2
1742	11	2	5	11	2	5	9	2	5	2	–	–	–	–	–	–	–	–
1749	25	8	4	24	7	3	21	7	3	3	–	–	–	–	–	1	1	1
1811	17	12	13	7	6	9	6	4	9	1	2	–	–	–	–	10	6	4
1812	218	163	165	209	157	164	156	112	133	44	41	28	9	4	3	9	6	1
1813	13	14	12	13	14	12	10	11	6	3	1	6	–	2	–	–	–	–
1821	4	7	2	4	6	2	2	4	1	2	1	1	–	1	–	–	1	–
1822	6	1	6	6	1	6	5	–	5	1	1	–	–	–	1	–	–	–
1830	–	–	1	–	–	1	–	–	–	–	–	1	–	–	–	–	–	–
1910	1	–	–	–	–	–	–	–	–	–	–	–	–	–	–	1	–	–
1921	554	526	455	551	520	453	354	336	266	174	178	182	23	6	5	3	6	2
1922	45	38	24	45	38	24	35	33	23	8	5	1	2	–	–	–	–	–
1931	17	6	5	16	4	5	15	4	5	1	–	–	–	–	–	1	2	–
1932	2	3	3	2	2	3	1	1	–	1	1	3	–	–	–	–	1	–
2011	1	–	–	1	–	–	1	–	–	–	–	–	–	–	–	–	–	–
2013	–	–	1	–	–	1	–	–	1	–	–	–	–	–	–	–	–	–
2014	6	5	7	6	5	7	5	5	7	1	–	–	–	–	–	–	–	–
2019	37	30	20	37	29	19	33	24	15	4	5	4	–	–	–	–	1	1
2021	17	9	11	16	8	11	14	6	6	2	2	2	–	–	3	1	1	–
2022	1	–	–	1	–	–	–	–	–	1	–	–	–	–	–	–	–	–
2029	8	11	5	7	10	4	6	7	3	1	3	1	–	–	–	1	1	1
2031	8	5	5	8	5	5	8	4	4	–	1	1	–	–	–	–	–	–
2033	3	20	3	3	20	3	3	20	3	–	–	–	–	–	–	–	–	–
2040	5	5	2	1	1	1	1	1	1	–	–	–	–	–	–	4	4	1
2051	6	6	2	6	6	2	4	6	2	2	–	–	–	–	–	–	–	–
2052	22	32	32	22	32	32	16	25	27	6	6	5	–	1	–	–	–	–
2061	4	7	4	4	5	4	1	4	3	3	1	1	–	–	–	–	2	–
2062	22	29	28	22	29	28	18	27	28	3	1	–	1	1	–	–	–	–
2063	143	138	82	143	137	77	119	106	57	23	30	15	1	1	5	–	1	5
2071	34	15	13	34	15	12	24	11	11	8	4	1	2	–	–	–	–	1
2073	4	–	1	4	–	1	3	–	–	1	–	–	–	–	1	–	–	–
2091	6	1	–	1	–	–	1	–	–	–	–	–	–	–	–	5	1	–
2092	33	25	16	33	25	16	30	20	15	3	5	1	–	–	–	–	–	–
2093	28	17	17	28	16	17	26	16	14	2	–	3	–	–	–	–	1	–
2094	3	3	4	3	3	4	3	1	2	–	2	2	–	–	–	–	–	–
2099	42	49	47	42	49	46	34	39	40	7	10	6	1	–	–	–	–	1
2110	7	10	7	7	9	7	5	5	6	2	4	1	–	–	–	–	1	–
2121	137	141	170	135	140	169	85	103	133	41	34	35	9	3	1	2	1	1
2122	15	4	2	15	4	2	13	4	2	2	–	–	–	–	–	–	–	–
2123	3	3	3	3	3	3	1	2	2	2	1	1	–	–	–	–	–	–
2211	211	112	70	208	112	70	192	101	65	14	8	4	2	3	1	3	–	–
2212	14	15	6	14	15	6	13	15	5	1	–	1	–	–	–	–	–	–
2219	106	74	65	52	42	53	52	39	46	–	3	4	–	–	3	54	32	12
2221	95	110	58	95	109	55	62	31	28	4	2	2	29	76	25	–	1	3
2222	150	128	97	148	123	89	112	119	79	14	4	10	22	–	–	2	5	8
2223	5	1	–	5	1	–	3	1	–	2	–	–	–	–	–	–	–	–
2229	265	182	132	265	179	128	229	154	99	32	24	29	4	1	–	–	3	4
2311	29	24	22	28	23	21	25	21	14	2	2	7	1	–	–	1	1	1
2312	114	48	39	114	48	39	99	44	34	14	3	3	1	1	2	–	–	–

Capítulo 20 - Rio de Janeiro

20.1 - Quantidade de acidentes do trabalho, por situação do registro e motivo, segundo a Classificação Nacional de Atividades Econômicas (CNAE), no estado do Rio de Janeiro - 2014/2016

(continuação)

CNAE	QUANTIDADE DE ACIDENTES DO TRABALHO																	
	Total			Com CAT Registrada												Sem CAT Registrada		
				Total			Motivo											
							Típico			Trajeto			Doença do Trabalho					
	2014	2015	2016	2014	2015	2016	2014	2015	2016	2014	2015	2016	2014	2015	2016	2014	2015	2016
2319	8	13	9	8	13	8	8	13	6	–	–	2	–	–	–	–	–	1
2320	40	25	6	36	23	5	16	14	4	1	–	1	19	9	–	4	2	1
2330	109	128	92	109	125	88	91	114	73	18	9	9	–	2	6	–	3	4
2341	8	6	8	8	6	8	6	6	7	2	–	1	–	–	–	–	–	–
2342	34	35	31	34	32	26	30	28	19	4	3	7	–	1	–	–	3	5
2349	3	4	12	3	4	12	2	4	11	1	–	1	–	–	–	–	–	–
2391	12	25	20	12	23	17	9	18	13	2	5	4	1	–	–	–	2	3
2392	–	1	1	–	1	1	–	1	–	–	–	1	–	–	–	–	–	–
2399	55	40	26	55	38	24	46	32	22	9	6	2	–	–	–	–	2	2
2421	63	39	42	63	37	38	57	34	38	6	3	–	–	–	–	–	2	4
2422	172	228	209	172	228	209	141	160	156	26	25	32	5	43	21	–	–	–
2423	185	123	64	185	123	64	162	99	50	15	17	14	8	7	–	–	–	–
2424	7	–	–	7	–	–	6	–	–	1	–	–	–	–	–	–	–	–
2431	47	53	14	47	52	14	45	32	10	2	1	3	–	19	1	–	1	–
2439	31	17	9	31	17	9	30	15	9	1	2	–	–	–	–	–	–	–
2441	7	5	7	7	5	7	5	5	7	1	–	–	1	–	–	–	–	–
2442	–	–	1	–	–	1	–	–	–	–	–	–	–	–	1	–	–	–
2443	7	5	4	7	5	4	5	5	3	2	–	1	–	–	–	–	–	–
2449	18	15	12	18	14	11	17	13	10	1	1	1	–	–	–	–	1	1
2451	23	10	6	23	8	4	20	7	3	3	–	1	–	1	–	–	2	2
2452	21	16	5	17	12	2	17	11	2	–	1	–	–	–	–	4	4	3
2511	176	92	43	142	88	36	129	83	32	12	5	4	1	–	–	34	4	7
2512	38	36	23	38	33	23	32	24	21	5	7	2	1	2	–	–	3	–
2513	79	57	43	79	56	43	67	47	37	12	8	5	–	1	1	–	1	–
2521	5	3	4	5	3	4	1	3	4	3	–	–	1	–	–	–	–	–
2522	14	3	5	8	1	5	7	1	4	1	–	–	–	–	1	6	2	–
2531	2	–	1	2	–	1	1	–	–	–	–	1	1	–	–	–	–	–
2532	16	29	8	16	28	7	16	28	5	–	–	2	–	–	–	–	1	1
2539	62	53	21	62	49	20	47	37	17	10	4	1	5	8	2	–	4	1
2541	1	–	–	1	–	–	–	–	–	1	–	–	–	–	–	–	–	–
2542	57	60	53	57	59	52	47	46	36	7	10	15	3	3	1	–	1	1
2543	3	2	3	3	2	3	2	2	2	1	–	1	–	–	–	–	–	–
2591	88	80	88	88	78	87	78	71	77	7	6	9	3	1	1	–	2	1
2592	23	15	7	23	15	6	22	14	5	1	1	1	–	–	–	–	–	1
2593	4	4	1	4	3	1	4	3	1	–	–	–	–	–	–	–	1	–
2599	111	106	77	111	101	75	103	85	67	7	13	8	1	3	–	–	5	2
2610	4	6	8	4	6	8	3	6	6	1	–	2	–	–	–	–	–	–
2621	3	–	–	3	–	–	1	–	–	2	–	–	–	–	–	–	–	–
2622	1	1	–	1	1	–	1	1	–	–	–	–	–	–	–	–	–	–
2631	5	11	10	5	11	9	1	7	8	4	4	1	–	–	–	–	–	1
2632	–	1	–	–	1	–	–	1	–	–	–	–	–	–	–	–	–	–
2651	10	5	1	10	5	1	5	5	1	5	–	–	–	–	–	–	–	–
2660	–	1	–	–	1	–	–	–	–	–	1	–	–	–	–	–	–	–
2670	2	–	1	2	–	1	2	–	–	–	–	1	–	–	–	–	–	–
2710	2	5	1	2	5	1	2	5	–	–	–	–	–	–	1	–	–	–
2721	–	3	–	–	–	–	–	–	–	–	–	–	–	–	–	–	3	–
2722	–	3	4	–	–	–	–	–	–	–	–	–	–	–	–	–	3	4
2731	7	8	3	5	8	3	4	6	2	1	2	1	–	–	–	2	–	–
2732	2	1	–	2	1	–	2	1	–	–	–	–	–	–	–	–	–	–
2733	30	24	16	30	22	15	22	19	15	7	3	–	1	–	–	–	2	1
2740	4	8	5	4	8	5	3	7	5	1	1	–	–	–	–	–	–	–
2751	3	–	1	–	–	1	–	–	–	–	–	1	–	–	–	3	–	–
2759	8	6	8	8	6	8	6	5	8	2	1	–	–	–	–	–	–	–
2790	6	17	6	6	17	6	5	16	2	1	1	4	–	–	–	–	–	–
2811	3	2	3	–	1	1	–	1	1	–	–	–	–	–	–	3	1	2
2812	26	14	17	26	14	16	23	13	14	3	1	2	–	–	–	–	–	1
2813	23	29	9	22	28	8	21	20	6	1	8	2	–	–	–	1	1	1
2814	1	–	1	1	–	1	–	–	–	1	–	1	–	–	–	–	–	–
2815	4	–	–	4	–	–	3	–	–	1	–	–	–	–	–	–	–	–
2821	7	4	2	7	4	2	7	3	1	–	1	1	–	–	–	–	–	–
2822	36	29	19	31	28	18	26	17	9	5	9	9	–	2	–	5	1	1
2823	6	6	6	6	6	6	5	5	6	1	1	–	–	–	–	–	–	–
2825	–	1	–	–	1	–	–	–	–	–	1	–	–	–	–	–	–	–
2829	32	35	18	32	33	17	28	29	12	4	4	4	–	–	1	–	2	1
2831	2	–	–	–	–	–	–	–	–	–	–	–	–	–	–	2	–	–
2832	1	–	–	1	–	–	1	–	–	–	–	–	–	–	–	–	–	–
2833	2	–	–	–	–	–	–	–	–	–	–	–	–	–	–	2	–	–
2840	5	–	2	5	–	2	3	–	2	2	–	–	–	–	–	–	–	–
2851	70	61	62	70	60	62	43	40	45	27	19	17	–	1	–	–	1	–
2852	2	1	2	2	1	2	2	1	1	–	–	1	–	–	–	–	–	–
2854	34	21	22	34	21	22	33	21	18	–	–	–	1	–	4	–	–	–
2861	3	–	–	3	–	–	2	–	–	1	–	–	–	–	–	–	–	–
2862	4	6	3	4	5	3	3	4	3	–	1	–	1	–	–	–	1	–
2866	1	–	–	1	–	–	–	–	–	1	–	–	–	–	–	–	–	–
2869	29	15	18	29	15	16	15	13	12	6	2	4	8	–	–	–	–	2
2910	96	69	59	86	60	56	67	43	52	6	7	4	13	10	–	10	9	3

Capítulo 20 - Rio de Janeiro

20.1 - Quantidade de acidentes do trabalho, por situação do registro e motivo, segundo a Classificação Nacional de Atividades Econômicas (CNAE), no estado do Rio de Janeiro - 2014/2016

(continuação)

CNAE	QUANTIDADE DE ACIDENTES DO TRABALHO																	
	Total			Com CAT Registrada												Sem CAT Registrada		
				Total			Motivo											
							Típico			Trajeto			Doença do Trabalho					
	2014	2015	2016	2014	2015	2016	2014	2015	2016	2014	2015	2016	2014	2015	2016	2014	2015	2016
2920	39	20	12	39	19	11	36	17	10	–	–	–	3	2	1	–	1	1
2930	114	83	51	114	79	45	102	73	40	6	6	4	6	–	1	–	4	6
2941	5	2	1	5	2	1	3	2	1	2	–	–	–	–	–	–	–	–
2943	7	8	–	7	8	–	7	8	–	–	–	–	–	–	–	–	–	–
2944	16	10	6	16	10	6	15	9	6	1	1	–	–	–	–	–	–	–
2945	6	2	3	6	2	3	6	1	3	–	–	–	–	1	–	–	–	–
2949	86	46	36	86	46	35	74	43	31	4	2	4	8	1	–	–	–	1
2950	4	2	2	4	2	2	2	1	1	2	1	1	–	–	–	–	–	–
3011	886	620	221	886	610	215	791	539	191	60	40	18	35	31	6	–	10	6
3012	4	4	1	4	4	1	3	4	–	1	–	–	–	–	1	–	–	–
3031	14	9	8	14	9	8	11	6	7	3	3	–	–	–	1	–	–	–
3032	2	4	1	2	4	1	–	2	1	2	2	–	–	–	–	–	–	–
3092	3	5	1	3	5	1	2	4	–	1	1	1	–	–	–	–	–	–
3099	4	2	–	4	2	–	4	1	–	–	1	–	–	–	–	–	–	–
3101	44	45	40	44	44	39	34	36	31	10	8	8	–	–	–	–	1	1
3102	13	6	8	13	5	8	10	4	7	2	1	–	1	–	1	–	1	–
3103	12	2	7	12	2	7	11	2	4	1	–	3	–	–	–	–	–	–
3104	17	7	5	17	6	4	12	5	4	4	1	–	1	–	–	–	1	1
3211	2	1	2	2	1	2	1	1	–	1	–	2	–	–	–	–	–	–
3212	2	5	1	2	5	1	2	3	1	–	2	–	–	–	–	–	–	–
3220	2	2	2	2	2	2	1	2	2	1	–	–	–	–	–	–	–	–
3230	14	1	2	2	1	2	2	1	2	–	–	–	–	–	–	12	–	–
3240	–	1	–	–	1	–	–	1	–	–	–	–	–	–	–	–	–	–
3250	89	91	45	89	89	43	58	64	25	19	23	17	12	2	1	–	2	2
3291	25	10	5	3	4	5	2	2	4	–	2	–	1	–	1	22	6	–
3292	3	3	4	3	3	4	3	2	4	–	1	–	–	–	–	–	–	–
3299	34	31	23	34	30	22	24	23	19	10	6	3	–	1	–	–	1	1
3311	25	10	24	25	9	23	24	8	20	1	1	2	–	–	1	–	1	1
3312	7	10	4	7	10	4	5	4	3	2	6	1	–	–	–	–	–	–
3313	13	16	18	13	16	18	12	12	12	1	4	5	–	–	1	–	–	–
3314	209	181	121	209	170	114	165	137	83	38	31	28	6	2	3	–	11	7
3315	4	–	1	4	–	1	4	–	1	–	–	–	–	–	–	–	–	–
3316	111	96	92	111	96	90	95	79	71	15	17	18	1	–	1	–	–	2
3317	147	77	47	147	74	45	124	55	36	15	18	7	8	1	2	–	3	2
3319	4	11	18	4	11	18	3	7	10	1	4	7	–	–	1	–	–	–
3321	45	43	24	45	39	21	35	33	16	9	6	5	1	–	–	–	4	3
3329	5	4	3	5	4	3	3	3	3	1	1	–	1	–	–	–	–	–
3511	106	86	41	70	50	37	55	40	26	15	10	9	–	–	2	36	36	4
3512	10	16	22	10	14	22	8	11	14	2	3	8	–	–	–	–	2	–
3513	26	14	21	26	14	21	12	7	12	12	7	9	2	–	–	–	–	–
3514	108	130	118	108	130	118	70	80	73	38	50	44	–	–	1	–	–	–
3520	8	8	11	8	8	11	4	6	7	4	2	4	–	–	–	–	–	–
3600	239	264	327	239	262	324	175	200	224	36	45	60	28	17	40	–	2	3
3701	21	18	21	21	18	20	19	13	18	2	5	2	–	–	–	–	–	1
3702	7	13	15	7	12	15	6	10	13	1	2	2	–	–	–	–	1	–
3811	334	382	410	334	372	401	281	314	332	53	58	65	–	–	4	–	10	9
3812	21	11	8	21	10	8	18	9	5	3	1	3	–	–	–	–	1	–
3821	947	479	307	947	477	306	769	346	207	161	113	88	17	18	11	–	2	1
3822	35	30	40	35	30	40	31	26	38	4	4	2	–	–	–	–	–	–
3831	9	22	14	9	20	12	6	20	11	3	–	1	–	–	–	–	2	2
3832	2	13	18	2	10	17	2	7	16	–	–	–	–	3	1	–	3	1
3839	10	8	8	10	8	8	9	8	7	1	–	1	–	–	–	–	–	–
3900	–	12	12	–	12	11	–	8	5	–	4	6	–	–	–	–	–	1
4110	478	491	316	478	481	315	432	444	287	41	28	26	5	9	2	–	10	1
4120	996	866	709	995	827	674	845	686	583	141	129	87	9	12	4	1	39	35
4211	281	230	143	277	217	132	243	191	118	32	26	14	2	–	–	4	13	11
4212	409	501	300	409	485	292	330	412	234	60	57	30	19	16	28	–	16	8
4213	45	63	64	45	57	58	32	41	40	12	16	16	1	–	2	–	6	6
4221	1.030	775	540	659	639	485	559	561	409	92	70	69	8	8	7	371	136	55
4222	67	57	42	67	52	41	64	42	31	3	10	10	–	–	–	–	5	1
4223	7	8	4	6	6	3	5	4	3	1	2	–	–	–	–	1	2	1
4291	45	20	6	45	20	5	38	18	5	5	–	–	2	2	–	–	–	1
4292	619	356	138	619	337	123	535	290	96	78	43	27	6	4	–	–	19	15
4299	561	488	303	561	454	279	438	390	238	119	62	40	4	2	1	–	34	24
4311	17	14	10	17	10	9	12	9	7	5	1	2	–	–	–	–	4	1
4312	4	8	3	4	8	3	4	8	2	–	–	1	–	–	–	–	–	–
4313	108	109	62	108	104	61	87	93	52	21	11	9	–	–	–	–	5	1
4319	2	3	1	2	3	1	2	3	1	–	–	–	–	–	–	–	–	–
4321	156	168	157	156	158	151	111	100	109	43	53	41	2	5	1	–	10	6
4322	117	92	110	117	91	104	75	52	72	40	35	32	2	4	–	–	1	6
4329	125	111	119	125	101	101	103	75	78	22	23	23	–	3	–	–	10	18
4330	123	119	106	123	110	99	96	89	79	26	18	19	1	3	1	–	9	7
4391	89	58	27	89	57	24	85	54	21	4	3	1	–	–	2	–	1	3
4399	269	258	229	269	248	218	220	209	176	44	35	37	5	4	5	–	10	11
4511	144	139	111	144	134	108	95	81	70	47	52	38	2	1	–	–	5	3
4512	15	6	1	6	1	1	6	1	1	–	–	–	–	–	–	9	5	–

Capítulo 20 - Rio de Janeiro

20.1 - Quantidade de acidentes do trabalho, por situação do registro e motivo, segundo a Classificação Nacional de Atividades Econômicas (CNAE), no estado do Rio de Janeiro - 2014/2016

(continuação)

CNAE	QUANTIDADE DE ACIDENTES DO TRABALHO																	
	Total			Com CAT Registrada												Sem CAT Registrada		
				Total			Motivo											
							Típico			Trajeto			Doença do Trabalho					
	2014	2015	2016	2014	2015	2016	2014	2015	2016	2014	2015	2016	2014	2015	2016	2014	2015	2016
4520	64	48	61	64	47	59	48	25	43	12	21	16	4	1	–	–	1	2
4530	137	87	92	137	85	90	94	55	60	39	26	28	4	4	2	–	2	2
4541	32	21	19	28	20	13	12	9	4	15	11	9	1	–	–	4	1	6
4542	4	–	1	1	–	1	1	–	1	–	–	–	–	–	–	3	–	–
4543	6	2	2	2	1	2	–	1	1	2	–	1	–	–	–	4	1	–
4612	–	1	–	–	1	–	–	1	–	–	–	–	–	–	–	–	–	–
4614	–	–	1	–	–	1	–	–	–	–	–	–	–	–	1	–	–	–
4616	–	–	1	–	–	1	–	–	1	–	–	–	–	–	–	–	–	–
4617	1	2	3	1	2	3	1	–	1	–	2	2	–	–	–	–	–	–
4618	2	2	2	2	2	2	2	1	1	–	1	1	–	–	–	–	–	–
4619	–	2	1	–	2	1	–	1	1	–	1	–	–	–	–	–	–	–
4621	1	2	2	1	2	2	–	1	–	1	1	2	–	–	–	–	–	–
4623	29	27	17	29	26	15	23	22	14	5	4	1	1	–	–	–	1	2
4631	6	6	9	6	6	9	3	2	7	3	4	2	–	–	–	–	–	–
4632	24	20	17	24	19	16	19	17	14	5	2	2	–	–	–	–	1	1
4633	20	28	27	20	27	27	15	21	16	5	5	8	–	1	3	–	1	–
4634	24	23	26	24	21	26	23	17	21	1	4	5	–	–	–	–	2	–
4635	180	181	181	180	173	165	142	137	120	38	33	42	–	3	3	–	8	16
4636	10	13	23	10	7	18	8	5	13	2	2	4	–	–	1	–	6	5
4637	71	69	56	71	64	52	53	46	35	17	17	15	1	1	2	–	5	4
4639	103	120	128	103	112	123	76	87	96	27	24	26	–	1	1	–	8	5
4641	3	7	5	3	7	5	2	6	5	1	1	–	–	–	–	–	–	–
4642	9	14	13	9	12	13	3	9	4	6	3	9	–	–	–	–	2	–
4643	3	–	–	3	–	–	–	–	–	3	–	–	–	–	–	–	–	–
4644	22	34	50	22	34	47	11	26	35	10	8	11	1	–	1	–	–	3
4645	27	23	24	27	23	24	13	9	16	14	14	7	–	–	1	–	–	–
4646	53	48	40	53	47	39	26	23	17	25	24	19	2	–	3	–	1	1
4647	10	19	14	10	18	13	5	11	9	5	7	4	–	–	–	–	1	1
4649	56	47	41	56	44	38	32	23	21	22	19	16	2	2	1	–	3	3
4651	24	19	24	24	19	24	15	9	9	9	10	14	–	–	1	–	–	–
4652	4	4	10	4	4	10	1	2	8	3	2	2	–	–	–	–	–	–
4661	1	–	–	1	–	–	–	–	–	1	–	–	–	–	–	–	–	–
4662	13	12	6	13	11	6	9	10	5	3	1	1	1	–	–	–	1	–
4663	18	44	11	18	43	10	13	37	9	5	4	1	–	2	–	–	1	1
4664	3	2	3	3	2	3	3	2	1	–	–	2	–	–	–	–	–	–
4665	–	1	2	–	1	2	–	1	2	–	–	–	–	–	–	–	–	–
4669	35	30	18	35	29	17	25	14	12	10	14	5	–	1	–	–	1	1
4671	15	6	7	15	6	6	13	5	5	2	1	1	–	–	–	–	–	1
4672	7	9	11	7	9	11	7	9	8	–	–	3	–	–	–	–	–	–
4673	8	8	15	8	7	15	7	6	14	1	1	1	–	–	–	–	1	–
4674	8	9	6	8	8	5	7	5	4	1	3	1	–	–	–	–	1	1
4679	48	59	38	48	57	37	40	53	32	7	4	4	1	–	1	–	2	1
4681	58	30	36	58	30	36	36	23	23	21	7	12	1	–	1	–	–	–
4682	105	139	87	105	135	87	90	118	78	12	16	8	3	1	1	–	4	–
4683	–	–	1	–	–	1	–	–	–	–	–	1	–	–	–	–	–	–
4684	23	27	22	23	26	22	20	21	17	3	5	5	–	–	–	–	1	–
4685	9	4	19	9	4	19	6	4	15	3	–	4	–	–	–	–	–	–
4686	14	12	9	14	11	9	11	11	7	3	–	1	–	–	1	–	1	–
4687	46	54	26	46	53	25	45	51	18	1	1	6	–	1	1	–	1	1
4689	23	24	19	23	23	19	12	17	13	11	6	6	–	–	–	–	1	–
4691	21	40	49	21	39	47	18	36	44	3	2	3	–	1	–	–	1	2
4692	–	1	–	–	1	–	–	–	–	–	1	–	–	–	–	–	–	–
4693	54	63	52	54	62	49	39	49	34	14	12	15	1	1	–	–	1	3
4711	1.553	1.578	1.840	1.553	1.472	1.741	1.350	1.269	1.514	192	181	212	11	22	15	–	106	99
4712	203	232	193	203	227	186	173	169	142	27	53	41	3	5	3	–	5	7
4713	97	115	89	97	112	87	77	76	67	19	34	19	1	2	1	–	3	2
4721	164	142	111	164	136	109	130	111	71	34	23	35	–	2	3	–	6	2
4722	20	24	16	20	22	16	14	14	12	6	8	4	–	–	–	–	2	–
4723	19	24	21	19	23	20	13	15	13	5	7	7	1	1	–	–	1	1
4724	152	156	135	152	149	133	116	126	107	36	23	25	–	–	1	–	7	2
4729	65	71	69	65	68	66	47	52	44	17	15	22	1	1	–	–	3	3
4731	104	119	119	104	116	116	67	72	74	36	44	40	1	–	2	–	3	3
4732	1	–	–	1	–	–	1	–	–	–	–	–	–	–	–	–	–	–
4741	11	5	9	11	5	9	6	2	4	5	3	5	–	–	–	–	–	–
4742	24	10	10	24	10	9	20	5	6	3	5	3	1	–	–	–	–	1
4743	38	21	17	38	21	16	31	18	11	5	3	5	2	–	–	–	–	1
4744	339	303	320	339	294	308	267	220	246	62	70	57	10	4	5	–	9	12
4751	25	34	29	25	32	27	11	17	13	13	15	13	1	–	1	–	2	2
4752	24	23	25	24	23	24	15	12	13	9	9	11	–	2	–	–	–	1
4753	376	201	185	376	175	176	236	122	126	70	38	47	70	15	3	–	26	9
4754	75	73	63	75	71	63	58	50	37	15	20	26	2	1	–	–	2	–
4755	51	35	29	51	35	29	40	28	19	11	7	10	–	–	–	–	–	–
4756	2	1	–	2	1	–	–	1	–	2	–	–	–	–	–	–	–	–
4757	12	10	12	12	9	11	9	5	4	3	4	7	–	–	–	–	1	1
4759	18	28	13	18	26	11	12	10	6	6	15	5	–	1	–	–	2	2
4761	16	34	29	16	32	28	10	14	16	6	16	12	–	2	–	–	2	1

Capítulo 20 - Rio de Janeiro

20.1 - Quantidade de acidentes do trabalho, por situação do registro e motivo, segundo a Classificação Nacional de Atividades Econômicas (CNAE), no estado do Rio de Janeiro - 2014/2016

(continuação)

CNAE	QUANTIDADE DE ACIDENTES DO TRABALHO																	
	Total			Com CAT Registrada												Sem CAT Registrada		
				Total			Motivo											
							Típico			Trajeto			Doença do Trabalho					
	2014	2015	2016	2014	2015	2016	2014	2015	2016	2014	2015	2016	2014	2015	2016	2014	2015	2016
4763	27	21	24	27	21	23	17	14	17	10	7	6	–	–	–	–	–	1
4771	313	241	242	313	233	237	208	121	138	101	110	98	4	2	1	–	8	5
4772	18	17	25	18	17	25	12	11	14	6	6	11	–	–	–	–	–	–
4773	8	3	11	8	3	11	3	2	7	5	1	4	–	–	–	–	–	–
4774	11	7	8	11	7	8	3	6	2	7	1	6	1	–	–	–	–	–
4781	184	205	187	184	197	182	135	135	122	44	60	54	5	2	6	–	8	5
4782	48	58	66	48	58	64	34	41	41	13	17	21	1	–	2	–	–	2
4783	11	12	10	11	11	10	6	8	7	5	3	3	–	–	–	–	1	–
4784	29	37	30	29	36	28	22	25	21	6	11	7	1	–	–	–	1	2
4785	3	3	2	3	3	2	2	2	2	1	1	–	–	–	–	–	–	–
4789	165	133	126	165	128	123	105	81	79	55	43	43	5	4	1	–	5	3
4911	25	11	13	25	11	13	8	7	9	2	3	4	15	1	–	–	–	–
4912	135	145	151	135	139	150	89	90	89	43	46	60	3	3	1	–	6	1
4921	662	569	539	662	525	480	458	347	295	194	172	176	10	6	9	–	44	59
4922	127	115	86	127	110	74	88	83	58	36	27	15	3	–	1	–	5	12
4923	16	27	12	16	26	11	9	14	5	7	11	6	–	1	–	–	1	1
4924	1	1	2	1	1	2	1	1	1	–	–	1	–	–	–	–	–	–
4929	52	47	49	52	39	44	37	27	27	13	12	17	2	–	–	–	8	5
4930	1.008	940	791	1.008	869	732	803	674	575	194	182	145	11	13	12	–	71	59
4940	137	110	89	137	108	89	109	74	63	25	34	25	3	–	1	–	2	–
4950	–	–	1	–	–	1	–	–	–	–	–	1	–	–	–	–	–	–
5011	57	53	45	57	53	44	53	51	41	4	1	3	–	1	–	–	–	1
5012	16	12	16	16	11	16	16	10	16	–	1	–	–	–	–	–	1	–
5021	10	16	4	10	13	4	10	11	4	–	2	–	–	–	–	–	3	–
5022	2	–	–	2	–	–	2	–	–	–	–	–	–	–	–	–	–	–
5030	380	340	249	378	335	244	367	293	229	7	40	10	4	2	5	2	5	5
5091	37	29	8	37	29	8	29	19	6	8	10	2	–	–	–	–	–	–
5111	109	91	62	89	78	52	64	54	31	25	22	20	–	2	1	20	13	10
5112	37	25	19	32	20	18	22	13	13	10	7	5	–	–	–	5	5	1
5120	5	–	4	1	–	4	–	–	4	1	–	–	–	–	–	4	–	–
5211	107	85	58	102	75	54	77	57	46	25	18	8	–	–	–	5	10	4
5212	162	141	89	107	100	74	100	86	55	7	12	18	–	2	1	55	41	15
5221	68	71	68	64	63	66	44	52	61	19	11	5	1	–	–	4	8	2
5222	13	17	11	12	15	9	11	10	6	1	5	3	–	–	–	1	2	2
5223	35	42	40	34	40	40	21	24	28	12	15	12	1	1	–	1	2	–
5229	67	87	93	66	84	89	52	68	73	14	16	14	–	–	2	1	3	4
5231	94	127	91	93	125	85	76	100	63	17	24	22	–	1	–	1	2	6
5232	60	29	16	51	28	16	42	21	11	9	7	5	–	–	–	9	1	–
5239	31	22	21	31	22	20	25	16	16	5	6	4	1	–	–	–	–	1
5240	106	124	97	106	121	92	76	88	67	28	33	24	2	–	1	–	3	5
5250	93	55	51	93	53	49	53	36	33	39	17	16	1	–	–	–	2	2
5310	2.701	3.284	2.769	2.701	3.283	2.769	2.474	3.086	2.534	209	169	219	18	28	16	–	1	–
5320	85	59	68	85	51	65	51	26	38	34	24	27	–	1	–	–	8	3
5510	319	373	396	319	357	381	244	274	275	72	79	93	3	4	13	–	16	15
5590	5	13	16	5	10	16	2	7	13	1	3	3	2	–	–	–	3	–
5611	731	705	762	731	674	752	556	514	528	157	156	212	18	4	12	–	31	10
5612	6	4	2	6	4	2	4	2	–	2	2	2	–	–	–	–	–	–
5620	671	580	506	671	526	463	530	383	324	134	133	136	7	10	3	–	54	43
5811	6	7	7	6	6	7	5	6	2	1	–	5	–	–	–	–	1	–
5812	6	5	7	6	5	7	4	3	6	2	1	1	–	1	–	–	–	–
5813	–	2	1	–	2	1	–	1	–	–	1	1	–	–	–	–	–	–
5819	–	1	2	–	1	2	–	1	–	–	–	2	–	–	–	–	–	–
5821	13	8	18	13	8	17	9	4	15	4	4	2	–	–	–	–	–	1
5822	7	14	8	7	13	8	4	8	7	2	5	1	1	–	–	–	1	–
5823	–	2	1	–	2	1	–	2	1	–	–	–	–	–	–	–	–	–
5829	11	9	8	11	9	8	8	9	8	3	–	–	–	–	–	–	–	–
5911	4	7	7	3	7	7	2	2	3	–	4	4	1	1	–	1	–	–
5912	–	–	1	–	–	1	–	–	–	–	–	1	–	–	–	–	–	–
5914	21	27	31	21	27	31	20	22	23	1	5	7	–	–	1	–	–	–
5920	2	3	2	2	3	2	–	1	1	2	2	1	–	–	–	–	–	–
6010	4	4	5	3	4	5	2	2	3	–	1	2	1	1	–	1	–	–
6021	184	252	198	183	249	193	143	187	135	39	60	57	1	2	1	1	3	5
6022	7	11	11	7	10	11	2	6	9	5	4	1	–	–	1	–	1	–
6110	61	64	57	61	62	57	37	44	32	21	16	22	3	2	3	–	2	–
6120	57	103	94	57	93	90	19	47	44	32	44	46	6	2	–	–	10	4
6130	–	1	1	–	1	1	–	1	1	–	–	–	–	–	–	–	–	–
6141	7	7	8	7	7	8	6	4	6	1	2	2	–	1	–	–	–	–
6143	2	3	–	2	2	–	1	2	–	1	–	–	–	–	–	–	1	–
6190	56	67	73	56	66	71	32	38	51	22	26	19	2	2	1	–	1	2
6201	165	113	72	57	63	54	13	14	5	41	46	47	3	3	2	108	50	18
6202	4	7	2	4	7	2	–	2	–	4	5	2	–	–	–	–	–	–
6203	8	12	7	8	11	6	3	4	1	5	6	5	–	1	–	–	1	1
6204	75	89	74	75	88	71	16	14	16	59	73	54	–	1	1	–	1	3
6209	55	71	24	55	67	22	13	18	5	41	48	17	1	1	–	–	4	2
6311	13	15	39	5	13	32	3	7	12	1	6	19	1	–	1	8	2	7
6319	1	2	5	1	2	5	–	–	1	1	2	2	–	–	2	–	–	–

Capítulo 20 - Rio de Janeiro

20.1 - Quantidade de acidentes do trabalho, por situação do registro e motivo, segundo a Classificação Nacional de Atividades Econômicas (CNAE), no estado do Rio de Janeiro - 2014/2016

(continuação)

CNAE	QUANTIDADE DE ACIDENTES DO TRABALHO																	
	Total			Com CAT Registrada												Sem CAT Registrada		
				Total			Motivo											
							Típico			Trajeto			Doença do Trabalho					
	2014	2015	2016	2014	2015	2016	2014	2015	2016	2014	2015	2016	2014	2015	2016	2014	2015	2016
6391	1	–	–	1	–	–	1	–	–	–	–	–	–	–	–	–	–	–
6399	2	1	2	2	1	2	1	–	–	1	1	2	–	–	–	–	–	–
6410	1	–	3	1	–	3	1	–	2	–	–	–	–	–	1	–	–	–
6421	6	6	34	6	6	34	–	2	18	1	–	14	5	4	2	–	–	–
6422	1.013	1.213	1.123	1.013	1.004	967	120	123	108	113	124	102	780	757	757	–	209	156
6423	67	61	31	67	58	31	32	35	10	31	15	19	4	8	2	–	3	–
6424	3	7	1	3	7	1	–	2	–	3	3	1	–	2	–	–	–	–
6431	–	2	7	–	2	7	–	–	–	–	1	6	–	1	1	–	–	–
6432	1	–	1	1	–	1	1	–	–	–	–	–	–	–	1	–	–	–
6433	53	33	53	53	32	52	10	5	8	42	27	44	1	–	–	–	1	1
6434	4	3	2	4	2	2	1	1	–	3	1	2	–	–	–	–	1	–
6436	1	1	–	1	1	–	1	–	–	–	–	–	–	1	–	–	–	–
6450	2	4	5	2	4	5	–	1	3	2	3	2	–	–	–	–	–	–
6462	46	40	56	46	38	55	19	18	34	27	20	20	–	–	1	–	2	1
6463	1	8	22	1	8	21	–	4	10	1	4	10	–	–	1	–	–	1
6470	2	5	4	2	5	4	2	5	4	–	–	–	–	–	–	–	–	–
6491	–	–	1	–	–	1	–	–	–	–	–	1	–	–	–	–	–	–
6493	–	5	7	–	4	7	–	2	4	–	2	3	–	–	–	–	1	–
6499	10	17	13	10	17	13	2	3	4	7	14	9	1	–	–	–	–	–
6511	12	21	18	12	21	18	6	3	6	5	18	12	1	–	–	–	–	–
6512	50	25	29	50	25	29	13	6	6	34	19	22	3	–	1	–	–	–
6520	11	12	9	11	12	9	5	2	3	6	9	6	–	1	–	–	–	–
6530	10	4	2	10	4	2	7	4	–	3	–	2	–	–	–	–	–	–
6541	38	31	29	38	31	29	11	6	10	25	25	19	2	–	–	–	–	–
6542	7	3	3	7	3	3	3	1	1	3	2	2	1	–	–	–	–	–
6550	127	123	135	127	119	129	59	52	56	67	65	72	1	2	1	–	4	6
6611	–	1	2	–	–	2	–	–	1	–	–	1	–	–	–	–	1	–
6612	9	10	3	8	10	3	1	4	3	7	6	–	–	–	–	1	–	–
6613	7	2	1	5	2	1	3	1	1	2	1	–	–	–	–	2	–	–
6619	23	17	31	23	17	30	11	7	16	9	7	13	3	3	1	–	–	1
6621	5	3	6	3	–	–	–	–	–	2	–	–	1	–	–	2	3	6
6622	14	10	15	14	10	15	6	4	4	6	6	11	2	–	–	–	–	–
6629	1	3	3	1	3	3	–	–	–	1	3	2	–	–	1	–	–	–
6630	9	6	–	1	1	–	–	–	–	1	1	–	–	–	–	8	5	–
6810	51	50	43	51	50	43	41	45	40	10	5	3	–	–	–	–	–	–
6821	16	17	19	16	17	19	7	8	7	9	6	12	–	3	–	–	–	–
6822	45	69	66	45	67	64	29	40	45	16	27	17	–	–	2	–	2	2
6911	18	39	29	18	38	29	4	13	12	14	24	17	–	1	–	–	1	–
6912	9	4	7	9	4	7	5	1	3	4	3	3	–	–	1	–	–	–
6920	70	72	71	70	71	71	18	19	19	50	50	49	2	2	3	–	1	–
7010	1	1	–	1	1	–	1	1	–	–	–	–	–	–	–	–	–	–
7020	87	112	79	87	106	78	32	36	22	53	68	56	2	2	–	–	6	1
7111	23	12	11	23	12	11	22	9	8	1	3	3	–	–	–	–	–	–
7112	508	417	325	508	388	310	352	267	214	152	117	93	4	4	3	–	29	15
7119	81	56	36	81	55	32	60	34	24	21	20	8	–	1	–	–	1	4
7120	47	47	41	47	46	41	21	22	19	21	24	22	5	–	–	–	1	–
7210	160	145	157	160	144	155	128	105	115	30	38	36	2	1	4	–	1	2
7220	3	1	–	1	1	–	1	1	–	–	–	–	–	–	–	2	–	–
7311	4	13	8	2	9	8	1	2	6	1	6	2	–	1	–	2	4	–
7312	8	4	4	8	4	4	7	3	4	1	1	–	–	–	–	–	–	–
7319	28	33	29	28	32	26	13	17	12	15	14	14	–	1	–	–	1	3
7320	2	1	3	2	1	3	2	–	1	–	1	2	–	–	–	–	–	–
7410	–	3	–	–	3	–	–	2	–	–	1	–	–	–	–	–	–	–
7420	13	7	4	10	4	3	8	2	2	2	1	1	–	1	–	3	3	1
7490	114	120	61	114	115	59	77	89	44	28	25	13	9	1	2	–	5	2
7500	3	2	8	3	2	8	1	–	5	2	1	3	–	1	–	–	–	–
7711	79	79	44	79	74	42	60	48	28	12	22	11	7	4	3	–	5	2
7719	28	15	8	28	13	6	17	10	5	10	3	1	1	–	–	–	2	2
7721	–	1	–	–	1	–	–	1	–	–	–	–	–	–	–	–	–	–
7722	4	6	7	4	6	7	3	4	4	1	2	3	–	–	–	–	–	–
7723	9	7	8	9	7	8	4	7	7	5	–	1	–	–	–	–	–	–
7729	10	7	6	10	7	6	6	7	6	4	–	–	–	–	–	–	–	–
7732	73	79	46	73	78	46	55	53	39	16	25	7	2	–	–	–	1	–
7733	15	20	12	13	16	8	5	4	1	8	11	7	–	1	–	2	4	4
7739	69	91	77	69	86	77	45	66	59	22	20	18	2	–	–	–	5	–
7740	2	2	1	2	2	1	2	1	–	–	1	–	–	–	1	–	–	–
7810	270	272	215	270	251	178	72	65	56	193	182	120	5	4	2	–	21	37
7820	197	228	200	197	207	167	85	86	73	110	116	90	2	5	4	–	21	33
7830	102	133	248	102	123	238	49	43	123	51	77	110	2	3	5	–	10	10
7911	28	18	18	28	17	18	11	6	5	14	10	13	3	1	–	–	1	–
7990	2	1	1	2	1	1	–	–	–	2	1	1	–	–	–	–	–	–
8011	251	253	237	251	228	198	86	74	66	165	151	131	–	3	1	–	25	39
8012	143	158	135	140	127	102	65	77	67	70	42	34	5	8	1	3	31	33
8020	10	9	9	10	9	9	4	6	1	6	3	8	–	–	–	–	–	–
8030	5	10	5	–	–	–	–	–	–	–	–	–	–	–	–	5	10	5
8111	34	42	50	34	34	40	16	6	14	17	28	25	1	–	1	–	8	10

Capítulo 20 - Rio de Janeiro

20.1 - Quantidade de acidentes do trabalho, por situação do registro e motivo, segundo a Classificação Nacional de Atividades Econômicas (CNAE), no estado do Rio de Janeiro - 2014/2016

(conclusão)

CNAE	QUANTIDADE DE ACIDENTES DO TRABALHO																	
	Total			Com CAT Registrada												Sem CAT Registrada		
				Total			Motivo											
							Típico			Trajeto			Doença do Trabalho					
	2014	2015	2016	2014	2015	2016	2014	2015	2016	2014	2015	2016	2014	2015	2016	2014	2015	2016
8112	455	478	466	455	463	451	344	339	331	99	116	116	12	8	4	–	15	15
8121	544	571	404	543	476	321	300	258	145	234	207	167	9	11	9	1	95	83
8122	26	29	27	22	28	25	11	16	14	11	12	11	–	–	–	4	1	2
8129	37	41	51	37	34	42	21	25	26	16	8	16	–	1	–	–	7	9
8130	15	16	22	8	12	22	5	9	18	3	3	4	–	–	–	7	4	–
8211	246	210	228	112	135	169	73	77	103	37	57	60	2	1	6	134	75	59
8219	19	25	13	19	24	12	14	11	7	5	13	5	–	–	–	–	1	1
8220	260	256	220	257	219	192	112	83	65	132	123	118	13	13	9	3	37	28
8230	22	31	31	22	30	29	14	20	19	5	10	9	3	–	1	–	1	2
8291	17	20	16	16	19	15	5	7	5	8	12	9	3	–	1	1	1	1
8292	3	7	4	3	7	3	3	5	3	–	2	–	–	–	–	–	–	1
8299	359	279	206	359	254	183	231	172	105	123	77	76	5	5	2	–	25	23
8411	527	586	549	527	505	489	460	427	391	65	75	93	2	3	5	–	81	60
8412	12	30	75	12	30	75	11	29	69	1	1	4	–	–	2	–	–	–
8413	1	1	–	1	1	–	1	1	–	–	–	–	–	–	–	–	–	–
8422	45	60	36	45	60	36	44	57	36	1	2	–	–	1	–	–	–	–
8423	2	2	–	2	2	–	2	2	–	–	–	–	–	–	–	–	–	–
8424	4	3	5	4	3	5	1	2	5	2	1	–	1	–	–	–	–	–
8430	1	–	1	1	–	1	1	–	–	–	–	1	–	–	–	–	–	–
8511	182	146	118	54	47	71	36	32	49	17	15	20	1	–	2	128	99	47
8512	41	44	50	38	42	50	25	25	37	11	15	12	2	2	1	3	2	–
8513	139	143	164	129	138	160	87	96	102	38	42	54	4	–	4	10	5	4
8520	54	26	37	54	25	37	34	21	26	19	4	11	1	–	–	–	1	–
8531	149	145	154	146	136	146	115	109	114	31	26	32	–	1	–	3	9	8
8532	61	49	52	59	45	50	46	33	34	13	12	16	–	–	–	2	4	2
8533	4	5	1	4	5	1	4	5	1	–	–	–	–	–	–	–	–	–
8541	15	18	19	15	16	18	8	9	11	7	7	7	–	–	–	–	2	1
8542	5	3	2	4	3	2	3	3	2	1	–	–	–	–	–	1	–	–
8550	10	6	17	10	5	16	6	3	11	4	2	5	–	–	–	–	1	1
8591	2	1	2	2	1	–	2	–	–	–	1	–	–	–	–	–	–	2
8592	3	7	6	3	7	6	3	2	3	–	5	3	–	–	–	–	–	–
8593	16	21	16	16	20	16	9	7	6	5	9	9	2	4	1	–	1	–
8599	233	224	210	233	222	210	121	117	113	109	95	95	3	10	2	–	2	–
8610	4.452	4.824	4.916	4.452	4.702	4.815	3.624	3.797	3.915	783	876	853	45	29	47	–	122	101
8621	13	11	11	13	10	11	9	5	8	4	5	3	–	–	–	–	1	–
8622	–	–	1	–	–	1	–	–	1	–	–	–	–	–	–	–	–	–
8630	318	348	404	318	344	399	242	247	257	72	89	133	4	8	9	–	4	5
8640	356	434	465	356	424	460	246	304	310	107	117	150	3	3	–	–	10	5
8650	37	52	17	37	50	17	19	31	5	18	19	12	–	–	–	–	2	–
8660	68	58	81	68	57	80	55	39	65	13	18	14	–	–	1	–	1	1
8690	180	181	126	180	179	122	139	140	94	38	36	27	3	3	1	–	2	4
8711	6	15	13	6	13	13	2	11	8	3	1	5	1	1	–	–	2	–
8712	8	9	9	8	9	8	4	5	3	4	4	5	–	–	–	–	–	1
8720	2	5	15	2	4	15	2	1	12	–	3	3	–	–	–	–	1	–
8730	22	13	18	22	13	17	15	10	17	6	3	–	1	–	–	–	–	1
8800	80	74	82	80	69	72	55	45	51	24	21	20	1	3	1	–	5	10
9001	11	15	16	11	15	15	7	12	14	4	3	1	–	–	–	–	–	1
9002	–	1	–	–	1	–	–	1	–	–	–	–	–	–	–	–	–	–
9003	2	1	3	2	1	3	–	1	3	2	–	–	–	–	–	–	–	–
9101	3	2	4	3	2	4	3	1	2	–	1	2	–	–	–	–	–	–
9102	5	2	1	5	2	1	5	2	1	–	–	–	–	–	–	–	–	–
9103	–	–	1	–	–	1	–	–	1	–	–	–	–	–	–	–	–	–
9200	7	16	9	7	16	9	6	12	7	1	4	2	–	–	–	–	–	–
9311	5	6	2	5	6	2	4	5	1	1	1	1	–	–	–	–	–	–
9312	81	54	80	81	51	80	60	41	57	17	10	22	4	–	1	–	3	–
9313	15	16	27	15	16	27	9	6	14	5	9	12	1	1	1	–	–	–
9319	12	16	46	12	16	42	8	13	31	4	3	10	–	–	1	–	–	4
9321	5	6	8	5	6	8	5	3	6	–	3	1	–	–	1	–	–	–
9329	27	22	21	27	20	21	17	14	16	10	6	5	–	–	–	–	2	–
9411	24	23	19	24	23	19	14	11	9	10	12	9	–	–	1	–	–	–
9412	85	67	59	85	62	49	63	54	36	20	8	13	2	–	–	–	5	10
9420	23	23	19	23	22	18	12	10	3	9	9	12	2	3	3	–	1	1
9430	672	814	831	672	793	814	497	611	612	164	161	193	11	21	9	–	21	17
9491	124	61	63	124	59	63	80	42	48	43	14	15	1	3	–	–	2	–
9492	7	5	1	–	1	–	–	–	–	–	1	–	–	–	–	7	4	1
9493	2	3	5	2	3	5	2	1	4	–	2	1	–	–	–	–	–	–
9499	22	46	65	22	41	65	13	22	49	8	17	13	1	2	3	–	5	–
9511	31	26	22	31	24	19	19	6	12	11	17	6	1	1	1	–	2	3
9512	9	10	4	9	9	4	5	6	3	4	3	1	–	–	–	–	1	–
9521	42	23	20	42	23	19	30	14	14	12	9	5	–	–	–	–	–	1
9529	11	5	8	11	5	7	7	3	2	4	2	5	–	–	–	–	–	1
9601	39	45	28	39	42	26	30	34	21	9	8	4	–	–	1	–	3	2
9602	50	52	42	50	52	41	21	30	23	27	17	16	2	5	2	–	–	1
9603	9	22	25	9	22	21	8	16	17	1	6	4	–	–	–	–	–	4
9609	6	13	6	6	13	6	2	6	5	4	7	1	–	–	–	–	–	–
9700	2	1	3	2	1	3	2	1	2	–	–	1	–	–	–	–	–	–
9900	2	2	2	1	2	2	–	2	1	1	–	1	–	–	–	1	–	–
Ignorado	5488	2694	2628	168	98	98	153	89	81	14	6	14	1	3	3	5.320	2.596	2.530

Fonte: DATAPREV, CAT, SUB.

Nota: Os dados são preliminares, estando sujeitos a correções.

Capítulo 20 - Rio de Janeiro

20.2 - Quantidade de acidentes do trabalho, por situação do registro e motivo, segundo os grupos de idade e sexo, no estado do Rio de Janeiro - 2014/2016

GRUPOS DE IDADE E SEXO	QUANTIDADE DE ACIDENTES DO TRABALHO																	
	Total			Com CAT Registrada												Sem CAT Registrada		
				Total			Motivo											
							Típico			Trajeto			Doença do Trabalho					
	2014	2015	2016	2014	2015	2016	2014	2015	2016	2014	2015	2016	2014	2015	2016	2014	2015	2016
TOTAL	**52.186**	**47.381**	**41.859**	**45.462**	**42.210**	**37.402**	**34.306**	**31.612**	**27.463**	**9.394**	**9.032**	**8.582**	**1.762**	**1.566**	**1.357**	**6.724**	**5.171**	**4.457**
Masculino	**35.055**	**30.866**	**26.100**	**30.618**	**27.551**	**23.239**	**24.422**	**22.006**	**18.172**	**5.226**	**4.711**	**4.384**	**970**	**834**	**683**	**4.437**	**3.315**	**2.861**
Feminino	**17.129**	**16.515**	**15.755**	**14.842**	**14.659**	**14.159**	**9.883**	**9.606**	**9.287**	**4.167**	**4.321**	**4.198**	**792**	**732**	**674**	**2.287**	**1.856**	**1.596**
Ignorado	**2**	**–**	**4**	**2**	**–**	**4**	**1**	**–**	**4**	**1**	**–**	**–**	**–**	**–**	**–**	**–**	**–**	**–**
Até 19 anos	811	621	423	761	581	393	586	440	301	171	139	91	4	2	1	50	40	30
Masculino	525	395	259	488	363	236	392	297	195	94	66	41	2	–	–	37	32	23
Feminino	286	226	164	273	218	157	194	143	106	77	73	50	2	2	1	13	8	7
Ignorado	–	–	–	–	–	–	–	–	–	–	–	–	–	–	–	–	–	–
20 a 24 anos	5.691	4.937	4.057	5.200	4.591	3.775	4.153	3.572	2.883	1.000	976	861	47	43	31	491	346	282
Masculino	3.939	3.289	2.635	3.598	3.062	2.446	2.989	2.482	1.967	581	560	464	28	20	15	341	227	189
Feminino	1.752	1.648	1.421	1.602	1.529	1.328	1.164	1.090	915	419	416	397	19	23	16	150	119	93
Ignorado	–	–	1	–	–	1	–	–	1	–	–	–	–	–	–	–	–	–
25 a 29 anos	7.940	7.085	6.083	7.193	6.562	5.590	5.456	4.989	4.151	1.555	1.438	1.337	182	135	102	747	523	493
Masculino	5.313	4.704	3.822	4.821	4.332	3.496	3.834	3.485	2.764	893	794	697	94	53	35	492	372	326
Feminino	2.627	2.381	2.260	2.372	2.230	2.093	1.622	1.504	1.386	662	644	640	88	82	67	255	151	167
Ignorado	–	–	1	–	–	1	–	–	1	–	–	–	–	–	–	–	–	–
30 a 34 anos	9.112	8.038	6.995	8.108	7.350	6.380	6.110	5.487	4.620	1.718	1.653	1.561	280	210	199	1.004	688	615
Masculino	6.050	5.179	4.251	5.427	4.742	3.861	4.280	3.762	2.975	1.000	888	798	147	92	88	623	437	390
Feminino	3.061	2.859	2.744	2.680	2.608	2.519	1.830	1.725	1.645	717	765	763	133	118	111	381	251	225
Ignorado	1	–	–	1	–	–	–	–	–	1	–	–	–	–	–	–	–	–
35 a 39 anos	7.893	7.346	6.618	6.881	6.535	5.934	5.164	4.952	4.382	1.437	1.335	1.328	280	248	224	1.012	811	684
Masculino	5.244	4.776	4.109	4.589	4.261	3.652	3.647	3.433	2.865	808	715	697	134	113	90	655	515	457
Feminino	2.649	2.570	2.508	2.292	2.274	2.281	1.517	1.519	1.516	629	620	631	146	135	134	357	296	227
Ignorado	–	–	1	–	–	1	–	–	1	–	–	–	–	–	–	–	–	–
40 a 44 anos	6.410	5.705	5.158	5.433	5.009	4.568	4.121	3.765	3.378	1.045	1.016	989	267	228	201	977	696	590
Masculino	4.248	3.637	3.120	3.594	3.197	2.744	2.896	2.581	2.139	554	492	512	144	124	93	654	440	376
Feminino	2.162	2.068	2.038	1.839	1.812	1.824	1.225	1.184	1.239	491	524	477	123	104	108	323	256	214
Ignorado	–	–	–	–	–	–	–	–	–	–	–	–	–	–	–	–	–	–
45 a 49 anos	5.515	4.907	4.519	4.605	4.179	3.882	3.370	3.048	2.810	937	839	826	298	292	246	910	728	637
Masculino	3.625	3.098	2.763	3.045	2.656	2.393	2.390	2.087	1.842	497	405	421	158	164	130	580	442	370
Feminino	1.889	1.809	1.756	1.559	1.523	1.489	979	961	968	440	434	405	140	128	116	330	286	267
Ignorado	1	–	–	1	–	–	1	–	–	–	–	–	–	–	–	–	–	–
50 a 54 anos	4.469	4.375	3.967	3.684	3.718	3.376	2.706	2.692	2.422	731	775	718	247	251	236	785	657	591
Masculino	3.003	2.748	2.478	2.473	2.365	2.107	1.960	1.875	1.632	365	347	331	148	143	144	530	383	371
Feminino	1.466	1.627	1.488	1.211	1.353	1.268	746	817	789	366	428	387	99	108	92	255	274	220
Ignorado	–	–	1	–	–	1	–	–	1	–	–	–	–	–	–	–	–	–
55 a 59 anos	2.842	2.775	2.535	2.315	2.309	2.155	1.700	1.658	1.544	501	532	528	114	119	83	527	466	380
Masculino	1.984	1.867	1.604	1.623	1.574	1.362	1.285	1.218	1.051	262	263	249	76	93	62	361	293	242
Feminino	858	908	931	692	735	793	415	440	493	239	269	279	38	26	21	166	173	138
Ignorado	–	–	–	–	–	–	–	–	–	–	–	–	–	–	–	–	–	–
60 a 64 anos	1.141	1.194	1.143	950	1.008	1.005	708	749	741	208	227	242	34	32	22	191	186	138
Masculino	857	885	812	714	736	704	569	590	566	114	120	121	31	26	17	143	149	108
Feminino	284	309	331	236	272	301	139	159	175	94	107	121	3	6	5	48	37	30
Ignorado	–	–	–	–	–	–	–	–	–	–	–	–	–	–	–	–	–	–
65 a 69 anos	263	286	268	234	260	253	171	189	176	56	65	69	7	6	8	29	26	15
Masculino	195	213	181	174	191	174	132	148	133	36	37	34	6	6	7	21	22	7
Feminino	68	73	87	60	69	79	39	41	43	20	28	35	1	–	1	8	4	8
Ignorado	–	–	–	–	–	–	–	–	–	–	–	–	–	–	–	–	–	–
70 anos e mais	92	109	93	91	105	91	54	68	55	35	37	32	2	–	4	1	4	2
Masculino	67	74	66	67	71	64	43	47	43	22	24	19	2	–	2	–	3	2
Feminino	25	35	27	24	34	27	11	21	12	13	13	13	–	–	2	1	1	–
Ignorado	–	–	–	–	–	–	–	–	–	–	–	–	–	–	–	–	–	–
Ignorada	7	3	–	7	3	–	7	3	–	–	–	–	–	–	–	–	–	–
Masculino	5	1	–	5	1	–	5	1	–	–	–	–	–	–	–	–	–	–
Feminino	2	2	–	2	2	–	2	2	–	–	–	–	–	–	–	–	–	–
Ignorado	–	–	–	–	–	–	–	–	–	–	–	–	–	–	–	–	–	–

Fonte: DATAPREV, CAT, SUB.
Nota: Os dados são preliminares, estando sujeitos a correções.

Capítulo 20 - Rio de Janeiro

20.3 - Quantidade mensal de acidentes do trabalho, por situação do registro e motivo, no estado do Rio de Janeiro - 2014/2016

MESES	QUANTIDADE DE ACIDENTES DO TRABALHO																	
	Total			Com CAT Registrada												Sem CAT Registrada		
				Total			Motivo											
							Típico			Trajeto			Doença do Trabalho					
	2014	2015	2016	2014	2015	2016	2014	2015	2016	2014	2015	2016	2014	2015	2016	2014	2015	2016
TOTAL	**52.186**	**47.381**	**41.859**	**45.462**	**42.210**	**37.402**	**34.306**	**31.612**	**27.463**	**9.394**	**9.032**	**8.582**	**1.762**	**1.566**	**1.357**	**6.724**	**5.171**	**4.457**
Janeiro	4.595	4.170	3.526	3.911	3.671	3.127	2.993	2.732	2.385	764	802	644	154	137	98	684	499	399
Fevereiro	4.278	3.705	3.508	3.630	3.236	3.108	2.781	2.435	2.296	727	665	682	122	136	130	648	469	400
Março	4.094	4.415	3.790	3.542	3.979	3.348	2.641	3.007	2.515	782	820	731	119	152	102	552	436	442
Abril	4.121	3.652	3.701	3.596	3.268	3.320	2.667	2.441	2.385	770	709	803	159	118	132	525	384	381
Maio	4.692	3.964	3.561	4.108	3.558	3.180	3.117	2.658	2.317	829	754	742	162	146	121	584	406	381
Junho	3.796	3.995	3.757	3.328	3.509	3.320	2.541	2.618	2.370	679	764	807	108	127	143	468	486	437
Julho	4.520	4.522	3.626	3.885	4.004	3.271	2.950	3.010	2.364	774	857	798	161	137	109	635	518	355
Agosto	4.448	4.218	3.448	3.862	3.727	3.051	2.915	2.747	2.224	800	839	690	147	141	137	586	491	397
Setembro	4.694	3.947	3.345	4.100	3.557	2.961	3.080	2.629	2.226	862	806	654	158	122	81	594	390	384
Outubro	4.752	3.799	3.218	4.190	3.368	2.915	3.144	2.556	2.118	871	712	702	175	100	95	562	431	303
Novembro	4.116	3.445	3.127	3.656	3.096	2.839	2.677	2.323	2.043	822	647	681	157	126	115	460	349	288
Dezembro	4.080	3.549	3.252	3.654	3.237	2.962	2.800	2.456	2.220	714	657	648	140	124	94	426	312	290

Fonte: DATAPREV, CAT, SUB.
Nota: Os dados são preliminares, estando sujeitos a correções.

DISTRIBUIÇÃO DE ACIDENTES DO TRABALHO, POR MOTIVO, NO ESTADO DO RIO DE JANEIRO - 2016

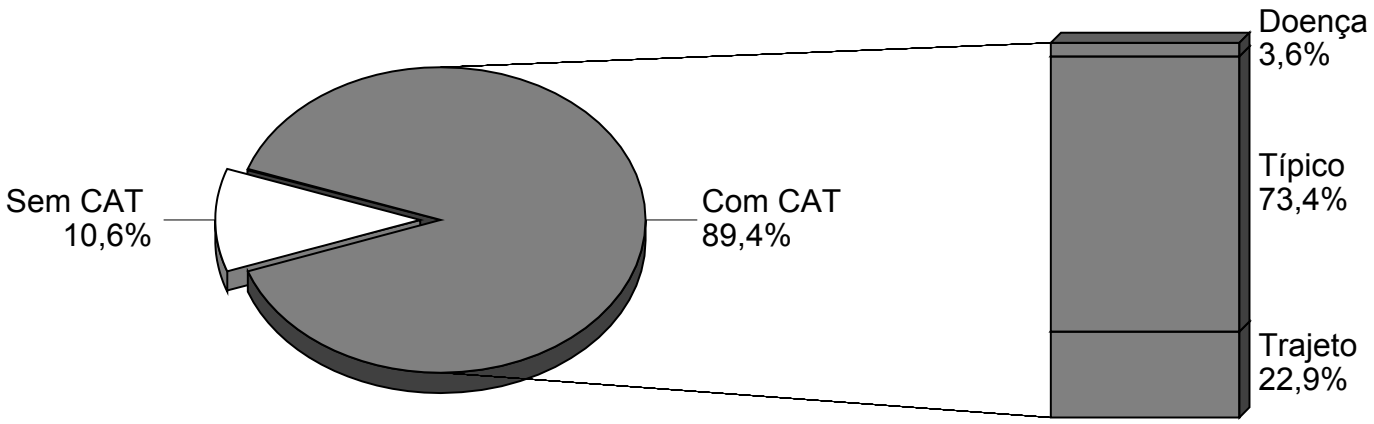

Fonte: DATAPREV, CAT, SUB.

Capítulo 21 - São Paulo

21.1 - Quantidade de acidentes do trabalho, por situação do registro e motivo, segundo a Classificação Nacional de Atividades Econômicas (CNAE), no estado de São Paulo - 2014/2016

(continua)

CNAE	QUANTIDADE DE ACIDENTES DO TRABALHO																	
	Total			Com CAT Registrada												Sem CAT Registrada		
				Total			Motivo											
							Típico			Trajeto			Doença do Trabalho					
	2014	2015	2016	2014	2015	2016	2014	2015	2016	2014	2015	2016	2014	2015	2016	2014	2015	2016
TOTAL	**241.829**	**210.980**	**198.354**	**209.226**	**185.496**	**175.589**	**157.683**	**138.757**	**129.273**	**45.342**	**41.251**	**42.112**	**6.201**	**5.488**	**4.204**	**32.603**	**25.484**	**22.765**
0111	391	110	80	68	64	58	60	58	55	6	6	3	2	–	–	323	46	22
0112	108	34	18	3	7	3	3	7	3	–	–	–	–	–	–	105	27	15
0113	1.431	1.275	1.244	1.426	1.254	1.209	1.302	1.180	1.144	121	70	65	3	4	–	5	21	35
0114	1	–	1	–	–	1	–	–	1	–	–	–	–	–	–	1	–	–
0115	36	34	31	36	34	31	34	32	26	2	2	5	–	–	–	–	–	–
0116	30	23	10	30	23	10	26	20	10	4	3	–	–	–	–	–	–	–
0119	79	56	63	79	55	62	61	48	55	18	6	6	–	1	1	–	1	1
0121	230	121	113	71	52	71	61	44	59	9	8	11	1	–	1	159	69	42
0122	77	60	53	77	59	51	65	52	44	11	7	7	1	–	–	–	1	2
0131	873	890	733	873	861	712	845	801	680	25	57	31	3	3	1	–	29	21
0132	35	67	61	35	67	61	33	59	57	2	8	3	–	–	1	–	–	–
0133	56	48	62	56	48	61	48	44	53	8	4	8	–	–	–	–	–	1
0134	131	71	99	115	63	96	110	57	84	4	6	11	1	–	1	16	8	3
0139	186	64	53	34	31	37	29	27	26	5	2	11	–	2	–	152	33	16
0141	100	163	164	100	163	164	97	153	158	3	9	5	–	1	1	–	–	–
0142	34	34	28	33	33	28	23	28	26	9	5	2	1	–	–	1	1	–
0151	359	247	265	359	240	264	339	214	243	19	21	20	1	5	1	–	7	1
0152	20	24	12	20	24	12	18	22	12	1	2	–	1	–	–	–	–	–
0153	4	2	5	4	2	5	3	2	2	–	–	2	1	–	1	–	–	–
0154	14	22	14	14	22	14	14	20	14	–	2	–	–	–	–	–	–	–
0155	354	243	276	354	237	271	324	215	245	26	22	24	4	–	2	–	6	5
0159	19	8	12	19	8	11	9	5	7	10	2	4	–	1	–	–	–	1
0161	368	474	386	368	468	378	338	427	355	27	38	22	3	3	1	–	6	8
0162	37	66	35	37	66	35	33	62	29	4	4	6	–	–	–	–	–	–
0163	8	9	16	8	9	16	4	7	11	3	2	5	1	–	–	–	–	–
0210	187	173	173	187	169	165	169	147	149	18	21	14	–	1	2	–	4	8
0220	17	13	13	17	13	12	16	13	11	1	–	1	–	–	–	–	–	1
0230	40	19	64	40	19	60	38	18	54	2	–	6	–	1	–	–	–	4
0311	5	3	–	5	3	–	5	3	–	–	–	–	–	–	–	–	–	–
0312	6	1	–	–	–	–	–	–	–	–	–	–	–	–	–	6	1	–
0321	6	2	–	5	2	–	5	2	–	–	–	–	–	–	–	1	–	–
0322	50	27	29	50	25	28	48	23	24	2	2	4	–	–	–	–	2	1
0600	13	21	26	13	21	25	9	13	6	4	8	19	–	–	–	–	–	1
0710	–	1	3	–	1	3	–	1	3	–	–	–	–	–	–	–	–	–
0722	–	–	1	–	–	1	–	–	1	–	–	–	–	–	–	–	–	–
0724	5	1	2	3	1	2	1	1	2	2	–	–	–	–	–	2	–	–
0725	1	–	3	1	–	3	1	–	2	–	–	1	–	–	–	–	–	–
0729	10	7	12	10	7	9	9	5	8	–	–	1	1	2	–	–	–	3
0810	394	312	273	394	303	263	333	261	223	51	33	38	10	9	2	–	9	10
0891	9	6	7	9	6	7	7	5	5	2	1	2	–	–	–	–	–	–
0892	2	4	1	2	4	1	–	1	–	2	3	1	–	–	–	–	–	–
0893	–	2	1	–	2	1	–	2	1	–	–	–	–	–	–	–	–	–
0899	28	32	39	28	30	37	23	26	27	4	3	4	1	1	6	–	2	2
0910	130	42	54	130	42	50	108	39	44	18	3	2	4	–	4	–	–	4
0990	1	–	3	1	–	3	1	–	2	–	–	1	–	–	–	–	–	–
1011	759	761	707	759	732	674	693	687	592	54	37	69	12	8	13	–	29	33
1012	1.039	841	793	844	710	711	717	555	585	61	84	94	66	71	32	195	131	82
1013	745	821	849	745	796	818	661	694	716	73	73	80	11	29	22	–	25	31
1020	35	62	88	35	55	76	31	46	62	4	8	14	–	1	–	–	7	12
1031	83	69	107	81	61	95	55	52	77	25	8	18	1	1	–	2	8	12
1032	68	53	38	68	50	37	56	45	27	11	5	9	1	–	1	–	3	1
1033	259	265	193	259	260	191	206	210	138	52	47	53	1	3	–	–	5	2
1041	80	82	58	80	78	57	62	55	47	18	23	9	–	–	1	–	4	1
1042	60	70	74	60	69	74	49	53	60	11	14	14	–	2	–	–	1	–
1043	20	18	25	20	17	24	15	15	15	5	2	9	–	–	–	–	1	1
1051	60	74	87	60	70	82	52	59	61	8	10	21	–	1	–	–	4	5
1052	264	328	328	264	319	318	203	259	248	58	59	69	3	1	1	–	9	10
1053	102	89	109	102	89	109	81	72	81	19	15	27	2	2	1	–	–	–
1061	26	31	37	26	29	35	20	20	23	5	9	12	1	–	–	–	2	2
1062	130	130	75	130	123	74	108	96	57	11	21	15	11	6	2	–	7	1
1063	16	14	16	16	13	14	13	11	13	3	2	1	–	–	–	–	1	2
1064	18	30	24	18	29	20	16	21	16	2	7	3	–	1	1	–	1	4
1065	37	47	46	37	46	45	32	36	37	4	8	8	1	2	–	–	1	1
1066	291	311	345	291	298	321	242	262	276	44	32	41	5	4	4	–	13	24
1069	106	64	71	106	60	60	82	51	51	23	8	9	1	1	–	–	4	11
1071	3.994	3.354	3.052	3.994	3.272	2.976	3.771	3.122	2.806	210	142	159	13	8	11	–	82	76
1072	26	23	21	26	22	20	23	22	19	3	–	1	–	–	–	–	1	1
1081	59	58	53	59	56	52	40	42	33	18	14	19	1	–	–	–	2	1
1082	21	12	15	21	11	15	15	9	13	6	2	2	–	–	–	–	1	–
1091	764	790	785	764	752	754	601	575	570	142	166	168	21	11	16	–	38	31
1092	323	336	293	323	323	280	241	224	222	49	64	49	33	35	9	–	13	13
1093	428	337	366	428	316	348	328	264	266	72	48	68	28	4	14	–	21	18
1094	348	384	303	348	374	283	283	317	232	58	50	46	7	7	5	–	10	20
1095	102	93	87	102	91	85	75	64	67	26	26	18	1	1	–	–	2	2
1096	28	30	30	28	29	30	18	24	19	9	4	11	1	1	–	–	1	–
1099	712	692	658	712	669	619	570	535	494	132	125	121	10	9	4	–	23	39
1111	163	84	93	116	70	83	101	60	71	15	9	12	–	1	–	47	14	10
1112	39	12	26	26	11	26	25	11	25	1	–	1	–	–	–	13	1	–
1113	233	185	212	230	175	203	187	141	169	31	24	34	12	10	–	3	10	9
1121	78	84	62	78	79	60	64	59	48	13	18	9	1	2	3	–	5	2

Capítulo 21 - São Paulo

21.1 - Quantidade de acidentes do trabalho, por situação do registro e motivo, segundo a Classificação Nacional de Atividades Econômicas (CNAE), no estado de São Paulo - 2014/2016

(continuação)

CNAE	QUANTIDADE DE ACIDENTES DO TRABALHO																	
	Total			Com CAT Registrada												Sem CAT Registrada		
				Total			Motivo											
							Típico			Trajeto			Doença do Trabalho					
	2014	2015	2016	2014	2015	2016	2014	2015	2016	2014	2015	2016	2014	2015	2016	2014	2015	2016
1122	326	268	204	326	257	193	268	203	152	57	53	39	1	1	2	–	11	11
1210	1	–	1	1	–	1	–	–	1	1	–	–	–	–	–	–	–	–
1220	12	10	7	5	8	6	4	6	4	1	2	2	–	–	–	7	2	1
1311	196	144	133	196	142	130	165	124	110	30	18	19	1	–	1	–	2	3
1312	21	14	12	21	13	11	18	12	9	1	1	2	2	–	–	–	1	1
1313	155	125	93	155	119	90	129	101	71	18	17	19	8	1	–	–	6	3
1314	48	31	29	48	30	29	35	26	25	13	4	4	–	–	–	–	1	–
1321	222	237	226	222	233	218	188	186	167	34	44	50	–	3	1	–	4	8
1322	17	17	6	17	17	6	14	12	6	3	5	–	–	–	–	–	–	–
1323	401	285	236	401	277	232	329	218	185	67	58	47	5	1	–	–	8	4
1330	127	73	82	127	72	81	103	54	63	23	17	18	1	1	–	–	1	1
1340	334	239	196	334	221	192	278	184	149	54	31	40	2	6	3	–	18	4
1351	265	253	203	265	238	195	201	174	142	55	58	50	9	6	3	–	15	8
1352	75	38	55	75	36	55	59	27	44	12	8	11	4	1	–	–	2	–
1353	42	43	37	42	42	35	37	35	29	5	4	6	–	3	–	–	1	2
1354	205	167	209	205	155	199	160	132	172	39	22	26	6	1	1	–	12	10
1359	397	344	334	397	333	322	319	260	252	70	68	62	8	5	8	–	11	12
1411	137	115	118	137	105	106	81	70	61	50	29	42	6	6	3	–	10	12
1412	973	686	739	973	640	697	607	406	410	326	212	267	40	22	20	–	46	42
1413	72	57	41	72	56	38	54	46	27	15	10	10	3	–	1	–	1	3
1414	61	42	19	58	41	17	47	33	9	11	8	8	–	–	–	3	1	2
1421	87	115	105	87	115	105	66	82	71	21	33	34	–	–	–	–	–	–
1422	7	3	6	6	3	6	–	2	2	6	1	4	–	–	–	1	–	–
1510	210	247	284	210	235	261	184	187	204	26	47	40	–	1	17	–	12	23
1521	50	39	32	35	34	24	28	27	18	6	6	4	1	1	2	15	5	8
1529	52	54	98	52	51	93	42	46	77	9	4	14	1	1	2	–	3	5
1531	205	135	190	204	116	164	117	61	89	81	53	73	6	2	2	1	19	26
1532	45	24	12	44	24	10	25	16	6	18	8	4	1	–	–	1	–	2
1533	132	96	87	132	94	82	86	60	44	45	34	37	1	–	1	–	2	5
1539	62	48	38	62	46	38	32	24	24	30	22	14	–	–	–	–	2	–
1540	64	65	71	64	63	67	49	53	47	15	10	20	–	–	–	–	2	4
1610	279	314	250	220	275	236	210	256	225	10	17	11	–	2	–	59	39	14
1621	142	125	86	142	118	85	124	109	74	14	7	10	4	2	1	–	7	1
1622	140	92	63	140	91	60	124	79	53	14	12	4	2	–	3	–	1	3
1623	345	343	265	345	323	249	323	302	226	21	19	23	1	2	–	–	20	16
1629	232	195	181	232	189	172	202	166	152	29	22	17	1	1	3	–	6	9
1710	127	120	91	127	114	88	121	108	81	6	6	6	–	–	1	–	6	3
1721	402	337	350	399	327	336	357	284	300	40	42	35	2	1	1	3	10	14
1722	36	44	41	36	42	40	33	36	38	3	6	2	–	–	–	–	2	1
1731	182	210	178	174	195	172	147	160	140	27	31	32	–	4	–	8	15	6
1732	99	68	89	99	65	83	85	49	60	13	14	22	1	2	1	–	3	6
1733	541	538	489	541	499	448	459	424	384	77	71	59	5	4	5	–	39	41
1741	192	156	121	178	145	108	152	124	94	25	19	14	1	2	–	14	11	13
1742	279	261	213	279	254	208	247	225	185	29	25	23	3	4	–	–	7	5
1749	214	211	183	206	201	173	169	169	147	33	32	24	4	–	2	8	10	10
1811	277	237	180	261	218	172	209	170	140	43	42	29	9	6	3	16	19	8
1812	153	140	100	80	98	80	45	62	47	30	33	33	5	3	–	73	42	20
1813	318	274	274	317	261	266	248	201	196	63	53	66	6	7	4	1	13	8
1821	98	74	90	94	72	87	65	47	59	29	23	24	–	2	4	4	2	3
1822	66	56	47	66	54	45	46	40	36	18	11	9	2	3	–	–	2	2
1830	1	3	3	1	3	3	–	3	2	–	–	1	1	–	–	–	–	–
1910	22	11	12	–	–	–	–	–	–	–	–	–	–	–	–	22	11	12
1921	132	90	72	130	90	70	108	66	50	22	23	19	–	1	1	2	–	2
1922	59	69	58	59	67	58	51	58	42	8	9	15	–	–	1	–	2	–
1931	1.656	1.616	1.453	1.640	1.556	1.392	1.536	1.441	1.293	103	114	97	1	1	2	16	60	61
1932	8	9	3	5	9	3	3	8	3	2	1	–	–	–	–	3	–	–
2011	17	14	15	17	14	15	13	13	13	3	1	2	1	–	–	–	–	–
2012	12	18	15	12	18	15	10	13	12	1	5	3	1	–	–	–	–	–
2013	220	209	185	220	205	182	191	173	152	29	29	29	–	3	1	–	4	3
2014	24	24	34	24	24	33	15	18	24	7	5	8	2	1	1	–	–	1
2019	79	84	77	79	84	71	64	74	59	15	8	9	–	2	3	–	–	6
2021	64	42	15	59	40	15	49	33	11	9	6	3	1	1	1	5	2	–
2022	20	12	26	16	11	24	15	10	19	1	1	5	–	–	–	4	1	2
2029	248	265	233	246	255	229	210	228	195	33	24	32	3	3	2	2	10	4
2031	95	93	62	88	83	54	80	68	43	7	14	8	1	1	3	7	10	8
2032	50	46	35	50	45	35	41	32	22	7	13	13	2	–	–	–	1	–
2033	4	5	3	4	5	3	4	5	1	–	–	2	–	–	–	–	–	–
2040	150	117	90	127	106	87	105	92	78	18	13	8	4	1	1	23	11	3
2051	45	30	63	45	29	63	40	23	46	4	6	14	1	–	3	–	1	–
2052	7	3	3	7	3	3	7	2	3	–	1	–	–	–	–	–	–	–
2061	219	166	178	219	159	168	174	115	131	43	43	36	2	1	1	–	7	10
2062	233	204	191	233	203	188	196	188	150	34	13	38	3	2	–	–	1	3
2063	471	434	421	471	416	391	352	292	285	90	98	79	29	26	27	–	18	30
2071	269	255	226	269	246	216	214	165	153	42	69	53	13	12	10	–	9	10
2072	19	22	18	19	22	18	17	14	14	2	7	3	–	1	1	–	–	–
2073	56	28	34	56	28	32	42	26	26	4	2	4	10	–	2	–	–	2
2091	115	105	74	90	89	67	71	79	56	17	10	10	2	–	1	25	16	7
2092	53	60	65	53	60	65	40	44	56	13	14	9	–	2	–	–	–	–
2093	123	119	114	123	118	112	86	90	89	32	26	23	5	2	–	–	1	2
2094	1	4	6	1	2	6	–	1	4	1	1	2	–	–	–	–	2	–
2099	486	449	404	486	440	393	392	338	322	73	79	63	21	23	8	–	9	11
2110	76	71	79	76	69	78	53	51	60	23	15	15	–	3	3	–	2	1
2121	579	662	596	573	641	577	406	471	396	135	158	168	32	12	13	6	21	19

Capítulo 21 - São Paulo

21.1 - Quantidade de acidentes do trabalho, por situação do registro e motivo, segundo a Classificação Nacional de Atividades Econômicas (CNAE), no estado de São Paulo - 2014/2016

(continuação)

CNAE	QUANTIDADE DE ACIDENTES DO TRABALHO																	
	Total			Com CAT Registrada												Sem CAT Registrada		
				Total			Motivo											
							Típico			Trajeto			Doença do Trabalho					
	2014	2015	2016	2014	2015	2016	2014	2015	2016	2014	2015	2016	2014	2015	2016	2014	2015	2016
2122	102	85	98	97	81	93	84	66	66	10	14	25	3	1	2	5	4	5
2123	2	1	2	2	1	2	1	1	1	–	–	1	1	–	–	–	–	–
2211	462	378	295	454	373	278	343	278	200	50	47	35	61	48	43	8	5	17
2212	119	94	94	116	88	91	92	66	72	17	19	19	7	3	–	3	6	3
2219	689	572	484	639	522	446	519	421	357	88	83	85	32	18	4	50	50	38
2221	288	246	229	286	238	220	257	196	191	26	36	25	3	6	4	2	8	9
2222	1.571	1.450	1.392	1.554	1.382	1.320	1.314	1.118	1.075	219	222	229	21	42	16	17	68	72
2223	277	249	195	277	248	191	226	196	140	38	23	28	13	29	23	–	1	4
2229	2.523	1.975	1.732	2.521	1.893	1.645	2.080	1.533	1.329	372	302	269	69	58	47	2	82	87
2311	433	380	331	409	357	312	351	300	272	44	41	30	14	16	10	24	23	19
2312	76	95	149	76	88	137	60	73	121	9	12	13	7	3	3	–	7	12
2319	216	245	197	216	239	188	171	206	154	42	28	33	3	5	1	–	6	9
2320	57	30	31	51	25	27	28	19	22	23	6	4	–	–	1	6	5	4
2330	820	647	604	820	623	579	701	522	457	99	73	98	20	28	24	–	24	25
2341	46	42	32	46	41	28	36	33	25	4	7	2	6	1	1	–	1	4
2342	927	834	759	927	763	654	803	659	554	113	95	89	11	9	11	–	71	105
2349	154	133	88	154	121	78	115	87	59	37	29	12	2	5	7	–	12	10
2391	162	135	152	162	132	150	137	105	126	25	25	22	–	2	2	–	3	2
2392	14	15	10	14	15	9	13	13	8	1	2	1	–	–	–	–	–	1
2399	302	274	204	302	261	197	240	209	163	57	43	33	5	9	1	–	13	7
2411	18	7	2	18	7	2	14	6	2	1	–	–	3	1	–	–	–	–
2412	23	15	17	22	12	16	22	11	15	–	1	1	–	–	–	1	3	1
2421	5	2	3	5	2	3	5	2	3	–	–	–	–	–	–	–	–	–
2422	135	87	37	133	85	35	123	72	27	8	10	5	2	3	3	2	2	2
2423	242	221	173	242	201	168	158	122	116	15	20	23	69	59	29	–	20	5
2424	313	261	215	313	255	209	273	208	162	22	29	41	18	18	6	–	6	6
2431	149	108	83	148	97	64	104	60	42	14	8	9	30	29	13	1	11	19
2439	52	44	24	52	42	23	45	35	19	7	5	4	–	2	–	–	2	1
2441	248	214	191	248	209	183	206	158	121	18	23	41	24	28	21	–	5	8
2442	9	5	7	9	5	7	6	3	5	3	2	2	–	–	–	–	–	–
2443	107	126	131	107	119	126	81	90	105	7	8	9	19	21	12	–	7	5
2449	96	82	68	96	77	66	82	66	57	11	8	7	3	3	2	–	5	2
2451	845	671	542	845	654	524	734	582	475	64	48	46	47	24	3	–	17	18
2452	268	189	216	257	173	201	204	136	168	27	13	25	26	24	8	11	16	15
2511	656	485	381	596	390	308	533	353	266	50	29	36	13	8	6	60	95	73
2512	706	573	486	705	553	466	581	482	396	112	70	67	12	1	3	1	20	20
2513	219	149	85	219	145	82	170	118	67	22	16	9	27	11	6	–	4	3
2521	172	148	122	166	141	110	151	128	95	15	11	15	–	2	–	6	7	12
2522	108	58	65	77	38	52	64	33	41	13	5	11	–	–	–	31	20	13
2531	88	67	48	88	62	46	75	54	37	10	6	8	3	2	1	–	5	2
2532	652	443	369	652	425	358	538	362	312	87	50	35	27	13	11	–	18	11
2539	840	647	567	840	609	545	715	505	431	95	84	100	30	20	14	–	38	22
2541	12	7	9	12	7	9	11	6	9	1	1	–	–	–	–	–	–	–
2542	440	390	309	440	380	293	373	330	251	55	42	38	12	8	4	–	10	16
2543	219	177	168	219	174	162	176	144	122	38	27	32	5	3	8	–	3	6
2550	94	124	142	94	111	118	84	93	102	4	10	5	6	8	11	–	13	24
2591	268	234	182	268	223	177	222	190	144	34	23	28	12	10	5	–	11	5
2592	458	362	312	458	348	308	394	301	262	58	39	40	6	8	6	–	14	4
2593	304	264	222	304	253	212	238	191	174	52	48	28	14	14	10	–	11	10
2599	1.748	1.426	1.287	1.748	1.367	1.236	1.509	1.178	1.049	209	163	163	30	26	24	–	59	51
2610	151	122	97	151	118	95	86	72	60	51	41	29	14	5	6	–	4	2
2621	66	57	86	66	56	83	46	32	34	15	20	38	5	4	11	–	1	3
2622	213	214	150	213	208	148	131	106	99	65	79	37	17	23	12	–	6	2
2631	60	39	29	60	37	28	48	30	23	11	6	5	1	1	–	–	2	1
2632	86	61	50	86	60	49	34	31	33	36	17	13	16	12	3	–	1	1
2640	31	37	26	31	36	25	16	24	12	14	11	13	1	1	–	–	1	1
2651	195	150	94	195	144	92	145	101	62	46	38	30	4	5	–	–	6	2
2652	5	1	–	5	1	–	3	1	–	2	–	–	–	–	–	–	–	–
2660	58	52	51	58	51	50	33	32	29	24	18	21	1	1	–	–	1	1
2670	4	12	2	4	12	2	3	6	1	1	6	1	–	–	–	–	–	–
2680	1	–	–	1	–	–	1	–	–	–	–	–	–	–	–	–	–	–
2710	341	253	205	341	248	187	270	196	132	51	40	41	20	12	14	–	5	18
2721	32	19	24	32	16	21	29	13	16	2	2	5	1	1	–	–	3	3
2722	73	31	40	73	30	38	61	22	29	9	5	8	3	3	1	–	1	2
2731	275	245	154	268	236	146	189	169	95	68	63	46	11	4	5	7	9	8
2732	106	75	81	106	71	71	78	55	50	23	15	19	5	1	2	–	4	10
2733	374	341	336	374	290	271	268	202	183	68	55	54	38	33	34	–	51	65
2740	184	124	90	184	115	86	145	91	70	35	20	12	4	4	4	–	9	4
2751	507	405	201	474	388	194	295	180	109	82	69	46	97	139	39	33	17	7
2759	153	131	129	153	118	114	121	86	84	26	27	26	6	5	4	–	13	15
2790	271	202	181	271	199	178	186	135	141	75	62	35	10	2	2	–	3	3
2811	240	158	133	227	150	124	189	126	111	28	17	12	10	7	1	13	8	9
2812	263	181	167	254	176	153	216	146	125	33	23	28	5	7	–	9	5	14
2813	232	201	184	230	184	169	182	142	135	44	37	32	4	5	2	2	17	15
2814	63	50	58	63	48	57	50	41	40	12	7	17	1	–	–	–	2	1
2815	178	191	216	178	182	200	142	138	151	31	35	36	5	9	13	–	9	16
2821	120	92	64	117	88	61	101	74	50	15	13	10	1	1	1	3	4	3
2822	383	283	194	380	272	186	312	244	148	62	24	38	6	4	–	3	11	8
2823	238	216	170	238	203	159	204	173	127	31	21	25	3	9	7	–	13	11
2824	37	15	22	37	13	22	28	11	19	9	2	2	–	–	1	–	2	–
2825	41	35	44	41	34	43	29	31	35	10	3	8	2	–	–	–	1	1
2829	1.020	855	594	1.020	826	567	843	662	467	145	138	91	32	26	9	–	29	27
2831	83	82	58	73	78	53	49	55	33	23	17	19	1	6	1	10	4	5

Capítulo 21 - São Paulo

21.1 - Quantidade de acidentes do trabalho, por situação do registro e motivo, segundo a Classificação Nacional de Atividades Econômicas (CNAE), no estado de São Paulo - 2014/2016

(continuação)

CNAE	QUANTIDADE DE ACIDENTES DO TRABALHO																	
	Total			Com CAT Registrada												Sem CAT Registrada		
				Total			Motivo											
							Típico			Trajeto			Doença do Trabalho					
	2014	2015	2016	2014	2015	2016	2014	2015	2016	2014	2015	2016	2014	2015	2016	2014	2015	2016
2832	47	40	30	47	38	27	42	34	24	5	4	3	–	–	–	–	2	3
2833	1.167	1.038	891	1.160	993	854	965	806	690	186	173	151	9	14	13	7	45	37
2840	339	266	185	339	260	178	287	223	151	46	29	24	6	8	3	–	6	7
2851	44	23	8	44	21	8	34	16	7	8	5	1	2	–	–	–	2	–
2852	142	107	60	142	105	58	128	92	51	14	12	6	–	1	1	–	2	2
2853	151	80	35	151	78	35	62	45	23	23	14	9	66	19	3	–	2	–
2854	163	89	83	163	85	78	134	68	67	26	15	9	3	2	2	–	4	5
2861	118	100	79	118	94	73	97	84	58	18	9	15	3	1	–	–	6	6
2862	330	236	256	330	231	245	282	194	202	46	36	42	2	1	1	–	5	11
2863	16	27	15	16	27	15	14	19	12	2	8	3	–	–	–	–	–	–
2864	19	17	14	19	17	14	13	12	9	3	2	4	3	3	1	–	–	–
2865	26	20	16	26	20	16	22	16	13	3	4	3	1	–	–	–	–	–
2866	38	23	20	38	23	19	31	14	12	7	9	7	–	–	–	–	–	1
2869	782	580	452	782	558	433	668	471	357	106	80	70	8	7	6	–	22	19
2910	1.909	1.217	1.009	1.906	1.187	995	1.104	630	583	247	188	177	555	369	235	3	30	14
2920	513	421	422	490	365	347	354	215	173	41	25	18	95	125	156	23	56	75
2930	1.338	796	650	1.338	784	639	1.236	715	582	86	60	52	16	9	5	–	12	11
2941	645	593	460	645	569	435	424	372	294	99	100	85	122	97	56	–	24	25
2942	261	268	159	261	265	156	201	203	125	41	31	18	19	31	13	–	3	3
2943	213	206	117	213	186	110	173	140	93	24	25	12	16	21	5	–	20	7
2944	368	260	203	368	239	187	296	176	146	42	36	33	30	27	8	–	21	16
2945	247	219	174	247	167	148	162	107	99	71	49	37	14	11	12	–	52	26
2949	3.119	2.518	2.127	3.119	2.362	2.014	2.311	1.684	1.547	513	429	330	295	249	137	–	156	113
2950	48	29	46	48	29	46	37	25	35	11	4	11	–	–	–	–	–	–
3011	130	59	36	130	56	34	110	42	26	19	14	8	1	–	–	–	3	2
3012	8	9	11	8	8	10	8	4	7	–	4	3	–	–	–	–	1	1
3031	176	131	108	176	116	92	107	65	59	21	21	11	48	30	22	–	15	16
3032	51	68	31	51	62	23	43	43	13	5	7	8	3	12	2	–	6	8
3041	341	314	253	341	307	245	245	243	186	52	34	36	44	30	23	–	7	8
3042	63	59	65	63	55	62	47	39	48	10	6	7	6	10	7	–	4	3
3091	28	21	26	28	20	25	20	10	18	8	10	7	–	–	–	–	1	1
3092	90	79	67	90	70	64	77	51	56	12	18	8	1	1	–	–	9	3
3099	49	29	29	49	28	28	41	25	25	8	3	2	–	–	1	–	1	1
3101	1.430	1.219	1.035	1.430	1.169	995	1.162	959	806	243	197	180	25	13	9	–	50	40
3102	349	327	239	349	301	227	291	244	186	52	51	39	6	6	2	–	26	12
3103	38	21	23	38	21	23	32	18	18	6	3	5	–	–	–	–	–	–
3104	179	155	140	179	148	129	138	126	108	34	18	18	7	4	3	–	7	11
3211	41	55	40	41	53	40	16	22	15	23	31	25	2	–	–	–	2	–
3212	60	43	57	57	40	55	31	24	23	25	16	32	1	–	–	3	3	2
3220	41	33	25	41	32	24	34	28	22	6	4	2	1	–	–	–	1	1
3230	85	75	45	43	24	21	37	21	16	5	3	5	1	–	–	42	51	24
3240	174	177	147	174	169	132	150	144	110	24	23	19	–	2	3	–	8	15
3250	480	427	385	480	410	366	305	274	234	157	120	124	18	16	8	–	17	19
3291	90	64	51	34	41	45	30	34	34	3	5	10	1	2	1	56	23	6
3292	114	82	70	114	80	67	86	65	50	26	14	14	2	1	3	–	2	3
3299	326	293	277	326	282	266	268	214	198	50	64	61	8	4	7	–	11	11
3311	47	38	27	47	37	25	40	30	22	6	7	3	1	–	–	–	1	2
3312	18	57	31	18	56	30	11	39	23	7	15	7	–	2	–	–	1	1
3313	79	76	78	79	72	74	59	50	48	20	20	26	–	2	–	–	4	4
3314	408	363	408	408	347	390	315	265	281	82	72	104	11	10	5	–	16	18
3315	40	33	34	40	30	31	28	21	23	8	6	6	4	3	2	–	3	3
3316	70	67	68	70	64	67	42	50	35	25	14	30	3	–	2	–	3	1
3317	2	4	13	2	4	12	–	2	9	2	2	3	–	–	–	–	–	1
3319	41	67	45	41	63	42	32	45	37	9	17	4	–	1	1	–	4	3
3321	111	72	63	111	69	60	87	52	39	23	17	20	1	–	1	–	3	3
3329	95	106	85	95	101	77	73	84	59	20	17	18	2	–	–	–	5	8
3511	137	137	99	107	109	91	89	84	70	18	22	20	–	3	1	30	28	8
3512	81	71	73	79	70	73	54	54	50	22	13	21	3	3	2	2	1	–
3513	6	3	4	6	3	4	5	2	2	1	1	1	–	–	1	–	–	–
3514	329	337	339	329	334	338	175	185	183	149	136	148	5	13	7	–	3	1
3520	12	12	7	12	12	7	10	10	5	2	2	1	–	–	1	–	–	–
3530	4	10	4	4	9	4	3	7	3	1	2	1	–	–	–	–	1	–
3600	673	535	579	673	521	558	536	407	414	126	106	140	11	8	4	–	14	21
3701	45	46	61	45	44	59	32	35	40	11	9	19	2	–	–	–	2	2
3702	155	161	86	155	157	82	139	151	69	13	6	12	3	–	1	–	4	4
3811	2.249	2.168	2.211	2.249	2.075	2.110	2.015	1.845	1.921	226	184	183	8	46	6	–	93	101
3812	34	32	35	34	31	33	31	27	30	3	4	3	–	–	–	–	1	2
3821	127	109	80	127	102	78	112	87	73	15	15	5	–	–	–	–	7	2
3822	89	85	68	89	84	63	82	76	56	7	8	7	–	–	–	–	1	5
3831	58	45	34	58	40	29	49	31	23	9	5	6	–	4	–	–	5	5
3832	91	92	105	91	89	102	71	76	92	19	12	6	1	1	4	–	3	3
3839	123	135	113	123	129	105	106	119	89	16	10	16	1	–	–	–	6	8
3900	9	6	11	9	6	11	7	4	5	2	2	6	–	–	–	–	–	–
4110	1.197	1.467	1.401	1.197	1.440	1.390	1.056	1.314	1.243	130	115	136	11	11	11	–	27	11
4120	3.944	3.426	2.701	3.920	3.278	2.553	3.300	2.783	2.130	550	456	395	70	39	28	24	148	148
4211	1.473	1.222	1.058	1.461	1.174	1.021	1.270	1.042	921	182	127	97	9	5	3	12	48	37
4212	270	226	112	270	222	108	235	185	89	32	34	19	3	3	–	–	4	4
4213	337	311	337	337	291	311	294	255	258	41	31	50	2	5	3	–	20	26
4221	1.491	1.317	1.084	670	700	760	562	588	649	100	103	108	8	9	3	821	617	324
4222	166	170	313	166	157	304	139	133	243	27	21	58	–	3	3	–	13	9
4223	55	34	20	51	28	16	38	25	15	13	2	1	–	1	–	4	6	4
4291	40	52	22	40	51	21	36	47	20	2	3	1	2	1	–	–	1	1
4292	403	317	274	403	296	247	341	243	207	52	47	38	10	6	2	–	21	27

Capítulo 21 - São Paulo

21.1 - Quantidade de acidentes do trabalho, por situação do registro e motivo, segundo a Classificação Nacional de Atividades Econômicas (CNAE), no estado de São Paulo - 2014/2016

(continuação)

CNAE	QUANTIDADE DE ACIDENTES DO TRABALHO																	
	Total			Com CAT Registrada												Sem CAT Registrada		
				Total			Motivo											
							Típico			Trajeto			Doença do Trabalho					
	2014	2015	2016	2014	2015	2016	2014	2015	2016	2014	2015	2016	2014	2015	2016	2014	2015	2016
4299	885	663	472	885	621	443	751	538	367	127	74	74	7	9	2	–	42	29
4311	19	14	13	19	13	13	16	11	9	3	2	4	–	–	–	–	1	–
4312	28	32	27	28	31	26	21	27	25	7	4	1	–	–	–	–	1	1
4313	298	239	219	298	228	206	230	185	167	62	40	38	6	3	1	–	11	13
4319	10	19	4	10	19	3	10	18	3	–	1	–	–	–	–	–	–	1
4321	616	608	538	616	587	509	452	437	339	155	143	166	9	7	4	–	21	29
4322	399	339	307	399	325	280	283	216	187	107	101	92	9	8	1	–	14	27
4329	301	347	309	301	317	288	206	224	198	92	86	83	3	7	7	–	30	21
4330	877	624	498	877	591	459	681	446	334	167	120	115	29	25	10	–	33	39
4391	311	262	171	311	249	154	287	222	138	21	22	15	3	5	1	–	13	17
4399	845	672	593	845	644	571	689	535	459	141	99	102	15	10	10	–	28	22
4511	767	672	571	764	652	557	500	402	325	253	243	229	11	7	3	3	20	14
4512	113	88	53	15	7	15	11	5	11	4	2	4	–	–	–	98	81	38
4520	667	608	609	667	592	596	486	431	397	172	148	182	9	13	17	–	16	13
4530	1.751	1.583	1.554	1.751	1.524	1.525	1.210	1.049	1.033	512	458	471	29	17	21	–	59	29
4541	255	205	174	221	175	160	90	74	68	130	99	91	1	2	1	34	30	14
4542	6	4	–	2	2	–	2	2	–	–	–	–	–	–	–	4	2	–
4543	22	9	14	19	6	13	10	5	11	9	1	2	–	–	–	3	3	1
4611	4	12	21	4	10	21	4	8	16	–	2	5	–	–	–	–	2	–
4612	2	1	–	2	1	–	1	–	–	–	1	–	1	–	–	–	–	–
4613	5	9	4	5	8	3	3	7	2	2	1	1	–	–	–	–	1	1
4614	7	–	9	7	–	9	1	–	5	6	–	4	–	–	–	–	–	–
4615	4	–	–	4	–	–	3	–	–	1	–	–	–	–	–	–	–	–
4616	12	4	1	12	4	1	6	3	1	6	1	–	–	–	–	–	–	–
4617	17	18	17	17	16	17	8	7	8	9	9	8	–	–	1	–	2	–
4618	8	7	10	8	7	9	6	1	5	2	5	3	–	1	1	–	–	1
4619	9	18	19	9	15	18	7	7	11	1	7	7	1	1	–	–	3	1
4621	3	9	13	3	9	11	3	7	9	–	2	2	–	–	–	–	–	2
4622	24	29	32	24	28	31	21	26	26	3	2	5	–	–	–	–	1	1
4623	72	112	107	72	102	100	47	75	75	23	25	24	2	2	1	–	10	7
4631	91	103	95	91	95	88	59	72	51	28	23	37	4	–	–	–	8	7
4632	62	62	57	62	57	52	51	39	35	10	17	16	1	1	1	–	5	5
4633	215	267	250	215	250	239	160	181	189	51	66	47	4	3	3	–	17	11
4634	187	171	168	187	158	154	149	115	115	29	40	38	9	3	1	–	13	14
4635	699	608	583	699	584	558	495	430	372	181	145	183	23	9	3	–	24	25
4636	28	25	33	28	23	25	14	15	12	14	8	13	–	–	–	–	2	8
4637	165	189	212	165	178	198	109	120	133	52	52	62	4	6	3	–	11	14
4639	572	566	556	572	544	536	410	392	387	144	145	143	18	7	6	–	22	20
4641	47	46	39	47	41	36	28	24	19	18	16	15	1	1	2	–	5	3
4642	67	63	42	67	59	41	39	30	23	24	23	17	4	6	1	–	4	1
4643	26	19	15	26	18	15	18	9	11	8	8	4	–	1	–	–	1	–
4644	143	155	154	143	149	146	84	82	78	56	66	65	3	1	3	–	6	8
4645	112	117	102	112	110	99	53	49	43	55	56	54	4	5	2	–	7	3
4646	154	191	190	154	183	183	78	109	98	73	68	80	3	6	5	–	8	7
4647	162	125	118	162	116	112	102	63	65	56	49	44	4	4	3	–	9	6
4649	276	353	256	276	335	247	185	214	163	82	113	78	9	8	6	–	18	9
4651	50	48	61	50	44	59	27	13	27	21	30	31	2	1	1	–	4	2
4652	37	23	29	37	23	29	12	13	11	25	10	18	–	–	–	–	–	–
4661	159	148	139	159	142	134	130	114	100	27	28	30	2	–	4	–	6	5
4662	41	39	40	41	37	32	35	28	21	6	7	10	–	2	1	–	2	8
4663	212	153	144	212	148	141	146	104	100	61	39	39	5	5	2	–	5	3
4664	31	16	25	31	16	25	18	5	15	11	11	10	2	–	–	–	–	–
4665	33	27	27	33	27	25	25	19	11	8	7	14	–	1	–	–	–	2
4669	203	171	152	203	164	142	128	94	90	72	62	49	3	8	3	–	7	10
4671	99	65	65	99	61	64	81	56	56	14	4	8	4	1	–	–	4	1
4672	199	180	174	199	175	163	158	138	131	39	36	32	2	1	–	–	5	11
4673	48	59	37	48	55	35	41	35	27	7	18	7	–	2	1	–	4	2
4674	54	43	43	54	41	42	43	34	32	11	7	9	–	–	1	–	2	1
4679	254	253	180	254	244	178	202	190	139	50	49	35	2	5	4	–	9	2
4681	84	83	74	84	80	72	57	52	48	26	28	21	1	–	3	–	3	2
4682	134	136	129	134	135	124	113	107	97	20	16	26	1	12	1	–	1	5
4683	59	62	78	59	61	75	44	36	43	14	25	31	1	–	1	–	1	3
4684	88	79	70	88	78	68	64	53	46	22	22	22	2	3	–	–	1	2
4685	270	241	195	270	234	188	236	215	157	30	19	29	4	–	2	–	7	7
4686	204	194	170	204	189	164	171	162	138	30	27	26	3	–	–	–	5	6
4687	571	495	470	571	473	455	483	415	404	80	55	50	8	3	1	–	22	15
4689	243	193	208	243	181	199	176	145	136	60	32	58	7	4	5	–	12	9
4691	230	248	283	230	237	270	177	176	197	50	57	69	3	4	4	–	11	13
4692	15	14	26	15	14	25	10	9	16	5	5	9	–	–	–	–	–	1
4693	275	282	211	275	264	202	201	197	132	69	64	66	5	3	4	–	18	9
4711	7.951	7.724	7.929	7.951	7.151	7.428	6.475	5.718	5.873	1.379	1.327	1.479	97	106	76	–	573	501
4712	535	518	602	535	500	589	413	382	433	106	105	133	16	13	23	–	18	13
4713	521	568	466	521	546	444	318	333	242	185	194	183	18	19	19	–	22	22
4721	668	578	621	668	553	595	490	423	408	159	124	173	19	6	14	–	25	26
4722	486	476	625	486	456	611	417	368	516	63	80	90	6	8	5	–	20	14
4723	139	138	136	139	134	130	99	90	76	37	43	48	3	1	6	–	4	6
4724	149	155	149	149	150	144	116	111	107	30	33	35	3	6	2	–	5	5
4729	441	495	455	441	471	439	297	344	294	132	121	140	12	6	5	–	24	16
4731	752	728	713	752	703	703	384	352	353	357	341	341	11	10	9	–	25	10
4732	20	23	27	20	22	27	15	15	18	5	7	9	–	–	–	–	1	–
4741	133	107	94	133	105	92	78	55	56	55	48	35	–	2	1	–	2	2
4742	196	185	154	196	180	145	139	114	99	50	63	46	7	3	–	–	5	9
4743	280	231	208	280	225	198	243	189	165	32	29	32	5	7	1	–	6	10
4744	2.789	2.404	2.251	2.789	2.316	2.157	2.211	1.856	1.694	532	413	437	46	47	26	–	88	94

Capítulo 21 - São Paulo

21.1 - Quantidade de acidentes do trabalho, por situação do registro e motivo, segundo a Classificação Nacional de Atividades Econômicas (CNAE), no estado de São Paulo - 2014/2016

(continuação)

CNAE	QUANTIDADE DE ACIDENTES DO TRABALHO																	
	Total			Com CAT Registrada												Sem CAT Registrada		
				Total			Motivo											
							Típico			Trajeto			Doença do Trabalho					
	2014	2015	2016	2014	2015	2016	2014	2015	2016	2014	2015	2016	2014	2015	2016	2014	2015	2016
4751	308	302	304	308	293	299	138	135	169	161	155	127	9	3	3	–	9	5
4752	141	137	119	141	134	115	67	66	49	71	67	65	3	1	1	–	3	4
4753	805	731	504	805	681	474	501	394	294	265	224	167	39	63	13	–	50	30
4754	525	450	403	525	434	397	361	292	288	144	127	104	20	15	5	–	16	6
4755	139	114	101	139	112	99	83	52	47	51	56	50	5	4	2	–	2	2
4756	7	5	9	7	5	9	5	3	1	2	1	8	–	1	–	–	–	–
4757	91	69	83	91	67	80	56	40	56	34	26	23	1	1	1	–	2	3
4759	203	233	199	203	228	196	129	148	129	66	74	63	8	6	4	–	5	3
4761	216	180	214	216	169	209	137	101	108	74	66	98	5	2	3	–	11	5
4762	5	2	1	5	2	1	1	1	–	4	1	1	–	–	–	–	–	–
4763	183	191	172	183	186	170	115	107	94	66	76	72	2	3	4	–	5	2
4771	790	816	830	790	800	819	464	442	468	317	349	345	9	9	6	–	16	11
4772	132	166	179	132	160	175	63	76	80	64	80	94	5	4	1	–	6	4
4773	31	23	29	31	21	28	13	11	13	15	9	14	3	1	1	–	2	1
4774	70	57	57	70	57	55	37	20	18	32	35	37	1	2	–	–	–	2
4781	1.118	1.003	915	1.118	962	896	607	546	482	481	393	397	30	23	17	–	41	19
4782	371	368	338	371	361	331	204	205	175	160	148	150	7	8	6	–	7	7
4783	43	39	25	43	38	25	18	13	14	25	23	10	–	2	1	–	1	–
4784	239	209	212	239	204	209	174	146	167	59	54	40	6	4	2	–	5	3
4785	33	28	27	33	27	26	27	23	20	6	4	5	–	–	1	–	1	1
4789	1.519	1.323	1.252	1.519	1.281	1.217	1.032	859	760	453	389	425	34	33	32	–	42	35
4911	121	120	76	121	120	74	100	89	59	20	30	13	1	1	2	–	–	2
4912	925	929	966	925	927	961	737	750	759	183	167	197	5	10	5	–	2	5
4921	1.353	1.450	1.394	1.353	1.276	1.209	876	832	800	444	419	385	33	25	24	–	174	185
4922	210	247	245	210	228	219	148	150	157	54	76	56	8	2	6	–	19	26
4923	25	23	14	25	22	14	21	12	9	4	9	5	–	1	–	–	1	–
4924	23	14	14	23	14	14	12	6	11	9	6	3	2	2	–	–	–	–
4929	254	237	225	254	218	208	166	141	132	84	69	74	4	8	2	–	19	17
4930	4.833	4.402	4.263	4.832	4.128	3.975	3.532	3.059	2.950	1.234	1.007	973	66	62	52	1	274	288
4940	30	25	15	30	25	15	28	20	9	2	5	6	–	–	–	–	–	–
4950	2	2	–	2	2	–	2	1	–	–	1	–	–	–	–	–	–	–
5011	4	1	2	4	1	2	–	1	1	4	–	1	–	–	–	–	–	–
5012	1	1	5	1	1	5	–	–	3	1	1	2	–	–	–	–	–	–
5021	10	3	–	10	3	–	9	3	–	1	–	–	–	–	–	–	–	–
5030	37	31	21	26	16	19	15	4	8	10	12	11	1	–	–	11	15	2
5091	–	4	1	–	4	1	–	3	–	–	–	1	–	1	–	–	–	–
5111	550	480	381	471	411	365	292	272	201	178	135	148	1	4	16	79	69	16
5112	26	27	16	6	10	14	3	7	5	3	3	9	–	–	–	20	17	2
5120	25	10	10	17	9	8	12	2	4	5	7	4	–	–	–	8	1	2
5211	700	780	710	673	718	669	520	551	477	148	164	184	5	3	8	27	62	41
5212	355	275	193	218	191	152	160	141	103	50	48	48	8	2	1	137	84	41
5221	278	271	270	275	232	244	227	193	198	47	39	45	1	–	1	3	39	26
5222	137	128	125	134	125	122	85	70	75	48	54	44	1	1	3	3	3	3
5223	255	256	310	252	243	298	99	100	119	150	137	178	3	6	1	3	13	12
5229	157	144	152	156	136	147	119	100	104	36	34	38	1	2	5	1	8	5
5231	335	319	318	334	311	310	206	205	185	125	106	122	3	–	3	1	8	8
5232	40	25	29	31	16	25	15	3	4	16	12	21	–	1	–	9	9	4
5239	15	9	9	15	9	8	10	6	4	5	3	3	–	–	1	–	–	1
5240	443	376	336	443	364	327	315	266	242	124	96	83	4	2	2	–	12	9
5250	318	291	239	318	268	219	215	169	114	103	95	100	–	4	5	–	23	20
5310	4.826	4.133	4.157	4.826	4.133	4.155	4.152	3.431	3.462	331	332	313	343	370	380	–	–	2
5320	588	461	445	588	443	426	351	249	250	234	189	174	3	5	2	–	18	19
5510	710	752	783	710	704	757	513	507	545	185	185	201	12	12	11	–	48	26
5590	27	22	23	27	22	23	21	15	17	5	7	6	1	–	–	–	–	–
5611	4.324	4.484	4.519	4.324	4.310	4.424	3.226	3.263	3.203	1.022	976	1.162	76	71	59	–	174	95
5612	19	22	21	19	22	20	12	17	14	5	4	5	2	1	1	–	–	1
5620	2.134	1.761	1.848	2.134	1.629	1.681	1.675	1.234	1.256	418	368	408	41	27	17	–	132	167
5811	57	31	40	57	31	40	31	21	25	23	9	14	3	1	1	–	–	–
5812	21	25	17	21	23	16	10	14	9	11	9	7	–	–	–	–	2	1
5813	9	7	2	9	6	2	3	3	1	6	3	1	–	–	–	–	1	–
5819	7	4	4	7	4	4	4	2	1	3	1	3	–	1	–	–	–	–
5821	109	77	54	109	73	53	77	53	31	29	17	22	3	3	–	–	4	1
5822	68	58	55	68	55	51	34	24	28	34	28	22	–	3	1	–	3	4
5823	28	26	14	28	25	13	21	17	10	7	8	3	–	–	–	–	1	1
5829	111	85	86	111	81	84	81	63	70	29	18	14	1	–	–	–	4	2
5911	19	15	20	14	13	20	4	6	7	10	7	13	–	–	–	5	2	–
5912	2	2	2	2	2	2	–	–	1	1	2	1	1	–	–	–	–	–
5913	2	2	2	2	2	2	2	1	–	–	1	2	–	–	–	–	–	–
5914	45	44	36	45	42	36	37	27	28	7	15	8	1	–	–	–	2	–
5920	3	4	–	3	4	–	2	3	–	1	1	–	–	–	–	–	–	–
6010	24	24	23	15	20	20	8	7	3	6	12	17	1	1	–	9	4	3
6021	231	215	196	207	186	175	133	117	98	62	55	70	12	14	7	24	29	21
6022	3	4	4	2	1	1	1	1	–	–	–	–	1	–	1	1	3	3
6110	153	162	158	153	146	152	103	99	96	47	46	54	3	1	2	–	16	6
6120	128	329	337	128	299	294	41	151	155	86	147	133	1	1	6	–	30	43
6130	3	2	4	3	2	4	–	1	1	3	1	3	–	–	–	–	–	–
6141	230	7	7	228	7	6	122	3	5	106	4	1	–	–	–	2	–	1
6143	7	25	17	7	17	15	2	9	4	5	8	10	–	–	1	–	8	2
6190	392	297	318	392	268	294	317	220	248	72	42	44	3	6	2	–	29	24
6201	662	382	265	152	178	166	44	45	51	107	128	112	1	5	3	510	204	99
6202	58	47	52	58	47	50	10	16	11	44	30	39	4	1	–	–	–	2
6203	70	75	56	70	73	53	14	13	13	53	58	38	3	2	2	–	2	3
6204	145	130	140	145	121	131	37	38	32	104	80	98	4	3	1	–	9	9

Capítulo 21 - São Paulo

21.1 - Quantidade de acidentes do trabalho, por situação do registro e motivo, segundo a Classificação Nacional de Atividades Econômicas (CNAE), no estado de São Paulo - 2014/2016

(continuação)

CNAE	QUANTIDADE DE ACIDENTES DO TRABALHO																	
	Total			Com CAT Registrada												Sem CAT Registrada		
				Total			Motivo											
							Típico			Trajeto			Doença do Trabalho					
	2014	2015	2016	2014	2015	2016	2014	2015	2016	2014	2015	2016	2014	2015	2016	2014	2015	2016
6209	147	137	144	147	128	141	69	47	65	78	78	73	–	3	3	–	9	3
6311	161	147	120	131	131	105	43	46	50	86	83	53	2	2	2	30	16	15
6319	19	31	44	19	26	41	4	8	11	15	18	30	–	–	–	–	5	3
6391	4	1	1	4	1	1	2	1	1	2	–	–	–	–	–	–	–	–
6399	16	16	16	16	16	14	5	6	5	11	10	8	–	–	1	–	–	2
6410	1	–	–	1	–	–	1	–	–	–	–	–	–	–	–	–	–	–
6421	199	218	119	199	217	117	163	178	94	30	33	22	6	6	1	–	1	2
6422	1.750	1.801	1.643	1.750	1.703	1.575	636	633	469	384	402	426	730	668	680	–	98	68
6423	120	164	122	120	132	97	59	61	42	56	63	46	5	8	9	–	32	25
6424	27	32	38	27	31	37	6	10	11	18	19	26	3	2	–	–	1	1
6431	6	13	10	6	12	10	1	3	3	4	8	7	1	1	–	–	1	–
6432	3	2	2	3	2	2	3	1	–	–	1	2	–	–	–	–	–	–
6434	2	1	5	2	1	5	–	1	–	2	–	5	–	–	–	–	–	–
6435	3	–	–	–	–	–	–	–	–	–	–	–	–	–	–	3	–	–
6436	12	11	17	12	11	17	6	4	5	6	6	6	–	1	6	–	–	–
6437	–	1	1	–	1	1	–	–	1	–	1	–	–	–	–	–	–	–
6450	–	1	3	–	1	3	–	–	1	–	1	1	–	–	1	–	–	–
6461	1	–	–	1	–	–	–	–	–	1	–	–	–	–	–	–	–	–
6462	85	100	82	85	97	81	49	67	51	34	29	30	2	1	–	–	3	1
6463	19	14	28	19	14	27	14	11	25	5	1	2	–	2	–	–	–	1
6470	–	–	5	–	–	5	–	–	4	–	–	1	–	–	–	–	–	–
6491	5	2	11	5	2	11	1	1	1	4	1	10	–	–	–	–	–	–
6493	40	30	49	40	27	48	16	14	13	24	13	35	–	–	–	–	3	1
6499	3	5	4	3	5	4	–	5	1	2	–	3	1	–	–	–	–	–
6511	35	36	37	35	36	35	12	10	11	22	25	24	1	1	–	–	–	2
6512	91	84	123	91	81	119	27	26	39	61	55	78	3	–	2	–	3	4
6520	8	11	6	8	11	5	1	3	1	7	7	4	–	1	–	–	–	1
6530	–	1	–	–	1	–	–	1	–	–	–	–	–	–	–	–	–	–
6541	13	9	13	13	9	13	2	3	3	10	6	9	1	–	1	–	–	–
6542	8	12	10	8	12	10	3	5	1	4	6	9	1	1	–	–	–	–
6550	618	732	708	618	700	685	393	452	464	221	248	213	4	–	8	–	32	23
6611	10	12	5	8	2	3	6	–	3	2	2	–	–	–	–	2	10	2
6612	18	23	26	14	21	26	2	3	13	12	18	11	–	–	2	4	2	–
6613	28	20	8	13	17	8	4	6	2	8	11	6	1	–	–	15	3	–
6619	59	57	33	59	57	33	26	23	15	31	30	14	2	4	4	–	–	–
6621	8	9	7	5	7	7	3	3	3	2	4	4	–	–	–	3	2	–
6622	64	58	74	63	53	71	16	8	20	45	42	48	2	3	3	1	5	3
6629	13	24	7	13	21	7	4	3	–	7	18	7	2	–	–	–	3	–
6630	31	31	13	1	1	9	–	–	8	1	1	1	–	–	–	30	30	4
6810	224	253	241	224	245	237	186	206	192	33	35	41	5	4	4	–	8	4
6821	100	92	105	100	90	105	52	50	52	46	39	53	2	1	–	–	2	–
6822	107	101	124	107	97	121	68	61	67	36	35	49	3	1	5	–	4	3
6911	118	127	115	118	124	110	25	40	35	91	83	72	2	1	3	–	3	5
6912	37	32	32	37	32	32	7	11	10	29	21	22	1	–	–	–	–	–
6920	544	500	532	544	493	525	185	140	153	353	346	366	6	7	6	–	7	7
7010	7	7	4	6	3	3	6	3	3	–	–	–	–	–	–	1	4	1
7020	195	217	239	194	207	236	66	86	84	123	112	150	5	9	2	1	10	3
7111	16	13	12	16	12	12	11	10	11	5	2	1	–	–	–	–	1	–
7112	892	807	697	892	773	665	624	547	452	255	217	205	13	9	8	–	34	32
7119	129	85	67	129	82	67	78	50	36	49	31	29	2	1	2	–	3	–
7120	86	84	108	86	82	104	51	44	57	34	35	44	1	3	3	–	2	4
7210	198	145	113	192	141	110	145	108	64	44	32	45	3	1	1	6	4	3
7220	8	9	5	4	5	3	3	4	3	1	1	–	–	–	–	4	4	2
7311	60	37	39	30	26	37	10	6	9	19	20	28	1	–	–	30	11	2
7312	12	19	20	12	19	20	7	14	16	5	5	4	–	–	–	–	–	–
7319	121	145	136	121	137	126	50	77	60	70	59	66	1	1	–	–	8	10
7320	53	29	13	29	24	12	8	11	2	21	13	10	–	–	–	24	5	1
7410	11	20	21	11	20	20	9	16	17	2	4	3	–	–	–	–	–	1
7420	55	77	68	33	26	39	16	15	24	15	8	13	2	3	2	22	51	29
7490	147	172	215	147	161	207	101	113	133	45	44	72	1	4	2	–	11	8
7500	18	23	26	18	23	25	13	15	13	4	7	11	1	1	1	–	–	1
7711	102	126	125	102	118	113	42	58	63	58	58	49	2	2	1	–	8	12
7719	35	18	19	35	18	19	26	14	17	7	4	–	2	–	2	–	–	–
7721	2	6	2	2	6	2	1	3	–	1	3	1	–	–	1	–	–	–
7722	11	21	6	11	20	6	5	9	4	6	10	2	–	1	–	–	1	–
7723	10	11	8	10	10	7	5	6	2	3	3	4	2	1	1	–	1	1
7729	44	50	40	44	47	38	34	30	26	10	17	10	–	–	2	–	3	2
7731	8	5	6	8	5	6	6	4	5	2	1	1	–	–	–	–	–	–
7732	322	357	324	322	331	310	250	271	251	68	58	58	4	2	1	–	26	14
7733	37	33	39	34	30	39	9	8	20	25	22	19	–	–	–	3	3	–
7739	279	252	230	279	242	222	219	184	172	56	52	49	4	6	1	–	10	8
7740	16	17	24	16	17	24	5	4	5	10	13	18	1	–	1	–	–	–
7810	118	132	120	118	118	108	74	56	47	41	58	57	3	4	4	–	14	12
7820	1.000	814	752	1.000	701	615	433	268	261	554	419	346	13	14	8	–	113	137
7830	203	202	174	203	175	146	92	88	53	107	83	86	4	4	7	–	27	28
7911	75	81	75	75	79	74	19	29	22	54	49	52	2	1	–	–	2	1
7912	1	1	2	1	–	2	1	–	1	–	–	1	–	–	–	–	1	–
7990	4	3	6	4	3	6	1	2	3	3	1	3	–	–	–	–	–	–
8011	1.069	1.123	1.087	1.067	901	876	296	235	219	758	652	641	13	14	16	2	222	211
8012	391	386	415	375	350	391	194	175	190	172	173	199	9	2	2	16	36	24
8020	171	172	177	171	159	169	85	83	66	85	76	101	1	–	2	–	13	8
8030	44	60	27	–	1	2	–	–	2	–	1	–	–	–	–	44	59	25
8111	611	661	728	611	586	655	270	270	286	320	303	356	21	13	13	–	75	73

Capítulo 21 - São Paulo

21.1 - Quantidade de acidentes do trabalho, por situação do registro e motivo, segundo a Classificação Nacional de Atividades Econômicas (CNAE), no estado de São Paulo - 2014/2016

(conclusão)

CNAE	QUANTIDADE DE ACIDENTES DO TRABALHO																	
	Total			Com CAT Registrada												Sem CAT Registrada		
				Total			Motivo											
							Típico			Trajeto			Doença do Trabalho					
	2014	2015	2016	2014	2015	2016	2014	2015	2016	2014	2015	2016	2014	2015	2016	2014	2015	2016
8112	1.324	1.351	1.397	1.324	1.310	1.375	917	916	943	373	369	405	34	25	27	–	41	22
8121	2.136	2.240	2.204	2.135	1.789	1.740	1.213	1.025	966	854	714	740	68	50	34	1	451	464
8122	89	154	141	87	126	117	49	74	50	37	52	61	1	–	6	2	28	24
8129	677	599	680	677	555	636	534	418	491	131	123	137	12	14	8	–	44	44
8130	124	152	149	95	127	134	76	107	115	18	19	18	1	1	1	29	25	15
8211	507	579	547	486	515	503	253	256	263	222	253	229	11	6	11	21	64	44
8219	230	194	214	230	186	200	96	79	84	126	105	112	8	2	4	–	8	14
8220	952	1.058	1.029	947	851	864	255	239	235	667	581	599	25	31	30	5	207	165
8230	70	102	99	70	95	95	39	72	57	28	19	37	3	4	1	–	7	4
8291	264	184	146	164	126	128	56	37	38	102	83	84	6	6	6	100	58	18
8292	140	143	112	140	133	108	114	108	73	22	23	32	4	2	3	–	10	4
8299	1.044	910	933	1.044	819	862	640	491	488	374	308	365	30	20	9	–	91	71
8411	6.896	7.361	6.923	6.896	6.633	6.376	5.256	5.092	4.869	1.558	1.466	1.438	82	75	69	–	728	547
8412	54	74	61	54	72	60	38	56	46	15	15	12	1	1	2	–	2	1
8413	86	50	69	86	50	68	46	26	45	39	24	23	1	–	–	–	–	1
8422	6	12	5	6	12	5	6	12	5	–	–	–	–	–	–	–	–	–
8423	24	19	12	24	19	12	21	17	12	3	1	–	–	1	–	–	–	–
8424	10	13	16	10	13	16	9	12	15	1	1	1	–	–	–	–	–	–
8430	32	36	24	32	36	24	28	29	15	4	5	9	–	2	–	–	–	–
8511	1.355	1.027	850	279	398	474	186	296	348	87	97	119	6	5	7	1.076	629	376
8512	271	305	312	270	291	299	192	207	215	70	78	78	8	6	6	1	14	13
8513	557	495	574	479	463	561	334	313	388	134	144	165	11	6	8	78	32	13
8520	158	181	214	158	172	211	113	130	150	45	40	55	–	2	6	–	9	3
8531	543	851	735	499	432	386	307	286	260	172	124	121	20	22	5	44	419	349
8532	794	909	890	783	884	870	610	680	647	167	182	196	6	22	27	11	25	20
8533	65	83	68	65	82	68	36	56	46	29	24	22	–	2	–	–	1	–
8541	43	52	60	43	49	59	27	26	34	15	23	23	1	–	2	–	3	1
8542	7	4	8	1	4	8	1	1	4	–	3	3	–	–	1	6	–	–
8550	49	61	100	49	57	95	14	18	58	33	39	37	2	–	–	–	4	5
8591	8	7	17	8	7	17	5	5	12	3	2	4	–	–	1	–	–	–
8592	26	18	16	26	18	15	8	8	8	16	9	6	2	1	1	–	–	1
8593	47	56	59	47	53	59	19	19	31	27	34	26	1	–	2	–	3	–
8599	678	723	649	678	703	633	412	430	347	262	267	283	4	6	3	–	20	16
8610	21.116	21.094	20.241	21.116	19.907	19.092	16.568	15.684	14.766	4.350	4.048	4.187	198	175	139	–	1.187	1.149
8621	37	70	88	37	68	83	22	38	55	15	30	28	–	–	–	–	2	5
8622	35	24	14	35	21	14	20	7	7	15	14	6	–	–	1	–	3	–
8630	1.478	2.088	2.569	1.478	2.016	2.478	1.002	1.379	1.690	461	619	776	15	18	12	–	72	91
8640	1.551	1.796	1.674	1.548	1.745	1.640	1.032	1.163	1.116	499	575	519	17	7	5	3	51	34
8650	257	255	226	257	245	210	116	106	95	141	138	115	–	1	–	–	10	16
8660	149	222	238	149	212	231	119	159	166	27	51	65	3	2	–	–	10	7
8690	1.669	1.516	1.736	1.669	1.462	1.690	1.334	1.144	1.302	324	302	384	11	16	4	–	54	46
8711	320	331	302	320	316	287	242	237	208	76	75	75	2	4	4	–	15	15
8712	31	48	46	31	47	43	18	24	13	12	23	30	1	–	–	–	1	3
8720	214	272	245	214	260	240	184	231	197	28	29	42	2	–	1	–	12	5
8730	254	211	215	254	198	208	200	155	160	50	39	45	4	4	3	–	13	7
8800	839	921	821	839	881	789	544	561	497	282	300	280	13	20	12	–	40	32
9001	41	28	22	41	28	22	29	19	15	12	9	6	–	–	1	–	–	–
9002	2	1	–	2	1	–	1	1	–	1	–	–	–	–	–	–	–	–
9003	1	–	5	1	–	5	1	–	4	–	–	1	–	–	–	–	–	–
9101	–	2	–	–	2	–	–	1	–	–	1	–	–	–	–	–	–	–
9102	1	1	4	1	1	4	1	1	3	–	–	–	–	–	1	–	–	–
9103	39	34	29	39	34	29	33	29	26	6	5	3	–	–	–	–	–	–
9200	–	2	–	–	2	–	–	1	–	–	1	–	–	–	–	–	–	–
9311	5	10	6	5	9	6	3	6	5	2	3	1	–	–	–	–	1	–
9312	351	354	398	351	326	383	279	257	297	70	64	82	2	5	4	–	28	15
9313	93	101	111	93	97	109	42	54	64	47	43	45	4	–	–	–	4	2
9319	59	32	35	59	29	35	45	20	23	14	7	12	–	2	–	–	3	–
9321	142	107	61	142	103	60	128	85	53	14	18	7	–	–	–	–	4	1
9329	93	85	67	93	80	61	77	56	46	13	23	14	3	1	1	–	5	6
9411	48	36	54	48	33	52	21	17	24	24	16	25	3	–	3	–	3	2
9412	64	76	73	64	61	57	23	24	24	41	36	33	–	1	–	–	15	16
9420	117	158	143	117	148	132	48	75	79	63	65	45	6	8	8	–	10	11
9430	1.081	1.066	979	1.081	1.034	948	735	717	657	322	303	275	24	14	16	–	32	31
9491	241	324	275	241	312	268	172	230	197	64	77	64	5	5	7	–	12	7
9492	448	151	87	4	1	2	4	1	1	–	–	1	–	–	–	444	150	85
9493	30	53	44	30	50	42	26	34	17	4	15	24	–	1	1	–	3	2
9499	320	351	417	320	344	404	229	265	298	88	73	104	3	6	2	–	7	13
9511	86	85	67	86	78	63	41	37	37	44	37	25	1	4	1	–	7	4
9512	55	49	72	55	46	70	39	31	41	15	14	26	1	1	3	–	3	2
9521	78	63	65	78	61	62	41	36	45	33	23	17	4	2	–	–	2	3
9529	118	76	81	118	73	76	96	57	53	19	16	20	3	–	3	–	3	5
9601	288	239	292	288	213	271	225	152	218	49	50	46	14	11	7	–	26	21
9602	74	59	82	74	57	82	29	24	32	43	29	43	2	4	7	–	2	–
9603	69	92	97	69	85	97	40	53	61	26	32	35	3	–	1	–	7	–
9609	58	44	51	58	39	50	27	26	28	30	11	21	1	2	1	–	5	1
9700	18	19	24	18	19	24	14	9	17	4	10	7	–	–	–	–	–	–
9900	5	6	3	5	5	3	2	1	1	3	4	2	–	–	–	–	1	–
Ignorado	27.778	12.854	12.478	930	762	774	872	684	691	48	72	75	10	6	8	26.848	12.092	11.704

Fonte: DATAPREV, CAT, SUB.

Nota: Os dados são preliminares, estando sujeitos a correções.

Capítulo 21 - São Paulo

21.2 - Quantidade de acidentes do trabalho, por situação do registro e motivo, segundo os grupos de idade e sexo, no estado de São Paulo - 2014/2016

GRUPOS DE IDADE E SEXO	QUANTIDADE DE ACIDENTES DO TRABALHO																	
	Total			Com CAT Registrada												Sem CAT Registrada		
				Total			Motivo											
							Típico			Trajeto			Doença do Trabalho					
	2014	2015	2016	2014	2015	2016	2014	2015	2016	2014	2015	2016	2014	2015	2016	2014	2015	2016
TOTAL	**241.829**	**210.980**	**198.354**	**209.226**	**185.496**	**175.589**	**157.683**	**138.757**	**129.273**	**45.342**	**41.251**	**42.112**	**6.201**	**5.488**	**4.204**	**32.603**	**25.484**	**22.765**
Masculino	**160.783**	**137.058**	**127.948**	**140.703**	**121.344**	**113.773**	**110.474**	**94.673**	**87.613**	**26.392**	**23.368**	**23.669**	**3.837**	**3.303**	**2.491**	**20.080**	**15.714**	**14.175**
Feminino	**81.040**	**73.915**	**70.398**	**68.517**	**64.145**	**61.808**	**47.204**	**44.077**	**41.653**	**18.949**	**17.883**	**18.443**	**2.364**	**2.185**	**1.712**	**12.523**	**9.770**	**8.590**
Ignorado	**6**	**7**	**8**	**6**	**7**	**8**	**5**	**7**	**7**	**1**	**–**	**–**	**–**	**–**	**1**	**–**	**–**	**–**
Até 19 anos	9.272	6.753	5.250	8.638	6.328	4.954	6.670	4.745	3.494	1.916	1.551	1.437	52	32	23	634	425	296
Masculino	6.991	4.922	3.781	6.509	4.602	3.548	5.223	3.623	2.617	1.251	962	918	35	17	13	482	320	233
Feminino	2.281	1.831	1.469	2.129	1.726	1.406	1.447	1.122	877	665	589	519	17	15	10	152	105	63
Ignorado	–	–	–	–	–	–	–	–	–	–	–	–	–	–	–	–	–	–
20 a 24 anos	34.648	28.891	26.337	31.906	26.841	24.405	23.609	19.501	17.098	8.039	7.115	7.131	258	225	176	2.742	2.050	1.932
Masculino	25.440	20.746	18.759	23.518	19.291	17.396	18.338	14.759	12.891	5.025	4.410	4.423	155	122	82	1.922	1.455	1.363
Feminino	9.204	8.141	7.576	8.384	7.546	7.007	5.268	4.738	4.205	3.013	2.705	2.708	103	103	94	820	595	569
Ignorado	4	4	2	4	4	2	3	4	2	1	–	–	–	–	–	–	–	–
25 a 29 anos	40.422	34.130	31.061	36.451	31.130	28.470	26.897	22.993	20.518	8.903	7.624	7.581	651	513	371	3.971	3.000	2.591
Masculino	27.302	22.640	20.573	24.725	20.706	18.901	19.116	16.034	14.383	5.242	4.397	4.332	367	275	186	2.577	1.934	1.672
Feminino	13.119	11.490	10.485	11.725	10.424	9.566	7.780	6.959	6.132	3.661	3.227	3.249	284	238	185	1.394	1.066	919
Ignorado	1	–	3	1	–	3	1	–	3	–	–	–	–	–	–	–	–	–
30 a 34 anos	40.129	35.430	33.021	35.329	31.719	29.673	26.285	23.409	21.540	7.984	7.392	7.459	1.060	918	674	4.800	3.711	3.348
Masculino	26.163	22.511	21.028	23.255	20.228	18.949	17.917	15.543	14.388	4.718	4.173	4.193	620	512	368	2.908	2.283	2.079
Feminino	13.966	12.918	11.993	12.074	11.490	10.724	8.368	7.865	7.152	3.266	3.219	3.266	440	406	306	1.892	1.428	1.269
Ignorado	–	1	–	–	1	–	–	1	–	–	–	–	–	–	–	–	–	–
35 a 39 anos	34.587	31.245	30.407	29.662	27.301	26.842	22.493	20.537	19.855	5.992	5.683	6.129	1.177	1.081	858	4.925	3.944	3.565
Masculino	22.037	19.489	18.859	19.114	17.146	16.754	15.004	13.315	12.824	3.389	3.141	3.397	721	690	533	2.923	2.343	2.105
Feminino	12.550	11.756	11.547	10.548	10.155	10.087	7.489	7.222	7.031	2.603	2.542	2.732	456	391	324	2.002	1.601	1.460
Ignorado	–	–	1	–	–	1	–	–	–	–	–	–	–	–	1	–	–	–
40 a 44 anos	27.359	24.410	23.906	22.743	20.689	20.494	17.394	15.573	15.493	4.312	4.138	4.250	1.037	978	751	4.616	3.721	3.412
Masculino	17.338	15.294	14.814	14.631	13.053	12.738	11.513	10.132	9.971	2.430	2.301	2.311	688	620	456	2.707	2.241	2.076
Feminino	10.021	9.116	9.092	8.112	7.636	7.756	5.881	5.441	5.522	1.882	1.837	1.939	349	358	295	1.909	1.480	1.336
Ignorado	–	–	–	–	–	–	–	–	–	–	–	–	–	–	–	–	–	–
45 a 49 anos	23.029	20.107	19.325	18.478	16.717	16.294	14.100	12.693	12.398	3.404	3.170	3.232	974	854	664	4.551	3.390	3.031
Masculino	14.636	12.468	11.882	11.973	10.455	10.109	9.469	8.233	7.991	1.887	1.711	1.721	617	511	397	2.663	2.013	1.773
Feminino	8.392	7.639	7.443	6.504	6.262	6.185	4.630	4.460	4.407	1.517	1.459	1.511	357	343	267	1.888	1.377	1.258
Ignorado	1	–	–	1	–	–	1	–	–	–	–	–	–	–	–	–	–	–
50 a 54 anos	16.694	15.373	14.770	13.353	12.586	12.248	10.259	9.677	9.309	2.484	2.361	2.496	610	548	443	3.341	2.787	2.522
Masculino	10.495	9.478	9.071	8.518	7.890	7.511	6.819	6.353	5.996	1.316	1.210	1.235	383	327	280	1.977	1.588	1.560
Feminino	6.199	5.895	5.697	4.835	4.696	4.735	3.440	3.324	3.311	1.168	1.151	1.261	227	221	163	1.364	1.199	962
Ignorado	–	–	2	–	–	2	–	–	2	–	–	–	–	–	–	–	–	–
55 a 59 anos	10.196	9.340	8.974	8.112	7.639	7.542	6.349	5.991	5.912	1.500	1.409	1.467	263	239	163	2.084	1.701	1.432
Masculino	6.383	5.750	5.464	5.172	4.778	4.611	4.321	3.974	3.846	693	652	656	158	152	109	1.211	972	853
Feminino	3.813	3.588	3.510	2.940	2.859	2.931	2.028	2.015	2.066	807	757	811	105	87	54	873	729	579
Ignorado	–	2	–	–	2	–	–	2	–	–	–	–	–	–	–	–	–	–
60 a 64 anos	4.192	3.948	3.908	3.370	3.292	3.344	2.682	2.652	2.620	597	572	673	91	68	51	822	656	564
Masculino	3.039	2.779	2.683	2.408	2.280	2.273	2.016	1.943	1.901	321	291	332	71	46	40	631	499	410
Feminino	1.153	1.169	1.225	962	1.012	1.071	666	709	719	276	281	341	20	22	11	191	157	154
Ignorado	–	–	–	–	–	–	–	–	–	–	–	–	–	–	–	–	–	–
65 a 69 anos	996	1.051	1.054	892	961	991	717	752	786	157	185	188	18	24	17	104	90	63
Masculino	733	759	783	659	698	736	559	582	611	88	93	110	12	23	15	74	61	47
Feminino	263	292	271	233	263	255	158	170	175	69	92	78	6	1	2	30	29	16
Ignorado	–	–	–	–	–	–	–	–	–	–	–	–	–	–	–	–	–	–
70 anos e mais	293	286	336	283	279	328	220	223	248	53	48	68	10	8	12	10	7	8
Masculino	218	213	247	216	209	244	175	175	193	31	26	40	10	8	11	2	4	3
Feminino	75	73	89	67	70	84	45	48	55	22	22	28	–	–	1	8	3	5
Ignorado	–	–	–	–	–	–	–	–	–	–	–	–	–	–	–	–	–	–
Ignorada	12	16	5	9	14	4	8	11	2	1	3	1	–	–	1	3	2	1
Masculino	8	9	4	5	8	3	4	7	1	1	1	1	–	–	1	3	1	1
Feminino	4	7	1	4	6	1	4	4	1	–	2	–	–	–	–	–	1	–
Ignorado	–	–	–	–	–	–	–	–	–	–	–	–	–	–	–	–	–	–

Fonte: DATAPREV, CAT, SUB.
Nota: Os dados são preliminares, estando sujeitos a correções.

Capítulo 21 - São Paulo

21.3 - Quantidade mensal de acidentes do trabalho, por situação do registro e motivo, no estado de São Paulo - 2014/2016

MESES	QUANTIDADE DE ACIDENTES DO TRABALHO																	
	Total			Com CAT Registrada												Sem CAT Registrada		
				Total			Motivo											
							Típico			Trajeto			Doença do Trabalho					
	2014	2015	2016	2014	2015	2016	2014	2015	2016	2014	2015	2016	2014	2015	2016	2014	2015	2016
TOTAL	**241.829**	**210.980**	**198.354**	**209.226**	**185.496**	**175.589**	**157.683**	**138.757**	**129.273**	**45.342**	**41.251**	**42.112**	**6.201**	**5.488**	**4.204**	**32.603**	**25.484**	**22.765**
Janeiro	20.369	17.930	15.498	17.357	15.551	13.587	13.307	11.917	10.151	3.572	3.198	3.086	478	436	350	3.012	2.379	1.911
Fevereiro	20.200	17.241	16.187	17.276	15.041	14.167	13.095	11.267	10.559	3.627	3.338	3.202	554	436	406	2.924	2.200	2.020
Março	20.548	19.221	18.050	17.808	17.014	15.873	13.490	12.818	11.733	3.760	3.677	3.701	558	519	439	2.740	2.207	2.177
Abril	19.758	16.832	16.754	16.994	14.882	14.691	12.728	11.171	10.724	3.706	3.218	3.551	560	493	416	2.764	1.950	2.063
Maio	20.798	17.834	16.996	17.734	15.751	14.868	13.205	11.596	10.778	3.961	3.624	3.686	568	531	404	3.064	2.083	2.128
Junho	18.508	17.264	17.511	15.998	15.153	15.492	11.951	11.212	11.226	3.577	3.481	3.838	470	460	428	2.510	2.111	2.019
Julho	20.676	18.224	16.493	17.894	15.820	14.621	13.407	11.801	10.694	3.954	3.518	3.565	533	501	362	2.782	2.404	1.872
Agosto	21.289	18.947	18.479	18.333	16.509	16.443	13.722	12.217	11.864	4.014	3.823	4.173	597	469	406	2.956	2.438	2.036
Setembro	22.067	18.240	16.370	19.262	16.080	14.565	14.493	12.069	10.807	4.213	3.565	3.469	556	446	289	2.805	2.160	1.805
Outubro	22.210	17.957	16.209	19.388	15.887	14.548	14.621	11.915	10.771	4.226	3.538	3.503	541	434	274	2.822	2.070	1.661
Novembro	18.875	16.494	15.354	16.613	14.702	13.723	12.638	10.994	10.270	3.552	3.269	3.215	423	439	238	2.262	1.792	1.631
Dezembro	16.531	14.796	14.453	14.569	13.106	13.011	11.026	9.780	9.696	3.180	3.002	3.123	363	324	192	1.962	1.690	1.442

Fonte: DATAPREV, CAT, SUB.
Nota: Os dados são preliminares, estando sujeitos a correções.

DISTRIBUIÇÃO DE ACIDENTES DO TRABALHO, POR MOTIVO, NO ESTADO DE SÃO PAULO - 2016

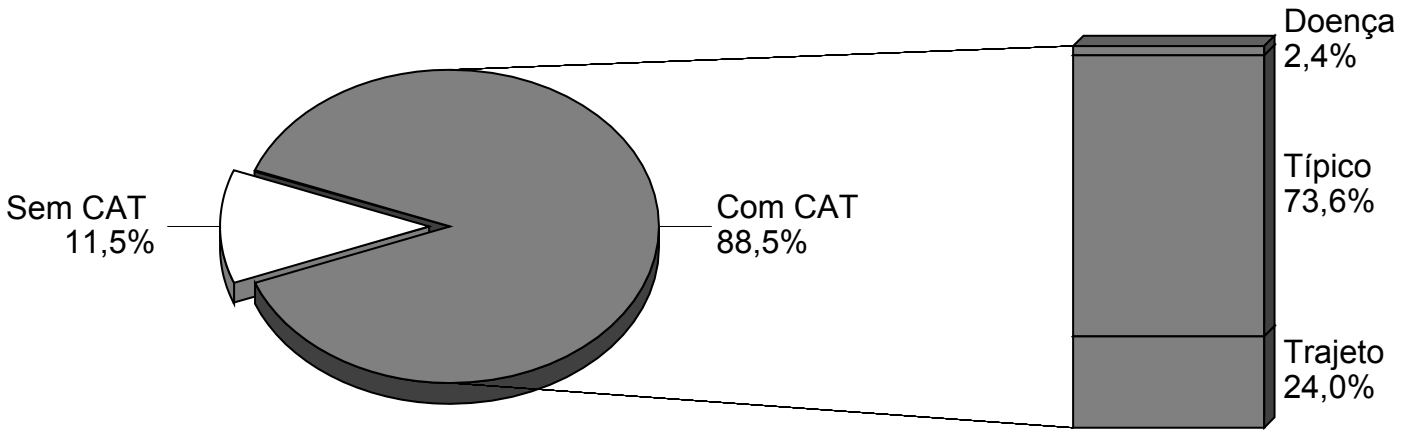

Fonte: DATAPREV, CAT, SUB.

Capítulo 22 - Paraná

22.1 - Quantidade de acidentes do trabalho, por situação do registro e motivo, segundo a Classificação Nacional de Atividades Econômicas (CNAE), no estado do Paraná - 2014/2016

(continua)

CNAE	QUANTIDADE DE ACIDENTES DO TRABALHO																	
	Total			Com CAT Registrada												Sem CAT Registrada		
				Total			Motivo											
							Típico			Trajeto			Doença do Trabalho					
	2014	2015	2016	2014	2015	2016	2014	2015	2016	2014	2015	2016	2014	2015	2016	2014	2015	2016
TOTAL	**52.977**	**47.866**	**43.209**	**42.992**	**40.024**	**36.630**	**33.903**	**31.647**	**28.440**	**7.960**	**7.496**	**7.603**	**1.129**	**881**	**587**	**9.985**	**7.842**	**6.579**
0111	116	60	44	84	51	38	47	46	31	36	5	7	1	–	–	32	9	6
0112	41	16	6	3	1	3	3	1	3	–	–	–	–	–	–	38	15	3
0113	92	137	195	91	132	188	85	98	123	1	8	47	5	26	18	1	5	7
0114	–	1	–	–	–	–	–	–	–	–	–	–	–	–	–	–	1	–
0115	79	72	70	79	71	69	70	64	60	9	7	9	–	–	–	–	1	1
0116	5	4	2	5	4	1	4	4	1	1	–	–	–	–	–	–	–	1
0119	20	21	29	20	21	29	18	17	25	2	4	4	–	–	–	–	–	–
0121	555	157	134	21	15	19	14	11	12	6	4	7	1	–	–	534	142	115
0122	3	3	6	3	2	6	2	1	4	1	1	2	–	–	–	–	1	–
0131	8	5	5	8	5	5	7	3	5	1	2	–	–	–	–	–	–	–
0132	1	2	1	1	2	1	1	2	1	–	–	–	–	–	–	–	–	–
0133	12	8	12	12	8	8	11	5	7	1	3	1	–	–	–	–	–	4
0134	18	10	3	4	5	1	4	4	–	–	1	1	–	–	–	14	5	2
0139	45	14	8	11	7	8	10	6	5	–	1	2	1	–	1	34	7	–
0141	42	69	57	42	68	56	36	58	50	6	10	5	–	–	1	–	1	1
0142	1	1	–	1	1	–	1	1	–	–	–	–	–	–	–	–	–	–
0151	53	29	42	53	29	42	51	26	39	2	3	3	–	–	–	–	–	–
0152	3	3	4	3	3	3	3	3	2	–	–	1	–	–	–	–	–	1
0153	–	–	1	–	–	1	–	–	1	–	–	–	–	–	–	–	–	–
0154	45	41	60	45	39	57	36	33	45	8	6	12	1	–	–	–	2	3
0155	196	192	188	196	185	182	176	162	157	15	20	24	5	3	1	–	7	6
0159	1	2	1	1	2	1	1	2	–	–	–	1	–	–	–	–	–	–
0161	312	317	313	312	306	306	298	292	289	14	14	17	–	–	–	–	11	7
0162	30	34	33	30	27	30	28	25	27	2	2	3	–	–	–	–	7	3
0163	17	15	8	17	13	7	12	6	5	5	6	2	–	1	–	–	2	1
0210	122	123	109	122	117	104	113	110	95	8	7	9	1	–	–	–	6	5
0220	4	3	1	4	3	1	3	3	1	1	–	–	–	–	–	–	–	–
0230	80	124	128	80	119	124	75	107	120	5	12	4	–	–	–	–	5	4
0312	3	–	–	1	–	–	1	–	–	–	–	–	–	–	–	2	–	–
0322	3	1	2	3	1	2	3	1	1	–	–	1	–	–	–	–	–	–
0500	1	2	1	1	2	1	1	2	1	–	–	–	–	–	–	–	–	–
0724	7	5	4	6	5	2	4	4	1	2	1	1	–	–	–	1	–	2
0810	85	87	57	85	84	55	74	76	46	8	8	7	3	–	2	–	3	2
0891	16	10	7	16	10	7	15	8	7	1	2	–	–	–	–	–	–	–
0892	1	–	–	1	–	–	–	–	–	1	–	–	–	–	–	–	–	–
0899	16	19	8	16	19	8	11	18	4	5	1	4	–	–	–	–	–	–
0910	3	–	1	3	–	–	2	–	–	1	–	–	–	–	–	–	–	1
0990	5	5	3	5	5	3	5	3	3	–	2	–	–	–	–	–	–	–
1011	152	139	124	152	119	107	136	102	98	8	10	6	8	7	3	–	20	17
1012	2.806	2.840	2.362	2.508	2.572	2.182	2.025	2.115	1.931	186	217	152	297	240	99	298	268	180
1013	136	143	165	136	133	154	109	115	132	8	9	15	19	9	7	–	10	11
1020	24	28	23	24	24	20	19	19	15	5	4	5	–	1	–	–	4	3
1031	12	16	19	12	16	17	11	13	13	1	3	3	–	–	1	–	–	2
1032	44	30	17	44	30	17	41	25	16	3	4	1	–	1	–	–	–	–
1033	16	10	10	16	8	10	13	6	5	2	2	5	1	–	–	–	2	–
1041	81	127	103	81	124	101	71	108	84	10	16	16	–	–	1	–	3	2
1042	6	3	5	6	3	5	4	3	4	2	–	1	–	–	–	–	–	–
1043	16	26	14	16	26	13	10	21	11	5	5	1	1	–	1	–	–	1
1051	59	80	65	59	74	50	46	62	44	12	12	6	1	–	–	–	6	15
1052	145	145	136	145	134	128	126	108	108	19	23	20	–	3	–	–	11	8
1053	13	19	8	13	16	7	11	13	5	2	3	2	–	–	–	–	3	1
1061	14	22	21	14	20	20	14	17	16	–	2	4	–	1	–	–	2	1
1062	102	109	92	102	105	86	90	92	77	10	13	9	2	–	–	–	4	6
1063	57	31	47	57	29	45	49	27	41	8	2	4	–	–	–	–	2	2
1064	35	18	28	35	18	26	25	17	15	10	1	10	–	–	1	–	–	2
1065	64	95	94	64	89	88	54	81	72	10	8	16	–	–	–	–	6	6
1066	204	247	231	204	236	212	177	200	168	25	35	42	2	1	2	–	11	19
1069	76	58	57	76	53	54	65	43	49	11	9	5	–	1	–	–	5	3
1071	445	422	373	445	364	339	418	336	320	19	26	16	8	2	3	–	58	34
1072	26	19	39	26	17	38	26	16	38	–	1	–	–	–	–	–	2	1
1081	8	16	17	8	5	9	7	5	7	1	–	2	–	–	–	–	11	8
1082	73	70	83	73	66	80	60	56	67	13	10	13	–	–	–	–	4	3
1091	146	164	178	146	154	164	103	127	133	38	27	31	5	–	–	–	10	14
1092	74	81	81	74	77	78	59	68	61	15	8	16	–	1	1	–	4	3
1093	150	91	67	150	87	64	59	50	28	34	19	22	57	18	14	–	4	3
1094	75	93	77	75	84	71	59	59	54	14	23	15	2	2	2	–	9	6
1095	5	4	9	5	3	8	3	3	7	2	–	1	–	–	–	–	1	1
1096	6	13	12	6	10	11	6	7	8	–	2	2	–	1	1	–	3	1
1099	210	198	172	210	174	155	168	142	123	35	31	30	7	1	2	–	24	17
1111	5	3	3	–	2	2	–	1	1	–	1	1	–	–	–	5	1	1
1112	7	5	2	5	5	2	4	4	2	1	1	–	–	–	–	2	–	–
1113	50	62	56	50	60	54	47	55	47	3	5	7	–	–	–	–	2	2
1121	5	10	13	5	9	13	3	9	10	2	–	3	–	–	–	–	1	–
1122	134	111	66	134	110	66	121	101	52	13	9	14	–	–	–	–	1	–
1210	3	5	3	3	5	3	3	4	1	–	–	2	–	1	–	–	–	–

Capítulo 22 - Paraná

22.1 - Quantidade de acidentes do trabalho, por situação do registro e motivo, segundo a Classificação Nacional de Atividades Econômicas (CNAE), no estado do Paraná - 2014/2016

(continuação)

CNAE	QUANTIDADE DE ACIDENTES DO TRABALHO																	
	Total			Com CAT Registrada												Sem CAT Registrada		
				Total			Motivo											
							Típico			Trajeto			Doença do Trabalho					
	2014	2015	2016	2014	2015	2016	2014	2015	2016	2014	2015	2016	2014	2015	2016	2014	2015	2016
1220	1	2	5	1	–	3	1	–	2	–	–	1	–	–	–	–	2	2
1311	57	59	32	57	48	29	42	38	22	13	10	5	2	–	2	–	11	3
1312	8	5	8	8	5	7	8	5	6	–	–	1	–	–	–	–	–	1
1313	8	4	6	8	3	5	7	3	5	1	–	–	–	–	–	–	1	1
1314	5	4	3	5	4	3	4	4	1	1	–	2	–	–	–	–	–	–
1321	1	1	1	1	1	1	1	–	1	–	1	–	–	–	–	–	–	–
1323	19	22	42	19	20	38	15	18	29	4	2	9	–	–	–	–	2	4
1330	6	4	1	6	2	1	3	2	1	3	–	–	–	–	–	–	2	–
1340	43	26	29	43	22	27	35	13	18	7	9	9	1	–	–	–	4	2
1351	9	4	6	9	4	6	5	3	4	4	1	2	–	–	–	–	–	–
1352	2	7	2	2	7	2	2	4	2	–	3	–	–	–	–	–	–	–
1353	5	3	7	5	3	7	4	1	3	1	2	4	–	–	–	–	–	–
1354	33	43	40	33	33	37	29	29	27	4	4	10	–	–	–	–	10	3
1359	21	24	17	21	23	16	13	15	11	8	8	5	–	–	–	–	1	1
1411	32	30	25	32	25	22	17	16	15	15	9	7	–	–	–	–	5	3
1412	357	329	247	357	282	207	231	172	129	125	108	73	1	2	5	–	47	40
1413	13	18	12	13	14	10	10	11	6	3	3	4	–	–	–	–	4	2
1414	21	21	13	21	18	11	12	13	10	9	5	–	–	–	1	–	3	2
1422	3	2	3	2	2	3	1	–	3	1	2	–	–	–	–	1	–	–
1510	95	69	77	95	65	74	86	54	61	8	11	12	1	–	1	–	4	3
1521	21	26	19	19	25	19	15	18	14	4	6	5	–	1	–	2	1	–
1529	7	9	6	7	9	6	7	9	3	–	–	3	–	–	–	–	–	–
1531	51	39	38	47	30	26	37	24	21	10	6	5	–	–	–	4	9	12
1533	5	1	4	5	1	4	4	–	4	1	1	–	–	–	–	–	–	–
1539	–	1	5	–	1	5	–	1	5	–	–	–	–	–	–	–	–	–
1540	1	2	–	1	2	–	1	–	–	–	2	–	–	–	–	–	–	–
1610	526	494	446	501	452	426	474	425	394	24	21	32	3	6	–	25	42	20
1621	337	294	257	337	280	244	300	257	220	32	20	22	5	3	2	–	14	13
1622	60	26	45	60	25	44	52	22	38	8	3	6	–	–	–	–	1	1
1623	86	47	64	86	43	62	80	38	57	5	5	5	1	–	–	–	4	2
1629	103	104	82	103	100	74	95	91	66	8	9	6	–	–	2	–	4	8
1710	32	87	108	32	86	107	30	81	90	2	5	17	–	–	–	–	1	1
1721	209	236	204	206	222	199	180	190	166	25	32	32	1	–	1	3	14	5
1722	23	18	6	23	18	5	20	13	4	3	5	1	–	–	–	–	–	1
1731	70	90	64	68	83	62	61	76	51	7	7	11	–	–	–	2	7	2
1732	3	2	–	1	2	–	–	1	–	1	1	–	–	–	–	2	–	–
1733	21	14	12	21	13	10	18	8	9	2	4	–	1	1	1	–	1	2
1741	99	83	48	93	69	43	72	54	33	18	13	9	3	2	1	6	14	5
1742	50	33	32	50	31	31	45	27	25	4	4	6	1	–	–	–	2	1
1749	32	69	53	30	35	29	25	30	19	4	4	10	1	1	–	2	34	24
1811	26	29	24	24	29	22	23	22	14	1	7	8	–	–	–	2	–	2
1812	33	16	10	6	11	10	3	8	6	3	3	4	–	–	–	27	5	–
1813	49	30	34	49	29	32	41	19	24	8	10	8	–	–	–	–	1	2
1821	18	11	6	16	8	6	14	6	5	2	2	1	–	–	–	2	3	–
1822	11	3	4	11	3	4	9	2	2	2	–	2	–	1	–	–	–	–
1830	1	–	–	1	–	–	1	–	–	–	–	–	–	–	–	–	–	–
1910	2	5	1	–	–	–	–	–	–	–	–	–	–	–	–	2	5	1
1921	58	38	37	58	37	37	51	31	30	7	6	7	–	–	–	–	1	–
1922	3	2	–	3	2	–	2	1	–	1	1	–	–	–	–	–	–	–
1931	168	200	164	160	155	127	151	138	124	9	17	3	–	–	–	8	45	37
1932	6	8	–	6	7	–	5	7	–	1	–	–	–	–	–	–	1	–
2011	2	1	–	2	1	–	2	1	–	–	–	–	–	–	–	–	–	–
2012	–	1	–	–	1	–	–	1	–	–	–	–	–	–	–	–	–	–
2013	182	196	139	182	189	131	153	169	118	29	13	11	–	7	2	–	7	8
2014	3	5	–	3	5	–	3	2	–	–	3	–	–	–	–	–	–	–
2019	4	5	10	4	5	10	2	5	10	1	–	–	1	–	–	–	–	–
2021	3	–	–	1	–	–	–	–	–	1	–	–	–	–	–	2	–	–
2022	9	10	11	9	10	10	7	9	10	2	1	–	–	–	–	–	–	1
2029	24	25	23	24	25	20	24	21	17	–	4	3	–	–	–	–	–	3
2031	7	1	1	7	–	1	5	–	1	2	–	–	–	–	–	–	1	–
2032	7	7	10	7	7	10	6	6	9	1	1	1	–	–	–	–	–	–
2033	1	3	4	1	3	4	1	2	3	–	1	1	–	–	–	–	–	–
2040	1	2	–	1	2	–	1	2	–	–	–	–	–	–	–	–	–	–
2051	18	12	12	18	5	6	13	4	6	4	1	–	1	–	–	–	7	6
2052	2	2	3	2	2	3	1	2	3	1	–	–	–	–	–	–	–	–
2061	17	24	13	17	23	11	12	17	9	4	6	2	1	–	–	–	1	2
2062	13	7	11	13	7	11	9	6	8	3	1	3	1	–	–	–	–	–
2063	47	35	38	47	34	36	36	22	30	10	11	6	1	1	–	–	1	2
2071	36	31	33	36	30	33	31	27	25	5	3	8	–	–	–	–	1	–
2072	1	–	–	1	–	–	1	–	–	–	–	–	–	–	–	–	–	–
2073	11	1	4	11	1	4	10	1	2	1	–	2	–	–	–	–	–	–
2091	9	4	11	6	3	11	4	2	8	2	1	3	–	–	–	3	1	–
2092	45	37	40	45	35	40	42	31	36	3	3	4	–	1	–	–	2	–
2093	14	5	8	14	5	8	12	4	8	2	1	–	–	–	–	–	–	–
2094	1	1	–	1	1	–	1	1	–	–	–	–	–	–	–	–	–	–
2099	104	98	80	104	97	75	89	79	67	15	17	7	–	1	1	–	1	5
2110	2	5	2	2	5	2	2	4	2	–	1	–	–	–	–	–	–	–
2121	58	99	71	55	98	71	44	77	56	11	20	15	–	1	–	3	1	–

Capítulo 22 - Paraná

22.1 - Quantidade de acidentes do trabalho, por situação do registro e motivo, segundo a Classificação Nacional de Atividades Econômicas (CNAE), no estado do Paraná - 2014/2016

(continuação)

CNAE	QUANTIDADE DE ACIDENTES DO TRABALHO																	
	Total			Com CAT Registrada												Sem CAT Registrada		
				Total			Motivo											
							Típico			Trajeto			Doença do Trabalho					
	2014	2015	2016	2014	2015	2016	2014	2015	2016	2014	2015	2016	2014	2015	2016	2014	2015	2016
2122	10	20	11	10	20	11	7	15	11	3	5	–	–	–	–	–	–	–
2123	2	–	–	2	–	–	2	–	–	–	–	–	–	–	–	–	–	–
2211	28	29	46	26	28	42	18	22	27	8	6	15	–	–	–	2	1	4
2212	34	37	38	34	36	35	26	27	30	8	8	3	–	1	2	–	1	3
2219	128	88	74	108	78	72	93	71	65	14	7	7	1	–	–	20	10	2
2221	27	33	15	27	31	15	25	21	12	2	10	3	–	–	–	–	2	–
2222	259	293	253	259	270	228	218	222	177	37	47	50	4	1	1	–	23	25
2223	14	8	9	14	8	9	12	7	7	2	1	2	–	–	–	–	–	–
2229	326	240	241	325	224	222	271	180	169	46	44	52	8	–	1	1	16	19
2311	147	102	89	142	96	88	125	90	77	17	6	10	–	–	1	5	6	1
2319	41	22	41	41	21	41	37	20	32	4	1	9	–	–	–	–	1	–
2320	47	34	23	46	33	23	36	28	21	9	5	2	1	–	–	1	1	–
2330	359	317	263	359	304	247	319	252	208	38	51	36	2	1	3	–	13	16
2341	–	1	1	–	1	1	–	–	1	–	1	–	–	–	–	–	–	–
2342	115	117	92	115	112	89	102	103	70	13	9	19	–	–	–	–	5	3
2349	25	34	20	25	34	20	17	24	11	8	10	9	–	–	–	–	–	–
2391	39	37	41	39	37	40	34	31	26	5	5	14	–	1	–	–	–	1
2392	17	14	15	17	13	14	14	11	13	2	2	1	1	–	–	–	1	1
2399	23	15	13	23	14	13	19	12	10	3	2	3	1	–	–	–	1	–
2412	3	–	–	3	–	–	3	–	–	–	–	–	–	–	–	–	–	–
2421	5	2	–	5	2	–	4	1	–	1	1	–	–	–	–	–	–	–
2422	2	1	1	–	1	1	–	1	1	–	–	–	–	–	–	2	–	–
2423	7	2	–	7	2	–	7	2	–	–	–	–	–	–	–	–	–	–
2424	24	10	19	24	10	16	24	10	15	–	–	1	–	–	–	–	–	3
2431	28	13	3	28	13	3	23	13	3	5	–	–	–	–	–	–	–	–
2439	3	6	2	3	6	2	3	5	2	–	1	–	–	–	–	–	–	–
2441	55	41	38	55	41	36	44	32	27	8	7	9	3	2	–	–	–	2
2443	1	4	2	1	4	2	1	4	–	–	–	1	–	–	1	–	–	–
2449	7	8	2	7	7	2	4	6	1	3	1	1	–	–	–	–	1	–
2451	45	37	40	45	35	35	43	33	31	2	2	4	–	–	–	–	2	5
2452	59	47	39	57	44	39	46	37	35	10	6	4	1	1	–	2	3	–
2511	185	156	139	178	147	133	159	129	117	15	17	12	4	1	4	7	9	6
2512	152	151	113	149	146	107	127	132	89	20	13	17	2	1	1	3	5	6
2513	30	29	30	30	29	29	30	28	27	–	1	2	–	–	–	–	–	1
2521	17	23	27	17	21	25	14	18	24	3	3	1	–	–	–	–	2	2
2522	11	15	2	–	5	–	–	5	–	–	–	–	–	–	–	11	10	2
2531	5	3	3	5	3	3	4	3	3	1	–	–	–	–	–	–	–	–
2532	59	79	54	59	75	52	54	69	45	5	6	7	–	–	–	–	4	2
2539	143	85	86	143	81	83	121	63	71	22	15	12	–	3	–	–	4	3
2542	70	80	50	70	77	48	57	57	43	11	19	5	2	1	–	–	3	2
2543	34	25	29	34	25	28	29	21	24	4	4	4	1	–	–	–	–	1
2550	1	1	–	1	1	–	1	1	–	–	–	–	–	–	–	–	–	–
2591	28	23	21	28	23	21	24	21	20	4	2	1	–	–	–	–	–	–
2592	46	42	30	46	38	26	42	29	23	4	8	3	–	1	–	–	4	4
2593	47	37	45	47	33	41	42	26	33	5	7	6	–	–	2	–	4	4
2599	215	193	149	215	190	145	186	157	122	25	31	22	4	2	1	–	3	4
2610	18	18	27	18	18	27	10	12	9	8	6	18	–	–	–	–	–	–
2621	56	40	16	56	40	16	27	25	7	26	14	8	3	1	1	–	–	–
2622	8	6	7	8	6	7	6	2	5	2	4	2	–	–	–	–	–	–
2631	7	5	9	7	5	9	5	4	6	2	–	2	–	1	1	–	–	–
2632	5	2	1	5	2	1	5	1	1	–	1	–	–	–	–	–	–	–
2640	19	30	10	19	28	10	13	24	5	5	3	5	1	1	–	–	2	–
2651	11	10	13	11	9	13	7	6	6	2	3	7	2	–	–	–	1	–
2652	1	1	–	1	1	–	1	1	–	–	–	–	–	–	–	–	–	–
2660	4	2	1	4	2	1	2	1	1	2	1	–	–	–	–	–	–	–
2670	–	–	1	–	–	1	–	–	–	–	–	1	–	–	–	–	–	–
2680	1	–	–	1	–	–	1	–	–	–	–	–	–	–	–	–	–	–
2710	43	31	44	43	29	43	35	23	33	8	6	10	–	–	–	–	2	1
2721	1	–	–	–	–	–	–	–	–	–	–	–	–	–	–	1	–	–
2722	74	61	64	74	55	56	57	48	44	15	7	12	2	–	–	–	6	8
2731	41	32	32	39	30	30	29	20	22	6	9	8	4	1	–	2	2	2
2732	17	2	5	17	2	4	14	2	3	3	–	–	–	–	1	–	–	1
2733	55	37	31	55	36	31	39	30	26	13	5	4	3	1	1	–	1	–
2740	14	18	14	14	18	14	13	15	12	1	3	2	–	–	–	–	–	–
2751	135	83	55	130	78	52	99	53	35	17	12	13	14	13	4	5	5	3
2759	14	15	7	14	15	7	10	12	4	2	3	3	2	–	–	–	–	–
2790	16	19	32	16	19	32	13	17	21	3	2	11	–	–	–	–	–	–
2811	8	11	7	4	8	4	2	7	3	2	1	1	–	–	–	4	3	3
2812	14	20	11	12	18	11	9	14	9	3	3	2	–	1	–	2	2	–
2813	16	18	18	15	18	15	9	17	10	6	1	4	–	–	1	1	–	3
2814	9	5	9	9	3	8	8	2	7	1	1	1	–	–	–	–	2	1
2815	17	9	6	17	9	5	13	7	5	4	2	–	–	–	–	–	–	1
2821	26	12	6	24	11	5	18	10	3	6	1	2	–	–	–	2	1	1
2822	62	45	27	62	44	25	56	34	18	5	7	6	1	3	1	–	1	2
2823	99	94	72	99	86	70	84	70	51	14	15	16	1	1	3	–	8	2
2824	13	5	7	13	5	7	9	4	3	4	–	4	–	1	–	–	–	–
2825	3	7	3	3	7	2	3	6	2	–	1	–	–	–	–	–	–	1

Capítulo 22 - Paraná

22.1 - Quantidade de acidentes do trabalho, por situação do registro e motivo, segundo a Classificação Nacional de Atividades Econômicas (CNAE), no estado do Paraná - 2014/2016

(continuação)

CNAE	QUANTIDADE DE ACIDENTES DO TRABALHO																	
	Total			Com CAT Registrada												Sem CAT Registrada		
				Total			Motivo											
							Típico			Trajeto			Doença do Trabalho					
	2014	2015	2016	2014	2015	2016	2014	2015	2016	2014	2015	2016	2014	2015	2016	2014	2015	2016
2829	114	119	67	114	115	63	93	104	55	21	11	7	–	–	1	–	4	4
2831	81	34	42	81	33	41	59	28	30	19	4	9	3	1	2	–	1	1
2832	1	2	3	1	2	3	1	–	3	–	2	–	–	–	–	–	–	–
2833	190	184	147	189	172	141	164	158	115	21	14	26	4	–	–	1	12	6
2840	25	42	29	25	40	26	23	32	21	2	8	5	–	–	–	–	2	3
2851	33	64	75	33	63	74	28	53	70	5	9	4	–	1	–	–	1	1
2852	5	5	1	5	5	1	3	5	1	2	–	–	–	–	–	–	–	–
2853	16	11	6	16	11	6	11	9	3	5	2	3	–	–	–	–	–	–
2854	5	10	5	5	9	5	5	8	3	–	1	1	–	–	1	–	1	–
2861	9	12	3	9	12	2	7	9	1	2	3	1	–	–	–	–	–	1
2862	45	39	35	45	37	32	39	29	26	5	7	6	1	1	–	–	2	3
2863	5	5	5	5	5	5	3	4	1	2	1	4	–	–	–	–	–	–
2865	7	18	6	7	18	6	5	18	4	2	–	1	–	–	1	–	–	–
2866	15	6	4	15	6	4	12	4	2	3	2	2	–	–	–	–	–	–
2869	72	90	68	72	88	66	61	79	51	10	9	15	1	–	–	–	2	2
2910	244	224	224	244	222	224	199	182	195	29	18	15	16	22	14	–	2	–
2920	174	104	68	174	103	68	137	83	50	34	18	16	3	2	2	–	1	–
2930	225	274	174	225	262	167	195	244	157	30	16	10	–	2	–	–	12	7
2941	348	291	187	348	283	182	309	255	162	30	24	11	9	4	9	–	8	5
2942	4	5	2	4	5	2	4	4	2	–	1	–	–	–	–	–	–	–
2944	40	34	40	40	27	33	34	24	27	6	3	6	–	–	–	–	7	7
2945	31	33	27	31	16	10	9	4	5	12	12	4	10	–	1	–	17	17
2949	282	201	200	282	194	194	213	159	149	33	31	39	36	4	6	–	7	6
2950	15	20	11	15	19	11	14	14	9	1	5	2	–	–	–	–	1	–
3011	2	5	2	2	3	1	2	3	1	–	–	–	–	–	–	–	2	1
3012	5	1	2	5	1	2	4	1	2	1	–	–	–	–	–	–	–	–
3032	–	–	1	–	–	1	–	–	1	–	–	–	–	–	–	–	–	–
3091	8	4	7	8	4	7	5	3	5	3	1	2	–	–	–	–	–	–
3092	9	32	13	9	30	13	8	24	10	1	6	2	–	–	1	–	2	–
3099	3	3	2	3	3	2	1	2	2	2	1	–	–	–	–	–	–	–
3101	550	508	447	550	432	386	442	344	319	105	87	65	3	1	2	–	76	61
3102	163	109	75	163	103	70	142	78	57	19	24	13	2	1	–	–	6	5
3103	14	33	19	14	20	16	10	15	9	4	5	7	–	–	–	–	13	3
3104	46	41	44	46	36	41	31	26	29	14	10	12	1	–	–	–	5	3
3211	1	5	4	1	5	4	–	1	2	1	4	2	–	–	–	–	–	–
3212	1	1	1	1	1	1	1	1	–	–	–	1	–	–	–	–	–	–
3220	–	2	–	–	2	–	–	2	–	–	–	–	–	–	–	–	–	–
3230	25	18	10	12	4	7	10	3	6	2	1	1	–	–	–	13	14	3
3240	36	24	19	36	23	17	30	18	15	6	5	2	–	–	–	–	1	2
3250	55	79	69	55	74	65	39	59	46	13	15	19	3	–	–	–	5	4
3291	27	18	15	21	11	14	18	10	12	3	1	2	–	–	–	6	7	1
3292	52	41	13	52	32	12	43	21	9	8	11	3	1	–	–	–	9	1
3299	70	71	50	70	70	50	61	58	39	9	12	11	–	–	–	–	1	–
3311	15	12	12	15	11	10	15	11	10	–	–	–	–	–	–	–	1	2
3312	3	4	6	3	4	6	1	3	3	2	1	3	–	–	–	–	–	–
3313	10	5	8	10	5	8	9	3	5	1	2	3	–	–	–	–	–	–
3314	71	79	75	71	75	69	58	58	52	13	17	17	–	–	–	–	4	6
3315	13	7	6	13	7	5	10	6	5	1	1	–	2	–	–	–	–	1
3316	3	–	1	3	–	1	–	–	1	3	–	–	–	–	–	–	–	–
3317	2	4	1	2	4	1	1	3	1	1	1	–	–	–	–	–	–	–
3319	10	15	10	10	11	10	9	11	10	1	–	–	–	–	–	–	4	–
3321	22	28	27	22	27	26	17	17	23	5	9	3	–	1	–	–	1	1
3329	9	8	11	9	8	11	8	4	5	1	4	6	–	–	–	–	–	–
3511	94	87	65	88	82	60	64	58	45	22	20	14	2	4	1	6	5	5
3512	12	9	10	12	7	9	3	6	8	8	1	1	1	–	–	–	2	1
3513	1	–	–	1	–	–	–	–	–	1	–	–	–	–	–	–	–	–
3514	160	155	134	160	154	134	114	111	93	38	34	28	8	9	13	–	1	–
3520	4	2	3	4	2	3	3	2	2	1	–	1	–	–	–	–	–	–
3600	544	436	502	544	436	502	460	378	446	82	55	54	2	3	2	–	–	–
3701	4	10	1	4	10	1	4	8	1	–	2	–	–	–	–	–	–	–
3702	18	9	11	18	9	11	18	8	9	–	1	2	–	–	–	–	–	–
3811	434	319	314	434	317	310	371	281	271	44	27	36	19	9	3	–	2	4
3812	3	2	8	3	2	8	3	2	7	–	–	1	–	–	–	–	–	–
3821	24	42	47	24	41	45	21	34	40	3	7	4	–	–	1	–	1	2
3822	16	21	11	16	21	11	12	19	10	4	2	1	–	–	–	–	–	–
3831	34	23	20	34	23	19	30	20	15	4	3	4	–	–	–	–	–	1
3832	29	27	29	29	26	27	25	23	23	4	3	3	–	–	1	–	1	2
3839	29	50	48	29	48	48	18	40	31	11	8	17	–	–	–	–	2	–
3900	4	1	4	4	1	4	4	–	4	–	1	–	–	–	–	–	–	–
4110	265	364	275	265	347	253	226	305	225	35	41	26	4	1	2	–	17	22
4120	1.216	1.069	860	1.212	1.006	802	1.022	873	664	183	128	132	7	5	6	4	63	58
4211	304	319	325	304	308	315	269	273	271	33	31	41	2	4	3	–	11	10
4212	78	47	82	78	47	76	75	45	73	3	2	3	–	–	–	–	–	6
4213	43	35	43	43	35	42	36	31	38	6	4	4	1	–	–	–	–	1
4221	265	223	139	200	163	116	180	147	102	19	15	13	1	1	1	65	60	23
4222	33	40	34	33	34	32	28	28	24	5	6	8	–	–	–	–	6	2
4223	20	15	9	20	14	9	16	9	8	4	5	1	–	–	–	–	1	–
4291	3	10	2	3	10	2	3	10	2	–	–	–	–	–	–	–	–	–

Capítulo 22 - Paraná

22.1 - Quantidade de acidentes do trabalho, por situação do registro e motivo, segundo a Classificação Nacional de Atividades Econômicas (CNAE), no estado do Paraná - 2014/2016

(continuação)

CNAE	QUANTIDADE DE ACIDENTES DO TRABALHO																	
	Total			Com CAT Registrada												Sem CAT Registrada		
				Total			Motivo											
							Típico			Trajeto			Doença do Trabalho					
	2014	2015	2016	2014	2015	2016	2014	2015	2016	2014	2015	2016	2014	2015	2016	2014	2015	2016
4292	40	128	70	40	121	63	35	113	55	5	8	8	–	–	–	–	7	7
4299	101	39	43	101	36	40	91	31	32	9	4	8	1	1	–	–	3	3
4311	2	7	3	2	6	3	1	6	3	1	–	–	–	–	–	–	1	–
4312	2	3	2	2	3	1	1	3	1	1	–	–	–	–	–	–	–	1
4313	65	45	50	65	42	46	50	34	35	15	8	11	–	–	–	–	3	4
4319	1	–	3	1	–	3	–	–	3	1	–	–	–	–	–	–	–	–
4321	155	160	168	155	151	162	123	123	115	30	28	45	2	–	2	–	9	6
4322	57	43	25	57	39	25	42	31	13	14	8	12	1	–	–	–	4	–
4329	20	23	32	20	21	30	17	15	27	3	6	3	–	–	–	–	2	2
4330	120	103	96	120	98	91	101	71	72	19	26	17	–	1	2	–	5	5
4391	58	54	22	58	52	21	53	47	18	5	5	3	–	–	–	–	2	1
4399	183	152	153	183	142	140	156	106	109	25	34	30	2	2	1	–	10	13
4511	266	216	216	265	207	205	172	143	135	90	63	70	3	1	–	1	9	11
4512	11	4	1	1	–	1	1	–	1	–	–	–	–	–	–	10	4	–
4520	184	168	181	184	161	178	124	110	132	55	51	46	5	–	–	–	7	3
4530	389	328	344	389	316	333	271	231	230	116	83	97	2	2	6	–	12	11
4541	44	53	55	40	33	40	21	10	16	19	23	23	–	–	1	4	20	15
4542	1	–	–	–	–	–	–	–	–	–	–	–	–	–	–	1	–	–
4543	4	4	4	2	4	4	–	1	1	2	3	3	–	–	–	2	–	–
4611	2	1	–	1	1	–	–	1	–	1	–	–	–	–	–	1	–	–
4612	1	3	10	1	2	10	1	2	9	–	–	1	–	–	–	–	1	–
4613	–	–	1	–	–	1	–	–	1	–	–	–	–	–	–	–	–	–
4614	6	2	1	6	2	1	6	–	–	–	2	1	–	–	–	–	–	–
4615	1	–	–	1	–	–	1	–	–	–	–	–	–	–	–	–	–	–
4616	1	3	2	1	3	2	–	1	–	1	2	2	–	–	–	–	–	–
4617	4	5	2	4	4	2	3	1	1	1	3	1	–	–	–	–	1	–
4618	2	1	1	2	1	1	2	–	–	–	1	1	–	–	–	–	–	–
4619	9	6	4	9	4	4	7	2	2	2	2	2	–	–	–	–	2	–
4621	1	4	4	1	3	2	1	1	2	–	2	–	–	–	–	–	1	2
4622	42	37	42	42	36	36	33	29	30	9	7	6	–	–	–	–	1	6
4623	277	272	234	277	260	227	236	213	186	40	41	41	1	6	–	–	12	7
4631	11	8	8	11	8	8	9	7	7	2	1	1	–	–	–	–	–	–
4632	158	159	149	158	148	143	135	132	123	23	13	18	–	3	2	–	11	6
4633	23	35	46	23	35	44	17	28	32	6	7	12	–	–	–	–	–	2
4634	60	50	61	60	42	61	52	27	44	8	14	15	–	1	2	–	8	–
4635	172	145	152	172	138	148	134	113	114	38	25	33	–	–	1	–	7	4
4636	4	2	3	4	1	3	3	–	2	1	1	1	–	–	–	–	1	–
4637	38	36	39	38	36	35	28	22	20	10	14	14	–	–	1	–	–	4
4639	62	56	54	62	54	52	38	31	35	24	23	17	–	–	–	–	2	2
4641	14	11	9	14	11	9	10	8	6	4	3	3	–	–	–	–	–	–
4642	23	22	9	23	21	9	10	10	7	12	11	2	1	–	–	–	1	–
4643	1	–	–	1	–	–	–	–	–	1	–	–	–	–	–	–	–	–
4644	9	13	17	9	13	17	8	9	12	1	3	5	–	1	–	–	–	–
4645	11	20	13	11	20	12	8	11	4	3	9	8	–	–	–	–	–	1
4646	11	14	17	11	14	16	9	5	11	2	9	5	–	–	–	–	–	1
4647	9	14	4	9	14	4	8	7	1	1	7	3	–	–	–	–	–	–
4649	37	52	42	37	41	35	23	29	15	14	11	19	–	1	1	–	11	7
4651	10	13	15	10	12	15	4	5	10	6	7	5	–	–	–	–	1	–
4652	10	13	7	10	11	7	6	9	4	4	1	3	–	1	–	–	2	–
4661	87	74	96	87	72	93	63	57	76	23	15	17	1	–	–	–	2	3
4662	7	4	5	7	4	5	5	3	3	2	1	2	–	–	–	–	–	–
4663	25	42	35	25	41	33	19	29	26	5	12	7	1	–	–	–	1	2
4664	2	1	3	2	1	3	2	1	1	–	–	2	–	–	–	–	–	–
4665	12	9	5	12	9	5	8	5	4	3	4	1	1	–	–	–	–	–
4669	23	23	20	23	23	19	17	16	12	6	7	7	–	–	–	–	–	1
4671	39	46	46	39	44	43	32	33	38	7	11	5	–	–	–	–	2	3
4672	34	20	25	34	20	24	24	16	18	10	4	6	–	–	–	–	–	1
4673	10	11	11	10	11	11	8	7	7	2	4	4	–	–	–	–	–	–
4674	1	1	5	1	1	5	1	1	3	–	–	2	–	–	–	–	–	–
4679	89	88	81	89	85	78	83	77	69	6	8	9	–	–	–	–	3	3
4681	17	29	25	17	29	25	10	19	17	6	8	8	1	2	–	–	–	–
4682	38	58	30	38	57	30	30	51	27	8	6	3	–	–	–	–	1	–
4683	50	41	77	50	41	76	41	32	67	9	9	8	–	–	1	–	–	1
4684	35	30	27	35	30	27	29	25	18	5	5	9	1	–	–	–	–	–
4685	36	38	29	36	36	24	33	31	16	3	4	8	–	1	–	–	2	5
4686	20	15	15	20	15	14	13	8	12	7	7	2	–	–	–	–	–	1
4687	98	63	47	98	62	43	86	53	36	12	9	7	–	–	–	–	1	4
4689	41	38	35	41	38	32	28	32	23	13	6	9	–	–	–	–	–	3
4691	55	88	92	55	80	85	49	58	61	6	22	23	–	–	1	–	8	7
4692	24	33	33	24	32	30	19	29	24	5	3	6	–	–	–	–	1	3
4693	49	58	36	49	56	36	44	49	29	4	7	7	1	–	–	–	2	–
4711	1.621	1.791	1.452	1.621	1.676	1.382	1.351	1.383	1.119	258	288	258	12	5	5	–	115	70
4712	105	112	99	105	108	98	76	79	75	25	27	22	4	2	1	–	4	1
4713	68	64	65	68	62	61	45	40	37	22	20	24	1	2	–	–	2	4
4721	104	90	102	104	87	97	79	63	69	24	22	26	1	2	2	–	3	5
4722	41	44	51	41	43	50	34	35	37	7	7	13	–	1	–	–	1	1
4723	33	27	31	33	26	30	22	16	20	10	9	8	1	1	2	–	1	1
4724	10	14	13	10	13	13	9	9	9	1	4	4	–	–	–	–	1	–

Capítulo 22 - Paraná

22.1 - Quantidade de acidentes do trabalho, por situação do registro e motivo, segundo a Classificação Nacional de Atividades Econômicas (CNAE), no estado do Paraná - 2014/2016

(continuação)

CNAE	QUANTIDADE DE ACIDENTES DO TRABALHO																	
	Total			Com CAT Registrada												Sem CAT Registrada		
				Total			Motivo											
							Típico			Trajeto			Doença do Trabalho					
	2014	2015	2016	2014	2015	2016	2014	2015	2016	2014	2015	2016	2014	2015	2016	2014	2015	2016
4729	101	88	89	101	84	82	77	60	58	22	24	21	2	–	3	–	4	7
4731	162	156	153	162	151	149	82	81	88	79	69	59	1	1	2	–	5	4
4732	7	12	4	7	9	4	4	6	3	3	3	1	–	–	–	–	3	–
4741	23	31	28	23	28	26	18	18	14	5	10	12	–	–	–	–	3	2
4742	55	53	52	55	52	52	41	40	32	14	12	19	–	–	1	–	1	–
4743	52	55	43	52	49	41	46	41	29	5	8	12	1	–	–	–	6	2
4744	503	461	393	503	441	382	392	336	292	100	101	87	11	4	3	–	20	11
4751	41	46	47	41	44	47	18	26	21	23	17	25	–	1	1	–	2	–
4752	26	25	22	26	24	21	15	19	13	9	4	8	2	1	–	–	1	1
4753	149	130	78	149	126	78	96	86	61	50	40	16	3	–	1	–	4	–
4754	139	105	110	139	102	108	93	63	62	42	34	45	4	5	1	–	3	2
4755	24	14	20	24	13	19	13	7	8	11	5	11	–	1	–	–	1	1
4757	25	24	18	25	24	17	20	10	11	5	14	6	–	–	–	–	–	1
4759	43	51	50	43	48	48	33	29	29	10	18	18	–	1	1	–	3	2
4761	41	44	35	41	41	33	27	26	20	14	14	10	–	1	3	–	3	2
4762	–	–	1	–	–	1	–	–	–	–	–	1	–	–	–	–	–	–
4763	30	25	23	30	25	23	15	16	12	15	9	11	–	–	–	–	–	–
4771	192	169	171	192	167	169	118	97	94	72	70	74	2	–	1	–	2	2
4772	20	34	32	20	32	32	12	11	16	7	20	16	1	1	–	–	2	–
4773	17	9	6	17	9	6	11	7	1	5	2	5	1	–	–	–	–	–
4774	10	8	9	10	8	9	5	6	4	5	2	5	–	–	–	–	–	–
4781	145	141	145	145	137	144	82	74	81	61	62	61	2	1	2	–	4	1
4782	63	69	79	63	67	78	43	44	45	20	23	33	–	–	–	–	2	1
4783	8	8	9	8	7	9	3	3	3	5	4	6	–	–	–	–	1	–
4784	51	44	35	51	43	35	41	34	29	10	9	6	–	–	–	–	1	–
4785	5	1	5	5	1	5	5	1	5	–	–	–	–	–	–	–	–	–
4789	223	210	181	223	203	175	165	126	111	57	76	60	1	1	4	–	7	6
4911	92	89	58	92	88	57	79	77	43	13	11	14	–	–	–	–	1	1
4921	178	203	175	178	193	163	97	105	81	81	87	82	–	1	–	–	10	12
4922	68	66	66	68	62	61	41	34	40	27	28	21	–	–	–	–	4	5
4923	5	6	2	5	6	2	3	5	1	2	1	1	–	–	–	–	–	–
4924	6	5	8	6	4	7	6	3	5	–	1	2	–	–	–	–	1	1
4929	31	44	31	31	42	27	16	24	13	15	18	14	–	–	–	–	2	4
4930	1.164	1.220	1.154	1.163	1.156	1.084	909	920	840	241	223	237	13	13	7	1	64	70
4940	5	7	5	5	7	5	4	7	4	1	–	1	–	–	–	–	–	–
5012	–	1	–	–	–	–	–	–	–	–	–	–	–	–	–	–	1	–
5021	2	–	–	2	–	–	1	–	–	1	–	–	–	–	–	–	–	–
5030	6	6	4	1	3	4	1	3	3	–	–	1	–	–	–	5	3	–
5091	5	2	3	5	2	3	4	1	2	1	1	1	–	–	–	–	–	–
5099	–	–	1	–	–	1	–	–	1	–	–	–	–	–	–	–	–	–
5111	63	43	14	34	18	13	21	8	5	13	10	7	–	–	1	29	25	1
5112	6	1	1	2	1	1	1	1	1	1	–	–	–	–	–	4	–	–
5120	4	5	2	4	5	2	3	2	1	1	3	1	–	–	–	–	–	–
5211	165	149	155	159	142	148	123	105	114	36	36	32	–	1	2	6	7	7
5212	66	50	32	34	38	23	23	30	19	11	8	4	–	–	–	32	12	9
5221	86	77	52	85	75	52	78	56	42	7	19	10	–	–	–	1	2	–
5223	25	31	36	25	30	35	13	17	14	12	13	21	–	–	–	–	1	1
5229	27	18	16	27	18	16	19	14	14	8	4	2	–	–	–	–	–	–
5231	95	110	111	95	106	109	77	84	77	18	21	32	–	1	–	–	4	2
5232	2	1	1	–	–	1	–	–	–	–	–	1	–	–	–	2	1	–
5239	2	1	–	2	1	–	2	1	–	–	–	–	–	–	–	–	–	–
5240	36	27	29	36	27	29	22	13	21	14	14	8	–	–	–	–	–	–
5250	44	33	17	44	31	17	24	22	9	18	9	8	2	–	–	–	2	–
5310	931	1.035	1.168	931	1.035	1.166	803	925	1.072	92	71	71	36	39	23	–	–	2
5320	89	67	78	89	62	75	55	45	44	34	16	30	–	1	1	–	5	3
5510	224	292	242	224	284	227	177	229	173	44	55	54	3	–	–	–	8	15
5590	2	2	4	2	2	4	2	1	3	–	1	1	–	–	–	–	–	–
5611	715	659	823	715	635	802	545	497	591	162	127	205	8	11	6	–	24	21
5612	2	2	–	2	2	–	1	2	–	1	–	–	–	–	–	–	–	–
5620	443	418	424	443	377	391	366	304	324	66	64	66	11	9	1	–	41	33
5811	5	4	7	5	4	7	–	2	3	5	2	4	–	–	–	–	–	–
5812	–	1	–	–	1	–	–	1	–	–	–	–	–	–	–	–	–	–
5813	–	1	–	–	1	–	–	1	–	–	–	–	–	–	–	–	–	–
5819	7	11	8	7	11	8	2	6	3	5	5	5	–	–	–	–	–	–
5821	38	17	16	38	17	16	29	15	11	9	2	5	–	–	–	–	–	–
5822	27	26	12	27	26	11	23	16	6	4	10	5	–	–	–	–	–	1
5823	–	1	2	–	1	2	–	–	2	–	1	–	–	–	–	–	–	–
5829	40	39	34	40	39	33	31	31	25	8	8	8	1	–	–	–	–	1
5911	1	2	–	1	1	–	1	1	–	–	–	–	–	–	–	–	1	–
5912	–	1	–	–	1	–	–	1	–	–	–	–	–	–	–	–	–	–
5914	5	4	7	5	4	7	4	3	4	1	1	3	–	–	–	–	–	–
6010	10	4	4	2	3	4	1	1	2	1	2	2	–	–	–	8	1	–
6021	16	25	16	14	22	13	9	12	9	5	10	4	–	–	–	2	3	3
6022	–	–	1	–	–	1	–	–	1	–	–	–	–	–	–	–	–	–
6110	97	100	132	97	96	131	54	42	58	42	53	73	1	1	–	–	4	1
6120	15	14	11	15	13	11	7	7	5	8	5	5	–	1	1	–	1	–
6130	–	–	1	–	–	1	–	–	–	–	–	1	–	–	–	–	–	–

Capítulo 22 - Paraná

22.1 - Quantidade de acidentes do trabalho, por situação do registro e motivo, segundo a Classificação Nacional de Atividades Econômicas (CNAE), no estado do Paraná - 2014/2016

(continuação)

CNAE	QUANTIDADE DE ACIDENTES DO TRABALHO																	
	Total			Com CAT Registrada												Sem CAT Registrada		
				Total			Motivo											
							Típico			Trajeto			Doença do Trabalho					
	2014	2015	2016	2014	2015	2016	2014	2015	2016	2014	2015	2016	2014	2015	2016	2014	2015	2016
6141	10	1	2	10	1	2	7	1	2	3	–	–	–	–	–	–	–	–
6142	–	1	–	–	1	–	–	1	–	–	–	–	–	–	–	–	–	–
6143	–	–	1	–	–	1	–	–	1	–	–	–	–	–	–	–	–	–
6190	18	21	33	18	20	33	12	15	20	6	5	13	–	–	–	–	1	–
6201	105	39	23	10	13	14	2	3	2	8	10	12	–	–	–	95	26	9
6202	10	11	6	10	11	6	5	6	1	5	5	5	–	–	–	–	–	–
6203	14	20	21	14	18	21	6	7	2	8	11	19	–	–	–	–	2	–
6204	11	7	8	11	7	8	7	2	3	4	4	5	–	1	–	–	–	–
6209	22	34	27	22	33	25	8	19	8	14	14	17	–	–	–	–	1	2
6311	24	15	21	21	13	21	5	4	6	16	9	15	–	–	–	3	2	–
6319	–	1	–	–	1	–	–	–	–	–	1	–	–	–	–	–	–	–
6399	3	–	1	3	–	1	1	–	1	2	–	–	–	–	–	–	–	–
6421	92	88	79	92	87	76	84	76	57	7	9	15	1	2	4	–	1	3
6422	345	331	217	345	314	210	67	56	44	40	34	33	238	224	133	–	17	7
6423	19	18	32	19	18	31	1	5	14	15	9	15	3	4	2	–	–	1
6424	15	17	14	15	16	13	4	8	8	11	6	5	–	2	–	–	1	1
6431	–	4	–	–	4	–	–	1	–	–	3	–	–	–	–	–	–	–
6433	1	–	–	1	–	–	1	–	–	–	–	–	–	–	–	–	–	–
6434	1	–	–	1	–	–	1	–	–	–	–	–	–	–	–	–	–	–
6436	3	–	4	3	–	4	2	–	–	1	–	2	–	–	2	–	–	–
6461	2	6	1	2	6	1	1	5	1	1	1	–	–	–	–	–	–	–
6462	55	22	21	55	21	21	40	13	18	14	8	3	1	–	–	–	1	–
6463	–	1	2	–	1	2	–	–	2	–	1	–	–	–	–	–	–	–
6492	–	3	1	–	3	1	–	1	–	–	2	1	–	–	–	–	–	–
6493	2	1	1	2	1	1	1	–	–	1	1	1	–	–	–	–	–	–
6499	3	–	–	3	–	–	2	–	–	1	–	–	–	–	–	–	–	–
6511	8	8	6	8	8	6	3	6	6	5	2	–	–	–	–	–	–	–
6512	–	2	–	–	2	–	–	2	–	–	–	–	–	–	–	–	–	–
6541	–	1	–	–	1	–	–	1	–	–	–	–	–	–	–	–	–	–
6550	58	60	73	58	58	71	31	39	26	27	19	45	–	–	–	–	2	2
6611	–	1	–	–	–	–	–	–	–	–	–	–	–	–	–	–	1	–
6612	4	3	1	4	3	1	1	1	1	3	2	–	–	–	–	–	–	–
6613	8	8	1	–	1	1	–	–	–	–	1	1	–	–	–	8	7	–
6619	2	3	3	2	2	3	1	–	–	1	2	3	–	–	–	–	1	–
6622	4	9	5	4	9	5	1	3	1	2	6	4	1	–	–	–	–	–
6629	4	1	1	4	1	1	–	–	1	4	1	–	–	–	–	–	–	–
6630	10	4	1	2	–	–	2	–	–	–	–	–	–	–	–	8	4	1
6810	38	38	33	38	38	32	31	32	28	6	6	4	1	–	–	–	–	1
6821	22	17	21	22	15	16	9	6	4	13	9	12	–	–	–	–	2	5
6822	10	12	26	10	12	26	8	9	18	2	3	8	–	–	–	–	–	–
6911	19	28	26	19	28	26	6	6	5	13	21	21	–	1	–	–	–	–
6912	7	5	4	7	5	4	3	1	2	4	4	2	–	–	–	–	–	–
6920	58	81	78	58	81	78	20	34	24	36	46	52	2	1	2	–	–	–
7010	2	1	2	2	–	–	2	–	–	–	–	–	–	–	–	–	1	2
7020	29	24	22	29	24	22	18	5	8	10	18	14	1	1	–	–	–	–
7111	4	1	2	4	1	2	4	1	1	–	–	1	–	–	–	–	–	–
7112	112	134	136	112	130	130	87	98	105	25	31	25	–	1	–	–	4	6
7119	6	4	7	6	4	4	3	3	4	3	1	–	–	–	–	–	–	3
7120	17	18	22	17	17	22	10	10	13	7	7	7	–	–	2	–	1	–
7210	24	19	30	24	18	30	18	17	23	6	1	6	–	–	1	–	1	–
7220	2	5	2	2	5	2	2	3	1	–	2	1	–	–	–	–	–	–
7311	12	11	5	3	2	4	1	2	2	2	–	2	–	–	–	9	9	1
7312	12	11	9	12	11	9	8	10	8	4	1	1	–	–	–	–	–	–
7319	17	20	16	17	20	16	9	8	9	8	12	7	–	–	–	–	–	–
7320	2	–	3	1	–	3	–	–	–	1	–	3	–	–	–	1	–	–
7410	2	5	1	2	5	1	1	4	1	1	1	–	–	–	–	–	–	–
7420	12	7	2	6	2	2	5	–	1	1	2	1	–	–	–	6	5	–
7490	11	7	8	11	5	8	7	3	5	4	2	3	–	–	–	–	2	–
7500	3	7	3	3	7	3	1	7	2	2	–	1	–	–	–	–	–	–
7711	26	20	16	26	19	16	18	12	9	8	7	7	–	–	–	–	1	–
7719	2	5	2	2	5	2	2	4	1	–	1	1	–	–	–	–	–	–
7721	1	–	1	1	–	1	1	–	1	–	–	–	–	–	–	–	–	–
7722	1	1	–	1	1	–	–	1	–	1	–	–	–	–	–	–	–	–
7723	2	8	4	2	7	2	1	5	1	1	2	1	–	–	–	–	1	2
7729	6	4	5	6	4	5	6	4	4	–	–	1	–	–	–	–	–	–
7731	1	2	2	1	1	2	1	–	1	–	1	1	–	–	–	–	1	–
7732	48	37	48	48	37	47	37	28	39	11	9	8	–	–	–	–	–	1
7733	5	2	9	3	1	9	1	1	3	2	–	6	–	–	–	2	1	–
7739	48	65	37	48	61	36	40	48	26	8	12	10	–	1	–	–	4	1
7740	9	4	6	9	4	6	6	1	2	3	3	4	–	–	–	–	–	–
7810	20	21	18	20	18	18	7	7	8	13	11	10	–	–	–	–	3	–
7820	187	226	143	187	196	113	102	115	55	82	79	57	3	2	1	–	30	30
7830	50	50	63	50	41	50	31	24	30	19	17	20	–	–	–	–	9	13
7911	14	17	13	14	16	12	10	8	5	4	8	7	–	–	–	–	1	1
7912	1	1	1	1	1	1	1	1	–	–	–	1	–	–	–	–	–	–
7990	1	5	3	1	3	3	–	3	–	1	–	3	–	–	–	–	2	–
8011	295	244	217	292	226	194	122	81	63	170	145	129	–	–	2	3	18	23

Capítulo 22 - Paraná

22.1 - Quantidade de acidentes do trabalho, por situação do registro e motivo, segundo a Classificação Nacional de Atividades Econômicas (CNAE), no estado do Paraná - 2014/2016

(conclusão)

CNAE	QUANTIDADE DE ACIDENTES DO TRABALHO																	
	Total			Com CAT Registrada												Sem CAT Registrada		
				Total			Motivo											
							Típico			Trajeto			Doença do Trabalho					
	2014	2015	2016	2014	2015	2016	2014	2015	2016	2014	2015	2016	2014	2015	2016	2014	2015	2016
8012	93	115	106	93	91	83	41	39	34	49	52	48	3	–	1	–	24	23
8020	58	77	72	58	72	69	35	44	40	23	28	29	–	–	–	–	5	3
8030	11	6	10	–	–	–	–	–	–	–	–	–	–	–	–	11	6	10
8111	85	80	66	85	71	59	33	30	22	52	38	36	–	3	1	–	9	7
8112	195	209	233	195	202	225	144	133	150	49	68	73	2	1	2	–	7	8
8121	291	222	171	290	172	142	180	88	74	110	80	64	–	4	4	1	50	29
8122	12	10	7	11	7	7	4	4	4	6	3	3	1	–	–	1	3	–
8129	52	70	93	52	51	75	33	33	53	19	15	20	–	3	2	–	19	18
8130	29	16	14	25	11	13	22	8	9	3	2	4	–	1	–	4	5	1
8211	211	179	124	204	161	120	148	100	64	56	59	56	–	2	–	7	18	4
8219	47	38	42	47	36	39	25	22	16	22	14	23	–	–	–	–	2	3
8220	93	131	98	93	107	88	31	36	20	60	70	68	2	1	–	–	24	10
8230	25	15	10	25	14	10	21	5	8	4	9	2	–	–	–	–	1	–
8291	46	43	35	32	36	35	15	16	10	17	20	25	–	–	–	14	7	–
8292	11	23	7	11	22	5	10	19	4	1	3	1	–	–	–	–	1	2
8299	140	122	107	140	109	100	93	59	39	46	48	59	1	2	2	–	13	7
8411	775	928	894	775	795	772	599	630	626	170	161	138	6	4	8	–	133	122
8412	35	27	32	35	27	30	28	17	19	5	10	11	2	–	–	–	–	2
8413	–	–	10	–	–	10	–	–	6	–	–	4	–	–	–	–	–	–
8422	1	2	–	1	2	–	1	1	–	–	1	–	–	–	–	–	–	–
8423	9	9	5	9	9	5	9	9	5	–	–	–	–	–	–	–	–	–
8424	7	7	8	7	7	8	7	7	7	–	–	1	–	–	–	–	–	–
8425	1	–	–	1	–	–	1	–	–	–	–	–	–	–	–	–	–	–
8430	7	3	4	7	3	4	4	1	3	3	2	1	–	–	–	–	–	–
8511	202	241	160	16	14	35	10	11	30	6	3	4	–	–	1	186	227	125
8512	28	55	51	28	51	51	20	34	35	7	15	16	1	2	–	–	4	–
8513	109	135	154	105	119	148	71	88	110	33	31	37	1	–	1	4	16	6
8520	111	108	156	111	103	153	68	79	96	41	22	57	2	2	–	–	5	3
8531	421	387	357	410	363	334	312	272	242	97	89	87	1	2	5	11	24	23
8532	119	104	101	106	96	96	81	59	65	22	34	31	3	3	–	13	8	5
8533	10	6	5	10	6	5	8	2	4	2	4	1	–	–	–	–	–	–
8541	8	7	5	8	7	5	6	5	3	2	2	2	–	–	–	–	–	–
8542	2	–	4	1	–	4	1	–	2	–	–	2	–	–	–	1	–	–
8550	8	8	10	8	6	7	6	5	2	2	1	5	–	–	–	–	2	3
8591	5	2	2	5	2	2	3	1	2	2	1	–	–	–	–	–	–	–
8592	–	3	2	–	3	2	–	2	2	–	–	–	–	1	–	–	–	–
8593	8	9	10	8	9	10	3	5	4	5	4	6	–	–	–	–	–	–
8599	129	134	110	129	118	105	78	78	57	50	39	47	1	1	1	–	16	5
8610	3.460	3.480	3.071	3.460	3.366	3.003	2.992	2.916	2.518	443	448	463	25	2	22	–	114	68
8621	12	13	18	12	13	18	10	9	11	2	4	7	–	–	–	–	–	–
8622	4	5	4	4	4	4	1	3	3	3	1	1	–	–	–	–	1	–
8630	147	136	147	147	134	147	115	94	102	30	40	45	2	–	–	–	2	–
8640	312	291	292	312	287	290	243	234	213	65	51	77	4	2	–	–	4	2
8650	40	52	42	40	52	41	35	41	33	5	11	8	–	–	–	–	–	1
8660	19	26	26	19	26	25	19	25	24	–	1	1	–	–	–	–	–	1
8690	67	64	59	67	62	52	57	56	39	10	6	13	–	–	–	–	2	7
8711	15	17	25	15	16	24	13	12	16	2	4	8	–	–	–	–	1	1
8712	3	2	2	3	2	2	2	2	1	1	–	1	–	–	–	–	–	–
8720	7	15	1	7	15	1	5	13	1	2	2	–	–	–	–	–	–	–
8730	13	13	12	13	12	11	11	6	8	2	6	3	–	–	–	–	1	1
8800	169	213	180	169	209	178	127	165	135	42	44	42	–	–	1	–	4	2
9001	9	4	2	9	3	2	7	3	1	2	–	1	–	–	–	–	1	–
9101	19	19	15	19	19	15	16	15	12	3	4	3	–	–	–	–	–	–
9102	–	2	2	–	2	2	–	1	2	–	1	–	–	–	–	–	–	–
9103	16	13	1	16	12	1	12	11	1	4	1	–	–	–	–	–	1	–
9311	1	–	–	1	–	–	1	–	–	–	–	–	–	–	–	–	–	–
9312	60	71	57	60	67	56	42	47	39	18	20	16	–	–	1	–	4	1
9313	8	15	12	8	14	12	6	6	5	2	8	7	–	–	–	–	1	–
9319	3	9	9	3	8	8	2	6	8	1	2	–	–	–	–	–	1	1
9321	2	19	11	2	19	11	2	16	5	–	3	6	–	–	–	–	–	–
9329	13	18	14	13	18	13	8	17	12	5	1	1	–	–	–	–	–	1
9411	31	17	30	31	16	30	25	8	18	6	8	11	–	–	1	–	1	–
9412	74	77	64	74	75	64	60	63	47	14	12	17	–	–	–	–	2	–
9420	64	50	59	64	47	57	38	29	40	25	16	17	1	2	–	–	3	2
9430	242	280	237	242	268	230	152	224	186	90	41	43	–	3	1	–	12	7
9491	50	82	48	50	79	48	40	64	35	8	14	12	2	1	1	–	3	–
9492	21	6	3	–	–	–	–	–	–	–	–	–	–	–	–	21	6	3
9493	–	4	–	–	4	–	–	3	–	–	1	–	–	–	–	–	–	–
9499	66	65	59	66	63	57	47	47	42	19	16	15	–	–	–	–	2	2
9511	11	4	13	11	4	13	5	3	7	6	1	6	–	–	–	–	–	–
9512	3	2	3	3	2	3	–	2	1	3	–	2	–	–	–	–	–	–
9521	17	17	17	17	16	17	12	11	15	5	5	2	–	–	–	–	1	–
9529	8	18	13	8	13	11	7	7	7	1	6	4	–	–	–	–	5	2
9601	62	52	37	62	49	36	46	36	28	14	13	7	2	–	1	–	3	1
9602	7	7	4	7	6	4	5	3	3	2	3	1	–	–	–	–	1	–
9603	11	14	12	11	14	12	6	8	7	5	6	5	–	–	–	–	–	–
9609	5	9	11	5	8	11	2	4	6	3	4	5	–	–	–	–	1	–
9700	7	8	8	7	8	8	3	5	5	3	3	3	1	–	–	–	–	–
9900	1	–	–	–	–	–	–	–	–	–	–	–	–	–	–	1	–	–
Ignorado	8.448	4.859	4.469	205	226	234	188	199	194	15	24	37	2	3	3	8.243	4.633	4.235

Fonte: DATAPREV, CAT, SUB.

Nota: Os dados são preliminares, estando sujeitos a correções.

Capítulo 22 - Paraná

22.2 - Quantidade de acidentes do trabalho, por situação do registro e motivo, segundo os grupos de idade e sexo, no estado do Paraná - 2014/2016

GRUPOS DE IDADE E SEXO	QUANTIDADE DE ACIDENTES DO TRABALHO																	
	Total			Com CAT Registrada												Sem CAT Registrada		
				Total			Motivo											
							Típico			Trajeto			Doença do Trabalho					
	2014	2015	2016	2014	2015	2016	2014	2015	2016	2014	2015	2016	2014	2015	2016	2014	2015	2016
TOTAL	**52.977**	**47.866**	**43.209**	**42.992**	**40.024**	**36.630**	**33.903**	**31.647**	**28.440**	**7.960**	**7.496**	**7.603**	**1.129**	**881**	**587**	**9.985**	**7.842**	**6.579**
Masculino	**35.113**	**31.812**	**29.039**	**29.227**	**27.128**	**24.944**	**23.783**	**22.065**	**19.890**	**4.931**	**4.692**	**4.735**	**513**	**371**	**319**	**5.886**	**4.684**	**4.095**
Feminino	**17.863**	**16.054**	**14.170**	**13.764**	**12.896**	**11.686**	**10.119**	**9.582**	**8.550**	**3.029**	**2.804**	**2.868**	**616**	**510**	**268**	**4.099**	**3.158**	**2.484**
Ignorado	**1**	**–**	**–**	**1**	**–**	**–**	**1**	**–**	**–**	**–**	**–**	**–**	**–**	**–**	**–**	**–**	**–**	**–**
Até 19 anos	2.342	1.770	1.370	2.109	1.630	1.238	1.675	1.249	939	418	371	292	16	10	7	233	140	132
Masculino	1.781	1.341	1.031	1.603	1.223	919	1.302	964	705	294	252	210	7	7	4	178	118	112
Feminino	561	429	339	506	407	319	373	285	234	124	119	82	9	3	3	55	22	20
Ignorado	–	–	–	–	–	–	–	–	–	–	–	–	–	–	–	–	–	–
20 a 24 anos	8.291	7.504	6.522	7.445	6.764	5.927	5.855	5.276	4.472	1.510	1.435	1.422	80	53	33	846	740	595
Masculino	6.104	5.594	4.866	5.514	5.062	4.430	4.460	4.079	3.463	1.012	961	942	42	22	25	590	532	436
Feminino	2.187	1.910	1.656	1.931	1.702	1.497	1.395	1.197	1.009	498	474	480	38	31	8	256	208	159
Ignorado	–	–	–	–	–	–	–	–	–	–	–	–	–	–	–	–	–	–
25 a 29 anos	8.417	7.579	6.906	7.309	6.673	6.181	5.654	5.195	4.691	1.542	1.384	1.422	113	94	68	1.108	906	725
Masculino	5.581	5.175	4.757	4.948	4.603	4.272	3.951	3.680	3.354	944	882	879	53	41	39	633	572	485
Feminino	2.836	2.404	2.149	2.361	2.070	1.909	1.703	1.515	1.337	598	502	543	60	53	29	475	334	240
Ignorado	–	–	–	–	–	–	–	–	–	–	–	–	–	–	–	–	–	–
30 a 34 anos	7.983	7.134	6.620	6.778	6.212	5.794	5.328	4.901	4.504	1.283	1.180	1.207	167	131	83	1.205	922	826
Masculino	5.267	4.648	4.453	4.568	4.112	3.914	3.688	3.342	3.121	808	714	742	72	56	51	699	536	539
Feminino	2.716	2.486	2.167	2.210	2.100	1.880	1.640	1.559	1.383	475	466	465	95	75	32	506	386	287
Ignorado	–	–	–	–	–	–	–	–	–	–	–	–	–	–	–	–	–	–
35 a 39 anos	7.132	6.462	5.795	5.699	5.453	4.974	4.548	4.359	3.913	981	947	968	170	147	93	1.433	1.009	821
Masculino	4.495	4.084	3.751	3.704	3.514	3.281	3.037	2.876	2.635	596	588	600	71	50	46	791	570	470
Feminino	2.637	2.378	2.044	1.995	1.939	1.693	1.511	1.483	1.278	385	359	368	99	97	47	642	439	351
Ignorado	–	–	–	–	–	–	–	–	–	–	–	–	–	–	–	–	–	–
40 a 44 anos	5.953	5.345	4.836	4.553	4.284	3.969	3.612	3.468	3.150	749	691	729	192	125	90	1.400	1.061	867
Masculino	3.631	3.259	3.010	2.873	2.685	2.530	2.357	2.223	2.040	433	413	449	83	49	41	758	574	480
Feminino	2.321	2.086	1.826	1.679	1.599	1.439	1.254	1.245	1.110	316	278	280	109	76	49	642	487	387
Ignorado	1	–	–	1	–	–	1	–	–	–	–	–	–	–	–	–	–	–
45 a 49 anos	5.217	4.773	4.329	3.822	3.658	3.405	3.001	2.910	2.708	622	581	602	199	167	95	1.395	1.115	924
Masculino	3.165	2.916	2.701	2.417	2.309	2.173	1.961	1.892	1.769	368	352	361	88	65	43	748	607	528
Feminino	2.052	1.857	1.628	1.405	1.349	1.232	1.040	1.018	939	254	229	241	111	102	52	647	508	396
Ignorado	–	–	–	–	–	–	–	–	–	–	–	–	–	–	–	–	–	–
50 a 54 anos	4.008	3.797	3.582	2.757	2.791	2.673	2.173	2.227	2.111	451	452	485	133	112	77	1.251	1.006	909
Masculino	2.521	2.361	2.282	1.799	1.811	1.763	1.486	1.487	1.436	250	265	284	63	59	43	722	550	519
Feminino	1.487	1.436	1.300	958	980	910	687	740	675	201	187	201	70	53	34	529	456	390
Ignorado	–	–	–	–	–	–	–	–	–	–	–	–	–	–	–	–	–	–
55 a 59 anos	2.361	2.283	2.096	1.570	1.607	1.563	1.295	1.293	1.236	236	284	296	39	30	31	791	676	533
Masculino	1.588	1.535	1.354	1.068	1.085	996	921	915	819	127	154	157	20	16	20	520	450	358
Feminino	773	748	742	502	522	567	374	378	417	109	130	139	19	14	11	271	226	175
Ignorado	–	–	–	–	–	–	–	–	–	–	–	–	–	–	–	–	–	–
60 a 64 anos	968	925	875	689	695	651	555	564	526	118	120	116	16	11	9	279	230	224
Masculino	735	671	626	521	518	474	441	434	393	69	79	74	11	5	7	214	153	152
Feminino	233	254	249	168	177	177	114	130	133	49	41	42	5	6	2	65	77	72
Ignorado	–	–	–	–	–	–	–	–	–	–	–	–	–	–	–	–	–	–
65 a 69 anos	219	223	215	179	190	195	144	151	147	31	39	47	4	–	1	40	33	20
Masculino	175	172	162	143	152	148	121	129	120	19	23	28	3	–	–	32	20	14
Feminino	44	51	53	36	38	47	23	22	27	12	16	19	1	–	1	8	13	6
Ignorado	–	–	–	–	–	–	–	–	–	–	–	–	–	–	–	–	–	–
70 anos e mais	72	65	63	71	63	60	55	51	43	16	11	17	–	1	–	1	2	3
Masculino	60	52	46	60	51	44	52	42	35	8	8	9	–	1	–	–	1	2
Feminino	12	13	17	11	12	16	3	9	8	8	3	8	–	–	–	1	1	1
Ignorado	–	–	–	–	–	–	–	–	–	–	–	–	–	–	–	–	–	–
Ignorada	14	6	–	11	4	–	8	3	–	3	1	–	–	–	–	3	2	–
Masculino	10	4	–	9	3	–	6	2	–	3	1	–	–	–	–	1	1	–
Feminino	4	2	–	2	1	–	2	1	–	–	–	–	–	–	–	2	1	–
Ignorado	–	–	–	–	–	–	–	–	–	–	–	–	–	–	–	–	–	–

Fonte: DATAPREV, CAT, SUB.
Nota: Os dados são preliminares, estando sujeitos a correções.

Capítulo 22 - Paraná

22.3 - Quantidade mensal de acidentes do trabalho, por situação do registro e motivo, no estado do Paraná - 2014/2016

MESES	QUANTIDADE DE ACIDENTES DO TRABALHO																	
	Total			Com CAT Registrada												Sem CAT Registrada		
				Total			Motivo											
							Típico			Trajeto			Doença do Trabalho					
	2014	2015	2016	2014	2015	2016	2014	2015	2016	2014	2015	2016	2014	2015	2016	2014	2015	2016
TOTAL	**52.977**	**47.866**	**43.209**	**42.992**	**40.024**	**36.630**	**33.903**	**31.647**	**28.440**	**7.960**	**7.496**	**7.603**	**1.129**	**881**	**587**	**9.985**	**7.842**	**6.579**
Janeiro	4.260	4.009	3.511	3.403	3.284	3.055	2.714	2.636	2.382	583	560	612	106	88	61	857	725	456
Fevereiro	4.299	3.820	3.412	3.415	3.136	2.897	2.680	2.539	2.311	639	514	544	96	83	42	884	684	515
Março	4.310	4.640	4.087	3.534	3.876	3.436	2.782	3.125	2.660	669	676	723	83	75	53	776	764	651
Abril	4.281	4.051	3.608	3.476	3.383	3.003	2.718	2.693	2.296	676	620	646	82	70	61	805	668	605
Maio	4.559	3.953	3.710	3.742	3.235	3.129	2.970	2.511	2.373	703	649	696	69	75	60	817	718	581
Junho	4.055	4.063	3.910	3.285	3.366	3.286	2.549	2.606	2.545	663	677	667	73	83	74	770	697	624
Julho	4.776	4.383	3.762	3.814	3.559	3.111	3.030	2.805	2.438	679	677	626	105	77	47	962	824	651
Agosto	4.858	4.332	3.811	3.908	3.586	3.232	3.041	2.814	2.498	704	687	679	163	85	55	950	746	579
Setembro	4.799	3.933	3.604	3.908	3.359	3.070	3.037	2.629	2.382	769	663	650	102	67	38	891	574	534
Outubro	4.869	3.963	3.457	3.957	3.370	2.926	3.169	2.649	2.292	698	658	600	90	63	34	912	593	531
Novembro	4.365	3.613	3.322	3.634	3.178	2.848	2.881	2.514	2.223	654	591	597	99	73	28	731	435	474
Dezembro	3.546	3.106	3.015	2.916	2.692	2.637	2.332	2.126	2.040	523	524	563	61	42	34	630	414	378

Fonte: DATAPREV, CAT, SUB.
Nota: Os dados são preliminares, estando sujeitos a correções.

DISTRIBUIÇÃO DE ACIDENTES DO TRABALHO, POR MOTIVO, NO ESTADO DO PARANÁ - 2016

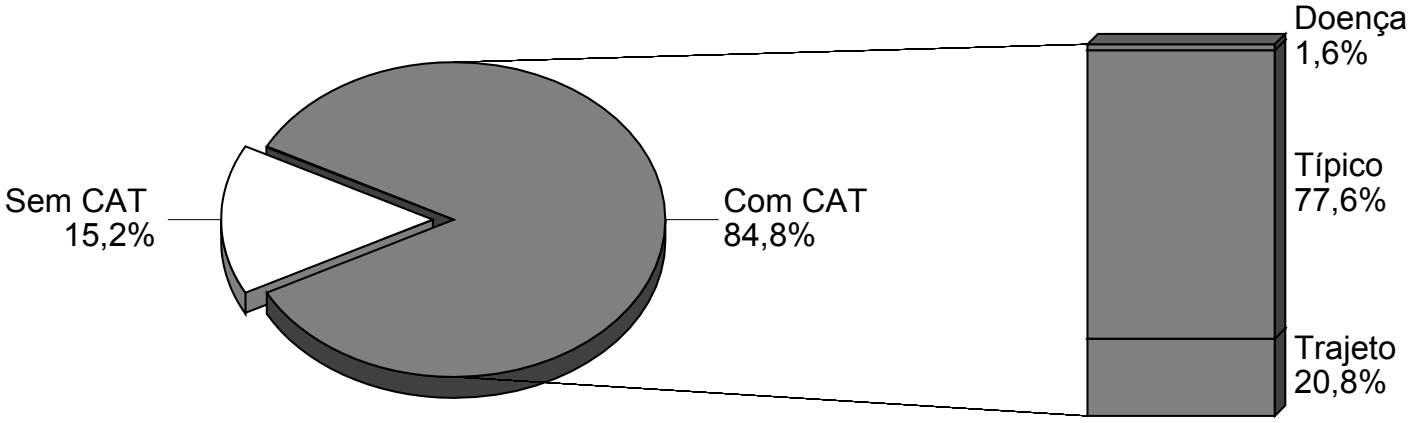

Fonte: DATAPREV, CAT, SUB.

Capítulo 23 - Santa Catarina

23.1 - Quantidade de acidentes do trabalho, por situação do registro e motivo, segundo a Classificação Nacional de Atividades Econômicas (CNAE), no estado de Santa Catarina - 2014/2016

(continua)

CNAE	QUANTIDADE DE ACIDENTES DO TRABALHO																	
	Total			Com CAT Registrada												Sem CAT Registrada		
				Total			Motivo											
							Típico			Trajeto			Doença do Trabalho					
	2014	2015	2016	2014	2015	2016	2014	2015	2016	2014	2015	2016	2014	2015	2016	2014	2015	2016
TOTAL	**46.004**	**38.748**	**36.650**	**29.862**	**26.630**	**25.227**	**23.155**	**20.421**	**18.953**	**5.869**	**5.627**	**5.794**	**838**	**582**	**480**	**16.142**	**12.118**	**11.423**
0111	127	35	14	14	8	2	13	6	2	1	1	–	–	1	–	113	27	12
0112	51	18	11	–	1	1	–	1	1	–	–	–	–	–	–	51	17	10
0113	22	2	–	1	1	–	1	1	–	–	–	–	–	–	–	21	1	–
0114	1	–	1	–	–	–	–	–	–	–	–	–	–	–	–	1	–	1
0115	6	2	8	6	2	8	6	2	8	–	–	–	–	–	–	–	–	–
0116	2	1	–	2	1	–	2	1	–	–	–	–	–	–	–	–	–	–
0119	3	4	8	3	4	8	3	4	7	–	–	1	–	–	–	–	–	–
0121	334	125	134	2	2	7	1	2	7	1	–	–	–	–	–	332	123	127
0122	3	–	2	2	–	2	1	–	1	1	–	1	–	–	–	1	–	–
0131	–	1	1	–	1	1	–	1	1	–	–	–	–	–	–	–	–	–
0133	107	132	133	107	112	117	106	105	114	1	7	3	–	–	–	–	20	16
0134	4	2	1	–	–	–	–	–	–	–	–	–	–	–	–	4	2	1
0139	32	26	15	7	5	6	7	5	6	–	–	–	–	–	–	25	21	9
0141	5	6	8	5	6	8	5	6	7	–	–	1	–	–	–	–	–	–
0142	–	2	–	–	–	–	–	–	–	–	–	–	–	–	–	–	2	–
0151	8	2	10	8	2	10	8	2	9	–	–	1	–	–	–	–	–	–
0152	1	–	–	1	–	–	1	–	–	–	–	–	–	–	–	–	–	–
0154	31	45	49	31	43	47	29	38	45	2	3	2	–	2	–	–	2	2
0155	160	99	99	160	90	95	129	77	76	26	9	11	5	4	8	–	9	4
0159	–	–	2	–	–	2	–	–	2	–	–	–	–	–	–	–	–	–
0161	13	10	19	13	10	17	12	8	15	1	2	2	–	–	–	–	–	2
0162	19	31	13	19	29	6	15	28	6	2	1	–	2	–	–	–	2	7
0163	7	23	23	7	15	13	6	14	11	1	1	2	–	–	–	–	8	10
0210	75	92	80	75	72	70	74	70	66	1	2	4	–	–	–	–	20	10
0220	–	1	–	–	–	–	–	–	–	–	–	–	–	–	–	–	1	–
0230	33	28	29	33	26	26	28	24	19	5	2	7	–	–	–	–	2	3
0311	17	15	14	17	14	14	16	14	13	–	–	1	1	–	–	–	1	–
0312	4	1	–	–	–	–	–	–	–	–	–	–	–	–	–	4	1	–
0321	1	1	2	1	–	2	1	–	1	–	–	1	–	–	–	–	1	–
0322	1	–	–	1	–	–	1	–	–	–	–	–	–	–	–	–	–	–
0500	220	206	129	220	194	125	195	171	115	22	20	9	3	3	1	–	12	4
0600	5	2	–	5	2	–	3	2	–	2	–	–	–	–	–	–	–	–
0810	58	76	57	58	65	48	48	54	38	9	9	9	1	2	1	–	11	9
0891	7	10	–	7	9	–	6	8	–	1	1	–	–	–	–	–	1	–
0892	1	3	1	1	1	1	–	1	1	1	–	–	–	–	–	–	2	–
0899	6	14	8	6	14	7	5	12	7	1	2	–	–	–	–	–	–	1
0910	4	7	2	4	3	1	3	2	–	1	1	1	–	–	–	–	4	1
0990	1	3	3	1	2	2	–	2	1	1	–	1	–	–	–	–	1	1
1011	92	93	73	92	82	57	86	69	53	5	10	4	1	3	–	–	11	16
1012	1.773	1.486	1.447	1.484	1.270	1.265	1.116	970	1.009	144	134	132	224	166	124	289	216	182
1013	87	81	109	87	73	101	73	58	88	9	10	12	5	5	1	–	8	8
1020	288	230	150	288	220	140	222	191	118	38	21	21	28	8	1	–	10	10
1031	–	2	–	–	1	–	–	–	–	–	1	–	–	–	–	–	1	–
1032	11	8	18	11	8	17	11	6	14	–	2	3	–	–	–	–	–	1
1033	9	5	6	9	5	6	8	5	5	1	–	1	–	–	–	–	–	–
1041	8	10	10	8	9	10	6	9	9	2	–	1	–	–	–	–	1	–
1051	13	12	13	13	10	12	10	8	11	3	2	1	–	–	–	–	2	1
1052	83	95	102	83	84	95	71	72	78	12	12	17	–	–	–	–	11	7
1053	9	14	17	9	11	13	5	6	9	4	5	4	–	–	–	–	3	4
1061	45	55	44	45	54	42	37	47	36	7	5	6	1	2	–	–	1	2
1062	12	4	20	12	4	13	9	4	11	3	–	2	–	–	–	–	–	7
1063	1	2	3	1	2	2	1	1	2	–	1	–	–	–	–	–	–	1
1064	1	–	1	1	–	1	1	–	1	–	–	–	–	–	–	–	–	–
1065	1	2	–	1	1	–	–	–	–	1	1	–	–	–	–	–	1	–
1066	76	92	93	76	79	84	67	67	75	9	12	9	–	–	–	–	13	9
1069	15	13	16	15	13	15	12	10	12	3	3	3	–	–	–	–	–	1
1071	–	2	–	–	1	–	–	–	–	–	1	–	–	–	–	–	1	–
1081	1	–	–	1	–	–	1	–	–	–	–	–	–	–	–	–	–	–
1091	88	90	119	88	83	110	70	67	86	16	16	24	2	–	–	–	7	9
1092	32	30	26	32	30	26	23	24	20	9	6	6	–	–	–	–	–	–
1093	3	6	2	3	6	2	3	5	–	–	1	2	–	–	–	–	–	–
1094	21	65	43	21	54	31	17	36	20	3	17	11	1	1	–	–	11	12
1095	2	3	–	2	3	–	2	1	–	–	2	–	–	–	–	–	–	–
1096	53	45	39	53	41	36	51	38	32	–	2	4	2	1	–	–	4	3
1099	148	126	113	148	109	105	122	85	85	26	24	19	–	–	1	–	17	8
1111	11	–	2	6	–	2	6	–	2	–	–	–	–	–	–	5	–	–
1112	7	7	3	5	7	3	5	5	3	–	2	–	–	–	–	2	–	–
1113	26	34	27	25	32	23	22	24	16	3	7	7	–	1	–	1	2	4
1121	13	8	7	13	8	7	10	4	7	3	4	–	–	–	–	–	–	–
1122	41	42	49	41	42	49	34	30	41	7	12	8	–	–	–	–	–	–
1210	20	13	13	20	12	12	17	9	11	3	3	1	–	–	–	–	1	1
1220	3	8	6	3	8	6	2	6	3	1	2	3	–	–	–	–	–	–
1311	94	78	59	94	72	48	76	53	35	18	19	13	–	–	–	–	6	11
1312	2	–	–	2	–	–	2	–	–	–	–	–	–	–	–	–	–	–
1313	23	26	41	23	26	40	19	24	38	4	2	2	–	–	–	–	–	1

Capítulo 23 - Santa Catarina

23.1 - Quantidade de acidentes do trabalho, por situação do registro e motivo, segundo a Classificação Nacional de Atividades Econômicas (CNAE), no estado de Santa Catarina - 2014/2016

(continuação)

CNAE	QUANTIDADE DE ACIDENTES DO TRABALHO																	
	Total			Com CAT Registrada												Sem CAT Registrada		
				Total			Motivo											
							Típico			Trajeto			Doença do Trabalho					
	2014	2015	2016	2014	2015	2016	2014	2015	2016	2014	2015	2016	2014	2015	2016	2014	2015	2016
1314	21	13	3	21	12	3	19	8	2	2	4	1	–	–	–	–	1	–
1321	76	59	43	76	54	42	57	46	32	19	8	10	–	–	–	–	5	1
1322	3	1	–	3	1	–	2	1	–	1	–	–	–	–	–	–	–	–
1323	27	28	17	27	21	13	19	19	11	8	2	2	–	–	–	–	7	4
1330	118	111	119	118	99	110	86	69	75	32	30	35	–	–	–	–	12	9
1340	382	324	287	382	304	262	292	221	190	86	80	71	4	3	1	–	20	25
1351	269	222	194	269	204	185	210	148	125	43	44	57	16	12	3	–	18	9
1352	9	10	8	9	10	8	6	8	8	3	2	–	–	–	–	–	–	–
1353	35	26	28	35	24	27	30	21	20	5	3	6	–	–	1	–	2	1
1354	11	21	16	11	15	13	8	5	7	2	10	6	1	–	–	–	6	3
1359	68	45	45	68	43	43	47	32	25	21	10	17	–	1	1	–	2	2
1411	24	13	13	24	12	12	8	5	6	16	7	5	–	–	1	–	1	1
1412	488	624	597	488	555	526	280	350	331	201	201	190	7	4	5	–	69	71
1413	5	7	8	5	6	8	4	5	6	1	1	2	–	–	–	–	1	–
1414	16	6	12	15	6	12	10	5	8	5	1	4	–	–	–	1	–	–
1421	4	–	–	4	–	–	3	–	–	1	–	–	–	–	–	–	–	–
1422	98	38	26	98	33	26	73	24	19	25	9	7	–	–	–	–	5	–
1510	11	9	11	11	3	7	9	2	4	2	1	3	–	–	–	–	6	4
1521	14	15	7	10	11	7	5	9	6	4	2	1	1	–	–	4	4	–
1529	3	4	1	3	2	1	3	–	1	–	2	–	–	–	–	–	2	–
1531	28	15	22	25	13	17	18	6	8	7	7	9	–	–	–	3	2	5
1532	1	–	–	–	–	–	–	–	–	–	–	–	–	–	–	1	–	–
1533	7	18	12	7	15	10	4	9	7	3	6	3	–	–	–	–	3	2
1539	4	1	2	4	1	2	3	–	2	1	1	–	–	–	–	–	–	–
1540	6	6	11	6	6	11	5	6	8	1	–	3	–	–	–	–	–	–
1610	248	291	311	243	262	277	229	243	263	14	15	12	–	4	2	5	29	34
1621	144	146	137	144	130	119	132	124	110	12	6	9	–	–	–	–	16	18
1622	261	263	235	261	241	217	244	220	192	17	20	24	–	1	1	–	22	18
1623	27	33	30	27	30	27	24	29	23	1	1	4	2	–	–	–	3	3
1629	78	79	93	78	75	84	68	67	76	10	8	8	–	–	–	–	4	9
1710	2	3	–	2	3	–	2	3	–	–	–	–	–	–	–	–	–	–
1721	230	287	255	223	261	227	201	234	210	19	25	15	3	2	2	7	26	28
1722	13	26	26	13	21	18	12	19	17	1	2	1	–	–	–	–	5	8
1731	61	59	58	54	46	47	50	41	39	4	5	8	–	–	–	7	13	11
1732	3	7	17	3	7	17	2	5	12	1	2	5	–	–	–	–	–	–
1733	89	77	76	89	74	72	75	66	60	14	8	12	–	–	–	–	3	4
1741	76	19	23	8	7	10	4	5	9	4	1	1	–	1	–	68	12	13
1742	5	8	10	5	7	8	3	6	7	2	1	1	–	–	–	–	1	2
1749	29	34	9	26	31	6	26	29	4	–	2	2	–	–	–	3	3	3
1811	30	14	10	7	13	8	6	10	4	1	3	3	–	–	1	23	1	2
1812	86	50	31	–	–	1	–	–	1	–	–	–	–	–	–	86	50	30
1813	50	56	50	50	51	46	41	39	35	9	12	10	–	–	1	–	5	4
1821	10	6	8	9	6	8	1	3	5	8	3	2	–	–	1	1	–	–
1822	2	2	3	2	2	3	2	2	1	–	–	2	–	–	–	–	–	–
1910	36	13	26	18	12	17	9	11	16	9	–	1	–	1	–	18	1	9
1921	13	14	4	12	14	4	11	12	4	1	2	–	–	–	–	1	–	–
1922	1	–	–	1	–	–	1	–	–	–	–	–	–	–	–	–	–	–
1931	17	11	2	–	–	–	–	–	–	–	–	–	–	–	–	17	11	2
1932	2	1	–	–	–	–	–	–	–	–	–	–	–	–	–	2	1	–
2011	–	2	1	–	1	1	–	1	1	–	–	–	–	–	–	–	1	–
2013	35	22	35	35	21	33	29	18	29	6	3	4	–	–	–	–	1	2
2014	1	–	2	1	–	2	–	–	1	1	–	–	–	–	1	–	–	–
2019	5	6	6	5	6	6	4	6	6	1	–	–	–	–	–	–	–	–
2021	15	6	4	–	–	1	–	–	1	–	–	–	–	–	–	15	6	3
2022	18	8	10	–	–	1	–	–	1	–	–	–	–	–	–	18	8	9
2029	4	2	2	2	–	2	2	–	2	–	–	–	–	–	–	2	2	–
2031	7	3	4	3	2	4	3	2	4	–	–	–	–	–	–	4	1	–
2040	4	4	4	2	4	4	2	4	4	–	–	–	–	–	–	2	–	–
2051	2	–	–	2	–	–	1	–	–	1	–	–	–	–	–	–	–	–
2052	1	–	–	1	–	–	1	–	–	–	–	–	–	–	–	–	–	–
2061	17	13	10	17	12	10	12	10	9	5	2	1	–	–	–	–	1	–
2062	2	4	5	2	4	5	–	3	2	2	1	3	–	–	–	–	–	–
2063	8	11	15	8	7	14	7	5	11	1	1	3	–	1	–	–	4	1
2071	72	56	36	72	56	35	62	42	28	10	14	7	–	–	–	–	–	1
2072	4	2	4	4	2	4	3	2	2	1	–	2	–	–	–	–	–	–
2073	1	–	3	1	–	3	1	–	2	–	–	1	–	–	–	–	–	–
2091	20	16	13	15	13	10	13	7	8	2	5	2	–	1	–	5	3	3
2092	6	11	12	6	8	7	6	8	7	–	–	–	–	–	–	–	3	5
2093	4	2	5	4	2	5	4	1	2	–	1	3	–	–	–	–	–	–
2094	–	1	–	–	1	–	–	1	–	–	–	–	–	–	–	–	–	–
2099	53	47	58	53	44	56	41	36	47	12	8	8	–	–	1	–	3	2
2110	4	2	3	3	2	3	2	2	2	1	–	1	–	–	–	1	–	–
2121	23	30	15	16	19	10	16	11	5	–	8	5	–	–	–	7	11	5
2122	–	1	1	–	1	1	–	1	–	–	–	1	–	–	–	–	–	–
2123	1	7	3	1	1	–	1	1	–	–	–	–	–	–	–	–	6	3
2211	2	–	1	–	–	1	–	–	1	–	–	–	–	–	–	2	–	–

Capítulo 23 - Santa Catarina

23.1 - Quantidade de acidentes do trabalho, por situação do registro e motivo, segundo a Classificação Nacional de Atividades Econômicas (CNAE), no estado de Santa Catarina - 2014/2016

(continuação)

CNAE	QUANTIDADE DE ACIDENTES DO TRABALHO																	
	Total			Com CAT Registrada												Sem CAT Registrada		
				Total			Motivo											
							Típico			Trajeto			Doença do Trabalho					
	2014	2015	2016	2014	2015	2016	2014	2015	2016	2014	2015	2016	2014	2015	2016	2014	2015	2016
2212	14	18	25	14	18	19	10	16	17	4	2	2	–	–	–	–	–	6
2219	77	48	35	48	25	22	39	21	17	7	4	4	2	–	1	29	23	13
2221	35	28	44	33	24	41	25	20	31	7	4	10	1	–	–	2	4	3
2222	441	440	378	441	409	349	379	341	283	59	65	64	3	3	2	–	31	29
2223	132	133	130	132	123	121	100	95	90	31	26	29	1	2	2	–	10	9
2229	399	317	279	398	279	246	330	218	194	68	58	48	–	3	4	1	38	33
2311	59	26	30	50	25	28	46	23	24	3	2	4	1	–	–	9	1	2
2319	37	48	33	37	47	31	30	41	21	7	6	10	–	–	–	–	1	2
2320	13	16	8	12	14	8	10	12	5	2	2	3	–	–	–	1	2	–
2330	215	217	195	215	196	169	179	162	147	34	32	20	2	2	2	–	21	26
2341	14	9	4	14	9	3	11	7	3	3	2	–	–	–	–	–	–	1
2342	725	623	495	725	604	475	641	525	405	76	78	65	8	1	5	–	19	20
2349	15	25	23	15	21	20	7	17	16	8	4	4	–	–	–	–	4	3
2391	40	43	51	40	40	49	33	30	37	7	10	11	–	–	1	–	3	2
2399	15	10	9	15	8	9	12	7	4	3	–	5	–	1	–	–	2	–
2421	–	2	3	–	2	3	–	2	3	–	–	–	–	–	–	–	–	–
2422	7	6	2	5	6	2	4	4	1	1	2	1	–	–	–	2	–	–
2423	14	8	5	14	8	5	13	8	5	1	–	–	–	–	–	–	–	–
2424	8	10	10	8	10	10	6	8	8	2	2	1	–	–	1	–	–	–
2431	52	71	32	52	65	27	52	62	25	–	3	2	–	–	–	–	6	5
2439	3	–	–	3	–	–	2	–	–	1	–	–	–	–	–	–	–	–
2441	8	5	8	7	5	7	4	3	5	3	2	2	–	–	–	1	–	1
2443	–	2	4	–	2	4	–	–	2	–	2	2	–	–	–	–	–	–
2449	44	22	17	44	19	17	36	16	16	8	3	1	–	–	–	–	3	–
2451	2.110	1.592	1.328	2.110	1.580	1.317	1.956	1.481	1.182	103	80	117	51	19	18	–	12	11
2452	19	22	14	18	18	13	17	12	12	1	6	1	–	–	–	1	4	1
2511	147	118	114	137	94	106	118	88	91	16	6	15	3	–	–	10	24	8
2512	103	95	90	99	92	85	82	76	67	15	16	17	2	–	1	4	3	5
2513	7	7	6	7	6	6	3	3	6	3	3	–	1	–	–	–	1	–
2521	13	16	5	12	16	5	12	15	3	–	1	2	–	–	–	1	–	–
2522	40	27	25	22	15	19	16	12	19	6	3	–	–	–	–	18	12	6
2531	–	–	2	–	–	2	–	–	1	–	–	1	–	–	–	–	–	–
2532	81	88	68	81	86	59	69	68	46	12	18	13	–	–	–	–	2	9
2539	124	87	82	124	82	78	108	61	61	16	21	16	–	–	1	–	5	4
2541	4	2	2	4	2	2	4	1	2	–	1	–	–	–	–	–	–	–
2542	14	18	12	14	17	12	9	13	9	5	3	2	–	1	1	–	1	–
2543	54	59	43	54	55	43	46	44	29	8	10	14	–	1	–	–	4	–
2591	22	14	15	22	12	14	20	11	10	–	1	4	2	–	–	–	2	1
2592	79	55	74	79	47	67	67	39	53	10	8	14	2	–	–	–	8	7
2593	45	41	38	45	39	35	38	35	31	7	4	4	–	–	–	–	2	3
2599	155	142	115	155	131	101	127	112	76	27	18	24	1	1	1	–	11	14
2610	5	5	6	5	4	6	1	2	1	4	2	5	–	–	–	–	1	–
2621	3	–	3	3	–	3	1	–	1	2	–	2	–	–	–	–	–	–
2622	4	7	2	4	7	2	–	2	1	4	5	1	–	–	–	–	–	–
2631	–	1	–	–	1	–	–	1	–	–	–	–	–	–	–	–	–	–
2632	21	36	22	21	32	22	14	20	14	3	8	6	4	4	2	–	4	–
2640	7	21	13	7	20	12	5	18	11	2	2	1	–	–	–	–	1	1
2651	77	54	38	77	52	35	31	28	12	46	23	23	–	1	–	–	2	3
2652	–	1	6	–	1	2	–	1	–	–	–	2	–	–	–	–	–	4
2660	5	2	3	5	2	3	3	2	3	2	–	–	–	–	–	–	–	–
2710	295	225	171	295	206	154	206	132	82	86	69	71	3	5	1	–	19	17
2721	1	1	–	–	–	–	–	–	–	–	–	–	–	–	–	1	1	–
2722	31	38	27	28	19	14	20	16	12	6	3	2	2	–	–	3	19	13
2731	33	23	41	32	22	34	20	14	26	12	8	8	–	–	–	1	1	7
2732	20	16	15	20	16	14	14	12	8	6	4	6	–	–	–	–	–	1
2733	21	32	34	21	27	32	18	23	31	3	4	1	–	–	–	–	5	2
2740	13	12	6	13	12	4	11	9	4	2	3	–	–	–	–	–	–	2
2751	222	132	136	203	129	128	149	87	75	37	38	45	17	4	8	19	3	8
2759	47	52	24	47	40	22	41	27	14	6	12	8	–	1	–	–	12	2
2790	69	43	23	69	41	21	50	29	18	18	12	3	1	–	–	–	2	2
2811	19	7	12	11	6	10	10	5	10	1	1	–	–	–	–	8	1	2
2812	22	25	35	19	22	30	16	15	16	3	6	12	–	1	2	3	3	5
2813	27	20	17	26	20	17	22	14	12	4	6	5	–	–	–	1	–	–
2814	169	124	122	169	120	118	111	76	79	56	43	35	2	1	4	–	4	4
2815	17	12	6	17	11	4	14	11	3	3	–	1	–	–	–	–	1	2
2821	6	5	2	2	1	–	2	1	–	–	–	–	–	–	–	4	4	2
2822	14	24	25	14	19	18	12	15	11	2	4	6	–	–	1	–	5	7
2823	26	28	40	26	27	37	22	27	30	4	–	7	–	–	–	–	1	3
2825	9	6	10	9	5	9	8	5	7	1	–	2	–	–	–	–	1	1
2829	137	96	91	137	90	82	115	75	67	20	14	15	2	1	–	–	6	9
2831	7	5	1	7	2	1	6	2	1	1	–	–	–	–	–	–	3	–
2832	1	–	–	1	–	–	1	–	–	–	–	–	–	–	–	–	–	–
2833	202	193	147	198	167	112	175	139	97	23	28	15	–	–	–	4	26	35
2840	29	25	31	29	24	29	21	20	23	8	4	5	–	–	1	–	1	2
2851	212	31	22	212	22	20	48	20	15	4	1	5	160	1	–	–	9	2

Capítulo 23 - Santa Catarina

23.1 - Quantidade de acidentes do trabalho, por situação do registro e motivo, segundo a Classificação Nacional de Atividades Econômicas (CNAE), no estado de Santa Catarina - 2014/2016

(continuação)

CNAE	QUANTIDADE DE ACIDENTES DO TRABALHO																	
	Total			Com CAT Registrada												Sem CAT Registrada		
				Total			Motivo											
							Típico			Trajeto			Doença do Trabalho					
	2014	2015	2016	2014	2015	2016	2014	2015	2016	2014	2015	2016	2014	2015	2016	2014	2015	2016
2852	–	–	1	–	–	1	–	–	–	–	–	1	–	–	–	–	–	–
2853	6	5	6	6	5	3	6	5	3	–	–	–	–	–	–	–	–	3
2854	8	7	5	8	7	5	6	5	3	2	2	2	–	–	–	–	–	–
2861	30	19	26	30	19	25	26	16	23	4	3	2	–	–	–	–	–	1
2862	54	47	41	54	40	29	44	31	20	10	9	9	–	–	–	–	7	12
2863	13	17	8	13	15	8	9	12	4	3	3	4	1	–	–	–	2	–
2864	4	1	–	4	1	–	3	–	–	1	1	–	–	–	–	–	–	–
2865	11	17	16	11	16	16	8	12	15	3	4	1	–	–	–	–	1	–
2866	5	1	1	5	1	1	3	1	–	2	–	1	–	–	–	–	–	–
2869	150	137	115	150	125	97	125	107	78	24	18	17	1	–	2	–	12	18
2910	16	28	34	16	26	26	14	19	23	2	7	3	–	–	–	–	2	8
2920	3	12	1	–	–	–	–	–	–	–	–	–	–	–	–	3	12	1
2930	117	117	108	117	101	105	103	82	87	11	18	16	3	1	2	–	16	3
2941	171	122	122	171	119	118	132	106	94	39	13	24	–	–	–	–	3	4
2942	1	–	–	1	–	–	1	–	–	–	–	–	–	–	–	–	–	–
2943	18	7	16	18	6	10	16	5	7	2	1	3	–	–	–	–	1	6
2944	4	4	–	4	2	–	4	1	–	–	1	–	–	–	–	–	2	–
2945	14	28	30	14	22	20	8	8	7	6	14	13	–	–	–	–	6	10
2949	36	66	55	36	60	52	28	55	41	8	5	8	–	–	3	–	6	3
2950	7	2	15	7	2	15	6	1	8	1	1	7	–	–	–	–	–	–
3011	90	147	126	90	134	116	70	104	92	20	30	24	–	–	–	–	13	10
3012	29	30	38	29	30	38	20	21	31	7	7	5	2	2	2	–	–	–
3091	1	–	–	1	–	–	–	–	–	1	–	–	–	–	–	–	–	–
3092	18	3	1	18	3	1	14	2	1	4	1	–	–	–	–	–	–	–
3099	7	7	9	7	7	9	7	7	9	–	–	–	–	–	–	–	–	–
3101	400	372	349	400	338	307	355	280	256	45	55	49	–	3	2	–	34	42
3102	34	30	18	34	29	18	28	23	14	5	5	3	1	1	1	–	1	–
3103	4	2	3	4	2	3	2	2	2	2	–	1	–	–	–	–	–	–
3104	54	24	21	54	22	19	46	18	17	8	4	2	–	–	–	–	2	2
3212	10	1	–	1	1	–	–	1	–	1	–	–	–	–	–	9	–	–
3220	–	–	1	–	–	1	–	–	1	–	–	–	–	–	–	–	–	–
3230	39	19	12	8	4	8	4	2	3	4	2	5	–	–	–	31	15	4
3240	7	5	4	7	5	4	4	5	4	3	–	–	–	–	–	–	–	–
3250	38	25	37	38	23	35	24	14	21	12	9	13	2	–	1	–	2	2
3291	14	15	5	10	7	5	7	6	4	3	1	1	–	–	–	4	8	–
3292	9	7	7	9	7	5	9	6	4	–	1	1	–	–	–	–	–	2
3299	23	19	26	23	14	19	17	9	12	6	5	7	–	–	–	–	5	7
3311	7	2	1	7	2	1	7	2	–	–	–	1	–	–	–	–	–	–
3312	3	7	3	3	7	3	3	7	1	–	–	2	–	–	–	–	–	–
3313	4	9	4	4	7	4	4	5	3	–	2	1	–	–	–	–	2	–
3314	85	62	54	85	58	50	72	46	39	12	11	11	1	1	–	–	4	4
3315	–	2	1	–	2	1	–	–	–	–	2	1	–	–	–	–	–	–
3317	82	36	13	82	33	13	74	25	11	7	8	2	1	–	–	–	3	–
3319	7	12	9	7	12	8	4	10	4	2	2	4	1	–	–	–	–	1
3321	12	18	17	12	15	14	7	10	10	5	5	4	–	–	–	–	3	3
3329	3	5	7	3	5	6	2	3	5	1	2	1	–	–	–	–	–	1
3511	128	86	69	48	41	27	43	37	24	4	4	3	1	–	–	80	45	42
3512	31	16	21	24	12	18	20	10	15	4	2	3	–	–	–	7	4	3
3514	97	97	117	97	94	105	77	75	82	16	19	21	4	–	2	–	3	12
3520	–	–	1	–	–	1	–	–	–	–	–	1	–	–	–	–	–	–
3600	103	157	123	103	141	115	77	108	88	25	32	27	1	1	–	–	16	8
3701	8	10	3	8	10	3	7	6	1	1	4	2	–	–	–	–	–	–
3702	6	5	2	6	5	2	3	5	2	3	–	–	–	–	–	–	–	–
3811	706	709	645	706	701	634	617	626	567	74	57	58	15	18	9	–	8	11
3812	5	5	12	5	4	11	2	4	9	3	–	2	–	–	–	–	1	1
3821	6	14	9	6	10	7	6	10	5	–	–	2	–	–	–	–	4	2
3822	8	–	1	8	–	1	7	–	1	1	–	–	–	–	–	–	–	–
3831	4	3	10	4	3	10	3	2	9	1	1	1	–	–	–	–	–	–
3832	31	29	32	31	25	29	27	21	21	4	3	6	–	1	2	–	4	3
3839	50	26	16	50	23	11	45	22	11	5	1	–	–	–	–	–	3	5
3900	–	2	–	–	2	–	–	1	–	–	1	–	–	–	–	–	–	–
4110	188	208	180	188	198	166	142	168	136	45	25	27	1	5	3	–	10	14
4120	769	756	676	762	645	591	616	525	463	137	114	123	9	6	5	7	111	85
4211	166	174	150	166	158	139	133	140	126	30	16	10	3	2	3	–	16	11
4212	26	22	12	26	22	11	22	18	10	3	2	1	1	2	–	–	–	1
4213	12	8	24	12	7	24	8	5	18	4	2	6	–	–	–	–	1	–
4221	227	200	108	148	133	80	137	115	69	10	17	9	1	1	2	79	67	28
4222	25	28	23	25	27	22	19	21	17	6	6	5	–	–	–	–	1	1
4223	51	23	22	3	1	–	2	1	–	1	–	–	–	–	–	48	22	22
4291	3	1	–	3	1	–	2	–	–	1	1	–	–	–	–	–	–	–
4292	23	23	21	23	14	13	18	13	10	5	1	3	–	–	–	–	9	8
4299	19	19	25	19	15	24	14	10	23	3	5	1	2	–	–	–	4	1
4311	3	1	3	3	1	3	2	1	1	1	–	2	–	–	–	–	–	–
4312	3	5	6	3	5	5	2	5	5	1	–	–	–	–	–	–	–	1
4313	53	50	47	53	44	35	46	32	31	7	11	4	–	1	–	–	6	12
4319	1	–	–	1	–	–	1	–	–	–	–	–	–	–	–	–	–	–

Capítulo 23 - Santa Catarina

23.1 - Quantidade de acidentes do trabalho, por situação do registro e motivo, segundo a Classificação Nacional de Atividades Econômicas (CNAE), no estado de Santa Catarina - 2014/2016

(continuação)

CNAE	QUANTIDADE DE ACIDENTES DO TRABALHO																	
	Total			Com CAT Registrada												Sem CAT Registrada		
				Total			Motivo											
							Típico			Trajeto			Doença do Trabalho					
	2014	2015	2016	2014	2015	2016	2014	2015	2016	2014	2015	2016	2014	2015	2016	2014	2015	2016
4321	91	64	82	91	60	76	69	44	60	20	15	16	2	1	–	–	4	6
4322	19	21	33	19	18	32	11	11	19	8	7	13	–	–	–	–	3	1
4329	24	22	20	24	21	16	20	13	13	4	7	3	–	1	–	–	1	4
4330	70	55	61	70	51	58	50	32	39	19	18	19	1	1	–	–	4	3
4391	35	25	25	35	24	23	33	22	20	–	2	2	2	–	1	–	1	2
4399	123	119	104	123	106	90	103	90	67	20	13	22	–	3	1	–	13	14
4511	116	122	97	116	115	89	69	75	53	44	39	35	3	1	1	–	7	8
4512	113	72	65	4	4	1	4	3	1	–	1	–	–	–	–	109	68	64
4520	94	104	108	94	98	102	70	67	70	24	31	30	–	–	2	–	6	6
4530	196	194	192	196	186	180	145	118	121	46	66	59	5	2	–	–	8	12
4541	29	31	23	18	21	14	5	7	7	13	14	7	–	–	–	11	10	9
4542	1	–	–	–	–	–	–	–	–	–	–	–	–	–	–	1	–	–
4543	2	2	3	–	2	3	–	1	1	–	1	2	–	–	–	2	–	–
4611	13	6	7	13	5	7	9	4	7	3	1	–	1	–	–	–	1	–
4612	1	–	–	1	–	–	1	–	–	–	–	–	–	–	–	–	–	–
4613	–	–	1	–	–	1	–	–	1	–	–	–	–	–	–	–	–	–
4614	–	2	1	–	2	1	–	–	–	–	2	1	–	–	–	–	–	–
4616	–	5	5	–	2	–	–	2	–	–	–	–	–	–	–	–	3	5
4617	3	–	–	3	–	–	3	–	–	–	–	–	–	–	–	–	–	–
4618	1	4	2	1	4	2	1	2	1	–	2	1	–	–	–	–	–	–
4619	1	2	2	1	2	2	1	1	1	–	1	1	–	–	–	–	–	–
4622	3	7	9	3	5	9	3	3	8	–	2	1	–	–	–	–	2	–
4623	46	48	36	46	44	32	40	30	23	6	14	8	–	–	1	–	4	4
4631	2	7	7	2	7	5	–	4	4	2	3	1	–	–	–	–	–	2
4632	16	14	6	16	14	6	15	12	6	1	2	–	–	–	–	–	–	–
4633	23	30	24	23	28	23	17	22	10	6	5	13	–	1	–	–	2	1
4634	25	31	38	25	30	36	15	16	20	9	14	16	1	–	–	–	1	2
4635	141	153	127	141	132	111	107	97	79	34	32	31	–	3	1	–	21	16
4636	1	–	1	1	–	1	1	–	1	–	–	–	–	–	–	–	–	–
4637	32	27	29	32	25	28	18	8	13	14	16	14	–	1	1	–	2	1
4639	40	31	45	40	30	41	22	16	19	18	14	22	–	–	–	–	1	4
4641	21	7	10	21	7	9	16	6	6	5	1	3	–	–	–	–	–	1
4642	23	20	14	23	16	11	8	7	6	15	9	5	–	–	–	–	4	3
4643	2	2	2	2	2	2	1	1	2	1	1	–	–	–	–	–	–	–
4644	26	26	26	26	23	24	17	11	11	9	12	11	–	–	2	–	3	2
4645	12	10	11	12	9	9	9	9	6	3	–	3	–	–	–	–	1	2
4646	4	8	10	4	7	9	3	4	4	1	3	5	–	–	–	–	1	1
4647	5	4	2	5	4	2	3	4	1	2	–	1	–	–	–	–	–	–
4649	42	41	38	42	35	36	26	17	12	16	18	24	–	–	–	–	6	2
4651	5	3	3	5	3	3	2	–	2	3	3	1	–	–	–	–	–	–
4652	2	1	1	2	1	1	–	–	–	2	1	1	–	–	–	–	–	–
4661	7	14	8	7	13	8	4	8	7	3	5	1	–	–	–	–	1	–
4662	6	4	3	6	3	3	5	3	3	1	–	–	–	–	–	–	1	–
4663	17	19	12	17	19	11	13	13	7	4	6	4	–	–	–	–	–	1
4664	6	10	6	6	9	6	3	7	3	3	2	3	–	–	–	–	1	–
4665	1	2	1	1	2	1	–	2	–	1	–	1	–	–	–	–	–	–
4669	8	14	20	8	14	18	6	10	9	1	4	9	1	–	–	–	–	2
4671	24	34	42	24	32	41	20	24	33	4	8	8	–	–	–	–	2	1
4672	27	25	24	27	24	23	21	20	19	6	4	4	–	–	–	–	1	1
4673	7	8	5	7	6	5	4	1	3	3	5	2	–	–	–	–	2	–
4674	4	3	1	4	3	1	4	1	–	–	2	1	–	–	–	–	–	–
4679	34	37	37	34	35	35	30	30	30	4	5	5	–	–	–	–	2	2
4681	8	1	15	8	1	11	6	1	7	2	–	4	–	–	–	–	–	4
4682	7	10	17	7	10	16	6	5	15	1	5	1	–	–	–	–	–	1
4683	36	30	36	36	29	36	32	19	31	4	10	5	–	–	–	–	1	–
4684	34	24	26	34	24	23	28	17	20	6	7	3	–	–	–	–	–	3
4685	11	26	18	11	22	17	10	19	17	1	3	–	–	–	–	–	4	1
4686	14	16	13	14	14	12	10	12	8	4	2	4	–	–	–	–	2	1
4687	32	35	38	32	33	34	27	33	27	4	–	7	1	–	–	–	2	4
4689	46	25	23	46	25	23	32	19	16	14	6	7	–	–	–	–	–	–
4691	15	23	17	15	20	15	11	11	6	4	9	9	–	–	–	–	3	2
4692	4	5	6	4	5	4	2	4	4	2	1	–	–	–	–	–	–	2
4693	62	52	36	62	48	33	42	35	24	20	13	9	–	–	–	–	4	3
4711	853	1.145	1.149	853	996	1.004	649	750	743	198	240	255	6	6	6	–	149	145
4712	40	39	41	40	36	36	31	24	24	7	11	12	2	1	–	–	3	5
4713	45	35	53	45	32	49	24	16	25	20	16	24	1	–	–	–	3	4
4721	32	42	42	32	40	40	17	24	29	14	16	10	1	–	1	–	2	2
4722	4	6	4	4	6	4	2	4	3	2	2	–	–	–	1	–	–	–
4723	6	8	13	6	7	12	4	3	8	2	4	3	–	–	1	–	1	1
4724	5	13	8	5	12	8	–	5	4	5	7	4	–	–	–	–	1	–
4729	31	35	31	31	32	30	18	20	20	13	12	10	–	–	–	–	3	1
4731	109	124	123	109	118	112	52	60	56	56	56	56	1	2	–	–	6	11
4732	–	–	1	–	–	1	–	–	–	–	–	1	–	–	–	–	–	–
4741	12	19	11	12	17	11	5	7	5	7	10	6	–	–	–	–	2	–
4742	23	23	19	23	23	18	16	17	10	7	6	8	–	–	–	–	–	1
4743	35	30	35	35	28	35	26	19	26	7	9	8	2	–	1	–	2	–

Capítulo 23 - Santa Catarina

23.1 - Quantidade de acidentes do trabalho, por situação do registro e motivo, segundo a Classificação Nacional de Atividades Econômicas (CNAE), no estado de Santa Catarina - 2014/2016

(continuação)

CNAE	QUANTIDADE DE ACIDENTES DO TRABALHO																	
	Total			Com CAT Registrada												Sem CAT Registrada		
				Total			Motivo											
							Típico			Trajeto			Doença do Trabalho					
	2014	2015	2016	2014	2015	2016	2014	2015	2016	2014	2015	2016	2014	2015	2016	2014	2015	2016
4744	260	275	285	260	244	262	205	185	199	53	59	61	2	–	2	–	31	23
4751	26	14	27	26	13	27	15	6	12	11	7	15	–	–	–	–	1	–
4752	12	16	11	12	15	11	6	9	8	6	6	3	–	–	–	–	1	–
4753	70	52	44	70	46	41	41	27	25	28	19	14	1	–	2	–	6	3
4754	60	65	54	60	63	52	36	37	29	24	25	22	–	1	1	–	2	2
4755	14	8	8	14	8	8	9	4	1	5	4	7	–	–	–	–	–	–
4757	14	17	9	14	16	8	8	11	5	6	5	3	–	–	–	–	1	1
4759	21	15	19	21	14	17	13	11	9	8	3	8	–	–	–	–	1	2
4761	7	18	16	7	18	15	3	6	9	4	12	6	–	–	–	–	–	1
4763	15	16	16	15	16	16	6	8	8	9	8	8	–	–	–	–	–	–
4771	42	44	42	42	43	42	18	24	20	24	19	22	–	–	–	–	1	–
4772	3	3	17	3	3	17	2	1	7	1	2	10	–	–	–	–	–	–
4773	6	5	5	6	5	3	3	5	2	3	–	1	–	–	–	–	–	2
4774	5	4	2	5	4	2	–	1	1	5	3	1	–	–	–	–	–	–
4781	65	86	117	65	82	115	34	35	48	31	46	64	–	1	3	–	4	2
4782	12	29	47	12	28	44	10	18	19	2	10	25	–	–	–	–	1	3
4783	6	6	3	6	5	3	4	3	–	2	2	3	–	–	–	–	1	–
4784	18	28	15	18	24	14	12	20	11	6	4	3	–	–	–	–	4	1
4785	1	1	1	1	1	1	1	1	–	–	–	1	–	–	–	–	–	–
4789	124	110	104	124	104	99	78	61	58	45	40	41	1	3	–	–	6	5
4911	24	23	11	24	22	11	21	20	7	3	2	4	–	–	–	–	1	–
4921	79	83	90	79	76	75	45	42	48	29	32	27	5	2	–	–	7	15
4922	30	13	9	30	13	8	16	11	4	13	2	4	1	–	–	–	–	1
4923	–	1	1	–	1	1	–	–	1	–	1	–	–	–	–	–	–	–
4924	1	3	1	1	3	–	1	1	–	–	2	–	–	–	–	–	–	1
4929	2	3	3	2	3	3	2	3	3	–	–	–	–	–	–	–	–	–
4930	681	729	690	680	632	590	528	461	437	143	167	151	9	4	2	1	97	100
4940	3	8	5	3	8	5	3	8	3	–	–	2	–	–	–	–	–	–
4950	–	–	4	–	–	4	–	–	2	–	–	2	–	–	–	–	–	–
5012	–	3	1	–	3	1	–	2	1	–	1	–	–	–	–	–	–	–
5021	3	5	4	3	3	3	2	2	3	1	1	–	–	–	–	–	2	1
5022	1	2	6	1	2	6	–	1	4	1	1	2	–	–	–	–	–	–
5030	13	18	18	7	7	4	6	6	1	1	1	2	–	–	1	6	11	14
5091	3	1	–	3	1	–	3	1	–	–	–	–	–	–	–	–	–	–
5099	1	–	1	1	–	1	–	–	–	1	–	1	–	–	–	–	–	–
5111	72	35	11	23	17	8	14	8	4	9	9	4	–	–	–	49	18	3
5112	6	3	–	–	–	–	–	–	–	–	–	–	–	–	–	6	3	–
5120	–	1	–	–	–	–	–	–	–	–	–	–	–	–	–	–	1	–
5211	164	161	158	157	149	149	126	110	111	31	38	37	–	1	1	7	12	9
5212	115	62	48	58	25	31	30	21	26	28	4	5	–	–	–	57	37	17
5221	29	31	33	26	25	30	20	19	22	6	6	8	–	–	–	3	6	3
5222	1	–	–	–	–	–	–	–	–	–	–	–	–	–	–	1	–	–
5223	18	21	26	18	19	23	8	7	10	9	12	13	1	–	–	–	2	3
5229	20	19	26	15	16	23	12	12	22	3	4	1	–	–	–	5	3	3
5231	140	113	89	140	101	81	98	74	60	40	27	21	2	–	–	–	12	8
5232	12	6	7	1	1	6	1	–	2	–	1	4	–	–	–	11	5	1
5239	4	1	4	4	1	4	2	–	3	2	1	1	–	–	–	–	–	–
5240	17	23	22	17	21	18	15	17	15	2	2	2	–	2	1	–	2	4
5250	40	28	18	39	22	17	29	15	13	10	7	4	–	–	–	1	6	1
5310	409	483	471	409	483	470	317	334	324	47	55	43	45	94	103	–	–	1
5320	46	45	42	46	39	36	24	24	30	21	15	6	1	–	–	–	6	6
5510	118	123	132	118	116	126	81	79	78	37	35	47	–	2	1	–	7	6
5590	2	5	4	2	3	4	–	2	3	2	–	1	–	1	–	–	2	–
5611	331	319	354	331	299	339	229	194	208	97	100	127	5	5	4	–	20	15
5612	4	3	2	4	3	2	3	2	1	–	–	1	1	1	–	–	–	–
5620	189	186	147	189	135	108	154	100	74	35	32	32	–	3	2	–	51	39
5811	–	1	2	–	1	2	–	1	1	–	–	1	–	–	–	–	–	–
5812	5	5	4	5	5	4	4	4	2	1	1	2	–	–	–	–	–	–
5813	1	–	1	1	–	1	1	–	–	–	–	1	–	–	–	–	–	–
5819	1	–	–	1	–	–	1	–	–	–	–	–	–	–	–	–	–	–
5822	6	8	15	6	8	15	3	6	10	3	1	5	–	1	–	–	–	–
5823	1	–	2	1	–	2	–	–	2	1	–	–	–	–	–	–	–	–
5829	3	3	3	3	3	3	3	2	2	–	1	1	–	–	–	–	–	–
5911	2	–	–	1	–	–	–	–	–	1	–	–	–	–	–	1	–	–
5914	1	–	2	1	–	2	–	–	1	1	–	1	–	–	–	–	–	–
6010	13	7	8	9	6	8	7	1	1	2	5	7	–	–	–	4	1	–
6021	14	18	16	9	14	16	5	6	11	4	8	4	–	–	1	5	4	–
6110	28	44	28	28	42	27	21	37	23	7	4	4	–	1	–	–	2	1
6120	6	31	31	6	29	30	3	15	16	3	14	14	–	–	–	–	2	1
6141	21	5	1	20	5	1	8	2	1	12	3	–	–	–	–	1	–	–
6142	–	1	–	–	1	–	–	1	–	–	–	–	–	–	–	–	–	–
6143	–	–	1	–	–	1	–	–	–	–	–	1	–	–	–	–	–	–
6190	18	31	34	18	29	29	13	15	13	5	14	16	–	–	–	–	2	5
6201	180	100	55	28	28	31	8	12	12	20	15	18	–	1	1	152	72	24
6202	14	15	9	14	14	8	5	3	3	8	10	5	1	1	–	–	1	1
6203	19	24	22	19	21	20	5	7	6	14	12	14	–	2	–	–	3	2

Capítulo 23 - Santa Catarina

23.1 - Quantidade de acidentes do trabalho, por situação do registro e motivo, segundo a Classificação Nacional de Atividades Econômicas (CNAE), no estado de Santa Catarina - 2014/2016

(continuação)

CNAE	QUANTIDADE DE ACIDENTES DO TRABALHO																	
	Total			Com CAT Registrada												Sem CAT Registrada		
				Total			Motivo											
							Típico			Trajeto			Doença do Trabalho					
	2014	2015	2016	2014	2015	2016	2014	2015	2016	2014	2015	2016	2014	2015	2016	2014	2015	2016
6204	6	9	4	6	7	4	2	1	–	4	5	3	–	1	1	–	2	–
6209	8	3	4	8	3	4	5	1	–	3	2	4	–	–	–	–	–	–
6311	26	12	9	18	10	9	13	5	1	5	4	7	–	1	1	8	2	–
6319	1	–	1	1	–	1	1	–	–	–	–	1	–	–	–	–	–	–
6399	1	–	–	1	–	–	1	–	–	–	–	–	–	–	–	–	–	–
6410	–	–	1	–	–	1	–	–	1	–	–	–	–	–	–	–	–	–
6421	26	19	7	26	17	5	22	10	3	–	4	1	4	3	1	–	2	2
6422	95	81	109	95	70	91	46	28	43	11	15	10	38	27	38	–	11	18
6423	14	15	12	14	14	11	10	5	4	3	7	5	1	2	2	–	1	1
6424	9	14	15	9	13	10	3	6	3	5	6	7	1	1	–	–	1	5
6434	1	–	–	1	–	–	–	–	–	1	–	–	–	–	–	–	–	–
6435	–	–	1	–	–	1	–	–	1	–	–	–	–	–	–	–	–	–
6436	1	–	1	1	–	1	–	–	1	1	–	–	–	–	–	–	–	–
6462	8	4	3	8	4	3	6	2	1	2	2	2	–	–	–	–	–	–
6463	1	1	2	1	1	2	–	1	2	1	–	–	–	–	–	–	–	–
6470	–	2	–	–	2	–	–	2	–	–	–	–	–	–	–	–	–	–
6491	1	–	–	1	–	–	–	–	–	1	–	–	–	–	–	–	–	–
6493	–	2	2	–	2	2	–	1	1	–	1	1	–	–	–	–	–	–
6499	3	2	5	3	2	5	–	1	–	3	1	5	–	–	–	–	–	–
6511	1	2	1	1	2	1	–	–	1	–	2	–	1	–	–	–	–	–
6512	2	4	3	2	4	2	–	2	2	2	1	–	–	1	–	–	–	1
6520	1	–	–	1	–	–	–	–	–	1	–	–	–	–	–	–	–	–
6541	1	3	–	1	3	–	–	2	–	1	1	–	–	–	–	–	–	–
6550	43	51	44	43	47	42	14	19	17	28	27	25	1	1	–	–	4	2
6612	1	1	–	1	1	–	–	–	–	1	1	–	–	–	–	–	–	–
6613	11	6	3	–	1	2	–	–	–	–	1	2	–	–	–	11	5	1
6619	2	1	1	2	1	1	–	–	1	2	1	–	–	–	–	–	–	–
6621	1	4	1	–	1	–	–	1	–	–	–	–	–	–	–	1	3	1
6622	1	2	5	1	2	5	–	–	–	1	2	5	–	–	–	–	–	–
6629	2	–	–	2	–	–	1	–	–	1	–	–	–	–	–	–	–	–
6630	14	11	–	–	–	–	–	–	–	–	–	–	–	–	–	14	11	–
6810	25	24	25	25	22	24	22	20	18	3	2	6	–	–	–	–	2	1
6821	11	11	10	11	9	10	7	6	3	4	3	7	–	–	–	–	2	–
6822	23	16	14	23	14	12	19	7	10	4	7	2	–	–	–	–	2	2
6911	6	12	5	6	11	5	–	7	1	5	4	4	1	–	–	–	1	–
6912	4	6	9	4	6	9	1	–	2	3	6	7	–	–	–	–	–	–
6920	70	57	71	70	54	70	24	17	17	44	36	53	2	1	–	–	3	1
7010	2	2	1	2	–	1	2	–	1	–	–	–	–	–	–	–	2	–
7020	22	22	25	22	22	24	14	16	11	8	6	13	–	–	–	–	–	1
7111	–	1	–	–	1	–	–	1	–	–	–	–	–	–	–	–	–	–
7112	63	84	79	63	71	75	41	44	57	21	25	18	1	2	–	–	13	4
7119	3	6	2	3	6	2	1	1	–	2	5	2	–	–	–	–	–	–
7120	6	5	10	6	5	8	4	3	5	2	2	3	–	–	–	–	–	2
7210	29	23	21	27	21	20	21	15	15	6	6	5	–	–	–	2	2	1
7220	6	9	3	1	–	–	1	–	–	–	–	–	–	–	–	5	9	3
7311	23	4	4	2	2	3	2	–	–	–	2	3	–	–	–	21	2	1
7312	4	5	8	4	4	8	2	4	6	2	–	2	–	–	–	–	1	–
7319	6	15	17	6	12	15	1	8	2	5	4	13	–	–	–	–	3	2
7320	3	8	3	1	2	1	–	1	–	1	1	1	–	–	–	2	6	2
7410	3	–	–	3	–	–	1	–	–	2	–	–	–	–	–	–	–	–
7420	6	11	6	1	7	4	1	6	3	–	1	1	–	–	–	5	4	2
7490	12	24	20	12	18	18	6	9	14	5	8	4	1	1	–	–	6	2
7500	1	2	3	1	1	3	1	–	1	–	1	2	–	–	–	–	1	–
7711	10	12	15	10	11	14	6	3	11	4	8	3	–	–	–	–	1	1
7721	1	1	1	1	1	1	–	1	1	1	–	–	–	–	–	–	–	–
7723	8	9	10	8	9	7	5	8	6	3	1	1	–	–	–	–	–	3
7729	3	3	–	3	2	–	1	1	–	2	1	–	–	–	–	–	1	–
7731	–	1	2	–	1	1	–	1	1	–	–	–	–	–	–	–	–	1
7732	6	14	13	6	12	12	6	10	10	–	2	2	–	–	–	–	2	1
7733	3	5	7	1	2	7	1	1	4	–	1	3	–	–	–	2	3	–
7739	10	17	17	10	17	16	8	14	11	2	3	5	–	–	–	–	–	1
7740	–	–	1	–	–	1	–	–	–	–	–	1	–	–	–	–	–	–
7810	11	6	2	11	6	2	6	–	1	5	6	1	–	–	–	–	–	–
7820	112	109	130	112	85	96	68	48	53	44	36	43	–	1	–	–	24	34
7830	23	25	34	23	16	27	10	6	13	10	10	14	3	–	–	–	9	7
7911	9	6	3	9	6	3	4	3	2	5	3	1	–	–	–	–	–	–
7990	2	–	1	2	–	1	–	–	–	2	–	1	–	–	–	–	–	–
8011	237	291	232	233	224	180	89	90	60	142	132	119	2	2	1	4	67	52
8012	82	97	58	75	83	45	27	35	19	48	48	26	–	–	–	7	14	13
8020	44	44	50	44	39	46	22	15	23	22	24	23	–	–	–	–	5	4
8030	28	11	3	–	–	–	–	–	–	–	–	–	–	–	–	28	11	3
8111	8	18	22	8	15	18	3	11	10	5	2	8	–	2	–	–	3	4
8112	122	112	175	122	100	170	84	69	115	38	30	53	–	1	2	–	12	5
8121	313	387	428	313	269	297	201	160	185	105	106	110	7	3	2	–	118	131
8122	17	15	22	5	4	4	3	3	3	2	1	1	–	–	–	12	11	18
8129	22	34	38	22	30	33	14	17	25	8	13	8	–	–	–	–	4	5
8130	32	23	16	10	12	8	9	6	4	1	6	4	–	–	–	22	11	8

Capítulo 23 - Santa Catarina

23.1 - Quantidade de acidentes do trabalho, por situação do registro e motivo, segundo a Classificação Nacional de Atividades Econômicas (CNAE), no estado de Santa Catarina - 2014/2016

(conclusão)

CNAE	QUANTIDADE DE ACIDENTES DO TRABALHO																	
	Total			Com CAT Registrada												Sem CAT Registrada		
				Total			Motivo											
							Típico			Trajeto			Doença do Trabalho					
	2014	2015	2016	2014	2015	2016	2014	2015	2016	2014	2015	2016	2014	2015	2016	2014	2015	2016
8211	39	55	80	35	44	73	15	20	39	16	18	32	4	6	2	4	11	7
8219	13	18	22	13	16	22	5	7	14	8	9	7	–	–	1	–	2	–
8220	33	37	44	32	33	36	8	9	5	23	24	30	1	–	1	1	4	8
8230	5	11	12	5	10	12	3	7	6	2	3	6	–	–	–	–	1	–
8291	40	35	20	8	9	12	2	1	3	6	7	9	–	1	–	32	26	8
8292	2	1	11	2	1	10	1	1	6	1	–	4	–	–	–	–	–	1
8299	49	77	84	49	65	75	23	33	40	26	32	35	–	–	–	–	12	9
8411	723	900	861	723	650	612	519	482	446	197	163	162	7	5	4	–	250	249
8412	5	95	121	5	7	7	3	2	5	2	5	2	–	–	–	–	88	114
8422	1	2	–	1	2	–	1	2	–	–	–	–	–	–	–	–	–	–
8423	–	7	2	–	5	2	–	3	1	–	2	1	–	–	–	–	2	–
8424	3	4	4	3	3	2	2	1	2	–	1	–	1	1	–	–	1	2
8430	2	–	1	2	–	1	2	–	1	–	–	–	–	–	–	–	–	–
8511	287	379	307	6	10	16	6	5	9	–	4	7	–	1	–	281	369	291
8512	17	13	14	17	11	14	10	8	11	6	3	3	1	–	–	–	2	–
8513	46	51	64	38	46	46	31	33	32	7	11	12	–	2	2	8	5	18
8520	22	17	14	22	15	14	20	11	11	2	4	3	–	–	–	–	2	–
8531	52	58	47	37	41	42	26	31	28	11	9	14	–	1	–	15	17	5
8532	33	28	19	26	18	18	14	11	11	9	7	5	3	–	2	7	10	1
8533	25	33	37	25	32	36	17	13	20	2	9	10	6	10	6	–	1	1
8541	4	6	14	4	6	14	3	6	8	1	–	5	–	–	1	–	–	–
8542	8	9	2	5	2	1	3	2	1	–	–	–	2	–	–	3	7	1
8550	–	3	3	–	3	3	–	1	2	–	1	1	–	1	–	–	–	–
8592	–	–	1	–	–	1	–	–	1	–	–	–	–	–	–	–	–	–
8593	2	8	7	2	7	7	2	4	3	–	3	4	–	–	–	–	1	–
8599	52	60	51	52	59	50	28	29	27	23	29	22	1	1	1	–	1	1
8610	1.828	1.966	2.150	1.828	1.830	1.994	1.570	1.572	1.680	254	251	310	4	7	4	–	136	156
8621	104	79	36	104	76	32	89	58	27	15	17	5	–	1	–	–	3	4
8622	–	1	–	–	1	–	–	1	–	–	–	–	–	–	–	–	–	–
8630	39	62	61	39	58	56	26	27	28	13	31	28	–	–	–	–	4	5
8640	80	83	97	78	76	93	51	51	62	27	25	31	–	–	–	2	7	4
8650	10	10	1	10	10	1	6	6	1	4	3	–	–	1	–	–	–	–
8660	10	4	5	10	4	5	7	3	4	3	1	1	–	–	–	–	–	–
8690	71	43	57	71	38	55	60	24	36	11	14	19	–	–	–	–	5	2
8711	7	8	16	7	8	16	6	5	9	1	1	7	–	2	–	–	–	–
8712	–	1	4	–	1	4	–	–	4	–	1	–	–	–	–	–	–	–
8720	3	4	–	3	3	–	2	1	–	1	–	–	–	2	–	–	1	–
8730	6	5	3	6	4	3	4	3	–	2	1	3	–	–	–	–	1	–
8800	49	40	66	49	32	58	36	24	46	10	8	12	3	–	–	–	8	8
9001	3	1	11	3	1	11	3	–	5	–	1	6	–	–	–	–	–	–
9102	1	1	1	1	1	1	–	1	1	1	–	–	–	–	–	–	–	–
9311	1	–	–	1	–	–	1	–	–	–	–	–	–	–	–	–	–	–
9312	23	25	47	23	18	46	19	17	9	3	–	37	1	1	–	–	7	1
9313	10	13	11	10	10	11	5	6	5	5	3	6	–	1	–	–	3	–
9319	2	6	5	2	6	4	2	4	3	–	2	1	–	–	–	–	–	1
9321	19	31	18	19	24	12	17	18	11	2	4	1	–	2	–	–	7	6
9329	7	8	19	7	8	18	6	5	8	1	3	10	–	–	–	–	–	1
9411	162	129	131	162	121	118	113	88	88	48	33	30	1	–	–	–	8	13
9412	43	48	49	43	36	32	29	27	26	14	9	5	–	–	1	–	12	17
9420	14	15	13	14	13	11	7	7	7	7	2	4	–	4	–	–	2	2
9430	78	101	82	78	89	74	48	66	48	28	23	25	2	–	1	–	12	8
9491	42	49	19	42	48	15	28	37	12	14	10	3	–	1	–	–	1	4
9492	14	9	–	–	–	–	–	–	–	–	–	–	–	–	–	14	9	–
9499	100	95	27	100	92	24	83	75	16	17	17	8	–	–	–	–	3	3
9511	3	2	7	3	2	6	1	1	5	2	1	1	–	–	–	–	–	1
9512	8	4	2	8	4	2	7	3	2	1	1	–	–	–	–	–	–	–
9521	11	12	10	11	12	10	3	5	4	7	6	6	1	1	–	–	–	–
9529	9	6	3	9	5	3	6	2	1	3	3	2	–	–	–	–	1	–
9601	13	21	20	13	18	16	11	11	7	2	7	9	–	–	–	–	3	4
9602	7	7	8	7	6	8	4	2	5	3	3	3	–	1	–	–	1	–
9603	9	8	10	9	8	9	3	6	2	6	2	7	–	–	–	–	–	1
9609	8	9	11	8	8	11	5	2	5	3	6	6	–	–	–	–	1	–
9700	4	4	5	4	4	5	2	3	4	2	1	1	–	–	–	–	–	–
Ignorado	13.745	8.006	7.832	90	96	90	87	86	79	3	8	7	–	2	4	13.655	7.910	7.742

Fonte: DATAPREV, CAT, SUB.
Nota: Os dados são preliminares, estando sujeitos a correções.

Capítulo 23 - Santa Catarina

23.2 - Quantidade de acidentes do trabalho, por situação do registro e motivo, segundo os grupos de idade e sexo, no estado de Santa Catarina - 2014/2016

GRUPOS DE IDADE E SEXO	QUANTIDADE DE ACIDENTES DO TRABALHO																	
	Total			Com CAT Registrada												Sem CAT Registrada		
				Total			Motivo											
							Típico			Trajeto			Doença do Trabalho					
	2014	2015	2016	2014	2015	2016	2014	2015	2016	2014	2015	2016	2014	2015	2016	2014	2015	2016
TOTAL	**46.004**	**38.748**	**36.650**	**29.862**	**26.630**	**25.227**	**23.155**	**20.421**	**18.953**	**5.869**	**5.627**	**5.794**	**838**	**582**	**480**	**16.142**	**12.118**	**11.423**
Masculino	**30.693**	**26.285**	**24.787**	**21.116**	**18.730**	**17.721**	**17.047**	**15.002**	**13.916**	**3.588**	**3.431**	**3.549**	**481**	**297**	**256**	**9.577**	**7.555**	**7.066**
Feminino	**15.311**	**12.462**	**11.863**	**8.746**	**7.899**	**7.506**	**6.108**	**5.418**	**5.037**	**2.281**	**2.196**	**2.245**	**357**	**285**	**224**	**6.565**	**4.563**	**4.357**
Ignorado	**–**	**1**	**–**	**–**	**1**	**–**	**–**	**1**	**–**	**–**	**–**	**–**	**–**	**–**	**–**	**–**	**–**	**–**
Até 19 anos	2.024	1.580	1.331	1.582	1.246	1.053	1.211	924	774	358	316	276	13	6	3	442	334	278
Masculino	1.560	1.213	1.048	1.224	963	826	968	749	635	248	211	189	8	3	2	336	250	222
Feminino	464	367	283	358	283	227	243	175	139	110	105	87	5	3	1	106	84	56
Ignorado	–	–	–	–	–	–	–	–	–	–	–	–	–	–	–	–	–	–
20 a 24 anos	6.788	5.605	5.380	5.423	4.545	4.296	4.149	3.450	3.077	1.193	1.051	1.202	81	44	17	1.365	1.060	1.084
Masculino	4.979	4.086	3.910	4.016	3.328	3.146	3.204	2.666	2.379	751	638	759	61	24	8	963	758	764
Feminino	1.809	1.519	1.470	1.407	1.217	1.150	945	784	698	442	413	443	20	20	9	402	302	320
Ignorado	–	–	–	–	–	–	–	–	–	–	–	–	–	–	–	–	–	–
25 a 29 anos	7.040	5.896	5.620	5.380	4.656	4.390	4.136	3.537	3.273	1.117	1.076	1.066	127	43	51	1.660	1.240	1.230
Masculino	4.837	4.051	3.846	3.810	3.239	3.051	3.082	2.602	2.427	649	617	597	79	20	27	1.027	812	795
Feminino	2.203	1.845	1.774	1.570	1.417	1.339	1.054	935	846	468	459	469	48	23	24	633	428	435
Ignorado	–	–	–	–	–	–	–	–	–	–	–	–	–	–	–	–	–	–
30 a 34 anos	6.873	5.993	5.534	4.945	4.471	4.154	3.810	3.418	3.116	993	965	955	142	88	83	1.928	1.522	1.380
Masculino	4.562	4.012	3.698	3.427	3.067	2.845	2.725	2.440	2.233	627	583	578	75	44	34	1.135	945	853
Feminino	2.311	1.981	1.836	1.518	1.404	1.309	1.085	978	883	366	382	377	67	44	49	793	577	527
Ignorado	–	–	–	–	–	–	–	–	–	–	–	–	–	–	–	–	–	–
35 a 39 anos	5.870	5.141	5.016	3.865	3.597	3.471	3.038	2.746	2.647	702	742	746	125	109	78	2.005	1.544	1.545
Masculino	3.773	3.401	3.312	2.651	2.481	2.415	2.167	1.969	1.906	412	465	475	72	47	34	1.122	920	897
Feminino	2.097	1.740	1.704	1.214	1.116	1.056	871	777	741	290	277	271	53	62	44	883	624	648
Ignorado	–	–	–	–	–	–	–	–	–	–	–	–	–	–	–	–	–	–
40 a 44 anos	5.378	4.441	4.216	3.079	2.843	2.701	2.380	2.213	2.032	576	536	594	123	94	75	2.299	1.598	1.515
Masculino	3.355	2.856	2.762	2.113	1.948	1.859	1.704	1.557	1.436	343	350	375	66	41	48	1.242	908	903
Feminino	2.023	1.585	1.454	966	895	842	676	656	596	233	186	219	57	53	27	1.057	690	612
Ignorado	–	–	–	–	–	–	–	–	–	–	–	–	–	–	–	–	–	–
45 a 49 anos	5.073	4.071	3.828	2.469	2.275	2.188	1.958	1.778	1.704	410	402	413	101	95	71	2.604	1.796	1.640
Masculino	3.186	2.659	2.458	1.705	1.602	1.516	1.404	1.307	1.222	250	244	254	51	51	40	1.481	1.057	942
Feminino	1.887	1.411	1.370	764	672	672	554	470	482	160	158	159	50	44	31	1.123	739	698
Ignorado	–	1	–	–	1	–	–	1	–	–	–	–	–	–	–	–	–	–
50 a 54 anos	3.925	3.380	3.182	1.753	1.660	1.640	1.393	1.290	1.267	273	305	300	87	65	73	2.172	1.720	1.542
Masculino	2.357	2.143	2.008	1.185	1.154	1.115	985	927	889	157	185	179	43	42	47	1.172	989	893
Feminino	1.568	1.237	1.174	568	506	525	408	363	378	116	120	121	44	23	26	1.000	731	649
Ignorado	–	–	–	–	–	–	–	–	–	–	–	–	–	–	–	–	–	–
55 a 59 anos	2.165	1.871	1.768	910	899	858	725	704	685	156	168	153	29	27	20	1.255	972	910
Masculino	1.438	1.285	1.179	629	608	585	527	495	489	83	97	83	19	16	13	809	677	594
Feminino	727	586	589	281	291	273	198	209	196	73	71	70	10	11	7	446	295	316
Ignorado	–	–	–	–	–	–	–	–	–	–	–	–	–	–	–	–	–	–
60 a 64 anos	693	617	613	342	331	365	262	277	290	71	48	68	9	6	7	351	286	248
Masculino	511	469	449	255	259	276	199	224	227	50	29	47	6	6	2	256	210	173
Feminino	182	148	164	87	72	89	63	53	63	21	19	21	3	–	5	95	76	75
Ignorado	–	–	–	–	–	–	–	–	–	–	–	–	–	–	–	–	–	–
65 a 69 anos	150	122	126	93	82	80	75	64	60	17	13	18	1	5	2	57	40	46
Masculino	116	90	90	82	62	61	66	51	48	15	8	12	1	3	1	34	28	29
Feminino	34	32	36	11	20	19	9	13	12	2	5	6	–	2	1	23	12	17
Ignorado	–	–	–	–	–	–	–	–	–	–	–	–	–	–	–	–	–	–
70 anos e mais	19	27	34	18	23	31	16	18	28	2	5	3	–	–	–	1	4	3
Masculino	16	17	26	16	17	26	14	13	25	2	4	1	–	–	–	–	–	–
Feminino	3	10	8	2	6	5	2	5	3	–	1	2	–	–	–	1	4	3
Ignorado	–	–	–	–	–	–	–	–	–	–	–	–	–	–	–	–	–	–
Ignorada	6	4	2	3	2	–	2	2	–	1	–	–	–	–	–	3	2	2
Masculino	3	3	1	3	2	–	2	2	–	1	–	–	–	–	–	–	1	1
Feminino	3	1	1	–	–	–	–	–	–	–	–	–	–	–	–	3	1	1
Ignorado	–	–	–	–	–	–	–	–	–	–	–	–	–	–	–	–	–	–

Fonte: DATAPREV, CAT, SUB.
Nota: Os dados são preliminares, estando sujeitos a correções.

Capítulo 23 - Santa Catarina

23.3 - Quantidade mensal de acidentes do trabalho, por situação do registro e motivo, no estado de Santa Catarina - 2014/2016

MESES	QUANTIDADE DE ACIDENTES DO TRABALHO																	
	Total			Com CAT Registrada												Sem CAT Registrada		
				Total			Motivo											
							Típico			Trajeto			Doença do Trabalho					
	2014	2015	2016	2014	2015	2016	2014	2015	2016	2014	2015	2016	2014	2015	2016	2014	2015	2016
TOTAL	**46.004**	**38.748**	**36.650**	**29.862**	**26.630**	**25.227**	**23.155**	**20.421**	**18.953**	**5.869**	**5.627**	**5.794**	**838**	**582**	**480**	**16.142**	**12.118**	**11.423**
Janeiro	3.763	3.355	2.798	2.413	2.249	1.941	1.900	1.765	1.518	444	444	381	69	40	42	1.350	1.106	857
Fevereiro	3.910	3.369	3.144	2.468	2.338	2.200	1.931	1.834	1.683	486	455	477	51	49	40	1.442	1.031	944
Março	4.206	3.616	3.497	2.777	2.545	2.356	2.063	1.979	1.758	508	512	550	206	54	48	1.429	1.071	1.141
Abril	3.818	3.217	3.138	2.410	2.189	2.125	1.888	1.689	1.601	465	458	483	57	42	41	1.408	1.028	1.013
Maio	3.972	3.331	3.120	2.540	2.279	2.134	1.967	1.730	1.598	521	495	501	52	54	35	1.432	1.052	986
Junho	3.655	3.370	3.274	2.415	2.229	2.181	1.824	1.686	1.572	525	494	554	66	49	55	1.240	1.141	1.093
Julho	4.165	3.509	3.127	2.666	2.318	2.074	2.101	1.745	1.524	508	519	510	57	54	40	1.499	1.191	1.053
Agosto	4.069	3.472	3.390	2.570	2.284	2.350	2.041	1.762	1.820	465	478	484	64	44	46	1.499	1.188	1.040
Setembro	4.027	3.247	3.027	2.628	2.180	2.106	2.018	1.648	1.595	534	468	478	76	64	33	1.399	1.067	921
Outubro	4.277	2.985	2.841	2.803	2.125	1.989	2.208	1.634	1.508	538	445	453	57	46	28	1.474	860	852
Novembro	3.419	2.927	2.843	2.284	2.176	2.014	1.753	1.644	1.462	486	487	515	45	45	37	1.135	751	829
Dezembro	2.723	2.350	2.451	1.888	1.718	1.757	1.461	1.305	1.314	389	372	408	38	41	35	835	632	694

Fonte: DATAPREV, CAT, SUB.
Nota: Os dados são preliminares, estando sujeitos a correções.

DISTRIBUIÇÃO DE ACIDENTES DO TRABALHO, POR MOTIVO, NO ESTADO DE SANTA CATARINA - 2016

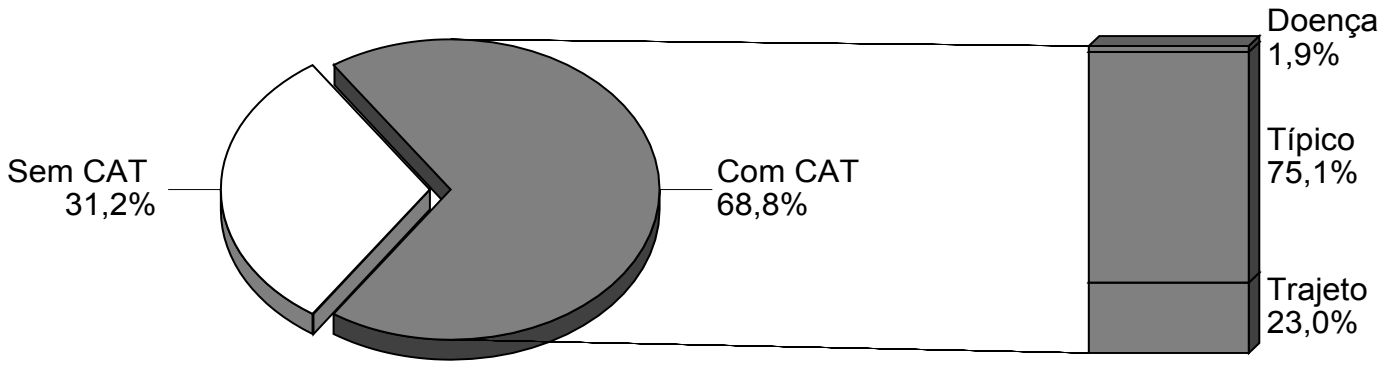

Fonte: DATAPREV, CAT, SUB.

Capítulo 24 - Rio Grande do Sul

24.1 - Quantidade de acidentes do trabalho, por situação do registro e motivo, segundo a Classificação Nacional de Atividades Econômicas (CNAE), no estado do Rio Grande do Sul - 2014/2016

(continua)

CNAE	QUANTIDADE DE ACIDENTES DO TRABALHO																	
	Total			Com CAT Registrada												Sem CAT Registrada		
				Total			Motivo											
							Típico			Trajeto			Doença do Trabalho					
	2014	2015	2016	2014	2015	2016	2014	2015	2016	2014	2015	2016	2014	2015	2016	2014	2015	2016
TOTAL	**60.020**	**52.272**	**50.373**	**44.994**	**40.565**	**39.154**	**36.351**	**32.732**	**31.213**	**7.248**	**6.628**	**6.855**	**1.395**	**1.205**	**1.086**	**15.026**	**11.707**	**11.219**
0111	215	153	136	158	124	123	143	113	106	11	10	14	4	1	3	57	29	13
0112	136	113	81	1	3	–	1	3	–	–	–	–	–	–	–	135	110	81
0113	17	–	–	4	–	–	4	–	–	–	–	–	–	–	–	13	–	–
0114	1	5	–	–	3	–	–	3	–	–	–	–	–	–	–	1	2	–
0115	45	37	37	45	37	35	42	29	34	3	8	1	–	–	–	–	–	2
0116	8	–	–	8	–	–	6	–	–	2	–	–	–	–	–	–	–	–
0119	10	7	10	10	7	10	8	6	9	2	1	1	–	–	–	–	–	–
0121	367	163	185	10	3	18	9	3	15	1	–	3	–	–	–	357	160	167
0122	4	4	2	4	4	2	2	4	1	2	–	1	–	–	–	–	–	–
0131	5	1	4	5	1	4	4	1	4	1	–	–	–	–	–	–	–	–
0132	1	3	1	1	3	1	–	3	1	1	–	–	–	–	–	–	–	–
0133	54	82	79	54	79	74	43	75	71	10	4	3	1	–	–	–	3	5
0134	5	–	–	–	–	–	–	–	–	–	–	–	–	–	–	5	–	–
0139	77	45	60	7	6	12	5	5	12	2	1	–	–	–	–	70	39	48
0141	57	66	64	57	65	64	49	60	61	8	4	3	–	1	–	–	1	–
0142	2	3	5	1	2	4	–	2	4	1	–	–	–	–	–	1	1	1
0151	92	58	43	92	58	42	84	56	42	8	2	–	–	–	–	–	–	1
0152	5	7	5	5	7	5	5	6	5	–	1	–	–	–	–	–	–	–
0153	–	–	1	–	–	1	–	–	1	–	–	–	–	–	–	–	–	–
0154	36	50	37	36	48	37	31	41	34	5	7	3	–	–	–	–	2	–
0155	70	67	68	70	58	59	60	52	53	8	3	5	2	3	1	–	9	9
0159	1	1	1	1	1	1	1	1	1	–	–	–	–	–	–	–	–	–
0161	59	56	82	59	53	81	50	42	72	9	9	9	–	2	–	–	3	1
0162	36	23	20	36	23	17	32	18	13	4	5	4	–	–	–	–	–	3
0163	8	10	10	8	10	10	6	9	9	2	–	1	–	1	–	–	–	–
0210	97	110	92	97	102	82	94	99	79	3	3	3	–	–	–	–	8	10
0220	–	1	3	–	1	3	–	1	3	–	–	–	–	–	–	–	–	–
0230	33	48	42	33	46	41	31	43	38	2	3	3	–	–	–	–	2	1
0311	2	–	1	2	–	1	2	–	1	–	–	–	–	–	–	–	–	–
0322	–	1	–	–	1	–	–	1	–	–	–	–	–	–	–	–	–	–
0500	41	45	43	41	44	39	36	38	33	4	1	4	1	5	2	–	1	4
0600	–	1	–	–	–	–	–	–	–	–	–	–	–	–	–	–	1	–
0810	108	112	92	108	108	86	89	94	77	18	13	9	1	1	–	–	4	6
0892	3	2	6	3	2	5	3	1	4	–	1	1	–	–	–	–	–	1
0899	4	–	1	4	–	1	2	–	1	2	–	–	–	–	–	–	–	–
0910	5	–	–	5	–	–	4	–	–	1	–	–	–	–	–	–	–	–
0990	–	1	1	–	1	1	–	1	1	–	–	–	–	–	–	–	–	–
1011	542	586	702	542	551	671	471	484	592	25	25	32	46	42	47	–	35	31
1012	1.988	2.039	1.893	1.819	1.903	1.759	1.531	1.675	1.536	183	129	148	105	99	75	169	136	134
1013	349	277	220	349	263	209	270	240	180	24	10	12	55	13	17	–	14	11
1020	7	12	11	7	11	10	6	10	9	1	1	1	–	–	–	–	1	1
1031	17	22	14	17	17	13	16	15	10	1	1	3	–	1	–	–	5	1
1032	31	31	20	31	31	18	30	30	16	1	1	2	–	–	–	–	–	2
1033	25	18	27	25	18	24	24	17	21	1	1	2	–	–	1	–	–	3
1041	94	114	134	94	108	130	76	94	110	17	14	20	1	–	–	–	6	4
1042	–	2	–	–	2	–	–	2	–	–	–	–	–	–	–	–	–	–
1043	1	–	–	1	–	–	1	–	–	–	–	–	–	–	–	–	–	–
1051	46	49	51	46	47	45	34	39	38	12	7	7	–	1	–	–	2	6
1052	161	193	271	161	183	259	145	155	225	15	27	34	1	1	–	–	10	12
1053	11	14	14	11	14	14	10	10	11	1	4	3	–	–	–	–	–	–
1061	217	198	177	217	182	163	191	152	142	24	26	19	2	4	2	–	16	14
1062	52	73	60	52	61	50	48	53	41	4	8	9	–	–	–	–	12	10
1064	2	1	1	2	1	1	2	1	1	–	–	–	–	–	–	–	–	–
1066	115	125	109	115	123	98	94	115	83	14	7	13	7	1	2	–	2	11
1069	53	52	72	53	50	69	49	42	62	4	8	7	–	–	–	–	2	3
1081	2	2	1	2	2	1	1	2	1	1	–	–	–	–	–	–	–	–
1091	222	171	181	222	153	169	172	127	141	47	21	24	3	5	4	–	18	12
1092	32	50	52	32	49	51	30	41	37	2	8	13	–	–	1	–	1	1
1093	77	70	81	77	61	73	67	48	64	10	12	9	–	1	–	–	9	8
1094	33	31	33	33	31	29	28	25	26	4	6	3	1	–	–	–	–	4
1095	3	1	2	3	1	2	3	–	2	–	1	–	–	–	–	–	–	–
1096	16	12	11	16	11	11	16	10	8	–	1	3	–	–	–	–	1	–
1099	92	80	81	92	78	80	79	64	62	12	14	17	1	–	1	–	2	1
1111	9	8	3	3	6	2	3	4	2	–	2	–	–	–	–	6	2	1
1112	96	67	42	93	67	38	85	54	34	7	10	4	1	3	–	3	–	4
1113	61	39	35	57	37	33	45	32	27	11	3	6	1	2	–	4	2	2
1121	12	6	21	12	4	19	9	4	16	3	–	3	–	–	–	–	2	2
1122	246	145	205	246	142	198	185	110	147	60	32	51	1	–	–	–	3	7
1210	123	134	117	123	134	116	87	105	82	29	19	27	7	10	7	–	–	1
1220	58	40	23	58	37	22	45	28	15	13	9	7	–	–	–	–	3	1
1311	–	2	2	–	2	2	–	2	2	–	–	–	–	–	–	–	–	–
1312	4	6	1	4	6	1	2	5	–	2	1	1	–	–	–	–	–	–
1313	25	22	25	25	19	23	23	19	20	2	–	2	–	–	1	–	3	2
1322	–	–	1	–	–	1	–	–	1	–	–	–	–	–	–	–	–	–
1323	6	4	4	6	4	3	5	3	2	1	1	1	–	–	–	–	–	1

Capítulo 24 - Rio Grande do Sul

24.1 - Quantidade de acidentes do trabalho, por situação do registro e motivo, segundo a Classificação Nacional de Atividades Econômicas (CNAE), no estado do Rio Grande do Sul - 2014/2016

(continuação)

CNAE	QUANTIDADE DE ACIDENTES DO TRABALHO																	
	Total			Com CAT Registrada												Sem CAT Registrada		
				Total			Motivo											
							Típico			Trajeto			Doença do Trabalho					
	2014	2015	2016	2014	2015	2016	2014	2015	2016	2014	2015	2016	2014	2015	2016	2014	2015	2016
1330	24	16	16	24	16	16	24	13	14	–	3	2	–	–	–	–	–	–
1340	22	12	18	22	10	18	20	10	14	2	–	4	–	–	–	–	2	–
1351	2	6	6	2	5	5	2	2	3	–	3	2	–	–	–	–	1	1
1352	–	–	1	–	–	1	–	–	–	–	–	1	–	–	–	–	–	–
1353	3	2	5	3	2	5	3	2	4	–	–	1	–	–	–	–	–	–
1354	34	20	34	34	18	32	27	12	28	5	5	4	2	1	–	–	2	2
1359	24	28	21	24	27	21	19	18	18	4	7	3	1	2	–	–	1	–
1411	8	9	9	8	7	5	5	4	5	3	3	–	–	–	–	–	2	4
1412	81	88	71	81	79	65	56	50	43	20	28	19	5	1	3	–	9	6
1413	6	6	2	6	6	2	3	1	1	3	4	1	–	1	–	–	–	–
1414	27	11	7	27	10	5	23	7	4	4	3	1	–	–	–	–	1	2
1421	1	1	–	–	1	–	–	1	–	–	–	–	–	–	–	1	–	–
1422	9	10	7	9	9	5	7	7	5	1	2	–	1	–	–	–	1	2
1510	187	138	119	187	129	106	167	113	95	20	14	11	–	2	–	–	9	13
1521	15	14	9	10	10	9	6	5	6	4	5	3	–	–	–	5	4	–
1529	14	10	17	14	10	16	12	6	13	2	4	3	–	–	–	–	–	1
1531	422	430	360	420	394	335	290	280	229	124	109	105	6	5	1	2	36	25
1532	18	28	21	17	21	15	12	19	11	5	2	4	–	–	–	1	7	6
1533	214	245	249	214	228	232	165	144	156	46	84	76	3	–	–	–	17	17
1539	32	33	33	32	29	29	21	22	19	11	7	10	–	–	–	–	4	4
1540	110	104	94	110	98	84	80	71	70	28	27	13	2	–	1	–	6	10
1610	171	142	154	163	132	150	155	124	146	8	8	4	–	–	–	8	10	4
1621	87	85	59	87	84	59	81	78	56	5	6	1	1	–	2	–	1	–
1622	84	82	74	84	78	71	74	70	67	8	7	4	2	1	–	–	4	3
1623	41	43	25	41	39	24	39	38	23	2	1	1	–	–	–	–	4	1
1629	27	18	65	27	18	64	24	16	60	3	2	4	–	–	–	–	–	1
1710	84	105	69	84	105	69	83	102	67	1	3	1	–	–	1	–	–	–
1721	77	54	44	77	53	44	76	51	38	1	2	6	–	–	–	–	1	–
1722	1	3	1	1	–	–	1	–	–	–	–	–	–	–	–	–	3	1
1731	23	15	15	19	14	15	16	9	10	3	5	5	–	–	–	4	1	–
1732	16	16	11	16	14	11	14	11	8	2	3	3	–	–	–	–	2	–
1733	81	71	43	81	69	40	69	61	33	11	8	7	1	–	–	–	2	3
1741	58	47	17	51	38	15	47	34	12	3	3	3	1	1	–	7	9	2
1742	18	43	28	18	42	28	16	41	24	2	1	3	–	–	1	–	1	–
1749	27	19	14	22	14	14	19	13	14	3	1	–	–	–	–	5	5	–
1811	17	6	8	3	5	7	1	1	6	2	4	1	–	–	–	14	1	1
1812	24	4	–	–	–	–	–	–	–	–	–	–	–	–	–	24	4	–
1813	68	43	32	68	43	28	51	32	28	17	10	–	–	1	–	–	–	4
1821	3	2	2	2	2	2	2	1	1	–	1	1	–	–	–	1	–	–
1822	6	10	6	6	7	5	4	5	4	1	1	1	1	1	–	–	3	1
1830	–	2	–	–	2	–	–	2	–	–	–	–	–	–	–	–	–	–
1910	12	4	–	–	–	–	–	–	–	–	–	–	–	–	–	12	4	–
1921	49	33	34	46	32	34	38	27	27	7	4	7	1	1	–	3	1	–
1922	11	12	7	11	11	6	9	10	5	1	1	1	1	–	–	–	1	1
1931	37	17	5	1	–	–	1	–	–	–	–	–	–	–	–	36	17	5
1932	30	43	14	28	40	12	27	38	12	1	2	–	–	–	–	2	3	2
2011	–	–	1	–	–	1	–	–	–	–	–	1	–	–	–	–	–	–
2012	–	–	2	–	–	2	–	–	1	–	–	1	–	–	–	–	–	–
2013	139	127	106	139	122	104	125	107	94	14	14	9	–	1	1	–	5	2
2014	4	5	3	4	5	3	3	4	3	1	1	–	–	–	–	–	–	–
2019	4	8	8	4	8	8	4	4	6	–	3	2	–	1	–	–	–	–
2021	44	15	8	42	15	8	40	14	8	1	1	–	1	–	–	2	–	–
2022	5	1	2	–	–	–	–	–	–	–	–	–	–	–	–	5	1	2
2029	58	52	37	57	50	37	52	48	34	5	2	2	–	–	1	1	2	–
2031	28	19	14	26	18	14	25	17	14	1	1	–	–	–	–	2	1	–
2033	4	2	7	4	2	7	3	1	7	1	1	–	–	–	–	–	–	–
2040	15	4	2	12	3	2	12	3	2	–	–	–	–	–	–	3	1	–
2051	4	8	7	4	8	7	4	8	7	–	–	–	–	–	–	–	–	–
2052	4	2	2	4	2	2	2	1	2	2	1	–	–	–	–	–	–	–
2061	19	24	23	19	23	21	18	20	16	1	3	5	–	–	–	–	1	2
2062	6	6	8	6	6	8	4	4	6	2	2	2	–	–	–	–	–	–
2063	16	14	23	16	13	23	12	11	19	4	2	3	–	–	1	–	1	–
2071	43	35	15	43	33	15	32	26	8	7	6	6	4	1	1	–	2	–
2073	9	2	3	9	2	3	9	1	3	–	1	–	–	–	–	–	–	–
2091	11	12	17	5	5	12	5	4	10	–	–	2	–	1	–	6	7	5
2092	2	1	1	2	–	1	2	–	1	–	–	–	–	–	–	–	1	–
2093	5	–	4	5	–	4	4	–	4	1	–	–	–	–	–	–	–	–
2099	17	19	22	17	18	20	16	14	20	1	4	–	–	–	–	–	1	2
2110	2	–	1	2	–	1	2	–	1	–	–	–	–	–	–	–	–	–
2121	29	42	23	28	38	23	23	36	16	5	2	7	–	–	–	1	4	–
2122	1	3	7	1	3	6	–	2	6	1	1	–	–	–	–	–	–	1
2211	118	102	114	111	88	97	90	72	71	17	12	13	4	4	13	7	14	17
2212	18	21	12	17	18	11	13	15	9	3	3	2	1	–	–	1	3	1
2219	186	106	105	139	81	96	114	62	69	25	18	24	–	1	3	47	25	9
2221	42	54	51	39	48	49	30	38	46	7	8	3	2	2	–	3	6	2
2222	155	151	134	153	144	120	139	134	111	12	10	7	2	–	2	2	7	14
2223	3	–	1	3	–	1	2	–	1	1	–	–	–	–	–	–	–	–

Capítulo 24 - Rio Grande do Sul

24.1 - Quantidade de acidentes do trabalho, por situação do registro e motivo, segundo a Classificação Nacional de Atividades Econômicas (CNAE), no estado do Rio Grande do Sul - 2014/2016

(continuação)

CNAE	QUANTIDADE DE ACIDENTES DO TRABALHO																	
	Total			Com CAT Registrada												Sem CAT Registrada		
				Total			Motivo											
							Típico			Trajeto			Doença do Trabalho					
	2014	2015	2016	2014	2015	2016	2014	2015	2016	2014	2015	2016	2014	2015	2016	2014	2015	2016
2229	482	359	374	479	333	348	425	296	308	50	32	37	4	5	3	3	26	26
2311	29	24	35	26	23	34	23	21	30	3	2	4	–	–	–	3	1	1
2312	4	2	4	4	2	3	4	1	2	–	1	1	–	–	–	–	–	1
2319	51	50	38	51	43	34	48	39	31	3	3	3	–	1	–	–	7	4
2320	15	8	16	13	8	16	13	8	15	–	–	1	–	–	–	2	–	–
2330	180	146	132	180	134	126	165	116	109	13	17	14	2	1	3	–	12	6
2341	1	2	–	1	2	–	1	1	–	–	1	–	–	–	–	–	–	–
2342	73	78	57	73	73	47	64	67	41	8	6	6	1	–	–	–	5	10
2349	9	14	9	9	12	9	7	10	5	2	2	4	–	–	–	–	2	–
2391	31	38	35	31	37	33	25	31	26	6	6	6	–	–	1	–	1	2
2392	12	5	8	12	4	7	12	4	7	–	–	–	–	–	–	–	1	1
2399	10	15	11	10	14	10	8	13	7	1	1	3	1	–	–	–	1	1
2421	–	–	1	–	–	1	–	–	1	–	–	–	–	–	–	–	–	–
2422	1	–	–	–	–	–	–	–	–	–	–	–	–	–	–	1	–	–
2423	79	53	44	79	51	42	50	33	28	14	13	12	15	5	2	–	2	2
2424	6	6	5	6	6	5	6	6	5	–	–	–	–	–	–	–	–	–
2431	19	13	2	19	13	2	14	4	1	1	3	–	4	6	1	–	–	–
2439	29	20	11	29	20	9	26	18	9	1	2	–	2	–	–	–	–	2
2441	10	12	10	10	12	8	8	12	8	2	–	–	–	–	–	–	–	2
2443	–	6	–	–	6	–	–	6	–	–	–	–	–	–	–	–	–	–
2449	10	9	11	10	9	11	9	8	9	1	1	2	–	–	–	–	–	–
2451	217	152	175	214	138	164	200	122	147	6	13	11	8	3	6	3	14	11
2452	20	19	8	17	15	8	14	12	5	2	2	2	1	1	1	3	4	–
2511	377	225	147	367	210	132	346	201	123	18	7	6	3	2	3	10	15	15
2512	106	108	104	105	106	95	83	96	76	15	9	16	7	1	3	1	2	9
2513	3	2	5	3	2	3	3	2	2	–	–	1	–	–	–	–	–	2
2521	31	21	33	28	19	31	24	12	28	1	2	2	3	5	1	3	2	2
2522	11	11	2	1	5	1	1	4	1	–	1	–	–	–	–	10	6	1
2531	123	100	121	123	97	118	96	70	88	13	11	24	14	16	6	–	3	3
2532	51	30	29	51	30	25	47	25	18	4	4	6	–	1	1	–	–	4
2539	193	127	94	193	119	90	167	98	65	15	15	24	11	6	1	–	8	4
2541	131	152	128	131	150	126	123	135	104	7	14	18	1	1	4	–	2	2
2542	42	47	42	42	44	41	35	36	35	3	5	5	4	3	1	–	3	1
2543	155	146	137	155	145	135	138	131	109	16	10	18	1	4	8	–	1	2
2550	176	155	64	176	138	58	122	106	39	37	26	15	17	6	4	–	17	6
2591	127	106	71	127	104	69	122	93	57	4	6	10	1	5	2	–	2	2
2592	35	40	53	35	37	51	25	32	44	7	5	5	3	–	2	–	3	2
2593	79	71	79	79	63	73	62	54	62	15	7	11	2	2	–	–	8	6
2599	372	263	185	372	252	176	323	216	148	36	28	23	13	8	5	–	11	9
2610	103	95	64	103	93	64	83	73	45	16	17	16	4	3	3	–	2	–
2621	1	1	1	1	1	1	–	–	1	1	1	–	–	–	–	–	–	–
2622	19	43	57	19	43	56	13	39	46	2	3	7	4	1	3	–	–	1
2631	2	8	3	2	7	3	2	4	3	–	3	–	–	–	–	–	1	–
2632	6	4	53	6	4	51	5	3	1	–	1	50	1	–	–	–	–	2
2640	27	10	11	27	10	11	10	3	7	2	1	1	15	6	3	–	–	–
2651	25	35	25	25	29	24	12	20	18	8	6	6	5	3	–	–	6	1
2660	2	1	2	2	1	2	2	1	–	–	–	2	–	–	–	–	–	–
2670	4	1	6	4	1	6	3	1	4	–	–	2	1	–	–	–	–	–
2680	–	–	1	–	–	1	–	–	1	–	–	–	–	–	–	–	–	–
2710	41	28	17	41	24	16	35	20	14	4	2	2	2	2	–	–	4	1
2721	4	2	–	3	1	–	3	1	–	–	–	–	–	–	–	1	1	–
2722	6	16	9	5	15	7	4	11	7	–	3	–	1	1	–	1	1	2
2731	63	45	28	58	41	24	44	22	18	9	12	4	5	7	2	5	4	4
2732	40	31	34	40	30	34	21	21	25	10	5	4	9	4	5	–	1	–
2733	5	10	11	5	8	11	5	8	10	–	–	1	–	–	–	–	2	–
2740	11	10	10	11	9	10	10	8	7	1	1	3	–	–	–	–	1	–
2751	44	27	15	33	23	9	21	17	5	11	3	2	1	3	2	11	4	6
2759	4	7	7	4	7	7	1	6	4	3	–	–	–	1	3	–	–	–
2790	31	17	19	31	16	19	22	12	10	5	3	5	4	1	4	–	1	–
2811	10	5	4	5	3	4	5	3	4	–	–	–	–	–	–	5	2	–
2812	48	43	21	45	39	21	34	33	17	10	5	2	1	1	2	3	4	–
2813	14	23	17	14	17	13	12	15	12	2	2	–	–	–	1	–	6	4
2814	–	–	1	–	–	–	–	–	–	–	–	–	–	–	–	–	–	1
2815	20	27	27	20	23	17	14	18	14	5	1	3	1	4	–	–	4	10
2821	21	10	5	21	7	5	20	6	5	–	–	–	1	1	–	–	3	–
2822	173	156	131	172	151	122	141	113	106	20	24	11	11	14	5	1	5	9
2823	83	89	93	83	78	85	68	66	70	12	7	5	3	5	10	–	11	8
2824	52	36	34	52	36	34	42	24	17	4	5	2	6	7	15	–	–	–
2825	3	–	1	3	–	1	3	–	1	–	–	–	–	–	–	–	–	–
2829	102	75	74	102	73	66	85	60	57	15	8	8	2	5	1	–	2	8
2831	82	39	39	81	39	38	59	30	25	6	4	3	16	5	10	1	–	1
2832	1	3	1	1	3	1	–	1	–	1	2	1	–	–	–	–	–	–
2833	1.189	798	712	1.179	767	681	1.054	677	600	84	34	49	41	56	32	10	31	31
2840	123	109	71	123	108	71	105	96	63	16	10	8	2	2	–	–	1	–
2851	27	3	2	27	3	2	26	3	2	–	–	–	1	–	–	–	–	–
2852	–	–	1	–	–	1	–	–	–	–	–	1	–	–	–	–	–	–
2854	26	32	7	26	29	6	18	22	4	7	3	2	1	4	–	–	3	1
2861	25	15	15	25	14	15	22	13	12	3	1	3	–	–	–	–	1	–

Capítulo 24 - Rio Grande do Sul

24.1 - Quantidade de acidentes do trabalho, por situação do registro e motivo, segundo a Classificação Nacional de Atividades Econômicas (CNAE), no estado do Rio Grande do Sul - 2014/2016

(continuação)

CNAE	QUANTIDADE DE ACIDENTES DO TRABALHO																	
	Total			Com CAT Registrada												Sem CAT Registrada		
				Total			Motivo											
							Típico			Trajeto			Doença do Trabalho					
	2014	2015	2016	2014	2015	2016	2014	2015	2016	2014	2015	2016	2014	2015	2016	2014	2015	2016
2862	117	91	72	117	89	65	105	78	53	10	7	6	2	4	6	–	2	7
2863	4	8	1	4	7	1	1	6	–	3	1	1	–	–	–	–	1	–
2864	28	23	14	28	23	14	25	19	12	2	4	1	1	–	1	–	–	–
2865	3	5	8	3	5	8	3	5	7	–	–	–	–	–	1	–	–	–
2866	8	5	3	8	4	2	8	4	2	–	–	–	–	–	–	–	1	1
2869	157	133	88	157	127	84	146	112	73	8	13	9	3	2	2	–	6	4
2910	268	122	80	266	122	80	184	69	40	53	39	19	29	14	21	2	–	–
2920	27	10	6	26	7	5	23	7	4	2	–	1	1	–	–	1	3	1
2930	890	699	641	890	668	622	831	616	582	30	23	12	29	29	28	–	31	19
2941	29	21	23	29	19	21	21	14	16	5	2	4	3	3	1	–	2	2
2942	280	246	259	280	237	257	208	178	202	27	25	28	45	34	27	–	9	2
2943	286	244	174	286	231	167	260	217	154	17	12	6	9	2	7	–	13	7
2944	24	24	20	24	20	19	19	14	15	2	2	2	3	4	2	–	4	1
2945	21	12	20	21	12	17	18	8	12	2	2	3	1	2	2	–	–	3
2949	441	310	294	441	291	271	373	240	230	54	36	26	14	15	15	–	19	23
2950	3	4	2	3	4	2	2	4	1	1	–	1	–	–	–	–	–	–
3011	566	386	244	566	372	236	492	304	155	62	47	61	12	21	20	–	14	8
3012	14	7	6	14	6	6	11	5	5	3	1	1	–	–	–	–	1	–
3031	2	7	15	2	7	13	1	4	9	1	3	4	–	–	–	–	–	2
3032	20	14	2	20	13	1	19	8	–	–	3	–	1	2	1	–	1	1
3091	2	–	2	2	–	2	1	–	1	1	–	1	–	–	–	–	–	–
3092	4	1	–	4	1	–	2	1	–	2	–	–	–	–	–	–	–	–
3099	8	5	4	8	4	3	8	4	1	–	–	1	–	–	1	–	1	1
3101	536	632	508	536	581	463	446	528	405	62	42	43	28	11	15	–	51	45
3102	91	63	54	91	57	47	77	46	40	11	6	3	3	5	4	–	6	7
3103	33	32	32	33	28	29	31	27	24	2	1	5	–	–	–	–	4	3
3104	44	22	22	44	20	21	35	18	12	5	1	6	4	1	3	–	2	1
3211	11	11	10	11	10	8	7	7	6	4	3	2	–	–	–	–	1	2
3220	–	–	2	–	–	2	–	–	2	–	–	–	–	–	–	–	–	–
3230	28	15	5	5	3	1	3	3	1	1	–	–	1	–	–	23	12	4
3240	3	6	5	3	5	4	2	5	4	1	–	–	–	–	–	–	1	1
3250	33	37	30	33	36	26	23	26	22	9	10	4	1	–	–	–	1	4
3291	67	48	41	56	41	40	49	32	35	6	9	4	1	–	1	11	7	1
3292	7	10	4	7	9	4	4	5	3	2	4	1	1	–	–	–	1	–
3299	80	86	56	80	83	52	69	70	43	8	10	9	3	3	–	–	3	4
3311	15	8	10	15	7	7	12	6	5	3	1	–	–	–	2	–	1	3
3312	17	7	2	17	6	2	10	1	1	7	5	1	–	–	–	–	1	–
3313	6	9	13	6	9	13	5	5	5	1	3	7	–	1	1	–	–	–
3314	47	45	65	47	44	64	42	39	53	5	4	10	–	1	1	–	1	1
3316	101	121	124	101	121	124	87	96	89	11	15	18	3	10	17	–	–	–
3317	3	2	–	3	2	–	3	1	–	–	1	–	–	–	–	–	–	–
3319	8	25	10	8	25	9	7	23	8	1	2	1	–	–	–	–	–	1
3321	13	11	23	13	11	22	12	10	17	1	1	4	–	–	1	–	–	1
3329	8	6	9	8	6	8	5	3	6	3	3	2	–	–	–	–	–	1
3511	62	47	51	51	46	49	36	41	38	12	4	7	3	1	4	11	1	2
3512	16	18	14	16	18	14	14	15	12	1	3	2	1	–	–	–	–	–
3514	141	189	181	141	186	176	113	152	137	24	29	38	4	5	1	–	3	5
3520	5	4	2	5	4	2	5	2	2	–	2	–	–	–	–	–	–	–
3530	–	1	–	–	1	–	–	1	–	–	–	–	–	–	–	–	–	–
3600	213	228	235	213	213	223	196	188	196	17	24	27	–	1	–	–	15	12
3701	1	1	–	1	1	–	1	1	–	–	–	–	–	–	–	–	–	–
3702	11	12	12	11	11	11	11	7	8	–	3	3	–	1	–	–	1	1
3811	390	441	358	390	431	345	363	397	318	25	33	22	2	1	5	–	10	13
3812	7	2	7	7	2	7	7	2	7	–	–	–	–	–	–	–	–	–
3821	19	13	3	19	11	3	19	8	3	–	3	–	–	–	–	–	2	–
3822	2	5	5	2	5	5	1	5	5	1	–	–	–	–	–	–	–	–
3831	27	25	26	27	23	24	23	22	23	2	–	–	2	1	1	–	2	2
3832	23	8	9	23	8	9	21	6	8	2	2	1	–	–	–	–	–	–
3839	10	19	17	10	18	14	10	17	14	–	1	–	–	–	–	–	1	3
3900	–	1	1	–	1	1	–	–	1	–	1	–	–	–	–	–	–	–
4110	224	256	287	224	242	276	203	224	247	17	18	26	4	–	3	–	14	11
4120	830	776	673	824	705	595	711	609	503	101	88	85	12	8	7	6	71	78
4211	164	144	108	164	137	97	111	108	90	52	28	6	1	1	1	–	7	11
4212	97	77	94	97	76	93	94	71	90	3	5	3	–	–	–	–	1	1
4213	18	10	19	18	10	17	14	10	17	3	–	–	1	–	–	–	–	2
4221	386	299	233	239	161	164	210	138	142	22	17	22	7	6	–	147	138	69
4222	21	31	14	21	30	13	20	27	12	1	2	1	–	1	–	–	1	1
4223	6	1	1	3	–	1	2	–	–	1	–	1	–	–	–	3	1	–
4291	4	1	2	4	1	1	4	1	–	–	–	–	–	–	1	–	–	1
4292	208	121	68	208	110	63	184	103	60	23	6	3	1	1	–	–	11	5
4299	76	69	50	76	58	45	61	47	35	14	9	10	1	2	–	–	11	5
4311	8	6	3	8	6	3	4	5	2	3	1	1	1	–	–	–	–	–
4312	2	–	1	2	–	1	2	–	–	–	–	1	–	–	–	–	–	–
4313	51	34	25	51	26	23	40	23	19	10	2	3	1	1	1	–	8	2
4319	2	5	3	2	5	3	1	4	2	1	1	1	–	–	–	–	–	–
4321	160	127	108	160	122	105	122	91	79	38	31	25	–	–	1	–	5	3
4322	44	44	55	44	40	53	38	27	31	5	10	22	1	3	–	–	4	2

Capítulo 24 - Rio Grande do Sul

24.1 - Quantidade de acidentes do trabalho, por situação do registro e motivo, segundo a Classificação Nacional de Atividades Econômicas (CNAE), no estado do Rio Grande do Sul - 2014/2016

(continuação)

CNAE	QUANTIDADE DE ACIDENTES DO TRABALHO																	
	Total			Com CAT Registrada												Sem CAT Registrada		
				Total			Motivo											
							Típico			Trajeto			Doença do Trabalho					
	2014	2015	2016	2014	2015	2016	2014	2015	2016	2014	2015	2016	2014	2015	2016	2014	2015	2016
4329	58	63	42	58	56	40	51	51	28	7	3	12	–	2	–	–	7	2
4330	112	98	58	112	90	57	98	66	44	13	21	11	1	3	2	–	8	1
4391	16	21	12	16	18	11	15	16	10	–	2	1	1	–	–	–	3	1
4399	169	126	111	169	118	100	135	95	84	31	21	15	3	2	1	–	8	11
4511	168	140	141	166	131	139	115	92	102	47	35	34	4	4	3	2	9	2
4512	21	7	7	2	1	2	2	–	2	–	1	–	–	–	–	19	6	5
4520	134	124	132	134	116	124	98	89	97	27	20	23	9	7	4	–	8	8
4530	238	197	231	238	190	225	181	145	171	48	41	50	9	4	4	–	7	6
4541	45	23	22	37	20	21	20	9	11	17	11	10	–	–	–	8	3	1
4543	5	2	1	2	1	–	–	–	–	2	1	–	–	–	–	3	1	1
4611	7	11	12	7	11	12	5	10	11	2	1	1	–	–	–	–	–	–
4612	1	2	2	1	1	2	1	1	2	–	–	–	–	–	–	–	1	–
4613	1	1	–	1	1	–	1	–	–	–	1	–	–	–	–	–	–	–
4614	–	2	–	–	2	–	–	1	–	–	1	–	–	–	–	–	–	–
4615	–	–	1	–	–	1	–	–	1	–	–	–	–	–	–	–	–	–
4617	3	4	6	3	3	1	1	–	1	2	3	–	–	–	–	–	1	5
4618	1	1	2	1	1	2	–	–	1	1	1	1	–	–	–	–	–	–
4619	5	2	3	5	2	3	2	2	–	3	–	3	–	–	–	–	–	–
4622	75	85	72	75	81	69	61	66	63	14	15	6	–	–	–	–	4	3
4623	121	94	99	121	86	91	104	73	78	17	12	13	–	1	–	–	8	8
4631	8	11	14	8	10	12	5	7	11	3	3	1	–	–	–	–	1	2
4632	48	45	50	48	44	47	44	37	41	4	7	6	–	–	–	–	1	3
4633	24	24	16	24	22	16	21	20	8	3	2	8	–	–	–	–	2	–
4634	19	32	22	19	28	21	16	23	17	3	5	4	–	–	–	–	4	1
4635	149	146	165	149	140	155	126	111	116	20	29	39	3	–	–	–	6	10
4636	10	14	4	10	14	2	7	11	2	3	2	–	–	1	–	–	–	2
4637	36	33	45	36	33	40	27	23	26	9	10	13	–	–	1	–	–	5
4639	83	94	85	83	86	78	57	67	57	26	19	21	–	–	–	–	8	7
4641	6	3	4	6	3	4	6	2	3	–	1	1	–	–	–	–	–	–
4642	6	9	8	6	8	7	4	6	3	2	2	4	–	–	–	–	1	1
4643	5	12	9	5	11	9	5	7	4	–	4	5	–	–	–	–	1	–
4644	31	67	60	31	60	52	24	42	35	7	17	17	–	1	–	–	7	8
4645	9	9	6	9	9	6	3	3	2	6	6	4	–	–	–	–	–	–
4646	10	6	12	10	6	11	5	4	3	4	2	8	1	–	–	–	–	1
4647	17	8	9	17	8	9	11	5	5	5	3	4	1	–	–	–	–	–
4649	30	30	18	30	29	14	19	17	8	8	12	5	3	–	1	–	1	4
4651	1	2	3	1	2	3	–	–	1	1	2	2	–	–	–	–	–	–
4652	5	–	5	5	–	5	4	–	4	1	–	1	–	–	–	–	–	–
4661	58	33	54	58	33	52	55	28	45	2	5	6	1	–	1	–	–	2
4662	5	–	1	5	–	1	3	–	1	2	–	–	–	–	–	–	–	–
4663	18	23	18	18	23	17	14	19	9	4	4	8	–	–	–	–	–	1
4664	3	–	1	3	–	1	–	–	–	2	–	1	1	–	–	–	–	–
4665	8	7	4	8	6	3	4	3	1	4	3	1	–	–	1	–	1	1
4669	5	5	6	5	5	6	3	3	3	2	1	3	–	1	–	–	–	–
4671	13	15	16	13	14	15	12	12	15	–	2	–	1	–	–	–	1	1
4672	53	27	29	53	26	28	43	22	27	10	4	1	–	–	–	–	1	1
4673	4	6	7	4	6	7	1	3	4	3	3	3	–	–	–	–	–	–
4674	–	1	2	–	1	2	–	1	2	–	–	–	–	–	–	–	–	–
4679	27	24	18	27	24	18	22	20	12	4	4	6	1	–	–	–	–	–
4681	14	22	23	14	21	22	11	16	16	3	5	6	–	–	–	–	1	1
4682	59	45	26	59	43	25	45	40	18	11	3	7	3	–	–	–	2	1
4683	13	11	12	13	10	11	11	3	9	2	7	2	–	–	–	–	1	1
4684	3	8	3	3	8	3	3	5	2	–	3	–	–	–	1	–	–	–
4685	28	31	26	28	28	25	26	25	23	2	1	1	–	2	1	–	3	1
4686	6	5	10	6	5	10	4	4	8	2	–	2	–	1	–	–	–	–
4687	58	60	51	58	56	47	54	46	42	4	10	5	–	–	–	–	4	4
4689	86	87	83	86	82	79	80	72	61	6	9	17	–	1	1	–	5	4
4691	59	46	91	59	45	87	43	33	75	15	12	12	1	–	–	–	1	4
4692	8	5	12	8	3	12	8	3	9	–	–	3	–	–	–	–	2	–
4693	48	46	55	48	42	53	41	34	43	6	8	8	1	–	2	–	4	2
4711	1.521	1.651	1.822	1.521	1.492	1.622	1.261	1.212	1.282	239	270	328	21	10	12	–	159	200
4712	103	102	118	103	94	113	70	72	86	30	18	26	3	4	1	–	8	5
4713	60	54	44	60	48	41	38	37	26	22	11	15	–	–	–	–	6	3
4721	65	49	53	65	48	52	51	34	37	11	12	13	3	2	2	–	1	1
4722	24	23	14	24	21	13	20	19	9	4	2	2	–	–	2	–	2	1
4723	13	16	17	13	16	17	8	9	7	5	7	10	–	–	–	–	–	–
4724	13	12	8	13	9	8	8	7	7	5	2	1	–	–	–	–	3	–
4729	29	26	40	29	26	37	21	19	30	7	7	5	1	–	2	–	–	3
4731	189	220	191	189	207	186	115	116	105	73	87	78	1	4	3	–	13	5
4732	2	–	–	2	–	–	1	–	–	1	–	–	–	–	–	–	–	–
4741	15	16	18	15	15	16	9	10	13	6	5	3	–	–	–	–	1	2
4742	28	31	33	28	28	32	22	14	26	6	14	6	–	–	–	–	3	1
4743	41	30	22	41	28	22	37	24	17	4	4	5	–	–	–	–	2	–
4744	383	321	305	383	304	284	317	259	228	62	40	54	4	5	2	–	17	21
4751	29	29	20	29	28	19	16	13	9	12	14	8	1	1	2	–	1	1
4752	17	24	20	17	23	18	9	11	9	8	12	9	–	–	–	–	1	2
4753	100	73	106	100	70	103	55	43	64	42	25	36	3	2	3	–	3	3

Capítulo 24 - Rio Grande do Sul

24.1 - Quantidade de acidentes do trabalho, por situação do registro e motivo, segundo a Classificação Nacional de Atividades Econômicas (CNAE), no estado do Rio Grande do Sul - 2014/2016

(continuação)

CNAE	QUANTIDADE DE ACIDENTES DO TRABALHO																	
	Total			Com CAT Registrada												Sem CAT Registrada		
				Total			Motivo											
							Típico			Trajeto			Doença do Trabalho					
	2014	2015	2016	2014	2015	2016	2014	2015	2016	2014	2015	2016	2014	2015	2016	2014	2015	2016
4754	63	77	69	63	73	67	38	52	53	23	21	14	2	–	–	–	4	2
4755	17	12	10	17	11	10	8	8	5	8	3	5	1	–	–	–	1	–
4756	3	1	1	3	1	1	2	–	–	1	1	1	–	–	–	–	–	–
4757	17	13	17	17	13	17	11	11	12	6	2	5	–	–	–	–	–	–
4759	61	65	71	61	63	70	41	48	53	18	14	17	2	1	–	–	2	1
4761	23	19	13	23	19	12	14	5	5	9	14	7	–	–	–	–	–	1
4762	2	–	–	2	–	–	1	–	–	–	–	–	1	–	–	–	–	–
4763	27	21	11	27	21	11	13	13	7	14	8	4	–	–	–	–	–	–
4771	208	248	238	208	239	232	121	159	154	79	74	74	8	6	4	–	9	6
4772	15	21	10	15	17	10	8	7	5	6	10	5	1	–	–	–	4	–
4773	2	3	3	2	3	3	1	1	–	1	2	3	–	–	–	–	–	–
4774	9	5	6	9	5	6	3	3	4	6	2	2	–	–	–	–	–	–
4781	175	175	181	175	164	176	97	98	96	75	65	78	3	1	2	–	11	5
4782	52	69	75	52	60	69	32	42	46	16	17	23	4	1	–	–	9	6
4783	7	2	8	7	2	8	1	1	1	6	1	7	–	–	–	–	–	–
4784	34	37	25	34	35	25	26	31	18	7	4	6	1	–	1	–	2	–
4785	5	3	2	5	3	2	2	3	1	3	–	1	–	–	–	–	–	–
4789	223	165	166	223	154	157	164	124	120	57	28	35	2	2	2	–	11	9
4911	59	45	18	59	41	15	55	38	13	4	3	2	–	–	–	–	4	3
4912	54	63	56	54	63	56	41	46	47	12	16	8	1	1	1	–	–	–
4921	820	1.096	1.184	820	1.075	1.164	630	903	950	177	159	199	13	13	15	–	21	20
4922	75	68	66	75	58	57	63	42	40	11	15	17	1	1	–	–	10	9
4923	17	11	5	17	9	4	7	5	3	10	3	1	–	1	–	–	2	1
4924	4	2	7	4	2	7	2	1	4	2	1	3	–	–	–	–	–	–
4929	22	15	22	22	13	22	16	10	15	5	3	7	1	–	–	–	2	–
4930	1.327	1.210	1.172	1.327	1.123	1.082	1.086	880	899	230	226	174	11	17	9	–	87	90
4940	16	5	–	16	5	–	15	5	–	1	–	–	–	–	–	–	–	–
5011	1	2	1	1	1	–	1	1	–	–	–	–	–	–	–	–	1	1
5012	–	–	2	–	–	2	–	–	2	–	–	–	–	–	–	–	–	–
5021	21	15	20	21	14	20	18	12	19	3	1	1	–	1	–	–	1	–
5022	–	–	1	–	–	1	–	–	1	–	–	–	–	–	–	–	–	–
5030	11	6	4	2	2	4	2	2	3	–	–	1	–	–	–	9	4	–
5091	–	1	1	–	1	1	–	1	–	–	–	1	–	–	–	–	–	–
5111	55	39	29	32	19	23	19	7	18	13	11	3	–	1	2	23	20	6
5112	8	5	–	–	–	–	–	–	–	–	–	–	–	–	–	8	5	–
5120	3	4	–	3	4	–	2	3	–	1	1	–	–	–	–	–	–	–
5211	90	69	63	80	58	50	66	49	37	12	8	13	2	1	–	10	11	13
5212	75	78	45	20	29	15	13	24	12	7	5	3	–	–	–	55	49	30
5221	33	44	26	31	37	22	20	31	14	11	6	7	–	–	1	2	7	4
5222	1	3	5	1	3	4	–	3	2	1	–	2	–	–	–	–	–	1
5223	43	37	59	43	35	58	27	24	40	15	11	16	1	–	2	–	2	1
5229	31	30	34	25	25	32	19	17	28	5	8	2	1	–	2	6	5	2
5231	29	14	21	26	13	21	17	11	14	8	2	7	1	–	–	3	1	–
5232	29	31	40	19	25	38	14	22	32	5	3	5	–	–	1	10	6	2
5239	3	1	3	3	1	3	2	1	2	1	–	1	–	–	–	–	–	–
5240	35	22	26	35	22	23	26	14	13	9	8	10	–	–	–	–	–	3
5250	102	34	27	102	32	22	99	24	18	2	7	4	1	1	–	–	2	5
5310	553	679	656	553	677	655	384	486	481	91	101	99	78	90	75	–	2	1
5320	66	60	44	66	49	42	49	32	23	17	16	19	–	1	–	–	11	2
5510	124	115	157	124	107	150	88	84	104	33	21	43	3	2	3	–	8	7
5590	6	12	13	6	11	13	4	10	7	–	1	6	2	–	–	–	1	–
5611	576	411	530	576	393	500	446	297	365	119	92	128	11	4	7	–	18	30
5612	4	1	–	4	1	–	1	1	–	3	–	–	–	–	–	–	–	–
5620	343	256	274	343	219	243	291	185	204	48	28	38	4	6	1	–	37	31
5811	–	–	2	–	–	2	–	–	–	–	–	2	–	–	–	–	–	–
5812	8	8	10	8	8	10	6	4	8	2	4	2	–	–	–	–	–	–
5813	2	3	1	2	3	1	1	1	–	1	2	1	–	–	–	–	–	–
5819	1	–	–	1	–	–	1	–	–	–	–	–	–	–	–	–	–	–
5821	10	11	6	10	8	6	9	8	4	1	–	2	–	–	–	–	3	–
5822	42	36	36	42	34	34	32	19	21	10	15	13	–	–	–	–	2	2
5823	4	2	–	4	2	–	2	2	–	2	–	–	–	–	–	–	–	–
5829	9	11	9	9	11	9	6	10	5	2	1	4	1	–	–	–	–	–
5911	1	–	–	1	–	–	1	–	–	–	–	–	–	–	–	–	–	–
5914	6	7	6	6	7	6	5	3	3	1	4	3	–	–	–	–	–	–
6010	11	8	6	8	7	5	4	3	4	4	3	1	–	1	–	3	1	1
6021	10	21	14	9	18	12	5	8	9	4	10	3	–	–	–	1	3	2
6022	3	6	6	–	1	–	–	1	–	–	–	–	–	–	–	3	5	6
6110	28	35	45	28	33	43	19	30	33	5	3	8	4	–	2	–	2	2
6120	14	50	42	14	46	41	4	29	22	7	15	18	3	2	1	–	4	1
6130	–	1	–	–	1	–	–	–	–	–	1	–	–	–	–	–	–	–
6141	36	1	1	36	1	1	22	1	1	14	–	–	–	–	–	–	–	–
6190	19	14	28	19	14	28	12	9	25	6	5	3	1	–	–	–	–	–
6201	113	44	19	2	5	7	–	2	2	2	3	5	–	–	–	111	39	12
6202	–	5	7	–	5	6	–	1	3	–	3	3	–	1	–	–	–	1
6203	3	7	4	3	7	4	1	4	2	2	2	2	–	1	–	–	–	–
6204	13	8	6	13	8	6	6	4	4	6	3	2	1	1	–	–	–	–
6209	35	40	32	35	40	31	10	14	13	20	18	17	5	8	1	–	–	1

Capítulo 24 - Rio Grande do Sul

24.1 - Quantidade de acidentes do trabalho, por situação do registro e motivo, segundo a Classificação Nacional de Atividades Econômicas (CNAE), no estado do Rio Grande do Sul - 2014/2016

(continuação)

CNAE	QUANTIDADE DE ACIDENTES DO TRABALHO																	
	Total			Com CAT Registrada												Sem CAT Registrada		
				Total			Motivo											
							Típico			Trajeto			Doença do Trabalho					
	2014	2015	2016	2014	2015	2016	2014	2015	2016	2014	2015	2016	2014	2015	2016	2014	2015	2016
6311	56	37	24	42	22	22	19	5	10	22	16	12	1	1	–	14	15	2
6319	1	–	2	1	–	2	1	–	1	–	–	–	–	–	1	–	–	–
6391	–	1	6	–	1	5	–	–	–	–	1	5	–	–	–	–	–	1
6421	115	105	116	115	93	107	50	60	71	7	7	5	58	26	31	–	12	9
6422	324	418	484	324	362	430	134	135	272	46	71	31	144	156	127	–	56	54
6423	28	44	20	28	44	20	14	28	10	11	14	8	3	2	2	–	–	–
6424	13	16	14	13	16	11	8	3	4	3	12	7	2	1	–	–	–	3
6431	2	4	1	2	4	1	2	3	–	–	–	–	–	1	1	–	–	–
6433	–	1	–	–	1	–	–	–	–	–	1	–	–	–	–	–	–	–
6434	–	1	1	–	1	1	–	1	–	–	–	–	–	–	1	–	–	–
6435	2	–	–	–	–	–	–	–	–	–	–	–	–	–	–	2	–	–
6436	6	11	4	6	11	4	5	10	–	1	1	1	–	–	3	–	–	–
6450	–	2	–	–	2	–	–	2	–	–	–	–	–	–	–	–	–	–
6462	10	11	7	10	11	7	7	9	4	3	2	3	–	–	–	–	–	–
6463	–	2	–	–	2	–	–	–	–	–	2	–	–	–	–	–	–	–
6493	2	2	–	2	2	–	1	1	–	1	1	–	–	–	–	–	–	–
6499	1	–	1	1	–	1	–	–	1	1	–	–	–	–	–	–	–	–
6511	8	3	5	8	3	5	4	–	2	4	2	3	–	1	–	–	–	–
6512	2	3	1	2	3	1	2	1	–	–	2	–	–	–	1	–	–	–
6541	–	3	1	–	2	1	–	–	–	–	1	–	–	1	1	–	1	–
6542	–	–	1	–	–	1	–	–	1	–	–	–	–	–	–	–	–	–
6550	70	51	67	70	49	65	40	23	39	25	24	25	5	2	1	–	2	2
6612	–	2	1	–	2	1	–	–	–	–	2	1	–	–	–	–	–	–
6613	8	7	–	4	3	–	2	2	–	2	1	–	–	–	–	4	4	–
6619	2	4	5	2	2	4	1	–	1	1	2	3	–	–	–	–	2	1
6621	1	–	–	–	–	–	–	–	–	–	–	–	–	–	–	1	–	–
6622	5	5	3	5	5	3	1	1	1	4	3	2	–	1	–	–	–	–
6629	1	2	2	1	2	2	–	–	1	1	2	1	–	–	–	–	–	–
6630	11	5	–	–	–	–	–	–	–	–	–	–	–	–	–	11	5	–
6810	15	18	23	15	18	23	12	17	18	3	1	5	–	–	–	–	–	–
6821	22	38	23	22	36	22	15	22	11	7	13	11	–	1	–	–	2	1
6822	13	14	18	13	13	17	10	7	6	3	6	11	–	–	–	–	1	1
6911	20	20	20	20	20	19	12	9	8	8	11	11	–	–	–	–	–	1
6912	5	5	10	5	5	10	3	2	4	2	2	6	–	1	–	–	–	–
6920	40	38	29	40	38	29	15	9	11	25	29	17	–	–	1	–	–	–
7010	1	2	–	–	–	–	–	–	–	–	–	–	–	–	–	1	2	–
7020	6	6	7	6	6	7	4	3	2	1	3	4	1	–	1	–	–	–
7111	6	5	4	6	4	4	2	3	4	4	1	–	–	–	–	–	1	–
7112	164	128	169	164	119	156	130	99	125	32	19	30	2	1	1	–	9	13
7119	7	1	6	7	1	6	6	1	4	1	–	2	–	–	–	–	–	–
7120	8	5	11	8	5	10	6	4	6	2	1	4	–	–	–	–	–	1
7210	32	36	23	32	32	21	25	23	17	5	9	3	2	–	1	–	4	2
7220	17	1	–	12	1	–	10	–	–	2	1	–	–	–	–	5	–	–
7311	7	4	3	4	1	3	–	1	1	4	–	2	–	–	–	3	3	–
7312	4	9	2	4	8	2	4	7	1	–	1	1	–	–	–	–	1	–
7319	35	41	21	35	37	19	16	18	10	18	19	9	1	–	–	–	4	2
7320	5	1	5	4	1	4	3	–	2	1	1	2	–	–	–	1	–	1
7410	1	1	–	1	1	–	–	1	–	1	–	–	–	–	–	–	–	–
7420	16	8	3	9	6	2	5	4	–	4	1	2	–	1	–	7	2	1
7490	17	20	15	17	19	14	13	15	5	4	4	7	–	–	2	–	1	1
7500	3	4	3	3	4	3	1	4	–	2	–	3	–	–	–	–	–	–
7711	4	12	11	4	10	11	1	6	9	3	4	2	–	–	–	–	2	–
7719	3	4	1	3	3	1	3	3	–	–	–	1	–	–	–	–	1	–
7721	1	–	–	1	–	–	–	–	–	–	–	–	1	–	–	–	–	–
7722	–	–	2	–	–	2	–	–	2	–	–	–	–	–	–	–	–	–
7723	6	5	6	6	4	5	5	3	4	1	1	1	–	–	–	–	1	1
7729	3	3	2	3	2	2	3	1	–	–	1	2	–	–	–	–	1	–
7731	1	–	–	1	–	–	1	–	–	–	–	–	–	–	–	–	–	–
7732	24	24	24	24	22	23	21	16	13	3	6	10	–	–	–	–	2	1
7733	3	2	2	3	2	2	1	1	1	2	1	1	–	–	–	–	–	–
7739	33	21	24	33	20	23	23	17	19	10	3	4	–	–	–	–	1	1
7740	–	–	2	–	–	2	–	–	1	–	–	1	–	–	–	–	–	–
7810	19	13	13	19	9	3	6	3	2	12	5	1	1	1	–	–	4	10
7820	62	82	99	62	61	79	20	24	26	42	36	52	–	1	1	–	21	20
7830	11	23	33	11	20	31	6	12	19	5	8	12	–	–	–	–	3	2
7911	7	8	10	7	7	10	3	2	3	4	5	7	–	–	–	–	1	–
8011	172	244	243	171	203	191	57	56	59	114	144	131	–	3	1	1	41	52
8012	133	131	99	123	118	90	81	76	60	41	38	29	1	4	1	10	13	9
8020	62	51	68	62	48	65	32	27	46	30	21	19	–	–	–	–	3	3
8030	28	28	20	–	–	–	–	–	–	–	–	–	–	–	–	28	28	20
8111	61	79	84	61	67	73	29	30	20	31	34	53	1	3	–	–	12	11
8112	173	165	184	173	161	182	132	122	159	38	36	21	3	3	2	–	4	2
8121	197	315	290	197	201	192	103	119	107	90	81	83	4	1	2	–	114	98
8122	8	9	23	7	8	16	6	5	11	1	3	5	–	–	–	1	1	7
8129	127	114	147	127	105	133	101	71	89	25	34	44	1	–	–	–	9	14
8130	16	9	5	9	3	5	6	1	3	3	2	2	–	–	–	7	6	–
8211	30	35	30	25	31	28	14	20	18	10	11	9	1	–	1	5	4	2

Capítulo 24 - Rio Grande do Sul

24.1 - Quantidade de acidentes do trabalho, por situação do registro e motivo, segundo a Classificação Nacional de Atividades Econômicas (CNAE), no estado do Rio Grande do Sul - 2014/2016

(conclusão)

CNAE	QUANTIDADE DE ACIDENTES DO TRABALHO																	
	Total			Com CAT Registrada												Sem CAT Registrada		
				Total			Motivo											
							Típico			Trajeto			Doença do Trabalho					
	2014	2015	2016	2014	2015	2016	2014	2015	2016	2014	2015	2016	2014	2015	2016	2014	2015	2016
8219	13	18	23	13	18	21	8	11	10	5	7	10	–	–	1	–	–	2
8220	38	21	34	36	18	33	5	4	11	28	13	18	3	1	4	2	3	1
8230	11	12	15	11	10	14	8	7	10	3	1	3	–	2	1	–	2	1
8291	38	25	15	16	14	8	9	5	1	7	8	7	–	1	–	22	11	7
8292	1	2	2	1	2	2	1	2	–	–	–	1	–	–	1	–	–	–
8299	131	171	174	131	150	165	66	84	103	64	62	61	1	4	1	–	21	9
8411	617	682	500	617	577	426	481	464	323	129	108	94	7	5	9	–	105	74
8412	20	41	54	20	10	10	16	5	8	4	4	2	–	1	–	–	31	44
8413	8	3	3	8	3	3	7	3	1	1	–	2	–	–	–	–	–	–
8422	2	2	3	2	2	3	2	2	3	–	–	–	–	–	–	–	–	–
8423	2	1	4	2	1	4	2	1	2	–	–	1	–	–	1	–	–	–
8424	7	3	4	7	3	4	7	3	4	–	–	–	–	–	–	–	–	–
8430	1	3	1	1	3	1	1	3	1	–	–	–	–	–	–	–	–	–
8511	549	371	258	46	42	44	34	32	34	10	10	8	2	–	2	503	329	214
8512	29	27	39	29	23	37	20	16	26	6	7	10	3	–	1	–	4	2
8513	53	57	63	45	50	59	32	33	47	13	16	12	–	1	–	8	7	4
8520	103	97	104	103	92	100	88	69	67	11	22	31	4	1	2	–	5	4
8531	148	151	140	132	130	130	102	100	100	28	29	29	2	1	1	16	21	10
8532	165	193	185	163	176	173	119	135	123	40	39	49	4	2	1	2	17	12
8533	1	1	–	1	1	–	1	1	–	–	–	–	–	–	–	–	–	–
8541	14	12	19	14	12	18	13	12	11	1	–	7	–	–	–	–	–	1
8542	4	3	1	2	1	1	2	1	1	–	–	–	–	–	–	2	2	–
8550	4	4	9	4	3	9	3	3	9	1	–	–	–	–	–	–	1	–
8591	1	2	1	1	2	1	1	2	–	–	–	1	–	–	–	–	–	–
8592	–	–	2	–	–	2	–	–	1	–	–	1	–	–	–	–	–	–
8593	9	4	3	9	4	3	4	3	1	5	1	2	–	–	–	–	–	–
8599	111	129	138	111	125	128	68	79	71	43	46	56	–	–	1	–	4	10
8610	7.493	7.922	7.796	7.493	7.448	7.252	6.292	6.274	5.997	1.127	1.098	1.156	74	76	99	–	474	544
8621	8	6	3	8	6	3	6	3	3	2	3	–	–	–	–	–	–	–
8622	2	–	2	2	–	2	1	–	1	1	–	1	–	–	–	–	–	–
8630	203	261	303	203	253	291	164	204	242	34	43	46	5	6	3	–	8	12
8640	175	218	252	169	212	243	128	166	196	36	43	43	5	3	4	6	6	9
8650	11	8	12	11	7	11	4	4	5	7	3	5	–	–	1	–	1	1
8660	5	53	66	5	49	62	3	40	53	1	8	6	1	1	3	–	4	4
8690	162	144	112	162	141	111	139	122	93	23	18	18	–	1	–	–	3	1
8711	38	41	39	38	37	33	28	22	25	8	11	7	2	4	1	–	4	6
8712	4	3	2	4	2	2	1	–	1	3	1	1	–	1	–	–	1	–
8720	2	4	7	2	3	7	1	2	6	1	1	1	–	–	–	–	1	–
8730	87	104	134	87	90	120	66	72	103	21	16	17	–	2	–	–	14	14
8800	107	126	116	107	116	111	88	80	85	18	35	25	1	1	1	–	10	5
9001	4	2	5	4	2	5	3	–	4	1	2	1	–	–	–	–	–	–
9002	–	–	1	–	–	1	–	–	1	–	–	–	–	–	–	–	–	–
9003	–	–	1	–	–	1	–	–	1	–	–	–	–	–	–	–	–	–
9102	1	–	–	1	–	–	1	–	–	–	–	–	–	–	–	–	–	–
9103	11	19	14	11	19	14	11	12	14	–	5	–	–	2	–	–	–	–
9200	1	–	–	1	–	–	1	–	–	–	–	–	–	–	–	–	–	–
9311	4	3	5	4	3	5	2	3	4	2	–	1	–	–	–	–	–	–
9312	52	54	64	52	46	57	45	37	46	6	8	11	1	1	–	–	8	7
9313	8	11	14	8	10	14	6	4	8	1	6	6	1	–	–	–	1	–
9319	5	13	9	5	12	8	5	11	8	–	1	–	–	–	–	–	1	1
9321	9	14	19	9	14	19	6	12	17	3	2	2	–	–	–	–	–	–
9329	7	3	9	7	3	9	5	2	9	–	1	–	2	–	–	–	–	–
9411	7	4	14	7	4	14	3	2	11	4	2	3	–	–	–	–	–	–
9412	21	18	17	21	13	14	9	4	5	12	9	8	–	–	1	–	5	3
9420	48	47	68	48	43	64	31	27	44	16	12	13	1	4	7	–	4	4
9430	129	123	104	129	105	77	104	78	49	21	20	23	4	7	5	–	18	27
9491	75	56	48	75	50	44	65	37	37	8	12	7	2	1	–	–	6	4
9492	60	10	6	–	–	–	–	–	–	–	–	–	–	–	–	60	10	6
9493	2	–	–	2	–	–	2	–	–	–	–	–	–	–	–	–	–	–
9499	18	36	41	18	35	40	11	32	37	6	3	3	1	–	–	–	1	1
9511	13	10	10	13	10	8	9	5	4	2	5	3	2	–	1	–	–	2
9512	5	2	1	5	2	1	4	2	–	1	–	1	–	–	–	–	–	–
9521	8	11	10	8	8	10	7	6	9	1	2	1	–	–	–	–	3	–
9529	19	11	10	19	11	10	16	8	7	3	3	3	–	–	–	–	–	–
9601	17	34	21	17	30	17	14	26	15	3	4	2	–	–	–	–	4	4
9602	4	3	11	4	3	11	–	–	5	4	2	5	–	1	1	–	–	–
9603	14	16	9	14	15	9	13	12	5	1	3	4	–	–	–	–	1	–
9609	11	13	11	11	11	10	6	9	5	4	2	5	1	–	–	–	2	1
9700	4	2	4	4	2	4	3	2	2	1	–	2	–	–	–	–	–	–
Ignorado	12.912	7.827	7.886	191	143	198	167	129	174	21	14	17	3	–	7	12.721	7.684	7.688

Fonte: DATAPREV, CAT, SUB.
Nota: Os dados são preliminares, estando sujeitos a correções.

Capítulo 24 - Rio Grande do Sul

24.2 - Quantidade de acidentes do trabalho, por situação do registro e motivo, segundo os grupos de idade e sexo, no estado do Rio Grande do Sul - 2014/2016

GRUPOS DE IDADE E SEXO	QUANTIDADE DE ACIDENTES DO TRABALHO																	
	Total			Com CAT Registrada												Sem CAT Registrada		
				Total			Motivo											
							Típico			Trajeto			Doença do Trabalho					
	2014	2015	2016	2014	2015	2016	2014	2015	2016	2014	2015	2016	2014	2015	2016	2014	2015	2016
TOTAL	**60.020**	**52.272**	**50.373**	**44.994**	**40.565**	**39.154**	**36.351**	**32.732**	**31.213**	**7.248**	**6.628**	**6.855**	**1.395**	**1.205**	**1.086**	**15.026**	**11.707**	**11.219**
Masculino	**38.145**	**32.803**	**31.456**	**28.695**	**25.255**	**24.374**	**23.903**	**20.963**	**20.015**	**4.058**	**3.622**	**3.763**	**734**	**670**	**596**	**9.450**	**7.548**	**7.082**
Feminino	**21.875**	**19.469**	**18.916**	**16.299**	**15.310**	**14.779**	**12.448**	**11.769**	**11.198**	**3.190**	**3.006**	**3.092**	**661**	**535**	**489**	**5.576**	**4.159**	**4.137**
Ignorado	**–**	**–**	**1**	**–**	**–**	**1**	**–**	**–**	**–**	**–**	**–**	**–**	**–**	**–**	**1**	**–**	**–**	**–**
Até 19 anos	1.966	1.361	1.144	1.587	1.135	941	1.321	910	726	259	219	214	7	6	1	379	226	203
Masculino	1.438	1.003	853	1.130	824	690	965	682	546	162	137	144	3	5	–	308	179	163
Feminino	528	358	291	457	311	251	356	228	180	97	82	70	4	1	1	71	47	40
Ignorado	–	–	–	–	–	–	–	–	–	–	–	–	–	–	–	–	–	–
20 a 24 anos	8.035	6.718	6.349	6.876	5.773	5.449	5.629	4.640	4.365	1.195	1.091	1.042	52	42	42	1.159	945	900
Masculino	5.696	4.683	4.524	4.867	3.993	3.853	4.080	3.317	3.209	755	653	617	32	23	27	829	690	671
Feminino	2.339	2.035	1.825	2.009	1.780	1.596	1.549	1.323	1.156	440	438	425	20	19	15	330	255	229
Ignorado	–	–	–	–	–	–	–	–	–	–	–	–	–	–	–	–	–	–
25 a 29 anos	9.189	7.777	7.465	7.709	6.617	6.399	6.225	5.361	5.096	1.336	1.128	1.214	148	128	89	1.480	1.160	1.066
Masculino	6.016	4.974	4.765	5.071	4.151	4.040	4.206	3.442	3.304	788	641	692	77	68	44	945	823	725
Feminino	3.173	2.803	2.700	2.638	2.466	2.359	2.019	1.919	1.792	548	487	522	71	60	45	535	337	341
Ignorado	–	–	–	–	–	–	–	–	–	–	–	–	–	–	–	–	–	–
30 a 34 anos	9.559	8.361	7.857	7.781	6.965	6.537	6.259	5.620	5.264	1.298	1.175	1.133	224	170	140	1.778	1.396	1.320
Masculino	5.832	5.131	4.746	4.772	4.269	3.974	3.942	3.507	3.247	715	672	654	115	90	73	1.060	862	772
Feminino	3.727	3.230	3.111	3.009	2.696	2.563	2.317	2.113	2.017	583	503	479	109	80	67	718	534	548
Ignorado	–	–	–	–	–	–	–	–	–	–	–	–	–	–	–	–	–	–
35 a 39 anos	7.895	7.425	7.343	6.050	5.905	5.895	4.877	4.822	4.699	946	878	1.022	227	205	174	1.845	1.520	1.448
Masculino	4.786	4.304	4.303	3.678	3.394	3.474	3.040	2.833	2.843	521	455	538	117	106	93	1.108	910	829
Feminino	3.109	3.121	3.040	2.372	2.511	2.421	1.837	1.989	1.856	425	423	484	110	99	81	737	610	619
Ignorado	–	–	–	–	–	–	–	–	–	–	–	–	–	–	–	–	–	–
40 a 44 anos	6.936	6.075	5.790	4.955	4.512	4.320	4.008	3.635	3.446	721	703	697	226	174	177	1.981	1.563	1.470
Masculino	4.140	3.638	3.371	2.995	2.712	2.548	2.478	2.229	2.083	394	381	371	123	102	94	1.145	926	823
Feminino	2.796	2.437	2.418	1.960	1.800	1.771	1.530	1.406	1.363	327	322	326	103	72	82	836	637	647
Ignorado	–	–	1	–	–	1	–	–	–	–	–	–	–	–	1	–	–	–
45 a 49 anos	6.401	5.565	5.369	4.064	3.748	3.661	3.256	3.008	2.922	589	539	572	219	201	167	2.337	1.817	1.708
Masculino	3.830	3.366	3.207	2.449	2.279	2.194	2.039	1.895	1.818	296	272	295	114	112	81	1.381	1.087	1.013
Feminino	2.571	2.199	2.162	1.615	1.469	1.467	1.217	1.113	1.104	293	267	277	105	89	86	956	730	695
Ignorado	–	–	–	–	–	–	–	–	–	–	–	–	–	–	–	–	–	–
50 a 54 anos	5.477	4.772	4.729	3.190	3.056	3.038	2.506	2.438	2.361	491	458	493	193	160	184	2.287	1.716	1.691
Masculino	3.259	2.907	2.846	1.951	1.843	1.816	1.613	1.530	1.477	238	221	232	100	92	107	1.308	1.064	1.030
Feminino	2.218	1.865	1.883	1.239	1.213	1.222	893	908	884	253	237	261	93	68	77	979	652	661
Ignorado	–	–	–	–	–	–	–	–	–	–	–	–	–	–	–	–	–	–
55 a 59 anos	3.211	2.909	2.943	1.791	1.829	1.853	1.452	1.475	1.458	257	270	309	82	84	86	1.420	1.080	1.090
Masculino	2.175	1.894	1.910	1.087	1.102	1.096	944	944	907	105	114	135	38	44	54	1.088	792	814
Feminino	1.036	1.015	1.033	704	727	757	508	531	551	152	156	174	44	40	32	332	288	276
Ignorado	–	–	–	–	–	–	–	–	–	–	–	–	–	–	–	–	–	–
60 a 64 anos	1.059	1.011	1.053	731	768	774	605	615	639	112	127	117	14	26	18	328	243	279
Masculino	760	698	715	507	510	498	437	429	420	58	58	62	12	23	16	253	188	217
Feminino	299	313	338	224	258	276	168	186	219	54	69	55	2	3	2	75	55	62
Ignorado	–	–	–	–	–	–	–	–	–	–	–	–	–	–	–	–	–	–
65 a 69 anos	216	226	261	191	189	226	156	158	188	33	24	33	2	7	5	25	37	35
Masculino	150	155	171	132	130	150	110	116	130	20	9	16	2	5	4	18	25	21
Feminino	66	71	90	59	59	76	46	42	58	13	15	17	–	2	1	7	12	14
Ignorado	–	–	–	–	–	–	–	–	–	–	–	–	–	–	–	–	–	–
70 anos e mais	62	69	70	56	66	61	46	48	49	9	16	9	1	2	3	6	3	9
Masculino	54	49	45	48	47	41	41	38	31	6	9	7	1	–	3	6	2	4
Feminino	8	20	25	8	19	20	5	10	18	3	7	2	–	2	–	–	1	5
Ignorado	–	–	–	–	–	–	–	–	–	–	–	–	–	–	–	–	–	–
Ignorada	14	3	–	13	2	–	11	2	–	2	–	–	–	–	–	1	1	–
Masculino	9	1	–	8	1	–	8	1	–	–	–	–	–	–	–	1	–	–
Feminino	5	2	–	5	1	–	3	1	–	2	–	–	–	–	–	–	1	–
Ignorado	–	–	–	–	–	–	–	–	–	–	–	–	–	–	–	–	–	–

Fonte: DATAPREV, CAT, SUB.
Nota: Os dados são preliminares, estando sujeitos a correções.

Capítulo 24 - Rio Grande do Sul

24.3 - Quantidade mensal de acidentes do trabalho, por situação do registro e motivo, no estado do Rio Grande do Sul - 2014/2016

MESES	QUANTIDADE DE ACIDENTES DO TRABALHO																	
	Total			Com CAT Registrada												Sem CAT Registrada		
				Total			Motivo											
							Típico			Trajeto			Doença do Trabalho					
	2014	2015	2016	2014	2015	2016	2014	2015	2016	2014	2015	2016	2014	2015	2016	2014	2015	2016
TOTAL	**60.020**	**52.272**	**50.373**	**44.994**	**40.565**	**39.154**	**36.351**	**32.732**	**31.213**	**7.248**	**6.628**	**6.855**	**1.395**	**1.205**	**1.086**	**15.026**	**11.707**	**11.219**
Janeiro	4.938	4.305	4.023	3.565	3.225	3.025	2.892	2.661	2.464	563	481	480	110	83	81	1.373	1.080	998
Fevereiro	4.840	4.325	4.209	3.569	3.279	3.253	2.874	2.655	2.641	605	538	525	90	86	87	1.271	1.046	956
Março	5.212	4.956	4.615	3.977	3.887	3.525	3.199	3.108	2.834	647	627	573	131	152	118	1.235	1.069	1.090
Abril	5.053	4.257	4.364	3.763	3.262	3.327	3.043	2.612	2.648	595	554	566	125	96	113	1.290	995	1.037
Maio	5.265	4.462	4.350	3.903	3.470	3.382	3.130	2.808	2.579	647	585	681	126	77	122	1.362	992	968
Junho	4.686	4.274	4.498	3.472	3.312	3.481	2.761	2.641	2.679	588	570	692	123	101	110	1.214	962	1.017
Julho	5.228	4.654	4.197	3.952	3.584	3.208	3.181	2.839	2.560	620	596	562	151	149	86	1.276	1.070	989
Agosto	5.082	4.547	4.506	3.823	3.523	3.531	3.061	2.851	2.850	642	569	588	120	103	93	1.259	1.024	975
Setembro	5.173	4.275	3.945	3.919	3.369	3.099	3.198	2.755	2.469	588	524	556	133	90	74	1.254	906	846
Outubro	5.515	4.348	3.913	4.261	3.423	3.129	3.421	2.768	2.492	720	555	559	120	100	78	1.254	925	784
Novembro	4.854	4.171	3.959	3.711	3.294	3.133	3.083	2.683	2.520	531	512	547	97	99	66	1.143	877	826
Dezembro	4.174	3.698	3.794	3.079	2.937	3.061	2.508	2.351	2.477	502	517	526	69	69	58	1.095	761	733

Fonte: DATAPREV, CAT, SUB.
Nota: Os dados são preliminares, estando sujeitos a correções.

DISTRIBUIÇÃO DE ACIDENTES DO TRABALHO, POR MOTIVO, NO ESTADO DO RIO GRANDE DO SUL - 2016

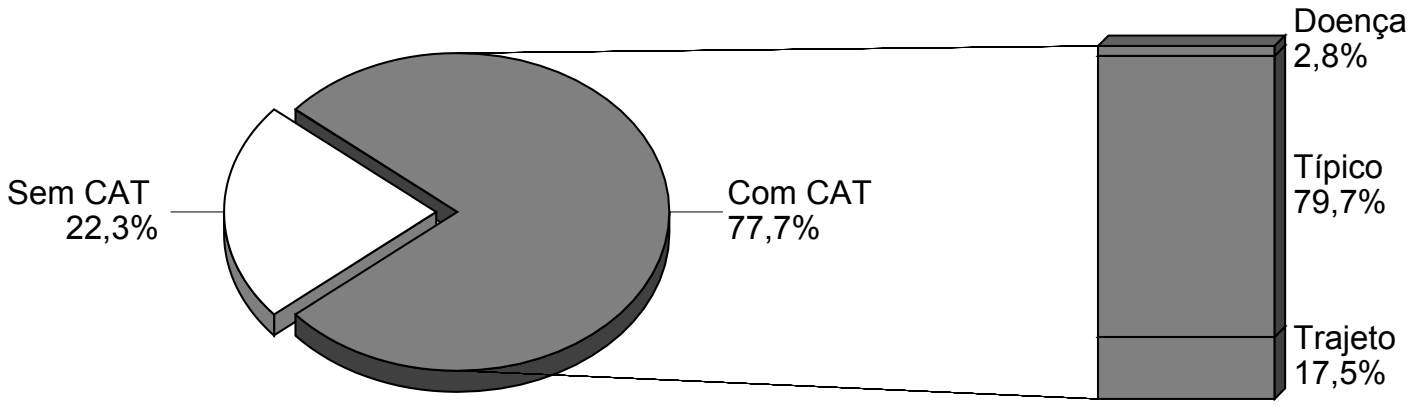

Fonte: DATAPREV, CAT, SUB.

Capítulo 25 - Mato Grosso do Sul

25.1 - Quantidade de acidentes do trabalho, por situação do registro e motivo, segundo a Classificação Nacional de Atividades Econômicas (CNAE), no estado do Mato Grosso do Sul - 2014/2016

(continua)

CNAE	QUANTIDADE DE ACIDENTES DO TRABALHO																	
	Total			Com CAT Registrada												Sem CAT Registrada		
				Total			Motivo											
							Típico			Trajeto			Doença do Trabalho					
	2014	2015	2016	2014	2015	2016	2014	2015	2016	2014	2015	2016	2014	2015	2016	2014	2015	2016
TOTAL	**10.973**	**9.930**	**9.546**	**8.524**	**7.933**	**8.015**	**6.489**	**6.158**	**6.278**	**1.829**	**1.571**	**1.585**	**206**	**204**	**152**	**2.449**	**1.997**	**1.531**
0111	26	21	18	16	14	18	9	11	17	7	3	1	–	–	–	10	7	–
0112	160	74	15	7	9	4	7	8	3	–	1	1	–	–	–	153	65	11
0113	110	96	102	110	91	102	108	86	99	2	5	3	–	–	–	–	5	–
0115	79	59	49	79	57	48	71	50	41	8	7	6	–	–	1	–	2	1
0116	1	–	–	1	–	–	1	–	–	–	–	–	–	–	–	–	–	–
0119	2	3	2	2	3	2	2	2	–	–	1	2	–	–	–	–	–	–
0121	164	37	50	–	–	1	–	–	–	–	–	1	–	–	–	164	37	49
0133	–	–	1	–	–	1	–	–	1	–	–	–	–	–	–	–	–	–
0134	1	1	–	–	1	–	–	1	–	–	–	–	–	–	–	1	–	–
0139	19	3	2	1	3	2	–	3	2	–	–	–	1	–	–	18	–	–
0141	121	190	229	121	190	229	104	176	212	16	13	15	1	1	2	–	–	–
0142	–	–	1	–	–	1	–	–	1	–	–	–	–	–	–	–	–	–
0151	403	328	283	403	319	274	371	305	251	30	13	23	2	1	–	–	9	9
0152	3	2	1	3	2	1	2	2	1	1	–	–	–	–	–	–	–	–
0153	2	1	4	2	1	4	1	1	4	1	–	–	–	–	–	–	–	–
0154	8	9	11	8	9	11	8	7	10	–	2	1	–	–	–	–	–	–
0155	14	14	9	14	14	9	10	13	8	4	1	1	–	–	–	–	–	–
0159	2	–	–	2	–	–	1	–	–	1	–	–	–	–	–	–	–	–
0161	23	30	39	23	29	38	18	22	30	5	7	8	–	–	–	–	1	1
0162	30	26	25	30	26	25	23	25	23	7	1	1	–	–	1	–	–	–
0163	2	2	2	2	2	2	2	2	1	–	–	1	–	–	–	–	–	–
0210	64	82	44	64	78	43	61	69	41	3	8	1	–	1	1	–	4	1
0220	5	4	1	5	4	1	3	3	1	2	1	–	–	–	–	–	–	–
0230	30	38	43	30	37	40	28	32	39	2	5	1	–	–	–	–	1	3
0322	2	10	8	2	9	7	2	7	7	–	2	–	–	–	–	–	1	1
0710	16	16	18	16	14	18	15	12	16	1	2	2	–	–	–	–	2	–
0729	1	–	–	1	–	–	1	–	–	–	–	–	–	–	–	–	–	–
0810	31	25	16	31	23	14	25	21	12	5	2	2	1	–	–	–	2	2
0891	15	13	5	15	11	4	13	11	4	2	–	–	–	–	–	–	2	1
0899	6	1	3	6	1	2	6	1	2	–	–	–	–	–	–	–	–	1
1011	510	558	650	510	508	625	443	435	566	35	38	29	32	35	30	–	50	25
1012	354	345	268	350	319	257	245	242	205	33	22	34	72	55	18	4	26	11
1013	26	21	21	26	16	17	23	12	15	2	4	2	1	–	–	–	5	4
1020	7	5	8	7	4	8	6	2	8	1	2	–	–	–	–	–	1	–
1032	13	4	2	13	4	2	10	3	2	1	–	–	2	1	–	–	–	–
1033	1	–	–	1	–	–	–	–	–	1	–	–	–	–	–	–	–	–
1041	9	12	18	9	12	18	6	10	18	3	2	–	–	–	–	–	–	–
1042	2	8	16	2	7	15	2	6	12	–	1	3	–	–	–	–	1	1
1051	1	3	–	1	1	–	–	1	–	1	–	–	–	–	–	–	2	–
1052	27	69	22	27	67	21	24	64	15	3	3	4	–	–	2	–	2	1
1053	3	3	7	3	2	5	3	1	2	–	1	3	–	–	–	–	1	2
1061	1	–	–	1	–	–	1	–	–	–	–	–	–	–	–	–	–	–
1062	15	9	10	15	9	10	11	6	8	4	3	2	–	–	–	–	–	–
1063	2	2	–	2	1	–	2	1	–	–	–	–	–	–	–	–	1	–
1065	13	10	23	13	8	21	11	8	16	2	–	5	–	–	–	–	2	2
1066	24	34	32	24	28	30	19	20	25	4	7	4	1	1	1	–	6	2
1069	3	–	–	3	–	–	3	–	–	–	–	–	–	–	–	–	–	–
1071	292	391	455	292	381	452	272	359	425	20	22	27	–	–	–	–	10	3
1081	–	–	2	–	–	2	–	–	1	–	–	1	–	–	–	–	–	–
1091	18	20	16	18	20	15	11	15	11	6	5	4	1	–	–	–	–	1
1092	64	16	15	64	16	15	57	15	8	7	1	7	–	–	–	–	–	–
1094	2	3	1	2	2	1	2	2	1	–	–	–	–	–	–	–	1	–
1095	1	–	–	1	–	–	–	–	–	1	–	–	–	–	–	–	–	–
1096	4	2	–	4	2	–	4	2	–	–	–	–	–	–	–	–	–	–
1099	7	3	7	7	2	7	3	2	5	4	–	2	–	–	–	–	1	–
1111	2	1	1	–	1	1	–	–	1	–	1	–	–	–	–	2	–	–
1113	2	1	1	2	1	1	2	1	1	–	–	–	–	–	–	–	–	–
1121	2	3	2	1	3	1	–	3	1	–	–	–	1	–	–	1	–	1
1122	43	39	18	43	37	18	34	30	15	9	7	3	–	–	–	–	2	–
1220	1	–	–	1	–	–	1	–	–	–	–	–	–	–	–	–	–	–
1311	12	8	6	12	8	6	10	7	4	2	1	2	–	–	–	–	–	–
1323	14	12	12	14	12	12	13	10	9	1	2	3	–	–	–	–	–	–
1351	16	18	10	16	18	8	13	12	6	3	6	2	–	–	–	–	–	2
1354	1	4	1	1	4	1	–	1	–	1	3	1	–	–	–	–	–	–
1359	16	11	15	16	11	14	12	10	11	4	1	3	–	–	–	–	–	1
1411	13	13	3	13	11	3	6	3	1	7	8	2	–	–	–	–	2	–
1412	27	30	22	27	19	20	13	12	10	13	7	10	1	–	–	–	11	2
1413	3	16	14	3	4	7	1	2	2	2	2	5	–	–	–	–	12	7
1414	4	1	1	4	1	1	3	1	1	1	–	–	–	–	–	–	–	–
1422	1	–	–	1	–	–	–	–	–	1	–	–	–	–	–	–	–	–
1510	44	49	54	44	46	47	39	42	41	4	4	6	1	–	–	–	3	7
1521	3	–	2	–	–	2	–	–	2	–	–	–	–	–	–	3	–	–
1529	–	1	2	–	1	2	–	–	2	–	1	–	–	–	–	–	–	–
1531	1	3	1	1	3	–	1	3	–	–	–	–	–	–	–	–	–	1
1532	4	–	–	4	–	–	2	–	–	2	–	–	–	–	–	–	–	–
1533	8	13	3	8	13	3	4	5	1	4	8	2	–	–	–	–	–	–
1539	5	2	1	5	2	1	5	2	–	–	–	1	–	–	–	–	–	–

Capítulo 25 - Mato Grosso do Sul

25.1 - Quantidade de acidentes do trabalho, por situação do registro e motivo, segundo a Classificação Nacional de Atividades Econômicas (CNAE), no estado do Mato Grosso do Sul - 2014/2016

(continuação)

CNAE	QUANTIDADE DE ACIDENTES DO TRABALHO																	
	Total			Com CAT Registrada												Sem CAT Registrada		
				Total			Motivo											
							Típico			Trajeto			Doença do Trabalho					
	2014	2015	2016	2014	2015	2016	2014	2015	2016	2014	2015	2016	2014	2015	2016	2014	2015	2016
1610	29	16	9	20	12	8	18	11	8	2	1	–	–	–	–	9	4	1
1621	6	5	5	6	5	5	4	4	5	2	1	–	–	–	–	–	–	–
1622	1	1	1	1	1	1	1	1	1	–	–	–	–	–	–	–	–	–
1623	9	4	5	9	4	5	9	3	5	–	1	–	–	–	–	–	–	–
1629	2	–	1	2	–	1	2	–	–	–	–	1	–	–	–	–	–	–
1710	109	115	131	109	113	131	98	96	109	11	17	22	–	–	–	–	2	–
1721	23	15	22	23	15	22	21	13	21	2	2	1	–	–	–	–	–	–
1731	1	–	–	–	–	–	–	–	–	–	–	–	–	–	–	1	–	–
1733	–	2	–	–	2	–	–	2	–	–	–	–	–	–	–	–	–	–
1741	1	4	3	–	3	2	–	3	1	–	–	1	–	–	–	1	1	1
1742	–	–	2	–	–	2	–	–	2	–	–	–	–	–	–	–	–	–
1749	47	23	40	45	22	27	16	19	26	25	2	1	4	1	–	2	1	13
1811	3	2	–	2	2	–	–	2	–	2	–	–	–	–	–	1	–	–
1812	8	–	–	–	–	–	–	–	–	–	–	–	–	–	–	8	–	–
1813	4	2	1	4	2	1	2	2	1	2	–	–	–	–	–	–	–	–
1821	1	2	–	1	2	–	–	1	–	1	1	–	–	–	–	–	–	–
1822	2	–	–	2	–	–	–	–	–	2	–	–	–	–	–	–	–	–
1921	5	1	–	5	1	–	4	1	–	1	–	–	–	–	–	–	–	–
1922	–	1	1	–	1	1	–	–	1	–	1	–	–	–	–	–	–	–
1931	278	297	203	278	289	193	258	279	183	19	10	10	1	–	–	–	8	10
1932	6	4	4	6	4	4	4	3	3	2	1	1	–	–	–	–	–	–
2013	11	10	16	11	9	16	8	8	13	3	1	3	–	–	–	–	1	–
2014	–	–	1	–	–	1	–	–	1	–	–	–	–	–	–	–	–	–
2019	5	–	3	5	–	3	5	–	3	–	–	–	–	–	–	–	–	–
2029	1	1	–	1	1	–	–	1	–	1	–	–	–	–	–	–	–	–
2031	2	–	–	–	–	–	–	–	–	–	–	–	–	–	–	2	–	–
2061	2	–	–	2	–	–	2	–	–	–	–	–	–	–	–	–	–	–
2062	1	–	1	1	–	1	–	–	1	1	–	–	–	–	–	–	–	–
2063	1	–	–	1	–	–	–	–	–	1	–	–	–	–	–	–	–	–
2071	5	3	1	5	2	1	3	2	–	2	–	1	–	–	–	–	1	–
2093	–	5	2	–	4	2	–	1	2	–	3	–	–	–	–	–	1	–
2099	2	3	–	2	3	–	2	1	–	–	2	–	–	–	–	–	–	–
2110	–	1	–	–	1	–	–	1	–	–	–	–	–	–	–	–	–	–
2121	–	–	1	–	–	1	–	–	1	–	–	–	–	–	–	–	–	–
2122	1	2	1	1	2	1	1	2	1	–	–	–	–	–	–	–	–	–
2211	2	–	–	–	–	–	–	–	–	–	–	–	–	–	–	2	–	–
2212	3	3	3	3	2	3	2	2	2	1	–	1	–	–	–	–	1	–
2219	7	12	2	–	–	–	–	–	–	–	–	–	–	–	–	7	12	2
2221	6	6	5	6	4	5	5	–	4	1	4	1	–	–	–	–	2	–
2222	50	48	20	50	44	16	44	38	12	5	6	4	1	–	–	–	4	4
2223	1	–	–	1	–	–	–	–	–	1	–	–	–	–	–	–	–	–
2229	25	17	20	25	16	18	20	13	15	5	3	3	–	–	–	–	1	2
2311	18	15	7	18	15	7	15	14	6	3	1	1	–	–	–	–	–	–
2319	–	1	–	–	1	–	–	1	–	–	–	–	–	–	–	–	–	–
2320	2	1	5	2	1	5	2	1	5	–	–	–	–	–	–	–	–	–
2330	43	35	33	43	30	30	39	22	21	4	7	9	–	1	–	–	5	3
2341	1	–	1	1	–	1	1	–	1	–	–	–	–	–	–	–	–	–
2342	17	10	13	17	9	12	15	8	10	2	1	2	–	–	–	–	1	1
2349	3	1	1	3	1	1	2	–	1	1	1	–	–	–	–	–	–	–
2391	3	3	1	3	3	1	2	1	1	1	2	–	–	–	–	–	–	–
2392	–	2	–	–	2	–	–	1	–	–	1	–	–	–	–	–	–	–
2411	18	9	7	18	8	5	12	8	5	6	–	–	–	–	–	–	1	2
2412	3	1	–	3	1	–	3	–	–	–	–	–	–	1	–	–	–	–
2422	1	–	–	–	–	–	–	–	–	–	–	–	–	–	–	1	–	–
2423	13	8	8	13	8	8	10	7	8	3	1	–	–	–	–	–	–	–
2424	7	3	6	7	3	6	7	3	6	–	–	–	–	–	–	–	–	–
2431	1	–	–	–	–	–	–	–	–	–	–	–	–	–	–	1	–	–
2443	4	5	3	4	5	3	3	4	1	1	1	2	–	–	–	–	–	–
2449	–	1	–	–	1	–	–	1	–	–	–	–	–	–	–	–	–	–
2451	–	2	8	–	2	8	–	2	7	–	–	1	–	–	–	–	–	–
2511	27	10	13	26	10	13	22	9	13	4	1	–	–	–	–	1	–	–
2512	13	17	18	13	17	17	10	11	10	3	6	6	–	–	1	–	–	1
2521	2	2	1	2	2	1	2	2	1	–	–	–	–	–	–	–	–	–
2522	1	–	–	1	–	–	–	–	–	1	–	–	–	–	–	–	–	–
2532	11	9	15	11	9	15	9	8	14	2	1	1	–	–	–	–	–	–
2539	9	9	7	9	7	6	9	5	3	–	2	3	–	–	–	–	2	1
2542	6	8	8	6	7	7	5	5	7	1	2	–	–	–	–	–	1	1
2543	5	1	1	5	1	1	4	–	1	1	1	–	–	–	–	–	–	–
2591	–	1	3	–	1	2	–	1	2	–	–	–	–	–	–	–	–	1
2592	1	2	3	1	2	2	1	2	2	–	–	–	–	–	–	–	–	1
2593	–	–	1	–	–	1	–	–	1	–	–	–	–	–	–	–	–	–
2599	8	6	8	8	6	8	7	5	6	1	–	1	–	1	1	–	–	–
2610	–	–	1	–	–	1	–	–	–	–	–	1	–	–	–	–	–	–
2710	2	5	2	2	5	2	1	1	1	1	4	1	–	–	–	–	–	–
2721	1	–	–	–	–	–	–	–	–	–	–	–	–	–	–	1	–	–
2722	–	–	1	–	–	1	–	–	–	–	–	1	–	–	–	–	–	–
2731	1	2	–	1	2	–	1	2	–	–	–	–	–	–	–	–	–	–
2732	–	1	–	–	1	–	–	–	–	–	1	–	–	–	–	–	–	–
2733	3	2	1	3	2	1	3	1	1	–	1	–	–	–	–	–	–	–

Capítulo 25 - Mato Grosso do Sul

25.1 - Quantidade de acidentes do trabalho, por situação do registro e motivo, segundo a Classificação Nacional de Atividades Econômicas (CNAE), no estado do Mato Grosso do Sul - 2014/2016

(continuação)

CNAE	QUANTIDADE DE ACIDENTES DO TRABALHO																	
	Total			Com CAT Registrada												Sem CAT Registrada		
				Total			Motivo											
							Típico			Trajeto			Doença do Trabalho					
	2014	2015	2016	2014	2015	2016	2014	2015	2016	2014	2015	2016	2014	2015	2016	2014	2015	2016
2740	–	2	–	–	2	–	–	2	–	–	–	–	–	–	–	–	–	–
2751	55	62	15	55	60	15	50	23	10	3	37	5	2	–	–	–	2	–
2759	–	1	4	–	1	4	–	–	2	–	1	2	–	–	–	–	–	–
2790	–	1	3	–	1	3	–	–	2	–	1	1	–	–	–	–	–	–
2811	2	1	–	–	1	–	–	1	–	–	–	–	–	–	–	2	–	–
2813	–	1	–	–	1	–	–	–	–	–	1	–	–	–	–	–	–	–
2822	1	–	–	1	–	–	1	–	–	–	–	–	–	–	–	–	–	–
2829	4	5	2	4	4	1	3	4	1	1	–	–	–	–	–	–	1	1
2833	13	18	19	13	14	18	12	12	14	1	1	4	–	1	–	–	4	1
2840	3	3	–	3	3	–	2	2	–	1	1	–	–	–	–	–	–	–
2852	–	–	1	–	–	1	–	–	1	–	–	–	–	–	–	–	–	–
2861	–	–	1	–	–	1	–	–	1	–	–	–	–	–	–	–	–	–
2862	–	–	1	–	–	–	–	–	–	–	–	–	–	–	–	–	–	1
2865	2	4	2	2	4	2	2	4	2	–	–	–	–	–	–	–	–	–
2869	5	1	1	5	1	1	1	1	1	4	–	–	–	–	–	–	–	–
2930	14	3	5	14	3	5	12	3	4	2	–	1	–	–	–	–	–	–
2949	2	1	–	2	1	–	1	1	–	1	–	–	–	–	–	–	–	–
2950	2	1	1	2	1	1	1	1	1	1	–	–	–	–	–	–	–	–
3011	1	–	–	1	–	–	1	–	–	–	–	–	–	–	–	–	–	–
3101	22	13	16	22	11	16	19	9	10	3	2	6	–	–	–	–	2	–
3102	26	20	7	26	20	6	26	16	5	–	4	1	–	–	–	–	–	1
3104	26	17	22	26	17	22	21	14	19	5	3	3	–	–	–	–	–	–
3230	1	3	1	–	1	1	–	1	–	–	–	–	–	–	1	1	2	–
3240	10	6	11	10	6	11	6	5	9	4	1	2	–	–	–	–	–	–
3250	1	–	5	1	–	5	1	–	–	–	–	5	–	–	–	–	–	–
3291	1	1	–	–	–	–	–	–	–	–	–	–	–	–	–	1	1	–
3292	3	1	–	3	1	–	1	1	–	2	–	–	–	–	–	–	–	–
3299	3	1	2	3	1	2	1	1	1	2	–	1	–	–	–	–	–	–
3311	1	8	1	1	8	1	–	–	1	1	8	–	–	–	–	–	–	–
3312	1	2	1	1	2	1	1	1	1	–	1	–	–	–	–	–	–	–
3313	1	1	–	1	1	–	1	1	–	–	–	–	–	–	–	–	–	–
3314	17	11	9	17	10	9	16	8	7	1	2	2	–	–	–	–	1	–
3316	1	–	–	1	–	–	1	–	–	–	–	–	–	–	–	–	–	–
3321	1	2	3	1	2	3	1	2	3	–	–	–	–	–	–	–	–	–
3329	1	2	–	1	2	–	1	2	–	–	–	–	–	–	–	–	–	–
3511	15	8	5	8	5	5	7	4	3	1	1	2	–	–	–	7	3	–
3512	7	2	1	6	2	1	3	2	1	3	–	–	–	–	–	1	–	–
3514	67	69	63	67	66	63	50	43	38	13	11	15	4	12	10	–	3	–
3520	–	1	–	–	1	–	–	1	–	–	–	–	–	–	–	–	–	–
3600	80	66	104	80	64	96	63	50	80	17	13	16	–	1	–	–	2	8
3702	5	1	–	5	1	–	3	–	–	2	1	–	–	–	–	–	–	–
3811	126	165	224	126	150	197	116	143	174	10	7	23	–	–	–	–	15	27
3812	–	2	1	–	2	1	–	1	1	–	1	–	–	–	–	–	–	–
3821	–	1	–	–	1	–	–	1	–	–	–	–	–	–	–	–	–	–
3822	3	–	–	3	–	–	3	–	–	–	–	–	–	–	–	–	–	–
3831	1	–	1	1	–	1	1	–	1	–	–	–	–	–	–	–	–	–
3832	5	4	28	5	4	28	5	4	28	–	–	–	–	–	–	–	–	–
3839	2	2	–	2	1	–	2	1	–	–	–	–	–	–	–	–	1	–
4110	17	13	15	17	13	15	16	6	12	1	6	3	–	1	–	–	–	–
4120	190	182	171	190	152	163	151	123	127	38	28	30	1	1	6	–	30	8
4211	81	42	52	81	35	49	61	32	46	19	3	3	1	–	–	–	7	3
4212	2	1	2	2	1	2	1	1	1	1	–	1	–	–	–	–	–	–
4213	5	2	6	5	2	5	5	2	4	–	–	1	–	–	–	–	–	1
4221	57	56	53	37	46	48	30	36	41	7	10	7	–	–	–	20	10	5
4222	3	2	7	3	2	7	2	2	4	1	–	3	–	–	–	–	–	–
4223	5	2	1	5	2	–	4	2	–	1	–	–	–	–	–	–	–	1
4292	35	15	37	35	13	34	23	13	32	12	–	2	–	–	–	–	2	3
4299	66	13	16	66	13	14	57	11	13	9	2	1	–	–	–	–	–	2
4311	1	–	–	1	–	–	–	–	–	1	–	–	–	–	–	–	–	–
4313	33	32	24	33	30	20	27	26	17	6	4	3	–	–	–	–	2	4
4319	–	–	2	–	–	2	–	–	2	–	–	–	–	–	–	–	–	–
4321	24	30	23	24	28	22	16	20	18	8	7	3	–	1	1	–	2	1
4322	5	5	7	5	5	7	3	2	4	2	3	3	–	–	–	–	–	–
4329	12	4	2	12	4	2	7	4	2	4	–	–	1	–	–	–	–	–
4330	19	15	24	19	14	23	14	12	17	4	2	5	1	–	1	–	1	1
4391	3	6	2	3	5	2	2	4	1	1	1	1	–	–	–	–	1	–
4399	25	32	20	25	31	20	16	22	14	8	8	6	1	1	–	–	1	–
4511	33	27	34	33	27	31	14	13	14	18	14	16	1	–	1	–	–	3
4512	2	1	1	1	–	1	1	–	–	–	–	1	–	–	–	1	1	–
4520	40	44	30	40	41	30	32	31	21	8	10	8	–	–	1	–	3	–
4530	85	81	83	85	78	79	56	54	44	29	24	35	–	–	–	–	3	4
4541	17	11	13	17	10	13	4	5	4	13	5	9	–	–	–	–	1	–
4542	–	–	1	–	–	–	–	–	–	–	–	–	–	–	–	–	–	1
4543	1	–	1	1	–	1	1	–	1	–	–	–	–	–	–	–	–	–
4611	2	–	–	2	–	–	2	–	–	–	–	–	–	–	–	–	–	–
4617	1	–	–	1	–	–	–	–	–	1	–	–	–	–	–	–	–	–
4618	–	1	–	–	1	–	–	–	–	–	1	–	–	–	–	–	–	–
4619	–	1	2	–	1	2	–	–	2	–	1	–	–	–	–	–	–	–
4622	6	7	10	6	7	10	6	6	7	–	1	3	–	–	–	–	–	–
4623	43	40	37	43	36	35	34	28	30	9	8	5	–	–	–	–	4	2

Capítulo 25 - Mato Grosso do Sul

25.1 - Quantidade de acidentes do trabalho, por situação do registro e motivo, segundo a Classificação Nacional de Atividades Econômicas (CNAE), no estado do Mato Grosso do Sul - 2014/2016

(continuação)

CNAE	QUANTIDADE DE ACIDENTES DO TRABALHO																	
	Total			Com CAT Registrada												Sem CAT Registrada		
				Total			Motivo											
							Típico			Trajeto			Doença do Trabalho					
	2014	2015	2016	2014	2015	2016	2014	2015	2016	2014	2015	2016	2014	2015	2016	2014	2015	2016
4631	2	1	1	2	1	1	2	1	1	–	–	–	–	–	–	–	–	–
4632	4	5	4	4	4	4	3	4	3	1	–	1	–	–	–	–	1	–
4633	9	7	4	9	7	4	6	3	3	3	2	1	–	2	–	–	–	–
4634	5	7	4	5	6	4	5	5	3	–	1	1	–	–	–	–	1	–
4635	33	31	31	33	30	28	25	22	16	7	8	12	1	–	–	–	1	3
4636	1	–	1	1	–	1	–	–	1	–	–	–	1	–	–	–	–	–
4637	7	5	6	7	5	6	1	2	3	6	3	3	–	–	–	–	–	–
4639	14	11	23	14	11	22	7	5	10	7	6	11	–	–	1	–	–	1
4642	1	–	–	1	–	–	–	–	–	1	–	–	–	–	–	–	–	–
4643	–	–	1	–	–	1	–	–	–	–	–	1	–	–	–	–	–	–
4644	6	6	1	6	6	1	2	5	–	4	1	1	–	–	–	–	–	–
4645	1	3	1	1	3	1	–	1	–	1	2	1	–	–	–	–	–	–
4646	–	2	–	–	2	–	–	1	–	–	1	–	–	–	–	–	–	–
4647	–	–	6	–	–	6	–	–	4	–	–	2	–	–	–	–	–	–
4649	2	6	7	2	5	7	2	3	3	–	2	4	–	–	–	–	1	–
4652	–	1	1	–	1	1	–	1	1	–	–	–	–	–	–	–	–	–
4661	16	12	13	16	12	11	14	9	9	2	3	2	–	–	–	–	–	2
4662	9	3	2	9	3	2	8	1	1	1	2	1	–	–	–	–	–	–
4663	–	4	4	–	3	4	–	2	3	–	1	1	–	–	–	–	1	–
4665	–	1	–	–	1	–	–	–	–	–	1	–	–	–	–	–	–	–
4669	1	4	3	1	3	1	1	1	1	–	1	–	–	1	–	–	1	2
4671	5	1	4	5	1	4	3	1	3	2	–	1	–	–	–	–	–	–
4672	2	–	7	2	–	7	1	–	5	1	–	2	–	–	–	–	–	–
4679	9	10	11	9	10	11	8	10	7	1	–	4	–	–	–	–	–	–
4681	11	8	8	11	7	8	8	3	3	3	4	5	–	–	–	–	1	–
4682	7	17	13	7	17	12	6	16	8	1	1	4	–	–	–	–	–	1
4683	10	2	3	10	2	3	8	2	3	2	–	–	–	–	–	–	–	–
4684	2	1	2	2	1	2	1	1	–	1	–	2	–	–	–	–	–	–
4685	–	–	2	–	–	2	–	–	2	–	–	–	–	–	–	–	–	–
4686	–	4	2	–	4	1	–	2	1	–	2	–	–	–	–	–	–	1
4687	13	18	4	13	9	3	12	7	3	1	2	–	–	–	–	–	9	1
4689	2	2	–	2	2	–	2	2	–	–	–	–	–	–	–	–	–	–
4691	4	2	7	4	2	7	4	1	2	–	1	5	–	–	–	–	–	–
4692	–	1	1	–	1	1	–	–	1	–	1	–	–	–	–	–	–	–
4693	22	6	8	22	6	6	17	6	4	5	–	2	–	–	–	–	–	2
4711	229	286	267	229	249	248	163	206	203	66	42	44	–	1	1	–	37	19
4712	20	30	22	20	28	20	15	16	15	4	12	4	1	–	1	–	2	2
4713	25	18	14	25	17	14	10	10	7	14	7	7	1	–	–	–	1	–
4721	24	13	17	24	13	17	18	7	13	6	6	4	–	–	–	–	–	–
4722	16	12	14	16	11	14	8	4	9	8	7	5	–	–	–	–	1	–
4723	6	5	6	6	5	6	3	1	4	3	4	2	–	–	–	–	–	–
4724	7	6	7	7	5	7	4	4	4	3	1	3	–	–	–	–	1	–
4729	33	32	24	33	29	23	26	21	11	6	8	12	1	–	–	–	3	1
4731	49	43	46	49	40	45	20	18	21	29	22	23	–	–	1	–	3	1
4732	–	–	1	–	–	1	–	–	1	–	–	–	–	–	–	–	–	–
4741	4	3	3	4	3	3	1	3	–	3	–	3	–	–	–	–	–	–
4742	11	12	14	11	12	14	9	7	4	2	5	10	–	–	–	–	–	–
4743	14	12	6	14	12	6	8	9	3	6	3	3	–	–	–	–	–	–
4744	108	108	111	108	104	104	80	73	68	27	30	32	1	1	4	–	4	7
4751	9	7	7	9	6	7	4	–	4	5	6	3	–	–	–	–	1	–
4752	9	6	11	9	4	11	3	2	7	6	2	4	–	–	–	–	2	–
4753	36	19	15	36	18	13	15	7	5	19	10	8	2	1	–	–	1	2
4754	16	13	20	16	11	19	10	6	11	6	5	8	–	–	–	–	2	1
4755	7	9	–	7	8	–	4	2	–	3	5	–	–	1	–	–	1	–
4756	–	1	1	–	1	1	–	–	–	–	1	1	–	–	–	–	–	–
4757	3	5	1	3	5	1	1	2	1	2	3	–	–	–	–	–	–	–
4759	9	7	11	9	7	11	6	7	7	3	–	4	–	–	–	–	–	–
4761	11	3	9	11	2	9	3	–	–	8	2	9	–	–	–	–	1	–
4763	5	8	5	5	7	5	1	5	1	4	2	4	–	–	–	–	1	–
4771	32	29	38	32	27	36	15	15	18	17	11	18	–	1	–	–	2	2
4772	5	1	2	5	1	2	3	–	1	2	1	1	–	–	–	–	–	–
4774	2	6	2	2	5	2	1	1	1	1	4	1	–	–	–	–	1	–
4781	34	35	31	34	34	31	17	15	15	17	19	16	–	–	–	–	1	–
4782	10	10	17	10	9	16	3	6	4	7	3	12	–	–	–	–	1	1
4783	2	1	1	2	1	1	–	–	–	2	1	1	–	–	–	–	–	–
4784	11	17	10	11	17	8	4	13	5	7	3	3	–	1	–	–	–	2
4789	53	53	50	53	49	49	32	25	27	21	21	21	–	3	1	–	4	1
4911	23	9	4	23	9	4	18	6	2	5	3	2	–	–	–	–	–	–
4921	14	11	15	14	8	13	5	5	8	9	3	5	–	–	–	–	3	2
4922	14	19	16	14	14	14	11	6	8	3	8	6	–	–	–	–	5	2
4923	2	–	3	2	–	3	2	–	3	–	–	–	–	–	–	–	–	–
4924	3	4	3	3	4	3	1	3	1	2	1	2	–	–	–	–	–	–
4929	6	8	8	6	6	8	5	3	8	1	3	–	–	–	–	–	2	–
4930	211	219	215	211	199	197	169	149	156	42	47	40	–	3	1	–	20	18
4940	2	–	1	2	–	1	2	–	1	–	–	–	–	–	–	–	–	–
5021	8	8	2	8	8	2	7	8	2	1	–	–	–	–	–	–	–	–
5022	–	–	1	–	–	1	–	–	1	–	–	–	–	–	–	–	–	–
5030	1	–	–	–	–	–	–	–	–	–	–	–	–	–	–	1	–	–
5099	–	1	2	–	1	2	–	1	2	–	–	–	–	–	–	–	–	–
5111	8	5	4	2	1	4	1	–	1	1	1	3	–	–	–	6	4	–

Capítulo 25 - Mato Grosso do Sul

25.1 - Quantidade de acidentes do trabalho, por situação do registro e motivo, segundo a Classificação Nacional de Atividades Econômicas (CNAE), no estado do Mato Grosso do Sul - 2014/2016

(continuação)

CNAE	QUANTIDADE DE ACIDENTES DO TRABALHO																	
	Total			Com CAT Registrada												Sem CAT Registrada		
				Total			Motivo											
							Típico			Trajeto			Doença do Trabalho					
	2014	2015	2016	2014	2015	2016	2014	2015	2016	2014	2015	2016	2014	2015	2016	2014	2015	2016
5120	–	1	3	–	1	3	–	1	3	–	–	–	–	–	–	–	–	–
5211	16	15	14	11	10	11	6	8	9	5	2	2	–	–	–	5	5	3
5212	7	2	9	4	1	9	4	–	5	–	1	4	–	–	–	3	1	–
5221	7	14	10	6	14	10	5	13	9	1	1	1	–	–	–	1	–	–
5222	–	2	2	–	2	2	–	2	1	–	–	1	–	–	–	–	–	–
5223	2	3	2	2	3	2	1	2	1	1	1	1	–	–	–	–	–	–
5229	3	–	4	3	–	4	2	–	2	1	–	2	–	–	–	–	–	–
5231	1	1	1	1	1	1	1	1	1	–	–	–	–	–	–	–	–	–
5240	9	6	4	9	6	4	4	5	4	5	1	–	–	–	–	–	–	–
5250	2	1	1	2	1	1	1	–	1	1	1	–	–	–	–	–	–	–
5310	142	119	108	142	118	108	110	88	85	26	23	17	6	7	6	–	1	–
5320	13	15	9	13	15	6	9	6	4	4	9	2	–	–	–	–	–	3
5510	30	32	28	30	29	27	17	17	15	13	12	12	–	–	–	–	3	1
5590	2	2	–	2	2	–	2	1	–	–	1	–	–	–	–	–	–	–
5611	90	113	96	90	104	92	61	56	53	27	46	38	2	2	1	–	9	4
5612	5	4	–	5	4	–	5	3	–	–	1	–	–	–	–	–	–	–
5620	57	45	46	57	39	42	43	26	26	14	13	16	–	–	–	–	6	4
5811	1	1	–	1	1	–	1	1	–	–	–	–	–	–	–	–	–	–
5812	1	–	1	1	–	1	1	–	1	–	–	–	–	–	–	–	–	–
5821	1	1	–	1	1	–	–	1	–	1	–	–	–	–	–	–	–	–
5822	2	3	–	2	3	–	1	3	–	1	–	–	–	–	–	–	–	–
5829	–	2	1	–	2	1	–	2	–	–	–	1	–	–	–	–	–	–
5911	1	–	2	1	–	2	–	–	1	1	–	1	–	–	–	–	–	–
5914	3	1	5	3	1	5	2	1	2	1	–	3	–	–	–	–	–	–
6010	–	3	1	–	3	1	–	–	–	–	3	1	–	–	–	–	–	–
6021	8	9	3	8	8	3	4	3	1	4	3	2	–	2	–	–	1	–
6110	6	9	12	6	9	10	4	7	7	2	2	3	–	–	–	–	–	2
6120	3	9	–	3	8	–	2	7	–	1	1	–	–	–	–	–	1	–
6141	5	–	–	5	–	–	2	–	–	3	–	–	–	–	–	–	–	–
6190	2	4	9	2	4	9	–	3	8	2	1	1	–	–	–	–	–	–
6201	12	8	2	1	5	2	–	2	–	1	3	2	–	–	–	11	3	–
6203	1	1	–	1	1	–	–	1	–	1	–	–	–	–	–	–	–	–
6204	1	2	6	1	2	6	–	1	3	1	1	3	–	–	–	–	–	–
6209	4	9	11	4	9	11	1	4	4	3	5	7	–	–	–	–	–	–
6311	–	1	3	–	1	2	–	1	2	–	–	–	–	–	–	–	–	1
6399	–	1	–	–	1	–	–	–	–	–	1	–	–	–	–	–	–	–
6421	3	2	4	3	2	4	1	–	4	–	1	–	2	1	–	–	–	–
6422	35	63	53	35	53	47	–	7	3	1	1	–	34	45	44	–	10	6
6423	2	3	1	2	3	1	–	2	1	1	–	–	1	1	–	–	–	–
6424	–	1	1	–	1	1	–	–	–	–	–	1	–	1	–	–	–	–
6436	1	2	–	1	1	–	–	–	–	–	1	–	1	–	–	–	1	–
6462	–	–	2	–	–	2	–	–	2	–	–	–	–	–	–	–	–	–
6463	–	1	1	–	1	1	–	1	1	–	–	–	–	–	–	–	–	–
6491	1	–	–	1	–	–	–	–	–	1	–	–	–	–	–	–	–	–
6493	–	1	–	–	1	–	–	–	–	–	1	–	–	–	–	–	–	–
6511	1	–	1	1	–	1	–	–	1	1	–	–	–	–	–	–	–	–
6550	14	9	21	14	9	20	12	3	9	2	6	11	–	–	–	–	–	1
6612	–	–	1	–	–	1	–	–	1	–	–	–	–	–	–	–	–	–
6613	3	–	–	3	–	–	–	–	–	3	–	–	–	–	–	–	–	–
6619	1	1	1	1	1	1	–	–	1	1	–	–	–	1	–	–	–	–
6621	–	1	–	–	–	–	–	–	–	–	–	–	–	–	–	–	1	–
6622	–	–	2	–	–	2	–	–	–	–	–	2	–	–	–	–	–	–
6629	–	1	–	–	1	–	–	–	–	–	1	–	–	–	–	–	–	–
6630	2	2	1	–	–	–	–	–	–	–	–	–	–	–	–	2	2	1
6810	5	6	3	5	6	3	2	6	2	3	–	1	–	–	–	–	–	–
6821	2	1	7	2	1	7	1	–	5	1	1	2	–	–	–	–	–	–
6822	3	4	4	3	4	4	1	2	2	2	2	2	–	–	–	–	–	–
6911	3	5	1	3	4	1	1	3	–	2	1	1	–	–	–	–	1	–
6912	2	2	1	2	2	1	1	2	–	1	–	1	–	–	–	–	–	–
6920	20	19	19	20	18	19	7	7	6	13	11	13	–	–	–	–	1	–
7020	5	12	1	5	12	1	3	4	1	2	8	–	–	–	–	–	–	–
7111	–	7	3	–	4	1	–	3	1	–	1	–	–	–	–	–	3	2
7112	35	34	48	35	28	48	24	20	34	10	8	14	1	–	–	–	6	–
7119	13	3	4	13	3	4	11	2	4	2	1	–	–	–	–	–	–	–
7120	1	3	2	1	3	2	–	2	–	1	1	2	–	–	–	–	–	–
7210	30	25	25	30	24	23	28	23	22	2	1	1	–	–	–	–	1	2
7311	3	1	2	3	1	2	1	–	2	1	1	–	1	–	–	–	–	–
7312	–	2	1	–	2	1	–	1	1	–	1	–	–	–	–	–	–	–
7319	6	7	4	6	6	3	2	4	1	4	2	2	–	–	–	–	1	1
7410	2	–	–	2	–	–	–	–	–	2	–	–	–	–	–	–	–	–
7420	1	–	1	–	–	1	–	–	–	–	–	1	–	–	–	1	–	–
7490	4	11	11	4	10	11	2	6	9	2	4	1	–	–	1	–	1	–
7500	2	–	–	2	–	–	1	–	–	1	–	–	–	–	–	–	–	–
7711	7	7	12	7	7	9	6	5	7	1	2	2	–	–	–	–	–	3
7721	–	–	1	–	–	1	–	–	1	–	–	–	–	–	–	–	–	–
7722	–	1	–	–	1	–	–	1	–	–	–	–	–	–	–	–	–	–
7723	–	4	2	–	3	2	–	1	1	–	2	1	–	–	–	–	1	–
7729	3	1	–	3	1	–	2	–	–	1	1	–	–	–	–	–	–	–
7731	2	1	2	2	1	2	1	1	2	1	–	–	–	–	–	–	–	–
7732	24	12	12	24	10	12	18	7	9	6	2	3	–	1	–	–	2	–

Capítulo 25 - Mato Grosso do Sul

25.1 - Quantidade de acidentes do trabalho, por situação do registro e motivo, segundo a Classificação Nacional de Atividades Econômicas (CNAE), no estado do Mato Grosso do Sul - 2014/2016

(conclusão)

CNAE	QUANTIDADE DE ACIDENTES DO TRABALHO																	
	Total			Com CAT Registrada												Sem CAT Registrada		
				Total			Motivo											
							Típico			Trajeto			Doença do Trabalho					
	2014	2015	2016	2014	2015	2016	2014	2015	2016	2014	2015	2016	2014	2015	2016	2014	2015	2016
7733	–	2	–	–	2	–	–	–	–	–	2	–	–	–	–	–	–	–
7739	4	10	9	4	10	8	2	8	7	2	2	1	–	–	–	–	–	1
7810	2	13	14	2	4	8	1	3	3	1	1	5	–	–	–	–	9	6
7820	14	12	11	14	9	8	8	–	–	6	9	8	–	–	–	–	3	3
7830	2	3	5	2	3	3	2	2	1	–	1	2	–	–	–	–	–	2
7911	4	3	2	4	3	2	–	1	1	4	2	1	–	–	–	–	–	–
7990	1	1	2	1	1	2	1	1	2	–	–	–	–	–	–	–	–	–
8011	19	28	23	19	22	20	2	10	3	17	12	17	–	–	–	–	6	3
8012	26	10	12	24	9	10	8	2	4	16	7	6	–	–	–	2	1	2
8020	13	13	9	13	11	7	6	5	3	7	6	4	–	–	–	–	2	2
8030	5	1	–	–	–	–	–	–	–	–	–	–	–	–	–	5	1	–
8111	6	2	9	6	2	8	3	1	3	3	1	5	–	–	–	–	–	1
8112	25	43	32	25	42	30	17	26	14	7	15	15	1	1	1	–	1	2
8121	36	43	45	36	27	37	18	11	14	18	16	23	–	–	–	–	16	8
8122	6	1	3	6	1	2	2	1	2	4	–	–	–	–	–	–	–	1
8129	19	23	26	19	22	21	12	14	16	7	8	5	–	–	–	–	1	5
8130	4	4	2	2	2	2	1	2	1	1	–	1	–	–	–	2	2	–
8211	11	10	13	11	8	13	8	2	10	3	6	3	–	–	–	–	2	–
8219	15	10	6	15	9	6	6	6	4	9	3	2	–	–	–	–	1	–
8220	95	95	73	95	94	73	23	20	19	68	74	54	4	–	–	–	1	–
8230	3	5	4	3	5	4	2	4	–	1	1	4	–	–	–	–	–	–
8291	10	10	6	9	9	4	7	5	2	2	2	2	–	2	–	1	1	2
8292	1	–	1	1	–	1	1	–	–	–	–	1	–	–	–	–	–	–
8299	45	21	42	45	17	37	27	10	25	16	6	12	2	1	–	–	4	5
8411	131	126	118	131	106	96	92	74	68	39	30	27	–	2	1	–	20	22
8412	2	3	–	2	2	–	2	2	–	–	–	–	–	–	–	–	1	–
8413	–	1	–	–	1	–	–	1	–	–	–	–	–	–	–	–	–	–
8422	2	2	2	2	2	2	2	2	–	–	–	2	–	–	–	–	–	–
8423	1	1	1	1	1	1	1	–	1	–	1	–	–	–	–	–	–	–
8511	89	114	84	25	33	35	19	23	22	6	10	13	–	–	–	64	81	49
8512	3	6	12	3	5	12	2	3	7	1	2	4	–	–	1	–	1	–
8513	11	51	42	9	11	8	2	6	3	7	5	5	–	–	–	2	40	34
8520	29	35	24	29	23	20	18	15	12	11	7	7	–	1	1	–	12	4
8531	7	6	4	5	4	3	4	2	1	1	1	2	–	1	–	2	2	1
8532	23	20	22	20	18	19	13	13	15	5	5	4	2	–	–	3	2	3
8533	24	18	18	24	18	18	17	14	13	7	4	5	–	–	–	–	–	–
8541	1	1	–	1	1	–	–	–	–	1	1	–	–	–	–	–	–	–
8542	–	–	1	–	–	1	–	–	1	–	–	–	–	–	–	–	–	–
8550	–	1	–	–	1	–	–	1	–	–	–	–	–	–	–	–	–	–
8593	1	1	1	1	1	1	–	1	–	1	–	1	–	–	–	–	–	–
8599	25	20	21	25	17	20	16	5	9	9	12	11	–	–	–	–	3	1
8610	785	780	790	785	725	758	635	622	654	146	103	102	4	–	2	–	55	32
8622	–	–	1	–	–	1	–	–	–	–	–	1	–	–	–	–	–	–
8630	37	18	16	37	16	16	21	10	5	16	6	11	–	–	–	–	2	–
8640	63	107	93	63	105	91	43	77	71	19	28	19	1	–	1	–	2	2
8650	25	24	40	25	24	40	19	22	39	6	2	1	–	–	–	–	–	–
8660	10	77	82	10	77	82	8	72	80	2	5	2	–	–	–	–	–	–
8690	21	19	56	21	19	56	17	15	43	4	4	10	–	–	3	–	–	–
8711	2	5	–	2	5	–	1	4	–	1	1	–	–	–	–	–	–	–
8712	1	1	1	1	1	1	1	–	1	–	1	–	–	–	–	–	–	–
8720	–	1	–	–	1	–	–	1	–	–	–	–	–	–	–	–	–	–
8800	20	25	13	20	23	13	15	15	8	5	8	5	–	–	–	–	2	–
9002	1	–	–	1	–	–	1	–	–	–	–	–	–	–	–	–	–	–
9003	1	–	–	1	–	–	1	–	–	–	–	–	–	–	–	–	–	–
9311	–	1	–	–	1	–	–	1	–	–	–	–	–	–	–	–	–	–
9312	7	2	3	7	2	3	7	2	2	–	–	1	–	–	–	–	–	–
9313	2	4	3	2	4	3	1	3	1	1	1	2	–	–	–	–	–	–
9319	2	2	1	2	2	1	2	2	1	–	–	–	–	–	–	–	–	–
9321	1	1	–	1	1	–	1	1	–	–	–	–	–	–	–	–	–	–
9329	2	1	5	2	1	5	2	–	5	–	1	–	–	–	–	–	–	–
9411	14	–	2	14	–	2	3	–	2	11	–	–	–	–	–	–	–	–
9412	4	5	1	4	5	1	–	1	–	4	4	1	–	–	–	–	–	–
9420	7	7	8	7	7	8	3	2	1	4	4	7	–	1	–	–	–	–
9430	25	39	40	25	31	27	20	22	14	5	9	13	–	–	–	–	8	13
9491	6	4	5	6	3	5	5	3	2	–	–	3	1	–	–	–	1	–
9493	1	–	–	1	–	–	1	–	–	–	–	–	–	–	–	–	–	–
9499	4	8	3	4	8	3	2	6	2	2	2	1	–	–	–	–	–	–
9511	8	3	5	8	3	5	1	–	1	7	3	4	–	–	–	–	–	–
9512	1	–	3	1	–	3	1	–	1	–	–	2	–	–	–	–	–	–
9521	5	–	1	5	–	1	4	–	1	1	–	–	–	–	–	–	–	–
9529	2	5	3	2	5	3	1	2	3	1	3	–	–	–	–	–	–	–
9601	3	4	4	3	4	3	1	3	3	2	1	–	–	–	–	–	–	1
9602	2	7	2	2	5	2	–	2	1	2	3	1	–	–	–	–	2	–
9603	13	16	20	13	16	18	8	7	11	5	9	7	–	–	–	–	–	2
9609	–	1	1	–	1	1	–	1	–	–	–	1	–	–	–	–	–	–
9700	2	2	4	2	2	4	1	–	3	1	2	1	–	–	–	–	–	–
9900	1	–	–	–	–	–	–	–	–	–	–	–	–	–	–	1	–	–
Ignorado	2.028	1.240	1.112	117	140	171	107	130	158	10	8	12	–	2	1	1.911	1.100	941

Fonte: DATAPREV, CAT, SUB.

Nota: Os dados são preliminares, estando sujeitos a correções.

Capítulo 25 - Mato Grosso do Sul

25.2 - Quantidade de acidentes do trabalho, por situação do registro e motivo, segundo os grupos de idade e sexo, no estado do Mato Grosso do Sul - 2014/2016

GRUPOS DE IDADE E SEXO	QUANTIDADE DE ACIDENTES DO TRABALHO																	
	Total			Com CAT Registrada												Sem CAT Registrada		
				Total			Motivo											
							Típico			Trajeto			Doença do Trabalho					
	2014	2015	2016	2014	2015	2016	2014	2015	2016	2014	2015	2016	2014	2015	2016	2014	2015	2016
TOTAL	**10.973**	**9.930**	**9.546**	**8.524**	**7.933**	**8.015**	**6.489**	**6.158**	**6.278**	**1.829**	**1.571**	**1.585**	**206**	**204**	**152**	**2.449**	**1.997**	**1.531**
Masculino	**7.629**	**6.848**	**6.788**	**6.053**	**5.540**	**5.773**	**4.838**	**4.510**	**4.701**	**1.124**	**929**	**988**	**91**	**101**	**84**	**1.576**	**1.308**	**1.015**
Feminino	**3.344**	**3.082**	**2.756**	**2.471**	**2.393**	**2.240**	**1.651**	**1.648**	**1.575**	**705**	**642**	**597**	**115**	**103**	**68**	**873**	**689**	**516**
Ignorado	**–**	**–**	**2**	**–**	**–**	**2**	**–**	**–**	**2**	**–**	**–**	**–**	**–**	**–**	**–**	**–**	**–**	**–**
Até 19 anos	383	349	227	335	296	201	250	233	149	83	62	51	2	1	1	48	53	26
Masculino	300	257	174	263	219	153	206	175	118	56	43	34	1	1	1	37	38	21
Feminino	83	92	53	72	77	48	44	58	31	27	19	17	1	–	–	11	15	5
Ignorado	–	–	–	–	–	–	–	–	–	–	–	–	–	–	–	–	–	–
20 a 24 anos	1.737	1.513	1.534	1.472	1.299	1.384	1.104	986	1.030	356	303	347	12	10	7	265	214	150
Masculino	1.251	1.086	1.179	1.074	945	1.073	851	771	839	217	171	232	6	3	2	177	141	106
Feminino	486	427	354	398	354	310	253	215	190	139	132	115	6	7	5	88	73	44
Ignorado	–	–	1	–	–	1	–	–	1	–	–	–	–	–	–	–	–	–
25 a 29 anos	1.882	1.660	1.682	1.568	1.426	1.474	1.187	1.084	1.128	366	312	328	15	30	18	314	234	208
Masculino	1.312	1.146	1.203	1.117	999	1.061	890	815	853	218	171	200	9	13	8	195	147	142
Feminino	570	514	478	451	427	412	297	269	274	148	141	128	6	17	10	119	87	66
Ignorado	–	–	1	–	–	1	–	–	1	–	–	–	–	–	–	–	–	–
30 a 34 anos	1.827	1.693	1.576	1.457	1.399	1.360	1.101	1.088	1.091	316	278	245	40	33	24	370	294	216
Masculino	1.239	1.153	1.091	1.009	958	968	812	792	812	186	149	146	11	17	10	230	195	123
Feminino	588	540	485	448	441	392	289	296	279	130	129	99	29	16	14	140	99	93
Ignorado	–	–	–	–	–	–	–	–	–	–	–	–	–	–	–	–	–	–
35 a 39 anos	1.518	1.395	1.426	1.180	1.120	1.203	909	875	963	225	207	209	46	38	31	338	275	223
Masculino	1.026	935	966	817	762	834	653	620	695	141	124	124	23	18	15	209	173	132
Feminino	492	460	460	363	358	369	256	255	268	84	83	85	23	20	16	129	102	91
Ignorado	–	–	–	–	–	–	–	–	–	–	–	–	–	–	–	–	–	–
40 a 44 anos	1.200	1.062	1.052	898	820	874	674	637	710	195	153	142	29	30	22	302	242	178
Masculino	771	670	694	585	526	585	462	420	487	113	97	84	10	9	14	186	144	109
Feminino	429	392	358	313	294	289	212	217	223	82	56	58	19	21	8	116	98	69
Ignorado	–	–	–	–	–	–	–	–	–	–	–	–	–	–	–	–	–	–
45 a 49 anos	970	839	785	691	611	608	526	502	482	132	80	106	33	29	20	279	228	177
Masculino	655	558	530	484	408	409	385	343	334	84	49	63	15	16	12	171	150	121
Feminino	315	281	255	207	203	199	141	159	148	48	31	43	18	13	8	108	78	56
Ignorado	–	–	–	–	–	–	–	–	–	–	–	–	–	–	–	–	–	–
50 a 54 anos	746	713	617	491	492	455	396	381	357	76	89	74	19	22	24	255	221	162
Masculino	518	502	427	349	356	328	297	282	266	45	58	44	7	16	18	169	146	99
Feminino	228	211	190	142	136	127	99	99	91	31	31	30	12	6	6	86	75	63
Ignorado	–	–	–	–	–	–	–	–	–	–	–	–	–	–	–	–	–	–
55 a 59 anos	473	473	393	293	298	273	228	235	221	55	56	47	10	7	5	180	175	120
Masculino	357	346	305	237	220	206	185	173	167	43	42	35	9	5	4	120	126	99
Feminino	116	127	88	56	78	67	43	62	54	12	14	12	1	2	1	60	49	21
Ignorado	–	–	–	–	–	–	–	–	–	–	–	–	–	–	–	–	–	–
60 a 64 anos	193	180	199	106	130	143	86	105	111	20	22	32	–	3	–	87	50	56
Masculino	163	153	170	91	111	119	75	92	96	16	17	23	–	2	–	72	42	51
Feminino	30	27	29	15	19	24	11	13	15	4	5	9	–	1	–	15	8	5
Ignorado	–	–	–	–	–	–	–	–	–	–	–	–	–	–	–	–	–	–
65 a 69 anos	39	43	49	28	33	35	23	26	31	5	6	4	–	1	–	11	10	14
Masculino	33	35	43	23	29	32	18	22	29	5	6	3	–	1	–	10	6	11
Feminino	6	8	6	5	4	3	5	4	2	–	–	1	–	–	–	1	4	3
Ignorado	–	–	–	–	–	–	–	–	–	–	–	–	–	–	–	–	–	–
70 anos e mais	4	9	6	4	8	5	4	5	5	–	3	–	–	–	–	–	1	1
Masculino	4	7	6	4	7	5	4	5	5	–	2	–	–	–	–	–	–	1
Feminino	–	2	–	–	1	–	–	–	–	–	1	–	–	–	–	–	1	–
Ignorado	–	–	–	–	–	–	–	–	–	–	–	–	–	–	–	–	–	–
Ignorada	1	1	–	1	1	–	1	1	–	–	–	–	–	–	–	–	–	–
Masculino	–	–	–	–	–	–	–	–	–	–	–	–	–	–	–	–	–	–
Feminino	1	1	–	1	1	–	1	1	–	–	–	–	–	–	–	–	–	–
Ignorado	–	–	–	–	–	–	–	–	–	–	–	–	–	–	–	–	–	–

Fonte: DATAPREV, CAT, SUB.
Nota: Os dados são preliminares, estando sujeitos a correções.

Capítulo 25 - Mato Grosso Do Sul

25.3 - Quantidade mensal de acidentes do trabalho, por situação do registro e motivo, no estado do Mato Grosso do Sul - 2014/2016

MESES	QUANTIDADE DE ACIDENTES DO TRABALHO																	
	Total			Com CAT Registrada												Sem CAT Registrada		
				Total			Motivo											
							Típico			Trajeto			Doença do Trabalho					
	2014	2015	2016	2014	2015	2016	2014	2015	2016	2014	2015	2016	2014	2015	2016	2014	2015	2016
TOTAL	**10.973**	**9.930**	**9.546**	**8.524**	**7.933**	**8.015**	**6.489**	**6.158**	**6.278**	**1.829**	**1.571**	**1.585**	**206**	**204**	**152**	**2.449**	**1.997**	**1.531**
Janeiro	885	816	753	677	645	623	535	512	493	131	110	121	11	23	9	208	171	130
Fevereiro	900	763	734	673	581	586	514	467	462	145	100	111	14	14	13	227	182	148
Março	941	876	930	726	698	752	532	524	587	183	156	151	11	18	14	215	178	178
Abril	896	775	863	679	642	713	511	526	572	153	100	125	15	16	16	217	133	150
Maio	1.019	815	776	773	657	630	592	520	461	167	126	162	14	11	7	246	158	146
Junho	839	822	835	653	684	684	511	497	536	129	173	133	13	14	15	186	138	151
Julho	976	891	870	755	699	747	565	521	575	168	157	160	22	21	12	221	192	123
Agosto	1.032	908	900	799	705	781	611	550	604	167	134	157	21	21	20	233	203	119
Setembro	979	785	767	786	633	654	598	481	522	165	133	123	23	19	9	193	152	113
Outubro	1.022	863	722	827	686	617	622	533	501	182	134	105	23	19	11	195	177	105
Novembro	827	834	753	655	663	658	505	529	534	132	123	109	18	11	15	172	171	95
Dezembro	657	782	643	521	640	570	393	498	431	107	125	128	21	17	11	136	142	73

Fonte: DATAPREV, CAT, SUB.
Nota: Os dados são preliminares, estando sujeitos a correções.

DISTRIBUIÇÃO DE ACIDENTES DO TRABALHO, POR MOTIVO, NO ESTADO DO MATO GROSSO DO SUL - 2016

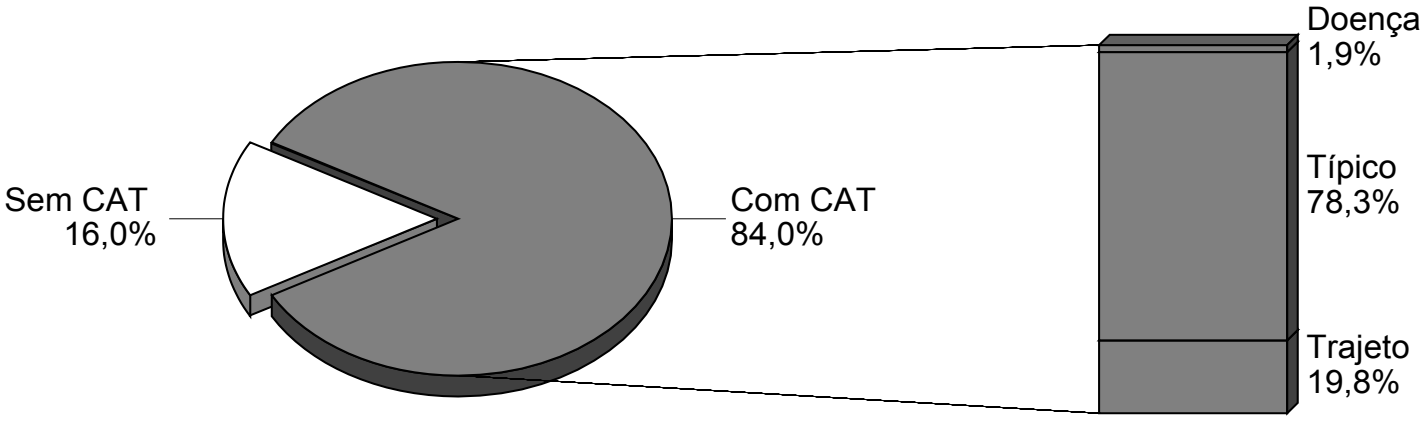

Fonte: DATAPREV, CAT, SUB.

Capítulo 26 - Mato Grosso

26.1 - Quantidade de acidentes do trabalho, por situação do registro e motivo, segundo a Classificação Nacional de Atividades Econômicas (CNAE), no estado do Mato Grosso - 2014/2016

(continua)

CNAE	QUANTIDADE DE ACIDENTES DO TRABALHO																	
	Total			Com CAT Registrada												Sem CAT Registrada		
				Total			Motivo											
							Típico			Trajeto			Doença do Trabalho					
	2014	2015	2016	2014	2015	2016	2014	2015	2016	2014	2015	2016	2014	2015	2016	2014	2015	2016
TOTAL	**13.895**	**12.435**	**11.807**	**11.067**	**10.078**	**9.580**	**8.814**	**8.051**	**7.470**	**2.111**	**1.896**	**1.915**	**142**	**131**	**195**	**2.828**	**2.357**	**2.227**
0111	102	59	27	85	48	21	81	45	20	4	3	1	–	–	–	17	11	6
0112	231	117	107	82	63	69	76	58	67	6	5	2	–	–	–	149	54	38
0113	26	45	45	26	40	43	22	34	40	4	6	3	–	–	–	–	5	2
0115	694	660	838	694	649	821	613	602	745	75	47	72	6	–	4	–	11	17
0116	16	5	2	16	5	2	16	5	2	–	–	–	–	–	–	–	–	–
0119	12	5	9	12	5	9	11	5	8	1	–	1	–	–	–	–	–	–
0121	31	33	43	–	2	2	–	1	–	–	1	2	–	–	–	31	31	41
0122	–	–	1	–	–	1	–	–	1	–	–	–	–	–	–	–	–	–
0132	1	–	–	1	–	–	1	–	–	–	–	–	–	–	–	–	–	–
0133	2	1	1	2	1	1	2	1	–	–	–	1	–	–	–	–	–	–
0134	6	–	–	–	–	–	–	–	–	–	–	–	–	–	–	6	–	–
0139	11	10	2	8	8	2	7	4	1	1	4	1	–	–	–	3	2	–
0141	174	218	323	174	217	323	151	191	295	23	25	27	–	1	1	–	1	–
0142	–	–	1	–	–	1	–	–	1	–	–	–	–	–	–	–	–	–
0151	355	342	364	355	336	355	320	303	324	34	33	31	1	–	–	–	6	9
0152	–	–	2	–	–	2	–	–	2	–	–	–	–	–	–	–	–	–
0153	1	–	–	1	–	–	1	–	–	–	–	–	–	–	–	–	–	–
0154	22	21	20	22	20	18	20	19	15	2	–	1	–	1	2	–	1	2
0155	41	21	15	41	20	13	29	18	11	12	2	2	–	–	–	–	1	2
0159	2	3	1	2	3	–	1	3	–	1	–	–	–	–	–	–	–	1
0161	79	200	55	79	197	54	70	181	46	7	14	8	2	2	–	–	3	1
0162	17	20	20	17	19	17	14	17	15	3	2	2	–	–	–	–	1	3
0163	11	10	3	11	10	3	5	7	1	6	3	2	–	–	–	–	–	–
0210	34	27	31	34	26	31	31	25	28	3	1	3	–	–	–	–	1	–
0220	36	20	18	36	18	15	31	16	13	4	2	2	1	–	–	–	2	3
0230	28	20	9	28	18	9	24	16	9	4	2	–	–	–	–	–	2	–
0322	4	5	4	4	5	4	3	2	4	1	3	–	–	–	–	–	–	–
0600	2	–	–	2	–	–	2	–	–	–	–	–	–	–	–	–	–	–
0723	1	1	–	1	1	–	1	–	–	–	1	–	–	–	–	–	–	–
0724	34	22	24	34	20	23	28	15	20	6	5	2	–	–	1	–	2	1
0729	–	1	–	–	1	–	–	–	–	–	1	–	–	–	–	–	–	–
0810	32	34	29	32	33	29	27	30	22	5	3	7	–	–	–	–	1	–
0891	20	17	19	20	17	19	17	15	18	1	2	1	2	–	–	–	–	–
0899	22	16	7	22	16	6	20	14	5	2	2	1	–	–	–	–	–	1
0910	3	1	1	3	1	1	2	1	1	1	–	–	–	–	–	–	–	–
1011	1.129	1.016	1.072	1.129	959	1.011	1.006	829	867	96	97	104	27	33	40	–	57	61
1012	596	489	496	580	466	479	543	436	403	28	25	23	9	5	53	16	23	17
1013	31	23	23	31	21	19	29	20	18	2	1	1	–	–	–	–	2	4
1020	–	1	3	–	1	3	–	1	3	–	–	–	–	–	–	–	–	–
1031	1	1	5	1	1	4	1	–	2	–	1	2	–	–	–	–	–	1
1033	–	–	2	–	–	2	–	–	–	–	–	2	–	–	–	–	–	–
1041	67	46	44	67	42	41	61	34	33	5	7	8	1	1	–	–	4	3
1042	19	20	25	19	18	23	11	9	9	8	9	13	–	–	1	–	2	2
1051	2	–	2	2	–	2	2	–	2	–	–	–	–	–	–	–	–	–
1052	37	59	54	37	56	50	24	46	34	13	9	16	–	1	–	–	3	4
1053	3	1	4	3	1	3	1	–	–	2	1	3	–	–	–	–	–	1
1061	14	12	20	14	11	18	14	5	16	–	6	2	–	–	–	–	1	2
1062	6	2	–	6	2	–	2	2	–	4	–	–	–	–	–	–	–	–
1065	–	3	–	–	3	–	–	3	–	–	–	–	–	–	–	–	–	–
1066	39	42	56	39	41	53	34	36	43	3	5	10	2	–	–	–	1	3
1069	9	27	9	9	26	9	7	23	6	2	3	3	–	–	–	–	1	–
1071	12	62	45	12	62	45	12	62	45	–	–	–	–	–	–	–	–	–
1081	5	6	6	5	5	6	2	2	4	3	3	2	–	–	–	–	1	–
1091	42	31	33	42	30	32	27	22	23	13	7	8	2	1	1	–	1	1
1093	–	1	1	–	1	1	–	1	1	–	–	–	–	–	–	–	–	–
1094	–	1	1	–	1	1	–	1	1	–	–	–	–	–	–	–	–	–
1095	5	2	4	5	1	4	5	–	4	–	1	–	–	–	–	–	1	–
1096	2	–	–	2	–	–	2	–	–	–	–	–	–	–	–	–	–	–
1099	12	5	12	12	5	9	8	4	6	4	1	3	–	–	–	–	–	3
1111	4	3	3	1	3	3	–	2	1	1	1	2	–	–	–	3	–	–
1112	1	–	–	1	–	–	1	–	–	–	–	–	–	–	–	–	–	–
1113	37	34	25	36	31	22	28	17	13	8	14	9	–	–	–	1	3	3
1121	15	25	21	12	24	21	11	21	20	1	3	–	–	–	1	3	1	–
1122	58	43	31	58	43	31	42	28	21	16	15	10	–	–	–	–	–	–
1311	34	34	25	34	32	25	31	31	24	3	1	1	–	–	–	–	2	–
1321	9	–	1	9	–	1	5	–	1	4	–	–	–	–	–	–	–	–
1351	1	–	–	1	–	–	1	–	–	–	–	–	–	–	–	–	–	–
1352	3	1	1	3	1	1	2	–	–	1	1	1	–	–	–	–	–	–
1359	5	1	–	5	1	–	5	1	–	–	–	–	–	–	–	–	–	–
1411	–	2	1	–	2	1	–	–	–	–	2	1	–	–	–	–	–	–
1412	4	4	1	4	4	1	–	1	1	4	3	–	–	–	–	–	–	–
1413	7	–	1	7	–	1	4	–	–	3	–	1	–	–	–	–	–	–
1414	1	6	8	1	5	6	1	3	6	–	2	–	–	–	–	–	1	2
1421	–	–	1	–	–	1	–	–	1	–	–	–	–	–	–	–	–	–

Capítulo 26 - Mato Grosso

26.1 - Quantidade de acidentes do trabalho, por situação do registro e motivo, segundo a Classificação Nacional de Atividades Econômicas (CNAE), no estado do Mato Grosso - 2014/2016

(continuação)

CNAE	QUANTIDADE DE ACIDENTES DO TRABALHO																	
	Total			Com CAT Registrada												Sem CAT Registrada		
				Total			Motivo											
							Típico			Trajeto			Doença do Trabalho					
	2014	2015	2016	2014	2015	2016	2014	2015	2016	2014	2015	2016	2014	2015	2016	2014	2015	2016
1422	–	2	1	–	2	1	–	1	–	–	1	1	–	–	–	–	–	–
1510	69	63	58	69	58	52	62	45	48	6	12	4	1	1	–	–	5	6
1521	–	–	1	–	–	1	–	–	–	–	–	–	–	–	1	–	–	–
1531	1	–	–	–	–	–	–	–	–	–	–	–	–	–	–	1	–	–
1539	1	–	–	1	–	–	1	–	–	–	–	–	–	–	–	–	–	–
1610	270	225	221	261	209	200	231	186	173	27	21	25	3	2	2	9	16	21
1621	26	21	18	26	17	13	23	15	12	3	2	1	–	–	–	–	4	5
1622	9	20	12	9	16	10	8	16	8	1	–	2	–	–	–	–	4	2
1629	10	5	1	10	5	1	9	4	1	1	1	–	–	–	–	–	–	–
1721	1	–	–	–	–	–	–	–	–	–	–	–	–	–	–	1	–	–
1731	–	1	–	–	1	–	–	1	–	–	–	–	–	–	–	–	–	–
1733	–	1	–	–	1	–	–	–	–	–	1	–	–	–	–	–	–	–
1741	1	1	–	–	1	–	–	–	–	–	1	–	–	–	–	1	–	–
1742	–	2	–	–	2	–	–	2	–	–	–	–	–	–	–	–	–	–
1749	1	–	–	1	–	–	–	–	–	1	–	–	–	–	–	–	–	–
1811	1	3	4	1	3	4	–	2	2	1	1	2	–	–	–	–	–	–
1812	4	1	–	–	–	–	–	–	–	–	–	–	–	–	–	4	1	–
1813	13	7	9	13	6	9	10	2	8	3	3	1	–	1	–	–	1	–
1821	1	–	–	1	–	–	1	–	–	–	–	–	–	–	–	–	–	–
1910	1	–	–	–	–	–	–	–	–	–	–	–	–	–	–	1	–	–
1921	1	–	–	1	–	–	–	–	–	1	–	–	–	–	–	–	–	–
1931	144	93	73	144	89	71	143	88	67	1	1	4	–	–	–	–	4	2
1932	12	8	4	10	8	4	8	7	4	2	1	–	–	–	–	2	–	–
2013	49	59	50	49	59	49	30	47	36	19	12	13	–	–	–	–	–	1
2014	–	–	1	–	–	1	–	–	–	–	–	1	–	–	–	–	–	–
2021	2	1	–	–	–	–	–	–	–	–	–	–	–	–	–	2	1	–
2022	2	–	–	–	–	–	–	–	–	–	–	–	–	–	–	2	–	–
2029	3	–	1	2	–	1	1	–	1	1	–	–	–	–	–	1	–	–
2040	1	1	–	–	–	–	–	–	–	–	–	–	–	–	–	1	1	–
2061	5	–	4	5	–	4	5	–	1	–	–	3	–	–	–	–	–	–
2062	3	–	2	3	–	2	2	–	1	1	–	1	–	–	–	–	–	–
2063	–	–	1	–	–	–	–	–	–	–	–	–	–	–	–	–	–	1
2071	5	7	6	5	6	5	4	3	5	1	3	–	–	–	–	–	1	1
2091	–	1	–	–	–	–	–	–	–	–	–	–	–	–	–	–	1	–
2093	–	–	2	–	–	2	–	–	1	–	–	1	–	–	–	–	–	–
2099	3	–	2	3	–	2	2	–	1	1	–	1	–	–	–	–	–	–
2121	–	–	2	–	–	2	–	–	1	–	–	1	–	–	–	–	–	–
2122	1	1	–	1	1	–	1	1	–	–	–	–	–	–	–	–	–	–
2212	15	17	11	15	17	11	11	15	10	4	2	1	–	–	–	–	–	–
2219	27	35	24	6	7	7	6	6	4	–	1	3	–	–	–	21	28	17
2221	9	11	6	9	11	4	6	8	4	3	3	–	–	–	–	–	–	2
2222	8	13	12	8	8	8	4	4	2	4	4	6	–	–	–	–	5	4
2223	–	2	3	–	1	2	–	1	2	–	–	–	–	–	–	–	1	1
2229	9	2	7	9	2	6	8	2	6	1	–	–	–	–	–	–	–	1
2311	14	26	22	14	25	19	14	23	16	–	2	3	–	–	–	–	1	3
2320	11	4	5	10	4	5	10	2	5	–	1	–	–	1	–	1	–	–
2330	75	57	44	75	50	38	62	41	29	13	8	9	–	1	–	–	7	6
2341	2	3	–	2	3	–	2	1	–	–	2	–	–	–	–	–	–	–
2342	44	39	30	44	37	28	42	26	23	2	11	5	–	–	–	–	2	2
2349	1	1	1	1	1	1	1	–	1	–	1	–	–	–	–	–	–	–
2391	3	5	4	3	5	4	3	4	3	–	1	1	–	–	–	–	–	–
2392	–	1	–	–	1	–	–	–	–	–	1	–	–	–	–	–	–	–
2399	1	1	1	1	1	1	1	1	1	–	–	–	–	–	–	–	–	–
2422	27	25	20	27	25	20	23	18	19	4	7	1	–	–	–	–	–	–
2424	6	9	4	6	8	3	5	7	2	1	1	1	–	–	–	–	1	1
2441	4	8	–	4	8	–	3	6	–	1	2	–	–	–	–	–	–	–
2449	–	–	1	–	–	1	–	–	1	–	–	–	–	–	–	–	–	–
2451	4	1	2	4	1	2	4	1	2	–	–	–	–	–	–	–	–	–
2452	1	1	1	–	–	1	–	–	–	–	–	1	–	–	–	1	1	–
2511	64	41	39	63	38	38	56	32	30	6	6	7	1	–	1	1	3	1
2512	14	9	9	13	6	9	11	5	8	2	1	1	–	–	–	1	3	–
2521	–	1	–	–	1	–	–	–	–	–	1	–	–	–	–	–	–	–
2522	1	–	–	–	–	–	–	–	–	–	–	–	–	–	–	1	–	–
2531	–	–	1	–	–	1	–	–	–	–	–	1	–	–	–	–	–	–
2532	3	3	–	3	3	–	3	1	–	–	2	–	–	–	–	–	–	–
2539	12	13	14	12	13	12	9	9	8	2	4	4	1	–	–	–	–	2
2542	3	2	4	3	2	4	2	1	3	–	1	1	1	–	–	–	–	–
2543	2	1	–	2	1	–	–	1	–	2	–	–	–	–	–	–	–	–
2591	1	2	–	1	2	–	1	2	–	–	–	–	–	–	–	–	–	–
2592	1	–	5	1	–	5	1	–	5	–	–	–	–	–	–	–	–	–
2593	1	3	1	1	3	1	1	3	–	–	–	1	–	–	–	–	–	–
2599	5	12	16	5	11	15	5	8	13	–	3	2	–	–	–	–	1	1
2651	–	1	–	–	1	–	–	1	–	–	–	–	–	–	–	–	–	–
2710	5	6	10	5	6	10	4	4	9	1	2	1	–	–	–	–	–	–
2722	2	2	–	–	1	–	–	1	–	–	–	–	–	–	–	2	1	–
2731	2	2	1	1	2	1	1	1	1	–	1	–	–	–	–	1	–	–
2751	–	1	–	–	–	–	–	–	–	–	–	–	–	–	–	–	1	–
2790	2	2	1	2	2	1	1	2	1	1	–	–	–	–	–	–	–	–

Capítulo 26 - Mato Grosso

26.1 - Quantidade de acidentes do trabalho, por situação do registro e motivo, segundo a Classificação Nacional de Atividades Econômicas (CNAE), no estado do Mato Grosso - 2014/2016

(continuação)

CNAE	QUANTIDADE DE ACIDENTES DO TRABALHO																	
	Total			Com CAT Registrada												Sem CAT Registrada		
				Total			Motivo											
							Típico			Trajeto			Doença do Trabalho					
	2014	2015	2016	2014	2015	2016	2014	2015	2016	2014	2015	2016	2014	2015	2016	2014	2015	2016
2811	2	3	2	2	1	2	2	1	2	–	–	–	–	–	–	–	2	–
2821	2	–	–	2	–	–	2	–	–	–	–	–	–	–	–	–	–	–
2822	1	–	1	1	–	1	–	–	–	1	–	1	–	–	–	–	–	–
2823	4	–	4	4	–	4	2	–	3	2	–	1	–	–	–	–	–	–
2824	2	–	–	2	–	–	1	–	–	1	–	–	–	–	–	–	–	–
2825	2	–	–	2	–	–	2	–	–	–	–	–	–	–	–	–	–	–
2829	9	5	1	9	5	1	8	5	1	1	–	–	–	–	–	–	–	–
2831	–	–	1	–	–	1	–	–	1	–	–	–	–	–	–	–	–	–
2833	33	41	25	31	41	24	24	39	21	7	2	3	–	–	–	2	–	1
2840	1	–	2	1	–	2	–	–	2	1	–	–	–	–	–	–	–	–
2852	1	–	–	1	–	–	1	–	–	–	–	–	–	–	–	–	–	–
2862	1	–	–	1	–	–	1	–	–	–	–	–	–	–	–	–	–	–
2869	5	3	2	5	3	2	3	1	2	2	2	–	–	–	–	–	–	–
2920	1	1	1	–	–	–	–	–	–	–	–	–	–	–	–	1	1	1
2930	9	3	10	9	2	10	8	2	6	1	–	4	–	–	–	–	1	–
2941	1	–	–	1	–	–	1	–	–	–	–	–	–	–	–	–	–	–
2949	7	5	1	7	4	–	1	2	–	6	2	–	–	–	–	–	1	1
2950	2	2	2	2	2	2	1	2	1	1	–	1	–	–	–	–	–	–
3012	–	3	1	–	3	1	–	1	–	–	2	1	–	–	–	–	–	–
3101	35	50	42	35	48	41	28	37	28	6	9	13	1	2	–	–	2	1
3102	6	5	4	6	5	2	3	5	2	2	–	–	1	–	–	–	–	2
3103	1	1	–	1	1	–	1	1	–	–	–	–	–	–	–	–	–	–
3104	10	10	9	10	10	9	6	5	6	4	5	3	–	–	–	–	–	–
3230	3	8	1	–	–	–	–	–	–	–	–	–	–	–	–	3	8	1
3240	1	–	–	1	–	–	–	–	–	1	–	–	–	–	–	–	–	–
3250	–	1	–	–	1	–	–	–	–	–	1	–	–	–	–	–	–	–
3291	9	1	–	–	–	–	–	–	–	–	–	–	–	–	–	9	1	–
3299	8	3	5	8	3	5	8	–	5	–	3	–	–	–	–	–	–	–
3311	–	1	–	–	1	–	–	1	–	–	–	–	–	–	–	–	–	–
3312	9	1	–	9	1	–	7	1	–	2	–	–	–	–	–	–	–	–
3313	–	3	1	–	3	1	–	1	1	–	2	–	–	–	–	–	–	–
3314	20	12	15	20	12	14	17	11	11	3	–	3	–	1	–	–	–	1
3316	–	–	1	–	–	1	–	–	1	–	–	–	–	–	–	–	–	–
3319	1	–	1	1	–	1	–	–	–	1	–	1	–	–	–	–	–	–
3321	6	5	5	6	5	4	4	2	3	2	3	1	–	–	–	–	–	1
3329	1	–	–	1	–	–	1	–	–	–	–	–	–	–	–	–	–	–
3511	38	45	52	38	44	52	32	36	43	6	5	8	–	3	1	–	1	–
3512	4	3	3	4	3	3	4	2	2	–	1	1	–	–	–	–	–	–
3513	1	1	–	1	1	–	–	–	–	1	1	–	–	–	–	–	–	–
3514	33	37	43	33	37	43	27	32	34	6	5	9	–	–	–	–	–	–
3520	1	–	–	1	–	–	1	–	–	–	–	–	–	–	–	–	–	–
3600	44	53	31	44	50	31	41	43	30	3	7	1	–	–	–	–	3	–
3702	11	6	4	11	6	1	6	3	1	5	3	–	–	–	–	–	–	3
3811	50	74	62	50	66	54	44	44	44	6	9	10	–	13	–	–	8	8
3812	1	1	1	1	1	1	–	1	1	1	–	–	–	–	–	–	–	–
3831	–	–	1	–	–	1	–	–	1	–	–	–	–	–	–	–	–	–
3832	14	4	3	14	4	3	10	3	1	4	1	2	–	–	–	–	–	–
3839	3	–	–	3	–	–	2	–	–	–	–	–	1	–	–	–	–	–
3900	–	–	1	–	–	1	–	–	–	–	–	1	–	–	–	–	–	–
4110	26	28	14	26	26	13	22	23	13	4	3	–	–	–	–	–	2	1
4120	354	297	224	353	269	204	264	207	155	80	58	45	9	4	4	1	28	20
4211	200	89	75	200	74	62	184	68	53	16	5	7	–	1	2	–	15	13
4212	166	92	6	166	92	6	156	87	6	7	5	–	3	–	–	–	–	–
4213	3	3	3	3	3	3	3	3	3	–	–	–	–	–	–	–	–	–
4221	268	293	143	255	272	132	228	261	122	24	11	10	3	–	–	13	21	11
4222	–	1	–	–	1	–	–	–	–	–	1	–	–	–	–	–	–	–
4223	1	–	–	–	–	–	–	–	–	–	–	–	–	–	–	1	–	–
4292	24	20	15	24	17	11	22	15	10	2	2	1	–	–	–	–	3	4
4299	26	19	17	26	16	16	22	12	11	3	4	5	1	–	–	–	3	1
4311	1	3	1	1	3	1	1	3	–	–	–	1	–	–	–	–	–	–
4312	1	–	2	1	–	2	1	–	2	–	–	–	–	–	–	–	–	–
4313	59	42	50	59	37	47	53	30	39	6	7	7	–	–	1	–	5	3
4319	3	6	4	3	6	4	3	6	4	–	–	–	–	–	–	–	–	–
4321	13	21	18	13	21	18	11	17	16	2	4	2	–	–	–	–	–	–
4322	4	3	3	4	3	3	4	2	2	–	–	1	–	1	–	–	–	–
4329	10	18	8	10	14	6	10	13	6	–	1	–	–	–	–	–	4	2
4330	17	10	14	17	10	14	14	6	7	3	4	7	–	–	–	–	–	–
4391	5	1	3	5	1	3	5	1	1	–	–	2	–	–	–	–	–	–
4399	36	44	26	36	38	22	23	34	18	13	4	3	–	–	1	–	6	4
4511	48	42	50	48	38	48	22	18	24	26	20	24	–	–	–	–	4	2
4512	–	1	–	–	–	–	–	–	–	–	–	–	–	–	–	–	1	–
4520	62	54	49	62	51	47	37	32	32	25	16	14	–	3	1	–	3	2
4530	166	145	153	166	132	145	102	85	82	61	46	61	3	1	2	–	13	8
4541	26	38	31	22	35	26	6	12	6	16	23	20	–	–	–	4	3	5
4543	2	3	4	2	3	3	1	2	–	1	1	3	–	–	–	–	–	1
4611	1	–	1	1	–	1	–	–	–	1	–	–	–	–	1	–	–	–

Capítulo 26 - Mato Grosso

26.1 - Quantidade de acidentes do trabalho, por situação do registro e motivo, segundo a Classificação Nacional de Atividades Econômicas (CNAE), no estado do Mato Grosso - 2014/2016

(continuação)

CNAE	QUANTIDADE DE ACIDENTES DO TRABALHO																	
	Total			Com CAT Registrada												Sem CAT Registrada		
				Total			Motivo											
							Típico			Trajeto			Doença do Trabalho					
	2014	2015	2016	2014	2015	2016	2014	2015	2016	2014	2015	2016	2014	2015	2016	2014	2015	2016
4613	1	–	–	1	–	–	1	–	–	–	–	–	–	–	–	–	–	–
4615	–	1	1	–	1	1	–	1	–	–	–	1	–	–	–	–	–	–
4617	1	–	–	1	–	–	–	–	–	1	–	–	–	–	–	–	–	–
4618	–	2	–	–	2	–	–	1	–	–	1	–	–	–	–	–	–	–
4619	–	1	5	–	1	5	–	–	3	–	1	2	–	–	–	–	–	–
4621	–	2	–	–	1	–	–	1	–	–	–	–	–	–	–	–	1	–
4622	39	42	53	39	40	49	26	32	40	13	8	8	–	–	1	–	2	4
4623	24	17	30	24	17	29	20	10	21	4	7	8	–	–	–	–	–	1
4632	23	20	24	23	18	21	19	11	17	4	5	4	–	2	–	–	2	3
4633	7	9	6	7	9	6	3	4	2	3	5	4	1	–	–	–	–	–
4634	2	3	5	2	3	4	2	1	3	–	2	1	–	–	–	–	–	1
4635	53	63	63	53	55	54	32	37	28	20	18	26	1	–	–	–	8	9
4636	1	–	–	1	–	–	1	–	–	–	–	–	–	–	–	–	–	–
4637	3	2	–	3	2	–	1	1	–	2	1	–	–	–	–	–	–	–
4639	37	48	40	37	43	36	25	22	15	12	21	21	–	–	–	–	5	4
4641	–	3	–	–	3	–	–	2	–	–	1	–	–	–	–	–	–	–
4642	–	1	2	–	1	2	–	1	–	–	–	2	–	–	–	–	–	–
4643	–	1	–	–	1	–	–	1	–	–	–	–	–	–	–	–	–	–
4644	1	4	3	1	4	3	–	1	2	1	3	1	–	–	–	–	–	–
4645	–	–	2	–	–	2	–	–	1	–	–	1	–	–	–	–	–	–
4646	3	3	5	3	3	5	2	–	2	1	3	3	–	–	–	–	–	–
4647	–	4	1	–	4	1	–	3	–	–	1	1	–	–	–	–	–	–
4649	3	6	6	3	6	5	1	3	3	2	3	2	–	–	–	–	–	1
4651	–	–	1	–	–	1	–	–	–	–	–	1	–	–	–	–	–	–
4661	67	63	56	67	58	55	52	39	45	15	18	10	–	1	–	–	5	1
4662	5	4	7	5	4	6	2	2	4	3	1	2	–	1	–	–	–	1
4663	–	1	2	–	1	2	–	1	1	–	–	1	–	–	–	–	–	–
4665	1	2	–	1	2	–	1	–	–	–	2	–	–	–	–	–	–	–
4669	3	4	–	3	4	–	2	1	–	1	3	–	–	–	–	–	–	–
4671	9	10	7	9	9	7	8	7	4	1	2	3	–	–	–	–	1	–
4672	2	2	2	2	2	2	2	–	1	–	2	1	–	–	–	–	–	–
4679	28	11	10	28	11	9	23	8	5	4	3	4	1	–	–	–	–	1
4681	16	14	3	16	12	3	10	10	3	6	2	–	–	–	–	–	2	–
4682	13	19	12	13	15	11	10	12	10	3	3	1	–	–	–	–	4	1
4683	16	21	15	16	20	15	10	4	8	6	16	7	–	–	–	–	1	–
4684	2	–	–	2	–	–	2	–	–	–	–	–	–	–	–	–	–	–
4686	2	–	–	2	–	–	–	–	–	1	–	–	1	–	–	–	–	–
4687	16	8	4	16	6	3	12	6	3	4	–	–	–	–	–	–	2	1
4689	–	1	–	–	1	–	–	1	–	–	–	–	–	–	–	–	–	–
4691	28	34	34	28	27	28	17	23	19	11	4	9	–	–	–	–	7	6
4692	3	3	2	3	3	2	1	3	2	1	–	–	1	–	–	–	–	–
4693	4	10	3	4	9	3	–	6	3	4	3	–	–	–	–	–	1	–
4711	400	335	331	400	277	276	290	199	188	109	77	87	1	1	1	–	58	55
4712	17	10	20	17	9	19	13	5	11	2	4	8	2	–	–	–	1	1
4713	1	5	–	1	5	–	1	3	–	–	2	–	–	–	–	–	–	–
4721	7	7	7	7	7	7	5	3	3	1	4	4	1	–	–	–	–	–
4722	8	14	11	8	11	11	7	8	7	1	2	4	–	1	–	–	3	–
4723	9	2	5	9	2	5	5	2	3	4	–	2	–	–	–	–	–	–
4724	2	1	3	2	1	3	–	1	2	2	–	1	–	–	–	–	–	–
4729	6	15	6	6	14	5	5	8	3	1	6	2	–	–	–	–	1	1
4731	52	51	48	52	48	47	20	23	20	28	24	25	4	1	2	–	3	1
4732	1	–	1	1	–	1	1	–	1	–	–	–	–	–	–	–	–	–
4741	8	6	2	8	6	2	4	2	1	4	4	1	–	–	–	–	–	–
4742	18	24	21	18	23	19	15	23	15	3	–	4	–	–	–	–	1	2
4743	14	12	14	14	10	14	10	4	12	4	6	2	–	–	–	–	2	–
4744	184	168	138	184	157	132	127	106	91	54	50	38	3	1	3	–	11	6
4751	24	13	20	24	12	19	11	6	8	12	6	11	1	–	–	–	1	1
4752	5	3	5	5	3	5	2	–	5	3	3	–	–	–	–	–	–	–
4753	57	54	36	57	49	34	22	21	10	35	28	24	–	–	–	–	5	2
4754	20	20	19	20	20	19	8	8	10	12	12	8	–	–	1	–	–	–
4755	3	4	2	3	4	2	1	1	–	2	3	2	–	–	–	–	–	–
4756	1	–	–	1	–	–	1	–	–	–	–	–	–	–	–	–	–	–
4757	5	3	4	5	3	4	4	3	3	1	–	1	–	–	–	–	–	–
4759	6	6	6	6	5	6	4	2	4	2	3	2	–	–	–	–	1	–
4761	4	1	2	4	1	2	1	–	1	3	1	1	–	–	–	–	–	–
4763	8	4	7	8	4	6	6	1	3	2	3	3	–	–	–	–	–	1
4771	41	40	44	41	38	44	27	18	19	14	20	23	–	–	2	–	2	–
4772	4	7	4	4	6	4	1	4	1	3	2	3	–	–	–	–	1	–
4773	1	1	–	1	1	–	–	–	–	1	1	–	–	–	–	–	–	–
4774	4	1	2	4	1	2	3	–	–	1	1	2	–	–	–	–	–	–
4781	48	43	47	48	42	47	24	16	15	23	25	28	1	1	4	–	1	–
4782	10	3	6	10	2	6	4	–	1	6	2	5	–	–	–	–	1	–
4784	14	22	21	14	21	20	7	13	12	7	7	8	–	1	–	–	1	1
4789	26	26	21	26	22	18	13	16	7	13	6	11	–	–	–	–	4	3
4911	9	12	8	9	12	8	7	12	7	2	–	1	–	–	–	–	–	–
4921	33	45	24	33	33	20	16	22	12	17	11	8	–	–	–	–	12	4
4922	27	21	10	27	20	8	20	7	6	7	13	2	–	–	–	–	1	2

Capítulo 26 - Mato Grosso

26.1 - Quantidade de acidentes do trabalho, por situação do registro e motivo, segundo a Classificação Nacional de Atividades Econômicas (CNAE), no estado do Mato Grosso - 2014/2016

(continuação)

CNAE	QUANTIDADE DE ACIDENTES DO TRABALHO																	
	Total			Com CAT Registrada												Sem CAT Registrada		
				Total			Motivo											
							Típico			Trajeto			Doença do Trabalho					
	2014	2015	2016	2014	2015	2016	2014	2015	2016	2014	2015	2016	2014	2015	2016	2014	2015	2016
4923	1	–	2	1	–	2	–	–	2	1	–	–	–	–	–	–	–	–
4924	–	–	1	–	–	1	–	–	–	–	–	1	–	–	–	–	–	–
4929	4	–	2	4	–	2	2	–	–	2	–	2	–	–	–	–	–	–
4930	367	370	347	367	328	314	267	254	230	95	73	83	5	1	1	–	42	33
5030	1	3	3	–	–	–	–	–	–	–	–	–	–	–	–	1	3	3
5111	24	9	7	11	2	7	5	1	5	6	1	2	–	–	–	13	7	–
5112	1	–	–	–	–	–	–	–	–	–	–	–	–	–	–	1	–	–
5120	–	1	5	–	1	5	–	1	5	–	–	–	–	–	–	–	–	–
5211	63	53	59	62	48	58	47	37	47	15	11	11	–	–	–	1	5	1
5212	23	21	15	10	6	12	8	4	7	2	2	4	–	–	1	13	15	3
5221	10	34	34	10	31	34	9	27	25	1	4	9	–	–	–	–	3	–
5222	1	–	–	1	–	–	–	–	–	1	–	–	–	–	–	–	–	–
5223	1	1	2	1	–	2	1	–	1	–	–	1	–	–	–	–	1	–
5229	7	7	1	7	7	1	4	4	1	3	3	–	–	–	–	–	–	–
5232	2	1	–	–	–	–	–	–	–	–	–	–	–	–	–	2	1	–
5240	10	15	10	10	15	9	5	6	4	5	9	5	–	–	–	–	–	1
5250	3	–	3	3	–	2	2	–	1	1	–	1	–	–	–	–	–	1
5310	134	230	254	134	230	254	123	216	230	9	13	17	2	1	7	–	–	–
5320	5	9	14	5	9	10	5	3	4	–	6	6	–	–	–	–	–	4
5510	20	28	34	20	26	31	12	14	20	7	11	11	1	1	–	–	2	3
5590	2	2	–	2	2	–	2	2	–	–	–	–	–	–	–	–	–	–
5611	81	101	85	81	90	78	49	50	51	31	39	25	1	1	2	–	11	7
5612	1	–	1	1	–	1	1	–	–	–	–	1	–	–	–	–	–	–
5620	32	18	20	32	17	19	27	14	12	5	3	7	–	–	–	–	1	1
5811	–	1	–	–	1	–	–	1	–	–	–	–	–	–	–	–	–	–
5819	–	1	–	–	1	–	–	–	–	–	1	–	–	–	–	–	–	–
5821	–	1	–	–	1	–	–	–	–	–	1	–	–	–	–	–	–	–
5822	–	1	–	–	1	–	–	–	–	–	1	–	–	–	–	–	–	–
5829	–	1	–	–	1	–	–	1	–	–	–	–	–	–	–	–	–	–
5911	1	–	–	1	–	–	–	–	–	1	–	–	–	–	–	–	–	–
5914	2	3	–	2	3	–	2	1	–	–	2	–	–	–	–	–	–	–
5920	1	–	–	1	–	–	–	–	–	1	–	–	–	–	–	–	–	–
6010	2	2	–	–	2	–	–	–	–	–	2	–	–	–	–	2	–	–
6021	3	3	2	2	2	2	–	–	–	2	1	2	–	1	–	1	1	–
6022	2	–	–	2	–	–	2	–	–	–	–	–	–	–	–	–	–	–
6110	9	12	4	9	10	3	7	9	3	2	1	–	–	–	–	–	2	1
6120	2	3	1	2	3	1	1	2	–	1	1	1	–	–	–	–	–	–
6141	2	1	–	1	1	–	–	1	–	1	–	–	–	–	–	1	–	–
6190	8	2	6	8	2	6	3	2	5	5	–	1	–	–	–	–	–	–
6201	17	8	2	1	–	–	1	–	–	–	–	–	–	–	–	16	8	2
6202	10	6	3	10	6	3	5	3	–	5	3	3	–	–	–	–	–	–
6203	–	1	–	–	–	–	–	–	–	–	–	–	–	–	–	–	1	–
6204	–	2	–	–	2	–	–	–	–	–	2	–	–	–	–	–	–	–
6209	4	2	5	4	2	5	–	–	3	4	2	2	–	–	–	–	–	–
6311	2	–	1	1	–	1	1	–	1	–	–	–	–	–	–	1	–	–
6399	1	–	3	1	–	3	–	–	2	1	–	1	–	–	–	–	–	–
6421	10	20	8	10	20	8	6	17	5	–	1	1	4	2	2	–	–	–
6422	20	34	45	20	32	41	4	16	13	5	1	3	11	15	25	–	2	4
6423	1	1	2	1	1	2	1	1	1	–	–	–	–	–	1	–	–	–
6424	3	3	10	3	3	10	2	1	5	1	–	4	–	2	1	–	–	–
6436	–	1	–	–	1	–	–	–	–	–	–	–	–	1	–	–	–	–
6462	1	3	4	1	3	4	1	2	3	–	1	1	–	–	–	–	–	–
6463	2	2	2	2	1	1	2	–	–	–	1	1	–	–	–	–	1	1
6492	1	–	–	1	–	–	–	–	–	1	–	–	–	–	–	–	–	–
6493	–	–	1	–	–	1	–	–	–	–	–	1	–	–	–	–	–	–
6499	–	2	–	–	1	–	–	1	–	–	–	–	–	–	–	–	1	–
6511	–	–	1	–	–	1	–	–	–	–	–	1	–	–	–	–	–	–
6550	8	7	10	8	7	10	4	2	7	4	5	3	–	–	–	–	–	–
6613	13	4	–	–	–	–	–	–	–	–	–	–	–	–	–	13	4	–
6619	2	–	–	2	–	–	2	–	–	–	–	–	–	–	–	–	–	–
6621	3	3	–	–	–	–	–	–	–	–	–	–	–	–	–	3	3	–
6622	1	4	2	1	4	2	–	–	–	1	4	2	–	–	–	–	–	–
6630	3	–	–	–	–	–	–	–	–	–	–	–	–	–	–	3	–	–
6810	27	20	8	27	16	6	25	13	6	2	3	–	–	–	–	–	4	2
6821	1	1	1	1	1	1	1	–	–	–	1	1	–	–	–	–	–	–
6822	–	3	6	–	3	6	–	2	5	–	1	1	–	–	–	–	–	–
6911	1	2	–	1	2	–	1	1	–	–	1	–	–	–	–	–	–	–
6912	4	4	5	4	4	5	–	–	2	4	4	3	–	–	–	–	–	–
6920	24	27	25	24	26	25	5	8	5	19	18	19	–	–	1	–	1	–
7010	–	6	3	–	–	1	–	–	1	–	–	–	–	–	–	–	6	2
7020	5	6	3	5	6	3	–	–	1	5	6	2	–	–	–	–	–	–
7111	–	–	1	–	–	1	–	–	–	–	–	1	–	–	–	–	–	–
7112	64	39	24	64	37	24	58	34	13	5	3	10	1	–	1	–	2	–
7119	27	16	5	27	16	5	20	16	5	7	–	–	–	–	–	–	–	–
7120	6	5	12	6	5	12	5	4	5	1	1	7	–	–	–	–	–	–
7210	16	14	14	16	13	14	11	9	10	5	3	3	–	1	1	–	1	–
7220	–	1	–	–	1	–	–	–	–	–	1	–	–	–	–	–	–	–

Capítulo 26 - Mato Grosso

26.1 - Quantidade de acidentes do trabalho, por situação do registro e motivo, segundo a Classificação Nacional de Atividades Econômicas (CNAE), no estado do Mato Grosso - 2014/2016

(conclusão)

CNAE	QUANTIDADE DE ACIDENTES DO TRABALHO																	
	Total			Com CAT Registrada												Sem CAT Registrada		
				Total			Motivo											
							Típico			Trajeto			Doença do Trabalho					
	2014	2015	2016	2014	2015	2016	2014	2015	2016	2014	2015	2016	2014	2015	2016	2014	2015	2016
7311	1	–	1	1	–	1	–	–	1	1	–	–	–	–	–	–	–	–
7312	1	–	2	1	–	2	1	–	1	–	–	1	–	–	–	–	–	–
7319	2	6	5	2	6	5	–	1	1	1	5	4	1	–	–	–	–	–
7420	1	3	1	1	2	1	–	1	–	1	1	1	–	–	–	–	1	–
7490	21	18	7	21	15	6	19	10	3	2	5	3	–	–	–	–	3	1
7500	2	–	1	2	–	1	2	–	1	–	–	–	–	–	–	–	–	–
7711	2	4	2	2	4	2	1	1	2	1	3	–	–	–	–	–	–	–
7719	4	2	–	4	2	–	3	2	–	1	–	–	–	–	–	–	–	–
7723	–	1	2	–	1	2	–	–	1	–	1	–	–	–	1	–	–	–
7729	2	–	–	2	–	–	1	–	–	1	–	–	–	–	–	–	–	–
7731	–	3	–	–	2	–	–	1	–	–	1	–	–	–	–	–	1	–
7732	8	11	8	8	10	8	7	5	8	1	5	–	–	–	–	–	1	–
7733	1	–	–	–	–	–	–	–	–	–	–	–	–	–	–	1	–	–
7739	2	–	2	2	–	2	2	–	2	–	–	–	–	–	–	–	–	–
7810	1	1	–	1	–	–	–	–	–	1	–	–	–	–	–	–	1	–
7820	8	9	9	8	8	8	5	1	3	3	7	5	–	–	–	–	1	1
7830	12	4	4	12	4	2	9	3	1	3	1	1	–	–	–	–	–	2
7911	2	1	3	2	1	3	2	–	1	–	1	2	–	–	–	–	–	–
8011	35	35	45	34	29	35	11	11	7	23	18	27	–	–	1	1	6	10
8012	32	31	29	31	28	26	15	14	7	16	14	17	–	–	2	1	3	3
8020	4	10	3	4	9	3	1	4	1	3	5	1	–	–	1	–	1	–
8030	5	1	1	–	–	–	–	–	–	–	–	–	–	–	–	5	1	1
8111	5	10	6	5	8	5	2	3	1	3	5	4	–	–	–	–	2	1
8112	25	20	18	25	19	18	16	11	9	9	8	9	–	–	–	–	1	–
8121	25	18	50	25	11	36	11	4	16	14	6	20	–	1	–	–	7	14
8122	1	5	4	1	5	3	1	5	2	–	–	1	–	–	–	–	–	1
8129	8	10	21	8	7	19	7	7	10	1	–	9	–	–	–	–	3	2
8130	8	15	20	5	13	19	3	11	15	2	2	4	–	–	–	3	2	1
8211	9	17	11	9	15	11	2	8	3	7	6	8	–	1	–	–	2	–
8219	12	13	7	12	11	6	4	4	2	7	6	4	1	1	–	–	2	1
8220	4	2	1	3	1	1	1	1	–	2	–	1	–	–	–	1	1	–
8230	6	7	4	6	7	3	3	6	3	3	1	–	–	–	–	–	–	1
8291	3	4	4	3	4	4	1	1	3	2	3	1	–	–	–	–	–	–
8299	31	25	18	31	23	17	19	17	9	12	6	8	–	–	–	–	2	1
8411	125	156	148	125	144	129	81	99	95	40	43	32	4	2	2	–	12	19
8423	1	2	–	1	2	–	–	–	–	1	1	–	–	1	–	–	–	–
8424	–	1	3	–	1	3	–	1	3	–	–	–	–	–	–	–	–	–
8511	62	80	51	3	7	6	2	4	4	1	3	2	–	–	–	59	73	45
8512	3	2	7	2	2	7	–	–	2	2	2	3	–	–	2	1	–	–
8513	15	11	15	14	11	11	8	8	7	6	3	3	–	–	1	1	–	4
8520	12	17	5	12	17	4	10	14	4	2	3	–	–	–	–	–	–	1
8531	26	15	14	24	12	13	18	5	6	6	7	7	–	–	–	2	3	1
8532	23	21	15	20	20	12	11	14	8	8	6	4	1	–	–	3	1	3
8541	–	–	1	–	–	1	–	–	–	–	–	1	–	–	–	–	–	–
8542	–	–	1	–	–	1	–	–	1	–	–	–	–	–	–	–	–	–
8591	–	–	1	–	–	1	–	–	–	–	–	1	–	–	–	–	–	–
8593	–	1	1	–	1	1	–	–	–	–	1	1	–	–	–	–	–	–
8599	50	36	38	50	33	36	33	15	25	17	18	10	–	–	1	–	3	2
8610	698	779	668	698	728	610	572	625	502	122	103	107	4	–	1	–	51	58
8621	2	11	9	2	11	9	1	9	4	1	2	5	–	–	–	–	–	–
8622	–	–	1	–	–	1	–	–	–	–	–	1	–	–	–	–	–	–
8630	16	18	16	16	18	16	4	13	6	12	5	9	–	–	1	–	–	–
8640	61	52	78	61	50	74	42	37	55	18	12	18	1	1	1	–	2	4
8650	5	5	4	5	5	4	3	2	3	2	3	1	–	–	–	–	–	–
8660	22	31	46	22	29	46	19	23	37	3	6	9	–	–	–	–	2	–
8690	2	3	3	2	3	3	1	3	1	1	–	2	–	–	–	–	–	–
8711	–	1	1	–	1	1	–	1	–	–	–	1	–	–	–	–	–	–
8712	–	3	3	–	2	3	–	1	3	–	–	–	–	1	–	–	1	–
8730	–	–	1	–	–	1	–	–	1	–	–	–	–	–	–	–	–	–
8800	23	34	40	23	32	39	20	26	33	3	6	6	–	–	–	–	2	1
9001	9	–	1	9	–	1	–	–	1	9	–	–	–	–	–	–	–	–
9311	1	–	–	1	–	–	1	–	–	–	–	–	–	–	–	–	–	–
9312	3	1	1	3	1	1	1	1	–	2	–	1	–	–	–	–	–	–
9313	2	2	4	2	2	4	1	1	–	1	1	4	–	–	–	–	–	–
9319	–	–	1	–	–	1	–	–	1	–	–	–	–	–	–	–	–	–
9329	21	8	1	21	7	1	18	6	–	3	1	1	–	–	–	–	1	–
9411	2	1	11	2	1	11	1	1	7	–	–	4	1	–	–	–	–	–
9412	4	1	4	4	1	4	2	–	3	2	1	1	–	–	–	–	–	–
9420	15	2	9	15	2	9	8	1	5	6	1	4	1	–	–	–	–	–
9430	21	11	14	21	11	14	11	7	9	10	4	5	–	–	–	–	–	–
9491	9	4	6	9	4	5	6	2	3	3	2	1	–	–	1	–	–	1
9492	–	1	–	–	–	–	–	–	–	–	–	–	–	–	–	–	1	–
9493	1	–	–	1	–	–	1	–	–	–	–	–	–	–	–	–	–	–
9499	3	7	4	3	6	3	1	3	1	2	3	2	–	–	–	–	1	1
9511	8	3	2	8	3	1	8	2	–	–	1	1	–	–	–	–	–	1
9512	–	1	1	–	1	1	–	1	–	–	–	1	–	–	–	–	–	–
9521	1	7	5	1	6	4	1	2	3	–	4	1	–	–	–	–	1	1
9529	1	5	3	1	3	3	1	1	–	–	2	3	–	–	–	–	2	–
9601	5	8	12	5	7	11	5	5	11	–	2	–	–	–	–	–	1	1
9602	–	1	1	–	1	1	–	1	1	–	–	–	–	–	–	–	–	–
9603	1	7	8	1	6	6	–	2	–	–	4	6	1	–	–	–	1	2
9609	2	4	4	2	2	4	–	–	4	2	2	–	–	–	–	–	2	–
9700	2	5	3	2	5	3	1	2	1	1	3	2	–	–	–	–	–	–
Ignorado	2.569	1.706	1.755	207	301	307	182	266	270	23	28	35	2	7	2	2.362	1.405	1.448

Fonte: DATAPREV, CAT, SUB.

Nota: Os dados são preliminares, estando sujeitos a correções.

Capítulo 26 - Mato Grosso

26.2 - Quantidade de acidentes do trabalho, por situação do registro e motivo, segundo os grupos de idade e sexo, no estado do Mato Grosso - 2014/2016

GRUPOS DE IDADE E SEXO	QUANTIDADE DE ACIDENTES DO TRABALHO																	
	Total			Com CAT Registrada												Sem CAT Registrada		
				Total			Motivo											
							Típico			Trajeto			Doença do Trabalho					
	2014	2015	2016	2014	2015	2016	2014	2015	2016	2014	2015	2016	2014	2015	2016	2014	2015	2016
TOTAL	**13.895**	**12.435**	**11.807**	**11.067**	**10.078**	**9.580**	**8.814**	**8.051**	**7.470**	**2.111**	**1.896**	**1.915**	**142**	**131**	**195**	**2.828**	**2.357**	**2.227**
Masculino	**10.602**	**9.502**	**8.879**	**8.631**	**7.814**	**7.313**	**7.136**	**6.481**	**5.971**	**1.420**	**1.257**	**1.247**	**75**	**76**	**95**	**1.971**	**1.688**	**1.566**
Feminino	**3.293**	**2.931**	**2.927**	**2.436**	**2.262**	**2.266**	**1.678**	**1.568**	**1.498**	**691**	**639**	**668**	**67**	**55**	**100**	**857**	**669**	**661**
Ignorado	**–**	**2**	**1**	**–**	**2**	**1**	**–**	**2**	**1**	**–**	**–**	**–**	**–**	**–**	**–**	**–**	**–**	**–**
Até 19 anos	623	493	376	535	424	325	404	305	233	129	118	91	2	1	1	88	69	51
Masculino	505	414	302	435	358	263	349	271	202	86	86	60	–	1	1	70	56	39
Feminino	118	79	74	100	66	62	55	34	31	43	32	31	2	–	–	18	13	12
Ignorado	–	–	–	–	–	–	–	–	–	–	–	–	–	–	–	–	–	–
20 a 24 anos	2.317	2.033	1.835	2.001	1.765	1.587	1.571	1.368	1.203	419	390	374	11	7	10	316	268	248
Masculino	1.881	1.644	1.482	1.652	1.445	1.289	1.351	1.170	1.029	294	271	252	7	4	8	229	199	193
Feminino	436	389	353	349	320	298	220	198	174	125	119	122	4	3	2	87	69	55
Ignorado	–	–	–	–	–	–	–	–	–	–	–	–	–	–	–	–	–	–
25 a 29 anos	2.412	2.087	1.964	2.066	1.772	1.692	1.654	1.425	1.290	397	323	373	15	24	29	346	315	272
Masculino	1.851	1.635	1.478	1.612	1.398	1.287	1.346	1.177	1.034	257	207	235	9	14	18	239	237	191
Feminino	561	452	486	454	374	405	308	248	256	140	116	138	6	10	11	107	78	81
Ignorado	–	–	–	–	–	–	–	–	–	–	–	–	–	–	–	–	–	–
30 a 34 anos	2.303	2.156	1.984	1.902	1.762	1.668	1.495	1.414	1.299	381	326	333	26	22	36	401	394	316
Masculino	1.732	1.635	1.461	1.457	1.359	1.235	1.192	1.136	1.021	251	210	206	14	13	8	275	276	226
Feminino	571	520	523	445	402	433	303	277	278	130	116	127	12	9	28	126	118	90
Ignorado	–	1	–	–	1	–	–	1	–	–	–	–	–	–	–	–	–	–
35 a 39 anos	1.877	1.776	1.695	1.461	1.464	1.350	1.168	1.171	1.070	264	268	250	29	25	30	416	312	345
Masculino	1.368	1.298	1.202	1.090	1.090	976	896	909	804	178	162	156	16	19	16	278	208	226
Feminino	509	477	493	371	373	374	272	261	266	86	106	94	13	6	14	138	104	119
Ignorado	–	1	–	–	1	–	–	1	–	–	–	–	–	–	–	–	–	–
40 a 44 anos	1.516	1.372	1.317	1.157	1.076	1.048	957	868	850	185	186	171	15	22	27	359	296	269
Masculino	1.076	951	944	841	756	769	719	627	649	117	122	107	5	7	13	235	195	175
Feminino	440	421	373	316	320	279	238	241	201	68	64	64	10	15	14	124	101	94
Ignorado	–	–	–	–	–	–	–	–	–	–	–	–	–	–	–	–	–	–
45 a 49 anos	1.231	1.038	1.037	871	790	785	706	662	615	144	113	138	21	15	32	360	248	252
Masculino	906	763	745	672	588	588	567	507	484	94	73	91	11	8	13	234	175	157
Feminino	325	275	292	199	202	197	139	155	131	50	40	47	10	7	19	126	73	95
Ignorado	–	–	–	–	–	–	–	–	–	–	–	–	–	–	–	–	–	–
50 a 54 anos	819	770	819	563	554	581	450	442	471	101	104	96	12	8	14	256	216	238
Masculino	607	580	613	427	429	444	351	351	372	71	74	66	5	4	6	180	151	169
Feminino	212	190	206	136	125	137	99	91	99	30	30	30	7	4	8	76	65	69
Ignorado	–	–	–	–	–	–	–	–	–	–	–	–	–	–	–	–	–	–
55 a 59 anos	510	475	473	308	310	317	243	262	261	58	44	47	7	4	9	202	165	156
Masculino	420	377	377	262	246	259	214	210	217	44	32	36	4	4	6	158	131	118
Feminino	90	98	95	46	64	57	29	52	43	14	12	11	3	–	3	44	34	38
Ignorado	–	–	1	–	–	1	–	–	1	–	–	–	–	–	–	–	–	–
60 a 64 anos	230	191	254	157	126	182	129	104	143	25	19	32	3	3	7	73	65	72
Masculino	204	170	224	142	115	160	118	97	125	21	16	29	3	2	6	62	55	64
Feminino	26	21	30	15	11	22	11	7	18	4	3	3	–	1	1	11	10	8
Ignorado	–	–	–	–	–	–	–	–	–	–	–	–	–	–	–	–	–	–
65 a 69 anos	47	36	43	36	28	36	31	23	29	5	5	7	–	–	–	11	8	7
Masculino	45	28	42	34	24	35	30	20	28	4	4	7	–	–	–	11	4	7
Feminino	2	8	1	2	4	1	1	3	1	1	1	–	–	–	–	–	4	–
Ignorado	–	–	–	–	–	–	–	–	–	–	–	–	–	–	–	–	–	–
70 anos e mais	10	7	10	10	6	9	6	6	6	3	–	3	1	–	–	–	1	1
Masculino	7	6	9	7	5	8	3	5	6	3	–	2	1	–	–	–	1	1
Feminino	3	1	1	3	1	1	3	1	–	–	–	1	–	–	–	–	–	–
Ignorado	–	–	–	–	–	–	–	–	–	–	–	–	–	–	–	–	–	–
Ignorada	–	1	–	–	1	–	–	1	–	–	–	–	–	–	–	–	–	–
Masculino	–	1	–	–	1	–	–	1	–	–	–	–	–	–	–	–	–	–
Feminino	–	–	–	–	–	–	–	–	–	–	–	–	–	–	–	–	–	–
Ignorado	–	–	–	–	–	–	–	–	–	–	–	–	–	–	–	–	–	–

Fonte: DATAPREV, CAT, SUB.
Nota: Os dados são preliminares, estando sujeitos a correções.

Capítulo 26 - Mato Grosso

26.3 - Quantidade mensal de acidentes do trabalho, por situação do registro e motivo, no estado do Mato Grosso - 2014/2016

MESES	QUANTIDADE DE ACIDENTES DO TRABALHO																	
	Total			Com CAT Registrada												Sem CAT Registrada		
				Total			Motivo											
							Típico			Trajeto			Doença do Trabalho					
	2014	2015	2016	2014	2015	2016	2014	2015	2016	2014	2015	2016	2014	2015	2016	2014	2015	2016
TOTAL	**13.895**	**12.435**	**11.807**	**11.067**	**10.078**	**9.580**	**8.814**	**8.051**	**7.470**	**2.111**	**1.896**	**1.915**	**142**	**131**	**195**	**2.828**	**2.357**	**2.227**
Janeiro	1.121	959	899	900	736	710	718	577	560	177	148	135	5	11	15	221	223	189
Fevereiro	1.076	958	898	821	794	742	645	657	579	170	125	151	6	12	12	255	164	156
Março	1.182	1.069	1.033	936	882	826	731	719	638	196	148	165	9	15	23	246	187	207
Abril	1.103	953	975	872	786	769	693	614	609	174	163	142	5	9	18	231	167	206
Maio	1.177	1.084	968	962	874	766	782	692	581	168	168	169	12	14	16	215	210	202
Junho	1.153	1.073	1.105	943	871	876	742	687	667	185	170	192	16	14	17	210	202	229
Julho	1.334	1.289	1.143	1.067	1.043	927	853	809	720	200	222	193	14	12	14	267	246	216
Agosto	1.307	1.164	1.205	1.011	962	976	808	772	741	186	180	221	17	10	14	296	202	229
Setembro	1.246	1.064	978	994	870	826	785	709	667	188	151	138	21	10	21	252	194	152
Outubro	1.266	1.052	958	999	852	778	794	706	600	183	138	153	22	8	25	267	200	180
Novembro	1.110	931	892	886	733	749	736	574	594	141	149	143	9	10	12	224	198	143
Dezembro	820	839	753	676	675	635	527	535	514	143	134	113	6	6	8	144	164	118

Fonte: DATAPREV, CAT, SUB.
Nota: Os dados são preliminares, estando sujeitos a correções.

DISTRIBUIÇÃO DE ACIDENTES DO TRABALHO, POR MOTIVO, NO ESTADO DO MATO GROSSO - 2016

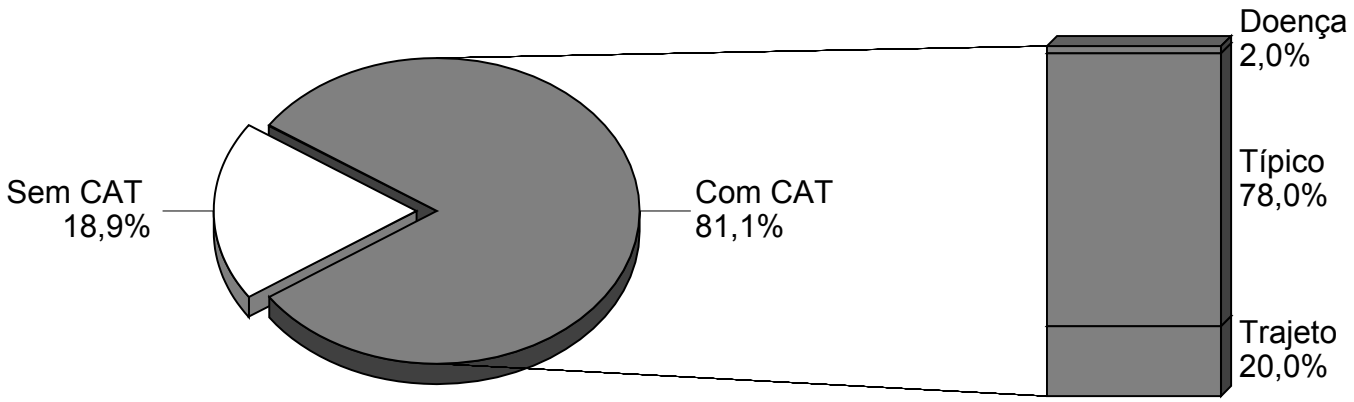

Fonte: DATAPREV, CAT, SUB.

Capítulo 27 - Goiás

27.1 - Quantidade de acidentes do trabalho, por situação do registro e motivo, segundo a Classificação Nacional de Atividades Econômicas (CNAE), no estado de Goiás - 2014/2016

(continua)

CNAE	QUANTIDADE DE ACIDENTES DO TRABALHO																	
	Total			Com CAT Registrada												Sem CAT Registrada		
				Total			Motivo											
							Típico			Trajeto			Doença do Trabalho					
	2014	2015	2016	2014	2015	2016	2014	2015	2016	2014	2015	2016	2014	2015	2016	2014	2015	2016
TOTAL	**17.263**	**15.663**	**15.311**	**15.060**	**13.796**	**13.535**	**11.096**	**10.084**	**9.724**	**3.742**	**3.498**	**3.618**	**222**	**214**	**193**	**2.203**	**1.867**	**1.776**
0111	46	42	43	37	41	42	31	30	36	6	11	5	–	–	1	9	1	1
0112	49	33	21	9	4	2	8	4	2	1	–	–	–	–	–	40	29	19
0113	320	157	127	320	155	126	296	151	119	24	4	7	–	–	–	–	2	1
0115	98	86	89	98	86	88	76	77	73	22	9	14	–	–	1	–	–	1
0116	3	–	1	3	–	1	2	–	1	1	–	–	–	–	–	–	–	–
0119	14	18	18	14	18	18	13	16	17	1	2	–	–	–	1	–	–	–
0121	28	7	9	7	6	9	6	3	6	1	3	2	–	–	1	21	1	–
0122	1	2	–	1	2	–	–	2	–	1	–	–	–	–	–	–	–	–
0131	10	12	6	10	12	6	7	11	6	3	–	–	–	1	–	–	–	–
0132	–	1	–	–	1	–	–	–	–	–	1	–	–	–	–	–	–	–
0133	–	1	1	–	1	1	–	1	1	–	–	–	–	–	–	–	–	–
0134	4	4	3	3	3	2	3	3	2	–	–	–	–	–	–	1	1	1
0139	11	10	10	5	1	7	4	–	6	1	1	1	–	–	–	6	9	3
0141	167	212	250	167	211	247	137	186	218	29	23	25	1	2	4	–	1	3
0142	5	5	4	5	5	4	4	5	4	1	–	–	–	–	–	–	–	–
0151	190	134	137	190	134	134	158	122	122	29	11	12	3	1	–	–	–	3
0152	2	2	1	2	2	1	2	2	1	–	–	–	–	–	–	–	–	–
0154	10	5	10	10	5	10	10	5	8	–	–	2	–	–	–	–	–	–
0155	36	44	35	36	44	34	35	41	31	1	3	3	–	–	–	–	–	1
0159	2	1	1	2	1	1	1	1	1	1	–	–	–	–	–	–	–	–
0161	48	55	64	48	54	64	36	45	54	10	9	10	2	–	–	–	1	–
0162	33	28	23	33	28	23	32	21	21	1	7	2	–	–	–	–	–	–
0163	6	5	21	6	5	19	5	4	10	1	1	8	–	–	1	–	–	2
0210	6	7	8	6	7	7	5	6	6	1	1	1	–	–	–	–	–	1
0230	–	2	4	–	2	4	–	2	3	–	–	1	–	–	–	–	–	–
0311	–	1	–	–	1	–	–	–	–	–	1	–	–	–	–	–	–	–
0312	1	–	–	–	–	–	–	–	–	–	–	–	–	–	–	1	–	–
0322	–	–	2	–	–	2	–	–	–	–	–	2	–	–	–	–	–	–
0710	1	2	1	1	2	1	1	2	1	–	–	–	–	–	–	–	–	–
0721	1	–	–	1	–	–	1	–	–	–	–	–	–	–	–	–	–	–
0724	26	51	56	26	50	55	25	44	49	1	6	6	–	–	–	–	1	1
0729	55	30	15	55	30	12	53	30	12	2	–	–	–	–	–	–	–	3
0810	61	48	45	61	45	44	54	40	40	7	5	3	–	–	1	–	3	1
0891	20	26	19	20	22	18	19	19	18	1	–	–	–	3	–	–	4	1
0893	1	–	–	1	–	–	1	–	–	–	–	–	–	–	–	–	–	–
0899	36	17	17	36	15	17	29	13	16	7	2	1	–	–	–	–	2	–
0990	9	4	5	9	4	5	9	4	5	–	–	–	–	–	–	–	–	–
1011	364	547	639	364	536	623	334	496	566	25	31	22	5	9	35	–	11	16
1012	454	482	280	441	457	255	405	415	221	18	24	21	18	18	13	13	25	25
1013	32	27	33	32	26	29	27	18	20	5	7	8	–	1	1	–	1	4
1020	1	1	1	1	1	1	1	–	1	–	1	–	–	–	–	–	–	–
1031	32	55	53	32	53	48	24	42	31	8	11	17	–	–	–	–	2	5
1032	42	64	60	42	63	59	39	57	57	3	6	1	–	–	1	–	1	1
1033	6	5	3	6	5	2	5	4	2	1	1	–	–	–	–	–	–	1
1041	126	80	84	126	80	84	108	71	61	18	9	23	–	–	–	–	–	–
1042	37	34	45	37	33	42	28	28	36	9	5	6	–	–	–	–	1	3
1043	2	4	3	2	4	3	2	4	3	–	–	–	–	–	–	–	–	–
1051	23	30	17	23	17	9	22	16	7	1	1	2	–	–	–	–	13	8
1052	107	96	111	107	89	106	96	69	88	11	19	18	–	1	–	–	7	5
1053	8	18	19	8	17	18	7	11	10	1	6	8	–	–	–	–	1	1
1061	16	24	15	16	23	14	11	14	9	5	9	5	–	–	–	–	1	1
1062	12	20	18	12	19	17	11	13	15	1	6	2	–	–	–	–	1	1
1064	12	7	9	12	6	9	12	4	7	–	2	2	–	–	–	–	1	–
1065	4	9	4	4	8	3	4	5	2	–	3	1	–	–	–	–	1	1
1066	45	50	44	45	49	41	35	38	36	10	11	5	–	–	–	–	1	3
1069	2	–	3	2	–	3	1	–	3	1	–	–	–	–	–	–	–	–
1071	398	362	344	398	354	337	390	340	331	8	13	6	–	1	–	–	8	7
1072	1	3	1	1	2	1	1	2	1	–	–	–	–	–	–	–	1	–
1081	1	2	5	1	2	5	1	1	4	–	1	1	–	–	–	–	–	–
1091	35	58	62	35	54	59	24	32	34	10	20	25	1	2	–	–	4	3
1092	229	137	53	229	137	50	212	124	43	17	13	7	–	–	–	–	–	3
1093	1	–	–	1	–	–	1	–	–	–	–	–	–	–	–	–	–	–
1094	12	7	5	12	5	5	7	1	5	4	4	–	1	–	–	–	2	–
1095	22	28	35	22	28	34	15	24	24	7	4	10	–	–	–	–	–	1
1096	17	14	5	17	13	4	13	9	2	4	4	2	–	–	–	–	1	1
1099	43	42	35	43	41	34	37	29	24	6	12	10	–	–	–	–	1	1
1111	1	1	1	–	1	1	–	1	–	–	–	1	–	–	–	1	–	–
1112	–	1	–	–	1	–	–	1	–	–	–	–	–	–	–	–	–	–
1113	36	30	31	36	29	30	24	21	19	12	8	11	–	–	–	–	1	1
1121	15	10	11	15	10	11	11	9	10	4	1	1	–	–	–	–	–	–
1122	77	85	53	77	79	45	52	56	29	25	23	16	–	–	–	–	6	8
1220	–	–	1	–	–	1	–	–	1	–	–	–	–	–	–	–	–	–
1311	7	4	2	7	4	2	7	4	2	–	–	–	–	–	–	–	–	–

Capítulo 27 - Goiás

27.1 - Quantidade de acidentes do trabalho, por situação do registro e motivo, segundo a Classificação Nacional de Atividades Econômicas (CNAE), no estado de Goiás - 2014/2016

(continuação)

CNAE	QUANTIDADE DE ACIDENTES DO TRABALHO																	
	Total			Com CAT Registrada												Sem CAT Registrada		
				Total			Motivo											
							Típico			Trajeto			Doença do Trabalho					
	2014	2015	2016	2014	2015	2016	2014	2015	2016	2014	2015	2016	2014	2015	2016	2014	2015	2016
1321	4	5	11	4	5	8	3	5	6	1	–	1	–	–	1	–	–	3
1323	–	1	–	–	1	–	–	1	–	–	–	–	–	–	–	–	–	–
1340	7	5	1	7	5	1	7	4	1	–	1	–	–	–	–	–	–	–
1351	6	5	7	6	5	7	1	4	4	4	1	2	1	–	1	–	–	–
1352	3	2	–	3	2	–	2	2	–	1	–	–	–	–	–	–	–	–
1354	2	1	2	2	1	2	2	–	1	–	1	1	–	–	–	–	–	–
1359	3	3	6	3	3	6	2	2	5	–	1	–	1	–	1	–	–	–
1411	13	11	5	13	10	5	3	1	–	10	9	5	–	–	–	–	1	–
1412	63	57	68	63	52	65	24	26	30	38	25	33	1	1	2	–	5	3
1413	5	7	2	5	7	2	2	3	–	3	4	2	–	–	–	–	–	–
1414	4	7	3	3	7	3	3	2	2	–	4	1	–	1	–	1	–	–
1422	41	42	69	41	35	65	30	22	39	11	13	26	–	–	–	–	7	4
1510	48	34	37	48	30	35	45	24	30	3	5	5	–	1	–	–	4	2
1521	1	1	1	1	1	1	1	–	1	–	1	–	–	–	–	–	–	–
1529	4	5	3	4	4	2	1	–	1	3	4	1	–	–	–	–	1	1
1531	2	3	2	2	3	2	–	–	1	2	3	1	–	–	–	–	–	–
1532	3	–	–	–	–	–	–	–	–	–	–	–	–	–	–	3	–	–
1533	1	1	1	1	1	–	–	–	–	1	1	–	–	–	–	–	–	1
1539	–	1	1	–	1	1	–	1	–	–	–	1	–	–	–	–	–	–
1540	6	–	4	6	–	4	2	–	–	3	–	4	1	–	–	–	–	–
1610	14	11	7	4	9	4	3	9	3	1	–	1	–	–	–	10	2	3
1621	1	–	–	1	–	–	1	–	–	–	–	–	–	–	–	–	–	–
1622	8	7	8	8	6	7	6	4	4	2	2	3	–	–	–	–	1	1
1623	5	4	8	5	4	8	5	4	8	–	–	–	–	–	–	–	–	–
1629	20	16	28	20	15	28	19	14	26	1	1	2	–	–	–	–	1	–
1721	21	16	24	21	16	24	18	14	18	3	2	6	–	–	–	–	–	–
1731	14	18	26	14	14	20	11	12	16	3	2	4	–	–	–	–	4	6
1733	2	5	5	2	5	5	–	5	3	2	–	2	–	–	–	–	–	–
1741	22	51	34	21	51	34	19	44	25	2	7	9	–	–	–	1	–	–
1742	164	194	126	164	194	126	137	167	115	27	25	11	–	2	–	–	–	–
1749	12	18	2	12	18	2	4	16	2	7	2	–	1	–	–	–	–	–
1811	4	–	1	2	–	1	–	–	–	2	–	1	–	–	–	2	–	–
1812	3	–	–	–	–	–	–	–	–	–	–	–	–	–	–	3	–	–
1813	14	9	7	14	9	7	9	4	3	4	4	4	1	1	–	–	–	–
1821	5	4	1	5	4	1	4	1	–	1	3	1	–	–	–	–	–	–
1822	3	–	1	3	–	–	2	–	–	1	–	–	–	–	–	–	–	1
1910	1	1	–	–	–	–	–	–	–	–	–	–	–	–	–	1	1	–
1921	–	1	–	–	1	–	–	–	–	–	1	–	–	–	–	–	–	–
1922	1	3	–	1	3	–	1	3	–	–	–	–	–	–	–	–	–	–
1931	939	736	615	937	706	586	901	679	553	35	25	30	1	2	3	2	30	29
1932	15	12	9	15	12	9	14	12	8	1	–	1	–	–	–	–	–	–
2012	1	3	8	1	2	8	1	2	8	–	–	–	–	–	–	–	1	–
2013	46	48	49	46	44	46	37	37	37	7	7	9	2	–	–	–	4	3
2021	2	1	3	2	1	3	1	–	1	1	1	2	–	–	–	–	–	–
2022	1	–	–	–	–	–	–	–	–	–	–	–	–	–	–	1	–	–
2029	1	–	–	1	–	–	–	–	–	1	–	–	–	–	–	–	–	–
2031	1	–	–	–	–	–	–	–	–	–	–	–	–	–	–	1	–	–
2033	1	–	–	1	–	–	1	–	–	–	–	–	–	–	–	–	–	–
2040	1	1	4	1	1	4	–	1	3	1	–	1	–	–	–	–	–	–
2051	–	1	–	–	1	–	–	–	–	–	1	–	–	–	–	–	–	–
2052	–	2	1	–	2	1	–	1	1	–	1	–	–	–	–	–	–	–
2061	27	19	19	27	19	18	21	16	14	5	3	4	1	–	–	–	–	1
2062	8	10	6	8	10	5	6	6	3	2	4	2	–	–	–	–	–	1
2063	13	12	59	13	12	58	5	10	39	6	2	19	2	–	–	–	–	1
2071	12	12	13	12	11	13	6	4	8	6	7	4	–	–	1	–	1	–
2073	–	5	2	–	5	2	–	3	1	–	2	1	–	–	–	–	–	–
2091	1	2	–	–	1	–	–	1	–	–	–	–	–	–	–	1	1	–
2092	2	–	–	2	–	–	–	–	–	2	–	–	–	–	–	–	–	–
2099	34	18	13	34	17	13	30	14	11	4	2	2	–	1	–	–	1	–
2110	2	3	5	2	3	5	1	2	4	1	1	1	–	–	–	–	–	–
2121	216	186	250	216	185	248	167	157	205	47	26	40	2	2	3	–	1	2
2122	2	2	2	1	1	2	1	1	–	–	–	2	–	–	–	1	1	–
2211	2	1	–	–	1	–	–	1	–	–	–	–	–	–	–	2	–	–
2212	10	9	11	10	9	10	10	7	10	–	2	–	–	–	–	–	–	1
2219	20	6	5	7	2	3	7	2	1	–	–	2	–	–	–	13	4	2
2221	–	3	4	–	3	4	–	2	3	–	1	1	–	–	–	–	–	–
2222	114	92	52	114	87	50	89	68	41	23	18	9	2	1	–	–	5	2
2223	9	16	12	9	15	12	7	13	12	2	2	–	–	–	–	–	1	–
2229	46	32	23	46	31	19	39	26	14	6	4	5	1	1	–	–	1	4
2311	31	20	21	31	19	21	27	17	16	4	2	5	–	–	–	–	1	–
2319	1	2	3	1	2	3	–	1	3	1	1	–	–	–	–	–	–	–
2320	3	7	6	3	7	6	3	7	4	–	–	2	–	–	–	–	–	–
2330	104	73	83	104	69	82	90	60	73	10	9	9	4	–	–	–	4	1
2341	6	4	4	6	4	4	5	3	4	1	1	–	–	–	–	–	–	–
2342	100	84	52	100	75	48	86	66	38	12	8	8	2	1	2	–	9	4
2349	11	5	3	11	5	3	10	3	3	1	2	–	–	–	–	–	–	–
2391	21	20	17	21	18	17	18	13	14	2	4	3	1	1	–	–	2	–

Capítulo 27 - Goiás

27.1 - Quantidade de acidentes do trabalho, por situação do registro e motivo, segundo a Classificação Nacional de Atividades Econômicas (CNAE), no estado de Goiás - 2014/2016

(continuação)

CNAE	QUANTIDADE DE ACIDENTES DO TRABALHO																	
	Total			Com CAT Registrada												Sem CAT Registrada		
				Total			Motivo											
							Típico			Trajeto			Doença do Trabalho					
	2014	2015	2016	2014	2015	2016	2014	2015	2016	2014	2015	2016	2014	2015	2016	2014	2015	2016
2392	2	–	–	2	–	–	1	–	–	1	–	–	–	–	–	–	–	–
2399	3	3	4	3	3	4	2	3	3	1	–	1	–	–	–	–	–	–
2412	66	46	41	66	46	39	63	38	34	3	–	3	–	8	2	–	–	2
2423	–	2	1	–	2	1	–	1	1	–	1	–	–	–	–	–	–	–
2424	3	2	4	3	2	4	3	2	4	–	–	–	–	–	–	–	–	–
2431	6	1	–	6	1	–	4	1	–	2	–	–	–	–	–	–	–	–
2441	6	2	1	6	2	1	4	1	1	1	1	–	1	–	–	–	–	–
2451	–	1	2	–	1	1	–	1	–	–	–	1	–	–	–	–	–	1
2452	5	2	2	1	2	2	–	2	2	1	–	–	–	–	–	4	–	–
2511	65	56	41	63	55	41	51	40	23	11	14	14	1	1	4	2	1	–
2512	48	61	52	48	59	47	37	47	37	11	12	10	–	–	–	–	2	5
2513	–	–	1	–	–	1	–	–	1	–	–	–	–	–	–	–	–	–
2521	8	3	1	8	3	1	6	3	1	2	–	–	–	–	–	–	–	–
2522	5	2	5	1	1	1	1	–	1	–	1	–	–	–	–	4	1	4
2532	11	7	8	11	7	8	8	6	7	3	1	1	–	–	–	–	–	–
2539	13	19	15	13	19	15	10	11	11	3	7	3	–	1	1	–	–	–
2542	17	5	5	17	5	4	16	3	4	1	2	–	–	–	–	–	–	1
2543	2	2	3	2	2	3	1	1	1	1	1	2	–	–	–	–	–	–
2591	15	24	20	15	23	20	13	18	16	2	4	4	–	1	–	–	1	–
2592	19	9	8	19	8	6	18	6	4	1	2	2	–	–	–	–	1	2
2593	2	3	1	2	3	1	2	3	1	–	–	–	–	–	–	–	–	–
2599	38	34	30	38	32	29	30	26	16	7	6	13	1	–	–	–	2	1
2610	–	–	2	–	–	2	–	–	1	–	–	1	–	–	–	–	–	–
2631	–	1	–	–	1	–	–	–	–	–	1	–	–	–	–	–	–	–
2640	2	1	2	2	1	2	2	1	–	–	–	2	–	–	–	–	–	–
2651	1	–	3	1	–	3	1	–	1	–	–	2	–	–	–	–	–	–
2710	5	5	2	5	5	1	5	3	1	–	2	–	–	–	–	–	–	1
2722	–	2	–	–	2	–	–	1	–	–	1	–	–	–	–	–	–	–
2731	22	10	4	21	10	4	18	4	2	3	5	2	–	1	–	1	–	–
2732	2	1	2	2	1	2	2	1	1	–	–	1	–	–	–	–	–	–
2733	5	5	3	5	5	3	5	5	2	–	–	1	–	–	–	–	–	–
2740	2	–	4	2	–	4	2	–	3	–	–	1	–	–	–	–	–	–
2751	–	2	–	–	–	–	–	–	–	–	–	–	–	–	–	–	2	–
2759	1	2	3	1	2	3	1	–	1	–	–	–	–	2	2	–	–	–
2790	8	5	5	8	5	5	4	2	4	4	3	1	–	–	–	–	–	–
2811	–	–	1	–	–	1	–	–	1	–	–	–	–	–	–	–	–	–
2812	1	1	2	1	1	2	1	–	2	–	1	–	–	–	–	–	–	–
2813	2	6	7	2	5	6	1	2	5	1	3	1	–	–	–	–	1	1
2815	–	1	–	–	1	–	–	1	–	–	–	–	–	–	–	–	–	–
2821	–	1	–	–	1	–	–	1	–	–	–	–	–	–	–	–	–	–
2822	10	7	6	10	7	5	10	7	3	–	–	2	–	–	–	–	–	1
2823	1	4	3	1	3	3	–	2	2	1	1	1	–	–	–	–	1	–
2825	1	–	–	1	–	–	1	–	–	–	–	–	–	–	–	–	–	–
2829	5	8	2	5	8	2	2	3	1	3	5	1	–	–	–	–	–	–
2831	–	1	–	–	1	–	–	1	–	–	–	–	–	–	–	–	–	–
2832	–	2	–	–	2	–	–	2	–	–	–	–	–	–	–	–	–	–
2833	46	22	32	46	21	31	38	16	21	1	3	5	7	2	5	–	1	1
2840	11	11	12	11	11	12	7	11	10	4	–	2	–	–	–	–	–	–
2854	4	1	2	4	1	2	3	1	2	1	–	–	–	–	–	–	–	–
2861	1	1	1	1	1	1	1	1	1	–	–	–	–	–	–	–	–	–
2862	3	8	4	3	8	4	2	8	2	1	–	2	–	–	–	–	–	–
2863	1	–	–	1	–	–	1	–	–	–	–	–	–	–	–	–	–	–
2866	2	1	1	2	1	1	2	–	1	–	1	–	–	–	–	–	–	–
2869	2	5	1	2	5	1	2	4	–	–	1	1	–	–	–	–	–	–
2910	163	128	110	163	123	104	121	92	90	24	24	11	18	7	3	–	5	6
2920	–	1	–	–	1	–	–	–	–	–	1	–	–	–	–	–	–	–
2930	34	49	53	34	45	53	29	41	47	4	2	5	1	2	1	–	4	–
2941	2	1	–	2	1	–	1	–	–	1	1	–	–	–	–	–	–	–
2945	1	–	1	1	–	1	–	–	1	1	–	–	–	–	–	–	–	–
2949	2	5	1	2	4	1	–	3	1	1	1	–	1	–	–	–	1	–
2950	5	3	3	5	3	3	2	2	2	3	1	1	–	–	–	–	–	–
3012	2	1	–	2	1	–	1	1	–	1	–	–	–	–	–	–	–	–
3099	1	1	–	1	1	–	1	1	–	–	–	–	–	–	–	–	–	–
3101	72	54	47	72	50	45	47	38	32	25	12	13	–	–	–	–	4	2
3102	12	9	11	12	9	11	9	6	7	3	3	4	–	–	–	–	–	–
3103	2	–	–	2	–	–	1	–	–	1	–	–	–	–	–	–	–	–
3104	26	28	30	26	28	27	23	20	18	3	8	9	–	–	–	–	–	3
3211	1	–	–	1	–	–	1	–	–	–	–	–	–	–	–	–	–	–
3212	4	2	2	4	2	2	–	1	2	4	1	–	–	–	–	–	–	–
3230	4	7	2	3	3	2	1	2	1	2	–	1	–	1	–	1	4	–
3240	2	–	2	2	–	2	1	–	2	1	–	–	–	–	–	–	–	–
3250	6	7	22	6	7	22	4	3	11	2	4	11	–	–	–	–	–	–
3291	4	1	–	2	–	–	2	–	–	–	–	–	–	–	–	2	1	–
3292	1	1	1	1	1	1	–	1	1	1	–	–	–	–	–	–	–	–
3299	26	27	22	26	27	21	20	16	11	5	11	9	1	–	1	–	–	1
3311	7	5	2	7	5	2	4	5	1	2	–	1	1	–	–	–	–	–
3312	3	–	2	3	–	2	2	–	1	1	–	1	–	–	–	–	–	–
3313	4	5	6	4	5	6	3	4	4	1	1	2	–	–	–	–	–	–

Capítulo 27 - Goiás

27.1 - Quantidade de acidentes do trabalho, por situação do registro e motivo, segundo a Classificação Nacional de Atividades Econômicas (CNAE), no estado de Goiás - 2014/2016

(continuação)

CNAE	QUANTIDADE DE ACIDENTES DO TRABALHO																	
	Total			Com CAT Registrada												Sem CAT Registrada		
				Total			Motivo											
							Típico			Trajeto			Doença do Trabalho					
	2014	2015	2016	2014	2015	2016	2014	2015	2016	2014	2015	2016	2014	2015	2016	2014	2015	2016
3314	15	19	25	15	18	24	12	12	19	2	6	5	1	–	–	–	1	1
3316	4	1	2	4	1	2	4	–	–	–	1	2	–	–	–	–	–	–
3319	–	7	7	–	6	7	–	6	4	–	–	3	–	–	–	–	1	–
3321	7	15	8	7	15	6	7	13	4	–	2	2	–	–	–	–	–	2
3329	6	2	4	6	2	4	5	1	3	1	–	1	–	1	–	–	–	–
3511	26	25	16	22	23	16	19	17	10	3	5	6	–	1	–	4	2	–
3512	2	3	12	1	3	12	1	3	9	–	–	3	–	–	–	1	–	–
3513	–	–	1	–	–	1	–	–	1	–	–	–	–	–	–	–	–	–
3514	40	38	34	40	37	34	33	28	26	7	9	7	–	–	1	–	1	–
3600	18	15	39	18	15	39	8	5	29	9	10	9	1	–	1	–	–	–
3701	9	16	6	9	16	6	5	10	4	4	6	1	–	–	1	–	–	–
3702	17	26	27	17	25	26	16	21	22	1	4	4	–	–	–	–	1	1
3811	199	156	130	199	151	125	127	95	87	72	54	38	–	2	–	–	5	5
3812	3	1	3	3	1	3	3	1	2	–	–	1	–	–	–	–	–	–
3821	1	1	5	1	1	5	1	1	5	–	–	–	–	–	–	–	–	–
3822	1	2	3	1	1	3	1	–	3	–	1	–	–	–	–	–	1	–
3831	15	12	12	15	12	11	13	10	10	2	2	1	–	–	–	–	–	1
3832	9	11	6	9	11	6	6	8	6	3	3	–	–	–	–	–	–	–
3839	12	21	10	12	21	8	9	10	7	3	10	1	–	1	–	–	–	2
3900	1	1	1	1	1	1	–	1	1	–	–	–	1	–	–	–	–	–
4110	168	167	179	168	156	173	124	113	130	44	43	40	–	–	3	–	11	6
4120	465	361	331	464	342	314	345	249	224	113	88	83	6	5	7	1	19	17
4211	178	99	104	178	92	99	154	81	80	23	11	19	1	–	–	–	7	5
4212	53	18	20	53	18	18	42	16	15	11	2	3	–	–	–	–	–	2
4213	3	1	4	3	1	4	–	1	2	3	–	2	–	–	–	–	–	–
4221	191	169	239	166	153	229	141	122	202	23	31	26	2	–	1	25	16	10
4222	27	23	23	27	23	23	20	17	21	7	6	2	–	–	–	–	–	–
4223	21	1	–	–	–	–	–	–	–	–	–	–	–	–	–	21	1	–
4292	27	30	26	27	29	22	21	24	16	6	5	6	–	–	–	–	1	4
4299	47	35	29	47	35	29	33	28	20	14	7	9	–	–	–	–	–	–
4311	3	–	–	3	–	–	3	–	–	–	–	–	–	–	–	–	–	–
4312	2	2	4	2	2	4	2	2	3	–	–	1	–	–	–	–	–	–
4313	57	37	43	57	36	41	37	27	23	16	8	18	4	1	–	–	1	2
4319	8	15	19	8	15	16	7	13	13	1	2	3	–	–	–	–	–	3
4321	35	27	44	35	27	44	19	18	30	15	9	13	1	–	1	–	–	–
4322	16	16	9	16	16	9	10	9	8	6	7	1	–	–	–	–	–	–
4329	21	28	25	21	27	25	8	22	17	12	4	8	1	1	–	–	1	–
4330	38	30	20	38	28	20	23	18	13	11	10	7	4	–	–	–	2	–
4391	6	7	17	6	6	16	6	5	16	–	1	–	–	–	–	–	1	1
4399	67	64	36	67	62	35	42	48	24	25	13	9	–	1	2	–	2	1
4511	73	72	77	73	63	77	35	31	40	38	32	37	–	–	–	–	9	–
4512	–	1	1	–	1	1	–	1	–	–	–	1	–	–	–	–	–	–
4520	77	65	65	77	61	63	49	39	37	27	19	26	1	3	–	–	4	2
4530	201	147	158	201	139	157	101	74	79	95	63	73	5	2	5	–	8	1
4541	28	29	30	28	27	29	12	9	5	16	17	21	–	1	3	–	2	1
4542	–	–	2	–	–	2	–	–	1	–	–	1	–	–	–	–	–	–
4611	2	–	1	2	–	1	–	–	1	2	–	–	–	–	–	–	–	–
4613	–	–	1	–	–	1	–	–	–	–	–	1	–	–	–	–	–	–
4617	–	–	5	–	–	4	–	–	–	–	–	4	–	–	–	–	–	1
4618	1	–	–	1	–	–	–	–	–	1	–	–	–	–	–	–	–	–
4619	1	–	1	1	–	1	1	–	1	–	–	–	–	–	–	–	–	–
4622	–	3	2	–	3	2	–	3	1	–	–	1	–	–	–	–	–	–
4623	23	12	28	23	12	28	17	7	22	6	5	6	–	–	–	–	–	–
4631	5	9	2	5	8	2	1	5	–	4	3	2	–	–	–	–	1	–
4632	5	15	22	5	14	21	4	10	16	1	4	5	–	–	–	–	1	1
4633	12	11	16	12	11	16	6	6	10	5	4	6	1	1	–	–	–	–
4634	13	17	18	13	16	18	7	8	9	6	8	9	–	–	–	–	1	–
4635	107	75	67	107	72	64	65	49	50	42	23	14	–	–	–	–	3	3
4636	3	3	5	3	3	5	1	1	3	2	2	2	–	–	–	–	–	–
4637	10	16	23	10	15	22	6	5	5	4	10	17	–	–	–	–	1	1
4639	36	53	52	36	49	52	24	30	35	12	19	17	–	–	–	–	4	–
4641	11	8	9	11	8	9	6	4	1	5	4	8	–	–	–	–	–	–
4642	16	32	14	16	32	14	5	22	9	11	9	5	–	1	–	–	–	–
4643	–	1	–	–	1	–	–	–	–	–	1	–	–	–	–	–	–	–
4644	29	42	32	29	41	30	17	17	18	12	24	12	–	–	–	–	1	2
4645	9	8	6	9	7	6	2	3	1	7	4	5	–	–	–	–	1	–
4646	47	43	24	47	43	24	28	26	15	19	17	9	–	–	–	–	–	–
4647	5	2	4	5	2	4	3	–	1	2	2	3	–	–	–	–	–	–
4649	28	20	12	28	19	12	19	11	8	9	8	4	–	–	–	–	1	–
4651	–	–	3	–	–	3	–	–	1	–	–	2	–	–	–	–	–	–
4661	15	9	17	15	9	17	10	4	11	5	5	5	–	–	1	–	–	–
4662	4	8	5	4	8	5	4	8	5	–	–	–	–	–	–	–	–	–
4663	4	8	4	4	5	4	2	3	2	2	2	2	–	–	–	–	3	–
4664	1	1	2	1	1	2	1	1	2	–	–	–	–	–	–	–	–	–
4665	5	2	6	5	2	6	5	–	3	–	2	3	–	–	–	–	–	–
4669	15	12	7	15	11	7	10	5	4	4	6	3	1	–	–	–	1	–
4671	6	4	10	6	4	9	4	3	9	2	1	–	–	–	–	–	–	1
4672	13	2	7	13	2	7	8	2	5	5	–	2	–	–	–	–	–	–

Capítulo 27 - Goiás

27.1 - Quantidade de acidentes do trabalho, por situação do registro e motivo, segundo a Classificação Nacional de Atividades Econômicas (CNAE), no estado de Goiás - 2014/2016

(continuação)

CNAE	QUANTIDADE DE ACIDENTES DO TRABALHO																	
	Total			Com CAT Registrada												Sem CAT Registrada		
				Total			Motivo											
							Típico			Trajeto			Doença do Trabalho					
	2014	2015	2016	2014	2015	2016	2014	2015	2016	2014	2015	2016	2014	2015	2016	2014	2015	2016
4673	3	4	7	3	4	7	3	3	3	–	1	4	–	–	–	–	–	–
4674	–	1	2	–	1	2	–	1	1	–	–	1	–	–	–	–	–	–
4679	15	16	22	15	16	22	11	6	9	4	9	13	–	1	–	–	–	–
4681	8	4	5	8	4	5	6	1	2	2	3	3	–	–	–	–	–	–
4682	29	27	17	29	27	17	20	19	12	7	7	5	2	1	–	–	–	–
4683	4	7	14	4	7	13	2	1	5	2	6	8	–	–	–	–	–	1
4685	–	3	2	–	3	2	–	1	2	–	2	–	–	–	–	–	–	–
4686	4	2	5	4	2	5	2	2	5	2	–	–	–	–	–	–	–	–
4687	9	11	14	9	11	13	8	10	11	1	1	2	–	–	–	–	–	1
4689	17	21	13	17	20	13	11	14	8	6	6	4	–	–	1	–	1	–
4691	8	10	9	8	10	9	3	8	5	5	2	4	–	–	–	–	–	–
4692	6	7	7	6	7	7	4	4	4	2	3	3	–	–	–	–	–	–
4693	21	20	12	21	18	10	14	8	6	6	10	4	1	–	–	–	2	2
4711	292	332	358	292	310	340	205	220	225	85	87	112	2	3	3	–	22	18
4712	38	39	30	38	37	30	28	22	15	8	13	14	2	2	1	–	2	–
4713	28	17	6	28	17	6	10	12	1	18	5	5	–	–	–	–	–	–
4721	26	15	18	26	15	18	13	6	11	13	8	7	–	1	–	–	–	–
4722	23	15	29	23	14	29	14	10	17	7	4	12	2	–	–	–	1	–
4723	13	24	10	13	21	10	10	13	3	3	8	6	–	–	1	–	3	–
4724	10	3	3	10	3	3	5	2	1	5	1	2	–	–	–	–	–	–
4729	21	26	30	21	26	29	9	12	14	12	14	15	–	–	–	–	–	1
4731	75	93	70	75	91	70	43	42	28	31	49	41	1	–	1	–	2	–
4732	1	1	2	1	1	2	–	1	1	1	–	1	–	–	–	–	–	–
4741	11	11	10	11	11	10	3	6	3	8	5	7	–	–	–	–	–	–
4742	16	16	11	16	15	11	9	9	9	7	6	2	–	–	–	–	1	–
4743	13	7	5	13	7	5	8	4	4	5	3	1	–	–	–	–	–	–
4744	179	148	130	179	140	125	96	91	85	80	42	38	3	7	2	–	8	5
4751	17	22	19	17	20	19	6	7	9	11	13	10	–	–	–	–	2	–
4752	5	13	16	5	13	16	2	–	2	3	13	13	–	–	1	–	–	–
4753	79	54	47	79	52	46	47	26	26	32	25	19	–	1	1	–	2	1
4754	23	33	28	23	33	28	11	15	9	12	18	19	–	–	–	–	–	–
4755	16	17	16	16	17	15	5	5	5	9	11	9	2	1	1	–	–	1
4756	–	1	–	–	1	–	–	1	–	–	–	–	–	–	–	–	–	–
4757	8	7	9	8	7	9	4	4	6	4	3	3	–	–	–	–	–	–
4759	12	12	11	12	12	11	8	4	4	4	8	7	–	–	–	–	–	–
4761	4	4	9	4	4	9	3	1	4	1	3	5	–	–	–	–	–	–
4763	13	6	11	13	5	11	5	–	5	7	5	5	1	–	1	–	1	–
4771	87	90	99	87	87	98	45	36	54	42	50	43	–	1	1	–	3	1
4772	4	14	10	4	12	10	2	3	3	2	9	7	–	–	–	–	2	–
4773	4	4	3	4	4	3	–	1	1	4	3	2	–	–	–	–	–	–
4774	–	3	7	–	3	7	–	2	1	–	1	6	–	–	–	–	–	–
4781	61	50	66	61	47	63	24	24	23	34	23	40	3	–	–	–	3	3
4782	28	35	26	28	33	25	11	13	5	16	19	20	1	1	–	–	2	1
4783	3	5	–	3	5	–	1	1	–	2	3	–	–	1	–	–	–	–
4784	16	25	28	16	25	28	9	11	14	7	14	13	–	–	1	–	–	–
4785	–	2	3	–	1	3	–	–	1	–	1	2	–	–	–	–	1	–
4789	70	63	63	70	63	62	34	30	27	34	33	35	2	–	–	–	–	1
4911	5	1	2	5	1	2	3	1	2	2	–	–	–	–	–	–	–	–
4921	154	133	90	154	132	86	73	64	24	80	66	59	1	2	3	–	1	4
4922	47	25	32	47	22	30	26	18	17	20	4	13	1	–	–	–	3	2
4923	49	24	25	49	24	25	19	4	7	30	20	18	–	–	–	–	–	–
4924	1	1	–	1	1	–	–	1	–	1	–	–	–	–	–	–	–	–
4929	10	18	9	10	15	7	5	8	4	5	6	2	–	1	1	–	3	2
4930	347	327	296	347	302	272	231	211	166	107	86	105	9	5	1	–	25	24
4940	3	2	–	3	2	–	3	1	–	–	1	–	–	–	–	–	–	–
5012	–	–	3	–	–	3	–	–	3	–	–	–	–	–	–	–	–	–
5021	3	1	4	3	1	3	3	1	3	–	–	–	–	–	–	–	–	1
5030	1	–	–	–	–	–	–	–	–	–	–	–	–	–	–	1	–	–
5111	17	20	5	7	6	5	2	1	1	5	5	4	–	–	–	10	14	–
5112	1	1	–	1	1	–	1	–	–	–	1	–	–	–	–	–	–	–
5120	1	–	–	1	–	–	–	–	–	1	–	–	–	–	–	–	–	–
5211	41	31	34	40	30	34	32	23	27	8	7	6	–	–	1	1	1	–
5212	20	9	12	6	4	10	6	2	6	–	2	4	–	–	–	14	5	2
5221	–	18	15	–	17	13	–	16	11	–	1	2	–	–	–	–	1	2
5223	5	6	9	5	6	9	2	–	1	3	6	8	–	–	–	–	–	–
5229	14	15	27	13	13	24	4	5	9	9	7	15	–	1	–	1	2	3
5240	13	13	6	13	13	6	10	10	3	3	3	3	–	–	–	–	–	–
5250	8	3	1	8	3	1	4	–	–	4	3	1	–	–	–	–	–	–
5310	189	166	209	189	165	209	161	137	190	23	14	9	5	14	10	–	1	–
5320	27	27	17	27	24	16	14	15	8	13	9	8	–	–	–	–	3	1
5510	103	133	101	103	125	100	64	76	69	39	49	30	–	–	1	–	8	1
5590	1	–	2	1	–	2	1	–	2	–	–	–	–	–	–	–	–	–
5611	207	249	265	207	239	261	109	127	126	93	109	129	5	3	6	–	10	4
5612	1	1	–	1	1	–	1	1	–	–	–	–	–	–	–	–	–	–
5620	54	76	70	54	73	66	48	52	48	6	21	17	–	–	1	–	3	4
5811	–	1	–	–	1	–	–	–	–	–	1	–	–	–	–	–	–	–
5822	6	3	3	6	3	3	5	1	2	1	2	1	–	–	–	–	–	–
5829	3	5	2	3	4	2	2	4	2	1	–	–	–	–	–	–	1	–

Capítulo 27 - Goiás

27.1 - Quantidade de acidentes do trabalho, por situação do registro e motivo, segundo a Classificação Nacional de Atividades Econômicas (CNAE), no estado de Goiás - 2014/2016

(continuação)

CNAE	QUANTIDADE DE ACIDENTES DO TRABALHO																	
	Total			Com CAT Registrada												Sem CAT Registrada		
				Total			Motivo											
							Típico			Trajeto			Doença do Trabalho					
	2014	2015	2016	2014	2015	2016	2014	2015	2016	2014	2015	2016	2014	2015	2016	2014	2015	2016
5911	1	1	1	1	1	1	1	–	–	–	1	1	–	–	–	–	–	–
5914	–	1	1	–	1	1	–	1	–	–	–	1	–	–	–	–	–	–
6010	–	1	1	–	–	1	–	–	–	–	–	1	–	–	–	–	1	–
6021	12	21	8	12	20	8	7	11	4	4	9	4	1	–	–	–	1	–
6110	19	16	25	19	15	25	14	13	13	5	1	12	–	1	–	–	1	–
6120	–	6	8	–	6	8	–	4	3	–	2	5	–	–	–	–	–	–
6130	–	1	–	–	1	–	–	1	–	–	–	–	–	–	–	–	–	–
6141	4	2	–	4	1	–	2	1	–	2	–	–	–	–	–	–	1	–
6190	1	3	7	1	3	7	1	1	2	–	2	5	–	–	–	–	–	–
6201	18	10	6	3	3	4	2	1	1	1	2	3	–	–	–	15	7	2
6202	4	4	2	4	3	2	2	1	–	2	2	2	–	–	–	–	1	–
6203	–	1	–	–	1	–	–	–	–	–	1	–	–	–	–	–	–	–
6204	4	7	8	4	7	8	1	3	6	3	4	2	–	–	–	–	–	–
6209	5	5	10	5	5	7	2	1	1	3	4	5	–	–	1	–	–	3
6311	6	7	8	4	5	8	1	1	2	3	4	6	–	–	–	2	2	–
6399	2	3	3	2	3	3	–	1	1	2	2	2	–	–	–	–	–	–
6421	3	1	4	3	1	4	1	1	1	–	–	2	2	–	1	–	–	–
6422	54	57	39	54	50	37	24	16	25	6	5	5	24	29	7	–	7	2
6423	13	7	6	13	6	5	6	2	4	7	2	1	–	2	–	–	1	1
6424	2	7	4	2	6	4	–	1	1	2	3	2	–	2	1	–	1	–
6431	–	–	4	–	–	4	–	–	–	–	–	4	–	–	–	–	–	–
6434	1	–	–	1	–	–	–	–	–	1	–	–	–	–	–	–	–	–
6435	–	2	–	–	–	–	–	–	–	–	–	–	–	–	–	–	2	–
6436	–	1	–	–	1	–	–	1	–	–	–	–	–	–	–	–	–	–
6440	1	4	1	1	4	1	1	3	1	–	1	–	–	–	–	–	–	–
6462	14	10	10	14	10	9	8	1	4	6	9	5	–	–	–	–	–	1
6463	3	4	1	3	4	1	3	3	1	–	1	–	–	–	–	–	–	–
6491	1	–	–	1	–	–	1	–	–	–	–	–	–	–	–	–	–	–
6493	1	–	1	1	–	1	–	–	–	1	–	1	–	–	–	–	–	–
6512	1	–	–	1	–	–	–	–	–	1	–	–	–	–	–	–	–	–
6541	3	1	1	3	1	1	–	1	1	3	–	–	–	–	–	–	–	–
6550	11	14	23	11	14	23	6	6	13	5	8	10	–	–	–	–	–	–
6612	1	–	–	1	–	–	–	–	–	1	–	–	–	–	–	–	–	–
6613	3	1	–	1	–	–	1	–	–	–	–	–	–	–	–	2	1	–
6619	3	–	–	3	–	–	1	–	–	2	–	–	–	–	–	–	–	–
6622	2	8	7	2	8	7	1	2	2	1	6	5	–	–	–	–	–	–
6629	1	–	1	1	–	1	1	–	1	–	–	–	–	–	–	–	–	–
6630	4	1	1	–	1	1	–	–	1	–	1	–	–	–	–	4	–	–
6810	39	14	8	39	14	7	36	7	2	2	7	5	1	–	–	–	–	1
6821	4	6	6	4	6	6	1	4	1	3	2	5	–	–	–	–	–	–
6822	14	11	3	14	10	3	9	6	2	5	4	1	–	–	–	–	1	–
6911	2	5	3	2	4	3	1	2	2	1	2	1	–	–	–	–	1	–
6912	1	3	7	1	3	7	–	2	5	1	1	2	–	–	–	–	–	–
6920	46	42	42	46	41	41	17	12	14	28	29	27	1	–	–	–	1	1
7020	5	12	10	5	12	9	2	4	1	3	8	8	–	–	–	–	–	1
7111	1	2	–	1	1	–	1	–	–	–	1	–	–	–	–	–	1	–
7112	62	52	37	62	52	34	37	41	22	25	10	12	–	1	–	–	–	3
7119	6	5	9	6	4	9	5	4	7	1	–	2	–	–	–	–	1	–
7120	6	6	4	6	5	4	4	4	2	2	1	2	–	–	–	–	1	–
7210	16	8	7	16	8	6	9	8	5	7	–	1	–	–	–	–	–	1
7311	1	1	–	1	–	–	–	–	–	1	–	–	–	–	–	–	1	–
7312	6	2	–	6	2	–	2	1	–	4	1	–	–	–	–	–	–	–
7319	6	5	6	6	4	6	3	1	1	3	3	5	–	–	–	–	1	–
7320	5	1	1	2	1	1	1	–	–	1	1	1	–	–	–	3	–	–
7410	–	1	1	–	1	–	–	–	–	–	1	–	–	–	–	–	–	1
7420	2	3	1	2	1	1	2	–	–	–	1	1	–	–	–	–	2	–
7490	9	8	12	9	8	12	4	5	7	5	3	4	–	–	1	–	–	–
7500	3	–	1	3	–	1	3	–	–	–	–	1	–	–	–	–	–	–
7711	2	8	3	2	8	3	1	5	–	1	3	3	–	–	–	–	–	–
7719	8	7	–	8	7	–	7	5	–	1	2	–	–	–	–	–	–	–
7721	–	1	–	–	1	–	–	–	–	–	1	–	–	–	–	–	–	–
7722	1	–	–	1	–	–	1	–	–	–	–	–	–	–	–	–	–	–
7723	–	–	1	–	–	1	–	–	–	–	–	1	–	–	–	–	–	–
7729	1	1	7	1	1	7	1	–	5	–	1	2	–	–	–	–	–	–
7731	3	3	2	3	2	2	2	2	2	1	–	–	–	–	–	–	1	–
7732	19	7	17	19	7	16	15	5	6	4	2	10	–	–	–	–	–	1
7733	1	2	1	1	1	1	1	–	–	–	1	1	–	–	–	–	1	–
7739	9	11	9	9	11	9	5	9	5	3	2	4	1	–	–	–	–	–
7810	5	9	19	5	9	19	–	5	14	5	4	5	–	–	–	–	–	–
7820	53	79	97	53	76	91	39	59	79	14	16	12	–	1	–	–	3	6
7830	4	5	6	4	4	5	1	3	2	3	1	3	–	–	–	–	1	1
7911	3	2	7	3	2	7	1	–	3	2	1	4	–	1	–	–	–	–
7990	1	1	2	1	1	2	1	–	2	–	1	–	–	–	–	–	–	–
8011	133	101	95	132	92	84	42	21	26	89	69	58	1	2	–	1	9	11
8012	54	53	42	51	47	38	36	32	13	15	15	25	–	–	–	3	6	4
8020	11	16	10	11	16	9	7	12	4	4	4	5	–	–	–	–	–	1
8030	–	5	–	–	–	–	–	–	–	–	–	–	–	–	–	–	5	–
8111	14	13	14	14	12	14	3	5	4	11	7	10	–	–	–	–	1	–

Capítulo 27 - Goiás

27.1 - Quantidade de acidentes do trabalho, por situação do registro e motivo, segundo a Classificação Nacional de Atividades Econômicas (CNAE), no estado de Goiás - 2014/2016

(conclusão)

CNAE	QUANTIDADE DE ACIDENTES DO TRABALHO																	
	Total			Com CAT Registrada												Sem CAT Registrada		
				Total			Motivo											
							Típico			Trajeto			Doença do Trabalho					
	2014	2015	2016	2014	2015	2016	2014	2015	2016	2014	2015	2016	2014	2015	2016	2014	2015	2016
8112	68	71	94	68	67	93	44	41	54	24	26	39	–	–	–	–	4	1
8121	118	134	128	118	112	115	58	46	49	60	64	65	–	2	1	–	22	13
8122	10	1	4	10	1	4	3	1	–	7	–	4	–	–	–	–	–	–
8129	33	35	29	33	29	22	10	11	13	13	12	6	10	6	3	–	6	7
8130	7	4	4	4	3	4	3	2	3	1	1	1	–	–	–	3	1	–
8211	33	33	39	32	30	38	17	16	9	15	14	29	–	–	–	1	3	1
8219	19	15	24	19	15	24	7	3	8	12	12	16	–	–	–	–	–	–
8220	148	159	174	148	155	173	30	30	38	115	124	133	3	1	2	–	4	1
8230	6	5	6	6	5	6	3	2	3	3	3	3	–	–	–	–	–	–
8291	8	8	6	8	4	6	1	2	3	6	2	2	1	–	1	–	4	–
8292	–	–	2	–	–	2	–	–	2	–	–	–	–	–	–	–	–	–
8299	110	81	74	110	70	72	70	46	35	38	23	35	2	1	2	–	11	2
8411	81	98	141	81	85	121	55	60	85	26	25	36	–	–	–	–	13	20
8413	3	–	–	3	–	–	3	–	–	–	–	–	–	–	–	–	–	–
8423	8	4	1	8	3	1	6	2	1	2	1	–	–	–	–	–	1	–
8424	9	14	17	9	10	14	4	7	5	5	3	9	–	–	–	–	4	3
8430	1	2	–	1	2	–	–	1	–	1	1	–	–	–	–	–	–	–
8511	42	70	49	4	5	9	–	3	5	4	2	3	–	–	1	38	65	40
8512	11	14	14	11	14	14	6	6	8	5	7	6	–	1	–	–	–	–
8513	21	27	23	21	25	23	15	12	13	6	13	10	–	–	–	–	2	–
8520	22	15	38	22	9	28	7	5	15	14	4	13	1	–	–	–	6	10
8531	19	20	18	16	16	17	12	8	14	4	8	3	–	–	–	3	4	1
8532	17	25	27	16	24	27	11	10	15	5	14	12	–	–	–	1	1	–
8541	2	4	1	2	4	1	1	3	–	1	1	1	–	–	–	–	–	–
8542	1	2	2	1	2	2	1	2	2	–	–	–	–	–	–	–	–	–
8550	2	4	4	2	3	4	1	2	4	1	1	–	–	–	–	–	1	–
8592	1	–	–	1	–	–	–	–	–	1	–	–	–	–	–	–	–	–
8593	2	4	–	2	4	–	–	2	–	2	2	–	–	–	–	–	–	–
8599	47	55	59	47	54	59	21	24	31	26	30	26	–	–	2	–	1	–
8610	939	1.077	1.073	939	1.053	1.050	758	880	865	174	165	182	7	8	3	–	24	23
8621	–	–	4	–	–	4	–	–	3	–	–	1	–	–	–	–	–	–
8630	103	68	84	103	68	83	69	50	53	33	17	28	1	1	2	–	–	1
8640	98	104	114	98	104	110	64	53	79	34	51	31	–	–	–	–	–	4
8650	7	7	4	7	6	4	5	3	1	2	3	3	–	–	–	–	1	–
8660	22	12	21	22	6	16	14	4	6	8	2	10	–	–	–	–	6	5
8690	5	8	10	5	8	10	4	5	6	1	3	4	–	–	–	–	–	–
8711	–	5	4	–	5	3	–	2	3	–	3	–	–	–	–	–	–	1
8720	9	9	21	9	9	20	4	7	16	5	1	4	–	1	–	–	–	1
8730	3	2	4	3	1	4	–	1	4	3	–	–	–	–	–	–	1	–
8800	145	130	129	145	123	127	102	86	88	43	36	39	–	1	–	–	7	2
9001	5	2	1	5	2	1	3	2	1	1	–	–	1	–	–	–	–	–
9311	–	–	2	–	–	2	–	–	1	–	–	1	–	–	–	–	–	–
9312	11	11	13	11	10	11	8	6	7	3	4	4	–	–	–	–	1	2
9313	8	9	5	8	8	5	6	5	2	2	3	2	–	–	1	–	1	–
9319	1	–	1	1	–	1	1	–	1	–	–	–	–	–	–	–	–	–
9321	11	6	8	11	6	8	9	2	5	2	3	3	–	1	–	–	–	–
9329	2	1	5	2	1	5	2	–	1	–	1	4	–	–	–	–	–	–
9411	4	3	9	4	3	9	1	1	7	3	2	2	–	–	–	–	–	–
9412	7	18	11	7	16	10	3	5	3	4	11	7	–	–	–	–	2	1
9420	20	23	17	20	20	17	14	14	10	6	6	7	–	–	–	–	3	–
9430	85	125	131	85	121	126	58	83	89	26	38	37	1	–	–	–	4	5
9491	16	18	24	16	18	24	11	10	13	5	8	11	–	–	–	–	–	–
9492	–	1	–	–	1	–	–	–	–	–	1	–	–	–	–	–	–	–
9493	1	–	–	1	–	–	1	–	–	–	–	–	–	–	–	–	–	–
9499	73	105	89	73	101	86	55	76	73	18	25	13	–	–	–	–	4	3
9511	9	8	10	9	6	8	3	3	4	6	2	4	–	1	–	–	2	2
9512	1	1	2	1	1	2	1	–	–	–	1	2	–	–	–	–	–	–
9521	4	2	10	4	2	10	2	–	7	2	2	3	–	–	–	–	–	–
9529	4	8	2	4	7	2	2	2	2	2	5	–	–	–	–	–	1	–
9601	8	8	14	8	8	14	7	6	9	1	2	5	–	–	–	–	–	–
9602	6	5	7	6	4	7	3	1	3	3	2	1	–	1	3	–	1	–
9603	19	14	9	19	14	9	6	9	3	13	5	5	–	–	1	–	–	–
9609	6	7	6	6	6	6	4	1	4	2	5	2	–	–	–	–	1	–
9700	1	3	5	1	3	5	1	1	3	–	2	2	–	–	–	–	–	–
Ignorado	2.044	1.242	1.339	144	176	165	122	141	138	18	32	25	4	3	2	1.900	1.066	1.174

Fonte: DATAPREV, CAT, SUB.
Nota: Os dados são preliminares, estando sujeitos a correções.

Capítulo 27 - Goiás

27.2 - Quantidade de acidentes do trabalho, por situação do registro e motivo, segundo os grupos de idade e sexo, no estado de Goiás - 2014/2016

GRUPOS DE IDADE E SEXO	QUANTIDADE DE ACIDENTES DO TRABALHO																	
	Total			Com CAT Registrada												Sem CAT Registrada		
				Total			Motivo											
							Típico			Trajeto			Doença do Trabalho					
	2014	2015	2016	2014	2015	2016	2014	2015	2016	2014	2015	2016	2014	2015	2016	2014	2015	2016
TOTAL	**17.263**	**15.663**	**15.311**	**15.060**	**13.796**	**13.535**	**11.096**	**10.084**	**9.724**	**3.742**	**3.498**	**3.618**	**222**	**214**	**193**	**2.203**	**1.867**	**1.776**
Masculino	**12.780**	**11.325**	**11.085**	**11.238**	**10.007**	**9.819**	**8.512**	**7.585**	**7.305**	**2.592**	**2.306**	**2.401**	**134**	**116**	**113**	**1.542**	**1.318**	**1.266**
Feminino	**4.481**	**4.338**	**4.225**	**3.820**	**3.789**	**3.715**	**2.582**	**2.499**	**2.418**	**1.150**	**1.192**	**1.217**	**88**	**98**	**80**	**661**	**549**	**510**
Ignorado	**2**	**–**	**1**	**2**	**–**	**1**	**2**	**–**	**1**	**–**	**–**	**–**	**–**	**–**	**–**	**–**	**–**	**–**
Até 19 anos	712	586	475	661	542	436	475	380	291	182	159	142	4	3	3	51	44	39
Masculino	566	474	386	521	439	354	379	320	239	139	116	113	3	3	2	45	35	32
Feminino	146	112	89	140	103	82	96	60	52	43	43	29	1	–	1	6	9	7
Ignorado	–	–	–	–	–	–	–	–	–	–	–	–	–	–	–	–	–	–
20 a 24 anos	2.901	2.626	2.437	2.663	2.407	2.229	1.950	1.744	1.522	690	646	690	23	17	17	238	219	208
Masculino	2.232	1.995	1.868	2.056	1.828	1.706	1.578	1.400	1.236	463	420	463	15	8	7	176	167	162
Feminino	668	631	569	606	579	523	371	344	286	227	226	227	8	9	10	62	52	46
Ignorado	1	–	–	1	–	–	1	–	–	–	–	–	–	–	–	–	–	–
25 a 29 anos	3.189	2.812	2.812	2.890	2.561	2.570	2.099	1.829	1.819	758	712	720	33	20	31	299	251	242
Masculino	2.337	2.044	2.055	2.130	1.863	1.882	1.610	1.391	1.422	506	461	440	14	11	20	207	181	173
Feminino	851	768	756	759	698	687	488	438	396	252	251	280	19	9	11	92	70	69
Ignorado	1	–	1	1	–	1	1	–	1	–	–	–	–	–	–	–	–	–
30 a 34 anos	2.838	2.630	2.558	2.522	2.378	2.314	1.834	1.746	1.648	653	596	632	35	36	34	316	252	244
Masculino	2.102	1.899	1.859	1.886	1.720	1.691	1.406	1.324	1.246	455	378	421	25	18	24	216	179	168
Feminino	736	731	699	636	658	623	428	422	402	198	218	211	10	18	10	100	73	76
Ignorado	–	–	–	–	–	–	–	–	–	–	–	–	–	–	–	–	–	–
35 a 39 anos	2.324	2.110	2.186	1.979	1.864	1.945	1.464	1.356	1.420	487	469	493	28	39	32	345	246	241
Masculino	1.642	1.467	1.468	1.407	1.290	1.307	1.052	960	981	336	313	310	19	17	16	235	177	161
Feminino	682	643	718	572	574	638	412	396	439	151	156	183	9	22	16	110	69	80
Ignorado	–	–	–	–	–	–	–	–	–	–	–	–	–	–	–	–	–	–
40 a 44 anos	1.789	1.625	1.598	1.495	1.404	1.403	1.129	1.040	1.018	338	331	358	28	33	27	294	221	195
Masculino	1.275	1.107	1.109	1.078	961	974	825	724	714	240	218	244	13	19	16	197	146	135
Feminino	514	518	489	417	443	429	304	316	304	98	113	114	15	14	11	97	75	60
Ignorado	–	–	–	–	–	–	–	–	–	–	–	–	–	–	–	–	–	–
45 a 49 anos	1.488	1.316	1.272	1.241	1.090	1.054	918	828	826	293	234	217	30	28	11	247	226	218
Masculino	1.067	862	867	907	720	721	679	565	573	210	142	143	18	13	5	160	142	146
Feminino	421	454	405	334	370	333	239	263	253	83	92	74	12	15	6	87	84	72
Ignorado	–	–	–	–	–	–	–	–	–	–	–	–	–	–	–	–	–	–
50 a 54 anos	1.024	988	1.015	826	794	804	629	600	594	176	174	199	21	20	11	198	194	211
Masculino	742	708	717	613	581	574	479	447	432	121	121	136	13	13	6	129	127	143
Feminino	282	280	298	213	213	230	150	153	162	55	53	63	8	7	5	69	67	68
Ignorado	–	–	–	–	–	–	–	–	–	–	–	–	–	–	–	–	–	–
55 a 59 anos	615	612	608	484	472	493	367	343	371	102	117	105	15	12	17	131	140	115
Masculino	483	466	454	381	364	367	303	272	283	69	83	74	9	9	10	102	102	87
Feminino	132	146	154	103	108	126	64	71	88	33	34	31	6	3	7	29	38	28
Ignorado	–	–	–	–	–	–	–	–	–	–	–	–	–	–	–	–	–	–
60 a 64 anos	302	276	277	232	207	221	185	164	163	42	38	52	5	5	6	70	69	56
Masculino	269	231	236	206	173	184	164	135	134	37	34	47	5	4	3	63	58	52
Feminino	33	45	41	26	34	37	21	29	29	5	4	5	–	1	3	7	11	4
Ignorado	–	–	–	–	–	–	–	–	–	–	–	–	–	–	–	–	–	–
65 a 69 anos	60	65	58	49	60	53	32	45	43	17	14	8	–	1	2	11	5	5
Masculino	50	57	53	40	53	48	26	40	38	14	12	8	–	1	2	10	4	5
Feminino	10	8	5	9	7	5	6	5	5	3	2	–	–	–	–	1	1	–
Ignorado	–	–	–	–	–	–	–	–	–	–	–	–	–	–	–	–	–	–
70 anos e mais	18	16	13	15	16	13	11	8	9	4	8	2	–	–	2	3	–	–
Masculino	14	15	11	12	15	11	10	7	7	2	8	2	–	–	2	2	–	–
Feminino	4	1	2	3	1	2	1	1	2	2	–	–	–	–	–	1	–	–
Ignorado	–	–	–	–	–	–	–	–	–	–	–	–	–	–	–	–	–	–
Ignorada	3	1	2	3	1	–	3	1	–	–	–	–	–	–	–	–	–	2
Masculino	1	–	2	1	–	–	1	–	–	–	–	–	–	–	–	–	–	2
Feminino	2	1	–	2	1	–	2	1	–	–	–	–	–	–	–	–	–	–
Ignorado	–	–	–	–	–	–	–	–	–	–	–	–	–	–	–	–	–	–

Fonte: DATAPREV, CAT, SUB.
Nota: Os dados são preliminares, estando sujeitos a correções.

Capítulo 27 - Goiás

27.3 - Quantidade mensal de acidentes do trabalho, por situação do registro e motivo, no estado de Goiás - 2014/2016

MESES	QUANTIDADE DE ACIDENTES DO TRABALHO																	
	Total			Com CAT Registrada												Sem CAT Registrada		
				Total			Motivo											
							Típico			Trajeto			Doença do Trabalho					
	2014	2015	2016	2014	2015	2016	2014	2015	2016	2014	2015	2016	2014	2015	2016	2014	2015	2016
TOTAL	**17.263**	**15.663**	**15.311**	**15.060**	**13.796**	**13.535**	**11.096**	**10.084**	**9.724**	**3.742**	**3.498**	**3.618**	**222**	**214**	**193**	**2.203**	**1.867**	**1.776**
Janeiro	1.340	1.155	1.117	1.163	1.007	969	878	744	681	272	247	274	13	16	14	177	148	148
Fevereiro	1.308	1.203	1.185	1.112	1.067	1.057	831	799	762	267	251	278	14	17	17	196	136	128
Março	1.347	1.384	1.350	1.177	1.244	1.173	891	921	853	272	302	301	14	21	19	170	140	177
Abril	1.346	1.234	1.251	1.172	1.107	1.115	855	807	813	296	269	288	21	31	14	174	127	136
Maio	1.561	1.269	1.352	1.392	1.103	1.207	1.013	813	847	359	275	352	20	15	8	169	166	145
Junho	1.393	1.278	1.469	1.228	1.103	1.313	860	800	943	350	290	348	18	13	22	165	175	156
Julho	1.560	1.419	1.369	1.372	1.236	1.236	995	880	888	349	341	336	28	15	12	188	183	133
Agosto	1.589	1.478	1.461	1.404	1.264	1.313	1.044	927	919	340	313	369	20	24	25	185	214	148
Setembro	1.638	1.466	1.373	1.420	1.300	1.201	1.056	952	903	349	329	276	15	19	22	218	166	172
Outubro	1.645	1.372	1.208	1.421	1.212	1.056	1.046	858	768	354	344	267	21	10	21	224	160	152
Novembro	1.338	1.287	1.102	1.156	1.151	966	887	867	704	249	261	251	20	23	11	182	136	136
Dezembro	1.198	1.118	1.074	1.043	1.002	929	740	716	643	285	276	278	18	10	8	155	116	145

Fonte: DATAPREV, CAT, SUB.
Nota: Os dados são preliminares, estando sujeitos a correções.

DISTRIBUIÇÃO DE ACIDENTES DO TRABALHO, POR MOTIVO, NO ESTADO DE GOIÁS - 2016

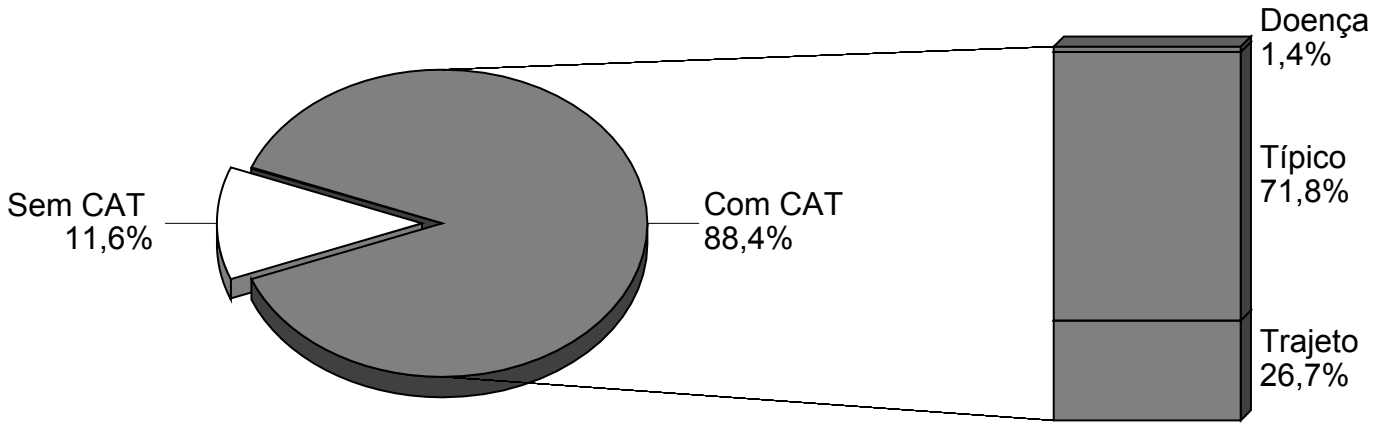

Fonte: DATAPREV, CAT, SUB.

Capítulo 28 - Distrito Federal

28.1 - Quantidade de acidentes do trabalho, por situação do registro e motivo, segundo a Classificação Nacional de Atividades Econômicas (CNAE), no Distrito Federal - 2014/2016

(continua)

CNAE	QUANTIDADE DE ACIDENTES DO TRABALHO																	
	Total			Com CAT Registrada												Sem CAT Registrada		
				Total			Motivo											
							Típico			Trajeto			Doença do Trabalho					
	2014	2015	2016	2014	2015	2016	2014	2015	2016	2014	2015	2016	2014	2015	2016	2014	2015	2016
TOTAL	**8.778**	**7.494**	**7.412**	**6.697**	**6.149**	**5.792**	**4.855**	**4.435**	**4.010**	**1.569**	**1.405**	**1.551**	**273**	**309**	**231**	**2.081**	**1.345**	**1.620**
0111	31	9	10	3	1	3	3	1	3	–	–	–	–	–	–	28	8	7
0112	9	1	–	2	–	–	2	–	–	–	–	–	–	–	–	7	1	–
0115	2	5	6	2	5	6	2	5	4	–	–	2	–	–	–	–	–	–
0116	1	1	–	1	1	–	–	1	–	1	–	–	–	–	–	–	–	–
0119	–	–	1	–	–	1	–	–	–	–	–	–	–	–	1	–	–	–
0121	23	6	6	2	2	–	2	1	–	–	1	–	–	–	–	21	4	6
0122	–	1	–	–	1	–	–	1	–	–	–	–	–	–	–	–	–	–
0133	–	–	1	–	–	1	–	–	1	–	–	–	–	–	–	–	–	–
0134	–	1	–	–	1	–	–	1	–	–	–	–	–	–	–	–	–	–
0139	1	–	–	–	–	–	–	–	–	–	–	–	–	–	–	1	–	–
0141	4	1	2	4	1	–	4	1	–	–	–	–	–	–	–	–	–	2
0142	–	1	–	–	1	–	–	1	–	–	–	–	–	–	–	–	–	–
0151	–	–	2	–	–	–	–	–	–	–	–	–	–	–	–	–	–	2
0152	–	1	–	–	1	–	–	1	–	–	–	–	–	–	–	–	–	–
0154	1	2	2	1	2	1	1	2	1	–	–	–	–	–	–	–	–	1
0155	9	9	6	9	8	6	9	6	5	–	2	1	–	–	–	–	1	–
0161	2	2	1	2	2	1	2	2	1	–	–	–	–	–	–	–	–	–
0162	1	–	–	1	–	–	1	–	–	–	–	–	–	–	–	–	–	–
0163	–	1	–	–	1	–	–	1	–	–	–	–	–	–	–	–	–	–
0210	1	–	–	1	–	–	1	–	–	–	–	–	–	–	–	–	–	–
0724	1	–	–	–	–	–	–	–	–	–	–	–	–	–	–	1	–	–
0810	–	3	1	–	2	–	–	1	–	–	1	–	–	–	–	–	1	1
0891	1	–	–	1	–	–	1	–	–	–	–	–	–	–	–	–	–	–
0899	2	1	4	2	1	4	1	–	4	1	–	–	–	1	–	–	–	–
1011	3	5	4	3	3	1	2	3	1	–	–	–	1	–	–	–	2	3
1012	52	41	26	49	34	21	45	30	18	2	4	2	2	–	1	3	7	5
1013	4	1	5	4	1	5	4	–	5	–	1	–	–	–	–	–	–	–
1020	1	3	4	1	2	3	1	1	3	–	1	–	–	–	–	–	1	1
1032	–	–	2	–	–	–	–	–	–	–	–	–	–	–	–	–	–	2
1033	–	1	1	–	1	1	–	1	1	–	–	–	–	–	–	–	–	–
1051	1	1	–	1	–	–	–	–	–	1	–	–	–	–	–	–	1	–
1052	–	–	4	–	–	1	–	–	1	–	–	–	–	–	–	–	–	3
1053	1	–	–	1	–	–	–	–	–	1	–	–	–	–	–	–	–	–
1062	4	–	2	4	–	1	3	–	1	1	–	–	–	–	–	–	–	1
1066	5	35	12	5	32	9	4	32	8	1	–	1	–	–	–	–	3	3
1069	2	–	1	2	–	1	1	–	1	1	–	–	–	–	–	–	–	–
1081	3	5	11	3	5	11	2	5	8	1	–	3	–	–	–	–	–	–
1091	15	35	24	15	34	24	14	27	21	1	6	3	–	1	–	–	1	–
1092	2	2	1	2	2	1	2	2	–	–	–	1	–	–	–	–	–	–
1094	4	3	5	4	2	5	3	2	3	1	–	2	–	–	–	–	1	–
1095	–	–	3	–	–	–	–	–	–	–	–	–	–	–	–	–	–	3
1096	1	–	–	1	–	–	1	–	–	–	–	–	–	–	–	–	–	–
1099	3	4	4	3	4	4	–	2	4	3	2	–	–	–	–	–	–	–
1111	7	3	3	–	–	–	–	–	–	–	–	–	–	–	–	7	3	3
1113	4	1	2	2	1	2	1	1	2	1	–	–	–	–	–	2	–	–
1121	5	3	1	3	3	1	3	3	–	–	–	–	–	–	1	2	–	–
1122	59	47	29	59	47	29	48	37	22	11	10	7	–	–	–	–	–	–
1340	1	–	–	1	–	–	–	–	–	1	–	–	–	–	–	–	–	–
1354	–	1	–	–	1	–	–	1	–	–	–	–	–	–	–	–	–	–
1359	–	–	2	–	–	2	–	–	2	–	–	–	–	–	–	–	–	–
1411	–	–	1	–	–	1	–	–	–	–	–	1	–	–	–	–	–	–
1412	1	1	1	1	1	1	1	1	–	–	–	1	–	–	–	–	–	–
1413	2	–	–	2	–	–	2	–	–	–	–	–	–	–	–	–	–	–
1539	1	–	–	1	–	–	1	–	–	–	–	–	–	–	–	–	–	–
1540	–	1	–	–	1	–	–	1	–	–	–	–	–	–	–	–	–	–
1610	3	–	–	–	–	–	–	–	–	–	–	–	–	–	–	3	–	–
1621	–	1	–	–	1	–	–	1	–	–	–	–	–	–	–	–	–	–
1622	5	5	4	5	4	2	4	4	2	–	–	–	1	–	–	–	1	2
1629	–	–	1	–	–	1	–	–	1	–	–	–	–	–	–	–	–	–
1731	–	2	4	–	1	4	–	1	3	–	–	–	–	–	1	–	1	–
1742	–	1	–	–	1	–	–	1	–	–	–	–	–	–	–	–	–	–
1811	8	6	3	8	6	3	7	6	3	1	–	–	–	–	–	–	–	–
1812	3	4	–	–	–	–	–	–	–	–	–	–	–	–	–	3	4	–
1813	8	4	3	8	4	3	6	3	2	2	1	1	–	–	–	–	–	–
1822	–	3	3	–	3	3	–	3	3	–	–	–	–	–	–	–	–	–
1931	1	1	–	–	–	–	–	–	–	–	–	–	–	–	–	1	1	–
1932	–	–	1	–	–	1	–	–	1	–	–	–	–	–	–	–	–	–
2013	1	–	2	1	–	2	1	–	2	–	–	–	–	–	–	–	–	–
2014	–	–	1	–	–	1	–	–	1	–	–	–	–	–	–	–	–	–
2019	1	–	–	1	–	–	–	–	–	1	–	–	–	–	–	–	–	–
2031	2	2	1	–	–	–	–	–	–	–	–	–	–	–	–	2	2	1
2040	7	–	–	–	–	–	–	–	–	–	–	–	–	–	–	7	–	–
2052	1	–	–	1	–	–	–	–	–	1	–	–	–	–	–	–	–	–

Capítulo 28 - Distrito Federal

28.1 - Quantidade de acidentes do trabalho, por situação do registro e motivo, segundo a Classificação Nacional de Atividades Econômicas (CNAE), no Distrito Federal - 2014/2016

(continuação)

CNAE	QUANTIDADE DE ACIDENTES DO TRABALHO																	
	Total			Com CAT Registrada												Sem CAT Registrada		
				Total			Motivo											
							Típico			Trajeto			Doença do Trabalho					
	2014	2015	2016	2014	2015	2016	2014	2015	2016	2014	2015	2016	2014	2015	2016	2014	2015	2016
2063	2	2	3	2	2	3	2	2	1	–	–	2	–	–	–	–	–	–
2071	3	1	2	3	1	2	3	–	2	–	1	–	–	–	–	–	–	–
2091	3	2	–	–	–	–	–	–	–	–	–	–	–	–	–	3	2	–
2093	–	2	2	–	2	2	–	2	2	–	–	–	–	–	–	–	–	–
2121	9	5	6	8	5	6	5	3	4	3	2	2	–	–	–	1	–	–
2123	1	–	–	1	–	–	1	–	–	–	–	–	–	–	–	–	–	–
2211	3	–	–	–	–	–	–	–	–	–	–	–	–	–	–	3	–	–
2212	1	–	1	1	–	1	–	–	1	1	–	–	–	–	–	–	–	–
2219	8	3	3	–	–	–	–	–	–	–	–	–	–	–	–	8	3	3
2221	1	–	–	1	–	–	1	–	–	–	–	–	–	–	–	–	–	–
2222	4	–	2	3	–	2	3	–	2	–	–	–	–	–	–	1	–	–
2229	2	3	3	1	3	3	1	3	3	–	–	–	–	–	–	1	–	–
2311	1	–	–	1	–	–	1	–	–	–	–	–	–	–	–	–	–	–
2319	1	1	3	1	1	2	1	1	2	–	–	–	–	–	–	–	–	1
2320	35	39	37	34	39	33	31	36	29	3	2	3	–	1	1	1	–	4
2330	16	15	9	16	14	6	12	13	4	3	1	1	1	–	1	–	1	3
2342	1	1	–	1	1	–	1	–	–	–	1	–	–	–	–	–	–	–
2349	–	1	–	–	1	–	–	1	–	–	–	–	–	–	–	–	–	–
2391	5	5	7	5	4	6	5	3	4	–	1	2	–	–	–	–	1	1
2399	–	1	–	–	1	–	–	–	–	–	1	–	–	–	–	–	–	–
2422	2	–	–	1	–	–	1	–	–	–	–	–	–	–	–	1	–	–
2449	–	1	–	–	1	–	–	1	–	–	–	–	–	–	–	–	–	–
2511	6	5	5	5	4	5	5	4	4	–	–	1	–	–	–	1	1	–
2512	18	17	3	16	16	2	15	8	2	1	8	–	–	–	–	2	1	1
2513	1	1	–	1	1	–	1	1	–	–	–	–	–	–	–	–	–	–
2521	1	–	–	1	–	–	1	–	–	–	–	–	–	–	–	–	–	–
2522	1	–	–	–	–	–	–	–	–	–	–	–	–	–	–	1	–	–
2531	–	–	3	–	–	3	–	–	3	–	–	–	–	–	–	–	–	–
2539	1	2	2	1	2	2	1	1	1	–	1	1	–	–	–	–	–	–
2542	4	–	2	4	–	2	4	–	1	–	–	1	–	–	–	–	–	–
2591	6	2	5	6	2	4	6	2	4	–	–	–	–	–	–	–	–	1
2592	–	–	1	–	–	1	–	–	1	–	–	–	–	–	–	–	–	–
2593	–	1	–	–	1	–	–	1	–	–	–	–	–	–	–	–	–	–
2599	16	8	17	16	8	17	15	8	12	1	–	5	–	–	–	–	–	–
2610	1	–	–	1	–	–	1	–	–	–	–	–	–	–	–	–	–	–
2631	–	1	1	–	1	1	–	–	1	–	1	–	–	–	–	–	–	–
2651	1	1	–	1	1	–	1	–	–	–	1	–	–	–	–	–	–	–
2660	12	–	–	12	–	–	2	–	–	1	–	–	9	–	–	–	–	–
2731	2	1	1	2	1	1	1	1	1	1	–	–	–	–	–	–	–	–
2733	1	–	–	1	–	–	1	–	–	–	–	–	–	–	–	–	–	–
2751	–	1	–	–	–	–	–	–	–	–	–	–	–	–	–	–	1	–
2759	1	–	–	1	–	–	1	–	–	–	–	–	–	–	–	–	–	–
2790	–	1	–	–	1	–	–	1	–	–	–	–	–	–	–	–	–	–
2811	1	–	–	–	–	–	–	–	–	–	–	–	–	–	–	1	–	–
2822	1	–	–	1	–	–	1	–	–	–	–	–	–	–	–	–	–	–
2831	1	–	–	–	–	–	–	–	–	–	–	–	–	–	–	1	–	–
2861	1	–	–	1	–	–	–	–	–	1	–	–	–	–	–	–	–	–
2862	2	–	2	2	–	–	1	–	–	1	–	–	–	–	–	–	–	2
2869	3	3	–	3	3	–	3	3	–	–	–	–	–	–	–	–	–	–
2949	1	–	–	1	–	–	1	–	–	–	–	–	–	–	–	–	–	–
3101	12	11	11	12	10	10	7	6	8	4	3	2	1	1	–	–	1	1
3102	3	–	4	3	–	4	2	–	3	1	–	1	–	–	–	–	–	–
3212	1	1	–	–	–	–	–	–	–	–	–	–	–	–	–	1	1	–
3230	2	5	–	–	–	–	–	–	–	–	–	–	–	–	–	2	5	–
3250	10	7	5	10	6	5	4	2	3	1	–	–	5	4	2	–	1	–
3291	4	1	–	–	–	–	–	–	–	–	–	–	–	–	–	4	1	–
3299	1	2	2	1	2	2	–	1	2	1	1	–	–	–	–	–	–	–
3312	1	–	–	1	–	–	–	–	–	–	–	–	1	–	–	–	–	–
3313	–	–	1	–	–	1	–	–	1	–	–	–	–	–	–	–	–	–
3314	1	1	3	1	1	3	1	1	2	–	–	1	–	–	–	–	–	–
3315	–	2	–	–	2	–	–	1	–	–	1	–	–	–	–	–	–	–
3317	–	1	–	–	1	–	–	1	–	–	–	–	–	–	–	–	–	–
3319	1	–	–	1	–	–	1	–	–	–	–	–	–	–	–	–	–	–
3321	–	2	1	–	1	1	–	1	1	–	–	–	–	–	–	–	1	–
3329	2	3	6	2	3	5	1	1	2	1	2	3	–	–	–	–	–	1
3511	21	6	7	21	6	6	18	3	3	3	3	3	–	–	–	–	–	1
3512	–	4	1	–	3	1	–	3	1	–	–	–	–	–	–	–	1	–
3514	13	22	43	13	22	43	10	16	23	3	6	9	–	–	11	–	–	–
3600	29	38	36	29	38	35	24	30	32	5	8	3	–	–	–	–	–	1
3702	1	3	–	1	3	–	1	2	–	–	1	–	–	–	–	–	–	–
3811	272	250	210	272	250	210	253	224	182	18	26	28	1	–	–	–	–	–
3812	2	2	3	2	2	3	2	2	2	–	–	1	–	–	–	–	–	–
3821	–	4	–	–	3	–	–	2	–	–	1	–	–	–	–	–	1	–
3831	3	5	–	3	5	–	2	4	–	1	1	–	–	–	–	–	–	–
3832	1	1	–	1	1	–	1	1	–	–	–	–	–	–	–	–	–	–

Capítulo 28 - Distrito Federal

28.1 - Quantidade de acidentes do trabalho, por situação do registro e motivo, segundo a Classificação Nacional de Atividades Econômicas (CNAE), no Distrito Federal - 2014/2016

(continuação)

CNAE	QUANTIDADE DE ACIDENTES DO TRABALHO																	
	Total			Com CAT Registrada												Sem CAT Registrada		
				Total			Motivo											
							Típico			Trajeto			Doença do Trabalho					
	2014	2015	2016	2014	2015	2016	2014	2015	2016	2014	2015	2016	2014	2015	2016	2014	2015	2016
3839	47	50	78	47	32	34	40	30	30	6	2	4	1	–	–	–	18	44
4110	103	83	69	103	80	66	83	68	55	16	11	10	4	1	1	–	3	3
4120	395	266	252	392	238	216	326	185	191	51	45	25	15	8	–	3	28	36
4211	66	47	27	66	45	22	52	39	19	13	6	3	1	–	–	–	2	5
4212	1	1	1	1	–	1	1	–	1	–	–	–	–	–	–	–	1	–
4213	23	16	40	23	16	39	18	13	33	5	3	5	–	–	1	–	–	1
4221	118	68	53	52	23	29	42	22	21	10	1	8	–	–	–	66	45	24
4222	8	5	13	8	5	13	7	5	12	1	–	1	–	–	–	–	–	–
4292	3	2	5	3	2	5	2	2	4	1	–	1	–	–	–	–	–	–
4299	22	16	12	22	15	8	20	14	7	2	1	1	–	–	–	–	1	4
4311	–	–	1	–	–	1	–	–	–	–	–	1	–	–	–	–	–	–
4312	–	–	1	–	–	1	–	–	1	–	–	–	–	–	–	–	–	–
4313	3	3	6	3	3	6	2	2	3	1	1	2	–	–	1	–	–	–
4319	1	2	–	1	1	–	1	1	–	–	–	–	–	–	–	–	1	–
4321	49	58	52	49	55	52	40	46	32	8	6	20	1	3	–	–	3	–
4322	14	6	5	14	6	4	10	5	3	3	1	1	1	–	–	–	–	1
4329	24	7	11	24	7	10	21	6	6	3	1	3	–	–	1	–	–	1
4330	21	21	11	21	19	10	15	14	10	6	4	–	–	1	–	–	2	1
4391	13	5	8	13	5	8	12	5	7	1	–	1	–	–	–	–	–	–
4399	23	32	9	23	30	8	19	24	6	4	6	1	–	–	1	–	2	1
4511	59	47	48	59	36	44	37	21	19	19	14	25	3	1	–	–	11	4
4512	1	3	1	–	3	–	–	3	–	–	–	–	–	–	–	1	–	1
4520	12	12	15	12	11	13	8	8	3	4	3	9	–	–	1	–	1	2
4530	56	53	67	56	52	64	23	23	20	32	27	43	1	2	1	–	1	3
4541	4	7	6	4	7	6	3	1	1	1	5	5	–	1	–	–	–	–
4542	1	–	–	–	–	–	–	–	–	–	–	–	–	–	–	1	–	–
4543	–	2	–	–	–	–	–	–	–	–	–	–	–	–	–	–	2	–
4617	2	1	1	2	1	1	1	1	–	1	–	1	–	–	–	–	–	–
4619	2	1	–	2	1	–	–	–	–	1	–	–	1	1	–	–	–	–
4623	1	6	3	1	2	3	1	2	1	–	–	2	–	–	–	–	4	–
4631	7	6	2	7	6	2	2	1	–	4	4	2	1	1	–	–	–	–
4632	–	2	2	–	2	2	–	–	1	–	2	1	–	–	–	–	–	–
4633	9	5	11	9	5	9	8	2	5	1	2	3	–	1	1	–	–	2
4634	9	4	7	9	4	4	4	3	1	5	1	3	–	–	–	–	–	3
4635	25	24	25	25	24	21	12	12	10	13	11	11	–	1	–	–	–	4
4636	1	–	2	1	–	2	–	–	–	1	–	2	–	–	–	–	–	–
4637	15	7	20	15	7	19	9	3	9	6	4	10	–	–	–	–	–	1
4639	35	22	31	35	20	30	25	16	25	10	3	5	–	1	–	–	2	1
4641	1	–	1	1	–	1	1	–	1	–	–	–	–	–	–	–	–	–
4642	1	–	1	1	–	1	1	–	–	–	–	1	–	–	–	–	–	–
4644	4	4	10	4	4	10	1	2	7	3	2	3	–	–	–	–	–	–
4645	4	2	8	4	2	8	3	–	3	1	2	5	–	–	–	–	–	–
4646	–	1	2	–	1	2	–	1	–	–	–	1	–	–	1	–	–	–
4647	1	–	4	1	–	4	–	–	1	1	–	2	–	–	1	–	–	–
4649	4	4	7	4	4	6	3	3	4	1	1	2	–	–	–	–	–	1
4651	2	2	1	2	2	–	–	2	–	2	–	–	–	–	–	–	–	1
4652	–	–	1	–	–	1	–	–	–	–	–	1	–	–	–	–	–	–
4661	1	–	1	1	–	1	1	–	1	–	–	–	–	–	–	–	–	–
4662	–	2	–	–	2	–	–	2	–	–	–	–	–	–	–	–	–	–
4663	1	–	–	1	–	–	1	–	–	–	–	–	–	–	–	–	–	–
4664	1	–	1	1	–	1	1	–	1	–	–	–	–	–	–	–	–	–
4669	4	1	4	4	1	4	4	–	1	–	1	3	–	–	–	–	–	–
4671	–	1	1	–	1	1	–	–	–	–	1	1	–	–	–	–	–	–
4672	12	8	8	12	8	8	7	7	7	5	1	1	–	–	–	–	–	–
4673	3	–	–	3	–	–	2	–	–	1	–	–	–	–	–	–	–	–
4679	44	39	45	44	37	39	34	32	29	8	4	10	2	1	–	–	2	6
4681	3	3	3	3	3	2	1	3	1	2	–	1	–	–	–	–	–	1
4682	18	11	11	18	10	10	14	4	7	2	6	3	2	–	–	–	1	1
4687	7	4	11	7	3	10	5	3	9	1	–	1	1	–	–	–	1	1
4689	4	4	2	4	4	1	4	4	1	–	–	–	–	–	–	–	–	1
4691	11	16	9	11	13	8	6	10	7	5	3	1	–	–	–	–	3	1
4693	3	9	9	3	6	8	3	3	6	–	3	1	–	–	1	–	3	1
4711	223	287	279	223	262	248	193	234	208	27	27	36	3	1	4	–	25	31
4712	16	16	22	16	13	22	12	10	15	4	2	7	–	1	–	–	3	–
4713	3	2	7	3	2	6	2	1	3	1	1	3	–	–	–	–	–	1
4721	17	29	22	17	28	22	11	24	17	5	4	3	1	–	2	–	1	–
4722	7	11	11	7	9	10	7	7	10	–	1	–	–	1	–	–	2	1
4723	10	6	2	10	6	1	5	3	–	5	2	1	–	1	–	–	–	1
4724	8	3	19	8	3	18	8	3	14	–	–	3	–	–	1	–	–	1
4729	13	14	18	13	13	15	4	9	8	9	3	6	–	1	1	–	1	3
4731	41	36	35	41	35	32	28	24	17	13	11	15	–	–	–	–	1	3
4732	1	1	–	1	1	–	1	–	–	–	1	–	–	–	–	–	–	–
4741	–	3	4	–	3	4	–	3	2	–	–	2	–	–	–	–	–	–
4742	1	–	1	1	–	1	–	–	1	1	–	–	–	–	–	–	–	–
4743	9	8	1	9	8	1	6	5	1	3	3	–	–	–	–	–	–	–

Capítulo 28 - Distrito Federal

28.1 - Quantidade de acidentes do trabalho, por situação do registro e motivo, segundo a Classificação Nacional de Atividades Econômicas (CNAE), no Distrito Federal - 2014/2016

(continuação)

CNAE	QUANTIDADE DE ACIDENTES DO TRABALHO																	
	Total			Com CAT Registrada												Sem CAT Registrada		
				Total			Motivo											
							Típico			Trajeto			Doença do Trabalho					
	2014	2015	2016	2014	2015	2016	2014	2015	2016	2014	2015	2016	2014	2015	2016	2014	2015	2016
4744	102	78	60	102	73	51	79	56	39	22	13	11	1	4	1	–	5	9
4751	10	10	11	10	10	10	5	6	4	5	4	5	–	–	1	–	–	1
4752	3	3	8	3	3	7	1	2	2	2	1	5	–	–	–	–	–	1
4753	17	8	14	17	8	14	12	6	7	5	2	7	–	–	–	–	–	–
4754	17	8	12	17	7	12	9	3	6	8	4	5	–	–	1	–	1	–
4755	5	5	5	5	4	5	1	2	3	3	2	2	1	–	–	–	1	–
4757	2	1	–	2	1	–	1	1	–	1	–	–	–	–	–	–	–	–
4759	4	3	6	4	3	6	3	1	2	–	2	3	1	–	1	–	–	–
4761	8	8	3	8	8	2	6	6	1	2	–	1	–	2	–	–	–	1
4763	9	8	–	9	6	–	6	3	–	3	3	–	–	–	–	–	2	–
4771	20	26	36	20	26	36	11	12	21	9	13	15	–	1	–	–	–	–
4772	10	6	7	10	6	7	7	5	3	2	1	3	1	–	1	–	–	–
4773	2	–	2	2	–	2	1	–	1	1	–	1	–	–	–	–	–	–
4774	2	5	3	2	5	3	2	–	1	–	5	2	–	–	–	–	–	–
4781	40	33	21	40	30	21	23	23	15	14	7	5	3	–	1	–	3	–
4782	7	5	17	7	5	17	4	2	10	1	3	6	2	–	1	–	–	–
4783	–	1	–	–	1	–	–	1	–	–	–	–	–	–	–	–	–	–
4784	3	7	3	3	7	3	2	4	2	1	3	1	–	–	–	–	–	–
4785	–	–	2	–	–	2	–	–	1	–	–	1	–	–	–	–	–	–
4789	34	23	30	34	22	26	21	16	11	13	6	15	–	–	–	–	1	4
4911	–	–	1	–	–	1	–	–	1	–	–	–	–	–	–	–	–	–
4912	28	25	9	28	25	9	20	21	8	8	3	1	–	1	–	–	–	–
4921	89	102	153	89	89	129	55	63	74	34	26	53	–	–	2	–	13	24
4922	5	2	7	5	1	6	2	–	5	3	–	1	–	1	–	–	1	1
4923	2	4	4	2	4	4	–	1	1	2	3	3	–	–	–	–	–	–
4924	3	1	2	3	1	2	–	1	–	3	–	2	–	–	–	–	–	–
4929	7	4	3	7	4	2	6	2	2	–	2	–	1	–	–	–	–	1
4930	97	79	85	97	70	73	77	48	54	20	20	18	–	2	1	–	9	12
4940	–	1	–	–	1	–	–	1	–	–	–	–	–	–	–	–	–	–
5030	–	4	–	–	–	–	–	–	–	–	–	–	–	–	–	–	4	–
5111	101	69	66	89	65	65	66	38	46	23	27	19	–	–	–	12	4	1
5112	6	1	1	3	–	1	2	–	–	1	–	1	–	–	–	3	1	–
5120	–	–	1	–	–	1	–	–	–	–	–	1	–	–	–	–	–	–
5211	7	7	8	6	4	6	4	3	5	2	1	1	–	–	–	1	3	2
5212	13	8	1	3	–	1	2	–	1	1	–	–	–	–	–	10	8	–
5221	2	–	1	1	–	1	1	–	1	–	–	–	–	–	–	1	–	–
5223	8	2	6	7	2	6	3	–	4	3	2	2	1	–	–	1	–	–
5229	3	2	2	3	2	2	–	1	2	3	1	–	–	–	–	–	–	–
5232	1	–	–	–	–	–	–	–	–	–	–	–	–	–	–	1	–	–
5240	35	32	29	35	31	27	22	17	13	12	9	14	1	5	–	–	1	2
5250	5	15	7	5	15	4	3	14	4	2	1	–	–	–	–	–	–	3
5310	403	463	389	403	463	388	309	351	296	73	66	61	21	46	31	–	–	1
5320	24	25	22	24	21	19	10	9	12	14	12	6	–	–	1	–	4	3
5510	20	15	14	20	15	13	13	13	11	6	2	2	1	–	–	–	–	1
5590	–	1	1	–	1	1	–	1	1	–	–	–	–	–	–	–	–	–
5611	180	171	192	180	153	182	116	101	129	58	45	50	6	7	3	–	18	10
5612	1	1	–	1	1	–	–	–	–	1	–	–	–	1	–	–	–	–
5620	152	148	178	152	135	169	123	120	141	28	15	26	1	–	2	–	13	9
5812	1	2	–	1	1	–	1	1	–	–	–	–	–	–	–	–	1	–
5821	–	1	–	–	1	–	–	–	–	–	1	–	–	–	–	–	–	–
5822	16	14	11	16	14	9	11	8	7	5	6	2	–	–	–	–	–	2
5823	–	1	–	–	1	–	–	1	–	–	–	–	–	–	–	–	–	–
5829	1	1	1	1	1	1	–	1	1	1	–	–	–	–	–	–	–	–
5911	1	–	–	1	–	–	1	–	–	–	–	–	–	–	–	–	–	–
5912	–	1	–	–	1	–	–	–	–	–	1	–	–	–	–	–	–	–
5914	1	1	5	1	1	5	1	1	3	–	–	2	–	–	–	–	–	–
6010	2	–	–	1	–	–	1	–	–	–	–	–	–	–	–	1	–	–
6021	24	17	18	24	17	18	11	13	10	12	4	8	1	–	–	–	–	–
6022	2	1	–	1	–	–	1	–	–	–	–	–	–	–	–	1	1	–
6110	14	19	21	14	15	20	11	13	16	3	2	4	–	–	–	–	4	1
6120	14	12	10	14	11	10	7	5	5	7	6	5	–	–	–	–	1	–
6190	3	3	2	3	2	2	1	2	1	2	–	1	–	–	–	–	1	–
6201	34	14	16	8	9	11	1	3	2	7	5	8	–	1	1	26	5	5
6202	–	1	2	–	1	2	–	1	–	–	–	2	–	–	–	–	–	–
6203	12	6	10	12	5	9	3	–	1	9	5	6	–	–	2	–	1	1
6204	26	31	28	26	29	26	17	21	5	8	5	21	1	3	–	–	2	2
6209	16	4	34	16	4	34	5	1	13	11	3	21	–	–	–	–	–	–
6311	3	5	6	1	3	6	–	–	1	1	2	5	–	1	–	2	2	–
6319	1	2	1	1	2	1	–	1	–	1	1	1	–	–	–	–	–	–
6391	–	1	–	–	1	–	–	1	–	–	–	–	–	–	–	–	–	–
6399	4	3	1	4	3	1	3	–	–	1	3	1	–	–	–	–	–	–
6410	3	2	1	3	2	1	3	2	1	–	–	–	–	–	–	–	–	–
6421	1	1	1	1	1	1	–	1	–	–	–	–	1	–	1	–	–	–
6422	211	240	141	211	234	135	109	112	41	26	32	22	76	90	72	–	6	6
6423	255	269	141	255	268	138	192	194	93	25	17	20	38	57	25	–	1	3

Capítulo 28 - Distrito Federal

28.1 - Quantidade de acidentes do trabalho, por situação do registro e motivo, segundo a Classificação Nacional de Atividades Econômicas (CNAE), no Distrito Federal - 2014/2016

(continuação)

CNAE	QUANTIDADE DE ACIDENTES DO TRABALHO																	
	Total			Com CAT Registrada												Sem CAT Registrada		
				Total			Motivo											
							Típico			Trajeto			Doença do Trabalho					
	2014	2015	2016	2014	2015	2016	2014	2015	2016	2014	2015	2016	2014	2015	2016	2014	2015	2016
6424	1	1	3	1	1	3	–	1	–	–	–	2	1	–	1	–	–	–
6433	1	–	1	1	–	1	1	–	–	–	–	1	–	–	–	–	–	–
6435	3	2	4	3	2	2	2	1	1	1	–	–	–	1	1	–	–	2
6436	2	–	–	2	–	–	1	–	–	1	–	–	–	–	–	–	–	–
6450	–	–	1	–	–	1	–	–	–	–	–	1	–	–	–	–	–	–
6462	2	4	6	2	3	6	2	2	4	–	1	2	–	–	–	–	1	–
6463	1	1	1	1	1	1	1	1	1	–	–	–	–	–	–	–	–	–
6491	–	–	1	–	–	1	–	–	–	–	–	1	–	–	–	–	–	–
6493	–	–	3	–	–	3	–	–	2	–	–	1	–	–	–	–	–	–
6499	1	–	–	1	–	–	1	–	–	–	–	–	–	–	–	–	–	–
6511	–	–	1	–	–	1	–	–	–	–	–	–	–	–	1	–	–	–
6512	1	–	2	1	–	2	–	–	–	–	–	1	1	–	1	–	–	–
6541	6	5	17	6	5	15	5	2	3	1	2	9	–	1	3	–	–	2
6550	22	26	30	22	24	29	4	5	9	17	16	20	1	3	–	–	2	1
6611	–	1	–	–	1	–	–	–	–	–	1	–	–	–	–	–	–	–
6612	1	2	–	1	2	–	1	2	–	–	–	–	–	–	–	–	–	–
6613	1	–	2	–	–	2	–	–	–	–	–	2	–	–	–	1	–	–
6619	–	1	–	–	1	–	–	1	–	–	–	–	–	–	–	–	–	–
6621	2	5	7	–	1	2	–	–	–	–	1	2	–	–	–	2	4	5
6622	3	12	4	3	10	4	–	3	1	3	6	3	–	1	–	–	2	–
6629	2	1	–	2	1	–	–	1	–	2	–	–	–	–	–	–	–	–
6630	1	–	–	–	–	–	–	–	–	–	–	–	–	–	–	1	–	–
6810	17	14	17	17	12	14	13	9	8	4	2	5	–	1	1	–	2	3
6821	2	2	6	2	2	6	2	1	4	–	1	1	–	–	1	–	–	–
6822	5	10	10	5	10	10	4	10	5	1	–	3	–	–	2	–	–	–
6911	3	1	4	3	1	4	1	–	3	1	1	1	1	–	–	–	–	–
6912	4	1	1	4	1	1	–	–	1	4	1	–	–	–	–	–	–	–
6920	20	13	14	20	13	13	7	5	3	11	7	9	2	1	1	–	–	1
7010	2	2	–	–	1	–	–	1	–	–	–	–	–	–	–	2	1	–
7020	11	12	8	11	12	7	6	7	3	5	4	4	–	1	–	–	–	1
7111	1	–	–	1	–	–	1	–	–	–	–	–	–	–	–	–	–	–
7112	50	35	35	50	32	30	36	20	25	14	9	5	–	3	–	–	3	5
7119	6	5	4	6	5	4	4	3	4	2	2	–	–	–	–	–	–	–
7120	2	1	2	2	1	2	1	1	1	1	–	1	–	–	–	–	–	–
7210	25	22	28	25	22	28	20	15	23	4	7	5	1	–	–	–	–	–
7220	1	–	–	–	–	–	–	–	–	–	–	–	–	–	–	1	–	–
7311	1	6	2	1	6	1	–	1	–	1	5	1	–	–	–	–	–	1
7312	2	4	2	2	4	2	1	1	–	1	3	2	–	–	–	–	–	–
7319	6	5	7	6	4	7	1	1	4	5	3	3	–	–	–	–	1	–
7320	1	–	2	1	–	2	1	–	1	–	–	1	–	–	–	–	–	–
7410	–	2	1	–	2	1	–	1	1	–	1	–	–	–	–	–	–	–
7420	1	3	1	1	3	–	–	1	–	1	2	–	–	–	–	–	–	1
7490	6	5	7	6	5	1	2	2	1	3	1	–	1	2	–	–	–	6
7500	–	–	1	–	–	1	–	–	–	–	–	1	–	–	–	–	–	–
7711	10	2	9	10	2	9	7	–	3	3	2	6	–	–	–	–	–	–
7721	–	1	1	–	1	–	–	1	–	–	–	–	–	–	–	–	–	1
7723	–	5	–	–	4	–	–	2	–	–	2	–	–	–	–	–	1	–
7729	1	1	1	1	1	1	1	–	1	–	1	–	–	–	–	–	–	–
7731	1	–	–	1	–	–	1	–	–	–	–	–	–	–	–	–	–	–
7732	20	13	9	20	11	9	16	8	9	4	3	–	–	–	–	–	2	–
7733	4	6	–	2	2	–	2	–	–	–	2	–	–	–	–	2	4	–
7739	7	5	8	7	5	8	4	3	4	3	2	4	–	–	–	–	–	–
7740	–	1	–	–	1	–	–	1	–	–	–	–	–	–	–	–	–	–
7810	14	20	10	14	18	7	4	6	2	9	11	3	1	1	2	–	2	3
7820	41	30	21	41	27	20	21	15	12	16	9	8	4	3	–	–	3	1
7830	16	38	52	16	25	25	9	11	13	7	14	10	–	–	2	–	13	27
7911	1	25	9	1	25	9	–	9	3	1	16	6	–	–	–	–	–	–
7990	–	1	1	–	1	1	–	1	1	–	–	–	–	–	–	–	–	–
8011	72	67	70	72	52	54	20	13	18	52	36	35	–	3	1	–	15	16
8012	41	41	39	33	32	31	23	12	10	10	20	20	–	–	1	8	9	8
8020	1	–	4	1	–	4	1	–	3	–	–	1	–	–	–	–	–	–
8030	9	2	–	–	1	–	–	1	–	–	–	–	–	–	–	9	1	–
8111	2	11	8	2	7	4	2	2	3	–	5	1	–	–	–	–	4	4
8112	93	107	111	93	101	107	70	73	75	21	27	31	2	1	1	–	6	4
8121	120	104	119	120	80	87	78	53	42	41	27	43	1	–	2	–	24	32
8122	2	–	–	–	–	–	–	–	–	–	–	–	–	–	–	2	–	–
8129	16	11	27	16	10	24	11	7	24	5	3	–	–	–	–	–	1	3
8211	28	50	42	26	42	34	9	20	13	16	20	21	1	2	–	2	8	8
8219	7	5	5	7	4	5	2	1	2	5	3	3	–	–	–	–	1	–
8220	62	61	101	62	48	83	31	23	48	30	24	33	1	1	2	–	13	18
8230	11	11	7	11	10	6	5	6	5	5	4	1	1	–	–	–	1	1
8291	5	3	4	5	2	3	1	–	2	4	2	1	–	–	–	–	1	1
8292	1	–	–	1	–	–	–	–	–	–	–	–	1	–	–	–	–	–
8299	29	31	26	29	23	18	12	13	11	16	10	7	1	–	–	–	8	8
8411	85	86	78	85	70	54	61	50	36	23	18	18	1	2	–	–	16	24

Capítulo 28 - Distrito Federal

28.1 - Quantidade de acidentes do trabalho, por situação do registro e motivo, segundo a Classificação Nacional de Atividades Econômicas (CNAE), no Distrito Federal - 2014/2016

(conclusão)

CNAE	QUANTIDADE DE ACIDENTES DO TRABALHO																	
	Total			Com CAT Registrada												Sem CAT Registrada		
				Total			Motivo											
							Típico			Trajeto			Doença do Trabalho					
	2014	2015	2016	2014	2015	2016	2014	2015	2016	2014	2015	2016	2014	2015	2016	2014	2015	2016
8412	–	1	–	–	1	–	–	–	–	–	1	–	–	–	–	–	–	–
8413	–	1	3	–	1	3	–	1	3	–	–	–	–	–	–	–	–	–
8422	4	2	–	4	2	–	4	2	–	–	–	–	–	–	–	–	–	–
8423	1	3	1	1	3	1	1	3	1	–	–	–	–	–	–	–	–	–
8424	1	2	4	1	1	2	1	1	2	–	–	–	–	–	–	–	1	2
8430	1	–	1	1	–	1	1	–	1	–	–	–	–	–	–	–	–	–
8511	65	106	110	10	12	7	8	10	3	2	2	4	–	–	–	55	94	103
8512	11	15	14	11	14	14	5	6	12	4	8	2	2	–	–	–	1	–
8513	58	51	49	58	48	46	51	32	36	5	16	10	2	–	–	–	3	3
8520	18	22	20	18	20	16	12	14	14	4	6	2	2	–	–	–	2	4
8531	46	53	45	44	45	42	27	36	27	16	7	13	1	2	2	2	8	3
8532	3	3	2	1	3	2	1	2	2	–	1	–	–	–	–	2	–	–
8533	2	3	1	2	3	1	2	1	1	–	2	–	–	–	–	–	–	–
8541	–	–	2	–	–	2	–	–	1	–	–	1	–	–	–	–	–	–
8542	1	–	–	1	–	–	1	–	–	–	–	–	–	–	–	–	–	–
8550	–	–	4	–	–	4	–	–	3	–	–	1	–	–	–	–	–	–
8591	3	1	–	3	1	–	2	–	–	1	1	–	–	–	–	–	–	–
8592	–	–	1	–	–	1	–	–	–	–	–	1	–	–	–	–	–	–
8593	3	–	–	3	–	–	2	–	–	1	–	–	–	–	–	–	–	–
8599	52	61	68	52	59	66	35	38	48	16	17	15	1	4	3	–	2	2
8610	827	803	706	827	771	675	686	616	524	133	151	142	8	4	9	–	32	31
8621	1	–	1	1	–	1	–	–	1	1	–	–	–	–	–	–	–	–
8630	15	25	26	15	25	26	9	19	13	6	5	13	–	1	–	–	–	–
8640	80	125	136	80	120	130	55	88	95	24	32	33	1	–	2	–	5	6
8650	10	7	3	10	7	3	7	5	3	2	2	–	1	–	–	–	–	–
8660	34	84	94	34	82	91	30	71	76	3	9	14	1	2	1	–	2	3
8690	5	3	3	5	3	3	3	1	1	2	2	2	–	–	–	–	–	–
8711	1	4	9	1	4	9	–	2	7	1	1	2	–	1	–	–	–	–
8712	3	2	–	3	2	–	–	–	–	2	2	–	1	–	–	–	–	–
8720	1	1	3	1	1	3	1	–	3	–	1	–	–	–	–	–	–	–
8730	1	–	–	1	–	–	1	–	–	–	–	–	–	–	–	–	–	–
8800	53	56	60	53	52	54	33	39	35	20	12	16	–	1	3	–	4	6
9001	1	1	1	1	1	1	1	–	–	–	–	1	–	1	–	–	–	–
9103	–	1	–	–	1	–	–	1	–	–	–	–	–	–	–	–	–	–
9312	2	7	–	2	7	–	2	6	–	–	1	–	–	–	–	–	–	–
9313	6	8	14	6	6	14	2	3	5	4	3	8	–	–	1	–	2	–
9319	4	1	1	4	1	1	2	–	1	2	1	–	–	–	–	–	–	–
9321	4	–	–	4	–	–	4	–	–	–	–	–	–	–	–	–	–	–
9329	5	4	5	5	3	5	3	2	4	–	1	1	2	–	–	–	1	–
9411	4	2	5	4	2	5	3	1	3	1	1	2	–	–	–	–	–	–
9412	5	3	5	5	3	5	2	1	2	3	2	3	–	–	–	–	–	–
9420	7	7	7	7	6	6	2	2	2	3	1	4	2	3	–	–	1	1
9430	37	42	25	37	40	23	28	26	14	6	13	9	3	1	–	–	2	2
9491	13	14	14	13	14	11	8	11	9	4	3	2	1	–	–	–	–	3
9492	–	1	–	–	1	–	–	–	–	–	1	–	–	–	–	–	–	–
9499	20	45	30	20	43	27	14	34	19	5	9	8	1	–	–	–	2	3
9511	7	2	1	7	2	1	2	–	–	5	1	1	–	1	–	–	–	–
9512	5	2	1	5	2	1	3	2	1	2	–	–	–	–	–	–	–	–
9521	3	1	–	3	1	–	1	–	–	1	1	–	1	–	–	–	–	–
9529	2	–	1	2	–	1	1	–	–	1	–	1	–	–	–	–	–	–
9601	8	7	15	8	7	15	4	2	13	2	4	2	2	1	–	–	–	–
9602	3	4	3	3	3	3	1	1	3	2	2	–	–	–	–	–	1	–
9603	2	3	3	2	3	3	2	1	3	–	2	–	–	–	–	–	–	–
9609	3	1	5	3	1	5	1	1	3	2	–	2	–	–	–	–	–	–
9900	5	13	15	5	12	14	3	9	12	2	2	2	–	1	–	–	1	1
Ignorado	1.764	696	904	22	16	13	18	15	11	3	–	1	1	1	1	1.742	680	891

Fonte: DATAPREV, CAT, SUB.
Nota: Os dados são preliminares, estando sujeitos a correções.

Capítulo 28 - Distrito Federal

28.2 - Quantidade de acidentes do trabalho, por situação do registro e motivo, segundo os grupos de idade e sexo, no Distrito Federal - 2014/2016

GRUPOS DE IDADE E SEXO	QUANTIDADE DE ACIDENTES DO TRABALHO																	
	Total			Com CAT Registrada												Sem CAT Registrada		
				Total			Motivo											
							Típico			Trajeto			Doença do Trabalho					
	2014	2015	2016	2014	2015	2016	2014	2015	2016	2014	2015	2016	2014	2015	2016	2014	2015	2016
TOTAL	**8.778**	**7.494**	**7.412**	**6.697**	**6.149**	**5.792**	**4.855**	**4.435**	**4.010**	**1.569**	**1.405**	**1.551**	**273**	**309**	**231**	**2.081**	**1.345**	**1.620**
Masculino	**5.454**	**4.444**	**4.480**	**4.146**	**3.591**	**3.480**	**3.040**	**2.621**	**2.451**	**975**	**820**	**924**	**131**	**150**	**105**	**1.308**	**853**	**1.000**
Feminino	**3.321**	**3.049**	**2.932**	**2.548**	**2.557**	**2.312**	**1.812**	**1.813**	**1.559**	**594**	**585**	**627**	**142**	**159**	**126**	**773**	**492**	**620**
Ignorado	**3**	**1**	**–**	**3**	**1**	**–**	**3**	**1**	**–**	**–**	**–**	**–**	**–**	**–**	**–**	**–**	**–**	**–**
Até 19 anos	166	134	109	129	124	96	90	89	73	36	34	22	3	1	1	37	10	13
Masculino	112	82	63	87	74	54	67	55	43	20	19	10	–	–	1	25	8	9
Feminino	53	52	46	41	50	42	22	34	30	16	15	12	3	1	–	12	2	4
Ignorado	1	–	–	1	–	–	1	–	–	–	–	–	–	–	–	–	–	–
20 a 24 anos	1.039	859	810	857	737	669	627	548	469	222	180	191	8	9	9	182	122	141
Masculino	708	602	535	583	512	433	426	387	303	153	120	129	4	5	1	125	90	102
Feminino	330	256	275	273	224	236	200	160	166	69	60	62	4	4	8	57	32	39
Ignorado	1	1	–	1	1	–	1	1	–	–	–	–	–	–	–	–	–	–
25 a 29 anos	1.505	1.209	1.163	1.195	1.035	974	870	733	658	305	272	294	20	30	22	310	174	189
Masculino	972	741	731	758	620	602	539	444	402	207	162	195	12	14	5	214	121	129
Feminino	532	468	432	436	415	372	330	289	256	98	110	99	8	16	17	96	53	60
Ignorado	1	–	–	1	–	–	1	–	–	–	–	–	–	–	–	–	–	–
30 a 34 anos	1.537	1.335	1.318	1.230	1.096	1.062	886	785	736	309	264	289	35	47	37	307	239	256
Masculino	924	776	776	752	630	612	538	458	418	193	150	179	21	22	15	172	146	164
Feminino	613	559	542	478	466	450	348	327	318	116	114	110	14	25	22	135	93	92
Ignorado	–	–	–	–	–	–	–	–	–	–	–	–	–	–	–	–	–	–
35 a 39 anos	1.350	1.258	1.208	1.026	1.039	946	758	755	645	220	232	268	48	52	33	324	219	262
Masculino	830	714	724	623	569	570	458	405	389	149	143	164	16	21	17	207	145	154
Feminino	520	544	484	403	470	376	300	350	256	71	89	104	32	31	16	117	74	108
Ignorado	–	–	–	–	–	–	–	–	–	–	–	–	–	–	–	–	–	–
40 a 44 anos	1.047	924	935	780	742	706	561	526	499	175	151	172	44	65	35	267	182	229
Masculino	608	527	548	452	418	412	336	302	303	100	87	91	16	29	18	156	109	136
Feminino	439	397	387	328	324	294	225	224	196	75	64	81	28	36	17	111	73	93
Ignorado	–	–	–	–	–	–	–	–	–	–	–	–	–	–	–	–	–	–
45 a 49 anos	866	720	779	606	560	562	426	430	380	125	94	144	55	36	38	260	160	217
Masculino	509	405	443	359	316	317	265	238	228	71	61	77	23	17	12	150	89	126
Feminino	357	315	336	247	244	245	161	192	152	54	33	67	32	19	26	110	71	91
Ignorado	–	–	–	–	–	–	–	–	–	–	–	–	–	–	–	–	–	–
50 a 54 anos	677	543	562	467	410	397	327	288	285	97	86	76	43	36	36	210	133	165
Masculino	411	300	327	283	224	245	211	165	188	45	41	37	27	18	20	128	76	82
Feminino	266	243	235	184	186	152	116	123	97	52	45	39	16	18	16	82	57	83
Ignorado	–	–	–	–	–	–	–	–	–	–	–	–	–	–	–	–	–	–
55 a 59 anos	387	318	342	264	259	246	194	172	165	55	63	70	15	24	11	123	59	96
Masculino	230	173	196	148	138	139	115	98	100	22	24	31	11	16	8	82	35	57
Feminino	157	145	146	116	121	107	79	74	65	33	39	39	4	8	3	41	24	39
Ignorado	–	–	–	–	–	–	–	–	–	–	–	–	–	–	–	–	–	–
60 a 64 anos	160	154	147	105	113	106	84	89	76	19	19	22	2	5	8	55	41	41
Masculino	115	101	107	70	72	75	58	61	56	11	7	11	1	4	8	45	29	32
Feminino	45	53	40	35	41	31	26	28	20	8	12	11	1	1	–	10	12	9
Ignorado	–	–	–	–	–	–	–	–	–	–	–	–	–	–	–	–	–	–
65 a 69 anos	34	31	31	28	25	22	25	14	19	3	7	2	–	4	1	6	6	9
Masculino	27	21	25	23	16	17	22	7	17	1	5	–	–	4	–	4	5	8
Feminino	7	10	6	5	9	5	3	7	2	2	2	2	–	–	1	2	1	1
Ignorado	–	–	–	–	–	–	–	–	–	–	–	–	–	–	–	–	–	–
70 anos e mais	9	9	7	9	9	5	6	6	4	3	3	1	–	–	–	–	–	2
Masculino	7	2	4	7	2	3	4	1	3	3	1	–	–	–	–	–	–	1
Feminino	2	7	3	2	7	2	2	5	1	–	2	1	–	–	–	–	–	1
Ignorado	–	–	–	–	–	–	–	–	–	–	–	–	–	–	–	–	–	–
Ignorada	1	–	1	1	–	1	1	–	1	–	–	–	–	–	–	–	–	–
Masculino	1	–	1	1	–	1	1	–	1	–	–	–	–	–	–	–	–	–
Feminino	–	–	–	–	–	–	–	–	–	–	–	–	–	–	–	–	–	–
Ignorado	–	–	–	–	–	–	–	–	–	–	–	–	–	–	–	–	–	–

Fonte: DATAPREV, CAT, SUB.
Nota: Os dados são preliminares, estando sujeitos a correções.

Capítulo 28 - Distrito Federal

28.3 - Quantidade mensal de acidentes do trabalho, por situação do registro e motivo, no Distrito Federal - 2014/2016

MESES	QUANTIDADE DE ACIDENTES DO TRABALHO																	
	Total			Com CAT Registrada												Sem CAT Registrada		
				Total			Motivo											
							Típico			Trajeto			Doença do Trabalho					
	2014	2015	2016	2014	2015	2016	2014	2015	2016	2014	2015	2016	2014	2015	2016	2014	2015	2016
TOTAL	**8.778**	**7.494**	**7.412**	**6.697**	**6.149**	**5.792**	**4.855**	**4.435**	**4.010**	**1.569**	**1.405**	**1.551**	**273**	**309**	**231**	**2.081**	**1.345**	**1.620**
Janeiro	691	709	580	492	553	466	371	439	332	97	91	119	24	23	15	199	156	114
Fevereiro	769	548	588	588	437	448	413	315	313	154	98	114	21	24	21	181	111	140
Março	800	696	682	617	568	529	449	405	350	137	135	152	31	28	27	183	128	153
Abril	719	627	651	535	548	496	398	400	348	116	130	132	21	18	16	184	79	155
Maio	775	595	666	588	495	520	410	347	347	148	116	146	30	32	27	187	100	146
Junho	673	652	641	511	556	500	369	389	336	126	137	140	16	30	24	162	96	141
Julho	720	690	606	552	549	473	396	400	324	136	125	129	20	24	20	168	141	133
Agosto	765	672	698	571	549	548	394	384	372	150	136	154	27	29	22	194	123	150
Setembro	849	613	647	637	503	484	456	360	341	148	117	125	33	26	18	212	110	163
Outubro	772	623	611	590	503	491	437	361	363	137	120	115	16	22	13	182	120	120
Novembro	648	576	522	528	476	418	386	346	283	127	109	120	15	21	15	120	100	104
Dezembro	597	493	520	488	412	419	376	289	301	93	91	105	19	32	13	109	81	101

Fonte: DATAPREV, CAT, SUB.
Nota: Os dados são preliminares, estando sujeitos a correções.

DISTRIBUIÇÃO DE ACIDENTES DO TRABALHO, POR MOTIVO, NO DISTRITO FEDERAL - 2016

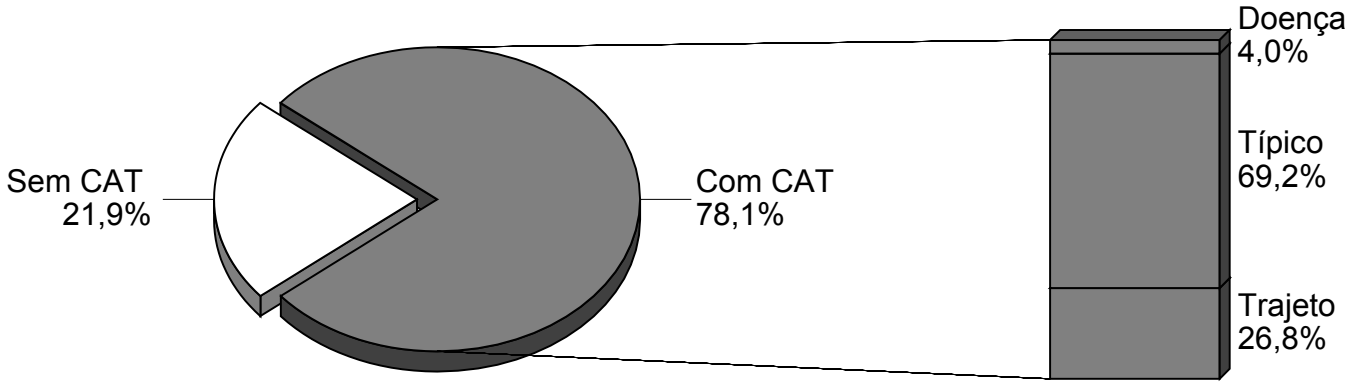

Fonte: DATAPREV, CAT, SUB.

Subseção B - Acidentes do Trabalho Liquidados

Acidentes do trabalho liquidados correspondem aos acidentes cujos processos foram encerrados administrativamente pelo INSS, depois de completado o tratamento e indenizadas as sequelas. As informações apresentadas nesta subseção foram extraídas do Sistema de Comunicação de Acidente do Trabalho e do Sistema Único de Benefícios – SUB. Deve ser ressaltado que a nova metodologia de caracterização de benefícios acidentários não tornou necessário alterar as tabelas dessa subseção, pois as mesmas já consideravam o total de benefícios acidentários concedidos pelo INSS.

Os acidentes liquidados são classificados segundo sua consequência em:

Simples assistência médica – atendimento médico seguido da pronta recuperação do segurado para o exercício da atividade laborativa;

Incapacidade com afastamento inferior a 15 dias – entende-se por incapacidade temporária a interrupção do exercício laboral durante o período de tratamento psicofísico-social por ocasião do acidente do trabalho. Para o segurado empregado o afastamento, quando inferior ou igual a 15 dias, não gera pagamento por parte do INSS, com a cobertura financeira (remuneração salarial) desse período ficando sob responsabilidade do empregador. Para os demais segurados a proteção previdenciária começa desde o primeiro dia de incapacidade;

Incapacidade com afastamento superior a 15 dias – entende-se por incapacidade temporária a interrupção do exercício laboral durante o período de tratamento psicofísico-social por ocasião do acidente do trabalho. Para o segurado empregado, somente o afastamento superior a 15 dias gera direito ao recebimento de benefício acidentário pago pelo INSS;

Incapacidade permanente – refere-se aos segurados que ficaram permanentemente incapacitados para o exercício laboral. A incapacidade permanente pode ser de dois tipos: a) parcial é quando após o devido tratamento psicofísico-social, o segurado apresenta sequela definitiva que implique redução da capacidade laborativa devidamente enquadrada em legislação específica, redução da capacidade laborativa com exigência de maior esforço para o desempenho da mesma atividade que exercia na época do acidente ou em impossibilidade de desempenho da atividade que exercia à época do acidente, permitido, porém, o desempenho de outra após processo de reabilitação profissional, nos casos indicados pela perícia médica do INSS; e b) total é quando o segurado apresenta incapacidade permanente e total para o exercício de qualquer atividade laborativa. No primeiro caso a informação é captada a partir da concessão do benefício auxílio-acidente por acidente do trabalho (espécie de benefício 94), e no segundo o benefício é a aposentadoria por invalidez por acidente do trabalho (espécie de benefício 92);

Óbito – é o falecimento do segurado ocorrido em função do acidente do trabalho durante o exercício laboral. Esta informação é captada a partir do registro da CAT por morte decorrente de acidente do trabalho e da habilitação de pensão por morte por acidente do trabalho em caso de morte de segurado em gozo de benefício acidentário, tendo em vista que estas pensões são, necessariamente, vinculadas ao óbito decorrente de acidente do trabalho.

Para os acidentes cuja conseqüência foi simples assistência médica e incapacidade temporária utilizou-se a Data do Acidente – DA como referência temporal na contabilização dos acidentes liquidados a cada ano. Para mensurar o número de acidentes cuja conseqüência, no ano, foi incapacidade permanente utilizou-se a Data de Início do Benefício – DIB.

A contagem dos óbitos a partir do Sistema Único de Benefícios – SUB envolve algumas particularidades. A correta mensuração deve considerar os óbitos de segurados que possuíam dependentes e, portanto, geraram pensão por morte, mas também os daqueles que morreram e, por não possuírem dependentes, não geraram qualquer tipo de benefício. No primeiro caso, dados completos estão disponíveis no SUB. No segundo caso, só podem ser obtidos dados parciais, já que a rotina de captação do dado indicativo de morte decorrente de acidente do trabalho depende da comunicação do óbito através da CAT.

São apresentadas informações sobre a quantidade de acidentes do trabalho, para os anos de 2014 a 2016, segundo: a) consequência do acidente e CNAE para o Brasil, Grandes Regiões e Unidades da Federação; e b) dados mensais por conseqüência do acidente por Unidades da Federação.

Capítulo 29 - Brasil e Grandes Regiões

29.1 - Quantidade de acidentes do trabalho liquidados, por consequência, segundo a Classificação Nacional de Atividades Econômicas (CNAE), no Brasil - 2014/2016

(continua)

CNAE	QUANTIDADE DE ACIDENTES DO TRABALHO LIQUIDADOS																	
	Total			Consequência														
				Assistência Médica			Menos de 15 dias			Mais de 15 dias			Incapacidade Permanente			Óbito		
	2014	2015	2016	2014	2015	2016	2014	2015	2016	2014	2015	2016	2014	2015	2016	2014	2015	2016
TOTAL	**732.246**	**639.113**	**595.153**	**108.047**	**100.782**	**95.753**	**343.358**	**352.579**	**312.452**	**262.027**	**169.988**	**172.241**	**15.995**	**13.218**	**12.442**	**2.819**	**2.546**	**2.265**
0111	1.597	707	518	35	17	15	409	384	296	1.131	291	186	4	5	12	18	10	9
0112	1.243	601	396	1	4	5	138	112	82	1.103	473	294	1	11	14	–	1	1
0113	2.679	2.141	2.026	392	313	291	1.623	1.458	1.348	594	354	363	56	–	3	14	16	21
0114	68	57	40	–	–	–	23	21	15	45	36	25	–	–	–	–	–	–
0115	1.322	1.206	1.319	33	36	43	972	1.001	1.032	282	147	228	8	–	1	27	22	15
0116	75	43	16	2	–	2	63	39	10	9	3	4	–	–	–	1	1	–
0119	275	303	362	19	4	8	184	226	264	67	66	85	3	–	–	2	7	5
0121	1.992	759	782	5	6	8	118	105	151	1.867	645	621	1	1	–	1	2	2
0122	112	94	79	2	3	7	88	74	54	20	13	17	2	2	–	–	2	1
0131	1.009	1.019	840	124	208	163	626	638	487	239	153	174	14	17	12	6	3	4
0132	452	458	603	5	8	21	349	360	453	83	68	112	4	15	12	11	7	5
0133	801	762	805	72	44	62	567	580	562	129	128	171	27	6	6	6	4	4
0134	695	480	518	21	18	13	433	354	379	228	97	113	6	9	11	7	2	2
0135	40	71	60	1	–	–	34	41	34	5	5	2	–	24	24	–	1	–
0139	1.171	1.124	675	269	330	208	445	591	312	447	199	153	8	–	–	2	4	2
0141	1.036	1.452	1.752	42	58	52	677	1.097	1.225	299	255	422	7	32	36	11	10	17
0142	73	82	64	3	3	2	50	60	40	19	14	18	1	4	3	–	1	1
0151	2.408	1.895	1.733	64	53	23	1.520	1.444	1.233	775	360	452	17	23	10	32	15	15
0152	54	59	41	4	1	1	33	41	22	16	13	17	–	4	1	1	–	–
0153	10	26	21	–	–	–	4	5	7	5	1	4	–	20	10	1	–	–
0154	223	265	262	15	19	38	159	204	167	42	34	50	6	4	3	1	4	4
0155	1.349	1.095	1.088	110	86	162	933	782	689	262	220	225	32	1	2	12	6	10
0159	42	24	26	–	1	–	29	17	10	12	5	16	1	–	–	–	1	–
0161	1.310	1.521	1.331	87	153	123	872	1.075	866	295	239	269	36	36	57	20	18	16
0162	320	387	358	4	3	11	194	236	180	109	80	89	12	58	72	1	10	6
0163	80	95	114	2	9	8	47	47	61	27	36	41	4	2	1	–	1	3
0210	1.203	1.149	931	204	215	168	721	707	523	248	214	230	21	1	3	9	12	7
0220	130	109	89	19	5	1	66	77	67	38	25	20	2	–	1	5	2	–
0230	756	675	632	286	234	218	331	326	294	114	102	112	19	4	4	6	9	4
0311	52	57	42	–	4	3	29	37	23	17	16	15	5	–	1	1	–	–
0312	17	6	3	–	1	–	1	–	–	16	5	3	–	–	–	–	–	–
0321	79	77	66	3	6	5	61	58	51	11	12	8	4	1	1	–	–	1
0322	92	81	75	7	5	1	73	61	52	9	14	19	1	1	–	2	–	3
0500	290	267	178	22	21	21	129	114	59	122	132	98	15	–	–	2	–	–
0600	943	762	573	722	564	418	187	177	137	31	19	18	3	–	–	–	2	–
0710	926	770	605	587	516	382	262	183	167	65	58	53	8	–	–	4	13	3
0721	87	25	21	60	10	14	23	12	4	4	1	1	–	1	2	–	1	–
0722	53	39	30	38	25	20	11	10	9	4	4	1	–	–	–	–	–	–
0723	4	5	2	–	2	–	3	2	2	–	–	–	1	–	–	–	1	–
0724	405	308	279	240	174	144	87	67	82	72	65	50	5	–	–	1	2	3
0725	32	31	31	22	28	20	10	2	9	–	1	2	–	–	–	–	–	–
0729	300	263	228	218	178	162	50	62	42	28	22	22	2	–	–	2	1	2
0810	1.538	1.364	1.174	111	116	75	844	919	774	478	303	308	70	7	7	35	19	10
0891	131	119	90	21	22	28	70	73	49	36	23	12	2	–	–	2	1	1
0892	103	87	94	1	5	2	74	59	65	24	23	26	2	–	–	2	–	1
0893	43	31	27	7	4	4	31	23	20	4	4	3	1	–	–	–	–	–
0899	258	219	178	52	28	35	138	141	100	49	48	40	14	1	1	5	1	2
0910	1.146	906	579	884	610	409	181	217	108	71	68	61	7	1	1	3	10	–
0990	37	30	26	12	11	11	18	12	9	5	7	6	2	–	–	–	–	–
1011	5.484	5.606	5.931	879	1.082	1.656	3.558	3.652	3.370	959	850	886	75	4	3	13	18	16
1012	10.958	10.295	9.227	3.077	3.327	3.607	5.197	5.255	4.169	2.509	1.691	1.427	161	4	3	14	18	21
1013	1.793	1.728	1.810	217	279	359	1.120	1.171	1.124	424	270	323	28	2	1	4	6	3
1020	532	541	421	40	40	10	392	418	319	91	82	88	9	–	2	–	1	2
1031	305	306	376	29	39	60	171	182	197	96	81	114	7	–	1	2	4	4
1032	229	201	168	21	11	6	151	152	118	54	37	43	2	1	–	1	–	1
1033	491	426	371	122	93	64	285	274	259	75	54	46	5	1	–	4	4	2
1041	563	637	663	106	114	119	319	429	420	120	90	117	13	–	1	5	4	6
1042	161	185	204	37	30	45	96	125	128	26	28	31	1	–	–	1	2	–
1043	81	83	71	39	25	22	35	46	42	7	11	7	–	–	–	–	1	–
1051	307	337	310	28	17	21	180	234	198	96	84	90	3	–	–	–	2	1
1052	1.565	1.789	1.845	226	310	270	913	1.153	1.206	394	317	353	26	3	2	6	6	14
1053	257	267	292	34	28	24	131	180	197	85	58	70	5	–	1	2	1	–
1061	433	411	371	10	12	9	221	265	219	173	125	140	26	4	2	3	5	1
1062	665	634	634	57	60	58	460	466	457	122	104	116	22	1	–	4	3	3
1063	81	51	76	–	1	1	49	30	46	30	19	27	2	–	–	–	1	2
1064	119	98	106	3	5	11	75	70	66	37	22	27	3	–	–	1	1	2
1065	159	200	206	21	32	40	87	134	112	42	32	53	8	–	–	1	2	1
1066	1.207	1.350	1.319	100	135	173	761	947	817	309	252	318	25	1	2	12	15	9
1069	509	413	440	41	49	67	343	285	263	111	76	105	11	1	1	3	2	4
1071	9.194	7.815	6.837	2.232	2.209	2.043	5.343	4.748	3.854	1.360	814	903	232	10	5	27	34	32
1072	158	112	153	2	–	2	122	98	124	29	14	26	5	–	–	–	–	1
1081	291	272	286	16	14	16	209	196	205	55	61	63	8	–	1	3	1	1
1082	114	100	109	24	20	18	71	67	73	18	13	18	1	–	–	–	–	–
1091	1.994	2.013	2.046	131	73	107	1.142	1.447	1.360	675	490	567	41	–	3	5	3	9
1092	1.028	910	748	408	271	165	442	505	434	159	133	146	14	–	1	5	1	2
1093	941	809	788	153	172	174	575	503	469	194	132	140	18	1	1	1	1	4
1094	858	925	760	100	159	114	515	586	461	218	178	185	24	1	–	1	1	–
1095	179	157	177	19	17	19	108	110	117	47	30	37	5	–	–	–	–	4
1096	171	158	157	14	17	17	110	108	95	46	33	43	1	–	2	–	–	–
1099	1.807	1.694	1.586	294	225	187	1.051	1.128	1.010	420	336	380	32	1	4	10	4	5
1111	330	201	164	35	14	16	114	114	111	172	72	35	8	–	–	1	1	2
1112	189	118	94	13	9	3	118	95	66	56	14	24	1	–	1	1	–	–
1113	914	799	725	377	268	203	381	408	383	143	118	132	7	2	–	6	3	7

Capítulo 29 - Brasil e Grandes Regiões

29.1 - Quantidade de acidentes do trabalho liquidados, por consequência, segundo a Classificação Nacional de Atividades Econômicas (CNAE), no Brasil - 2014/2016

(continuação)

CNAE	QUANTIDADE DE ACIDENTES DO TRABALHO LIQUIDADOS																	
	Total			Consequência														
				Assistência Médica			Menos de 15 dias			Mais de 15 dias			Incapacidade Permanente			Óbito		
	2014	2015	2016	2014	2015	2016	2014	2015	2016	2014	2015	2016	2014	2015	2016	2014	2015	2016
1121	284	291	270	27	18	16	173	194	179	77	77	74	6	1	–	1	1	1
1122	2.313	1.883	1.493	481	341	287	1.487	1.272	948	318	264	255	21	–	3	6	6	–
1210	156	152	139	32	20	18	99	120	105	18	12	16	7	–	–	–	–	–
1220	93	88	67	27	32	15	43	41	40	20	14	11	3	–	–	–	1	1
1311	602	512	403	23	19	30	453	388	270	108	100	97	13	2	1	5	3	5
1312	188	122	125	1	2	2	150	97	107	37	23	16	–	–	–	–	–	–
1313	241	192	185	18	20	14	153	135	126	59	37	45	10	–	–	1	–	–
1314	87	73	46	13	7	7	52	43	24	21	23	15	1	–	–	–	–	–
1321	645	570	528	90	76	71	392	390	366	142	100	90	17	–	–	4	4	1
1322	65	47	31	2	–	–	49	41	24	13	6	7	1	–	–	–	–	–
1323	603	434	356	42	35	20	423	332	271	132	66	65	5	–	–	1	1	–
1330	361	283	294	36	23	23	232	203	195	83	54	73	9	1	2	1	2	1
1340	937	671	597	130	69	58	600	482	402	185	119	134	21	1	2	1	–	1
1351	727	657	535	45	55	51	516	473	381	143	126	102	21	3	1	2	–	–
1352	101	68	83	9	8	6	62	47	56	29	13	20	1	–	–	–	–	1
1353	97	95	102	18	17	13	68	71	71	6	6	18	5	1	–	–	–	–
1354	358	310	346	33	22	31	208	204	240	104	81	74	13	–	–	–	3	1
1359	839	664	646	66	51	38	592	484	473	164	126	133	17	1	1	–	2	1
1411	656	634	516	23	16	17	499	543	397	116	74	102	16	1	–	2	–	–
1412	3.262	3.128	2.733	261	462	295	2.147	2.004	1.747	745	641	668	103	11	13	6	10	10
1413	182	171	123	15	18	10	113	121	74	47	30	37	5	–	2	2	2	–
1414	181	136	105	10	7	5	111	100	69	53	29	30	5	–	1	2	–	–
1421	127	140	126	9	31	23	90	95	88	27	13	15	1	1	–	–	–	–
1422	178	110	126	62	18	30	90	66	74	22	26	22	3	–	–	1	–	–
1510	976	834	841	77	46	110	626	582	524	240	196	205	31	4	2	2	6	–
1521	157	139	97	7	5	2	69	93	61	77	41	34	4	–	–	–	–	–
1529	97	95	141	6	8	6	52	63	101	35	23	34	4	1	–	–	–	–
1531	1.434	1.331	1.348	161	132	124	880	924	883	362	270	337	29	1	1	2	4	3
1532	202	207	196	37	11	12	108	104	73	56	92	111	1	–	–	–	–	–
1533	857	554	626	20	44	53	647	418	459	173	90	109	14	–	–	3	2	5
1539	747	427	341	286	163	88	244	187	175	203	75	76	14	1	–	–	1	2
1540	229	224	229	17	17	13	112	147	134	89	60	81	10	–	–	1	–	1
1610	2.411	2.165	1.934	116	107	87	1.064	1.323	1.063	1.073	707	762	135	10	8	23	18	14
1621	933	799	700	117	99	114	457	481	345	309	211	235	46	5	4	4	3	2
1622	747	626	530	25	16	17	364	417	316	298	186	192	57	4	4	3	3	1
1623	647	546	458	16	14	14	426	408	322	173	123	120	30	–	–	2	1	2
1629	605	521	562	18	25	46	354	344	317	202	148	196	26	3	2	5	1	1
1710	585	653	599	336	360	331	186	229	195	57	58	71	6	–	–	–	6	2
1721	1.304	1.279	1.127	326	340	334	662	736	587	287	200	204	25	1	–	4	2	2
1722	75	98	77	4	2	5	39	63	45	31	33	27	1	–	–	–	–	–
1731	551	522	460	46	44	66	264	319	265	223	157	126	17	1	–	1	1	3
1732	137	100	126	3	5	6	77	62	82	53	33	38	4	–	–	–	–	–
1733	959	882	797	124	113	118	561	587	470	232	179	207	39	2	–	3	1	2
1741	624	475	321	32	23	7	311	335	211	266	115	102	14	1	–	1	1	1
1742	586	587	482	97	85	90	335	431	303	143	68	86	9	2	3	2	1	–
1749	440	412	352	45	60	25	257	250	215	128	102	110	10	–	–	–	–	2
1811	494	375	320	20	14	23	285	283	231	179	76	64	8	2	1	2	–	1
1812	656	452	337	171	114	117	109	161	139	361	177	81	15	–	–	–	–	–
1813	664	544	485	40	27	13	365	405	342	236	109	128	22	2	2	1	1	–
1821	156	130	128	12	8	11	93	92	82	48	30	33	2	–	1	1	–	1
1822	115	87	86	4	3	5	63	59	48	41	25	33	7	–	–	–	–	–
1830	33	24	19	–	2	2	30	16	13	3	5	3	–	1	1	–	–	–
1910	101	52	48	3	2	7	13	12	12	81	38	29	4	–	–	–	–	–
1921	1.031	1.012	811	584	548	406	352	411	345	85	52	58	4	–	–	6	1	2
1922	171	146	113	36	45	27	103	82	73	30	18	11	2	–	1	–	1	1
1931	4.967	4.431	3.708	1.068	961	871	2.988	2.788	2.147	813	660	669	74	–	3	24	22	18
1932	136	152	65	13	21	8	70	90	48	50	41	9	2	–	–	1	–	–
2011	37	25	26	22	13	15	12	9	6	3	3	5	–	–	–	–	–	–
2012	35	46	47	9	12	16	19	23	25	7	10	6	–	–	–	–	1	–
2013	1.035	1.004	829	268	297	225	611	605	486	137	99	114	13	–	–	6	3	4
2014	72	65	63	9	11	13	47	43	44	14	9	6	–	–	–	2	2	–
2019	206	215	189	65	70	57	106	129	102	32	15	29	2	–	–	1	1	1
2021	211	106	61	125	64	33	30	28	21	52	14	7	4	–	–	–	–	–
2022	96	65	72	27	23	24	23	24	25	44	18	23	2	–	–	–	–	–
2029	385	394	327	153	154	147	170	194	152	54	40	28	6	1	–	2	5	–
2031	205	158	117	59	53	41	81	73	53	63	32	22	1	–	–	1	–	1
2032	65	62	54	5	8	7	48	46	42	11	8	5	–	–	–	1	–	–
2033	40	47	35	14	23	21	21	24	14	5	–	–	–	–	–	–	–	–
2040	270	186	142	100	58	50	85	85	76	82	43	16	2	–	–	1	–	–
2051	97	74	93	32	16	31	43	42	49	19	15	13	3	–	–	–	1	–
2052	38	45	45	15	20	13	12	20	29	11	4	3	–	–	–	–	1	–
2061	427	335	322	62	52	62	279	234	183	72	46	76	10	1	–	4	2	1
2062	430	407	434	45	50	69	295	308	308	83	49	56	6	–	–	1	–	1
2063	840	777	784	111	96	114	572	583	527	136	98	141	18	–	1	3	–	1
2071	597	505	417	80	60	52	416	377	288	88	66	72	13	1	–	–	1	5
2072	26	24	24	1	2	2	16	19	19	8	2	3	1	–	–	–	1	–
2073	94	49	58	14	1	6	62	40	43	17	6	9	1	1	–	–	1	–
2091	183	159	121	13	3	9	92	98	82	76	58	30	2	–	–	–	–	–
2092	177	160	166	57	58	67	90	83	62	21	16	31	4	–	1	5	3	5
2093	191	156	166	26	13	21	129	126	129	34	17	16	2	–	–	–	–	–
2094	5	10	10	3	2	3	2	4	6	–	4	1	–	–	–	–	–	–
2099	891	821	736	218	194	136	539	516	502	116	107	93	15	1	–	3	3	5
2110	103	98	114	6	10	15	75	72	90	18	15	9	3	–	–	1	1	–
2121	1.302	1.382	1.338	205	234	238	860	990	918	213	157	178	18	–	–	6	1	4
2122	179	140	147	21	32	35	126	98	96	30	10	16	2	–	–	–	–	–

Capítulo 29 - Brasil e Grandes Regiões

29.1 - Quantidade de acidentes do trabalho liquidados, por consequência, segundo a Classificação Nacional de Atividades Econômicas (CNAE), no Brasil - 2014/2016

(continuação)

CNAE	QUANTIDADE DE ACIDENTES DO TRABALHO LIQUIDADOS																	
	Total			Consequência														
				Assistência Médica			Menos de 15 dias			Mais de 15 dias			Incapacidade Permanente			Óbito		
	2014	2015	2016	2014	2015	2016	2014	2015	2016	2014	2015	2016	2014	2015	2016	2014	2015	2016
2123	15	18	14	4	1	–	10	11	8	1	6	6	–	–	–	–	–	–
2211	1.041	811	684	518	375	294	339	350	278	168	82	110	14	–	1	2	4	1
2212	326	320	309	11	21	16	193	225	215	108	72	72	12	2	3	2	–	3
2219	1.869	1.174	983	164	100	108	780	674	558	874	392	314	47	3	2	4	5	1
2221	594	569	460	88	116	77	355	351	300	140	99	82	10	–	1	1	3	–
2222	3.500	3.227	2.966	226	253	234	2.310	2.364	2.054	890	600	667	69	2	2	5	8	9
2223	606	525	432	219	199	160	303	270	210	74	55	60	7	–	–	3	1	2
2229	5.140	4.012	3.511	664	429	326	3.276	2.868	2.386	1.095	699	785	95	5	3	10	11	11
2311	1.004	802	739	77	90	94	703	584	531	215	125	113	4	–	–	5	3	1
2312	224	172	201	76	36	29	106	103	134	36	32	35	6	–	–	–	1	3
2319	434	463	379	45	55	41	275	347	259	104	61	79	9	–	–	1	–	–
2320	748	578	579	301	215	209	332	300	311	93	61	58	18	1	–	4	1	1
2330	2.820	2.330	2.080	205	224	205	1.525	1.493	1.192	952	580	660	118	9	5	20	24	18
2341	192	140	92	74	46	20	68	65	52	40	26	18	10	2	1	–	1	1
2342	2.825	2.509	2.138	365	328	285	1.498	1.521	1.169	833	633	668	111	7	7	18	20	9
2349	347	370	319	60	50	67	183	238	156	92	82	92	11	–	1	1	–	3
2391	984	940	900	38	30	30	582	701	623	335	197	235	23	3	1	6	9	11
2392	229	211	154	48	43	42	128	144	86	41	23	26	9	1	–	3	–	–
2399	601	543	442	71	76	61	388	365	288	126	101	89	12	–	2	4	1	2
2411	430	262	311	62	48	75	240	176	178	118	37	56	9	–	1	1	1	1
2412	326	184	205	151	93	79	113	66	89	56	24	36	5	–	–	1	1	1
2421	101	75	83	46	25	42	33	36	23	19	13	17	2	–	–	1	1	1
2422	556	537	455	238	265	203	222	221	197	86	48	47	8	–	–	2	3	8
2423	943	743	589	524	371	307	301	292	203	94	78	71	23	–	1	1	2	7
2424	601	433	376	123	75	57	346	292	231	117	65	88	14	–	–	1	1	–
2431	617	444	254	136	113	51	371	280	142	97	50	61	11	–	–	2	1	–
2439	132	100	49	36	21	11	68	63	28	24	15	10	4	–	–	–	1	–
2441	586	503	442	140	161	120	318	274	238	110	67	80	18	–	–	–	1	4
2442	13	10	15	1	1	6	5	2	6	7	7	2	–	–	–	–	–	1
2443	170	214	177	46	41	42	71	133	87	42	39	48	10	–	–	1	1	–
2449	300	232	211	36	28	34	176	150	136	73	54	38	13	–	1	2	–	2
2451	3.891	2.828	2.365	1.870	1.448	1.096	1.479	1.134	1.017	507	236	246	33	1	1	2	9	5
2452	527	412	364	36	41	31	307	274	219	170	96	111	13	–	2	1	1	1
2511	2.710	1.883	1.497	476	253	183	1.438	1.201	876	733	423	424	48	1	3	15	5	11
2512	1.456	1.244	1.043	74	80	56	886	883	689	454	274	294	37	2	3	5	5	1
2513	606	387	274	85	31	27	389	301	176	117	54	70	13	–	–	2	1	1
2521	370	278	229	15	11	12	241	208	162	103	56	55	11	–	–	–	3	–
2522	239	138	115	7	7	14	73	58	57	148	73	43	10	–	–	1	–	1
2531	281	220	206	24	29	27	172	145	139	81	46	38	4	–	–	–	–	2
2532	1.136	916	684	60	59	42	761	685	469	295	166	172	17	3	–	3	3	1
2539	1.698	1.252	1.035	149	78	66	1.044	917	691	464	252	272	38	2	2	3	3	4
2541	174	192	174	70	67	43	76	98	91	23	27	40	5	–	–	–	–	–
2542	850	732	575	43	29	19	522	546	405	261	151	150	21	2	1	3	4	–
2543	506	434	413	109	85	83	275	290	251	116	57	76	6	1	1	–	1	2
2550	324	333	239	74	76	50	213	207	141	34	50	47	3	–	–	–	–	1
2591	668	608	516	141	117	116	372	393	314	145	96	85	10	2	–	–	–	1
2592	774	602	574	71	80	53	482	393	379	202	125	139	16	1	3	3	3	–
2593	565	477	434	36	39	28	325	330	281	181	106	123	21	–	–	2	2	2
2599	3.233	2.627	2.172	308	237	169	2.118	1.952	1.550	738	432	447	65	3	4	4	3	2
2610	522	474	322	68	45	24	368	332	220	76	94	76	8	2	1	2	1	1
2621	229	180	170	23	18	29	172	120	105	32	42	36	2	–	–	–	–	–
2622	439	479	381	87	79	97	309	299	214	41	101	70	2	–	–	–	–	–
2631	92	83	66	14	15	8	57	55	46	16	10	12	5	–	–	–	3	–
2632	211	148	147	75	45	63	118	96	75	12	7	9	6	–	–	–	–	–
2640	769	700	395	92	125	94	609	489	236	65	86	62	3	–	2	–	–	1
2651	398	299	214	58	42	25	283	219	158	52	37	30	1	–	–	4	1	1
2652	11	10	10	–	–	–	9	10	6	1	–	4	1	–	–	–	–	–
2660	99	63	67	18	5	11	64	54	49	17	4	7	–	–	–	–	–	–
2670	19	29	20	1	2	1	13	20	15	4	7	4	1	–	–	–	–	–
2680	3	–	1	–	–	–	2	–	1	1	–	–	–	–	–	–	–	–
2710	1.048	828	698	156	148	78	713	562	465	167	116	153	10	–	–	2	2	2
2721	65	76	63	2	8	3	47	26	32	13	42	28	3	–	–	–	–	–
2722	255	197	189	5	1	12	128	124	99	108	70	77	9	1	1	5	1	–
2731	559	482	317	80	110	62	351	307	184	114	63	69	8	1	1	6	1	1
2732	230	184	186	29	20	27	147	132	113	52	32	46	1	–	–	1	–	–
2733	679	612	570	130	78	72	409	405	355	125	129	143	14	–	–	1	–	–
2740	270	196	141	12	6	5	180	148	92	66	40	43	12	1	1	–	1	–
2751	1.267	973	604	150	141	81	832	706	421	272	125	99	12	–	–	1	1	3
2759	302	279	229	23	36	26	208	183	138	63	59	65	8	1	–	–	–	–
2790	529	440	359	61	47	35	345	300	254	115	92	68	7	–	1	1	1	1
2811	354	235	209	72	55	82	160	134	89	114	46	38	8	–	–	–	–	–
2812	419	312	278	44	50	21	262	210	190	105	52	65	7	–	–	1	–	2
2813	346	313	261	21	29	17	226	212	162	87	72	81	10	–	–	2	–	1
2814	250	182	194	81	49	39	123	106	113	42	27	42	4	–	–	–	–	–
2815	274	267	272	27	29	33	181	175	171	62	62	68	4	–	–	–	1	–
2821	260	183	120	12	11	7	176	129	89	67	42	24	5	–	–	–	1	–
2822	840	636	465	75	77	38	529	459	327	216	96	98	15	–	1	5	4	1
2823	591	547	466	24	47	35	424	388	344	131	111	85	10	–	–	2	1	2
2824	216	198	118	68	41	19	121	92	63	23	64	35	3	–	–	1	1	1
2825	72	53	61	7	18	16	50	31	37	13	4	8	1	–	–	1	–	–
2829	1.686	1.404	966	206	176	119	1.125	998	623	320	223	219	31	2	2	4	5	3
2831	267	176	146	59	48	40	152	106	84	52	22	22	1	–	–	3	–	–
2832	60	52	38	–	1	4	48	40	27	12	11	7	–	–	–	–	–	–
2833	2.990	2.442	2.153	195	169	226	1.987	1.812	1.435	773	453	487	29	3	–	6	5	5
2840	567	485	365	99	92	55	361	337	256	96	55	53	9	–	1	2	1	–

Capítulo 29 - Brasil e Grandes Regiões

29.1 - Quantidade de acidentes do trabalho liquidados, por consequência, segundo a Classificação Nacional de Atividades Econômicas (CNAE), no Brasil - 2014/2016

(continuação)

CNAE	QUANTIDADE DE ACIDENTES DO TRABALHO LIQUIDADOS																	
	Total			Consequência														
				Assistência Médica			Menos de 15 dias			Mais de 15 dias			Incapacidade Permanente			Óbito		
	2014	2015	2016	2014	2015	2016	2014	2015	2016	2014	2015	2016	2014	2015	2016	2014	2015	2016
2851	409	200	180	171	91	106	215	82	61	21	27	13	2	–	–	–	–	–
2852	219	171	109	30	41	16	157	115	73	28	15	19	4	–	–	–	–	1
2853	182	100	48	74	35	16	82	54	23	22	11	9	4	–	–	–	–	–
2854	290	208	158	100	39	46	136	142	83	49	26	29	5	–	–	–	1	–
2861	237	165	139	23	17	8	140	126	101	65	22	29	7	–	–	2	–	1
2862	596	453	439	35	25	28	423	355	296	127	71	114	10	–	–	1	2	1
2863	44	58	29	3	–	2	26	47	25	13	11	2	2	–	–	–	–	–
2864	55	42	29	1	1	2	41	36	22	12	5	5	1	–	–	–	–	–
2865	53	67	50	11	11	12	28	48	29	12	7	9	2	–	–	–	1	–
2866	72	37	31	1	2	2	53	27	18	16	8	10	2	–	–	–	–	1
2869	1.400	1.104	843	117	77	66	954	852	587	300	171	187	25	2	2	4	2	1
2910	3.358	2.187	1.867	1.565	1.011	906	1.365	976	764	288	192	197	135	1	–	5	7	–
2920	831	590	527	324	212	181	338	274	231	129	104	115	35	–	–	5	–	–
2930	2.992	2.197	1.832	331	258	249	2.115	1.661	1.300	499	273	277	44	–	2	3	5	4
2941	1.346	1.124	838	297	213	148	810	766	560	195	143	128	44	2	1	–	–	1
2942	596	568	449	219	229	231	292	274	158	82	64	60	3	–	–	–	1	–
2943	613	513	338	115	83	55	398	348	224	91	80	58	9	–	–	–	2	1
2944	525	363	307	164	93	69	242	199	169	97	71	68	19	–	–	3	–	1
2945	578	387	321	196	28	31	277	234	193	90	125	97	14	–	–	1	–	–
2949	5.129	4.112	3.595	840	673	694	3.319	2.816	2.305	846	619	580	111	1	1	13	3	15
2950	120	90	109	8	5	2	67	62	76	39	23	30	5	–	–	1	–	1
3011	2.438	1.920	1.101	1.339	878	470	735	828	481	309	210	148	52	–	–	3	4	2
3012	75	62	66	3	5	4	51	40	51	18	16	11	2	–	–	1	1	–
3031	255	174	157	72	47	42	151	94	81	28	32	34	4	–	–	–	1	–
3032	88	100	46	12	6	1	63	73	26	12	21	18	1	–	–	–	–	1
3041	365	328	262	218	219	150	122	97	95	18	12	17	7	–	–	–	–	–
3042	66	61	65	30	14	16	33	41	42	2	6	7	1	–	–	–	–	–
3091	523	487	275	193	240	94	280	213	145	47	34	36	3	–	–	–	–	–
3092	167	147	106	16	14	14	109	103	71	38	28	21	4	1	–	–	1	–
3099	129	103	74	22	33	13	71	60	42	31	9	19	5	–	–	–	1	–
3101	4.094	3.658	3.125	207	178	149	2.320	2.521	1.974	1.365	936	978	194	18	18	8	5	6
3102	1.053	720	549	161	50	47	641	507	371	224	157	130	24	3	–	3	3	1
3103	136	112	104	8	3	5	79	68	65	45	41	34	4	–	–	–	–	–
3104	583	457	458	28	26	27	407	322	316	132	107	113	13	1	1	3	1	1
3211	68	76	60	6	6	4	39	54	46	19	15	9	3	–	1	1	1	–
3212	92	58	66	7	6	7	45	37	44	38	14	15	1	1	–	1	–	–
3220	49	38	32	5	6	4	34	27	22	9	5	5	1	–	1	–	–	–
3230	515	327	169	4	3	1	71	50	37	438	274	131	2	–	–	–	–	–
3240	263	250	217	11	9	15	192	186	142	54	54	57	6	–	–	–	1	3
3250	870	805	693	92	72	65	603	612	512	155	116	111	11	2	2	9	3	3
3291	322	189	126	12	12	5	93	88	85	214	89	35	3	–	1	–	–	–
3292	237	169	131	6	5	7	179	126	95	43	37	29	6	–	–	3	1	–
3299	665	612	530	48	55	68	432	465	340	170	87	119	13	1	1	2	4	2
3311	153	113	93	16	11	9	86	76	61	43	26	23	7	–	–	1	–	–
3312	88	108	80	16	18	16	47	75	58	23	13	6	1	–	–	1	2	–
3313	184	201	198	15	7	20	128	153	140	40	36	38	1	–	–	–	5	–
3314	1.316	1.165	1.041	358	260	208	644	705	577	268	191	249	38	3	3	8	6	4
3315	62	55	53	10	10	9	38	35	36	12	10	8	1	–	–	1	–	–
3316	324	325	310	51	66	57	238	239	234	28	17	19	5	–	–	2	3	–
3317	271	145	93	111	18	12	112	104	58	44	23	22	3	–	1	1	–	–
3319	101	170	121	9	37	20	62	98	67	25	35	32	5	–	–	–	–	2
3321	309	320	242	54	62	31	163	197	134	78	56	73	12	1	1	2	4	3
3329	186	164	158	9	5	11	94	115	94	71	43	52	10	–	1	2	1	–
3511	1.150	1.046	848	256	301	244	516	510	445	354	225	153	15	2	1	9	8	5
3512	210	226	254	69	63	64	98	124	154	35	33	31	4	1	1	4	5	4
3513	36	19	33	12	6	5	19	12	27	4	1	1	–	–	–	1	–	–
3514	1.525	1.639	1.529	348	419	457	970	1.085	908	181	119	157	21	3	–	5	13	7
3520	48	41	40	21	12	9	24	27	28	3	2	3	–	–	–	–	–	–
3530	8	13	7	3	2	2	4	9	4	1	2	1	–	–	–	–	–	–
3600	2.931	2.731	2.920	544	520	665	1.992	1.955	1.978	332	245	267	45	–	–	18	11	10
3701	106	126	117	22	20	19	67	96	82	15	10	15	1	–	–	1	–	1
3702	410	358	206	29	24	17	313	298	137	53	34	51	12	1	1	3	1	–
3811	6.447	6.455	6.207	710	706	662	4.688	5.033	4.692	928	689	837	92	8	5	29	19	11
3812	138	104	125	46	34	37	68	56	67	22	14	21	2	–	–	–	–	–
3821	1.243	767	567	122	95	83	938	564	407	164	105	74	18	–	–	1	3	3
3822	308	325	320	69	108	98	204	189	185	31	28	36	2	–	–	2	–	1
3831	242	200	170	24	15	21	148	146	94	61	38	54	9	–	–	–	1	1
3832	248	229	275	8	13	15	138	153	187	95	59	71	7	–	2	–	4	–
3839	404	407	346	37	35	30	239	281	183	106	89	128	18	–	3	4	2	2
3900	40	36	32	20	19	14	17	15	17	3	2	1	–	–	–	–	–	–
4110	4.324	4.465	3.931	191	205	206	2.926	3.430	2.842	1.089	797	843	89	8	13	29	25	27
4120	16.406	13.785	10.742	1.212	953	706	9.912	9.520	6.829	4.418	3.150	3.062	729	55	65	135	107	80
4211	4.841	3.881	3.121	838	831	463	2.844	2.378	1.985	970	635	641	128	6	8	61	31	24
4212	1.764	1.461	913	660	535	299	769	715	433	277	197	173	46	2	3	12	12	5
4213	722	636	700	50	48	58	456	458	467	193	124	168	14	2	–	9	4	7
4221	8.217	6.302	4.735	1.677	1.131	680	2.750	2.819	2.352	3.668	2.308	1.668	78	4	2	44	40	33
4222	582	629	739	51	94	91	372	398	481	136	134	156	17	–	3	6	3	8
4223	219	115	79	49	27	18	58	35	25	108	50	34	2	–	–	2	3	2
4291	235	122	46	93	22	5	95	78	28	40	21	12	6	–	1	1	1	–
4292	2.526	1.734	1.220	1.503	811	436	623	604	424	330	308	349	59	2	3	11	9	8
4299	2.892	2.028	1.456	624	348	192	1.560	1.244	866	596	417	377	89	9	9	23	10	12
4311	69	69	49	5	6	2	37	44	23	23	15	22	4	3	–	–	1	2
4312	120	111	95	27	18	15	61	69	60	28	24	20	1	–	–	3	–	–
4313	1.226	1.098	946	143	128	97	673	701	581	336	249	253	52	2	3	22	18	12
4319	57	64	44	20	23	17	21	20	15	13	20	11	2	–	–	1	1	1

Capítulo 29 - Brasil e Grandes Regiões

29.1 - Quantidade de acidentes do trabalho liquidados, por consequência, segundo a Classificação Nacional de Atividades Econômicas (CNAE), no Brasil - 2014/2016

(continuação)

CNAE	QUANTIDADE DE ACIDENTES DO TRABALHO LIQUIDADOS																	
	Total			Consequência														
				Assistência Médica			Menos de 15 dias			Mais de 15 dias			Incapacidade Permanente			Óbito		
	2014	2015	2016	2014	2015	2016	2014	2015	2016	2014	2015	2016	2014	2015	2016	2014	2015	2016
4321	2.158	2.042	1.907	220	231	248	1.273	1.392	1.218	575	392	414	56	2	5	34	25	22
4322	911	767	738	65	55	51	578	557	483	241	149	202	23	1	2	4	5	–
4329	901	894	785	212	190	165	465	531	429	189	167	184	25	–	2	10	6	5
4330	1.818	1.328	1.098	106	83	61	998	897	686	598	333	339	95	3	2	21	12	10
4391	731	552	387	89	67	45	433	399	230	170	83	107	32	3	2	7	–	3
4399	2.471	2.024	1.716	230	183	124	1.358	1.350	1.053	759	467	516	106	2	5	18	22	18
4511	2.452	2.045	1.889	130	118	128	1.634	1.530	1.393	610	382	360	65	5	3	13	10	5
4512	348	214	162	2	1	1	24	16	27	321	197	133	1	–	–	–	–	1
4520	1.882	1.608	1.633	82	73	77	983	1.083	988	731	434	556	75	1	6	11	17	6
4530	4.294	3.756	3.777	171	149	161	2.365	2.585	2.413	1.600	995	1.165	131	8	9	27	19	29
4541	775	669	583	33	29	29	330	396	335	383	238	215	28	1	2	1	5	2
4542	19	7	7	–	–	1	3	3	5	15	4	1	1	–	–	–	–	–
4543	63	41	47	1	1	–	18	19	20	42	21	27	1	–	–	1	–	–
4611	33	33	44	1	–	2	21	24	27	11	9	14	–	–	–	–	–	1
4612	8	9	15	2	1	–	4	4	13	2	4	2	–	–	–	–	–	–
4613	13	16	9	2	–	–	3	12	6	8	3	2	–	–	1	–	1	–
4614	23	12	14	5	–	–	12	11	11	4	1	3	1	–	–	1	–	–
4615	8	3	5	1	–	–	3	3	3	2	–	2	2	–	–	–	–	–
4616	17	13	12	–	–	1	14	9	5	2	4	5	1	–	–	–	–	1
4617	82	72	76	3	4	4	50	48	44	28	20	28	–	–	–	1	–	–
4618	18	20	20	1	2	1	10	15	13	6	3	6	1	–	–	–	–	–
4619	58	51	63	1	2	3	31	36	41	19	13	18	7	–	–	–	–	1
4621	227	190	196	16	4	7	163	147	148	40	39	40	7	–	–	1	–	1
4622	218	219	230	22	16	15	122	158	137	57	45	75	14	–	–	3	–	3
4623	747	727	668	45	60	56	444	511	427	223	138	177	24	–	1	11	18	7
4631	201	204	200	7	8	10	139	148	134	52	48	54	3	–	–	–	–	2
4632	441	430	438	42	44	38	231	286	282	146	97	113	14	1	1	8	2	4
4633	516	557	567	16	21	21	291	391	379	183	131	161	18	2	–	8	12	6
4634	573	521	519	28	28	34	374	375	351	145	114	130	17	1	2	9	3	2
4635	2.969	2.954	2.897	433	374	406	1.849	2.070	1.848	628	498	623	49	3	6	10	9	14
4636	87	80	93	16	14	13	45	49	47	23	14	32	2	–	–	1	3	1
4637	558	521	588	15	26	17	348	379	405	179	110	161	13	1	2	3	5	3
4639	1.659	1.604	1.623	82	71	83	1.056	1.167	1.114	472	350	414	33	2	2	16	14	10
4641	170	128	114	13	13	8	107	86	69	45	29	37	3	–	–	2	–	–
4642	184	185	133	10	11	11	118	138	81	52	35	40	3	–	–	1	1	1
4643	52	44	42	–	1	1	33	35	33	18	8	8	1	–	–	–	–	–
4644	454	509	548	39	41	43	302	367	396	102	99	107	9	–	–	2	2	2
4645	223	247	225	32	34	26	133	171	157	54	41	42	3	–	–	1	1	–
4646	374	445	422	43	55	55	218	303	282	109	83	85	3	1	–	1	3	–
4647	245	209	184	9	11	6	179	154	128	53	44	49	3	–	–	1	–	1
4649	641	723	592	45	51	25	403	518	410	180	150	152	10	1	1	3	3	4
4651	117	103	137	14	11	15	65	67	99	36	25	22	2	–	–	–	–	1
4652	74	57	63	5	2	2	43	46	45	25	9	16	1	–	–	–	–	–
4661	490	452	463	59	32	60	310	353	308	110	65	90	10	–	1	1	2	4
4662	221	170	134	44	34	32	133	112	75	37	24	26	3	–	–	4	–	1
4663	398	330	265	65	30	28	228	240	170	95	56	64	5	–	–	5	4	3
4664	73	39	53	9	4	7	44	29	41	19	5	5	–	–	–	1	1	–
4665	82	63	64	2	5	5	52	50	36	26	8	20	1	–	–	1	–	3
4669	409	328	280	64	27	33	253	234	180	82	64	66	7	1	–	3	2	1
4671	307	266	247	12	6	8	143	178	144	129	75	93	18	2	1	5	5	1
4672	464	403	380	19	30	28	310	299	266	126	71	86	7	–	–	2	3	–
4673	121	132	113	9	11	4	80	90	80	27	31	28	5	–	–	–	–	1
4674	100	90	84	14	5	5	63	63	65	21	22	12	1	–	–	1	–	2
4679	874	791	671	104	50	41	539	599	487	202	133	136	21	5	4	8	4	3
4681	305	282	264	50	44	44	174	183	165	68	50	55	9	1	–	4	4	–
4682	714	729	642	109	121	92	461	519	445	126	86	104	16	–	–	2	3	1
4683	285	254	337	21	23	34	185	198	244	72	28	56	4	2	1	3	3	2
4684	219	195	172	14	27	28	158	139	121	44	26	21	2	–	–	1	3	2
4685	443	402	350	42	33	30	282	301	247	111	67	69	7	–	–	1	1	4
4686	292	270	252	13	14	11	186	201	178	87	55	60	4	–	2	2	–	1
4687	1.052	929	819	59	49	45	607	638	543	325	238	221	53	1	5	8	3	5
4689	626	543	501	71	74	68	368	352	318	162	110	108	21	3	2	4	4	5
4691	691	773	874	53	40	42	473	575	651	155	152	175	9	–	1	1	6	5
4692	79	94	103	7	4	4	43	67	68	24	22	30	5	–	–	–	1	1
4693	985	1.024	827	45	36	37	699	805	598	218	177	192	20	2	–	3	4	–
4711	19.533	20.465	20.565	845	846	819	14.634	15.685	15.475	3.842	3.874	4.220	169	15	15	43	45	36
4712	1.542	1.508	1.517	55	44	49	856	1.062	1.033	544	390	422	74	1	7	13	11	6
4713	1.186	1.201	1.022	50	78	57	856	917	739	248	201	220	27	2	1	5	3	5
4721	1.404	1.198	1.285	45	34	44	771	838	837	518	320	391	65	4	5	5	2	8
4722	831	810	938	23	17	13	498	590	694	288	199	227	19	3	–	3	1	4
4723	381	381	363	10	20	18	185	230	211	164	125	131	20	2	1	2	4	2
4724	439	446	423	10	23	12	308	341	313	109	80	97	10	–	–	2	2	1
4729	928	937	896	60	87	54	530	642	615	315	201	223	20	–	1	3	7	3
4731	2.130	2.079	2.005	66	84	92	1.133	1.414	1.324	847	550	558	58	5	7	26	26	24
4732	46	46	54	2	2	4	30	31	34	13	13	16	1	–	–	–	–	–
4741	279	266	231	13	10	12	134	161	130	120	91	85	11	1	1	1	3	3
4742	506	447	397	27	22	21	291	310	267	163	111	103	19	1	–	6	3	6
4743	674	536	489	29	20	18	378	371	319	236	140	149	26	1	1	5	4	2
4744	6.628	5.613	5.272	298	216	201	3.563	3.807	3.341	2.453	1.523	1.664	265	21	25	49	46	41
4751	657	616	618	46	41	29	378	439	443	219	129	142	11	–	1	3	7	3
4752	356	324	319	21	10	20	195	237	213	127	75	84	9	1	–	4	1	2
4753	2.159	1.733	1.409	84	64	48	1.332	1.223	982	695	434	372	35	1	1	13	11	6
4754	1.436	1.296	1.149	53	57	48	781	887	749	534	342	340	60	5	7	8	5	5
4755	408	314	290	17	9	5	243	215	178	130	89	104	12	–	1	6	1	2
4756	24	16	13	2	–	–	8	9	7	12	6	5	1	–	1	1	1	–

Capítulo 29 - Brasil e Grandes Regiões

29.1 - Quantidade de acidentes do trabalho liquidados, por consequência, segundo a Classificação Nacional de Atividades Econômicas (CNAE), no Brasil - 2014/2016

(continuação)

CNAE	QUANTIDADE DE ACIDENTES DO TRABALHO LIQUIDADOS																	
	Total			Consequência														
				Assistência Médica			Menos de 15 dias			Mais de 15 dias			Incapacidade Permanente			Óbito		
	2014	2015	2016	2014	2015	2016	2014	2015	2016	2014	2015	2016	2014	2015	2016	2014	2015	2016
4757	239	185	194	15	10	8	118	125	128	95	49	56	6	–	2	5	1	–
4759	477	491	476	24	27	17	236	331	319	203	132	137	11	–	–	3	1	3
4761	442	389	413	11	21	18	240	269	268	177	99	122	14	–	2	–	–	3
4762	10	3	7	1	–	–	2	3	5	6	–	2	1	–	–	–	–	–
4763	412	375	344	12	12	11	253	288	239	140	74	93	4	–	–	3	1	1
4771	2.317	2.200	2.312	246	271	341	1.335	1.463	1.424	702	454	529	30	–	3	4	12	15
4772	315	334	376	18	37	32	185	218	255	105	79	89	7	–	–	–	–	–
4773	86	62	78	4	7	6	59	42	50	21	13	22	2	–	–	–	–	–
4774	175	147	145	7	6	5	96	109	100	66	29	40	6	–	–	–	3	–
4781	2.473	2.380	2.302	193	129	134	1.482	1.726	1.592	752	513	563	39	1	3	7	11	10
4782	835	891	849	51	55	40	520	649	585	251	186	220	10	–	1	3	1	3
4783	101	86	71	2	4	6	50	63	42	46	19	23	2	–	–	1	–	–
4784	702	678	588	54	36	36	280	411	337	317	226	205	42	–	2	9	5	8
4785	58	48	47	1	3	2	31	35	29	25	10	15	1	–	1	–	–	–
4789	2.997	2.495	2.369	158	137	120	1.681	1.764	1.624	1.034	575	600	103	9	15	21	10	10
4911	655	572	468	367	275	256	218	251	155	57	44	54	9	–	–	4	2	3
4912	1.307	1.332	1.374	131	91	125	1.076	1.166	1.150	91	71	96	4	–	–	5	4	3
4921	5.133	5.413	5.352	160	138	126	3.133	3.753	3.552	1.480	1.448	1.610	323	35	27	37	39	37
4922	1.270	1.143	1.055	53	55	52	740	745	587	365	314	386	94	9	12	18	20	18
4923	173	121	88	5	15	7	93	76	52	68	30	25	5	–	–	2	–	4
4924	64	43	51	–	3	2	31	28	32	27	12	16	4	–	1	2	–	–
4929	563	539	493	56	72	32	281	298	291	181	157	156	31	3	4	14	9	10
4930	14.639	13.418	12.637	1.354	1.160	1.110	7.909	8.687	7.670	4.569	3.241	3.572	511	29	45	296	301	240
4940	244	209	144	171	141	93	50	52	42	22	14	9	1	–	–	–	2	–
4950	2	2	5	–	–	–	1	2	4	1	–	1	–	–	–	–	–	–
5011	74	73	70	14	19	10	42	44	44	12	10	16	6	–	–	–	–	–
5012	25	17	35	2	2	3	17	12	22	2	3	10	3	–	–	1	–	–
5021	248	255	229	25	20	22	156	185	150	58	42	55	7	2	1	2	6	1
5022	11	25	37	–	2	5	4	20	19	5	3	12	1	–	–	1	–	1
5030	576	511	382	268	241	166	167	170	138	116	100	76	23	–	–	2	–	2
5091	66	54	20	1	6	3	48	39	15	13	9	2	3	–	–	1	–	–
5099	1	2	9	–	–	–	–	1	6	1	1	3	–	–	–	–	–	–
5111	1.342	1.036	723	56	38	98	754	670	517	529	326	106	3	–	–	–	2	2
5112	124	83	53	13	6	8	43	29	35	67	46	8	1	–	–	–	2	2
5120	47	34	34	2	3	4	23	25	19	22	4	11	–	1	–	–	1	–
5211	1.777	1.696	1.607	147	198	215	1.099	1.135	1.078	480	345	302	33	1	3	18	17	9
5212	1.209	919	684	120	77	90	354	375	315	697	465	269	36	2	3	2	–	7
5221	614	682	644	62	78	65	440	475	476	100	119	95	8	–	–	4	10	8
5222	164	166	159	5	6	9	131	142	127	25	18	22	2	–	–	1	–	1
5223	453	474	609	20	25	25	247	341	422	173	103	156	10	1	2	3	4	4
5229	454	440	489	43	50	37	240	273	315	144	110	126	19	1	3	8	6	8
5231	910	970	911	195	247	234	552	596	519	135	124	156	20	–	–	8	3	2
5232	188	107	106	30	19	22	78	48	63	76	40	20	4	–	–	–	–	1
5239	93	67	57	22	15	9	52	41	36	17	9	12	2	–	–	–	2	–
5240	895	812	776	83	99	102	692	600	570	113	110	103	7	1	–	–	2	1
5250	923	715	544	187	108	73	556	483	366	160	121	100	15	2	–	5	1	5
5310	13.676	14.651	13.694	2.384	2.614	4.109	10.224	11.343	8.751	965	686	825	89	–	2	14	8	7
5320	1.161	941	897	23	28	15	526	579	534	569	327	342	33	1	1	10	6	5
5510	2.550	2.695	2.824	170	195	245	1.642	1.968	1.976	678	510	587	53	8	7	7	14	9
5590	72	76	82	4	2	6	30	44	54	32	30	22	6	–	–	–	–	–
5611	9.177	8.917	9.409	384	344	357	5.845	6.747	6.905	2.702	1.787	2.099	216	15	15	30	24	33
5612	49	47	35	2	5	–	34	26	24	13	16	11	–	–	–	–	–	–
5620	5.178	4.451	4.392	1.061	720	703	3.292	2.927	2.848	739	792	834	79	6	5	7	6	2
5811	80	62	71	6	5	7	54	47	51	19	10	13	1	–	–	–	–	–
5812	58	66	56	4	4	3	39	50	38	12	11	15	3	–	–	–	1	–
5813	13	16	7	1	–	–	6	12	6	5	3	1	1	–	–	–	1	–
5819	20	18	14	3	3	3	8	14	9	8	1	2	1	–	–	–	–	–
5821	182	117	99	17	10	8	135	89	79	25	18	12	5	–	–	–	–	–
5822	265	261	229	13	13	9	182	203	167	66	45	50	3	–	–	1	–	3
5823	34	33	19	3	3	–	22	25	15	9	5	4	–	–	–	–	–	–
5829	220	175	159	8	5	4	133	131	112	66	39	43	13	–	–	–	–	–
5911	43	31	34	1	5	3	23	16	21	19	10	9	–	–	–	–	–	1
5912	2	4	3	–	–	–	1	3	3	1	1	–	–	–	–	–	–	–
5913	3	2	2	–	–	–	3	2	2	–	–	–	–	–	–	–	–	–
5914	110	108	112	7	11	6	74	79	95	29	17	11	–	1	–	–	–	–
5920	7	9	4	1	–	1	3	6	2	2	3	1	1	–	–	–	–	–
6010	125	81	91	5	3	7	39	44	42	79	34	38	2	–	–	–	–	4
6021	634	698	576	91	163	131	336	395	332	187	138	107	16	–	1	4	2	5
6022	27	27	27	2	–	2	12	10	13	13	16	10	–	–	–	–	1	2
6110	597	661	658	44	36	85	409	488	449	131	135	123	11	1	–	2	1	1
6120	325	695	639	13	8	10	225	527	465	80	158	161	1	–	–	6	2	3
6130	6	5	7	–	2	1	3	3	6	3	–	–	–	–	–	–	–	–
6141	393	67	69	6	4	5	286	46	45	96	17	18	4	–	1	1	–	–
6142	4	4	–	–	–	–	4	4	–	–	–	–	–	–	–	–	–	–
6143	10	29	19	–	–	2	7	19	13	2	10	4	1	–	–	–	–	–
6190	657	563	637	27	33	49	379	373	398	233	154	188	14	–	–	4	3	2
6201	1.785	901	551	32	35	26	213	271	239	1.534	593	284	2	–	–	4	2	2
6202	120	125	107	14	11	8	82	98	77	23	15	22	–	–	–	1	1	–
6203	154	176	148	13	20	13	107	131	102	34	25	33	–	–	–	–	–	–
6204	351	345	332	50	28	34	228	264	242	67	52	53	3	–	1	3	1	2
6209	388	378	383	37	27	32	253	280	270	88	69	78	6	1	–	4	1	3
6311	370	303	316	32	24	29	174	180	211	156	96	75	8	1	–	–	2	1
6319	26	44	58	2	2	4	15	28	43	9	14	11	–	–	–	–	–	–
6391	5	3	7	–	–	–	4	3	6	1	–	1	–	–	–	–	–	–
6399	40	28	38	2	2	1	24	21	26	9	5	10	5	–	–	–	–	1

Capítulo 29 - Brasil e Grandes Regiões

29.1 - Quantidade de acidentes do trabalho liquidados, por consequência, segundo a Classificação Nacional de Atividades Econômicas (CNAE), no Brasil - 2014/2016

(continuação)

CNAE	QUANTIDADE DE ACIDENTES DO TRABALHO LIQUIDADOS																	
	Total			Consequência														
				Assistência Médica			Menos de 15 dias			Mais de 15 dias			Incapacidade Permanente			Óbito		
	2014	2015	2016	2014	2015	2016	2014	2015	2016	2014	2015	2016	2014	2015	2016	2014	2015	2016
6410	9	5	7	–	–	–	7	4	4	1	1	3	–	–	–	1	–	–
6421	769	857	565	358	338	186	289	427	298	112	90	81	10	–	–	–	2	–
6422	5.319	6.085	5.328	512	534	441	3.609	4.097	3.427	1.020	1.423	1.417	170	22	37	8	9	6
6423	667	721	472	136	209	74	442	419	315	72	87	80	16	2	–	1	4	3
6424	106	153	151	10	7	9	67	118	107	25	26	32	2	–	–	2	2	3
6431	8	24	24	–	4	–	7	16	18	1	4	6	–	–	–	–	–	–
6432	4	2	3	2	2	1	2	–	2	–	–	–	–	–	–	–	–	–
6433	60	34	57	37	20	24	21	11	28	2	3	5	–	–	–	–	–	–
6434	13	7	8	1	1	–	9	4	8	3	2	–	–	–	–	–	–	–
6435	22	9	6	–	–	–	3	1	3	19	8	3	–	–	–	–	–	–
6436	39	38	29	9	8	–	20	25	25	10	5	4	–	–	–	–	–	–
6437	–	5	4	–	–	–	–	4	3	–	1	1	–	–	–	–	–	–
6440	1	4	1	1	–	–	–	3	1	–	1	–	–	–	–	–	–	–
6450	2	7	9	–	–	–	1	7	7	1	–	2	–	–	–	–	–	–
6461	3	6	1	–	1	–	2	5	1	1	–	–	–	–	–	–	–	–
6462	298	249	236	35	32	30	196	165	171	57	46	32	7	–	–	3	6	3
6463	42	53	72	2	1	2	23	41	48	17	10	21	–	–	1	–	1	–
6470	7	7	15	–	1	2	7	6	10	–	–	3	–	–	–	–	–	–
6491	14	11	15	2	–	–	7	9	10	5	2	5	–	–	–	–	–	–
6492	1	3	1	–	–	–	1	3	1	–	–	–	–	–	–	–	–	–
6493	60	48	68	9	4	4	36	32	49	10	12	14	3	–	–	2	–	1
6499	28	30	24	3	3	6	23	23	15	2	3	3	–	–	–	–	1	–
6511	72	79	79	9	5	6	46	69	62	17	5	11	–	–	–	–	–	–
6512	158	126	171	7	11	9	102	81	130	47	32	32	–	–	–	2	2	–
6520	22	24	15	–	3	–	12	21	11	8	–	4	1	–	–	1	–	–
6530	10	5	2	8	3	1	2	2	1	–	–	–	–	–	–	–	–	–
6541	68	63	76	13	13	20	46	42	48	9	8	8	–	–	–	–	–	–
6542	16	15	15	1	–	–	12	13	14	3	2	1	–	–	–	–	–	–
6550	1.220	1.347	1.413	385	447	486	710	793	806	115	107	121	9	–	–	1	–	–
6611	12	15	7	–	–	–	5	1	2	6	14	5	1	–	–	–	–	–
6612	38	46	36	2	3	1	26	36	27	9	7	7	1	–	–	–	–	1
6613	133	73	24	10	4	2	37	33	16	84	36	6	2	–	–	–	–	–
6619	111	103	99	7	3	5	78	78	72	26	22	21	–	–	–	–	–	1
6621	31	31	21	–	–	1	5	9	8	26	22	12	–	–	–	–	–	–
6622	116	133	135	7	6	7	67	94	98	41	33	28	1	–	1	–	–	1
6629	31	36	14	4	–	1	22	20	11	4	16	2	–	–	–	1	–	–
6630	127	89	37	–	1	–	5	11	21	120	77	16	2	–	–	–	–	–
6810	781	659	613	37	39	37	524	488	436	184	126	133	23	1	–	13	5	7
6821	231	231	236	13	21	4	142	165	167	65	45	64	10	–	–	1	–	1
6822	338	358	402	23	20	22	219	269	293	89	66	85	4	–	1	3	3	1
6911	233	268	234	12	20	12	152	200	170	65	47	51	3	–	–	1	1	1
6912	86	77	93	4	4	3	58	63	78	23	8	12	1	–	–	–	2	–
6920	1.189	1.104	1.154	88	90	79	778	815	848	309	195	219	8	–	2	6	4	6
7010	27	27	12	–	–	2	10	3	3	16	24	7	1	–	–	–	–	–
7020	525	587	559	75	84	78	341	420	392	95	81	89	8	–	–	6	2	–
7111	77	62	51	26	8	5	33	31	33	17	23	12	1	–	1	–	–	–
7112	2.969	2.660	2.227	501	363	310	1.780	1.773	1.425	604	494	470	62	3	4	22	27	18
7119	463	287	226	118	57	53	232	179	134	96	46	38	11	1	–	6	4	1
7120	224	218	247	22	28	37	160	159	167	40	30	42	1	–	–	1	1	1
7210	660	567	541	196	161	128	369	363	358	86	42	52	5	–	–	4	1	3
7220	69	41	23	10	2	5	19	15	8	39	24	10	1	–	–	–	–	–
7311	149	102	77	–	–	6	34	45	44	113	57	27	2	–	–	–	–	–
7312	56	61	55	5	7	2	29	44	41	21	10	12	1	–	–	–	–	–
7319	306	370	342	8	11	15	179	262	235	107	94	91	11	–	1	1	3	–
7320	94	61	43	5	–	5	41	45	28	47	15	9	1	–	–	–	1	1
7410	22	36	28	2	2	1	13	28	20	7	6	7	–	–	–	–	–	–
7420	156	180	116	8	–	7	42	52	52	99	127	57	6	1	–	1	–	–
7490	604	696	590	105	130	95	385	369	334	101	192	158	10	1	–	3	4	3
7500	61	53	54	7	8	3	38	40	39	16	5	11	–	–	–	–	–	1
7711	422	427	389	28	29	44	248	282	254	121	112	88	15	2	–	10	2	3
7719	101	75	49	14	7	5	46	40	26	35	25	17	5	1	1	1	2	–
7721	9	12	12	–	–	–	2	10	7	7	2	5	–	–	–	–	–	–
7722	25	33	19	–	1	2	11	25	12	14	7	3	–	–	–	–	–	2
7723	45	66	55	–	3	2	18	41	31	25	19	22	2	3	–	–	–	–
7729	94	79	75	3	7	2	54	53	50	33	19	21	2	–	–	2	–	2
7731	63	46	33	2	5	1	28	24	18	28	14	14	5	–	–	–	3	–
7732	867	845	753	59	77	76	537	558	490	236	198	181	30	2	5	5	10	1
7733	98	103	96	7	10	10	46	62	67	44	30	18	1	–	1	–	1	–
7739	680	711	620	75	88	64	408	498	422	174	120	129	17	2	–	6	3	5
7740	29	30	36	7	4	1	15	23	31	7	3	4	–	–	–	–	–	–
7810	625	690	575	51	55	55	398	450	329	138	178	186	32	4	3	6	3	2
7820	2.298	2.160	1.935	211	161	131	1.470	1.407	1.154	521	571	637	83	12	4	13	9	9
7830	675	778	896	69	75	135	419	479	487	166	220	268	19	1	3	2	3	3
7911	200	199	176	7	11	9	107	146	113	75	41	51	11	–	–	–	1	3
7912	4	6	4	1	–	–	3	5	3	–	1	1	–	–	–	–	–	–
7990	14	12	17	–	1	–	10	7	13	3	4	4	1	–	–	–	–	–
8011	3.572	3.629	3.336	174	199	161	1.912	2.120	1.798	1.295	1.242	1.337	147	6	4	44	62	36
8012	1.552	1.671	1.692	87	66	125	986	1.169	1.115	433	422	434	31	2	1	15	12	17
8020	589	616	601	38	53	41	338	414	387	201	141	166	4	–	2	8	8	5
8030	204	211	116	–	1	–	–	–	2	195	210	114	9	–	–	–	–	–
8111	982	1.093	1.180	77	78	76	600	737	737	283	271	357	18	1	2	4	6	8
8112	3.439	3.474	3.670	204	214	251	2.152	2.580	2.654	984	656	735	86	3	10	13	21	20
8121	4.873	5.170	4.903	671	642	572	3.012	2.823	2.587	997	1.674	1.715	180	18	14	13	13	15
8122	261	291	274	19	36	19	138	156	133	94	95	121	7	1	1	3	3	–
8129	1.175	1.148	1.406	200	225	295	760	700	861	190	210	244	19	1	3	6	12	3

Capítulo 29 - Brasil e Grandes Regiões

29.1 - Quantidade de acidentes do trabalho liquidados, por consequência, segundo a Classificação Nacional de Atividades Econômicas (CNAE), no Brasil - 2014/2016

(conclusão)

CNAE	QUANTIDADE DE ACIDENTES DO TRABALHO LIQUIDADOS																	
	Total			Consequência														
				Assistência Médica			Menos de 15 dias			Mais de 15 dias			Incapacidade Permanente			Óbito		
	2014	2015	2016	2014	2015	2016	2014	2015	2016	2014	2015	2016	2014	2015	2016	2014	2015	2016
8130	310	316	307	15	21	34	120	177	203	162	114	68	8	1	1	5	3	1
8211	1.488	1.581	1.587	156	162	168	807	951	953	490	461	459	24	2	3	11	5	4
8219	514	435	446	40	44	28	325	302	302	134	86	112	14	1	–	1	2	4
8220	2.638	3.337	3.327	129	120	173	1.952	2.198	2.145	540	1.010	1.004	11	1	–	6	8	5
8230	224	263	254	10	9	11	125	168	161	77	83	81	7	2	–	5	1	1
8291	557	409	341	28	17	13	197	213	218	323	179	107	8	–	1	1	–	2
8292	186	199	157	19	17	20	113	147	98	48	35	37	5	–	1	1	–	1
8299	2.650	2.375	2.224	326	296	282	1.628	1.542	1.392	606	515	532	76	6	7	14	16	11
8411	14.434	15.564	14.708	2.710	2.721	2.632	9.013	9.444	8.702	2.184	3.254	3.237	484	98	99	43	47	38
8412	248	368	451	59	63	96	150	153	151	35	151	203	4	–	1	–	1	–
8413	108	63	97	13	11	10	86	50	79	7	2	8	1	–	–	1	–	–
8422	86	103	68	17	24	14	51	67	46	18	12	8	–	–	–	–	–	–
8423	91	85	61	6	7	13	59	53	35	23	25	13	2	–	–	1	–	–
8424	119	159	132	25	15	12	60	106	85	32	38	34	2	–	1	–	–	–
8425	1	1	–	–	–	–	1	1	–	–	–	–	–	–	–	–	–	–
8430	54	54	41	10	18	16	37	29	19	7	7	6	–	–	–	–	–	–
8511	4.016	3.522	2.636	44	72	89	344	498	568	3.591	2.950	1.979	37	1	–	–	1	–
8512	535	592	621	26	36	46	337	442	453	157	114	121	13	–	1	2	–	–
8513	1.360	1.333	1.466	101	116	132	836	934	1.056	394	280	274	27	–	–	2	3	4
8520	677	695	768	47	46	69	467	521	554	151	127	142	10	–	–	2	1	3
8531	1.758	2.071	1.905	317	289	289	1.047	1.057	1.010	385	724	603	8	–	1	1	1	2
8532	1.592	1.735	1.699	398	497	454	967	1.056	1.067	213	182	175	12	–	1	2	–	2
8533	165	184	161	18	33	29	127	133	116	17	18	16	1	–	–	2	–	–
8541	134	131	145	11	4	14	82	107	108	38	18	23	3	–	–	–	2	–
8542	52	38	49	1	1	3	19	19	28	30	18	17	1	–	–	1	–	1
8550	244	265	300	18	26	75	198	202	187	25	36	38	2	1	–	1	–	–
8591	26	19	29	–	1	1	18	13	15	7	5	13	–	–	–	1	–	–
8592	33	30	29	2	2	–	23	21	22	8	7	7	–	–	–	–	–	–
8593	116	127	119	5	5	9	68	90	77	40	32	33	2	–	–	1	–	–
8599	1.990	2.038	1.877	195	188	217	1.419	1.577	1.386	344	264	268	23	1	1	9	8	5
8610	55.670	57.360	55.895	28.965	29.077	28.398	24.285	23.977	22.937	2.206	4.285	4.526	190	8	7	24	13	27
8621	206	248	222	88	65	51	91	155	143	25	27	28	1	–	–	1	1	–
8622	47	34	25	8	5	5	28	21	15	9	7	5	2	–	–	–	1	–
8630	3.012	3.688	4.273	1.245	1.474	1.741	1.527	1.962	2.208	226	248	322	13	1	1	1	3	1
8640	3.764	4.307	4.311	1.520	1.832	1.773	1.894	2.194	2.239	333	276	294	16	–	2	1	5	3
8650	505	577	486	167	223	174	274	300	250	54	53	61	10	–	–	–	1	1
8660	1.004	1.632	2.057	615	1.037	1.307	340	497	645	45	97	104	4	–	–	–	1	1
8690	2.418	2.211	2.375	1.126	1.007	1.088	1.149	1.045	1.142	130	157	142	11	–	–	2	2	3
8711	463	514	497	90	68	62	276	342	320	89	104	110	7	–	3	1	–	2
8712	108	142	150	18	26	21	70	92	100	18	24	28	2	–	–	–	–	1
8720	275	336	312	125	173	141	130	139	142	18	24	29	1	–	–	1	–	–
8730	453	422	459	117	94	92	265	259	292	64	68	74	7	1	–	–	–	1
8800	1.861	2.020	1.889	229	267	239	1.391	1.525	1.426	230	225	224	10	–	–	1	3	–
9001	123	84	89	6	5	4	70	54	44	42	24	37	3	–	–	2	1	4
9002	3	4	2	–	–	–	2	2	1	1	2	1	–	–	–	–	–	–
9003	7	9	16	1	–	–	3	6	13	2	2	3	1	–	–	–	1	–
9101	25	26	22	1	5	–	22	19	21	2	2	1	–	–	–	–	–	–
9102	12	7	9	3	–	–	6	7	7	3	–	2	–	–	–	–	–	–
9103	76	72	51	3	5	9	63	62	38	10	5	3	–	–	–	–	–	1
9200	10	20	10	–	–	–	6	18	8	3	2	2	1	–	–	–	–	–
9311	27	28	23	4	3	4	14	21	17	7	4	2	2	–	–	–	–	–
9312	781	774	861	37	42	43	486	550	612	232	177	171	24	2	1	2	3	34
9313	192	225	245	12	17	7	107	151	167	67	55	69	4	–	–	2	2	2
9319	114	96	127	5	5	7	67	67	81	40	24	37	2	–	1	–	–	1
9321	241	228	186	72	38	13	116	156	138	50	34	35	3	–	–	–	–	–
9329	238	227	207	26	10	10	155	168	145	53	45	51	2	–	–	2	4	1
9411	327	246	323	105	56	70	191	162	192	28	28	61	3	–	–	–	–	–
9412	390	392	354	98	65	56	209	218	197	57	108	95	24	1	3	2	–	3
9420	415	428	417	23	26	24	273	305	285	101	90	103	18	5	3	–	2	2
9430	3.404	3.376	3.185	802	760	675	1.909	2.096	1.913	600	506	587	90	7	6	3	7	4
9491	762	947	750	87	73	36	442	576	472	201	150	171	25	144	69	7	4	2
9492	682	236	126	1	–	–	3	3	3	678	233	123	–	–	–	–	–	–
9493	47	71	54	6	–	4	30	56	36	10	14	14	1	–	–	–	1	–
9499	900	1.116	1.154	158	217	184	565	755	809	154	140	154	18	2	1	5	2	6
9511	266	216	204	13	11	11	170	152	130	76	50	61	4	–	2	3	3	–
9512	118	92	122	6	8	10	81	70	91	28	14	20	1	–	–	2	–	1
9521	238	183	175	9	4	11	118	125	113	97	52	49	12	–	–	2	2	2
9529	218	159	154	8	4	7	126	97	100	77	56	46	6	2	–	1	–	1
9601	584	540	576	66	52	73	345	372	362	156	111	141	14	2	–	3	3	–
9602	194	189	219	11	10	11	111	131	150	65	48	56	6	–	1	1	–	1
9603	248	275	328	23	21	33	134	181	214	84	70	80	7	–	–	–	3	1
9609	145	129	138	9	2	12	66	87	78	62	39	46	7	1	1	1	–	1
9700	53	56	71	2	2	3	48	54	64	2	–	3	1	–	–	–	–	1
9900	15	22	22	–	1	2	8	19	17	7	2	3	–	–	–	–	–	–
Ignorado	128.625	79.721	78.860	161	133	133	2.150	2.414	2.418	122.965	65.147	65.070	3.303	11.983	11.180	46	44	59

Fonte: DATAPREV, CAT., SUB.

Nota: Os dados são preliminares, estando sujeitos a correções.

Capítulo 29 - Brasil e Grandes Regiões

29.2 - Quantidade de acidentes do trabalho liquidados, por consequência, segundo a Classificação Nacional de Atividades Econômicas (CNAE), na Região Norte - 2014/2016

(continua)

CNAE	QUANTIDADE DE ACIDENTES DO TRABALHO LIQUIDADOS																	
	Total			Consequência														
				Assistência Médica			Menos de 15 dias			Mais de 15 dias			Incapacidade Permanente			Óbito		
	2014	2015	2016	2014	2015	2016	2014	2015	2016	2014	2015	2016	2014	2015	2016	2014	2015	2016
TOTAL	**32.702**	**29.143**	**25.764**	**5.216**	**4.454**	**3.503**	**14.363**	**14.588**	**12.362**	**12.294**	**9.279**	**9.173**	**652**	**645**	**597**	**177**	**177**	**129**
0111	81	25	16	–	–	–	14	15	13	67	10	3	–	–	–	–	–	–
0112	201	66	47	–	–	–	1	1	1	200	65	44	–	–	2	–	–	–
0113	16	8	4	1	–	–	6	4	3	9	4	1	–	–	–	–	–	–
0114	4	3	2	–	–	–	–	–	–	4	3	2	–	–	–	–	–	–
0115	32	27	35	1	–	1	20	22	25	11	5	9	–	–	–	–	–	–
0119	8	5	4	–	–	–	5	3	1	2	2	3	–	–	–	1	–	–
0121	12	5	6	1	–	1	1	4	4	10	1	1	–	–	–	–	–	–
0122	–	1	–	–	–	–	–	–	–	–	1	–	–	–	–	–	–	–
0131	1	4	3	–	–	–	1	1	2	–	2	1	–	1	–	–	–	–
0133	36	39	47	4	2	7	16	27	24	12	10	16	3	–	–	1	–	–
0134	–	2	–	–	–	–	–	1	–	–	1	–	–	–	–	–	–	–
0139	652	859	454	248	325	205	354	493	222	45	40	27	4	–	–	1	1	–
0141	139	169	236	1	–	7	115	146	174	17	21	53	–	–	–	6	2	2
0142	9	16	2	–	–	–	9	14	2	–	2	–	–	–	–	–	–	–
0151	389	325	250	32	25	4	269	248	194	84	44	45	–	2	1	4	6	6
0152	1	2	2	–	–	–	1	2	–	–	–	2	–	–	–	–	–	–
0153	–	–	1	–	–	–	–	–	–	–	–	–	–	–	1	–	–	–
0154	3	–	1	–	–	–	2	–	1	1	–	–	–	–	–	–	–	–
0155	67	63	55	–	–	2	50	54	33	14	8	19	3	–	–	–	1	1
0159	1	1	4	–	–	–	1	1	1	–	–	3	–	–	–	–	–	–
0161	32	46	48	–	6	1	22	34	30	9	–	11	–	5	6	1	1	–
0162	12	20	30	–	–	–	8	12	19	4	4	7	–	3	2	–	1	2
0163	–	–	2	–	–	–	–	–	1	–	–	1	–	–	–	–	–	–
0210	72	47	58	13	11	18	42	31	29	16	5	11	–	–	–	1	–	–
0220	38	46	32	2	3	–	19	34	23	17	9	9	–	–	–	–	–	–
0230	61	25	27	18	3	5	32	15	18	10	5	4	1	1	–	–	1	–
0311	11	6	7	–	–	–	4	3	3	5	3	3	2	–	1	–	–	–
0312	1	–	–	–	–	–	–	–	–	1	–	–	–	–	–	–	–	–
0321	–	–	1	–	–	–	–	–	1	–	–	–	–	–	–	–	–	–
0322	2	5	6	–	–	–	1	4	6	1	1	–	–	–	–	–	–	–
0500	–	–	1	–	–	–	–	–	1	–	–	–	–	–	–	–	–	–
0600	41	16	13	35	14	8	6	1	5	–	1	–	–	–	–	–	–	–
0710	121	172	138	97	140	105	21	26	26	1	5	5	2	–	–	–	1	2
0721	51	14	13	48	8	12	3	5	–	–	1	1	–	–	–	–	–	–
0722	53	38	29	38	25	19	11	10	9	4	3	1	–	–	–	–	–	–
0723	1	1	–	–	1	–	1	–	–	–	–	–	–	–	–	–	–	–
0724	44	22	20	18	7	6	24	8	10	2	6	4	–	–	–	–	1	–
0729	59	63	74	50	45	64	7	12	8	1	5	2	–	–	–	1	1	–
0810	45	42	33	4	3	8	20	27	20	16	9	5	4	1	–	1	2	–
0891	1	–	2	–	–	–	1	–	2	–	–	–	–	–	–	–	–	–
0893	4	3	3	–	1	–	3	2	2	1	–	1	–	–	–	–	–	–
0899	1	2	4	1	1	–	–	–	3	–	1	1	–	–	–	–	–	–
0910	8	15	12	8	12	8	–	2	4	–	–	–	–	–	–	–	1	–
0990	1	1	3	–	–	2	1	–	1	–	1	–	–	–	–	–	–	–
1011	814	958	1.032	111	238	309	551	540	545	144	175	175	3	1	–	5	4	3
1012	50	59	48	–	2	1	19	30	26	30	27	21	1	–	–	–	–	–
1013	34	20	26	–	–	2	28	13	18	5	6	6	1	–	–	–	1	–
1020	41	40	28	1	–	–	33	33	21	6	7	7	1	–	–	–	–	–
1031	23	23	40	1	1	–	15	17	18	7	5	18	–	–	–	–	–	4
1032	2	2	–	–	–	–	–	2	–	2	–	–	–	–	–	–	–	–
1033	4	5	5	–	1	–	2	4	4	2	–	1	–	–	–	–	–	–
1041	47	122	158	5	22	32	33	95	112	5	5	14	4	–	–	–	–	–
1042	15	21	23	2	2	1	3	12	16	10	7	6	–	–	–	–	–	–
1051	6	7	5	–	–	–	2	5	4	4	2	1	–	–	–	–	–	–
1052	128	112	136	9	19	–	90	70	103	28	23	32	–	–	–	1	–	1
1053	6	7	17	1	–	–	2	4	12	3	3	5	–	–	–	–	–	–
1061	31	29	25	1	1	–	22	24	17	8	4	8	–	–	–	–	–	–
1062	18	45	37	–	–	1	14	37	33	3	8	3	1	–	–	–	–	–
1064	2	3	3	–	–	–	1	1	2	1	2	1	–	–	–	–	–	–
1066	25	26	22	1	–	–	14	15	18	10	9	4	–	–	–	–	2	–
1069	5	3	1	–	–	–	3	1	1	2	2	–	–	–	–	–	–	–
1081	6	5	9	–	–	–	4	5	6	1	–	2	1	–	–	–	–	1
1091	32	58	40	–	2	2	18	42	29	14	14	9	–	–	–	–	–	–
1092	25	15	14	–	–	–	16	15	9	6	–	5	3	–	–	–	–	–
1093	1	1	1	–	–	–	1	1	–	–	–	1	–	–	–	–	–	–
1094	10	6	10	–	–	–	7	5	8	1	1	2	2	–	–	–	–	–
1095	6	6	6	–	–	–	4	1	2	2	5	4	–	–	–	–	–	–
1096	2	–	–	–	–	–	1	–	–	1	–	–	–	–	–	–	–	–
1099	64	69	82	10	8	3	41	48	59	10	13	20	–	–	–	3	–	–
1111	7	4	1	–	–	–	–	–	1	7	4	–	–	–	–	–	–	–
1112	5	3	2	–	–	–	2	3	2	2	–	–	1	–	–	–	–	–
1113	52	45	31	12	11	5	28	23	18	11	11	8	–	–	–	1	–	–
1121	9	15	6	1	1	–	4	10	6	4	4	–	–	–	–	–	–	–
1122	300	231	159	118	63	32	145	137	101	35	31	26	2	–	–	–	–	–
1220	3	–	–	–	–	–	–	–	–	3	–	–	–	–	–	–	–	–
1312	121	64	78	–	–	–	98	56	75	23	8	3	–	–	–	–	–	–
1321	1	2	–	–	–	–	–	–	–	1	2	–	–	–	–	–	–	–
1322	28	14	11	–	–	–	22	10	10	6	4	1	–	–	–	–	–	–
1351	1	3	1	–	–	–	–	1	–	1	2	1	–	–	–	–	–	–
1353	–	1	1	–	–	–	–	1	–	–	–	1	–	–	–	–	–	–

Capítulo 29 - Brasil e Grandes Regiões

29.2 - Quantidade de acidentes do trabalho liquidados, por consequência, segundo a Classificação Nacional de Atividades Econômicas (CNAE), na Região Norte - 2014/2016

(continuação)

CNAE	QUANTIDADE DE ACIDENTES DO TRABALHO LIQUIDADOS																	
	Total			Consequência														
				Assistência Médica			Menos de 15 dias			Mais de 15 dias			Incapacidade Permanente			Óbito		
	2014	2015	2016	2014	2015	2016	2014	2015	2016	2014	2015	2016	2014	2015	2016	2014	2015	2016
1359	4	–	1	–	–	–	2	–	1	2	–	–	–	–	–	–	–	–
1411	1	1	1	–	–	–	–	1	1	1	–	–	–	–	–	–	–	–
1412	8	7	5	–	–	–	5	1	2	3	6	3	–	–	–	–	–	–
1413	8	1	7	–	–	–	2	1	3	5	–	3	1	–	1	–	–	–
1414	2	4	4	–	–	–	–	4	4	2	–	–	–	–	–	–	–	–
1421	–	1	–	–	–	–	–	1	–	–	–	–	–	–	–	–	–	–
1422	–	1	–	–	–	–	–	1	–	–	–	–	–	–	–	–	–	–
1510	47	59	58	4	4	13	38	38	36	5	15	9	–	1	–	–	1	–
1521	3	–	–	–	–	–	–	–	–	3	–	–	–	–	–	–	–	–
1529	1	2	1	–	–	–	–	1	–	1	1	1	–	–	–	–	–	–
1531	4	5	5	1	–	–	1	1	3	2	4	2	–	–	–	–	–	–
1532	1	–	–	–	–	–	–	–	–	1	–	–	–	–	–	–	–	–
1533	–	–	1	–	–	–	–	–	1	–	–	–	–	–	–	–	–	–
1610	443	373	287	19	9	8	218	226	145	179	128	130	16	5	–	11	5	4
1621	102	84	97	2	2	2	47	46	48	48	34	47	5	1	–	–	1	–
1622	17	22	10	1	–	–	6	13	5	3	8	5	6	1	–	1	–	–
1623	2	3	1	–	–	–	2	1	1	–	2	–	–	–	–	–	–	–
1629	26	19	16	–	–	–	17	12	8	7	7	8	2	–	–	–	–	–
1710	24	44	35	2	13	7	21	29	27	–	2	1	1	–	–	–	–	–
1721	40	105	55	–	1	–	30	90	45	10	14	10	–	–	–	–	–	–
1722	–	–	1	–	–	–	–	–	1	–	–	–	–	–	–	–	–	–
1731	–	1	–	–	–	–	–	–	–	–	1	–	–	–	–	–	–	–
1732	1	1	1	–	–	–	–	–	–	1	1	1	–	–	–	–	–	–
1733	22	28	22	7	10	5	13	12	8	2	6	8	–	–	–	–	–	1
1741	55	25	15	1	–	–	40	20	11	14	5	4	–	–	–	–	–	–
1742	2	–	1	–	–	–	1	–	1	1	–	–	–	–	–	–	–	–
1749	7	2	9	1	1	1	5	1	7	1	–	1	–	–	–	–	–	–
1811	2	4	–	–	–	–	1	3	–	–	1	–	1	–	–	–	–	–
1812	7	3	–	–	–	–	–	1	–	7	2	–	–	–	–	–	–	–
1813	18	15	3	–	–	–	8	10	3	8	5	–	2	–	–	–	–	–
1821	2	2	5	–	1	1	1	1	3	1	–	1	–	–	–	–	–	–
1822	2	1	–	–	–	–	2	1	–	–	–	–	–	–	–	–	–	–
1830	31	18	15	–	2	2	28	13	11	3	3	1	–	–	1	–	–	–
1921	40	68	46	9	19	8	27	48	36	3	1	2	–	–	–	1	–	–
1922	3	2	1	–	–	–	3	1	–	–	1	1	–	–	–	–	–	–
1931	40	38	43	15	14	22	11	10	12	14	14	9	–	–	–	–	–	–
1932	11	18	3	1	1	–	7	14	3	1	3	–	1	–	–	1	–	–
2012	1	–	–	1	–	–	–	–	–	–	–	–	–	–	–	–	–	–
2013	20	6	8	6	2	3	9	4	5	5	–	–	–	–	–	–	–	–
2014	11	1	–	3	–	–	8	1	–	–	–	–	–	–	–	–	–	–
2021	5	1	1	–	–	–	–	–	–	5	1	1	–	–	–	–	–	–
2022	2	–	–	–	–	–	–	–	–	2	–	–	–	–	–	–	–	–
2029	2	–	–	–	–	–	–	–	–	2	–	–	–	–	–	–	–	–
2031	10	7	8	1	1	2	7	5	6	2	1	–	–	–	–	–	–	–
2040	2	1	–	–	–	–	–	–	–	2	1	–	–	–	–	–	–	–
2061	8	5	5	1	–	–	3	4	3	4	–	2	–	1	–	–	–	–
2062	10	10	2	–	–	–	7	7	2	3	3	–	–	–	–	–	–	–
2063	13	20	13	–	1	2	9	14	6	3	5	5	–	–	–	1	–	–
2071	16	15	13	–	–	–	15	13	12	1	2	–	–	–	–	–	–	1
2091	2	2	–	–	–	–	–	1	–	2	1	–	–	–	–	–	–	–
2092	5	7	6	3	3	4	–	4	–	2	–	2	–	–	–	–	–	–
2093	3	1	–	–	–	–	3	1	–	–	–	–	–	–	–	–	–	–
2099	18	10	8	3	3	–	13	4	7	2	3	1	–	–	–	–	–	–
2110	1	1	–	–	–	–	–	–	–	–	1	–	1	–	–	–	–	–
2121	7	16	18	–	4	5	3	10	10	3	2	2	1	–	–	–	–	1
2122	2	–	1	–	–	–	2	–	1	–	–	–	–	–	–	–	–	–
2211	14	15	18	1	–	–	10	12	16	2	2	2	–	–	–	1	1	–
2212	16	20	17	–	2	–	11	14	12	5	4	3	–	–	1	–	–	1
2219	112	28	8	–	–	–	1	4	2	109	24	6	2	–	–	–	–	–
2221	9	12	6	–	–	–	7	10	4	2	2	2	–	–	–	–	–	–
2222	147	129	108	10	13	15	106	94	58	29	21	35	2	–	–	–	1	–
2223	11	12	8	1	–	–	9	10	6	1	2	2	–	–	–	–	–	–
2229	222	308	200	17	15	14	172	240	142	31	53	43	2	–	–	–	–	1
2311	43	18	37	–	–	–	36	12	28	7	6	9	–	–	–	–	–	–
2319	7	3	2	–	–	–	5	3	2	2	–	–	–	–	–	–	–	–
2320	111	117	86	15	23	6	79	84	76	15	10	4	2	–	–	–	–	–
2330	127	117	90	14	17	11	60	71	54	45	29	23	4	–	1	4	–	1
2341	5	4	2	–	–	–	3	2	2	1	2	–	1	–	–	–	–	–
2342	138	124	89	1	4	2	63	78	42	63	38	45	10	–	–	1	4	–
2349	3	7	2	–	–	–	–	2	–	3	5	2	–	–	–	–	–	–
2391	15	10	20	–	–	–	6	5	12	9	5	7	–	–	–	–	–	1
2399	3	3	1	–	–	–	1	1	–	1	2	1	1	–	–	–	–	–
2411	28	8	–	3	–	–	15	7	–	8	1	–	2	–	–	–	–	–
2412	–	–	1	–	–	–	–	–	1	–	–	–	–	–	–	–	–	–
2422	7	–	2	–	–	1	–	–	1	7	–	–	–	–	–	–	–	–
2423	9	15	15	2	2	4	6	8	9	1	5	2	–	–	–	–	–	–
2424	–	1	4	–	–	3	–	1	1	–	–	–	–	–	–	–	–	–
2441	97	106	90	78	89	73	13	10	12	3	7	5	3	–	–	–	–	–
2442	2	–	7	–	–	5	2	–	1	–	–	–	–	–	–	–	–	1
2449	31	26	27	3	2	4	28	18	16	–	6	7	–	–	–	–	–	–
2452	25	30	19	–	–	2	15	26	16	9	3	1	–	–	–	1	1	–

Capítulo 29 - Brasil e Grandes Regiões

29.2 - Quantidade de acidentes do trabalho liquidados, por consequência, segundo a Classificação Nacional de Atividades Econômicas (CNAE), na Região Norte - 2014/2016

(continuação)

CNAE	QUANTIDADE DE ACIDENTES DO TRABALHO LIQUIDADOS																	
	Total			Consequência														
				Assistência Médica			Menos de 15 dias			Mais de 15 dias			Incapacidade Permanente			Óbito		
	2014	2015	2016	2014	2015	2016	2014	2015	2016	2014	2015	2016	2014	2015	2016	2014	2015	2016
2511	123	86	80	2	7	2	91	59	46	29	19	30	1	–	–	–	1	2
2512	15	9	8	–	2	–	6	4	5	8	3	3	1	–	–	–	–	–
2513	9	3	1	7	2	–	1	1	1	1	–	–	–	–	–	–	–	–
2521	9	2	2	–	–	–	5	1	–	4	1	2	–	–	–	–	–	–
2522	3	–	–	1	–	–	–	–	–	2	–	–	–	–	–	–	–	–
2531	–	1	–	–	1	–	–	–	–	–	–	–	–	–	–	–	–	–
2532	119	105	41	5	6	4	101	90	31	13	9	6	–	–	–	–	–	–
2539	14	13	13	11	1	–	1	2	3	2	10	10	–	–	–	–	–	–
2541	17	28	30	–	1	–	14	10	8	2	17	22	1	–	–	–	–	–
2542	1	7	3	–	–	–	–	7	3	1	–	–	–	–	–	–	–	–
2543	–	1	1	–	–	–	–	1	1	–	–	–	–	–	–	–	–	–
2550	–	–	1	–	–	–	–	–	1	–	–	–	–	–	–	–	–	–
2591	6	15	13	4	7	8	1	3	4	1	5	1	–	–	–	–	–	–
2592	5	7	2	1	2	1	1	3	–	2	2	1	1	–	–	–	–	–
2593	4	4	4	–	–	–	2	2	3	1	2	1	1	–	–	–	–	–
2599	26	34	8	1	10	–	24	19	7	–	5	1	1	–	–	–	–	–
2610	170	163	95	26	12	7	131	91	38	12	58	49	1	2	1	–	–	–
2621	55	57	45	5	–	2	45	28	23	5	29	20	–	–	–	–	–	–
2622	130	159	139	25	11	5	98	76	83	6	72	51	1	–	–	–	–	–
2631	3	4	4	–	–	–	2	3	1	1	1	3	–	–	–	–	–	–
2632	74	32	9	33	10	–	38	21	7	1	1	2	2	–	–	–	–	–
2640	662	591	321	89	117	89	547	410	183	25	64	47	1	–	2	–	–	–
2651	–	1	2	–	–	–	–	1	1	–	–	1	–	–	–	–	–	–
2652	5	7	2	–	–	–	4	7	2	–	–	–	1	–	–	–	–	–
2660	–	–	1	–	–	–	–	–	–	–	–	1	–	–	–	–	–	–
2670	8	14	9	–	–	–	7	9	6	1	5	3	–	–	–	–	–	–
2710	30	35	23	–	3	1	23	23	16	7	9	6	–	–	–	–	–	–
2721	6	19	18	–	5	1	6	3	7	–	11	10	–	–	–	–	–	–
2722	1	1	3	–	–	2	–	–	1	1	1	–	–	–	–	–	–	–
2731	6	13	8	3	1	1	2	6	4	–	6	3	1	–	–	–	–	–
2732	8	15	11	5	–	1	2	7	2	1	8	8	–	–	–	–	–	–
2733	33	28	23	2	1	2	23	15	11	8	12	10	–	–	–	–	–	–
2751	2	–	–	–	–	–	1	–	–	1	–	–	–	–	–	–	–	–
2759	7	20	14	–	2	2	4	15	8	2	3	4	1	–	–	–	–	–
2790	40	47	25	11	4	2	27	22	12	2	21	10	–	–	–	–	–	1
2811	20	4	8	1	–	3	14	2	2	5	2	3	–	–	–	–	–	–
2812	3	2	5	–	–	–	1	1	4	2	1	1	–	–	–	–	–	–
2813	1	1	–	–	–	–	1	–	–	–	1	–	–	–	–	–	–	–
2814	1	1	2	–	–	–	1	1	2	–	–	–	–	–	–	–	–	–
2815	9	9	6	4	–	2	5	9	4	–	–	–	–	–	–	–	–	–
2821	1	1	–	–	1	–	1	–	–	–	–	–	–	–	–	–	–	–
2822	22	19	12	16	7	4	5	11	6	1	1	2	–	–	–	–	–	–
2823	12	10	5	–	–	–	9	8	4	3	2	1	–	–	–	–	–	–
2824	107	141	52	27	24	5	72	60	23	7	56	23	–	–	–	1	1	1
2825	1	2	–	–	1	–	1	1	–	–	–	–	–	–	–	–	–	–
2829	19	20	12	5	1	3	13	13	6	1	5	3	–	–	–	–	1	–
2831	2	9	3	–	5	–	1	4	2	1	–	1	–	–	–	–	–	–
2833	1	3	1	–	–	–	–	2	–	1	1	1	–	–	–	–	–	–
2840	1	–	–	1	–	–	–	–	–	–	–	–	–	–	–	–	–	–
2852	1	1	4	–	–	1	–	1	2	1	–	1	–	–	–	–	–	–
2853	5	1	1	4	–	–	1	–	–	–	1	1	–	–	–	–	–	–
2854	–	2	1	–	1	1	–	1	–	–	–	–	–	–	–	–	–	–
2862	–	1	2	–	–	–	–	–	–	–	1	2	–	–	–	–	–	–
2864	1	–	–	–	–	–	–	–	–	1	–	–	–	–	–	–	–	–
2869	6	1	–	1	–	–	4	1	–	–	–	–	1	–	–	–	–	–
2910	3	2	–	–	–	–	3	1	–	–	1	–	–	–	–	–	–	–
2930	32	14	18	–	1	–	17	11	14	14	2	4	1	–	–	–	–	–
2941	4	3	2	–	–	–	4	2	1	–	1	1	–	–	–	–	–	–
2942	15	17	14	3	–	–	9	10	2	3	7	12	–	–	–	–	–	–
2943	20	11	12	2	1	–	15	9	8	3	1	4	–	–	–	–	–	–
2945	12	20	9	4	–	1	6	12	4	2	8	4	–	–	–	–	–	–
2949	20	8	7	–	–	–	16	4	7	4	4	–	–	–	–	–	–	–
2950	7	3	3	1	–	–	3	2	3	3	1	–	–	–	–	–	–	–
3011	146	146	141	2	1	2	104	124	118	38	20	20	2	–	–	–	1	1
3012	1	–	–	–	–	–	1	–	–	–	–	–	–	–	–	–	–	–
3091	480	455	231	188	238	94	260	188	115	29	29	22	3	–	–	–	–	–
3092	29	15	14	–	2	–	24	12	12	5	1	2	–	–	–	–	–	–
3099	36	49	21	12	31	13	22	17	7	2	1	1	–	–	–	–	–	–
3101	61	45	47	3	1	2	31	23	30	23	20	14	4	–	1	–	1	–
3102	3	–	1	–	–	–	1	–	–	1	–	1	1	–	–	–	–	–
3103	2	–	–	–	–	–	1	–	–	1	–	–	–	–	–	–	–	–
3104	28	25	22	1	1	–	18	15	16	8	9	6	1	–	–	–	–	–
3211	3	2	1	–	–	–	3	1	1	–	1	–	–	–	–	–	–	–
3230	251	94	47	–	–	–	17	15	7	234	79	40	–	–	–	–	–	–
3240	3	11	7	–	–	–	2	1	1	1	10	6	–	–	–	–	–	–
3250	13	22	14	2	2	1	11	16	13	–	4	–	–	–	–	–	–	–
3291	9	–	–	–	–	–	–	–	–	9	–	–	–	–	–	–	–	–
3292	2	–	–	–	–	–	2	–	–	–	–	–	–	–	–	–	–	–
3299	9	2	7	1	1	1	6	–	4	2	1	2	–	–	–	–	–	–
3311	4	2	3	2	1	1	2	1	1	–	–	1	–	–	–	–	–	–
3312	12	4	–	1	–	–	8	1	–	3	3	–	–	–	–	–	–	–

Capítulo 29 - Brasil e Grandes Regiões

29.2 - Quantidade de acidentes do trabalho liquidados, por consequência, segundo a Classificação Nacional de Atividades Econômicas (CNAE), na Região Norte - 2014/2016

(continuação)

CNAE	QUANTIDADE DE ACIDENTES DO TRABALHO LIQUIDADOS																	
	Total			Consequência														
				Assistência Médica			Menos de 15 dias			Mais de 15 dias			Incapacidade Permanente			Óbito		
	2014	2015	2016	2014	2015	2016	2014	2015	2016	2014	2015	2016	2014	2015	2016	2014	2015	2016
3313	7	8	5	2	–	1	5	8	2	–	–	2	–	–	–	–	–	–
3314	34	43	37	9	12	10	17	25	17	6	5	9	2	–	–	–	1	1
3316	1	–	–	–	–	–	–	–	–	–	–	–	1	–	–	–	–	–
3317	4	2	4	–	–	–	4	2	3	–	–	1	–	–	–	–	–	–
3319	1	1	1	–	–	1	1	1	–	–	–	–	–	–	–	–	–	–
3321	21	39	16	5	14	12	16	20	3	–	4	1	–	–	–	–	1	–
3329	2	–	3	–	–	–	1	–	2	1	–	1	–	–	–	–	–	–
3511	146	180	156	26	54	57	92	94	74	27	29	25	1	1	–	–	2	–
3512	12	18	21	2	3	6	8	10	13	1	4	2	–	–	–	1	1	–
3514	93	135	110	8	29	43	67	99	57	15	5	10	2	1	–	1	1	–
3520	–	2	1	–	–	1	–	2	–	–	–	–	–	–	–	–	–	–
3530	1	1	–	–	–	–	–	1	–	1	–	–	–	–	–	–	–	–
3600	84	94	101	12	5	9	61	78	85	10	10	7	1	–	–	–	1	–
3702	6	7	8	1	–	–	–	1	3	5	6	5	–	–	–	–	–	–
3811	82	183	177	3	8	11	45	123	127	30	49	39	3	–	–	1	3	–
3812	21	13	21	11	9	13	8	4	6	2	–	2	–	–	–	–	–	–
3821	4	3	1	1	–	–	2	1	–	1	2	1	–	–	–	–	–	–
3822	14	10	13	5	1	1	6	9	6	1	–	6	2	–	–	–	–	–
3831	33	17	13	–	1	–	30	13	9	3	3	4	–	–	–	–	–	–
3832	1	2	6	–	–	–	1	2	2	–	–	4	–	–	–	–	–	–
3839	45	31	19	–	–	–	38	24	15	7	7	4	–	–	–	–	–	–
3900	1	1	–	–	–	–	1	1	–	–	–	–	–	–	–	–	–	–
4110	201	198	146	5	6	4	152	164	116	39	28	24	4	–	1	1	–	1
4120	1.268	972	710	102	59	70	821	686	441	292	218	191	42	2	3	11	7	5
4211	391	377	145	145	190	41	179	120	62	55	60	39	3	–	1	9	7	2
4212	176	140	61	110	84	35	50	43	21	13	11	4	2	2	1	1	–	–
4213	32	26	36	2	1	3	23	19	30	6	6	3	–	–	–	1	–	–
4221	1.882	1.045	658	1.252	571	232	427	329	311	190	133	107	9	2	2	4	10	6
4222	9	12	6	1	1	–	5	8	6	3	3	–	–	–	–	–	–	–
4223	4	3	1	2	2	–	2	1	1	–	–	–	–	–	–	–	–	–
4291	3	–	2	–	–	–	2	–	1	1	–	1	–	–	–	–	–	–
4292	403	255	221	321	148	127	57	77	41	21	28	53	–	–	–	4	2	–
4299	149	54	24	23	10	2	82	32	12	32	12	10	8	–	–	4	–	–
4311	–	–	1	–	–	–	–	–	1	–	–	–	–	–	–	–	–	–
4312	7	4	8	2	3	1	2	–	4	2	1	3	–	–	–	1	–	–
4313	145	132	122	17	22	12	103	77	74	19	31	34	3	–	–	3	2	2
4319	2	1	–	1	1	–	–	–	–	–	–	–	1	–	–	–	–	–
4321	277	193	168	23	14	25	182	134	100	56	44	38	6	–	–	10	1	5
4322	30	49	31	6	1	–	21	42	23	1	6	8	2	–	–	–	–	–
4329	52	36	32	34	8	11	13	12	11	4	16	10	1	–	–	–	–	–
4330	29	29	21	–	1	–	20	22	12	9	6	9	–	–	–	–	–	–
4391	66	39	14	14	14	2	40	22	9	8	3	3	4	–	–	–	–	–
4399	128	90	60	13	7	4	73	57	37	39	24	17	1	–	1	2	2	1
4511	101	103	102	7	1	6	67	82	80	25	20	16	2	–	–	–	–	–
4512	5	5	11	–	–	–	1	1	4	4	4	7	–	–	–	–	–	–
4520	65	48	43	1	–	2	43	34	22	18	11	19	2	–	–	1	3	–
4530	174	143	165	2	3	1	94	106	120	71	34	43	4	–	–	3	–	1
4541	65	72	66	–	4	5	27	40	39	36	28	22	2	–	–	–	–	–
4542	2	1	–	–	–	–	–	–	–	2	1	–	–	–	–	–	–	–
4543	7	7	7	–	1	–	2	3	–	5	3	7	–	–	–	–	–	–
4611	–	1	–	–	–	–	–	1	–	–	–	–	–	–	–	–	–	–
4613	1	3	–	–	–	–	–	2	–	1	–	–	–	–	–	–	1	–
4614	4	3	–	–	–	–	3	3	–	1	–	–	–	–	–	–	–	–
4615	1	1	1	–	–	–	–	1	1	–	–	–	1	–	–	–	–	–
4616	–	1	1	–	–	–	–	1	1	–	–	–	–	–	–	–	–	–
4617	4	–	–	–	–	–	2	–	–	2	–	–	–	–	–	–	–	–
4619	6	7	10	–	–	2	3	5	7	3	2	1	–	–	–	–	–	–
4621	4	–	–	–	–	–	–	–	–	2	–	–	2	–	–	–	–	–
4622	4	4	4	–	–	–	2	3	2	1	1	2	1	–	–	–	–	–
4623	21	16	17	–	–	–	11	12	12	10	4	3	–	–	–	–	–	2
4631	11	6	8	1	–	–	9	4	6	1	2	1	–	–	–	–	–	1
4632	12	17	14	–	1	–	6	12	7	6	4	7	–	–	–	–	–	–
4633	23	11	13	2	1	1	14	6	11	6	2	1	–	–	–	1	2	–
4634	43	36	39	–	–	1	30	28	29	11	8	9	1	–	–	1	–	–
4635	156	180	177	19	13	15	105	136	121	30	30	38	2	–	1	–	1	2
4636	4	1	–	1	–	–	1	1	–	2	–	–	–	–	–	–	–	–
4637	30	25	37	–	1	–	14	11	19	15	12	18	1	–	–	–	1	–
4639	120	84	110	1	–	2	81	63	79	36	19	29	2	–	–	–	2	–
4641	4	2	7	–	–	–	3	1	4	1	1	3	–	–	–	–	–	–
4642	2	2	4	–	–	1	2	1	1	–	1	2	–	–	–	–	–	–
4643	1	–	1	–	–	–	–	–	1	1	–	–	–	–	–	–	–	–
4644	74	59	57	3	1	1	53	48	41	17	9	14	1	–	–	–	1	1
4645	6	6	7	3	1	1	3	3	5	–	2	1	–	–	–	–	–	–
4646	17	23	20	–	3	1	9	18	15	8	2	4	–	–	–	–	–	–
4647	3	3	1	–	–	–	3	3	1	–	–	–	–	–	–	–	–	–
4649	24	21	30	1	–	1	13	15	17	10	6	12	–	–	–	–	–	–
4651	2	–	4	–	–	1	1	–	1	1	–	2	–	–	–	–	–	–
4652	–	1	3	–	–	–	–	1	2	–	–	1	–	–	–	–	–	–
4661	12	17	17	1	2	2	3	15	12	8	–	2	–	–	1	–	–	–
4662	28	36	25	13	13	12	12	19	10	3	4	3	–	–	–	–	–	–
4663	9	4	3	–	–	–	7	4	3	2	–	–	–	–	–	–	–	–

Capítulo 29 - Brasil e Grandes Regiões

29.2 - Quantidade de acidentes do trabalho liquidados, por consequência, segundo a Classificação Nacional de Atividades Econômicas (CNAE), na Região Norte - 2014/2016

(continuação)

CNAE	QUANTIDADE DE ACIDENTES DO TRABALHO LIQUIDADOS																	
	Total			Consequência														
				Assistência Médica			Menos de 15 dias			Mais de 15 dias			Incapacidade Permanente			Óbito		
	2014	2015	2016	2014	2015	2016	2014	2015	2016	2014	2015	2016	2014	2015	2016	2014	2015	2016
4664	6	3	4	–	–	–	4	2	2	2	–	2	–	–	–	–	1	–
4665	4	2	3	–	–	–	4	2	1	–	–	1	–	–	–	–	–	1
4669	14	7	5	1	–	–	10	4	4	3	3	1	–	–	–	–	–	–
4671	32	29	11	–	–	–	11	16	7	18	13	4	1	–	–	2	–	–
4672	9	13	11	–	–	3	5	11	7	4	2	1	–	–	–	–	–	–
4673	8	8	3	–	–	–	4	7	3	3	1	–	1	–	–	–	–	–
4674	13	10	7	–	–	1	11	6	3	2	4	3	–	–	–	–	–	–
4679	40	41	24	3	7	1	21	28	18	13	5	4	2	1	1	1	–	–
4681	12	14	5	2	2	–	9	9	3	1	3	2	–	–	–	–	–	–
4682	107	77	112	6	7	6	88	61	83	13	9	23	–	–	–	–	–	–
4683	1	8	6	–	–	–	–	4	3	1	3	3	–	–	–	–	1	–
4684	8	2	2	1	–	–	6	2	1	1	–	–	–	–	–	–	–	1
4685	2	1	–	1	–	–	1	1	–	–	–	–	–	–	–	–	–	–
4686	2	2	3	–	–	–	1	2	3	1	–	–	–	–	–	–	–	–
4687	6	8	9	–	–	–	4	4	6	2	4	3	–	–	–	–	–	–
4689	10	12	12	–	–	–	8	10	11	2	1	1	–	–	–	–	1	–
4691	24	35	28	2	–	1	16	27	14	6	8	11	–	–	–	–	–	2
4692	1	1	–	–	–	–	–	–	–	1	1	–	–	–	–	–	–	–
4693	29	52	63	–	–	1	25	32	44	3	20	18	1	–	–	–	–	–
4711	759	925	865	20	11	15	582	719	654	148	190	190	4	–	2	5	5	4
4712	71	86	69	–	1	–	41	65	48	27	19	21	3	–	–	–	1	–
4713	65	64	76	1	2	5	53	52	59	10	9	12	–	–	–	1	1	–
4721	30	29	31	1	1	–	15	17	20	13	11	11	1	–	–	–	–	–
4722	28	27	33	1	–	–	15	21	22	11	6	11	1	–	–	–	–	–
4723	31	32	32	2	2	1	20	18	19	8	12	12	1	–	–	–	–	–
4724	3	5	4	–	1	–	1	3	3	2	1	1	–	–	–	–	–	–
4729	38	37	35	–	2	2	23	22	20	14	12	13	1	–	–	–	1	–
4731	102	90	61	3	2	2	47	58	38	44	28	20	4	–	–	4	2	1
4732	6	–	3	–	–	–	5	–	3	1	–	–	–	–	–	–	–	–
4741	7	13	16	1	2	–	4	6	10	2	5	5	–	–	–	–	–	1
4742	14	17	7	1	1	–	10	10	6	3	6	1	–	–	–	–	–	–
4743	13	12	21	–	–	1	6	5	11	7	7	9	–	–	–	–	–	–
4744	273	223	257	15	12	8	150	142	166	95	66	79	10	–	–	3	3	4
4751	26	26	16	–	2	–	16	17	11	9	7	5	–	–	–	1	–	–
4752	11	17	11	1	–	1	6	13	8	4	4	2	–	–	–	–	–	–
4753	62	63	49	3	–	–	35	50	37	19	13	11	3	–	–	2	–	1
4754	152	164	116	1	1	3	104	119	87	45	44	26	1	–	–	1	–	–
4755	33	18	18	–	–	–	22	10	10	8	8	7	2	–	–	1	–	1
4756	1	–	–	–	–	–	–	–	–	1	–	–	–	–	–	–	–	–
4757	5	6	8	–	–	–	1	5	7	4	1	1	–	–	–	–	–	–
4759	10	12	7	–	–	1	7	11	2	2	1	4	1	–	–	–	–	–
4761	11	15	16	1	1	1	5	6	13	4	8	2	1	–	–	–	–	–
4762	–	–	1	–	–	–	–	–	1	–	–	–	–	–	–	–	–	–
4763	10	5	10	2	–	–	5	5	7	3	–	3	–	–	–	–	–	–
4771	105	82	108	5	2	2	64	56	71	31	23	33	5	–	1	–	1	1
4772	12	13	21	–	–	–	9	10	14	3	3	7	–	–	–	–	–	–
4773	–	1	3	–	–	1	–	–	2	–	1	–	–	–	–	–	–	–
4774	13	9	3	–	–	–	7	5	2	3	4	1	3	–	–	–	–	–
4781	91	92	99	13	2	8	45	59	66	30	30	25	3	–	–	–	1	–
4782	15	13	10	–	1	–	6	9	5	9	3	5	–	–	–	–	–	–
4783	6	–	5	1	–	1	3	–	2	2	–	2	–	–	–	–	–	–
4784	42	25	27	1	–	–	17	15	13	22	10	14	1	–	–	1	–	–
4785	1	–	–	–	–	–	1	–	–	–	–	–	–	–	–	–	–	–
4789	62	50	46	5	2	2	34	33	31	19	14	13	3	1	–	1	–	–
4911	8	6	10	7	4	2	1	2	7	–	–	–	–	–	–	–	–	1
4921	360	482	519	7	7	21	256	332	327	73	136	166	20	4	3	4	3	2
4922	72	38	33	5	1	–	42	28	18	21	8	14	4	–	1	–	1	–
4923	9	3	3	3	–	2	4	3	–	1	–	1	1	–	–	–	–	–
4924	4	1	5	–	–	–	2	1	4	1	–	1	–	–	–	1	–	–
4929	30	33	29	2	–	1	21	22	18	7	9	9	–	1	1	–	1	–
4930	666	583	471	85	74	43	405	391	292	152	102	128	13	2	1	11	14	7
4940	5	5	2	3	3	2	2	2	–	–	–	–	–	–	–	–	–	–
5011	–	4	6	–	1	–	–	1	5	–	2	1	–	–	–	–	–	–
5012	2	–	–	–	–	–	2	–	–	–	–	–	–	–	–	–	–	–
5021	185	202	191	19	10	16	123	154	130	40	33	44	2	1	–	1	4	1
5022	6	6	9	–	–	–	2	5	2	3	1	7	–	–	–	1	–	–
5030	6	9	6	2	1	1	2	2	2	2	6	3	–	–	–	–	–	–
5091	10	7	4	–	1	–	5	2	4	3	4	–	1	–	–	1	–	–
5099	–	–	2	–	–	–	–	–	2	–	–	–	–	–	–	–	–	–
5111	67	30	23	2	2	2	34	19	19	31	9	2	–	–	–	–	–	–
5112	7	5	6	1	1	1	2	2	3	4	1	1	–	–	–	–	1	1
5120	2	6	5	–	–	–	1	5	1	1	–	4	–	–	–	–	1	–
5211	72	62	46	–	2	3	55	45	30	16	15	12	1	–	1	–	–	–
5212	27	22	16	1	–	1	4	5	3	21	16	12	1	1	–	–	–	–
5221	1	1	–	–	–	–	–	–	–	1	1	–	–	–	–	–	–	–
5222	1	–	–	–	–	–	–	–	–	1	–	–	–	–	–	–	–	–
5223	–	4	5	–	–	1	–	3	4	–	1	–	–	–	–	–	–	–
5229	7	3	8	–	–	–	1	1	2	4	2	5	1	–	–	1	–	1
5231	40	67	88	7	32	36	24	28	37	8	7	14	–	–	–	1	–	1
5232	2	3	–	–	–	–	–	–	–	2	3	–	–	–	–	–	–	–
5239	4	–	2	–	–	–	1	–	–	3	–	2	–	–	–	–	–	–

Capítulo 29 - Brasil e Grandes Regiões

29.2 - Quantidade de acidentes do trabalho liquidados, por consequência, segundo a Classificação Nacional de Atividades Econômicas (CNAE), na Região Norte - 2014/2016

(continuação)

CNAE	QUANTIDADE DE ACIDENTES DO TRABALHO LIQUIDADOS																	
	Total			Consequência														
				Assistência Médica			Menos de 15 dias			Mais de 15 dias			Incapacidade Permanente			Óbito		
	2014	2015	2016	2014	2015	2016	2014	2015	2016	2014	2015	2016	2014	2015	2016	2014	2015	2016
5240	48	48	40	6	5	3	37	35	30	5	8	6	–	–	–	–	–	1
5250	38	48	38	1	7	–	22	36	30	15	5	8	–	–	–	–	–	–
5310	464	504	520	103	61	62	331	373	385	24	70	73	6	–	–	–	–	–
5320	13	15	17	–	–	1	8	8	12	5	6	4	–	–	–	–	1	–
5510	88	57	76	3	4	3	54	35	52	30	18	20	1	–	–	–	–	1
5590	3	3	1	–	–	–	2	2	–	1	1	1	–	–	–	–	–	–
5611	208	215	212	11	12	11	124	146	152	66	54	49	5	1	–	2	2	–
5612	1	–	–	–	–	–	1	–	–	–	–	–	–	–	–	–	–	–
5620	182	155	159	55	35	30	111	73	72	13	46	57	3	–	–	–	1	–
5811	1	–	1	–	–	–	–	–	1	1	–	–	–	–	–	–	–	–
5812	1	3	4	–	–	–	1	3	1	–	–	3	–	–	–	–	–	–
5821	2	–	–	–	–	–	1	–	–	1	–	–	–	–	–	–	–	–
5822	7	5	12	–	–	–	6	4	11	1	1	1	–	–	–	–	–	–
5823	–	1	–	–	–	–	–	1	–	–	–	–	–	–	–	–	–	–
5829	3	1	2	–	–	–	2	1	1	1	–	1	–	–	–	–	–	–
5911	1	1	2	1	–	1	–	–	1	–	1	–	–	–	–	–	–	–
5914	–	4	4	–	–	–	–	3	4	–	1	–	–	–	–	–	–	–
5920	–	2	1	–	–	–	–	1	–	–	1	1	–	–	–	–	–	–
6010	7	4	7	–	–	–	4	2	6	3	2	1	–	–	–	–	–	–
6021	9	26	14	–	1	–	6	15	12	3	10	2	–	–	–	–	–	–
6022	–	1	–	–	–	–	–	–	–	–	1	–	–	–	–	–	–	–
6110	10	12	18	–	–	–	6	9	15	3	3	3	1	–	–	–	–	–
6120	14	10	6	–	–	–	10	10	3	4	–	2	–	–	–	–	–	1
6130	1	–	1	–	–	1	1	–	–	–	–	–	–	–	–	–	–	–
6141	12	1	–	1	–	–	9	1	–	2	–	–	–	–	–	–	–	–
6190	12	21	22	1	2	1	6	15	16	5	4	5	–	–	–	–	–	–
6201	61	25	14	–	–	–	–	–	2	61	25	12	–	–	–	–	–	–
6202	–	1	–	–	–	–	–	–	–	–	1	–	–	–	–	–	–	–
6203	2	1	3	1	–	–	1	1	2	–	–	1	–	–	–	–	–	–
6204	3	8	4	–	2	–	2	5	3	1	1	1	–	–	–	–	–	–
6209	11	9	15	2	1	–	7	6	12	2	2	3	–	–	–	–	–	–
6311	16	17	16	–	1	1	6	3	9	10	13	6	–	–	–	–	–	–
6319	1	–	1	–	–	–	–	–	1	1	–	–	–	–	–	–	–	–
6399	1	1	–	–	–	–	1	1	–	–	–	–	–	–	–	–	–	–
6410	–	–	1	–	–	–	–	–	1	–	–	–	–	–	–	–	–	–
6421	46	65	45	5	7	6	32	49	35	8	9	4	1	–	–	–	–	–
6422	99	170	146	4	16	5	66	116	109	22	36	32	7	2	–	–	–	–
6423	11	13	15	–	1	3	11	9	7	–	3	5	–	–	–	–	–	–
6424	8	8	8	1	–	–	5	6	5	2	2	3	–	–	–	–	–	–
6435	1	1	–	–	–	–	–	–	–	1	1	–	–	–	–	–	–	–
6437	–	4	2	–	–	–	–	3	2	–	1	–	–	–	–	–	–	–
6462	9	6	5	–	2	1	8	–	2	1	4	2	–	–	–	–	–	–
6463	2	2	1	1	–	–	–	2	1	1	–	–	–	–	–	–	–	–
6491	2	6	1	–	–	–	2	5	1	–	1	–	–	–	–	–	–	–
6493	1	2	–	–	–	–	1	2	–	–	–	–	–	–	–	–	–	–
6511	1	–	–	–	–	–	1	–	–	–	–	–	–	–	–	–	–	–
6512	1	–	–	–	–	–	1	–	–	–	–	–	–	–	–	–	–	–
6550	29	40	34	15	16	17	13	20	14	1	4	3	–	–	–	–	–	–
6613	4	1	1	–	–	–	–	–	–	4	1	1	–	–	–	–	–	–
6619	4	4	2	–	–	–	3	4	2	1	–	–	–	–	–	–	–	–
6621	2	1	–	–	–	–	–	–	–	2	1	–	–	–	–	–	–	–
6622	1	2	2	–	–	–	–	1	2	1	1	–	–	–	–	–	–	–
6630	5	1	1	–	–	–	–	–	1	5	1	–	–	–	–	–	–	–
6810	38	38	46	3	1	2	24	33	40	10	3	4	1	–	–	–	1	–
6821	8	11	3	–	–	–	2	7	3	5	4	–	1	–	–	–	–	–
6822	28	22	27	2	–	2	22	15	15	4	7	9	–	–	–	–	–	1
6911	–	2	2	–	–	–	–	2	1	–	–	1	–	–	–	–	–	–
6912	4	5	2	–	–	–	3	4	1	1	1	1	–	–	–	–	–	–
6920	44	42	54	1	2	3	30	28	39	12	11	12	–	–	–	1	1	–
7010	–	–	1	–	–	–	–	–	–	–	–	1	–	–	–	–	–	–
7020	14	32	51	2	7	4	9	19	38	3	6	9	–	–	–	–	–	–
7111	4	5	7	3	1	2	1	1	5	–	3	–	–	–	–	–	–	–
7112	195	128	115	57	24	18	111	69	57	24	33	35	2	–	1	1	2	4
7119	28	21	12	7	5	4	13	8	6	8	8	1	–	–	–	–	–	1
7120	2	2	1	–	–	–	–	2	1	2	–	–	–	–	–	–	–	–
7210	41	46	37	9	8	6	10	36	29	22	2	1	–	–	–	–	–	1
7220	7	5	7	1	–	5	–	2	–	6	3	2	–	–	–	–	–	–
7311	2	–	1	–	–	–	2	–	1	–	–	–	–	–	–	–	–	–
7312	2	–	1	1	–	–	1	–	–	–	–	1	–	–	–	–	–	–
7319	6	8	7	–	–	–	6	6	4	–	2	3	–	–	–	–	–	–
7320	2	–	1	–	–	–	–	–	1	2	–	–	–	–	–	–	–	–
7410	1	–	2	–	–	–	–	–	1	1	–	1	–	–	–	–	–	–
7420	6	5	1	–	–	–	–	3	1	6	2	–	–	–	–	–	–	–
7490	26	53	36	3	14	6	18	28	24	5	9	5	–	–	–	–	2	1
7500	–	3	1	–	–	–	–	3	–	–	–	1	–	–	–	–	–	–
7711	16	26	24	1	5	5	11	12	12	4	8	6	–	1	–	–	–	1
7719	1	4	1	1	1	–	–	2	–	–	1	1	–	–	–	–	–	–
7721	–	1	1	–	–	–	–	–	1	–	1	–	–	–	–	–	–	–
7722	2	–	–	–	–	–	–	–	–	2	–	–	–	–	–	–	–	–
7729	–	1	1	–	1	–	–	–	1	–	–	–	–	–	–	–	–	–
7731	4	2	1	–	–	–	3	1	–	–	–	1	1	–	–	–	1	–

Capítulo 29 - Brasil e Grandes Regiões

29.2 - Quantidade de acidentes do trabalho liquidados, por consequência, segundo a Classificação Nacional de Atividades Econômicas (CNAE), na Região Norte - 2014/2016

(conclusão)

CNAE	QUANTIDADE DE ACIDENTES DO TRABALHO LIQUIDADOS																	
	Total			Consequência														
				Assistência Médica			Menos de 15 dias			Mais de 15 dias			Incapacidade Permanente			Óbito		
	2014	2015	2016	2014	2015	2016	2014	2015	2016	2014	2015	2016	2014	2015	2016	2014	2015	2016
7732	27	35	20	3	2	1	13	18	10	10	13	9	1	–	–	–	2	–
7733	1	2	3	–	–	–	–	2	2	1	–	–	–	–	1	–	–	–
7739	19	30	32	4	7	5	13	22	20	1	1	7	1	–	–	–	–	–
7740	1	–	–	1	–	–	–	–	–	–	–	–	–	–	–	–	–	–
7810	8	8	5	–	–	–	6	5	2	1	1	3	1	1	–	–	1	–
7820	58	79	65	14	18	7	34	38	35	9	22	23	–	1	–	1	–	–
7830	14	9	17	4	2	7	6	3	6	3	4	4	1	–	–	–	–	–
7911	7	8	5	–	–	–	2	6	4	5	2	1	–	–	–	–	–	–
7912	2	3	1	1	–	–	1	3	1	–	–	–	–	–	–	–	–	–
8011	199	181	150	5	5	1	124	97	71	60	73	75	7	1	–	3	5	3
8012	96	127	164	20	18	18	53	70	99	23	38	43	–	1	–	–	–	4
8020	16	31	22	–	2	2	5	22	14	10	7	6	–	–	–	1	–	–
8030	9	35	16	–	–	–	–	–	–	9	35	16	–	–	–	–	–	–
8111	16	16	17	1	1	–	14	10	12	1	5	5	–	–	–	–	–	–
8112	80	60	67	3	2	–	55	39	58	19	18	9	2	–	–	1	1	–
8121	225	226	248	52	48	43	116	103	119	47	72	85	9	2	–	1	1	1
8122	6	2	6	1	–	–	1	2	2	4	–	4	–	–	–	–	–	–
8129	8	31	71	5	6	21	1	16	41	1	9	8	1	–	–	–	–	1
8130	5	6	2	–	–	1	1	3	–	4	3	1	–	–	–	–	–	–
8211	27	32	43	6	2	2	18	25	28	3	5	13	–	–	–	–	–	–
8219	7	6	7	–	–	–	6	4	5	1	2	2	–	–	–	–	–	–
8220	23	18	23	2	1	1	13	15	11	8	1	11	–	–	–	–	1	–
8230	6	4	2	1	–	–	3	2	1	2	2	1	–	–	–	–	–	–
8291	13	7	8	–	–	–	5	3	3	8	4	5	–	–	–	–	–	–
8292	2	4	3	–	–	–	–	2	2	2	2	1	–	–	–	–	–	–
8299	100	84	59	4	6	3	75	70	38	20	8	18	–	–	–	1	–	–
8411	190	296	246	12	31	17	101	119	98	47	136	126	28	4	4	2	6	1
8412	2	11	16	–	–	–	2	5	6	–	6	10	–	–	–	–	–	–
8413	1	–	–	–	–	–	–	–	–	–	–	–	1	–	–	–	–	–
8422	20	12	12	2	–	4	15	12	8	3	–	–	–	–	–	–	–	–
8423	1	1	1	–	–	–	–	1	–	–	–	1	1	–	–	–	–	–
8424	17	60	43	–	–	1	10	50	35	7	10	7	–	–	–	–	–	–
8430	4	4	4	–	–	–	4	–	1	–	4	3	–	–	–	–	–	–
8511	114	112	84	–	–	2	5	6	7	108	106	75	1	–	–	–	–	–
8512	13	11	13	–	–	–	9	7	13	4	4	–	–	–	–	–	–	–
8513	46	44	36	2	1	3	16	27	26	27	15	7	1	–	–	–	1	–
8520	31	38	41	5	2	5	23	29	30	3	7	6	–	–	–	–	–	–
8531	49	50	74	1	3	5	35	27	38	13	20	30	–	–	1	–	–	–
8532	40	53	71	2	2	10	32	39	47	6	12	13	–	–	1	–	–	–
8533	2	1	–	–	–	–	1	1	–	–	–	–	–	–	–	1	–	–
8541	9	4	2	–	–	–	4	4	2	5	–	–	–	–	–	–	–	–
8542	2	–	1	–	–	–	1	–	1	1	–	–	–	–	–	–	–	–
8550	7	15	13	1	3	3	4	7	7	2	4	3	–	1	–	–	–	–
8591	–	–	1	–	–	–	–	–	–	–	–	1	–	–	–	–	–	–
8592	1	–	2	–	–	–	1	–	1	–	–	1	–	–	–	–	–	–
8593	4	–	3	–	–	–	3	–	1	1	–	2	–	–	–	–	–	–
8599	135	117	116	13	9	14	106	92	83	15	16	18	–	–	–	1	–	1
8610	1.019	1.233	1.285	521	592	630	435	523	484	58	116	171	3	–	–	2	2	–
8621	–	1	–	–	–	–	–	1	–	–	–	–	–	–	–	–	–	–
8630	42	32	22	15	7	1	14	17	16	12	7	5	1	–	–	–	1	–
8640	97	95	101	34	33	33	52	47	53	11	14	14	–	–	1	–	1	–
8650	10	18	15	3	4	2	6	11	11	1	3	2	–	–	–	–	–	–
8660	52	69	75	29	51	47	21	15	22	2	3	6	–	–	–	–	–	–
8690	14	17	31	2	4	5	7	6	15	4	7	11	1	–	–	–	–	–
8711	–	–	1	–	–	1	–	–	–	–	–	–	–	–	–	–	–	–
8712	–	1	1	–	–	–	–	–	1	–	1	–	–	–	–	–	–	–
8730	–	1	2	–	–	–	–	–	1	–	1	1	–	–	–	–	–	–
8800	35	43	47	3	3	5	27	36	36	5	4	6	–	–	–	–	–	–
9001	5	3	5	1	–	–	4	1	3	–	1	2	–	–	–	–	1	–
9003	–	1	2	–	–	–	–	1	1	–	–	1	–	–	–	–	–	–
9101	–	–	1	–	–	–	–	–	1	–	–	–	–	–	–	–	–	–
9102	1	–	–	–	–	–	–	–	–	1	–	–	–	–	–	–	–	–
9103	–	1	–	–	–	–	–	–	–	–	1	–	–	–	–	–	–	–
9312	2	4	8	–	–	–	1	1	6	1	3	2	–	–	–	–	–	–
9313	8	5	2	–	–	–	7	3	1	1	2	1	–	–	–	–	–	–
9319	2	–	5	–	–	–	2	–	5	–	–	–	–	–	–	–	–	–
9321	3	1	2	–	–	–	2	1	2	1	–	–	–	–	–	–	–	–
9329	17	35	35	–	5	3	13	24	26	4	5	6	–	–	–	–	1	–
9411	5	3	12	1	–	–	3	2	6	1	1	6	–	–	–	–	–	–
9412	26	34	19	11	5	3	8	10	6	5	19	10	2	–	–	–	–	–
9420	21	10	5	3	–	–	15	4	3	2	6	2	1	–	–	–	–	–
9430	100	71	107	30	14	18	56	34	37	12	23	52	2	–	–	–	–	–
9491	14	24	27	–	1	2	6	12	16	5	9	7	3	2	2	–	–	–
9492	8	8	5	–	–	–	–	–	–	8	8	5	–	–	–	–	–	–
9493	1	1	2	–	–	–	1	1	2	–	–	–	–	–	–	–	–	–
9499	5	9	28	1	1	18	4	6	10	–	1	–	–	1	–	–	–	–
9511	3	8	5	–	1	–	1	7	1	–	–	4	1	–	–	1	–	–
9512	13	4	5	1	–	–	6	4	4	5	–	1	–	–	–	1	–	–
9521	7	2	6	–	–	–	2	1	4	4	1	2	1	–	–	–	–	–
9529	3	4	11	–	–	1	2	3	6	1	1	4	–	–	–	–	–	–
9601	3	6	9	–	–	–	1	6	4	2	–	5	–	–	–	–	–	–
9602	2	5	4	–	–	–	–	3	2	2	2	2	–	–	–	–	–	–
9603	8	10	7	1	–	–	4	5	4	2	5	3	1	–	–	–	–	–
9609	5	2	5	–	–	–	5	2	4	–	–	1	–	–	–	–	–	–
9700	2	2	6	–	–	–	2	2	4	–	–	1	–	–	–	–	–	1
9900	–	–	1	–	–	–	–	–	1	–	–	–	–	–	–	–	–	–
Ignorado	7.098	4.948	4.875	11	7	7	195	195	154	6.685	4.161	4.166	204	583	543	3	2	5

Fonte: DATAPREV, CAT, SUB.

Nota: Os dados são preliminares, estando sujeitos a correções.

Capítulo 29 - Brasil e Grandes Regiões

29.3 - Quantidade de acidentes do trabalho liquidados, por consequência, segundo a Classificação Nacional de Atividades Econômicas (CNAE), na Região Nordeste -2014/2016

(continua)

CNAE	QUANTIDADE DE ACIDENTES DO TRABALHO LIQUIDADOS																	
	Total			Consequência														
				Assistência Médica			Menos de 15 dias			Mais de 15 dias			Incapacidade Permanente			Óbito		
	2014	2015	2016	2014	2015	2016	2014	2015	2016	2014	2015	2016	2014	2015	2016	2014	2015	2016
TOTAL	**90.777**	**77.415**	**71.672**	**10.315**	**9.585**	**8.840**	**35.652**	**37.218**	**33.118**	**41.597**	**28.015**	**27.017**	**2.800**	**2.245**	**2.382**	**413**	**352**	**315**
0111	241	88	42	–	–	–	28	39	25	210	45	9	1	2	8	2	2	–
0112	88	51	36	–	1	2	41	28	13	47	19	15	–	3	6	–	–	–
0113	333	206	145	9	3	4	238	170	107	67	33	32	14	–	2	5	–	–
0114	48	40	33	–	–	–	23	20	15	25	20	18	–	–	–	–	–	–
0115	127	133	79	1	4	2	100	101	61	19	24	15	2	–	–	5	4	1
0116	2	3	1	–	–	–	1	1	1	1	2	–	–	–	–	–	–	–
0119	65	131	165	–	1	2	47	85	111	17	42	51	1	–	–	–	3	1
0121	58	37	37	–	–	–	3	10	7	55	26	30	–	1	–	–	–	–
0122	5	5	4	–	–	–	2	2	3	3	2	1	–	1	–	–	–	–
0131	4	15	14	–	–	–	4	5	5	–	2	2	–	8	5	–	–	2
0132	197	153	234	1	–	9	165	127	179	27	19	40	4	5	6	–	2	–
0133	399	310	332	40	8	5	297	259	255	51	41	71	9	1	–	2	1	1
0134	43	31	39	4	–	–	23	20	27	14	11	12	1	–	–	1	–	–
0135	35	46	35	1	–	–	29	38	31	5	5	2	–	2	2	–	1	–
0139	50	26	16	16	–	2	12	18	8	21	8	6	1	–	–	–	–	–
0141	32	76	79	2	12	2	23	43	48	6	11	11	1	10	17	–	–	1
0142	5	4	4	–	–	1	2	4	2	3	–	1	–	–	–	–	–	–
0151	114	84	54	2	–	1	81	68	39	24	13	12	4	2	1	3	1	1
0152	2	3	2	–	–	–	2	2	1	–	–	–	–	1	1	–	–	–
0153	–	16	5	–	–	–	–	2	–	–	1	–	–	13	5	–	–	–
0154	2	2	5	–	–	–	1	1	3	1	–	1	–	1	1	–	–	–
0155	216	194	195	14	11	17	153	127	124	39	54	49	8	–	1	2	2	4
0159	8	3	3	–	–	–	6	3	–	1	–	3	1	–	–	–	–	–
0161	80	91	68	10	13	8	46	49	39	17	27	18	7	–	1	–	2	2
0162	22	21	19	–	–	1	14	18	11	3	2	2	4	1	4	1	–	1
0163	7	5	7	–	–	–	3	2	5	3	3	2	1	–	–	–	–	–
0210	254	246	120	12	34	11	214	193	92	23	18	15	5	–	1	–	1	1
0220	11	3	5	10	–	–	–	1	4	–	2	–	1	–	1	–	–	–
0230	149	147	84	63	74	29	60	58	44	21	13	10	2	1	–	3	1	1
0311	7	31	16	–	2	–	3	18	9	3	11	7	1	–	–	–	–	–
0312	2	1	–	–	1	–	1	–	–	1	–	–	–	–	–	–	–	–
0321	72	73	62	3	6	5	57	56	49	8	11	7	4	–	–	–	–	1
0322	24	29	22	4	3	–	17	22	15	1	4	4	1	–	–	1	–	3
0500	1	–	–	–	–	–	1	–	–	–	–	–	–	–	–	–	–	–
0600	278	190	137	193	136	89	76	51	45	8	2	3	1	–	–	–	1	–
0710	17	17	6	6	12	1	9	5	2	2	–	3	–	–	–	–	–	–
0721	–	–	1	–	–	–	–	–	–	–	–	–	–	–	1	–	–	–
0722	–	1	–	–	–	–	–	–	–	–	1	–	–	–	–	–	–	–
0724	167	76	64	109	38	26	18	10	13	37	28	24	3	–	–	–	–	1
0725	28	28	18	22	26	14	6	1	2	–	1	2	–	–	–	–	–	–
0729	102	99	59	52	54	33	33	33	16	17	12	10	–	–	–	–	–	–
0810	155	119	123	7	11	5	96	87	89	41	20	27	7	–	–	4	1	2
0891	17	11	9	5	2	3	8	7	5	4	2	1	–	–	–	–	–	–
0892	88	73	82	1	5	2	66	54	56	17	14	23	2	–	–	2	–	1
0893	6	8	12	4	3	4	1	4	6	1	1	2	–	–	–	–	–	–
0899	48	30	29	17	12	11	17	9	15	12	9	3	2	–	–	–	–	–
0910	140	106	64	85	62	27	33	29	18	14	14	19	7	1	–	1	–	–
0990	3	4	3	1	2	3	1	2	–	1	–	–	–	–	–	–	–	–
1011	87	98	88	1	12	17	56	71	57	27	15	13	3	–	–	–	–	1
1012	184	160	135	11	13	10	57	74	67	110	72	57	4	–	–	2	1	1
1013	120	87	123	25	25	67	76	55	42	18	7	14	1	–	–	–	–	–
1020	23	29	53	–	–	2	16	23	40	6	6	9	1	–	2	–	–	–
1031	59	67	66	1	6	8	36	41	40	18	16	18	3	–	–	1	4	–
1032	4	–	3	1	–	1	1	–	2	2	–	–	–	–	–	–	–	–
1033	61	41	75	3	1	1	46	33	62	10	7	11	1	–	–	1	–	1
1041	34	28	40	13	4	11	11	20	18	7	4	11	1	–	–	2	–	–
1042	14	13	10	1	1	–	11	11	6	2	1	4	–	–	–	–	–	–
1043	23	25	18	8	3	1	15	17	16	–	4	1	–	–	–	–	1	–
1051	18	26	13	–	–	–	16	21	11	2	5	2	–	–	–	–	–	–
1052	91	85	61	6	5	2	57	56	43	26	21	13	1	1	1	1	2	2
1053	59	59	55	15	15	12	21	35	32	22	8	11	1	–	–	–	1	–
1061	19	16	10	–	2	–	14	9	7	5	5	2	–	–	1	–	–	–
1062	158	140	241	10	22	34	120	104	178	21	14	28	7	–	–	–	–	1
1063	1	–	1	–	–	–	–	–	–	1	–	1	–	–	–	–	–	–
1064	37	36	34	3	–	2	27	26	22	6	9	10	1	–	–	–	1	–
1065	9	13	10	4	4	–	5	8	6	–	1	4	–	–	–	–	–	–
1066	89	121	99	7	10	8	57	93	60	24	13	30	–	–	–	1	5	1
1069	139	116	120	2	2	2	111	93	80	23	20	37	3	1	–	–	–	1
1071	3.033	2.558	1.896	153	181	154	2.355	2.139	1.555	414	222	170	102	7	4	9	9	13
1072	98	65	92	–	–	–	77	59	75	18	6	16	3	–	–	–	–	1
1081	112	102	91	2	4	2	94	80	78	15	18	10	1	–	1	–	–	–
1091	178	156	166	2	2	12	73	88	92	93	64	59	9	–	1	1	2	2
1092	170	153	128	63	17	7	84	95	93	21	41	27	1	–	–	1	–	1
1093	139	187	170	39	63	62	80	109	79	16	15	29	4	–	–	–	–	–
1094	206	204	157	14	19	20	150	165	111	36	20	26	5	–	–	1	–	–
1095	7	8	10	–	–	–	4	7	6	3	1	3	–	–	–	–	–	1
1096	14	12	21	2	4	2	10	8	14	2	–	4	–	–	1	–	–	–
1099	156	160	106	13	9	8	99	108	70	39	43	27	5	–	–	–	–	1

Capítulo 29 - Brasil e Grandes Regiões

29.3 - Quantidade de acidentes do trabalho liquidados, por consequência, segundo a Classificação Nacional de Atividades Econômicas (CNAE), na Região Nordeste - 2014/2016

(continuação)

CNAE	QUANTIDADE DE ACIDENTES DO TRABALHO LIQUIDADOS																	
	Total			Consequência														
				Assistência Médica			Menos de 15 dias			Mais de 15 dias			Incapacidade Permanente			Óbito		
	2014	2015	2016	2014	2015	2016	2014	2015	2016	2014	2015	2016	2014	2015	2016	2014	2015	2016
1111	86	69	45	5	4	8	33	38	27	41	27	9	6	–	–	1	–	1
1112	10	5	9	–	–	–	7	3	4	3	2	4	–	–	1	–	–	–
1113	227	212	160	101	74	50	92	100	66	31	35	43	3	2	–	–	1	1
1121	92	82	88	1	1	–	59	56	62	27	24	26	5	1	–	–	–	–
1122	625	599	444	75	68	63	477	434	303	64	96	77	8	–	1	1	1	–
1210	–	–	1	–	–	–	–	–	1	–	–	–	–	–	–	–	–	–
1220	2	2	3	–	–	–	–	1	3	–	1	–	2	–	–	–	–	–
1311	118	108	72	–	–	2	81	81	50	31	25	18	5	–	–	1	2	2
1312	24	21	17	–	2	2	17	10	12	7	9	3	–	–	–	–	–	–
1313	16	13	16	–	–	–	7	12	8	9	1	8	–	–	–	–	–	–
1314	12	22	7	5	5	4	5	9	–	1	8	3	1	–	–	–	–	–
1321	199	176	134	12	8	24	147	119	76	33	48	34	5	–	–	2	1	–
1322	15	14	12	1	–	–	10	12	10	3	2	2	1	–	–	–	–	–
1323	42	39	36	–	1	1	30	30	27	11	8	8	1	–	–	–	–	–
1330	41	47	45	2	–	2	25	40	30	11	5	13	2	–	–	1	2	–
1340	63	18	14	40	1	–	12	12	11	9	5	3	2	–	–	–	–	–
1351	53	49	39	1	–	–	20	30	29	31	19	10	1	–	–	–	–	–
1352	3	4	7	–	2	4	–	2	2	3	–	1	–	–	–	–	–	–
1353	–	2	5	–	–	–	–	2	4	–	–	1	–	–	–	–	–	–
1354	36	30	18	1	1	–	24	21	12	10	8	6	1	–	–	–	–	–
1359	35	20	22	1	–	–	25	16	10	7	3	12	2	1	–	–	–	–
1411	59	48	60	1	–	–	35	42	46	18	5	14	4	1	–	1	–	–
1412	865	968	683	139	290	138	620	592	460	82	85	82	24	1	3	–	–	–
1413	14	7	10	1	–	–	5	6	6	7	1	4	1	–	–	–	–	–
1414	15	13	13	–	1	–	8	7	11	4	5	2	2	–	–	1	–	–
1421	25	13	10	–	1	–	21	11	6	3	1	4	1	–	–	–	–	–
1422	4	2	2	2	–	–	1	1	2	1	1	–	–	–	–	–	–	–
1510	119	85	56	12	3	–	79	58	29	28	24	27	–	–	–	–	–	–
1521	18	7	9	–	–	–	3	2	2	15	5	7	–	–	–	–	–	–
1529	3	1	6	–	–	–	1	1	6	2	–	–	–	–	–	–	–	–
1531	598	630	652	133	94	96	390	460	462	68	74	92	6	–	–	1	2	2
1532	66	97	104	31	4	4	24	23	21	10	70	79	1	–	–	–	–	–
1533	444	154	244	6	7	7	363	122	205	64	23	29	8	–	–	3	2	3
1539	493	253	170	230	137	63	103	71	61	151	45	44	9	–	–	–	–	2
1540	20	14	23	–	–	1	10	9	10	9	5	11	1	–	–	–	–	1
1610	65	31	15	3	5	1	22	12	9	32	13	5	8	–	–	–	1	–
1621	3	2	6	–	–	–	1	2	5	1	–	1	1	–	–	–	–	–
1622	50	35	31	2	–	–	16	20	15	29	15	15	3	–	1	–	–	–
1623	10	9	13	–	–	–	2	6	8	5	2	4	3	–	–	–	1	1
1629	8	8	5	–	–	–	4	7	3	2	1	2	2	–	–	–	–	–
1710	97	70	58	52	45	36	30	19	16	11	6	6	4	–	–	–	–	–
1721	165	135	98	5	17	13	116	92	63	42	26	22	2	–	–	–	–	–
1722	–	4	1	–	–	–	–	–	–	–	4	1	–	–	–	–	–	–
1731	86	52	49	4	4	5	53	32	30	27	16	14	2	–	–	–	–	–
1732	3	–	4	–	–	–	3	–	4	–	–	–	–	–	–	–	–	–
1733	37	45	51	9	2	9	17	33	33	10	9	9	1	1	–	–	–	–
1741	40	20	18	–	–	–	15	13	12	22	7	6	3	–	–	–	–	–
1742	30	20	37	3	2	12	19	11	18	5	6	7	2	1	–	1	–	–
1749	11	7	12	–	–	–	3	4	7	8	3	5	–	–	–	–	–	–
1811	49	20	39	3	2	5	21	10	27	24	7	6	1	1	1	–	–	–
1812	53	25	10	–	1	–	3	7	5	46	17	5	4	–	–	–	–	–
1813	28	36	25	1	2	–	16	27	17	10	7	7	1	–	1	–	–	–
1821	3	10	7	–	–	–	2	9	4	1	1	2	–	–	–	–	–	1
1822	7	8	7	–	–	–	3	6	4	3	2	3	1	–	–	–	–	–
1830	–	1	–	–	–	–	–	–	–	–	–	–	–	1	–	–	–	–
1910	15	11	2	–	–	–	–	–	–	14	11	2	1	–	–	–	–	–
1921	123	190	133	56	63	48	45	109	67	21	18	18	1	–	–	–	–	–
1922	2	–	–	–	–	–	2	–	–	–	–	–	–	–	–	–	–	–
1931	728	659	507	38	43	38	533	497	363	145	114	103	9	–	–	3	5	3
1932	40	44	20	3	15	5	17	13	10	20	16	5	–	–	–	–	–	–
2011	17	8	9	11	3	6	4	3	1	2	2	2	–	–	–	–	–	–
2012	–	1	–	–	–	–	–	1	–	–	–	–	–	–	–	–	–	–
2013	104	97	66	47	30	24	48	60	34	9	7	8	–	–	–	–	–	–
2014	10	16	5	1	1	2	7	12	2	2	2	1	–	–	–	–	1	–
2019	22	32	24	14	21	14	8	9	9	–	2	1	–	–	–	–	–	–
2021	48	28	17	37	23	12	5	4	4	6	1	1	–	–	–	–	–	–
2022	33	32	23	16	21	12	7	7	5	9	4	6	1	–	–	–	–	–
2029	21	23	20	10	16	16	3	2	3	7	5	1	1	–	–	–	–	–
2031	36	24	19	15	13	11	6	9	7	14	2	1	–	–	–	1	–	–
2032	1	1	1	–	–	1	1	–	–	–	1	–	–	–	–	–	–	–
2033	27	17	18	10	12	14	14	5	4	3	–	–	–	–	–	–	–	–
2040	69	38	28	39	16	16	17	8	9	13	14	3	–	–	–	–	–	–
2051	4	6	2	3	2	1	1	2	1	–	2	–	–	–	–	–	–	–
2052	1	3	4	–	–	–	1	3	3	–	–	1	–	–	–	–	–	–
2061	69	59	52	13	8	11	44	39	26	6	12	14	4	–	–	2	–	1
2062	85	102	149	18	19	21	51	72	114	15	11	14	1	–	–	–	–	–
2063	37	42	41	4	4	8	27	30	27	6	8	6	–	–	–	–	–	–
2071	68	47	34	11	9	2	44	28	22	12	10	9	1	–	–	–	–	1
2072	1	–	–	–	–	–	–	–	–	1	–	–	–	–	–	–	–	–
2073	10	8	5	–	1	2	8	5	3	1	1	–	1	–	–	–	1	–

Capítulo 29 - Brasil e Grandes Regiões

29.3 - Quantidade de acidentes do trabalho liquidados, por consequência, segundo a Classificação Nacional de Atividades Econômicas (CNAE), na Região Nordeste - 2014/2016

(continuação)

CNAE	QUANTIDADE DE ACIDENTES DO TRABALHO LIQUIDADOS																	
	Total			Consequência														
				Assistência Médica			Menos de 15 dias			Mais de 15 dias			Incapacidade Permanente			Óbito		
	2014	2015	2016	2014	2015	2016	2014	2015	2016	2014	2015	2016	2014	2015	2016	2014	2015	2016
2091	7	11	4	–	–	–	1	2	2	6	9	2	–	–	–	–	–	–
2092	1	–	3	1	–	1	–	–	1	–	–	1	–	–	–	–	–	–
2093	6	2	2	–	–	–	4	2	2	2	–	–	–	–	–	–	–	–
2099	55	68	56	28	28	26	24	32	26	2	8	3	1	–	–	–	–	1
2110	6	2	12	–	–	2	4	2	9	–	–	1	2	–	–	–	–	–
2121	60	57	64	–	–	1	43	44	51	15	13	11	2	–	–	–	–	1
2122	2	–	–	–	–	–	1	–	–	1	–	–	–	–	–	–	–	–
2123	1	–	–	–	–	–	1	–	–	–	–	–	–	–	–	–	–	–
2211	151	155	128	82	82	68	42	62	57	26	11	2	1	–	1	–	–	–
2212	13	21	23	–	–	1	5	14	15	5	6	6	3	1	1	–	–	–
2219	228	95	75	19	2	4	37	28	31	167	64	40	4	–	–	1	1	–
2221	55	45	24	5	6	1	28	29	17	20	10	5	2	–	1	–	–	–
2222	243	209	244	3	13	21	169	142	167	60	53	52	10	1	2	1	–	2
2223	87	53	40	23	16	10	57	26	24	7	11	6	–	–	–	–	–	–
2229	251	254	244	28	32	45	144	168	143	73	52	56	6	1	–	–	1	–
2311	61	53	55	4	2	13	27	36	32	30	13	9	–	–	–	–	2	1
2312	24	26	5	2	2	–	17	21	4	4	3	1	1	–	–	–	–	–
2319	31	26	28	–	2	1	16	19	19	12	5	8	3	–	–	–	–	–
2320	224	159	143	96	52	44	101	90	85	19	16	14	6	1	–	2	–	–
2330	282	237	235	36	40	24	142	136	130	89	59	79	14	1	–	1	1	2
2341	5	10	4	–	–	–	1	3	3	3	5	1	1	1	–	–	1	–
2342	349	317	329	5	1	4	200	220	228	111	90	94	25	1	2	8	5	1
2349	55	73	50	7	1	3	31	49	26	15	23	20	2	–	1	–	–	–
2391	33	35	35	–	–	1	15	26	22	16	8	11	2	1	–	–	–	1
2392	44	51	35	3	3	6	29	46	25	9	2	4	3	–	–	–	–	–
2399	24	45	25	–	2	1	14	26	17	10	17	7	–	–	–	–	–	–
2411	71	47	45	3	4	–	43	36	38	23	7	6	2	–	1	–	–	–
2412	62	43	39	45	29	27	8	9	8	7	5	3	2	–	–	–	–	1
2421	8	24	30	4	7	15	2	13	10	2	4	5	–	–	–	–	–	–
2422	8	22	20	–	1	–	6	18	19	2	3	1	–	–	–	–	–	–
2423	72	84	50	28	31	20	32	48	25	10	5	5	2	–	–	–	–	–
2424	34	40	57	–	1	4	27	22	36	6	17	17	1	–	–	–	–	–
2431	170	106	66	51	37	15	99	59	41	20	10	10	–	–	–	–	–	–
2439	2	6	1	–	1	–	1	5	1	1	–	–	–	–	–	–	–	–
2441	71	54	47	15	18	10	46	29	29	7	6	6	3	–	–	–	1	2
2442	2	3	–	–	–	–	–	–	–	2	3	–	–	–	–	–	–	–
2443	40	59	33	27	35	23	9	19	5	3	5	5	1	–	–	–	–	–
2449	19	4	12	–	1	–	5	1	6	14	2	6	–	–	–	–	–	–
2451	27	16	8	3	2	2	14	10	5	7	4	1	3	–	–	–	–	–
2452	14	5	–	–	–	–	–	–	–	14	5	–	–	–	–	–	–	–
2511	309	206	136	98	59	36	151	108	76	54	39	21	5	–	–	1	–	3
2512	97	74	50	1	5	1	55	53	28	35	15	20	6	1	1	–	–	–
2513	40	18	13	17	5	4	18	10	6	4	3	2	1	–	–	–	–	1
2521	20	20	15	–	–	–	12	15	12	7	5	3	1	–	–	–	–	–
2522	16	5	3	–	–	–	–	–	1	15	5	2	1	–	–	–	–	–
2531	3	21	2	–	11	1	1	10	1	2	–	–	–	–	–	–	–	–
2532	20	29	18	1	1	–	15	25	15	3	2	3	1	1	–	–	–	–
2539	50	30	28	8	1	4	23	20	16	17	9	8	2	–	–	–	–	–
2541	1	–	–	–	–	–	–	–	–	1	–	–	–	–	–	–	–	–
2542	82	36	30	10	3	–	56	28	29	15	5	1	1	–	–	–	–	–
2543	3	1	4	1	–	1	2	1	3	–	–	–	–	–	–	–	–	–
2550	–	–	1	–	–	–	–	–	–	–	–	1	–	–	–	–	–	–
2591	62	50	39	17	16	12	36	26	13	8	8	14	1	–	–	–	–	–
2592	13	3	11	–	–	–	7	3	3	5	–	7	1	–	1	–	–	–
2593	21	27	15	–	–	–	12	17	9	9	10	6	–	–	–	–	–	–
2599	95	69	51	23	11	5	42	48	31	26	10	14	4	–	–	–	–	1
2610	–	2	1	–	–	–	–	1	1	–	–	–	–	–	–	–	1	–
2621	15	3	1	–	–	–	11	3	1	4	–	–	–	–	–	–	–	–
2622	9	11	3	1	1	1	6	9	2	2	1	–	–	–	–	–	–	–
2631	2	3	1	–	–	–	2	3	1	–	–	–	–	–	–	–	–	–
2640	4	2	–	–	–	–	4	2	–	–	–	–	–	–	–	–	–	–
2651	9	6	3	1	2	–	7	3	3	1	1	–	–	–	–	–	–	–
2660	1	–	–	–	–	–	1	–	–	–	–	–	–	–	–	–	–	–
2670	–	1	1	–	1	–	–	–	–	–	–	1	–	–	–	–	–	–
2680	1	–	–	–	–	–	–	–	–	1	–	–	–	–	–	–	–	–
2710	73	98	121	12	33	10	52	58	100	8	7	11	1	–	–	–	–	–
2721	15	18	13	–	2	–	14	7	9	1	9	4	–	–	–	–	–	–
2722	39	28	18	–	–	–	9	17	7	27	11	11	2	–	–	1	–	–
2731	40	25	9	16	13	3	14	9	4	9	3	2	–	–	–	1	–	–
2732	1	1	1	–	1	1	–	–	–	1	–	–	–	–	–	–	–	–
2733	20	18	12	–	–	–	15	17	8	5	1	4	–	–	–	–	–	–
2740	7	5	4	–	1	–	4	3	4	2	1	–	1	–	–	–	–	–
2751	217	184	133	2	8	2	187	166	116	28	10	13	–	–	–	–	–	2
2759	41	28	19	–	1	1	27	23	13	11	4	5	3	–	–	–	–	–
2790	21	20	20	4	3	8	10	13	9	7	4	3	–	–	–	–	–	–
2811	18	35	39	1	10	12	2	18	21	15	7	6	–	–	–	–	–	–
2812	8	4	4	–	–	–	4	2	2	4	2	2	–	–	–	–	–	–
2813	10	11	6	–	–	–	7	7	3	2	4	3	1	–	–	–	–	–
2821	14	5	1	3	–	–	6	2	–	4	3	1	1	–	–	–	–	–

Capítulo 29 - Brasil e Grandes Regiões

29.3 - Quantidade de acidentes do trabalho liquidados, por consequência, segundo a Classificação Nacional de Atividades Econômicas (CNAE), na Região Nordeste - 2014/2016

(continuação)

CNAE	QUANTIDADE DE ACIDENTES DO TRABALHO LIQUIDADOS																	
	Total			Consequência														
				Assistência Médica			Menos de 15 dias			Mais de 15 dias			Incapacidade Permanente			Óbito		
	2014	2015	2016	2014	2015	2016	2014	2015	2016	2014	2015	2016	2014	2015	2016	2014	2015	2016
2822	24	15	8	5	3	–	14	11	7	4	1	1	–	–	–	1	–	–
2823	65	73	47	1	13	6	55	55	39	8	5	2	1	–	–	–	–	–
2824	1	–	–	–	–	–	–	–	–	1	–	–	–	–	–	–	–	–
2825	–	1	–	–	–	–	–	1	–	–	–	–	–	–	–	–	–	–
2829	30	23	12	2	8	–	17	8	7	11	6	5	–	1	–	–	–	–
2831	–	1	–	–	–	–	–	–	–	–	1	–	–	–	–	–	–	–
2832	–	2	–	–	–	–	–	1	–	–	1	–	–	–	–	–	–	–
2833	12	11	9	–	–	–	1	6	6	10	5	3	1	–	–	–	–	–
2840	2	6	5	–	–	1	1	4	4	1	2	–	–	–	–	–	–	–
2851	19	16	8	8	2	2	9	8	2	1	6	4	1	–	–	–	–	–
2852	2	2	3	1	–	1	1	2	2	–	–	–	–	–	–	–	–	–
2853	–	2	–	–	–	–	–	1	–	–	1	–	–	–	–	–	–	–
2861	3	4	1	–	1	–	1	3	1	1	–	–	1	–	–	–	–	–
2862	3	3	1	–	–	–	2	2	1	1	–	–	–	–	–	–	1	–
2863	3	1	–	1	–	–	1	–	–	1	1	–	–	–	–	–	–	–
2865	–	2	1	–	–	1	–	1	–	–	1	–	–	–	–	–	–	–
2866	1	–	1	–	–	–	1	–	1	–	–	–	–	–	–	–	–	–
2869	73	46	23	13	7	4	41	35	18	15	2	1	3	1	–	1	1	–
2910	112	187	186	50	68	62	34	58	53	24	60	71	4	–	–	–	1	–
2920	4	2	–	–	–	–	–	–	–	4	2	–	–	–	–	–	–	–
2930	53	49	25	–	1	1	29	36	16	19	12	8	4	–	–	1	–	–
2941	15	19	13	4	2	2	9	15	9	–	2	2	2	–	–	–	–	–
2942	18	15	8	9	1	3	8	12	5	1	1	–	–	–	–	–	1	–
2943	8	16	6	–	1	–	4	9	3	4	5	3	–	–	–	–	1	–
2944	1	–	3	–	–	–	1	–	1	–	–	2	–	–	–	–	–	–
2945	179	21	12	152	3	–	22	10	8	2	8	4	3	–	–	–	–	–
2949	102	186	264	34	62	94	56	97	126	11	27	42	–	–	–	1	–	2
2950	3	4	5	–	–	–	–	4	2	2	–	3	1	–	–	–	–	–
3011	481	415	284	327	232	196	136	171	77	17	12	11	1	–	–	–	–	–
3012	7	3	1	–	–	–	4	3	1	2	–	–	1	–	–	–	–	–
3031	1	2	1	–	–	–	–	2	1	1	–	–	–	–	–	–	–	–
3032	–	1	3	–	–	–	–	1	2	–	–	1	–	–	–	–	–	–
3041	–	1	–	–	–	–	–	1	–	–	–	–	–	–	–	–	–	–
3042	–	1	–	–	–	–	–	1	–	–	–	–	–	–	–	–	–	–
3091	4	7	10	1	–	–	2	6	7	1	1	3	–	–	–	–	–	–
3092	10	9	10	–	–	–	5	7	7	5	1	3	–	–	–	–	1	–
3099	2	2	3	–	–	–	1	2	3	1	–	–	–	–	–	–	–	–
3101	118	116	97	1	3	1	58	80	67	49	32	26	10	1	3	–	–	–
3102	47	55	34	1	1	1	31	41	22	14	12	11	1	–	–	–	1	–
3103	13	8	4	–	–	–	6	4	4	6	4	–	1	–	–	–	–	–
3104	61	62	78	1	1	–	43	35	57	15	25	20	1	1	1	1	–	–
3212	7	3	2	–	–	–	2	–	1	5	3	1	–	–	–	–	–	–
3220	2	1	1	–	–	–	2	1	1	–	–	–	–	–	–	–	–	–
3230	48	59	40	–	–	–	–	–	1	47	59	39	1	–	–	–	–	–
3240	2	4	1	–	–	–	1	–	–	–	4	1	1	–	–	–	–	–
3250	19	16	2	2	–	–	10	10	–	7	6	2	–	–	–	–	–	–
3291	31	10	2	–	–	–	4	1	–	27	9	2	–	–	–	–	–	–
3292	9	3	14	–	–	2	5	1	8	3	2	4	1	–	–	–	–	–
3299	33	38	27	–	–	–	22	36	19	11	2	5	–	–	1	–	–	2
3311	21	19	9	–	2	1	15	12	4	4	5	4	2	–	–	–	–	–
3312	5	6	8	–	4	6	4	1	2	1	1	–	–	–	–	–	–	–
3313	30	43	37	–	1	2	23	36	30	6	5	5	1	–	–	–	1	–
3314	112	102	55	24	27	7	59	65	28	21	9	17	8	–	1	–	1	2
3315	1	7	8	1	–	1	–	7	3	–	–	4	–	–	–	–	–	–
3316	–	1	–	–	–	–	–	1	–	–	–	–	–	–	–	–	–	–
3317	12	3	2	2	1	–	4	1	2	6	1	–	–	–	–	–	–	–
3319	8	8	11	3	5	7	3	–	3	–	3	1	2	–	–	–	–	–
3321	42	30	21	11	9	3	20	12	9	9	8	8	1	–	–	1	1	1
3329	19	22	20	1	–	1	8	16	11	8	6	7	2	–	1	–	–	–
3511	249	250	205	90	88	72	113	130	110	45	32	22	–	–	–	1	–	1
3512	24	52	64	8	7	3	12	37	50	1	7	8	2	–	–	1	1	3
3514	287	277	223	42	46	57	208	206	142	32	23	22	5	1	–	–	1	2
3520	13	11	8	5	–	1	8	11	6	–	–	1	–	–	–	–	–	–
3530	1	–	2	1	–	2	–	–	–	–	–	–	–	–	–	–	–	–
3600	342	351	373	89	91	83	206	232	258	36	23	31	9	–	–	2	5	1
3701	17	20	14	7	7	6	6	11	5	3	2	3	1	–	–	–	–	–
3702	153	92	13	2	4	4	129	84	6	15	3	2	5	1	1	2	–	–
3811	858	1.023	1.033	82	77	50	619	824	841	134	113	138	19	3	3	4	6	1
3812	20	24	17	1	8	5	13	12	10	6	4	2	–	–	–	–	–	–
3821	18	22	18	2	1	1	15	16	16	1	4	1	–	–	–	–	1	–
3822	57	61	63	7	4	5	44	48	44	6	9	13	–	–	–	–	–	1
3831	2	6	8	–	–	–	1	5	3	1	1	5	–	–	–	–	–	–
3832	11	15	10	–	1	–	3	9	9	7	4	1	1	–	–	–	1	–
3839	14	26	16	–	6	2	7	19	7	4	1	6	3	–	1	–	–	–
4110	748	605	573	14	9	12	524	445	398	186	147	151	18	1	6	6	3	6
4120	3.080	2.602	1.936	188	176	74	1.891	1.693	1.179	769	696	629	193	10	29	39	27	25
4211	500	581	456	122	229	109	246	210	212	102	138	127	22	1	2	8	3	6
4212	216	110	98	119	61	33	63	16	18	20	33	43	12	–	2	2	–	2
4213	37	45	28	2	10	3	22	25	12	12	9	11	1	1	–	–	–	2
4221	1.571	1.215	1.022	26	25	44	427	541	466	1.082	640	504	21	2	–	15	7	8

Capítulo 29 - Brasil e Grandes Regiões

29.3 - Quantidade de acidentes do trabalho liquidados, por consequência, segundo a Classificação Nacional de Atividades Econômicas (CNAE), na Região Nordeste - 2014/2016

(continuação)

CNAE	QUANTIDADE DE ACIDENTES DO TRABALHO LIQUIDADOS																	
	Total			Consequência														
				Assistência Médica			Menos de 15 dias			Mais de 15 dias			Incapacidade Permanente			Óbito		
	2014	2015	2016	2014	2015	2016	2014	2015	2016	2014	2015	2016	2014	2015	2016	2014	2015	2016
4222	135	169	155	22	37	12	85	94	100	21	38	41	2	–	–	5	–	2
4223	9	10	14	5	3	3	–	1	7	3	6	4	1	–	–	–	–	–
4291	92	20	9	45	2	1	26	15	5	19	3	2	2	–	1	–	–	–
4292	210	198	167	89	64	53	76	56	49	27	76	63	17	2	2	1	–	–
4299	544	386	285	174	68	42	259	206	155	90	104	84	19	7	3	2	1	1
4311	6	10	11	–	2	2	2	7	3	2	–	6	2	1	–	–	–	–
4312	19	18	12	3	1	2	12	12	6	3	5	4	–	–	–	1	–	–
4313	123	100	76	24	7	8	61	68	48	25	23	17	10	–	1	3	2	2
4319	11	2	2	5	–	–	4	1	1	2	1	1	–	–	–	–	–	–
4321	321	330	319	19	26	38	211	233	196	80	65	79	4	1	–	7	5	6
4322	79	78	79	5	3	4	51	56	54	18	18	20	5	–	1	–	1	–
4329	87	85	74	24	16	15	39	50	40	14	18	19	6	–	–	4	1	–
4330	94	71	60	2	2	1	47	43	39	38	26	19	6	–	1	1	–	–
4391	48	35	40	8	4	10	24	21	12	5	9	16	10	1	–	1	–	2
4399	223	208	160	42	34	11	111	126	93	51	41	50	17	–	2	2	7	4
4511	274	213	184	9	12	8	183	160	143	71	38	33	8	1	–	3	2	–
4512	14	11	7	–	–	1	1	2	1	13	9	5	–	–	–	–	–	–
4520	122	90	87	4	6	4	60	57	56	48	27	27	8	–	–	2	–	–
4530	266	276	254	7	9	8	135	179	168	102	83	72	17	2	4	5	3	2
4541	109	90	69	5	2	2	40	56	39	59	31	25	4	1	2	1	–	1
4542	3	–	1	–	–	–	–	–	1	3	–	–	–	–	–	–	–	–
4543	6	5	1	–	–	–	3	4	–	2	1	1	–	–	–	1	–	–
4611	–	1	–	–	–	–	–	1	–	–	–	–	–	–	–	–	–	–
4612	3	2	3	2	–	–	1	1	2	–	1	1	–	–	–	–	–	–
4613	4	3	1	1	–	–	1	2	1	2	1	–	–	–	–	–	–	–
4614	3	–	–	–	–	–	2	–	–	1	–	–	–	–	–	–	–	–
4615	1	1	1	–	–	–	–	1	1	1	–	–	–	–	–	–	–	–
4616	2	–	–	–	–	–	1	–	–	–	–	–	1	–	–	–	–	–
4617	33	30	32	–	–	–	23	22	24	9	8	8	–	–	–	1	–	–
4618	2	1	2	–	–	–	1	1	2	1	–	–	–	–	–	–	–	–
4619	11	2	6	–	–	–	5	1	4	3	1	2	3	–	–	–	–	–
4621	1	3	–	–	–	–	1	3	–	–	–	–	–	–	–	–	–	–
4622	4	2	–	–	–	–	3	1	–	–	1	–	1	–	–	–	–	–
4623	17	17	14	–	–	–	6	15	9	10	2	3	1	–	–	–	–	2
4631	26	20	21	1	1	–	19	13	14	4	6	7	2	–	–	–	–	–
4632	49	53	54	1	–	4	28	45	36	16	8	13	3	–	–	1	–	1
4633	34	31	33	–	–	2	20	19	19	13	10	12	–	1	–	1	1	–
4634	62	70	64	–	3	12	34	47	31	23	20	21	4	–	–	1	–	–
4635	766	837	832	61	54	75	514	640	567	170	140	181	17	1	3	4	2	6
4636	18	14	10	1	1	–	11	10	6	5	2	4	–	–	–	1	1	–
4637	56	48	56	1	1	1	31	33	36	21	13	19	2	–	–	1	1	–
4639	318	312	291	15	12	10	187	211	182	105	86	96	6	–	–	5	3	3
4641	17	15	13	–	2	–	12	7	11	4	6	2	1	–	–	–	–	–
4642	11	6	7	–	–	1	7	3	6	4	2	–	–	–	–	–	1	–
4643	8	7	9	–	–	–	6	6	8	2	1	1	–	–	–	–	–	–
4644	52	45	72	1	5	5	35	26	52	14	14	15	2	–	–	–	–	–
4645	13	19	10	2	2	3	5	12	3	6	5	4	–	–	–	–	–	–
4646	39	45	46	5	3	5	26	29	27	8	12	14	–	–	–	–	1	–
4647	12	11	7	–	–	–	6	9	6	5	2	1	1	–	–	–	–	–
4649	98	102	96	3	2	1	61	78	71	32	21	21	1	1	–	1	–	3
4651	11	7	9	–	–	1	5	4	5	6	3	3	–	–	–	–	–	–
4652	11	10	5	–	–	–	7	8	5	4	2	–	–	–	–	–	–	–
4661	18	17	10	2	3	–	11	11	4	2	3	6	3	–	–	–	–	–
4662	53	16	8	14	3	1	33	10	6	5	3	1	–	–	–	1	–	–
4663	53	5	9	32	–	1	17	3	6	3	2	2	1	–	–	–	–	–
4664	5	2	3	–	–	–	4	2	3	1	–	–	–	–	–	–	–	–
4665	13	4	4	–	–	–	11	2	3	2	2	1	–	–	–	–	–	–
4669	67	24	22	35	2	3	24	11	12	7	11	7	1	–	–	–	–	–
4671	15	18	10	–	–	–	9	11	3	6	6	7	–	1	–	–	–	–
4672	52	81	53	3	3	2	29	59	37	16	18	14	3	–	–	1	1	–
4673	12	15	13	4	2	1	5	9	9	2	4	3	1	–	–	–	–	–
4674	11	9	6	–	1	2	6	6	4	4	2	–	–	–	–	1	–	–
4679	133	65	86	45	1	3	51	50	58	32	13	22	3	1	1	2	–	2
4681	31	31	30	4	3	7	22	23	20	3	5	3	1	–	–	1	–	–
4682	45	57	103	11	7	14	26	43	78	7	6	10	1	–	–	–	1	1
4683	10	5	9	–	–	–	9	4	8	1	1	1	–	–	–	–	–	–
4684	11	14	12	3	4	2	6	9	8	2	1	2	–	–	–	–	–	–
4685	17	15	8	3	2	1	11	12	7	3	–	–	–	–	–	–	1	–
4686	3	7	11	–	–	1	–	2	9	3	5	–	–	–	1	–	–	–
4687	26	40	26	1	–	–	10	25	21	12	15	2	3	–	1	–	–	2
4689	41	79	49	16	41	10	19	27	29	6	10	6	–	–	1	–	1	3
4691	141	129	141	2	8	9	106	91	100	32	29	31	1	–	–	–	1	1
4692	4	6	2	–	–	–	1	4	2	2	2	–	1	–	–	–	–	–
4693	152	174	141	6	5	8	96	132	90	44	35	43	6	–	–	–	2	–
4711	1.602	1.894	1.769	50	58	38	1.185	1.359	1.270	335	467	453	25	3	1	7	7	7
4712	182	159	142	2	2	4	84	99	104	70	56	34	22	–	–	4	2	–
4713	101	128	103	7	20	14	70	82	63	20	26	25	4	–	1	–	–	–
4721	58	47	71	1	2	2	22	34	50	24	11	17	10	–	1	1	–	1
4722	52	63	47	–	–	2	21	43	29	26	19	15	5	1	–	–	–	1
4723	51	53	32	–	–	3	26	31	15	22	21	14	2	1	–	1	–	–

Capítulo 29 - Brasil e Grandes Regiões

29.3 - Quantidade de acidentes do trabalho liquidados, por consequência, segundo a Classificação Nacional de Atividades Econômicas (CNAE), na Região Nordeste - 2014/2016

(continuação)

CNAE	QUANTIDADE DE ACIDENTES DO TRABALHO LIQUIDADOS																	
	Total			Consequência														
				Assistência Médica			Menos de 15 dias			Mais de 15 dias			Incapacidade Permanente			Óbito		
	2014	2015	2016	2014	2015	2016	2014	2015	2016	2014	2015	2016	2014	2015	2016	2014	2015	2016
4724	14	26	26	–	–	–	6	17	17	6	8	9	1	–	–	1	1	–
4729	44	27	45	–	1	2	21	20	28	22	5	15	1	–	–	–	1	–
4731	202	177	184	4	4	4	103	109	124	83	53	51	9	3	–	3	8	5
4732	2	5	3	–	–	–	1	2	1	–	3	2	1	–	–	–	–	–
4741	11	13	9	–	1	–	6	8	3	5	4	6	–	–	–	–	–	–
4742	38	22	21	2	–	–	21	18	17	13	3	3	2	1	–	–	–	1
4743	39	39	30	–	–	–	16	23	23	17	16	6	6	–	–	–	–	1
4744	511	445	412	43	9	12	248	274	260	173	146	128	42	6	7	5	10	5
4751	58	50	68	3	3	–	26	32	42	25	14	25	4	–	–	–	1	1
4752	37	26	36	1	–	2	27	17	29	7	9	5	2	–	–	–	–	–
4753	133	123	135	1	2	3	91	92	92	38	27	40	3	–	–	–	2	–
4754	169	158	129	3	–	1	83	106	82	67	50	42	15	1	3	1	1	1
4755	45	30	45	2	1	–	22	16	25	16	13	19	3	–	1	2	–	–
4756	2	2	–	–	–	–	–	1	–	2	1	–	–	–	–	–	–	–
4757	20	10	14	–	–	–	11	6	9	8	4	5	1	–	–	–	–	–
4759	44	20	25	1	2	–	18	13	18	21	5	7	3	–	–	1	–	–
4761	37	27	33	–	1	1	19	17	22	16	9	10	2	–	–	–	–	–
4762	1	–	–	–	–	–	–	–	–	–	–	–	1	–	–	–	–	–
4763	42	36	27	–	1	–	30	25	20	11	10	7	1	–	–	–	–	–
4771	156	119	138	3	2	5	83	87	95	64	30	33	3	–	–	3	–	5
4772	57	22	43	2	–	2	28	13	32	25	9	9	2	–	–	–	–	–
4773	3	6	9	–	1	1	2	5	5	1	–	3	–	–	–	–	–	–
4774	29	21	30	1	–	1	13	14	21	14	7	8	1	–	–	–	–	–
4781	244	288	255	18	10	9	157	211	181	66	65	62	3	–	1	–	2	2
4782	116	121	83	3	2	3	82	97	59	29	22	21	1	–	–	1	–	–
4783	4	3	4	–	–	–	1	1	1	3	2	3	–	–	–	–	–	–
4784	143	132	101	10	3	5	62	80	62	54	49	33	15	–	–	2	–	1
4785	4	1	2	–	–	–	2	1	1	1	–	1	1	–	–	–	–	–
4789	144	102	111	6	1	7	65	69	66	61	29	34	10	2	3	2	1	1
4911	122	108	109	80	45	60	37	51	33	4	11	15	1	–	–	–	1	1
4912	121	123	149	4	6	47	105	106	98	10	10	4	2	–	–	–	1	–
4921	559	669	624	9	12	11	262	352	318	191	294	287	88	7	5	9	4	3
4922	144	149	161	14	23	12	60	64	74	44	56	71	23	3	4	3	3	–
4923	26	10	11	1	1	1	12	9	6	12	–	3	1	–	–	–	–	1
4924	6	3	1	–	–	–	2	2	–	3	1	–	1	–	1	–	–	–
4929	54	47	25	7	2	–	23	24	14	18	21	9	3	–	1	3	–	1
4930	1.124	1.029	1.006	153	117	91	566	648	595	318	235	296	49	3	8	38	26	16
4940	21	28	19	13	23	12	6	4	5	1	1	2	1	–	–	–	–	–
5011	2	7	7	–	1	–	2	1	5	–	5	2	–	–	–	–	–	–
5012	2	–	–	–	–	–	1	–	–	–	–	–	1	–	–	–	–	–
5021	–	1	3	–	–	–	–	–	1	–	1	2	–	–	–	–	–	–
5022	2	17	20	–	2	3	1	13	14	–	2	2	1	–	–	–	–	1
5030	48	54	49	4	4	5	17	25	21	21	25	23	6	–	–	–	–	–
5091	9	10	3	–	3	–	7	7	2	2	–	1	–	–	–	–	–	–
5099	–	1	3	–	–	–	–	1	1	–	–	2	–	–	–	–	–	–
5111	156	142	78	7	3	9	49	76	45	100	63	23	–	–	–	–	–	1
5112	10	4	4	–	–	–	4	1	2	6	3	2	–	–	–	–	–	–
5120	3	4	2	–	–	–	1	4	1	2	–	1	–	–	–	–	–	–
5211	129	101	111	13	9	21	69	60	71	42	31	17	3	–	1	2	1	1
5212	173	126	102	7	5	7	36	33	41	127	88	52	3	–	–	–	–	2
5221	40	27	26	1	1	–	27	22	23	12	4	3	–	–	–	–	–	–
5222	6	11	10	–	1	–	3	9	7	1	1	3	1	–	–	1	–	–
5223	23	29	29	1	3	1	11	18	24	11	8	4	–	–	–	–	–	–
5229	35	49	48	1	1	–	16	30	39	13	17	8	4	–	1	1	1	–
5231	86	122	110	9	17	24	60	79	59	13	26	26	3	–	–	1	–	1
5232	21	7	9	1	1	3	6	3	4	13	3	2	1	–	–	–	–	–
5239	25	23	12	13	8	6	9	11	5	2	3	1	1	–	–	–	1	–
5240	96	74	95	8	7	3	74	54	76	14	13	16	–	–	–	–	–	–
5250	82	65	44	6	8	6	54	41	25	16	16	13	5	–	–	1	–	–
5310	1.664	2.066	1.793	260	291	421	1.187	1.598	1.198	173	172	172	37	–	–	7	5	2
5320	67	70	58	–	1	1	29	37	28	38	32	28	–	–	–	–	–	1
5510	522	522	620	27	12	42	377	400	448	105	109	126	12	1	3	1	–	1
5590	4	9	8	–	–	–	2	8	8	–	1	–	2	–	–	–	–	–
5611	655	623	688	19	17	16	396	442	500	203	163	166	32	–	3	5	1	3
5612	3	1	6	–	–	–	1	1	4	2	–	2	–	–	–	–	–	–
5620	348	338	311	55	49	30	232	218	212	55	71	69	6	–	–	–	–	–
5811	3	5	4	–	–	–	3	4	3	–	1	1	–	–	–	–	–	–
5812	8	10	9	–	–	–	7	10	8	1	–	1	–	–	–	–	–	–
5819	–	1	–	–	–	–	–	1	–	–	–	–	–	–	–	–	–	–
5821	2	1	3	–	–	1	–	–	1	2	1	1	–	–	–	–	–	–
5822	37	28	33	–	1	–	27	21	22	9	6	10	1	–	–	–	–	1
5829	9	3	7	–	1	1	5	2	5	4	–	1	–	–	–	–	–	–
5911	6	2	1	–	1	–	3	–	–	3	1	1	–	–	–	–	–	–
5913	1	–	–	–	–	–	1	–	–	–	–	–	–	–	–	–	–	–
5914	13	8	12	1	–	–	8	8	11	4	–	1	–	–	–	–	–	–
5920	1	–	1	–	–	–	–	–	1	–	–	–	1	–	–	–	–	–
6010	19	10	9	–	1	1	11	3	4	8	6	4	–	–	–	–	–	–
6021	68	58	55	8	18	18	29	30	33	28	10	4	3	–	–	–	–	–
6022	8	3	1	1	–	–	4	2	1	3	1	–	–	–	–	–	–	–
6110	95	118	83	22	14	5	53	79	61	17	24	16	2	1	–	1	–	1

Capítulo 29 - Brasil e Grandes Regiões

29.3 - Quantidade de acidentes do trabalho liquidados, por consequência, segundo a Classificação Nacional de Atividades Econômicas (CNAE), na Região Nordeste - 2014/2016

(continuação)

CNAE	QUANTIDADE DE ACIDENTES DO TRABALHO LIQUIDADOS																	
	Total			Consequência														
				Assistência Médica			Menos de 15 dias			Mais de 15 dias			Incapacidade Permanente			Óbito		
	2014	2015	2016	2014	2015	2016	2014	2015	2016	2014	2015	2016	2014	2015	2016	2014	2015	2016
6120	34	70	54	3	1	–	25	40	32	4	29	22	1	–	–	1	–	–
6141	20	29	34	–	2	1	14	20	23	6	7	10	–	–	–	–	–	–
6143	–	1	–	–	–	–	–	1	–	–	–	–	–	–	–	–	–	–
6190	59	42	32	1	1	–	37	28	18	20	11	14	1	–	–	–	2	–
6201	172	81	38	2	1	1	10	10	14	160	70	23	–	–	–	–	–	–
6202	8	7	11	1	–	1	5	5	7	2	2	3	–	–	–	–	–	–
6203	12	9	9	–	2	–	9	6	6	3	1	3	–	–	–	–	–	–
6204	37	17	21	8	3	3	23	9	12	5	5	5	1	–	1	–	–	–
6209	40	23	38	3	3	2	27	13	22	9	6	14	1	1	–	–	–	–
6311	24	25	50	–	–	2	10	14	39	13	11	9	1	–	–	–	–	–
6319	–	2	2	–	–	–	–	2	2	–	–	–	–	–	–	–	–	–
6399	4	1	4	–	–	–	2	1	3	1	–	1	1	–	–	–	–	–
6410	1	–	–	–	–	–	–	–	–	1	–	–	–	–	–	–	–	–
6421	224	273	106	96	67	4	101	169	77	21	37	25	6	–	–	–	–	–
6422	864	1.219	1.048	68	55	48	555	699	457	171	456	520	69	8	21	1	1	2
6423	79	79	45	16	22	5	46	42	29	10	14	9	7	–	–	–	1	2
6424	6	16	6	1	–	–	3	13	5	2	3	1	–	–	–	–	–	–
6431	–	1	1	–	–	–	–	1	1	–	–	–	–	–	–	–	–	–
6433	1	–	–	–	–	–	1	–	–	–	–	–	–	–	–	–	–	–
6434	3	1	–	–	–	–	3	–	–	–	1	–	–	–	–	–	–	–
6435	12	4	1	–	–	–	–	–	–	12	4	1	–	–	–	–	–	–
6436	8	10	2	–	–	–	4	7	2	4	3	–	–	–	–	–	–	–
6437	–	–	1	–	–	–	–	–	–	–	–	1	–	–	–	–	–	–
6462	26	13	6	1	3	–	15	8	6	8	1	–	2	–	–	–	1	–
6463	5	5	3	–	–	–	3	2	2	2	3	1	–	–	–	–	–	–
6491	4	2	–	–	–	–	1	1	–	3	1	–	–	–	–	–	–	–
6493	5	1	2	–	–	–	3	–	1	2	1	1	–	–	–	–	–	–
6499	6	3	1	–	–	–	5	3	1	1	–	–	–	–	–	–	–	–
6511	1	5	5	–	–	–	–	5	5	1	–	–	–	–	–	–	–	–
6512	5	4	8	–	1	–	2	2	6	3	1	2	–	–	–	–	–	–
6520	–	1	–	–	1	–	–	–	–	–	–	–	–	–	–	–	–	–
6541	2	6	7	–	1	–	2	4	6	–	1	1	–	–	–	–	–	–
6550	106	100	141	12	21	20	81	71	112	10	8	9	3	–	–	–	–	–
6611	1	–	–	–	–	–	–	–	–	1	–	–	–	–	–	–	–	–
6612	3	3	1	–	–	–	3	2	1	–	1	–	–	–	–	–	–	–
6613	33	20	6	7	1	–	11	14	5	14	5	1	1	–	–	–	–	–
6619	7	8	19	1	–	–	4	1	12	2	7	6	–	–	–	–	–	1
6621	4	–	–	–	–	–	1	–	–	3	–	–	–	–	–	–	–	–
6622	9	12	6	–	–	–	5	8	3	4	4	3	–	–	–	–	–	–
6629	–	1	–	–	–	–	–	–	–	–	1	–	–	–	–	–	–	–
6630	27	11	10	–	–	–	1	–	1	25	11	9	1	–	–	–	–	–
6810	176	107	94	1	3	3	145	78	69	25	24	22	3	1	–	2	1	–
6821	11	11	17	1	–	–	10	8	9	–	3	8	–	–	–	–	–	–
6822	50	67	76	1	1	1	40	53	60	9	12	14	–	–	1	–	1	–
6911	25	13	14	–	–	1	17	10	9	7	3	4	1	–	–	–	–	–
6912	5	3	4	–	–	–	2	3	4	2	–	–	1	–	–	–	–	–
6920	85	69	74	4	4	1	55	51	57	25	13	16	1	–	–	–	1	–
7010	5	4	–	–	–	–	1	1	–	4	3	–	–	–	–	–	–	–
7020	75	76	51	7	6	3	52	55	31	15	15	17	–	–	–	1	–	–
7111	5	13	5	–	–	2	3	9	2	2	4	1	–	–	–	–	–	–
7112	387	441	301	86	65	41	212	267	177	76	98	78	11	–	1	2	11	4
7119	100	32	43	38	11	18	40	11	18	18	9	7	1	1	–	3	–	–
7120	17	19	11	4	7	2	11	8	7	2	4	2	–	–	–	–	–	–
7210	36	36	39	5	6	7	20	26	26	9	4	6	–	–	–	2	–	–
7220	7	1	1	–	–	–	2	–	1	5	1	–	–	–	–	–	–	–
7311	23	16	5	–	–	–	4	5	2	17	11	3	2	–	–	–	–	–
7312	3	1	3	–	–	–	1	1	3	1	–	–	1	–	–	–	–	–
7319	33	37	50	–	–	–	23	27	38	8	9	12	2	–	–	–	1	–
7320	10	10	7	–	–	1	5	8	4	5	1	2	–	–	–	–	1	–
7410	1	3	1	–	–	–	1	2	1	–	1	–	–	–	–	–	–	–
7420	19	46	20	–	–	3	3	2	1	15	44	16	1	–	–	–	–	–
7490	171	208	155	9	10	9	126	84	61	29	113	85	7	–	–	–	1	–
7500	18	9	3	6	2	1	11	7	2	1	–	–	–	–	–	–	–	–
7711	90	85	70	7	2	5	41	51	50	34	31	15	6	–	–	2	1	–
7719	5	8	8	1	–	–	–	4	4	2	3	3	2	1	1	–	–	–
7721	2	–	3	–	–	–	–	–	1	2	–	2	–	–	–	–	–	–
7722	6	1	–	–	–	–	3	1	–	3	–	–	–	–	–	–	–	–
7723	5	4	7	–	–	–	1	2	3	4	2	4	–	–	–	–	–	–
7729	8	4	2	1	1	–	3	3	1	3	–	1	–	–	–	1	–	–
7731	10	7	5	–	2	–	5	2	4	4	3	1	1	–	–	–	–	–
7732	143	133	100	5	8	4	84	87	70	42	37	24	10	–	2	2	1	–
7733	19	13	12	–	2	1	7	6	8	12	4	3	–	–	–	–	1	–
7739	87	105	80	10	13	6	53	71	62	21	19	10	1	–	–	2	2	2
7740	–	2	–	–	–	–	–	2	–	–	–	–	–	–	–	–	–	–
7810	84	133	113	–	4	6	50	65	48	27	63	56	6	1	3	1	–	–
7820	272	328	290	21	9	16	166	195	150	67	123	124	14	1	–	4	–	–
7830	118	147	151	8	6	9	70	91	93	38	49	47	1	–	1	1	1	1
7911	35	20	19	1	2	1	15	17	11	15	1	7	4	–	–	–	–	–
7990	2	–	–	–	–	–	1	–	–	–	–	–	1	–	–	–	–	–
8011	603	675	592	18	31	24	340	390	331	205	238	233	30	1	–	10	15	4

Capítulo 29 - Brasil e Grandes Regiões

29.3 - Quantidade de acidentes do trabalho liquidados, por consequência, segundo a Classificação Nacional de Atividades Econômicas (CNAE), na Região Nordeste - 2014/2016

(conclusão)

CNAE	QUANTIDADE DE ACIDENTES DO TRABALHO LIQUIDADOS																	
	Total			Consequência														
				Assistência Médica			Menos de 15 dias			Mais de 15 dias			Incapacidade Permanente			Óbito		
	2014	2015	2016	2014	2015	2016	2014	2015	2016	2014	2015	2016	2014	2015	2016	2014	2015	2016
8012	261	329	382	3	2	21	139	231	247	104	95	111	9	1	–	6	–	3
8020	68	66	67	–	2	–	37	46	46	30	16	21	–	–	–	1	2	–
8030	28	40	27	–	–	–	–	–	–	28	40	27	–	–	–	–	–	–
8111	53	73	89	2	1	1	28	53	63	20	19	25	3	–	–	–	–	–
8112	344	410	450	10	22	15	224	303	339	95	81	92	12	1	2	3	3	2
8121	301	410	347	38	59	44	180	178	148	64	167	149	17	3	5	2	3	1
8122	51	55	20	10	18	3	27	19	6	14	17	11	–	–	–	–	1	–
8129	74	60	55	23	4	8	31	42	30	17	14	15	2	–	2	1	–	–
8130	30	26	26	2	–	1	7	7	22	21	19	3	–	–	–	–	–	–
8211	111	96	110	8	5	5	67	59	73	31	32	30	5	–	1	–	–	1
8219	37	34	21	2	1	–	23	27	17	9	6	4	3	–	–	–	–	–
8220	562	1.047	1.083	20	17	49	438	603	597	103	424	434	1	–	–	–	3	3
8230	12	20	28	–	1	1	5	9	18	6	8	9	1	1	–	–	1	–
8291	47	30	39	1	2	–	20	19	28	26	9	10	–	–	–	–	–	1
8292	17	17	12	–	–	–	11	12	9	6	5	2	–	–	1	–	–	–
8299	219	229	239	26	15	10	122	150	141	56	60	79	13	–	5	2	4	4
8411	569	610	617	110	113	88	237	236	247	124	227	240	93	29	37	5	5	5
8412	40	27	23	9	11	12	29	11	6	1	5	5	1	–	–	–	–	–
8413	4	5	7	–	–	1	4	5	4	–	–	2	–	–	–	–	–	–
8422	1	5	5	–	2	2	–	3	3	1	–	–	–	–	–	–	–	–
8423	19	23	18	1	–	–	13	13	11	4	10	7	1	–	–	–	–	–
8424	39	12	12	23	4	2	14	5	8	1	3	2	1	–	–	–	–	–
8430	3	2	3	–	–	–	3	2	3	–	–	–	–	–	–	–	–	–
8511	602	572	399	1	–	5	7	13	13	589	559	381	5	–	–	–	–	–
8512	69	64	54	2	3	3	42	49	40	21	12	11	4	–	–	–	–	–
8513	144	135	139	13	20	14	79	79	98	46	35	26	6	–	–	–	1	1
8520	61	74	75	3	7	3	42	49	61	12	17	10	4	–	–	–	1	1
8531	105	147	140	4	20	9	37	55	77	64	72	54	–	–	–	–	–	–
8532	121	111	125	14	23	23	80	62	89	25	26	13	2	–	–	–	–	–
8533	3	4	2	–	–	1	2	3	1	–	1	–	–	–	–	1	–	–
8541	17	13	10	2	1	2	10	8	8	4	3	–	1	–	–	–	1	–
8542	9	6	5	–	–	1	6	6	3	1	–	1	1	–	–	1	–	–
8550	3	9	14	–	–	2	2	8	9	1	1	3	–	–	–	–	–	–
8591	4	1	–	–	–	–	2	–	–	2	1	–	–	–	–	–	–	–
8592	1	–	–	–	–	–	1	–	–	–	–	–	–	–	–	–	–	–
8593	13	10	9	1	–	–	8	10	5	4	–	4	–	–	–	–	–	–
8599	206	205	190	10	13	21	158	158	144	31	33	24	5	1	–	2	–	1
8610	5.368	5.458	5.705	2.488	2.491	2.642	2.615	2.477	2.577	225	484	484	33	–	1	7	6	1
8621	–	4	3	–	–	–	–	3	3	–	1	–	–	–	–	–	–	–
8622	4	–	1	1	–	–	1	–	1	2	–	–	–	–	–	–	–	–
8630	283	310	313	131	158	147	123	118	138	24	33	28	5	1	–	–	–	–
8640	274	387	362	115	166	141	126	188	191	30	33	30	3	–	–	–	–	–
8650	38	61	78	12	17	29	20	35	38	4	8	11	2	–	–	–	1	–
8660	451	720	994	306	500	714	128	176	240	17	44	40	–	–	–	–	–	–
8690	49	66	51	12	21	12	34	33	32	2	11	7	–	–	–	1	1	–
8711	17	8	13	1	–	–	15	5	9	1	3	4	–	–	–	–	–	–
8712	35	50	59	5	13	9	23	32	38	6	5	12	1	–	–	–	–	–
8720	6	3	3	1	1	–	3	2	3	2	–	–	–	–	–	–	–	–
8730	11	17	15	1	2	1	6	10	10	4	5	4	–	–	–	–	–	–
8800	170	197	179	22	14	20	133	160	149	13	23	10	2	–	–	–	–	–
9001	10	14	9	–	–	1	4	10	2	6	4	6	–	–	–	–	–	–
9003	1	2	4	–	–	–	–	2	3	–	–	1	1	–	–	–	–	–
9101	3	3	1	–	–	–	2	1	1	1	2	–	–	–	–	–	–	–
9102	1	1	–	–	–	–	1	1	–	–	–	–	–	–	–	–	–	–
9103	3	–	1	1	–	–	1	–	1	1	–	–	–	–	–	–	–	–
9200	–	2	–	–	–	–	–	1	–	–	1	–	–	–	–	–	–	–
9311	5	3	1	–	–	1	3	3	–	2	–	–	–	–	–	–	–	–
9312	35	29	42	1	1	–	17	18	26	15	9	14	2	1	1	–	–	1
9313	9	17	19	–	–	–	6	12	16	3	5	3	–	–	–	–	–	–
9319	8	2	2	–	–	–	3	2	2	5	–	–	–	–	–	–	–	–
9321	35	36	53	1	1	–	23	28	47	8	7	6	3	–	–	–	–	–
9329	7	9	5	–	–	–	5	6	2	2	1	3	–	–	–	–	2	–
9411	7	15	13	–	–	2	6	12	9	1	3	2	–	–	–	–	–	–
9412	24	23	27	–	–	–	16	15	20	5	7	4	3	1	3	–	–	–
9420	31	41	29	–	1	–	16	30	22	9	8	6	6	2	1	–	–	–
9430	437	295	241	204	106	54	173	124	139	49	62	46	11	2	1	–	1	1
9491	65	65	89	3	3	3	36	39	41	20	10	25	5	13	20	1	–	–
9492	39	13	13	–	–	–	–	–	–	39	13	13	–	–	–	–	–	–
9493	2	5	2	–	–	–	1	1	1	1	4	1	–	–	–	–	–	–
9499	148	210	269	3	16	16	109	164	212	33	29	39	3	–	–	–	1	2
9511	55	44	35	1	1	2	38	27	20	16	15	13	–	–	–	–	1	–
9512	7	11	14	–	4	–	7	6	9	–	1	5	–	–	–	–	–	–
9521	31	20	20	1	–	1	16	14	14	12	6	5	1	–	–	1	–	–
9529	9	3	10	–	1	–	1	1	5	6	1	4	2	–	–	–	–	1
9601	53	56	48	3	3	5	33	35	28	17	16	15	–	–	–	–	2	–
9602	18	22	29	–	–	–	10	13	16	6	9	12	2	–	1	–	–	–
9603	55	53	87	2	4	3	31	35	61	20	14	23	2	–	–	–	–	–
9609	9	4	5	4	–	–	2	2	2	3	2	3	–	–	–	–	–	–
9700	5	1	–	1	–	–	3	1	–	1	–	–	–	–	–	–	–	–
9900	–	1	–	–	–	–	–	1	–	–	–	–	–	–	–	–	–	–
Ignorado	27.422	16.475	16.307	11	–	5	149	146	155	26.555	14.311	14.087	704	2.014	2.057	3	4	3

Fonte: DATAPREV, CAT, SUB.
Nota: Os dados são preliminares, estando sujeitos a correções.

Capítulo 29 - Brasil e Grandes Regiões

29.4 - Quantidade de acidentes do trabalho liquidados, por consequência, segundo a Classificação Nacional de Atividades Econômicas (CNAE), na Região Sudeste - 2014/2016

(continua)

CNAE	QUANTIDADE DE ACIDENTES DO TRABALHO LIQUIDADOS																	
	Total			Consequência														
				Assistência Médica			Menos de 15 dias			Mais de 15 dias			Incapacidade Permanente			Óbito		
	2014	2015	2016	2014	2015	2016	2014	2015	2016	2014	2015	2016	2014	2015	2016	2014	2015	2016
TOTAL	**392.436**	**342.731**	**318.122**	**61.543**	**57.615**	**55.253**	**200.810**	**202.348**	**179.332**	**121.448**	**75.458**	**77.082**	**7.320**	**6.079**	**5.416**	**1.315**	**1.231**	**1.039**
0111	598	207	159	7	8	7	113	101	93	472	93	55	2	3	3	4	2	1
0112	276	109	66	–	–	–	12	16	6	264	87	57	–	6	2	–	–	1
0113	1.722	1.481	1.391	297	269	240	1.002	942	864	393	260	276	24	–	1	6	10	10
0114	14	8	4	–	–	–	–	–	–	14	8	4	–	–	–	–	–	–
0115	125	98	85	7	4	1	90	84	61	26	8	21	–	–	–	2	2	2
0116	37	29	10	–	–	2	34	27	7	3	1	1	–	–	–	–	1	–
0119	140	108	115	18	2	5	87	87	94	32	17	13	2	–	–	1	2	3
0121	422	190	177	3	6	4	79	67	95	339	115	76	1	–	–	–	2	2
0122	94	76	64	2	3	7	78	66	43	14	6	13	–	–	–	–	1	1
0131	981	976	799	124	208	163	608	616	470	229	146	163	14	3	1	6	3	2
0132	252	293	366	4	8	12	182	228	274	55	48	70	–	4	5	11	5	5
0133	175	184	195	4	8	16	144	147	142	24	24	31	2	2	3	1	3	3
0134	612	423	463	17	18	12	406	324	351	180	76	96	3	3	2	6	2	2
0135	5	18	13	–	–	–	5	3	3	–	–	–	–	15	10	–	–	–
0139	271	130	106	5	5	–	52	56	55	212	68	51	1	–	–	1	1	–
0141	283	424	474	17	25	22	185	314	325	79	69	114	2	14	8	–	2	5
0142	51	46	47	3	3	1	34	34	30	13	8	12	1	–	3	–	1	1
0151	779	571	539	17	13	11	476	447	372	269	103	148	9	5	3	8	3	5
0152	36	38	24	4	1	1	21	26	13	11	9	10	–	2	–	–	–	–
0153	6	3	7	–	–	–	3	2	3	3	–	2	–	1	2	–	–	–
0154	59	85	63	3	4	4	41	64	40	12	14	18	2	–	1	1	3	–
0155	514	386	410	30	15	49	356	299	280	116	71	79	9	–	1	3	1	1
0159	25	12	13	–	1	–	20	8	6	5	3	7	–	–	–	–	–	–
0161	630	684	592	55	122	100	404	428	345	151	115	126	13	10	12	7	9	9
0162	113	139	127	2	3	4	72	87	64	38	32	35	1	13	24	–	4	–
0163	21	21	36	–	–	2	10	13	24	9	8	8	2	–	–	–	–	2
0210	462	405	383	89	81	73	261	238	213	101	83	91	6	–	1	5	3	5
0220	30	29	29	5	2	1	15	21	24	9	6	4	–	–	–	1	–	–
0230	334	236	260	144	91	87	148	105	123	31	34	47	9	2	2	2	4	1
0311	14	4	4	–	–	–	8	3	1	4	1	3	2	–	–	–	–	–
0312	6	4	3	–	–	–	–	–	–	6	4	3	–	–	–	–	–	–
0321	6	2	1	–	–	–	3	2	–	3	–	–	–	–	1	–	–	–
0322	55	30	31	3	2	1	46	23	22	6	4	8	–	1	–	–	–	–
0600	616	553	423	488	413	321	103	124	87	23	15	15	2	–	–	–	1	–
0710	767	563	442	469	352	267	230	149	132	61	50	42	3	–	–	4	12	1
0721	35	11	6	12	2	2	19	7	4	4	–	–	–	1	–	–	1	–
0722	–	–	1	–	–	1	–	–	–	–	–	–	–	–	–	–	–	–
0723	1	1	2	–	1	–	1	–	2	–	–	–	–	–	–	–	–	–
0724	124	130	108	77	78	66	29	30	30	17	21	12	–	–	–	1	1	–
0725	4	3	13	–	2	6	4	1	7	–	–	–	–	–	–	–	–	–
0729	83	69	79	65	51	55	8	15	17	7	3	6	2	–	–	1	–	1
0810	925	813	716	77	83	50	522	534	475	273	177	180	36	5	5	17	14	6
0891	26	31	28	8	12	12	9	14	12	8	5	4	–	–	–	1	–	–
0892	10	9	5	–	–	–	5	4	5	5	5	–	–	–	–	–	–	–
0893	32	20	12	3	–	–	26	17	12	2	3	–	1	–	–	–	–	–
0899	110	116	97	14	4	15	63	83	56	22	28	23	10	1	1	1	–	2
0910	983	777	499	779	532	373	145	186	85	57	50	40	–	–	1	2	9	–
0990	16	12	8	5	3	2	9	4	4	2	5	2	–	–	–	–	–	–
1011	1.704	1.580	1.515	149	162	286	1.214	1.178	968	322	235	256	18	–	2	1	5	3
1012	2.445	2.212	2.166	625	685	839	1.122	1.078	1.005	675	444	312	20	1	2	3	4	8
1013	947	1.033	1.079	119	165	237	602	721	670	209	143	169	15	1	1	2	3	2
1020	128	190	138	21	37	2	83	123	104	22	30	30	2	–	–	–	–	2
1031	158	120	179	11	5	18	91	80	106	52	35	54	4	–	1	–	–	–
1032	80	60	45	3	6	2	59	46	32	17	8	11	–	–	–	1	–	–
1033	369	340	243	112	85	61	202	210	159	48	41	23	4	–	–	3	4	–
1041	82	93	62	19	21	7	40	56	39	22	15	14	1	–	1	–	1	1
1042	67	82	79	19	12	20	44	57	52	3	13	7	–	–	–	1	–	–
1043	39	28	36	24	13	13	14	11	19	1	4	4	–	–	–	–	–	–
1051	137	125	144	10	4	4	79	99	99	46	22	41	2	–	–	–	–	–
1052	764	927	941	135	173	182	438	594	585	179	156	168	10	1	1	2	3	5
1053	144	131	151	15	11	9	81	95	110	42	25	31	4	–	1	2	–	–
1061	49	43	56	2	–	1	21	33	35	21	8	20	4	1	–	1	1	–
1062	277	230	153	20	8	3	202	190	122	46	31	27	5	–	–	4	1	1
1063	20	16	21	–	–	–	5	8	14	13	8	7	2	–	–	–	–	–
1064	28	33	27	–	2	1	16	25	18	11	6	8	–	–	–	1	–	–
1065	62	67	75	10	21	24	35	39	30	15	7	20	2	–	–	–	–	1
1066	564	567	609	43	53	80	369	398	380	135	113	145	13	–	1	4	3	3
1069	194	141	158	25	31	39	126	76	80	40	34	38	3	–	–	–	–	1
1071	4.956	4.005	3.707	1.908	1.765	1.552	2.244	1.796	1.619	706	419	523	85	3	–	13	22	13
1072	31	25	21	2	–	1	25	21	18	4	4	2	–	–	–	–	–	–
1081	150	133	144	12	10	14	99	94	96	33	28	34	4	–	–	2	1	–
1082	39	30	26	1	–	–	31	26	21	7	4	5	–	–	–	–	–	–
1091	1.197	1.228	1.225	81	45	75	737	930	839	354	252	303	22	–	2	3	1	6
1092	393	421	375	65	82	79	235	279	227	87	59	67	3	–	1	3	1	1
1093	557	446	464	98	94	99	354	283	290	97	68	71	8	1	1	–	–	3
1094	483	510	428	61	95	68	286	314	263	127	100	97	9	–	–	–	1	–
1095	126	105	107	7	7	9	85	81	76	31	17	20	3	–	–	–	–	2
1096	55	60	67	4	3	5	30	47	43	21	10	19	–	–	–	–	–	–
1099	1.053	1.006	971	178	152	115	616	679	640	241	171	212	14	1	–	4	3	4
1111	198	108	101	30	10	8	76	64	73	90	33	20	2	–	–	–	1	–
1112	62	29	36	2	2	2	38	24	32	22	3	2	–	–	–	–	–	–
1113	412	335	354	170	119	105	178	181	202	60	35	41	2	–	–	2	–	6

Capítulo 29 - Brasil e Grandes Regiões

29.4 - Quantidade de acidentes do trabalho liquidados, por consequência, segundo a Classificação Nacional de Atividades Econômicas (CNAE), na Região Sudeste -2014/2016

(continuação)

CNAE	QUANTIDADE DE ACIDENTES DO TRABALHO LIQUIDADOS																	
	Total			Consequência														
				Assistência Médica			Menos de 15 dias			Mais de 15 dias			Incapacidade Permanente			Óbito		
	2014	2015	2016	2014	2015	2016	2014	2015	2016	2014	2015	2016	2014	2015	2016	2014	2015	2016
1121	115	128	99	22	13	14	63	82	56	29	33	29	–	–	–	1	–	–
1122	716	534	435	176	122	111	417	333	238	114	76	85	7	–	1	2	3	–
1210	2	–	1	–	–	–	2	–	1	–	–	–	–	–	–	–	–	–
1220	22	33	28	5	15	6	7	13	19	10	5	3	–	–	–	–	–	–
1311	274	216	201	16	15	22	216	176	140	36	25	38	5	–	–	1	–	1
1312	29	26	21	–	–	–	26	22	13	3	4	8	–	–	–	–	–	–
1313	162	126	96	18	17	14	110	89	69	29	20	13	4	–	–	1	–	–
1314	49	34	33	6	2	2	27	24	22	16	8	9	–	–	–	–	–	–
1321	345	327	338	51	48	35	212	240	255	78	36	47	3	–	–	1	3	1
1322	19	18	7	1	–	–	17	18	4	1	–	3	–	–	–	–	–	–
1323	493	327	245	40	28	12	353	260	196	96	38	37	3	–	–	1	1	–
1330	164	105	109	11	7	7	115	85	81	37	12	20	1	1	1	–	–	–
1340	403	285	246	18	22	11	297	221	186	84	42	48	4	–	1	–	–	–
1351	362	347	270	30	35	26	246	244	200	70	67	44	15	1	–	1	–	–
1352	80	44	63	5	4	1	52	28	43	23	12	19	–	–	–	–	–	–
1353	51	60	56	–	4	2	44	54	41	5	2	13	2	–	–	–	–	–
1354	238	189	234	27	16	14	140	126	176	62	44	44	9	–	–	–	3	–
1359	660	531	514	58	47	31	468	386	391	122	96	91	12	–	1	–	2	–
1411	500	506	396	11	13	14	418	451	317	64	42	65	6	–	–	1	–	–
1412	1.316	999	1.021	64	72	66	847	681	689	370	242	261	33	1	2	2	3	3
1413	118	109	66	11	12	9	80	86	42	23	9	15	3	–	–	1	2	–
1414	88	65	43	6	3	4	59	51	28	22	11	10	1	–	1	–	–	–
1421	97	125	115	9	30	23	67	82	81	21	12	11	–	1	–	–	–	–
1422	19	12	18	–	–	1	8	11	10	10	1	7	1	–	–	–	–	–
1510	333	320	367	33	17	69	209	244	225	79	59	73	12	–	–	–	–	–
1521	80	76	49	2	1	–	37	52	32	39	23	17	2	–	–	–	–	–
1529	62	63	105	4	6	6	38	47	78	19	9	21	1	1	–	–	–	–
1531	310	203	266	9	8	11	186	131	145	107	64	110	8	–	–	–	–	–
1532	109	82	70	2	5	8	74	64	40	33	13	22	–	–	–	–	–	–
1533	174	122	110	5	2	4	106	100	71	60	20	35	3	–	–	–	–	–
1539	210	135	129	54	23	19	111	90	91	41	21	19	4	–	–	–	1	–
1540	79	97	97	10	11	7	32	61	60	34	25	30	3	–	–	–	–	–
1610	544	558	467	8	9	15	278	380	308	229	167	140	26	–	2	3	2	2
1621	186	154	114	35	29	46	99	95	57	47	29	10	5	–	–	–	1	1
1622	213	159	105	9	3	2	115	106	63	79	49	39	9	–	1	1	1	–
1623	455	403	312	11	10	13	320	315	234	106	78	65	17	–	–	1	–	–
1629	315	270	266	14	13	21	205	186	161	86	69	83	8	1	1	2	1	–
1710	234	226	196	168	143	152	52	62	29	14	17	13	–	–	–	–	4	2
1721	506	419	418	167	139	132	224	210	214	108	69	72	7	–	–	–	1	–
1722	38	47	41	2	2	4	22	35	29	13	10	8	1	–	–	–	–	–
1731	283	282	240	6	11	17	138	182	158	136	88	64	2	1	–	1	–	1
1732	110	74	93	2	3	3	69	47	61	36	24	29	3	–	–	–	–	–
1733	695	638	586	86	77	92	419	431	353	159	128	140	28	1	–	3	1	1
1741	270	223	161	11	10	6	150	165	103	98	48	51	10	–	–	1	–	1
1742	311	284	242	74	68	54	159	184	140	75	32	48	2	–	–	1	–	–
1749	269	237	212	25	49	23	159	148	138	77	40	50	8	–	–	–	–	1
1811	353	291	229	15	7	15	230	222	165	101	61	49	5	1	–	2	–	–
1812	430	349	286	170	112	115	102	143	125	152	94	46	6	–	–	–	–	–
1813	402	339	321	16	13	8	225	254	241	147	71	71	13	–	1	1	1	–
1821	113	93	98	7	5	6	73	66	67	30	22	25	2	–	–	1	–	–
1822	80	60	61	3	3	4	44	40	34	29	17	23	4	–	–	–	–	–
1830	1	3	4	–	–	–	1	2	2	–	1	2	–	–	–	–	–	–
1910	33	16	19	3	2	7	–	1	–	28	13	12	2	–	–	–	–	–
1921	740	666	557	470	422	318	221	213	209	42	30	28	3	–	–	4	1	2
1922	147	126	103	36	45	26	85	67	68	25	13	8	1	–	–	–	1	1
1931	2.556	2.362	2.081	722	666	635	1.465	1.412	1.103	332	273	333	27	–	1	10	11	9
1932	12	14	10	1	1	2	4	6	8	7	7	–	–	–	–	–	–	–
2011	18	14	15	11	10	9	6	4	5	1	–	1	–	–	–	–	–	–
2012	33	41	37	7	9	10	19	22	21	7	9	6	–	–	–	–	1	–
2013	430	436	352	80	138	98	277	248	202	64	49	50	8	–	–	1	1	2
2014	43	36	50	5	9	10	25	24	38	11	3	2	–	–	–	2	–	–
2019	165	164	138	46	48	38	90	106	72	27	9	27	2	–	–	–	1	1
2021	90	52	28	49	28	14	22	19	12	17	5	2	2	–	–	–	–	–
2022	26	14	26	11	1	12	7	8	10	7	5	4	1	–	–	–	–	–
2029	270	289	243	126	120	119	113	138	107	25	27	17	4	1	–	2	3	–
2031	112	102	70	21	26	15	61	53	36	29	23	18	1	–	–	–	–	1
2032	55	54	43	5	8	5	40	40	34	10	6	4	–	–	–	–	–	–
2033	7	25	6	–	11	1	5	14	5	2	–	–	–	–	–	–	–	–
2040	170	135	104	61	42	34	63	70	58	43	23	12	2	–	–	1	–	–
2051	66	47	72	28	11	28	31	30	40	7	5	4	–	–	–	–	1	–
2052	29	36	35	15	20	13	6	12	21	8	3	1	–	–	–	–	1	–
2061	260	190	196	31	37	43	177	128	115	45	24	38	5	–	–	2	1	–
2062	300	268	249	25	30	44	218	207	166	53	31	39	3	–	–	1	–	–
2063	701	641	590	100	84	96	480	484	392	102	73	101	17	–	1	2	–	–
2071	331	296	262	55	47	43	218	215	170	49	34	47	9	–	–	–	–	2
2072	20	22	18	1	1	1	11	18	15	7	2	2	1	–	–	–	1	–
2073	63	33	41	13	–	3	38	28	30	12	4	8	–	1	–	–	–	–
2091	130	109	76	10	2	6	72	77	55	46	30	15	2	–	–	–	–	–
2092	113	102	103	47	50	51	49	42	35	9	8	12	3	–	1	5	2	4
2093	157	139	141	26	13	17	108	111	110	22	15	14	1	–	–	–	–	–
2094	4	7	10	3	2	3	1	1	6	–	4	1	–	–	–	–	–	–
2099	601	557	494	139	123	90	366	356	339	83	75	63	11	–	–	2	3	2
2110	84	84	91	6	10	11	66	60	74	12	13	6	–	–	–	–	1	–
2121	889	946	885	195	213	208	562	643	565	122	89	110	7	–	–	3	1	2

Capítulo 29 - Brasil e Grandes Regiões

29.4 - Quantidade de acidentes do trabalho liquidados, por consequência, segundo a Classificação Nacional de Atividades Econômicas (CNAE), na Região Sudeste -2014/2016

(continuação)

CNAE	QUANTIDADE DE ACIDENTES DO TRABALHO LIQUIDADOS																	
	Total			Consequência														
				Assistência Médica			Menos de 15 dias			Mais de 15 dias			Incapacidade Permanente			Óbito		
	2014	2015	2016	2014	2015	2016	2014	2015	2016	2014	2015	2016	2014	2015	2016	2014	2015	2016
2122	159	111	124	21	29	30	112	74	80	25	8	14	1	–	–	–	–	–
2123	10	11	11	2	1	–	7	10	8	1	–	3	–	–	–	–	–	–
2211	720	506	377	376	239	182	235	224	131	96	41	63	12	–	–	1	2	1
2212	195	174	167	8	14	13	130	126	121	53	33	31	2	1	–	2	–	2
2219	1.062	749	649	106	74	76	526	488	382	396	183	189	32	3	2	2	1	–
2221	409	375	305	81	108	66	243	223	191	77	43	48	7	–	–	1	1	–
2222	2.048	1.845	1.754	137	150	139	1.327	1.374	1.254	549	315	357	33	–	–	2	6	4
2223	341	299	226	142	136	99	156	141	102	38	21	24	3	–	–	2	1	1
2229	3.336	2.466	2.114	516	333	224	2.130	1.775	1.475	630	350	405	53	4	2	7	4	8
2311	592	516	442	55	68	64	427	374	316	106	73	62	3	–	–	1	1	–
2312	196	144	192	74	34	29	88	80	127	29	29	33	5	–	–	–	1	3
2319	263	309	231	33	49	31	169	225	159	56	35	41	4	–	–	1	–	–
2320	282	190	248	131	91	121	101	75	98	43	24	28	6	–	–	1	–	1
2330	1.355	1.095	976	98	95	118	796	744	573	408	245	278	47	2	2	6	9	5
2341	154	107	75	70	46	20	55	50	42	25	10	12	4	1	–	–	–	1
2342	1.221	1.106	976	31	37	71	753	743	566	386	314	332	47	4	3	4	8	4
2349	223	209	209	52	47	56	117	126	101	45	36	49	8	–	–	1	–	3
2391	786	741	688	36	27	21	477	565	492	254	141	166	14	2	1	5	6	8
2392	152	138	96	45	40	36	74	81	45	26	16	15	5	1	–	2	–	–
2399	518	449	377	67	72	58	337	301	247	100	75	69	10	–	1	4	1	2
2411	311	197	259	56	44	73	172	125	140	79	28	45	3	–	–	1	–	1
2412	192	94	123	49	27	28	99	50	66	40	16	29	3	–	–	1	1	–
2421	87	45	49	39	18	26	31	18	10	15	9	12	1	–	–	1	–	1
2422	501	482	410	233	254	199	189	183	160	69	42	43	8	–	–	2	3	8
2423	748	571	464	423	300	253	235	207	152	69	62	52	20	–	–	1	2	7
2424	511	352	267	121	72	48	290	244	164	88	35	55	11	–	–	1	1	–
2431	336	238	151	69	64	34	204	145	73	54	28	44	9	–	–	–	1	–
2439	93	67	35	35	19	10	36	36	18	19	12	7	3	–	–	–	–	–
2441	334	275	248	42	53	34	201	177	156	80	45	56	11	–	–	–	–	2
2442	9	7	8	1	1	1	3	2	5	5	4	2	–	–	–	–	–	–
2443	125	136	135	19	3	17	60	100	77	36	33	41	9	–	–	1	–	–
2449	183	160	139	30	25	28	102	106	91	41	29	19	10	–	–	–	–	1
2451	1.449	1.008	795	379	259	150	793	632	522	260	112	118	17	–	–	–	5	5
2452	378	286	280	34	35	28	231	182	160	105	69	89	8	–	2	–	–	1
2511	1.373	971	775	155	79	59	799	666	489	388	221	221	22	1	1	9	4	5
2512	871	698	595	43	41	22	582	516	419	228	138	152	14	–	2	4	3	–
2513	516	327	218	57	22	19	342	260	144	103	44	55	12	–	–	2	1	–
2521	266	188	145	13	9	5	189	151	109	57	28	31	7	–	–	–	–	–
2522	147	78	78	6	6	14	59	36	40	75	36	23	6	–	–	1	–	1
2531	150	89	74	13	9	6	92	65	53	41	15	13	4	–	–	–	–	2
2532	774	564	451	32	39	25	514	403	313	213	119	112	12	2	–	3	1	1
2539	1.125	864	691	81	61	46	726	664	487	290	135	154	25	1	2	3	3	2
2541	17	8	12	2	–	–	10	8	11	3	–	1	2	–	–	–	–	–
2542	602	527	418	28	20	14	372	409	293	186	92	111	14	2	–	2	4	–
2543	249	192	192	20	23	14	166	145	139	58	24	39	5	–	–	–	–	–
2550	143	175	172	45	58	45	85	93	99	12	24	28	1	–	–	–	–	–
2591	401	369	327	46	45	55	243	259	219	103	64	52	9	1	–	–	–	1
2592	567	440	384	61	67	39	350	291	269	145	82	75	11	–	1	–	–	–
2593	351	288	247	29	30	19	214	209	166	98	49	62	9	–	–	1	–	–
2599	2.274	1.857	1.588	215	148	111	1.545	1.417	1.180	474	289	296	36	2	–	4	1	1
2610	219	189	125	37	22	11	141	140	96	36	27	17	5	–	–	–	–	1
2621	99	79	104	12	10	22	73	58	68	12	11	14	2	–	–	–	–	–
2622	268	253	173	59	66	86	181	162	73	27	25	14	1	–	–	–	–	–
2631	78	60	48	13	11	8	46	39	32	14	7	8	5	–	–	–	3	–
2632	103	74	62	37	25	17	56	48	42	8	1	3	2	–	–	–	–	–
2640	45	44	38	1	4	4	29	33	26	14	7	7	1	–	–	–	–	1
2651	267	191	129	51	35	21	188	138	94	26	17	14	1	–	–	1	1	–
2652	5	1	2	–	–	–	4	1	2	1	–	–	–	–	–	–	–	–
2660	75	58	59	15	4	9	47	51	45	13	3	5	–	–	–	–	–	–
2670	7	13	3	1	1	–	3	10	3	2	2	–	1	–	–	–	–	–
2680	1	–	–	–	–	–	1	–	–	–	–	–	–	–	–	–	–	–
2710	534	390	300	125	98	53	335	252	180	68	38	67	5	–	–	1	2	–
2721	37	36	32	2	1	2	25	15	16	7	20	14	3	–	–	–	–	–
2722	96	47	67	3	–	8	50	30	35	39	16	23	4	1	1	–	–	–
2731	340	327	184	24	70	27	253	220	125	57	36	31	5	–	–	1	1	1
2732	142	115	118	17	17	17	84	79	70	39	19	31	1	–	–	1	–	–
2733	530	480	455	118	69	64	306	313	270	95	98	121	10	–	–	1	–	–
2740	221	148	102	8	4	5	147	110	66	57	32	31	9	1	–	–	1	–
2751	576	477	246	58	62	23	381	343	185	131	71	38	6	–	–	–	1	–
2759	186	155	151	12	14	15	127	106	92	43	35	44	4	–	–	–	–	–
2790	340	284	230	37	30	19	226	198	171	71	55	40	5	–	–	1	1	–
2811	273	168	136	70	43	67	133	102	51	63	23	18	7	–	–	–	–	–
2812	319	216	199	25	27	14	224	163	146	65	26	38	4	–	–	1	–	1
2813	273	232	195	18	25	10	176	164	130	70	43	55	8	–	–	1	–	–
2814	66	52	59	–	2	–	46	40	37	19	10	22	1	–	–	–	–	–
2815	210	208	227	17	28	29	149	143	154	41	37	44	3	–	–	–	–	–
2821	189	149	106	5	9	5	139	111	83	42	28	18	3	–	–	–	1	–
2822	523	367	251	29	30	15	361	280	185	121	55	51	9	–	–	3	2	–
2823	294	248	198	18	19	14	214	185	150	57	44	34	5	–	–	–	–	–
2824	38	15	22	3	1	4	28	9	16	6	5	2	1	–	–	–	–	–
2825	53	37	47	6	15	16	41	20	29	4	2	2	1	–	–	1	–	–
2829	1.258	1.050	703	150	141	94	862	759	471	218	147	135	24	–	–	4	3	3
2831	89	84	59	5	7	14	60	65	36	23	12	9	–	–	–	1	–	–
2832	57	43	34	–	1	4	47	33	24	10	9	6	–	–	–	–	–	–

Capítulo 29 - Brasil e Grandes Regiões

29.4 - Quantidade de acidentes do trabalho liquidados, por consequência, segundo a Classificação Nacional de Atividades Econômicas (CNAE), na Região Sudeste - 2014/2016

(continuação)

CNAE	QUANTIDADE DE ACIDENTES DO TRABALHO LIQUIDADOS																	
	Total			Consequência														
				Assistência Médica			Menos de 15 dias			Mais de 15 dias			Incapacidade Permanente			Óbito		
	2014	2015	2016	2014	2015	2016	2014	2015	2016	2014	2015	2016	2014	2015	2016	2014	2015	2016
2833	1.264	1.154	1.056	52	67	89	871	893	744	328	193	220	11	–	–	2	1	3
2840	369	288	213	42	38	32	254	219	154	65	30	27	7	–	–	1	1	–
2851	116	84	72	69	35	32	34	42	38	12	7	2	1	–	–	–	–	–
2852	210	163	98	29	40	14	152	108	67	25	15	16	4	–	–	–	–	1
2853	155	80	35	64	32	13	71	42	20	16	6	2	4	–	–	–	–	–
2854	242	155	138	96	33	45	110	106	70	34	15	23	2	–	–	–	1	–
2861	166	115	91	20	11	5	99	90	74	41	14	12	4	–	–	2	–	–
2862	357	262	280	24	14	21	263	210	198	66	37	61	4	–	–	–	1	–
2863	17	27	15	2	–	2	8	24	13	6	3	–	1	–	–	–	–	–
2864	21	18	15	1	1	2	14	16	12	5	1	1	1	–	–	–	–	–
2865	28	21	16	8	2	5	16	17	8	4	1	3	–	–	–	–	1	–
2866	40	24	20	1	1	2	29	19	12	9	4	6	1	–	–	–	–	–
2869	911	682	545	74	44	46	650	544	387	176	93	109	10	–	2	1	1	1
2910	2.530	1.490	1.226	1.124	624	550	1.074	749	577	210	110	99	119	1	–	3	6	–
2920	615	460	450	223	148	132	265	230	210	90	82	108	35	–	–	2	–	–
2930	1.572	974	781	231	163	128	1.112	708	541	209	102	109	19	–	1	1	1	2
2941	765	666	489	123	106	104	486	465	306	121	94	78	35	1	–	–	–	1
2942	270	278	164	61	99	60	169	157	82	38	22	22	2	–	–	–	–	–
2943	274	232	128	53	48	20	163	141	85	51	42	23	7	–	–	–	1	–
2944	454	301	242	156	90	62	199	160	129	79	51	51	18	–	–	2	–	–
2945	318	273	222	31	22	21	209	174	155	67	77	46	11	–	–	–	–	–
2949	4.217	3.324	2.767	700	539	529	2.701	2.291	1.789	703	490	438	104	1	–	9	3	11
2950	71	51	67	4	2	1	44	37	50	22	12	16	1	–	–	–	–	–
3011	1.135	802	291	563	371	128	332	329	107	194	101	55	44	–	–	2	1	1
3012	12	16	16	2	–	–	6	8	14	4	7	2	–	–	–	–	1	–
3031	252	165	141	72	46	42	149	88	68	27	30	31	4	–	–	–	1	–
3032	68	85	40	8	6	1	50	61	22	9	18	16	1	–	–	–	–	1
3041	365	327	262	218	219	150	122	96	95	18	12	17	7	–	–	–	–	–
3042	66	60	65	30	14	16	33	40	42	2	6	7	1	–	–	–	–	–
3091	28	21	25	3	2	–	16	16	20	9	3	5	–	–	–	–	–	–
3092	97	86	68	16	6	14	55	59	39	22	21	15	4	–	–	–	–	–
3099	67	34	35	9	1	–	40	29	28	17	4	7	1	–	–	–	–	–
3101	2.180	1.836	1.539	107	84	78	1.334	1.320	1.032	658	426	423	75	6	5	6	–	1
3102	657	427	342	148	29	28	386	295	247	107	100	66	13	2	–	3	1	1
3103	65	36	46	5	–	2	40	22	28	20	14	16	–	–	–	–	–	–
3104	280	226	209	16	21	21	195	166	138	63	39	50	5	–	–	1	–	–
3211	50	57	44	4	4	1	30	44	37	14	9	6	2	–	–	–	–	–
3212	69	50	61	7	6	7	39	33	40	21	10	14	1	1	–	1	–	–
3220	47	35	28	5	6	4	32	25	19	9	4	4	1	–	1	–	–	–
3230	115	99	51	2	3	1	36	25	17	77	71	33	–	–	–	–	–	–
3240	199	194	163	11	6	13	149	156	110	34	31	40	5	–	–	–	1	–
3250	689	611	505	74	55	51	484	469	374	116	83	79	6	2	–	9	2	1
3291	154	92	62	5	4	1	21	40	41	127	48	20	1	–	–	–	–	–
3292	146	106	92	6	3	3	116	86	74	23	16	15	–	–	–	1	1	–
3299	406	358	333	25	22	55	273	281	216	98	53	62	9	1	–	1	1	–
3311	82	55	55	8	1	4	43	41	40	26	13	11	4	–	–	1	–	–
3312	33	77	58	7	9	7	19	60	48	6	6	3	1	–	–	–	2	–
3313	122	118	123	10	4	13	86	91	86	26	20	24	–	–	–	–	3	–
3314	898	789	701	262	187	153	452	466	397	160	131	150	22	2	1	2	3	–
3315	48	36	38	5	7	6	34	22	29	7	7	3	1	–	–	1	–	–
3316	212	199	182	44	42	38	144	145	136	19	10	8	3	–	–	2	2	–
3317	167	97	72	57	14	10	77	67	45	29	16	17	3	–	–	1	–	–
3319	64	102	72	6	20	10	40	67	42	16	15	18	2	–	–	–	–	2
3321	183	170	118	31	34	13	91	110	78	51	23	27	10	1	–	–	2	–
3329	130	116	98	7	3	8	69	81	61	48	31	29	4	–	–	2	1	–
3511	355	302	216	75	85	59	130	124	114	139	91	39	9	–	–	2	2	4
3512	98	95	103	48	41	39	39	42	53	11	11	11	–	–	–	–	1	–
3513	34	18	32	11	5	4	19	12	27	3	1	1	–	–	–	1	–	–
3514	573	595	560	179	206	210	320	342	307	67	43	41	5	–	–	2	4	2
3520	25	21	25	12	9	6	11	10	17	2	2	2	–	–	–	–	–	–
3530	6	11	5	2	2	–	4	7	4	–	2	1	–	–	–	–	–	–
3600	1.441	1.292	1.368	199	225	280	1.037	950	941	174	113	142	19	–	–	12	4	5
3701	67	68	93	15	13	13	43	50	68	8	5	11	–	–	–	1	–	1
3702	177	195	129	16	12	11	142	170	91	16	13	27	3	–	–	–	–	–
3811	3.273	3.105	3.036	456	517	452	2.306	2.259	2.201	454	323	376	42	–	1	15	6	6
3812	76	52	52	31	16	16	35	30	26	8	6	10	2	–	–	–	–	–
3821	1.169	665	482	115	83	74	882	494	344	155	87	62	16	–	–	1	1	2
3822	206	226	224	50	93	83	134	119	126	20	14	15	–	–	–	2	–	–
3831	119	108	78	19	14	18	69	71	36	26	23	24	5	–	–	–	–	–
3832	119	126	149	7	7	12	69	89	102	41	29	35	2	–	–	–	1	–
3839	178	182	140	4	6	11	120	138	90	48	36	37	5	–	1	1	2	1
3900	34	30	25	19	16	12	14	13	12	1	1	1	–	–	–	–	–	–
4110	2.333	2.514	2.183	136	144	116	1.633	1.987	1.669	523	372	381	28	2	1	13	9	16
4120	7.542	6.423	4.845	669	536	369	4.676	4.594	3.243	1.904	1.227	1.192	240	24	12	53	42	29
4211	2.728	1.991	1.662	447	295	218	1.651	1.410	1.130	536	272	303	65	2	2	29	12	9
4212	939	943	536	291	276	152	434	529	289	181	130	93	25	–	–	8	8	2
4213	542	488	496	42	35	47	335	354	323	147	96	122	10	–	–	8	3	4
4221	3.205	2.708	2.072	287	367	339	1.161	1.261	1.005	1.717	1.068	716	31	–	–	9	12	12
4222	317	317	463	16	40	71	211	205	303	78	69	81	11	–	2	1	3	6
4223	102	61	31	34	20	15	34	18	8	31	20	6	1	–	–	2	3	2
4291	130	90	31	45	18	4	64	57	19	16	14	8	4	–	–	1	1	–
4292	1.534	939	586	948	476	190	361	328	231	189	129	157	31	–	1	5	6	7
4299	1.816	1.373	947	357	247	136	1.028	870	578	376	246	222	45	1	2	10	9	9
4311	46	42	26	5	2	–	26	24	13	13	13	11	2	2	–	–	1	2

Capítulo 29 - Brasil e Grandes Regiões

29.4 - Quantidade de acidentes do trabalho liquidados, por consequência, segundo a Classificação Nacional de Atividades Econômicas (CNAE), na Região Sudeste - 2014/2016

(continuação)

CNAE	QUANTIDADE DE ACIDENTES DO TRABALHO LIQUIDADOS																	
	Total			Consequência														
				Assistência Médica			Menos de 15 dias			Mais de 15 dias			Incapacidade Permanente			Óbito		
	2014	2015	2016	2014	2015	2016	2014	2015	2016	2014	2015	2016	2014	2015	2016	2014	2015	2016
4312	82	79	59	21	14	10	39	50	40	20	15	9	1	–	–	1	–	–
4313	604	610	499	72	87	68	320	406	316	184	111	108	19	–	2	9	6	5
4319	27	33	8	5	4	–	14	16	6	7	12	2	–	–	–	1	1	–
4321	996	1.019	912	116	137	132	586	696	582	263	175	190	23	–	4	8	11	4
4322	633	498	490	48	48	39	400	354	332	171	94	119	13	–	–	1	2	–
4329	584	605	536	138	154	123	302	353	283	127	94	125	14	–	2	3	4	3
4330	1.261	887	729	81	54	39	717	622	472	390	203	210	60	2	1	13	6	7
4391	471	358	242	62	44	31	274	262	150	120	51	59	12	1	1	3	–	1
4399	1.438	1.151	1.032	141	115	87	805	793	661	441	232	272	41	1	2	10	10	10
4511	1.275	1.056	936	84	64	67	842	822	699	318	164	166	28	2	2	3	4	2
4512	180	109	67	2	1	–	17	8	18	161	100	49	–	–	–	–	–	–
4520	1.062	891	913	49	42	43	594	613	603	377	226	264	36	–	1	6	10	2
4530	2.451	2.182	2.112	114	95	94	1.431	1.537	1.384	842	536	615	56	3	4	8	11	15
4541	398	315	266	25	19	21	180	193	156	181	98	89	12	–	–	–	5	–
4542	10	6	3	–	–	1	3	3	2	7	3	–	–	–	–	–	–	–
4543	36	16	25	1	–	–	10	6	15	24	10	10	1	–	–	–	–	–
4611	6	13	23	–	–	2	5	8	13	1	5	7	–	–	–	–	–	1
4612	2	2	–	–	1	–	2	1	–	–	–	–	–	–	–	–	–	–
4613	6	9	4	1	–	–	2	7	2	3	2	2	–	–	–	–	–	–
4614	9	3	12	–	–	–	5	3	9	2	–	3	1	–	–	1	–	–
4615	4	–	1	1	–	–	2	–	1	1	–	–	–	–	–	–	–	–
4616	14	4	4	–	–	1	13	3	2	1	1	–	–	–	–	–	–	1
4617	31	32	30	1	2	4	19	21	15	11	9	11	–	–	–	–	–	–
4618	10	10	13	–	1	1	6	7	7	4	2	5	–	–	–	–	–	–
4619	21	29	29	–	–	–	13	22	18	6	7	11	2	–	–	–	–	–
4621	221	181	192	16	4	7	162	141	146	37	36	38	5	–	–	1	–	1
4622	29	32	35	5	3	2	17	24	20	7	5	13	–	–	–	–	–	–
4623	144	190	162	5	13	12	81	128	108	49	40	42	6	–	–	3	9	–
4631	128	136	137	3	6	9	89	102	92	35	28	35	1	–	–	–	–	1
4632	110	97	105	2	4	2	65	65	68	40	28	35	2	–	–	1	–	–
4633	344	392	396	12	15	16	202	280	273	113	90	103	13	1	–	4	6	4
4634	326	267	258	24	20	16	211	199	179	79	47	61	7	–	–	5	1	2
4635	1.344	1.295	1.252	274	226	215	793	863	768	258	199	263	15	2	2	4	5	4
4636	43	46	62	7	7	8	21	28	29	13	9	25	2	–	–	–	2	–
4637	326	320	328	9	16	13	209	241	235	100	60	78	7	–	–	1	3	2
4639	896	887	890	58	42	57	604	684	644	213	153	183	15	2	2	6	6	4
4641	95	79	61	12	9	5	58	52	37	22	18	19	2	–	–	1	–	–
4642	99	92	73	4	8	2	68	71	50	25	13	21	2	–	–	–	–	–
4643	35	21	20	–	1	1	26	16	16	8	4	3	1	–	–	–	–	–
4644	219	243	270	31	24	22	147	180	203	36	38	44	3	–	–	2	1	1
4645	158	170	161	24	24	21	95	122	112	36	23	28	2	–	–	1	1	–
4646	243	299	286	34	41	37	143	204	196	62	52	53	3	1	–	1	1	–
4647	192	163	146	6	10	5	144	116	103	41	37	37	1	–	–	–	–	1
4649	367	436	333	22	40	19	241	320	247	98	76	67	6	–	–	–	–	–
4651	86	76	98	14	10	11	50	48	73	20	18	13	2	–	–	–	–	1
4652	46	31	40	5	2	2	23	26	30	17	3	8	1	–	–	–	–	–
4661	204	210	188	35	14	16	121	161	134	43	35	36	5	–	–	–	–	2
4662	102	93	78	17	14	17	64	66	45	18	13	15	2	–	–	1	–	1
4663	269	223	176	26	25	23	163	164	112	73	31	40	3	–	–	4	3	1
4664	47	22	33	6	2	3	26	16	28	14	4	2	–	–	–	1	–	–
4665	36	34	39	2	4	3	21	26	21	12	4	14	1	–	–	–	–	1
4669	265	234	193	21	21	21	184	179	133	54	31	39	3	1	–	3	2	–
4671	148	103	100	10	3	5	77	76	61	56	23	32	4	–	1	1	1	1
4672	256	222	214	7	20	16	181	164	144	67	36	54	1	–	–	–	2	–
4673	72	80	67	5	8	1	49	52	47	17	20	18	1	–	–	–	–	1
4674	71	65	60	9	3	2	46	48	50	15	14	7	1	–	–	–	–	1
4679	447	457	333	36	30	27	298	344	253	99	79	53	10	–	–	4	4	–
4681	182	155	147	36	30	31	103	99	94	36	23	22	5	–	–	2	3	–
4682	389	406	300	53	58	41	243	301	209	78	46	50	13	–	–	2	1	–
4683	138	128	163	15	14	22	91	101	112	30	11	28	1	1	1	1	1	–
4684	123	115	99	9	21	26	84	76	63	29	16	10	1	–	–	–	2	–
4685	344	289	263	21	22	20	229	225	196	91	42	45	2	–	–	1	–	2
4686	236	219	193	11	9	6	160	171	140	63	39	45	2	–	1	–	–	1
4687	770	678	612	39	35	36	460	492	414	229	150	158	38	1	2	4	–	2
4689	369	269	281	30	12	34	215	191	181	106	64	64	14	1	1	4	1	1
4691	343	386	441	16	19	24	240	303	346	81	61	70	6	–	–	–	3	1
4692	26	32	40	5	4	2	16	22	28	4	6	9	1	–	–	–	–	1
4693	591	594	463	31	22	17	429	479	352	119	90	94	10	2	–	2	1	–
4711	11.942	11.769	12.236	407	491	509	9.219	9.214	9.535	2.207	2.040	2.175	84	5	4	25	19	13
4712	920	912	947	43	30	38	561	664	666	289	212	235	23	–	4	4	6	4
4713	783	813	651	35	46	32	571	640	487	157	123	129	19	2	–	1	2	3
4721	1.011	874	914	34	26	32	579	615	596	369	230	281	28	1	1	1	2	4
4722	626	594	721	18	14	6	393	450	552	201	128	162	11	1	–	3	1	1
4723	201	204	213	4	16	10	95	119	131	92	67	71	9	–	1	1	2	–
4724	365	361	332	10	20	11	268	290	251	79	51	69	7	–	–	1	–	1
4729	606	634	575	52	73	42	360	440	416	179	118	115	12	–	–	3	3	2
4731	1.118	1.079	1.081	44	52	57	630	746	749	409	269	262	23	2	4	12	10	9
4732	26	27	39	2	2	3	15	20	24	9	5	12	–	–	–	–	–	–
4741	184	149	127	10	5	9	87	87	75	80	55	42	6	1	–	1	1	1
4742	290	244	214	19	13	12	176	167	133	85	64	68	8	–	–	2	–	1
4743	432	327	310	21	14	13	261	250	213	136	62	83	11	–	1	3	1	–
4744	4.030	3.366	3.162	167	117	125	2.271	2.419	2.058	1.432	803	951	133	7	9	27	20	19
4751	413	394	383	36	33	21	251	286	282	120	73	77	6	–	1	–	2	2
4752	223	191	175	15	9	11	125	145	110	80	35	54	2	1	–	1	1	–

Capítulo 29 - Brasil e Grandes Regiões

29.4 - Quantidade de acidentes do trabalho liquidados, por consequência, segundo a Classificação Nacional de Atividades Econômicas (CNAE), na Região Sudeste - 2014/2016

(continuação)

CNAE	QUANTIDADE DE ACIDENTES DO TRABALHO LIQUIDADOS																	
	Total			Consequência														
				Assistência Médica			Menos de 15 dias			Mais de 15 dias			Incapacidade Permanente			Óbito		
	2014	2015	2016	2014	2015	2016	2014	2015	2016	2014	2015	2016	2014	2015	2016	2014	2015	2016
4753	1.439	1.151	882	58	44	28	902	820	627	453	281	223	22	–	1	4	6	3
4754	759	651	586	42	44	32	417	446	382	267	155	167	28	3	2	5	3	3
4755	241	195	166	12	7	4	154	141	103	67	46	58	6	–	–	2	1	1
4756	17	10	11	2	–	–	6	7	6	7	3	4	1	–	1	1	–	–
4757	133	99	112	7	5	3	74	69	76	48	24	33	2	–	–	2	1	–
4759	261	300	268	14	17	10	132	202	178	111	80	79	3	–	–	1	1	1
4761	291	250	272	8	17	13	171	175	177	106	58	81	6	–	1	–	–	–
4762	7	3	5	1	–	–	2	3	3	4	–	2	–	–	–	–	–	–
4763	247	244	234	7	11	7	158	189	165	81	44	61	1	–	–	–	–	1
4771	1.421	1.345	1.391	179	146	239	835	924	862	396	268	283	11	–	2	–	7	5
4772	181	213	230	12	32	18	114	137	164	53	44	48	2	–	–	–	–	–
4773	50	33	47	1	3	4	31	23	30	17	7	13	1	–	–	–	–	–
4774	101	84	80	5	3	3	63	69	53	31	10	24	2	–	–	–	2	–
4781	1.547	1.431	1.328	110	82	76	977	1.063	954	438	278	292	16	–	–	6	8	6
4782	516	533	486	38	41	25	338	392	358	133	100	100	5	–	1	2	–	2
4783	64	59	41	1	3	2	34	45	27	27	11	12	2	–	–	–	–	–
4784	355	339	320	37	25	28	140	216	183	157	96	104	18	–	2	3	2	3
4785	42	40	31	1	3	2	21	30	17	20	7	12	–	–	–	–	–	–
4789	1.997	1.688	1.587	106	92	73	1.167	1.215	1.118	656	369	384	57	3	5	11	9	7
4911	302	275	247	163	135	140	99	117	79	30	23	27	8	–	–	2	–	1
4912	1.104	1.119	1.159	115	73	70	907	989	996	75	54	91	2	–	–	5	3	2
4921	2.764	2.570	2.456	111	87	76	1.584	1.670	1.481	906	771	863	144	17	9	19	25	27
4922	758	735	643	25	24	31	470	515	371	208	181	229	48	2	4	7	13	8
4923	60	62	32	1	11	2	26	35	17	30	16	10	2	–	–	1	–	3
4924	33	23	23	–	1	2	18	17	14	14	5	7	1	–	–	–	–	–
4929	387	365	356	43	60	25	197	202	210	118	96	113	19	1	1	10	6	7
4930	8.346	7.525	7.086	723	642	673	4.699	4.986	4.388	2.509	1.722	1.881	271	12	20	144	163	124
4940	189	152	112	129	95	72	39	42	33	21	13	7	–	–	–	–	2	–
4950	2	2	1	–	–	–	1	2	1	1	–	–	–	–	–	–	–	–
5011	71	60	56	14	17	10	40	41	34	11	2	12	6	–	–	–	–	–
5012	21	13	29	2	2	3	14	9	18	2	2	8	2	–	–	1	–	–
5021	23	19	4	3	5	–	13	11	4	4	3	–	3	–	–	–	–	–
5022	2	–	–	–	–	–	1	–	–	1	–	–	–	–	–	–	–	–
5030	482	411	299	260	236	159	142	131	106	68	44	32	10	–	–	2	–	2
5091	38	33	9	1	2	3	30	28	6	6	3	–	1	–	–	–	–	–
5111	777	643	484	39	26	80	502	464	344	235	153	60	1	–	–	–	–	–
5112	79	63	41	11	5	7	32	25	28	35	32	5	1	–	–	–	1	1
5120	34	12	16	1	1	3	14	7	10	19	3	3	–	1	–	–	–	–
5211	1.014	1.041	955	78	150	155	636	680	627	266	200	168	21	–	–	13	11	5
5212	675	540	402	98	64	74	235	264	205	322	212	117	18	–	3	2	–	3
5221	399	431	442	34	41	31	292	305	342	65	79	66	7	–	–	1	6	3
5222	154	150	142	5	5	9	128	130	114	20	15	18	1	–	–	–	–	1
5223	326	339	434	10	16	20	173	241	291	132	77	118	8	1	1	3	4	4
5229	300	295	319	41	46	34	165	185	207	81	59	73	9	1	2	4	4	3
5231	513	541	491	134	155	132	273	321	269	87	63	90	15	–	–	4	2	–
5232	118	58	48	28	15	8	54	26	28	34	17	12	2	–	–	–	–	–
5239	55	41	36	6	7	2	38	27	27	10	6	7	1	–	–	–	1	–
5240	592	550	514	56	78	83	459	405	378	73	64	53	4	1	–	–	2	–
5250	594	485	386	103	65	51	378	338	266	103	81	65	8	1	–	2	–	4
5310	8.693	8.806	8.063	1.210	1.477	2.791	6.892	7.009	4.871	561	318	399	25	–	–	5	2	2
5320	799	606	592	13	22	11	382	387	365	372	193	212	24	1	1	8	3	3
5510	1.275	1.366	1.414	78	95	135	830	1.024	1.000	345	235	273	18	4	2	4	8	4
5590	48	40	48	3	2	2	20	24	34	23	14	12	2	–	–	–	–	–
5611	6.042	6.029	6.145	277	258	252	3.973	4.692	4.634	1.669	1.061	1.232	107	5	4	16	13	23
5612	27	34	26	1	4	–	22	18	19	4	12	7	–	–	–	–	–	–
5620	3.347	2.803	2.757	742	494	502	2.074	1.855	1.753	480	446	498	47	4	3	4	4	1
5811	70	48	55	2	3	7	50	38	39	17	7	9	1	–	–	–	–	–
5812	33	37	28	3	3	2	20	26	19	8	7	7	2	–	–	–	1	–
5813	10	11	5	–	–	–	4	9	4	5	2	1	1	–	–	–	–	–
5819	11	5	6	–	1	–	4	3	4	6	1	2	1	–	–	–	–	–
5821	129	85	74	14	8	4	93	64	60	18	13	10	4	–	–	–	–	–
5822	120	136	104	7	5	3	77	109	78	34	22	23	1	–	–	1	–	–
5823	29	28	15	3	3	–	18	20	13	8	5	2	–	–	–	–	–	–
5829	144	108	100	6	3	1	87	75	70	46	30	29	5	–	–	–	–	–
5911	28	24	28	–	3	2	14	15	18	14	6	7	–	–	–	–	–	1
5912	2	2	3	–	–	–	1	1	3	1	1	–	–	–	–	–	–	–
5913	2	2	2	–	–	–	2	2	2	–	–	–	–	–	–	–	–	–
5914	79	78	70	5	8	5	51	56	60	23	14	5	–	–	–	–	–	–
5920	5	7	2	–	–	1	3	5	1	2	2	–	–	–	–	–	–	–
6010	61	42	54	1	1	3	16	24	21	42	17	30	2	–	–	–	–	–
6021	467	500	427	78	135	102	242	268	230	133	95	93	10	–	1	4	2	1
6022	12	16	19	1	–	2	6	8	12	5	7	3	–	–	–	–	1	2
6110	285	293	288	13	14	18	201	208	210	66	70	60	5	–	–	–	1	–
6120	221	488	474	7	5	9	151	374	339	59	108	125	–	–	–	4	1	1
6130	5	3	5	–	1	–	2	2	5	3	–	–	–	–	–	–	–	–
6141	280	27	31	4	1	3	207	20	19	66	6	8	2	–	1	1	–	–
6142	4	2	–	–	–	–	4	2	–	–	–	–	–	–	–	–	–	–
6143	9	28	17	–	–	1	7	18	13	2	10	3	–	–	–	–	–	–
6190	515	422	462	22	24	39	301	285	285	178	113	137	11	–	–	3	–	1
6201	1.072	572	376	27	31	18	164	212	180	877	327	176	2	–	–	2	2	2
6202	74	75	66	7	6	6	54	60	50	12	8	10	–	–	–	1	1	–
6203	91	105	79	7	6	6	64	85	56	20	14	17	–	–	–	–	–	–
6204	245	253	247	30	18	25	158	194	180	55	40	40	1	–	–	1	1	2
6209	241	247	206	23	16	17	154	186	146	57	45	42	4	–	–	3	–	1

Capítulo 29 - Brasil e Grandes Regiões

29.4 - Quantidade de acidentes do trabalho liquidados, por consequência, segundo a Classificação Nacional de Atividades Econômicas (CNAE), na Região Sudeste - 2014/2016

(continuação)

CNAE	QUANTIDADE DE ACIDENTES DO TRABALHO LIQUIDADOS																	
	Total			Consequência														
				Assistência Médica			Menos de 15 dias			Mais de 15 dias			Incapacidade Permanente			Óbito		
	2014	2015	2016	2014	2015	2016	2014	2015	2016	2014	2015	2016	2014	2015	2016	2014	2015	2016
6311	210	183	177	18	12	13	105	125	118	83	44	46	4	1	–	–	1	–
6319	22	39	51	1	2	3	14	24	37	7	13	11	–	–	–	–	–	–
6391	5	1	1	–	–	–	4	1	1	1	–	–	–	–	–	–	–	–
6399	24	19	26	1	2	1	13	13	18	6	4	6	4	–	–	–	–	1
6410	5	3	4	–	–	–	4	2	2	–	1	2	–	–	–	1	–	–
6421	235	274	192	128	123	80	84	134	97	22	16	15	1	–	–	–	1	–
6422	3.171	3.408	3.023	274	270	118	2.210	2.420	2.237	623	708	657	60	4	8	4	6	3
6423	232	271	198	24	47	13	162	162	136	43	58	48	3	2	–	–	2	1
6424	45	67	73	5	7	5	31	52	58	8	8	9	1	–	–	–	–	1
6431	6	15	18	–	–	–	5	12	13	1	3	5	–	–	–	–	–	–
6432	4	2	3	2	2	1	2	–	2	–	–	–	–	–	–	–	–	–
6433	57	33	56	36	20	24	19	11	27	2	2	5	–	–	–	–	–	–
6434	7	5	7	1	1	–	4	3	7	2	1	–	–	–	–	–	–	–
6435	4	–	–	–	–	–	–	–	–	4	–	–	–	–	–	–	–	–
6436	18	13	18	3	2	–	11	11	16	4	–	2	–	–	–	–	–	–
6437	–	1	1	–	–	–	–	1	1	–	–	–	–	–	–	–	–	–
6450	2	5	8	–	–	–	1	5	6	1	–	2	–	–	–	–	–	–
6461	1	–	–	–	–	–	1	–	–	–	–	–	–	–	–	–	–	–
6462	169	174	171	25	23	22	111	122	122	28	26	24	4	–	–	1	3	3
6463	28	34	59	1	–	2	14	30	39	13	3	17	–	–	1	–	1	–
6470	7	5	15	–	–	2	7	5	10	–	–	3	–	–	–	–	–	–
6491	5	3	13	1	–	–	2	3	9	2	–	4	–	–	–	–	–	–
6493	46	39	58	9	3	4	29	26	41	6	10	12	–	–	–	2	–	1
6499	14	22	17	–	3	6	13	18	11	1	1	–	–	–	–	–	–	–
6511	52	61	59	4	5	5	35	52	46	13	4	8	–	–	–	–	–	–
6512	146	113	157	7	9	9	96	74	119	41	28	29	–	–	–	2	2	–
6520	20	23	15	–	2	–	11	21	11	8	–	4	1	–	–	–	–	–
6530	10	5	2	8	3	1	2	2	1	–	–	–	–	–	–	–	–	–
6541	56	44	50	13	12	18	38	30	28	5	2	4	–	–	–	–	–	–
6542	16	15	14	1	–	–	12	13	13	3	2	1	–	–	–	–	–	–
6550	858	986	970	309	354	379	462	555	504	81	77	87	5	–	–	1	–	–
6611	11	13	7	–	–	–	5	1	2	5	12	5	1	–	–	–	–	–
6612	28	35	32	2	3	1	16	28	23	9	4	7	1	–	–	–	–	1
6613	49	26	11	1	2	2	22	16	6	25	8	3	1	–	–	–	–	–
6619	88	81	68	5	3	5	63	69	53	20	9	10	–	–	–	–	–	–
6621	18	17	13	–	–	1	4	7	6	14	10	6	–	–	–	–	–	–
6622	90	79	99	4	3	7	54	55	70	31	21	20	1	–	1	–	–	1
6629	21	30	10	3	–	1	17	17	8	–	13	1	–	–	–	1	–	–
6630	50	54	23	–	1	–	2	10	18	47	43	5	1	–	–	–	–	–
6810	391	378	350	20	23	24	245	287	255	106	66	67	11	–	–	9	2	4
6821	143	131	142	10	12	4	90	99	100	37	20	37	5	–	–	1	–	1
6822	186	198	216	14	14	14	112	156	164	58	27	38	1	–	–	1	1	–
6911	150	179	158	9	18	7	96	132	119	44	28	32	–	–	–	1	1	–
6912	50	41	50	2	3	1	34	33	41	14	4	8	–	–	–	–	1	–
6920	779	714	745	69	64	50	529	536	561	172	112	129	6	–	2	3	2	3
7010	14	10	5	–	–	1	7	1	2	7	9	2	–	–	–	–	–	–
7020	349	384	381	54	58	59	228	274	276	59	51	46	7	–	–	1	1	–
7111	54	28	28	23	7	1	23	14	21	8	7	6	–	–	–	–	–	–
7112	1.818	1.578	1.274	278	235	214	1.145	1.077	831	345	254	223	32	1	–	18	11	6
7119	261	191	132	47	37	18	154	126	94	53	26	20	4	–	–	3	2	–
7120	159	153	172	16	20	26	113	113	123	28	19	22	1	–	–	1	1	1
7210	405	336	312	142	97	68	227	219	218	33	19	25	3	–	–	–	1	1
7220	28	19	10	3	1	–	9	9	5	16	9	5	–	–	–	–	–	–
7311	76	59	54	–	–	6	22	31	32	54	28	16	–	–	–	–	–	–
7312	22	25	27	2	3	1	13	19	19	7	3	7	–	–	–	–	–	–
7319	184	225	207	6	8	10	100	165	148	72	51	49	5	–	–	1	1	–
7320	66	41	20	5	–	1	30	33	15	30	8	3	1	–	–	–	–	1
7410	12	24	22	1	2	1	7	20	16	4	2	5	–	–	–	–	–	–
7420	89	93	80	5	–	4	31	29	41	51	64	35	2	–	–	–	–	–
7490	326	341	319	85	94	61	193	206	212	43	40	44	2	–	–	3	1	2
7500	29	28	37	–	4	2	20	21	29	9	3	6	–	–	–	–	–	–
7711	248	251	226	14	17	26	154	172	149	70	60	50	5	1	–	5	1	1
7719	78	45	37	12	5	5	36	24	20	27	14	12	3	–	–	–	2	–
7721	4	8	4	–	–	–	1	7	3	3	1	1	–	–	–	–	–	–
7722	15	30	17	–	–	2	8	23	11	7	7	2	–	–	–	–	–	2
7723	22	26	23	–	1	1	10	17	15	12	8	7	–	–	–	–	–	–
7729	64	61	57	2	5	2	41	42	37	20	14	16	–	–	–	1	–	2
7731	41	25	19	1	3	1	18	15	11	19	6	7	3	–	–	–	1	–
7732	542	558	500	43	61	58	340	380	322	142	111	117	15	1	2	2	5	1
7733	61	69	62	6	8	4	33	47	43	21	14	15	1	–	–	–	–	–
7739	457	446	402	46	60	47	281	308	269	116	75	83	11	2	–	3	1	3
7740	19	23	27	2	4	1	11	17	23	6	2	3	–	–	–	–	–	–
7810	452	465	381	51	49	40	293	330	239	88	83	100	17	1	–	3	2	2
7820	1.471	1.194	1.063	122	94	70	962	802	672	330	286	314	54	7	2	3	5	5
7830	420	471	528	47	60	99	259	290	291	101	119	137	12	–	–	1	2	1
7911	115	108	102	4	4	5	68	80	62	39	24	35	4	–	–	–	–	–
7912	1	2	2	–	–	–	1	1	1	–	1	1	–	–	–	–	–	–
7990	7	4	8	–	1	–	6	1	5	1	2	3	–	–	–	–	–	–
8011	1.757	1.748	1.659	106	117	102	910	1.024	888	651	572	644	71	3	3	19	32	22
8012	723	729	757	34	29	71	459	519	507	206	173	170	20	–	1	4	8	8
8020	309	304	295	23	40	23	181	195	199	98	66	68	2	–	2	5	3	3
8030	76	82	39	–	–	–	–	–	2	72	82	37	4	–	–	–	–	–
8111	730	788	860	69	61	62	455	542	540	188	181	252	14	–	2	4	4	4

Capítulo 29 - Brasil e Grandes Regiões

29.4 - Quantidade de acidentes do trabalho liquidados, por consequência, segundo a Classificação Nacional de Atividades Econômicas (CNAE), na Região Sudeste - 2014/2016

(conclusão)

CNAE	QUANTIDADE DE ACIDENTES DO TRABALHO LIQUIDADOS																	
	Total			Consequência														
				Assistência Médica			Menos de 15 dias			Mais de 15 dias			Incapacidade Permanente			Óbito		
	2014	2015	2016	2014	2015	2016	2014	2015	2016	2014	2015	2016	2014	2015	2016	2014	2015	2016
8112	2.285	2.267	2.287	144	147	182	1.439	1.689	1.643	645	417	447	50	1	3	7	13	12
8121	3.176	3.301	3.060	416	397	333	2.026	1.932	1.723	632	958	996	94	5	1	8	9	7
8122	145	193	184	8	17	10	93	119	108	37	55	65	5	1	1	2	1	–
8129	807	759	897	130	168	191	551	473	576	114	107	128	8	1	1	4	10	1
8130	175	211	218	13	15	28	82	139	144	72	55	44	5	1	1	3	1	1
8211	974	1.064	1.091	83	119	127	521	606	614	353	335	346	10	2	1	7	2	3
8219	334	278	288	31	34	24	213	193	197	87	48	64	2	1	–	1	2	3
8220	1.575	1.765	1.691	99	92	108	1.145	1.182	1.118	318	487	465	8	1	–	5	3	–
8230	134	172	165	7	5	10	75	118	109	47	49	46	2	–	–	3	–	–
8291	343	244	204	21	11	9	127	135	130	189	98	63	5	–	1	1	–	1
8292	151	152	118	18	17	15	90	109	75	37	26	28	5	–	–	1	–	–
8299	1.769	1.520	1.395	222	203	192	1.109	994	897	388	312	302	40	4	–	10	7	4
8411	10.971	11.630	11.063	2.041	2.009	2.036	7.121	7.462	6.911	1.566	2.101	2.062	220	38	33	23	20	21
8412	140	162	205	35	48	73	88	96	112	17	18	19	–	–	1	–	–	–
8413	92	53	73	13	11	8	72	41	64	6	1	1	–	–	–	1	–	–
8422	55	76	46	13	22	8	31	46	33	11	8	5	–	–	–	–	–	–
8423	48	33	28	3	4	11	30	20	14	15	9	3	–	–	–	–	–	–
8424	35	56	36	2	7	6	19	35	18	14	14	12	–	–	–	–	–	–
8425	–	1	–	–	–	–	–	1	–	–	–	–	–	–	–	–	–	–
8430	35	40	27	9	18	13	22	21	12	4	1	2	–	–	–	–	–	–
8511	1.992	1.479	1.134	34	63	66	269	380	433	1.672	1.034	635	17	1	–	–	1	–
8512	348	384	402	19	23	26	220	290	299	102	71	77	6	–	–	1	–	–
8513	848	768	880	60	61	82	524	584	658	251	123	137	12	–	–	1	–	3
8520	261	272	286	11	19	29	186	209	205	62	44	52	2	–	–	–	–	–
8531	882	1.181	1.063	129	103	111	554	559	511	193	518	440	6	–	–	–	1	1
8532	1.039	1.175	1.129	343	420	369	578	670	672	112	85	88	4	–	–	2	–	–
8533	98	118	98	5	16	15	78	88	72	14	14	11	1	–	–	–	–	–
8541	79	84	90	6	2	7	51	67	66	20	14	17	2	–	–	–	1	–
8542	25	18	31	–	–	1	5	10	16	20	8	14	–	–	–	–	–	–
8550	220	221	242	17	23	67	181	172	151	19	26	24	2	–	–	1	–	–
8591	13	12	24	–	1	1	10	10	13	2	1	10	–	–	–	1	–	–
8592	30	27	22	2	2	–	21	18	18	7	7	4	–	–	–	–	–	–
8593	73	89	85	3	3	7	43	63	59	25	23	19	1	–	–	1	–	–
8599	1.167	1.215	1.081	102	98	93	840	971	834	211	139	151	10	–	1	4	7	2
8610	33.140	33.809	32.601	16.665	16.721	16.287	15.038	14.624	13.772	1.325	2.458	2.520	104	4	5	8	2	17
8621	78	134	148	15	20	32	46	95	94	15	18	22	1	–	–	1	1	–
8622	35	28	16	6	5	3	22	16	10	7	6	3	–	–	–	–	1	–
8630	2.121	2.757	3.284	892	1.079	1.325	1.084	1.508	1.726	139	168	232	5	–	–	1	2	1
8640	2.512	2.840	2.780	988	1.148	1.109	1.303	1.520	1.492	214	169	177	7	–	1	–	3	1
8650	348	385	285	112	139	89	193	211	156	36	35	40	7	–	–	–	–	–
8660	377	554	646	213	316	350	140	208	258	22	30	37	2	–	–	–	–	1
8690	2.020	1.843	1.993	912	819	913	991	902	971	108	121	106	8	–	–	1	1	3
8711	379	422	385	86	62	55	215	277	253	73	83	76	4	–	1	1	–	–
8712	62	79	78	9	11	10	43	53	54	9	15	13	1	–	–	–	–	1
8720	247	299	277	117	165	129	114	113	126	14	21	22	1	–	–	1	–	–
8730	331	278	287	100	70	64	186	178	194	39	29	28	6	1	–	–	–	1
8800	1.087	1.154	1.059	116	146	124	819	877	785	146	129	150	6	–	–	–	2	–
9001	75	57	51	3	5	3	44	40	31	24	12	17	3	–	–	1	–	–
9002	2	4	1	–	–	–	1	2	–	1	2	1	–	–	–	–	–	–
9003	5	6	9	1	–	–	3	3	9	1	2	–	–	–	–	–	1	–
9101	3	4	5	–	–	–	2	4	5	1	–	–	–	–	–	–	–	–
9102	8	3	6	3	–	–	3	3	4	2	–	2	–	–	–	–	–	–
9103	46	38	35	1	1	2	37	35	30	8	2	2	–	–	–	–	–	1
9200	8	18	10	–	–	–	6	17	8	2	1	2	–	–	–	–	–	–
9311	14	21	15	4	1	2	7	17	12	2	3	1	1	–	–	–	–	–
9312	582	569	609	33	28	36	374	417	461	153	120	112	20	1	–	2	3	–
9313	129	141	161	8	11	6	70	101	110	47	27	43	2	–	–	2	2	2
9319	87	63	91	5	4	7	57	48	65	23	11	19	2	–	–	–	–	–
9321	157	120	75	66	33	9	71	76	51	20	11	15	–	–	–	–	–	–
9329	154	139	108	21	5	2	101	107	77	31	27	28	1	–	–	–	–	1
9411	91	72	96	11	5	9	66	58	65	12	9	22	2	–	–	–	–	–
9412	177	163	154	53	32	29	87	97	84	20	34	40	16	–	–	1	–	1
9420	186	225	200	10	19	14	117	159	132	50	43	51	9	2	2	–	2	1
9430	2.212	2.283	2.199	473	543	507	1.319	1.458	1.367	375	275	320	42	4	3	3	3	2
9491	461	602	447	50	33	22	276	368	306	122	95	92	8	102	27	5	4	–
9492	540	188	99	1	–	–	3	2	3	536	186	96	–	–	–	–	–	–
9493	39	61	50	6	–	4	27	50	33	5	10	13	1	–	–	–	1	–
9499	450	535	602	54	99	99	307	375	425	79	60	74	7	1	1	3	–	3
9511	147	130	113	8	8	7	94	90	77	41	31	29	2	–	–	2	1	–
9512	74	65	90	4	4	10	56	51	69	13	10	11	–	–	–	1	–	–
9521	147	111	96	5	4	5	82	80	60	52	25	29	7	–	–	1	2	2
9529	161	99	98	6	2	2	101	64	68	49	31	28	4	2	–	1	–	–
9601	402	342	396	54	41	59	247	234	251	93	66	86	6	1	–	2	–	–
9602	143	128	150	8	9	9	87	92	108	44	27	32	3	–	–	1	–	1
9603	116	133	160	13	9	21	59	88	100	40	35	39	4	–	–	–	1	–
9609	92	79	76	4	1	9	45	60	40	39	17	26	3	1	1	1	–	–
9700	26	29	36	1	1	1	23	28	33	1	–	2	1	–	–	–	–	–
9900	8	8	6	–	1	1	4	6	5	4	1	–	–	–	–	–	–	–
Ignorado	50.429	29.652	29.134	115	108	92	1.161	1.168	1.196	47.815	22.763	22.806	1.315	5.594	5.013	23	19	27

Fonte: DATAPREV, CAT, SUB.

Nota: Os dados são preliminares, estando sujeitos a correções.

Capítulo 29 - Brasil e Grandes Regiões

29.5 - Quantidade de acidentes do trabalho liquidados, por consequência, segundo a Classificação Nacional de Atividades Econômicas (CNAE), na Região Sul - 2014/2016

(continua)

CNAE	QUANTIDADE DE ACIDENTES DO TRABALHO LIQUIDADOS																	
	Total			Consequência														
				Assistência Médica			Menos de 15 dias			Mais de 15 dias			Incapacidade Permanente			Óbito		
	2014	2015	2016	2014	2015	2016	2014	2015	2016	2014	2015	2016	2014	2015	2016	2014	2015	2016
TOTAL	**163.958**	**143.015**	**134.268**	**24.279**	**22.447**	**21.413**	**67.870**	**71.848**	**63.257**	**67.012**	**44.853**	**45.877**	**4.243**	**3.359**	**3.215**	**554**	**508**	**506**
0111	467	250	199	25	3	1	152	137	101	282	108	91	1	–	1	7	2	5
0112	228	147	100	–	–	–	3	5	2	225	142	96	–	–	2	–	–	–
0113	140	142	202	3	–	6	80	124	172	48	15	18	8	–	–	1	3	6
0114	2	6	1	–	–	–	–	1	–	2	5	1	–	–	–	–	–	–
0115	135	116	118	1	2	2	82	91	73	47	19	41	1	–	1	4	4	1
0116	14	5	2	–	–	–	10	5	–	4	–	2	–	–	–	–	–	–
0119	33	32	47	–	–	–	22	28	33	11	4	14	–	–	–	–	–	–
0121	1.254	444	453	1	–	3	27	15	33	1.225	429	417	–	–	–	1	–	–
0122	12	8	10	–	–	–	7	4	7	3	3	3	2	1	–	–	–	–
0131	13	12	16	–	–	–	7	4	4	6	3	8	–	5	4	–	–	–
0132	2	10	3	–	–	–	2	4	–	–	1	2	–	5	1	–	–	–
0133	189	227	227	23	26	34	109	145	137	42	53	53	13	3	3	2	–	–
0134	29	18	13	–	–	–	3	5	–	24	7	4	2	6	9	–	–	–
0135	–	6	12	–	–	–	–	–	–	–	–	–	–	6	12	–	–	–
0139	156	85	85	–	–	1	21	14	18	133	70	64	2	–	–	–	1	2
0141	104	151	143	10	5	4	58	99	82	36	39	45	–	8	10	–	–	2
0142	3	10	5	–	–	–	1	2	4	2	4	1	–	4	–	–	–	–
0151	158	101	98	–	1	–	95	59	56	60	29	39	–	11	3	3	1	–
0152	9	11	9	–	–	–	6	6	4	3	4	5	–	1	–	–	–	–
0153	–	6	4	–	–	–	–	–	–	–	–	2	–	6	2	–	–	–
0154	118	140	150	9	15	33	86	108	93	19	14	20	4	3	1	–	–	3
0155	448	362	362	56	52	86	300	239	208	76	70	64	11	–	–	5	1	4
0159	2	3	4	–	–	–	–	2	3	2	1	1	–	–	–	–	–	–
0161	400	406	447	5	4	6	312	324	345	68	56	65	11	21	29	4	1	2
0162	90	130	106	1	–	3	50	63	37	34	24	26	5	40	40	–	3	–
0163	33	51	42	1	8	5	23	20	14	8	20	22	1	2	1	–	1	–
0210	308	334	286	59	36	32	152	195	149	85	96	103	10	1	1	2	6	1
0220	4	7	4	–	–	–	4	4	2	–	1	2	–	–	–	–	2	–
0230	152	207	203	50	55	77	58	109	84	38	40	39	6	–	2	–	3	1
0311	20	15	15	–	2	3	14	12	10	5	1	2	–	–	–	1	–	–
0312	7	1	–	–	–	–	–	–	–	7	1	–	–	–	–	–	–	–
0321	1	2	2	–	–	–	1	–	1	–	1	1	–	1	–	–	–	–
0322	4	2	2	–	–	–	4	1	1	–	1	1	–	–	–	–	–	–
0500	289	267	177	22	21	21	128	114	58	122	132	98	15	–	–	2	–	–
0600	6	3	–	4	1	–	2	1	–	–	1	–	–	–	–	–	–	–
0721	–	–	1	–	–	–	–	–	–	–	–	–	–	–	1	–	–	–
0724	8	5	4	–	–	–	1	2	2	6	3	2	1	–	–	–	–	–
0810	279	278	211	17	19	7	141	184	133	92	73	67	18	1	2	11	1	2
0891	24	20	7	1	–	–	16	16	5	6	4	2	1	–	–	–	–	–
0892	5	5	7	–	–	–	3	1	4	2	4	3	–	–	–	–	–	–
0899	27	35	17	2	2	1	17	28	9	7	4	7	1	–	–	–	1	–
0910	12	7	3	9	3	1	3	–	–	–	4	2	–	–	–	–	–	–
0990	8	9	7	–	2	2	5	6	2	1	1	3	2	–	–	–	–	–
1011	831	825	907	87	88	101	538	583	628	176	153	177	28	–	–	2	1	1
1012	6.797	6.479	5.791	1.547	1.886	2.045	3.598	3.590	2.835	1.519	992	902	126	3	1	7	8	8
1013	594	516	499	69	87	48	354	334	349	163	92	102	8	1	–	–	2	–
1020	331	272	186	18	3	6	253	232	141	55	36	39	5	–	–	–	1	–
1031	32	40	33	1	2	3	15	22	19	15	16	11	–	–	–	1	–	–
1032	88	70	56	5	3	3	69	60	39	12	6	13	2	1	–	–	–	1
1033	50	34	42	7	6	2	30	21	29	13	6	10	–	1	–	–	–	1
1041	192	252	253	23	36	45	118	170	163	44	45	42	6	–	–	1	1	3
1042	6	5	5	–	–	–	3	4	4	3	1	1	–	–	–	–	–	–
1043	17	26	14	7	9	6	5	15	6	5	2	2	–	–	–	–	–	–
1051	119	145	129	18	13	17	65	99	77	35	31	34	1	–	–	–	2	1
1052	403	440	510	53	59	72	243	303	347	97	76	89	10	1	–	–	1	2
1053	33	47	39	3	2	3	17	28	25	13	17	11	–	–	–	–	–	–
1061	296	287	243	6	8	8	149	176	137	122	96	97	18	3	1	1	4	–
1062	175	188	173	26	29	20	103	110	105	37	46	47	9	1	–	–	2	1
1063	58	33	54	–	1	1	43	21	32	15	10	19	–	–	–	–	1	2
1064	40	19	33	–	3	8	24	14	17	14	2	6	2	–	–	–	–	2
1065	69	98	94	7	7	16	37	72	57	20	17	21	4	–	–	1	2	–
1066	409	473	444	38	64	72	252	318	258	105	87	109	10	1	1	4	3	4
1069	155	126	148	13	15	26	95	97	91	39	12	28	5	–	1	3	2	2
1071	484	430	379	1	3	4	289	323	249	158	102	125	34	–	–	2	2	1
1072	28	19	39	–	–	1	19	17	31	7	2	7	2	–	–	–	–	–
1081	11	18	18	1	–	–	5	7	8	5	11	10	–	–	–	–	–	–
1082	75	70	83	23	20	18	40	41	52	11	9	13	1	–	–	–	–	–
1091	473	427	480	43	23	17	244	277	301	176	127	161	9	–	–	1	–	1
1092	143	164	162	29	36	47	67	98	76	40	30	39	6	–	–	1	–	–
1093	243	174	152	16	15	13	140	109	99	80	49	39	6	–	–	1	1	1
1094	141	191	153	24	44	25	60	97	73	49	49	55	8	1	–	–	–	–
1095	12	8	11	–	–	2	5	4	5	5	4	4	2	–	–	–	–	–
1096	76	70	64	8	10	10	53	41	36	14	19	17	1	–	1	–	–	–
1099	465	405	369	92	55	61	255	257	200	104	92	104	11	–	4	3	1	–
1111	25	12	8	–	–	–	5	7	6	20	5	2	–	–	–	–	–	–
1112	111	80	47	11	7	1	71	64	28	28	9	18	–	–	–	1	–	–
1113	140	138	120	63	49	29	48	64	61	27	24	30	1	–	–	1	1	–
1121	31	24	41	1	3	2	21	12	28	8	9	11	1	–	–	–	–	–
1122	429	302	324	76	60	60	285	207	222	65	34	41	3	–	1	–	1	–

Capítulo 29 - Brasil e Grandes Regiões

29.5 - Quantidade de acidentes do trabalho liquidados, por consequência, segundo a Classificação Nacional de Atividades Econômicas (CNAE), na Região Sul - 2014/2016

(continuação)

CNAE	QUANTIDADE DE ACIDENTES DO TRABALHO LIQUIDADOS																	
	Total			Consequência														
				Assistência Médica			Menos de 15 dias			Mais de 15 dias			Incapacidade Permanente			Óbito		
	2014	2015	2016	2014	2015	2016	2014	2015	2016	2014	2015	2016	2014	2015	2016	2014	2015	2016
1210	154	152	137	32	20	18	97	120	103	18	12	16	7	–	–	–	–	–
1220	64	53	35	22	17	9	35	27	17	7	8	8	–	–	–	–	1	1
1311	155	142	94	6	3	6	114	99	57	31	37	30	3	2	–	1	1	1
1312	14	11	9	1	–	–	9	9	7	4	2	2	–	–	–	–	–	–
1313	62	53	73	–	3	–	36	34	49	21	16	24	5	–	–	–	–	–
1314	26	17	6	2	–	1	20	10	2	4	7	3	–	–	–	–	–	–
1321	87	60	44	27	20	12	25	26	26	25	14	6	9	–	–	1	–	–
1322	3	1	1	–	–	–	–	1	–	3	–	1	–	–	–	–	–	–
1323	54	54	63	2	4	7	29	33	38	22	17	18	1	–	–	–	–	–
1330	156	131	138	23	16	14	92	78	83	35	37	40	6	–	1	–	–	–
1340	463	363	336	72	46	47	285	244	204	90	72	83	15	1	1	1	–	1
1351	288	235	208	14	20	23	242	181	142	26	32	42	5	2	1	1	–	–
1352	12	17	11	3	2	1	7	14	10	1	1	–	1	–	–	–	–	–
1353	46	32	40	18	13	11	24	14	26	1	4	3	3	1	–	–	–	–
1354	81	85	91	5	5	17	44	53	49	29	27	24	3	–	–	–	–	1
1359	116	98	86	7	4	7	77	72	51	29	22	27	3	–	–	–	–	1
1411	69	53	49	11	3	3	34	33	28	19	17	18	5	–	–	–	–	–
1412	976	1.057	929	57	99	77	621	672	545	250	273	295	44	8	7	4	5	5
1413	24	31	23	1	4	1	17	20	16	6	7	5	–	–	1	–	–	–
1414	67	40	32	4	2	1	41	28	18	19	10	13	2	–	–	1	–	–
1421	5	1	–	–	–	–	2	1	–	3	–	–	–	–	–	–	–	–
1422	113	51	36	58	13	11	43	25	19	9	13	6	2	–	–	1	–	–
1510	314	220	210	9	2	4	200	145	138	87	68	66	17	3	2	1	2	–
1521	52	55	35	4	4	2	29	38	25	17	13	8	2	–	–	–	–	–
1529	27	23	24	2	–	–	11	14	16	11	9	8	3	–	–	–	–	–
1531	518	487	422	18	30	17	302	326	271	182	128	132	15	1	1	1	2	1
1532	19	28	21	4	2	–	7	17	11	8	9	10	–	–	–	–	–	–
1533	228	264	267	9	35	42	174	186	181	43	43	42	2	–	–	–	–	2
1539	37	36	40	2	3	6	24	24	22	10	8	12	1	1	–	–	–	–
1540	124	112	105	7	6	5	66	76	62	44	30	38	6	–	–	1	–	–
1610	1.032	944	927	79	74	60	408	542	469	460	318	385	78	3	6	7	7	7
1621	609	532	459	79	68	66	292	319	224	199	140	165	35	4	3	4	1	1
1622	441	377	359	13	12	15	215	254	220	176	106	121	36	3	2	1	2	1
1623	166	123	119	5	4	1	99	83	70	51	36	47	10	–	–	1	–	1
1629	224	203	243	2	10	25	114	124	123	92	67	93	14	2	1	2	–	1
1710	120	197	178	55	97	71	49	79	78	15	20	29	1	–	–	–	1	–
1721	548	589	510	134	168	168	277	329	243	117	90	97	16	1	–	4	1	2
1722	37	47	34	2	–	1	17	28	15	18	19	18	–	–	–	–	–	–
1731	167	166	141	36	29	44	62	92	57	56	44	39	13	–	–	–	1	1
1732	23	25	28	1	2	3	5	15	17	16	8	8	1	–	–	–	–	–
1733	203	163	133	20	21	11	112	107	73	61	35	49	10	–	–	–	–	–
1741	234	150	90	19	12	1	97	87	55	117	50	34	1	1	–	–	–	–
1742	78	86	73	19	9	6	41	57	50	13	18	14	5	1	3	–	1	–
1749	90	123	77	16	9	1	42	60	38	31	54	37	1	–	–	–	–	1
1811	74	49	44	2	4	3	26	39	32	45	6	8	1	–	–	–	–	1
1812	148	70	41	1	1	2	4	10	9	138	59	30	5	–	–	–	–	–
1813	176	132	116	22	11	4	97	98	70	51	21	42	6	2	–	–	–	–
1821	31	19	17	5	2	4	14	12	8	12	5	4	–	–	1	–	–	–
1822	21	15	14	–	–	1	10	10	8	9	5	5	2	–	–	–	–	–
1830	1	2	–	–	–	–	1	1	–	–	1	–	–	–	–	–	–	–
1910	51	24	27	–	–	–	13	11	12	37	13	15	1	–	–	–	–	–
1921	121	86	75	46	43	32	57	40	33	18	3	10	–	–	–	–	–	–
1922	18	14	8	–	–	1	12	12	4	5	2	2	1	–	1	–	–	–
1931	242	231	177	1	1	–	113	135	115	107	92	58	18	–	2	3	3	2
1932	38	52	14	3	4	–	23	36	11	12	12	3	–	–	–	–	–	–
2011	2	3	2	–	–	–	2	2	–	–	1	2	–	–	–	–	–	–
2012	–	1	2	–	1	–	–	–	2	–	–	–	–	–	–	–	–	–
2013	369	348	285	130	113	90	191	204	152	40	29	41	5	–	–	3	2	2
2014	8	12	5	–	1	1	7	6	2	1	4	2	–	–	–	–	1	–
2019	13	19	24	–	1	2	8	14	21	4	4	1	–	–	–	1	–	–
2021	64	23	12	39	13	7	3	4	2	20	6	3	2	–	–	–	–	–
2022	32	19	23	–	1	–	9	9	10	23	9	13	–	–	–	–	–	–
2029	87	81	63	17	18	12	54	53	41	15	8	10	1	–	–	–	2	–
2031	42	23	19	22	13	13	7	6	4	13	4	2	–	–	–	–	–	–
2032	9	7	10	–	–	1	7	6	8	1	1	1	–	–	–	1	–	–
2033	5	5	11	4	–	6	1	5	5	–	–	–	–	–	–	–	–	–
2040	20	10	6	–	–	–	5	7	5	15	3	1	–	–	–	–	–	–
2051	27	20	19	1	3	2	11	9	8	12	8	9	3	–	–	–	–	–
2052	7	4	5	–	–	–	4	3	5	3	1	–	–	–	–	–	–	–
2061	54	61	46	3	2	1	35	50	27	15	8	18	1	–	–	–	1	–
2062	22	17	25	1	1	3	12	14	19	8	2	2	1	–	–	–	–	1
2063	73	60	77	6	7	8	47	44	51	19	9	17	1	–	–	–	–	1
2071	157	124	86	14	4	6	123	104	67	17	14	12	3	1	–	–	1	1
2072	5	2	6	–	1	1	5	1	4	–	–	1	–	–	–	–	–	–
2073	21	3	10	1	–	1	16	3	8	4	–	1	–	–	–	–	–	–
2091	40	32	41	3	1	3	19	18	25	18	13	13	–	–	–	–	–	–
2092	56	51	54	6	5	11	40	37	26	9	8	16	1	–	–	–	1	1
2093	25	7	17	–	–	4	14	7	13	10	–	–	1	–	–	–	–	–
2094	1	3	–	–	–	–	1	3	–	–	–	–	–	–	–	–	–	–
2099	177	164	163	28	33	15	121	112	120	25	18	26	3	1	–	–	–	2
2110	8	7	6	–	–	2	4	7	3	4	–	1	–	–	–	–	–	–

Capítulo 29 - Brasil e Grandes Regiões

29.5 - Quantidade de acidentes do trabalho liquidados, por consequência, segundo a Classificação Nacional de Atividades Econômicas (CNAE), na Região Sul - 2014/2016

(continuação)

CNAE	QUANTIDADE DE ACIDENTES DO TRABALHO LIQUIDADOS																	
	Total			Consequência														
				Assistência Médica			Menos de 15 dias			Mais de 15 dias			Incapacidade Permanente			Óbito		
	2014	2015	2016	2014	2015	2016	2014	2015	2016	2014	2015	2016	2014	2015	2016	2014	2015	2016
2121	116	171	110	7	13	6	74	131	84	29	27	20	5	–	–	1	–	–
2122	12	24	19	–	2	4	8	21	13	3	1	2	1	–	–	–	–	–
2123	3	7	3	2	–	–	1	1	–	–	6	3	–	–	–	–	–	–
2211	149	133	161	59	54	44	52	51	74	37	28	43	1	–	–	–	–	–
2212	70	76	76	2	5	2	28	55	49	36	16	24	4	–	1	–	–	–
2219	403	246	217	39	23	28	206	147	134	148	73	54	9	–	–	1	3	1
2221	105	117	110	2	2	10	65	74	78	37	39	22	1	–	–	–	2	–
2222	879	889	774	66	69	58	590	642	512	202	177	201	21	1	–	–	–	3
2223	157	143	143	52	47	51	74	80	66	26	16	25	4	–	–	1	–	1
2229	1.248	930	899	100	47	40	789	642	590	323	235	266	33	–	1	3	6	2
2311	240	154	155	17	18	17	166	116	118	54	20	20	–	–	–	3	–	–
2312	4	2	4	–	–	–	1	2	3	3	–	1	–	–	–	–	–	–
2319	131	121	112	12	3	9	84	97	77	33	21	26	2	–	–	–	–	–
2320	76	59	48	44	32	23	21	20	20	10	7	5	1	–	–	–	–	–
2330	804	699	603	51	59	27	393	418	343	313	205	224	43	6	2	4	11	7
2341	19	12	6	4	–	–	7	9	3	4	3	2	4	–	1	–	–	–
2342	951	824	647	326	276	205	389	393	278	206	152	160	25	2	2	5	1	2
2349	50	73	53	1	2	8	28	57	28	20	14	17	1	–	–	–	–	–
2391	119	121	128	1	3	8	69	86	80	41	29	39	7	–	–	1	3	1
2392	31	19	23	–	–	–	23	15	16	6	4	7	1	–	–	1	–	–
2399	50	40	34	3	1	1	32	32	20	14	7	12	1	–	1	–	–	–
2412	3	–	–	–	–	–	1	–	–	2	–	–	–	–	–	–	–	–
2421	5	6	4	3	–	1	–	5	3	2	–	–	–	–	–	–	1	–
2422	10	8	3	3	3	2	2	3	1	5	2	–	–	–	–	–	–	–
2423	101	63	50	64	32	24	24	26	14	12	5	11	1	–	1	–	–	–
2424	40	26	34	1	2	1	23	17	22	14	7	11	2	–	–	–	–	–
2431	104	99	37	14	12	2	64	75	28	22	12	7	2	–	–	2	–	–
2439	37	27	13	1	1	1	31	22	9	4	3	3	1	–	–	–	1	–
2441	74	58	56	5	1	3	52	50	41	16	7	12	1	–	–	–	–	–
2443	1	14	6	–	3	2	1	9	2	–	1	2	–	–	–	–	1	–
2449	67	40	31	3	–	2	41	25	22	18	15	6	3	–	1	2	–	–
2451	2.410	1.800	1.550	1.488	1.186	944	669	490	483	239	119	122	12	1	1	2	4	–
2452	104	88	61	2	6	1	60	64	41	37	18	19	5	–	–	–	–	–
2511	737	507	407	216	103	80	301	286	206	201	118	119	15	–	1	4	–	1
2512	379	358	308	23	11	16	202	248	198	138	96	93	15	1	–	1	2	1
2513	40	38	41	4	2	3	28	29	25	8	7	13	–	–	–	–	–	–
2521	64	62	65	2	2	7	31	37	39	28	20	19	3	–	–	–	3	–
2522	65	53	29	–	1	–	12	21	15	50	31	14	3	–	–	–	–	–
2531	128	109	126	11	8	20	79	70	82	38	31	24	–	–	–	–	–	–
2532	197	199	151	22	13	11	118	152	94	53	32	46	4	–	–	–	2	–
2539	473	302	263	47	14	15	280	206	164	136	81	84	10	1	–	–	–	–
2541	139	156	132	68	66	43	52	80	72	17	10	17	2	–	–	–	–	–
2542	132	147	104	4	6	5	79	92	66	44	49	33	4	–	–	1	–	–
2543	245	236	211	87	62	67	103	140	106	54	32	36	1	1	1	–	1	1
2550	181	158	65	29	18	5	128	114	41	22	26	18	2	–	–	–	–	1
2591	177	145	109	67	45	35	78	82	63	32	17	11	–	1	–	–	–	–
2592	167	141	160	9	10	13	109	89	99	43	38	47	3	1	1	3	3	–
2593	186	150	165	7	9	9	95	97	101	72	43	53	11	–	–	1	1	2
2599	771	607	454	68	65	51	471	427	277	208	112	122	24	1	4	–	2	–
2610	132	119	98	5	11	6	96	99	82	27	9	10	2	–	–	2	–	–
2621	60	41	20	6	8	5	43	31	13	11	2	2	–	–	–	–	–	–
2622	32	56	66	2	1	5	24	52	56	6	3	5	–	–	–	–	–	–
2631	9	14	12	1	4	–	7	8	11	1	2	1	–	–	–	–	–	–
2632	34	42	76	5	10	46	24	27	26	3	5	4	2	–	–	–	–	–
2640	56	62	34	2	4	1	28	44	25	25	14	8	1	–	–	–	–	–
2651	120	99	77	6	5	4	87	75	58	24	19	14	–	–	–	3	–	1
2652	1	2	6	–	–	–	1	2	2	–	–	4	–	–	–	–	–	–
2660	11	5	7	2	1	2	8	3	4	1	1	1	–	–	–	–	–	–
2670	4	1	7	–	–	1	3	1	6	1	–	–	–	–	–	–	–	–
2680	1	–	1	–	–	–	1	–	1	–	–	–	–	–	–	–	–	–
2710	399	289	240	19	13	12	293	216	159	82	60	67	4	–	–	1	–	2
2721	6	3	–	–	–	–	2	1	–	4	2	–	–	–	–	–	–	–
2722	117	117	100	2	1	2	69	74	55	39	41	43	3	–	–	4	1	–
2731	145	101	110	36	26	29	62	60	48	42	15	32	2	–	1	3	–	–
2732	77	51	54	7	2	8	60	44	40	10	5	6	–	–	–	–	–	–
2733	86	79	76	10	8	6	59	53	62	14	18	8	3	–	–	–	–	–
2740	40	41	31	4	1	–	28	33	19	6	7	11	2	–	1	–	–	–
2751	416	246	210	84	48	50	226	163	116	100	35	43	5	–	–	1	–	1
2759	66	73	38	11	19	8	48	36	20	7	17	10	–	1	–	–	–	–
2790	117	80	75	9	9	5	76	60	58	31	11	11	1	–	1	–	–	–
2811	37	24	23	–	2	–	11	10	13	26	12	10	–	–	–	–	–	–
2812	87	89	68	19	23	7	33	44	37	33	22	23	2	–	–	–	–	1
2813	59	62	53	3	4	7	39	36	28	15	22	17	1	–	–	1	–	1
2814	183	129	133	81	47	39	76	65	74	23	17	20	3	–	–	–	–	–
2815	55	49	39	6	1	2	27	23	13	21	24	24	1	–	–	–	1	–
2821	54	27	13	4	1	2	28	15	6	21	11	5	1	–	–	–	–	–
2822	258	228	187	25	37	19	137	150	124	89	39	42	6	–	1	1	2	1
2823	215	212	209	5	15	15	144	138	147	60	58	45	4	–	–	2	1	2
2824	68	42	44	38	16	10	20	23	24	8	3	10	2	–	–	–	–	–
2825	15	13	14	1	2	–	7	9	8	7	2	6	–	–	–	–	–	–
2829	359	293	234	48	25	22	224	207	135	82	59	75	5	1	2	–	1	–

Capítulo 29 - Brasil e Grandes Regiões

29.5 - Quantidade de acidentes do trabalho liquidados, por consequência, segundo a Classificação Nacional de Atividades Econômicas (CNAE), na Região Sul - 2014/2016

(continuação)

CNAE	QUANTIDADE DE ACIDENTES DO TRABALHO LIQUIDADOS																	
	Total			Consequência														
				Assistência Médica			Menos de 15 dias			Mais de 15 dias			Incapacidade Permanente			Óbito		
	2014	2015	2016	2014	2015	2016	2014	2015	2016	2014	2015	2016	2014	2015	2016	2014	2015	2016
2831	175	81	83	54	36	26	91	37	45	27	8	12	1	–	–	2	–	–
2832	3	5	4	–	–	–	1	4	3	2	1	1	–	–	–	–	–	–
2833	1.620	1.191	1.009	118	90	127	1.075	852	636	407	243	244	17	3	–	3	3	2
2840	179	177	133	56	52	22	95	102	86	26	23	24	2	–	1	–	–	–
2851	274	100	100	94	54	72	172	32	21	8	14	7	–	–	–	–	–	–
2852	5	5	3	–	1	–	4	4	1	1	–	2	–	–	–	–	–	–
2853	22	17	12	6	3	3	10	11	3	6	3	6	–	–	–	–	–	–
2854	44	50	17	4	5	–	23	34	11	14	11	6	3	–	–	–	–	–
2861	66	45	45	3	5	3	39	32	24	22	8	17	2	–	–	–	–	1
2862	230	179	149	11	11	6	155	138	96	57	30	46	6	–	–	1	–	1
2863	23	30	14	–	–	–	17	23	12	5	7	2	1	–	–	–	–	–
2864	33	24	14	–	–	–	27	20	10	6	4	4	–	–	–	–	–	–
2865	23	40	31	1	6	5	12	29	20	8	5	6	2	–	–	–	–	–
2866	29	12	9	–	1	–	22	7	5	6	4	3	1	–	–	–	–	1
2869	394	363	271	26	24	15	253	263	179	103	75	77	10	1	–	2	–	–
2910	550	380	343	323	251	222	176	118	105	37	11	16	12	–	–	2	–	–
2920	211	126	76	101	64	49	73	43	21	34	19	6	–	–	–	3	–	–
2930	1.277	1.105	940	94	88	98	925	868	689	237	145	151	20	–	1	1	4	1
2941	559	435	334	170	105	42	309	283	244	73	46	47	7	1	1	–	–	–
2942	293	258	263	146	129	168	106	95	69	40	34	26	1	–	–	–	–	–
2943	311	254	192	60	33	35	216	189	128	33	32	28	2	–	–	–	–	1
2944	69	62	62	8	3	7	42	39	39	18	20	15	–	–	–	1	–	1
2945	68	73	77	9	3	9	40	38	25	18	32	43	–	–	–	1	–	–
2949	778	583	555	105	72	71	540	417	383	124	94	98	7	–	1	2	–	2
2950	29	26	28	2	3	1	18	17	16	6	6	10	2	–	–	1	–	1
3011	675	557	385	447	274	144	163	204	179	59	77	62	5	–	–	1	2	–
3012	53	39	48	1	5	4	39	29	35	11	5	9	1	–	–	1	–	–
3031	2	7	15	–	1	–	2	4	12	–	2	3	–	–	–	–	–	–
3032	20	14	3	4	–	–	13	11	2	3	3	1	–	–	–	–	–	–
3091	11	4	9	1	–	–	2	3	3	8	1	6	–	–	–	–	–	–
3092	31	37	14	–	6	–	25	25	13	6	5	1	–	1	–	–	–	–
3099	23	17	15	1	1	–	7	11	4	11	4	11	4	–	–	–	1	–
3101	1.587	1.532	1.325	91	88	68	827	1.008	776	569	421	469	99	11	9	1	4	3
3102	298	205	146	10	19	18	188	145	85	92	39	43	8	1	–	–	1	–
3103	53	67	54	3	3	3	31	42	33	16	22	18	3	–	–	–	–	–
3104	151	88	88	7	3	5	109	59	55	29	25	27	5	–	–	1	1	1
3211	14	17	15	2	2	3	5	9	8	5	5	3	1	–	1	1	1	–
3212	11	2	1	–	–	–	2	2	1	9	–	–	–	–	–	–	–	–
3220	–	2	3	–	–	–	–	1	2	–	1	1	–	–	–	–	–	–
3230	91	52	27	2	–	–	18	9	10	70	43	17	1	–	–	–	–	–
3240	46	35	33	–	3	1	32	25	22	14	7	7	–	–	–	–	–	3
3250	131	141	139	14	15	13	87	105	100	26	20	23	4	–	1	–	1	2
3291	110	83	62	7	8	4	68	47	44	33	28	13	2	–	1	–	–	–
3292	76	58	24	–	2	2	56	38	13	13	18	9	5	–	–	2	–	–
3299	179	180	132	21	29	10	105	123	82	48	26	40	4	–	–	1	2	–
3311	38	22	23	4	2	1	21	14	15	12	6	7	1	–	–	–	–	–
3312	24	18	11	8	5	2	7	10	6	8	3	3	–	–	–	1	–	–
3313	20	23	25	2	2	4	12	10	16	6	11	5	–	–	–	–	–	–
3314	213	187	196	53	32	35	95	118	104	59	36	55	4	1	1	2	–	1
3315	13	10	7	4	3	2	4	4	4	5	3	1	–	–	–	–	–	–
3316	106	124	125	7	24	18	93	92	98	5	7	9	1	–	–	–	1	–
3317	88	42	15	52	3	2	27	34	8	9	5	4	–	–	1	–	–	–
3319	26	52	29	–	10	1	16	27	18	9	15	10	1	–	–	–	–	–
3321	48	57	69	4	5	3	28	37	35	15	15	29	–	–	1	1	–	1
3329	24	19	27	1	2	1	12	12	14	8	5	12	3	–	–	–	–	–
3511	298	228	188	37	63	40	126	96	89	126	65	58	5	1	1	4	3	–
3512	62	48	48	9	12	13	35	26	26	16	8	8	2	1	1	–	1	–
3513	1	–	–	–	–	–	–	–	–	1	–	–	–	–	–	–	–	–
3514	415	461	447	85	119	127	275	300	255	48	36	63	7	1	–	–	5	2
3520	9	6	6	3	3	1	5	3	5	1	–	–	–	–	–	–	–	–
3530	–	1	–	–	–	–	–	1	–	–	–	–	–	–	–	–	–	–
3600	888	821	867	234	179	280	556	560	521	83	82	63	13	–	–	2	–	3
3701	13	21	4	–	–	–	9	19	3	4	2	1	–	–	–	–	–	–
3702	38	27	25	9	4	2	16	17	14	9	6	9	3	–	–	1	–	–
3811	1.574	1.494	1.332	135	85	119	1.246	1.287	1.041	167	116	169	21	3	1	5	3	2
3812	15	9	27	2	1	3	8	6	18	5	2	6	–	–	–	–	–	–
3821	51	71	59	4	10	8	38	50	42	7	10	9	2	–	–	–	1	–
3822	27	26	17	7	10	9	17	12	6	3	4	2	–	–	–	–	–	–
3831	67	52	56	5	–	3	36	41	34	24	10	19	2	–	–	–	1	–
3832	87	64	73	–	3	3	46	39	43	37	22	25	4	–	2	–	–	–
3839	100	94	82	32	23	17	33	55	40	25	16	24	10	–	1	–	–	–
3900	4	4	5	1	2	1	2	1	4	1	1	–	–	–	–	–	–	–
4110	713	852	750	29	37	68	406	608	452	242	192	222	30	4	5	6	11	3
4120	3.038	2.660	2.257	198	133	130	1.626	1.762	1.320	995	731	777	200	15	18	19	19	12
4211	669	647	594	66	86	74	431	445	409	140	109	104	24	–	2	8	7	5
4212	204	153	189	82	62	76	88	69	84	31	18	28	3	–	–	–	4	1
4213	75	54	87	4	2	4	50	40	56	20	11	26	1	–	–	–	1	1
4221	904	737	488	82	38	26	382	369	252	420	323	207	11	–	–	9	7	3
4222	82	99	72	11	12	6	54	68	42	14	19	23	3	–	1	–	–	–
4223	77	38	32	5	2	–	20	13	9	52	23	23	–	–	–	–	–	–
4291	10	12	4	3	2	–	3	6	3	4	4	1	–	–	–	–	–	–

Capítulo 29 - Brasil e Grandes Regiões

29.5 - Quantidade de acidentes do trabalho liquidados, por consequência, segundo a Classificação Nacional de Atividades Econômicas (CNAE), na Região Sul - 2014/2016

(continuação)

CNAE	QUANTIDADE DE ACIDENTES DO TRABALHO LIQUIDADOS																	
	Total			Consequência														
				Assistência Médica			Menos de 15 dias			Mais de 15 dias			Incapacidade Permanente			Óbito		
	2014	2015	2016	2014	2015	2016	2014	2015	2016	2014	2015	2016	2014	2015	2016	2014	2015	2016
4292	286	273	163	119	106	45	92	109	67	67	58	50	7	–	–	1	–	1
4299	210	130	124	26	14	7	117	76	71	53	40	41	11	–	3	3	–	2
4311	12	14	9	–	2	–	6	10	4	6	2	5	–	–	–	–	–	–
4312	8	8	9	1	–	–	4	5	7	3	3	2	–	–	–	–	–	–
4313	191	142	123	13	5	4	100	75	64	61	52	54	13	2	–	4	8	1
4319	5	5	6	–	–	2	1	–	1	3	5	3	1	–	–	–	–	–
4321	433	360	369	48	40	39	228	226	239	134	87	85	20	1	1	3	6	5
4322	128	112	114	4	3	8	78	83	57	41	23	48	3	1	1	2	2	–
4329	108	109	97	16	12	11	58	71	64	30	26	20	2	–	–	2	–	2
4330	335	262	219	19	23	10	151	163	118	133	71	88	26	1	–	6	4	3
4391	116	100	61	5	5	–	79	79	37	25	16	23	5	–	1	2	–	–
4399	518	401	373	26	16	17	280	252	206	173	130	147	37	1	–	2	2	3
4511	578	484	458	24	36	34	397	334	332	131	108	88	21	2	1	5	4	3
4512	146	83	74	–	–	–	4	2	2	141	81	71	1	–	–	–	–	1
4520	430	399	430	19	21	22	202	257	215	189	120	184	19	–	5	1	1	4
4530	873	724	783	32	30	43	430	472	462	366	217	267	39	2	1	6	3	10
4541	125	107	101	2	3	1	49	50	51	66	54	49	8	–	–	–	–	–
4542	3	–	–	–	–	–	–	–	–	2	–	–	1	–	–	–	–	–
4543	11	8	9	–	–	–	3	3	4	8	5	5	–	–	–	–	–	–
4611	22	18	19	1	–	–	12	14	12	9	4	7	–	–	–	–	–	–
4612	3	5	12	–	–	–	1	2	11	2	3	1	–	–	–	–	–	–
4613	1	1	3	–	–	–	–	1	2	1	–	–	–	–	1	–	–	–
4614	7	6	2	5	–	–	2	5	2	–	1	–	–	–	–	–	–	–
4615	2	–	1	–	–	–	1	–	–	–	–	1	1	–	–	–	–	–
4616	1	8	7	–	–	–	–	5	2	1	3	5	–	–	–	–	–	–
4617	10	9	8	2	2	–	4	4	2	4	3	6	–	–	–	–	–	–
4618	5	6	5	1	1	–	2	5	4	1	–	1	1	–	–	–	–	–
4619	17	10	10	1	2	1	8	5	5	6	3	3	2	–	–	–	–	1
4621	1	4	4	–	–	–	–	2	2	1	2	2	–	–	–	–	–	–
4622	131	129	123	10	8	4	72	91	76	38	30	43	9	–	–	2	–	–
4623	469	428	376	35	43	37	292	307	239	121	70	97	16	–	1	5	8	2
4631	22	26	29	1	1	1	13	16	17	8	9	11	–	–	–	–	–	–
4632	235	221	213	35	38	25	109	133	136	78	47	48	7	1	1	6	2	3
4633	77	89	88	1	5	1	41	59	49	29	24	36	5	–	–	1	1	2
4634	113	117	123	4	5	5	82	75	89	21	34	28	4	1	1	2	2	–
4635	480	449	449	67	67	88	289	298	273	112	83	87	11	–	–	1	1	1
4637	111	98	117	4	8	3	70	69	75	33	20	36	3	1	2	1	–	1
4639	199	186	186	6	12	11	109	116	111	73	55	62	7	–	–	4	3	2
4641	41	21	23	1	2	3	30	19	12	10	–	8	–	–	–	–	–	–
4642	54	52	32	5	–	4	27	34	12	20	18	15	1	–	–	1	–	1
4643	8	14	11	–	–	–	1	11	8	7	3	3	–	–	–	–	–	–
4644	68	106	103	4	6	10	42	71	67	20	29	26	2	–	–	–	–	–
4645	32	39	30	2	5	1	20	29	22	9	5	7	1	–	–	–	–	–
4646	25	29	39	4	5	10	12	16	18	9	7	11	–	–	–	–	1	–
4647	31	26	15	3	1	–	23	22	7	4	3	8	–	–	–	1	–	–
4649	115	127	101	11	7	3	67	81	59	32	37	37	3	–	1	2	2	1
4651	16	18	21	–	1	2	8	13	16	8	4	3	–	–	–	–	–	–
4652	17	14	13	–	–	–	13	11	7	4	3	6	–	–	–	–	–	–
4661	155	122	158	16	12	33	109	97	96	28	13	29	1	–	–	1	–	–
4662	19	8	9	–	1	–	13	5	7	5	2	2	1	–	–	–	–	–
4663	60	84	65	7	4	4	38	62	40	15	18	20	–	–	–	–	–	1
4664	13	11	10	3	2	3	8	8	6	2	1	1	–	–	–	–	–	–
4665	21	18	10	–	–	2	13	16	5	8	2	3	–	–	–	–	–	–
4669	38	42	46	–	2	5	27	26	24	9	14	16	2	–	–	–	–	1
4671	90	100	104	2	3	3	37	64	56	37	28	45	13	1	–	1	4	–
4672	118	74	78	4	6	4	78	54	58	32	14	16	3	–	–	1	–	–
4673	23	25	23	–	1	2	18	18	16	3	6	5	2	–	–	–	–	–
4674	5	5	8	5	1	–	–	2	6	–	2	2	–	–	–	–	–	–
4679	157	152	140	13	8	5	97	117	95	40	24	37	6	3	2	1	–	1
4681	40	53	63	6	5	4	21	37	37	11	9	22	1	1	–	1	1	–
4682	105	114	73	31	46	24	56	50	38	17	18	11	1	–	–	–	–	–
4683	101	83	125	6	9	9	65	62	97	29	11	19	1	1	–	–	–	–
4684	73	63	57	1	2	–	60	51	47	10	9	9	1	–	–	1	1	1
4685	80	94	73	17	9	9	41	60	40	17	25	24	5	–	–	–	–	–
4686	45	36	38	2	5	1	23	22	24	16	9	13	2	–	–	2	–	–
4687	201	162	139	10	12	7	111	98	80	66	49	49	10	–	2	4	3	1
4689	181	154	142	25	21	24	109	104	85	42	27	33	5	2	–	–	–	–
4691	132	159	203	30	12	7	78	108	150	21	38	45	2	–	–	1	1	1
4692	38	43	51	1	–	2	22	33	32	13	10	17	2	–	–	–	–	–
4693	162	159	128	7	7	11	112	127	90	40	24	27	2	–	–	1	1	–
4711	4.074	4.628	4.459	338	270	235	2.811	3.448	3.116	873	893	1.090	48	7	8	4	10	10
4712	271	254	262	9	9	6	124	171	156	114	72	97	22	1	3	2	1	–
4713	177	154	164	5	8	6	118	109	114	50	37	43	2	–	–	2	–	1
4721	224	184	205	8	4	9	115	127	120	78	50	70	22	3	3	1	–	3
4722	71	74	72	4	2	4	40	49	51	25	22	15	2	1	–	–	–	2
4723	60	53	62	–	2	4	24	38	36	28	12	21	8	1	–	–	–	1
4724	30	40	29	–	2	1	15	22	20	13	16	8	2	–	–	–	–	–
4729	166	151	163	7	9	6	90	109	102	64	33	53	5	–	1	–	–	1
4731	481	507	479	10	15	20	237	354	284	214	134	166	17	–	3	3	4	6
4732	9	12	5	–	–	1	7	8	3	2	4	1	–	–	–	–	–	–
4741	54	68	57	2	1	1	24	47	32	23	18	24	5	–	–	–	2	–

Capítulo 29 - Brasil e Grandes Regiões

29.5 - Quantidade de acidentes do trabalho liquidados, por consequência, segundo a Classificação Nacional de Atividades Econômicas (CNAE), na Região Sul - 2014/2016

(continuação)

CNAE	QUANTIDADE DE ACIDENTES DO TRABALHO LIQUIDADOS																	
	Total			Consequência														
				Assistência Médica			Menos de 15 dias			Mais de 15 dias			Incapacidade Permanente			Óbito		
	2014	2015	2016	2014	2015	2016	2014	2015	2016	2014	2015	2016	2014	2015	2016	2014	2015	2016
4742	117	110	107	5	6	6	59	76	74	41	26	24	8	–	–	4	2	3
4743	137	118	100	6	6	3	66	70	56	57	39	41	8	1	–	–	2	–
4744	1.223	1.066	996	60	67	48	581	632	569	505	355	364	67	6	8	10	6	7
4751	99	90	94	5	2	5	52	62	71	39	25	18	1	–	–	2	1	–
4752	59	65	56	4	1	5	27	45	40	24	19	10	1	–	–	3	–	1
4753	334	258	230	14	13	15	178	165	140	131	77	74	5	–	–	6	3	1
4754	276	248	238	6	10	10	146	167	145	110	70	80	14	1	2	–	–	1
4755	56	35	38	3	1	1	31	24	27	22	10	10	–	–	–	–	–	–
4756	3	2	1	–	–	–	2	1	–	1	–	1	–	–	–	–	1	–
4757	62	54	46	7	5	5	25	36	25	25	13	14	3	–	2	2	–	–
4759	128	131	142	7	7	5	66	88	103	53	36	32	2	–	–	–	–	2
4761	75	81	69	1	2	3	35	59	40	35	20	22	4	–	1	–	–	3
4762	2	–	1	–	–	–	–	–	1	2	–	–	–	–	–	–	–	–
4763	76	64	50	3	–	3	36	50	32	34	13	15	2	–	–	1	1	–
4771	448	468	456	50	108	74	264	283	272	130	73	107	4	–	–	–	4	3
4772	42	58	59	2	4	10	22	42	32	15	12	17	3	–	–	–	–	–
4773	26	17	14	3	3	–	22	11	9	–	3	5	1	–	–	–	–	–
4774	24	17	17	1	1	1	10	14	13	13	2	3	–	–	–	–	–	–
4781	402	408	452	41	27	26	208	272	286	139	108	136	13	1	2	1	–	2
4782	133	171	203	7	7	11	67	120	126	55	43	65	4	–	–	–	1	1
4783	21	17	20	–	–	3	10	12	11	11	5	6	–	–	–	–	–	–
4784	112	111	76	5	7	3	44	60	41	54	42	30	7	–	–	2	2	2
4785	11	5	9	–	–	–	7	3	6	4	2	2	–	–	1	–	–	–
4789	600	490	461	36	33	30	317	334	305	217	120	117	27	3	7	3	–	2
4911	182	160	87	102	79	48	63	71	28	17	9	11	–	–	–	–	1	–
4912	54	65	57	12	9	8	37	50	47	5	6	1	–	–	–	–	–	1
4921	1.135	1.399	1.462	25	27	12	829	1.179	1.233	228	181	207	50	6	9	3	6	1
4922	194	154	148	4	3	5	113	97	84	59	48	52	13	3	2	5	3	5
4923	22	18	8	–	3	1	16	9	3	6	6	4	–	–	–	–	–	–
4924	12	10	16	–	1	–	5	5	9	6	4	7	1	–	–	–	–	–
4929	59	64	60	2	5	5	29	35	33	24	21	20	4	1	–	–	2	2
4930	3.394	3.243	3.082	298	223	225	1.739	2.067	1.860	1.155	878	934	137	9	11	65	66	52
4940	24	21	10	22	17	6	2	4	4	–	–	–	–	–	–	–	–	–
4950	–	–	4	–	–	–	–	–	3	–	–	1	–	–	–	–	–	–
5011	1	2	1	–	–	–	–	1	–	1	1	1	–	–	–	–	–	–
5012	–	4	3	–	–	–	–	3	1	–	1	2	–	–	–	–	–	–
5021	29	23	24	3	3	5	16	13	11	7	5	8	2	1	–	1	1	–
5022	1	2	7	–	–	2	–	2	3	1	–	2	–	–	–	–	–	–
5030	35	30	25	2	–	1	6	12	9	22	18	15	5	–	–	–	–	–
5091	9	4	4	–	–	–	6	2	3	2	2	1	1	–	–	–	–	–
5099	1	–	2	–	–	–	–	–	2	1	–	–	–	–	–	–	–	–
5111	192	118	56	2	4	1	76	46	39	112	66	15	2	–	–	–	2	1
5112	20	9	1	–	–	–	2	1	1	18	8	–	–	–	–	–	–	–
5120	7	10	2	1	2	–	6	7	2	–	1	–	–	–	–	–	–	–
5211	432	383	379	54	34	27	265	281	278	104	64	71	7	1	1	2	3	2
5212	270	191	125	13	8	7	67	62	44	178	120	73	12	1	–	–	–	1
5221	155	156	114	23	13	13	110	113	82	18	27	16	1	–	–	3	3	3
5222	2	3	5	–	–	–	–	1	4	2	2	1	–	–	–	–	–	–
5223	87	89	122	7	5	3	55	71	90	24	13	28	1	–	1	–	–	–
5229	84	69	79	1	3	3	46	42	48	31	23	25	4	–	–	2	1	3
5231	270	239	221	44	43	42	195	167	153	27	28	26	2	–	–	2	1	–
5232	43	38	49	1	3	11	18	19	31	24	16	6	–	–	–	–	–	1
5239	9	3	7	3	–	1	4	3	4	2	–	2	–	–	–	–	–	–
5240	90	74	78	5	7	10	69	56	51	15	11	17	1	–	–	–	–	–
5250	191	98	63	75	27	16	88	51	37	24	18	10	2	1	–	2	1	–
5310	1.965	2.289	2.355	677	623	740	1.125	1.570	1.476	150	96	135	11	–	2	2	–	2
5320	209	173	168	10	3	–	78	102	93	114	67	74	6	–	–	1	1	1
5510	484	538	536	55	71	58	291	364	351	121	98	123	16	3	2	1	2	2
5590	12	19	21	1	–	2	3	9	10	6	10	9	2	–	–	–	–	–
5611	1.699	1.402	1.722	61	45	63	1.000	1.019	1.169	573	329	479	61	6	8	4	3	3
5612	10	6	2	1	–	–	5	4	1	4	2	1	–	–	–	–	–	–
5620	1.005	868	849	183	124	113	639	560	566	158	181	168	23	2	1	2	1	1
5811	5	6	11	4	1	–	–	3	8	1	2	3	–	–	–	–	–	–
5812	14	14	14	1	1	1	9	10	9	3	3	4	1	–	–	–	–	–
5813	3	5	2	1	–	–	2	3	2	–	1	–	–	–	–	–	1	–
5819	9	11	8	3	2	3	4	9	5	2	–	–	–	–	–	–	–	–
5821	48	28	22	3	2	3	41	22	18	3	4	1	1	–	–	–	–	–
5822	77	71	66	4	6	6	54	52	45	18	13	13	1	–	–	–	–	2
5823	5	3	4	–	–	–	4	3	2	1	–	2	–	–	–	–	–	–
5829	59	54	46	1	1	2	37	46	36	14	7	8	7	–	–	–	–	–
5911	4	3	–	–	1	–	3	1	–	1	1	–	–	–	–	–	–	–
5912	–	1	–	–	–	–	–	1	–	–	–	–	–	–	–	–	–	–
5914	12	11	15	1	2	1	9	7	11	2	2	3	–	–	–	–	–	–
6010	34	19	19	4	–	3	8	14	10	22	5	2	–	–	–	–	–	4
6021	43	64	49	2	4	9	22	43	29	16	17	7	3	–	–	–	–	4
6022	3	6	7	–	–	–	–	–	–	3	6	7	–	–	–	–	–	–
6110	157	182	207	8	7	60	119	151	117	28	24	30	2	–	–	–	–	–
6120	37	97	86	2	2	1	23	78	74	11	16	10	–	–	–	1	1	1
6130	–	1	1	–	–	–	–	1	1	–	–	–	–	–	–	–	–	–
6141	69	7	4	1	1	1	49	4	3	18	2	–	1	–	–	–	–	–
6142	–	2	–	–	–	–	–	2	–	–	–	–	–	–	–	–	–	–

Capítulo 29 - Brasil e Grandes Regiões

29.5 - Quantidade de acidentes do trabalho liquidados, por consequência, segundo a Classificação Nacional de Atividades Econômicas (CNAE), na Região Sul - 2014/2016

(continuação)

CNAE	QUANTIDADE DE ACIDENTES DO TRABALHO LIQUIDADOS																	
	Total			Consequência														
				Assistência Médica			Menos de 15 dias			Mais de 15 dias			Incapacidade Permanente			Óbito		
	2014	2015	2016	2014	2015	2016	2014	2015	2016	2014	2015	2016	2014	2015	2016	2014	2015	2016
6143	–	–	2	–	–	1	–	–	–	–	–	1	–	–	–	–	–	–
6190	57	66	95	3	6	7	29	40	62	22	19	26	2	–	–	1	1	–
6201	399	183	97	2	3	6	30	36	31	365	144	60	–	–	–	2	–	–
6202	24	31	23	3	4	1	16	24	13	5	3	9	–	–	–	–	–	–
6203	36	52	47	4	11	7	24	34	32	8	7	8	–	–	–	–	–	–
6204	30	25	18	8	2	2	21	20	13	1	3	3	–	–	–	–	–	–
6209	65	79	64	7	5	6	50	62	47	8	11	10	–	–	–	–	1	1
6311	109	64	55	14	11	13	50	29	29	42	24	12	3	–	–	–	–	1
6319	2	1	3	1	–	1	–	–	2	1	1	–	–	–	–	–	–	–
6391	–	1	6	–	–	–	–	1	5	–	–	1	–	–	–	–	–	–
6399	4	–	1	1	–	–	1	–	1	2	–	–	–	–	–	–	–	–
6410	–	–	1	–	–	–	–	–	–	–	–	1	–	–	–	–	–	–
6421	246	221	205	125	126	91	64	67	78	56	27	36	1	–	–	–	1	–
6422	834	880	824	128	140	243	501	548	399	181	186	175	23	5	7	1	1	–
6423	63	77	64	10	20	11	46	54	48	4	3	5	2	–	–	1	–	–
6424	41	50	46	3	–	3	24	37	25	11	11	16	1	–	–	2	2	2
6431	2	8	1	–	4	–	2	3	1	–	1	–	–	–	–	–	–	–
6433	1	1	–	–	–	–	1	–	–	–	1	–	–	–	–	–	–	–
6434	2	1	1	–	–	–	1	1	1	1	–	–	–	–	–	–	–	–
6435	2	–	1	–	–	–	–	–	1	2	–	–	–	–	–	–	–	–
6436	10	11	9	5	6	–	3	5	7	2	–	2	–	–	–	–	–	–
6450	–	2	–	–	–	–	–	2	–	–	–	–	–	–	–	–	–	–
6461	2	6	1	–	1	–	1	5	1	1	–	–	–	–	–	–	–	–
6462	75	38	32	5	4	4	54	23	25	14	10	3	1	–	–	1	1	–
6463	1	4	4	–	1	–	–	2	2	1	1	2	–	–	–	–	–	–
6470	–	2	–	–	1	–	–	1	–	–	–	–	–	–	–	–	–	–
6491	1	–	–	1	–	–	–	–	–	–	–	–	–	–	–	–	–	–
6492	–	3	1	–	–	–	–	3	1	–	–	–	–	–	–	–	–	–
6493	6	5	3	–	1	–	3	3	2	1	1	1	2	–	–	–	–	–
6499	7	2	6	3	–	–	4	1	3	–	1	3	–	–	–	–	–	–
6511	17	13	12	5	–	1	9	12	9	3	1	2	–	–	–	–	–	–
6512	4	9	4	–	1	–	2	5	3	2	3	1	–	–	–	–	–	–
6520	2	–	–	–	–	–	1	–	–	–	–	–	–	–	–	1	–	–
6541	1	7	1	–	–	–	–	4	–	1	3	1	–	–	–	–	–	–
6542	–	–	1	–	–	–	–	–	1	–	–	–	–	–	–	–	–	–
6550	172	165	184	36	50	64	121	101	103	14	14	17	1	–	–	–	–	–
6611	–	1	–	–	–	–	–	–	–	–	1	–	–	–	–	–	–	–
6612	5	6	2	–	–	–	5	4	2	–	2	–	–	–	–	–	–	–
6613	27	21	4	2	1	–	1	3	3	24	17	1	–	–	–	–	–	–
6619	6	8	9	1	–	–	4	3	5	1	5	4	–	–	–	–	–	–
6621	2	4	1	–	–	–	–	1	–	2	3	1	–	–	–	–	–	–
6622	10	16	13	1	2	–	6	10	9	3	4	4	–	–	–	–	–	–
6629	7	3	3	1	–	–	4	2	2	2	1	1	–	–	–	–	–	–
6630	35	20	1	–	–	–	2	–	–	33	20	1	–	–	–	–	–	–
6810	85	80	86	6	8	5	49	55	51	23	17	27	6	–	–	1	–	3
6821	60	68	54	2	7	–	34	46	38	20	15	16	4	–	–	–	–	–
6822	48	43	60	3	3	3	29	25	38	14	14	19	2	–	–	–	1	–
6911	47	61	52	3	2	4	33	47	34	10	12	13	1	–	–	–	–	1
6912	16	16	23	2	1	–	10	13	21	4	2	2	–	–	–	–	–	–
6920	169	177	180	7	13	20	104	125	129	57	39	29	–	–	–	1	–	2
7010	5	5	3	–	–	–	2	–	1	3	5	2	–	–	–	–	–	–
7020	59	53	54	7	9	12	40	39	29	9	4	13	–	–	–	3	1	–
7111	12	7	7	–	–	–	5	5	4	6	2	2	1	–	1	–	–	–
7112	354	352	391	43	19	28	193	252	263	103	76	95	14	2	2	1	3	3
7119	20	12	17	5	2	4	5	8	6	6	1	7	4	–	–	–	1	–
7120	31	29	43	1	–	8	25	25	22	5	4	13	–	–	–	–	–	–
7210	88	78	74	21	25	21	50	40	43	15	13	10	1	–	–	1	–	–
7220	26	15	5	6	1	–	8	3	2	11	11	3	1	–	–	–	–	–
7311	42	19	12	–	–	–	4	2	6	38	17	6	–	–	–	–	–	–
7312	20	26	19	2	4	1	9	16	14	9	6	4	–	–	–	–	–	–
7319	63	76	56	2	3	4	39	51	29	18	22	22	4	–	1	–	–	–
7320	10	9	12	–	–	2	4	3	7	6	6	3	–	–	–	–	–	–
7410	6	6	1	1	–	–	5	4	1	–	2	–	–	–	–	–	–	–
7420	37	27	11	3	–	–	8	13	6	23	13	5	3	1	–	–	–	–
7490	41	52	43	7	8	14	23	27	17	10	16	12	1	1	–	–	–	–
7500	7	13	9	1	2	–	3	9	7	3	2	2	–	–	–	–	–	–
7711	44	44	42	3	3	5	27	34	28	10	7	9	3	–	–	1	–	–
7719	5	9	3	–	–	–	3	6	2	2	3	1	–	–	–	–	–	–
7721	3	1	2	–	–	–	1	1	1	2	–	1	–	–	–	–	–	–
7722	1	1	2	–	–	–	–	1	1	1	–	1	–	–	–	–	–	–
7723	18	26	20	–	1	1	7	17	9	9	5	10	2	3	–	–	–	–
7729	15	10	7	–	–	–	9	7	5	4	3	2	2	–	–	–	–	–
7731	2	3	4	–	–	–	1	1	2	1	2	2	–	–	–	–	–	–
7732	81	76	86	2	1	11	56	51	52	21	21	22	2	1	1	–	2	–
7733	11	9	18	–	–	5	5	3	13	6	6	–	–	–	–	–	–	–
7739	94	104	78	13	8	4	54	75	52	23	21	22	4	–	–	–	–	–
7740	9	4	9	4	–	–	4	4	8	1	–	1	–	–	–	–	–	–
7810	57	41	33	–	–	–	32	26	16	17	14	17	6	1	–	2	–	–
7820	379	426	376	37	28	33	234	275	194	90	118	146	14	3	2	4	2	1
7830	87	100	132	6	5	17	61	67	73	17	27	40	3	1	1	–	–	1
7911	32	31	28	2	1	1	17	19	21	11	11	4	2	–	–	–	–	2

Capítulo 29 - Brasil e Grandes Regiões

29.5 - Quantidade de acidentes do trabalho liquidados, por consequência, segundo a Classificação Nacional de Atividades Econômicas (CNAE), na Região Sul - 2014/2016

(conclusão)

CNAE	QUANTIDADE DE ACIDENTES DO TRABALHO LIQUIDADOS																	
	Total			Consequência														
				Assistência Médica			Menos de 15 dias			Mais de 15 dias			Incapacidade Permanente			Óbito		
	2014	2015	2016	2014	2015	2016	2014	2015	2016	2014	2015	2016	2014	2015	2016	2014	2015	2016
7912	1	1	1	–	–	–	1	1	1	–	–	–	–	–	–	–	–	–
7990	3	5	4	–	–	–	2	3	4	1	2	–	–	–	–	–	–	–
8011	747	789	698	39	42	28	392	469	374	274	272	290	31	–	–	11	6	6
8012	314	350	266	21	5	15	221	256	171	69	86	79	2	–	–	1	3	1
8020	166	174	191	14	9	16	102	122	111	48	42	62	1	–	–	1	1	2
8030	71	45	33	–	–	–	–	–	–	67	45	33	4	–	–	–	–	–
8111	156	179	177	5	15	10	89	107	100	61	55	63	1	1	–	–	1	4
8112	518	492	606	36	28	42	296	368	421	163	94	135	21	1	5	2	1	3
8121	849	933	898	143	124	122	495	434	405	169	367	362	41	8	7	1	–	2
8122	39	34	52	–	–	4	10	12	13	27	21	35	1	–	–	1	1	–
8129	209	217	279	27	41	53	131	120	156	44	56	69	7	–	–	–	–	1
8130	81	49	35	–	–	–	24	18	19	52	30	16	3	–	–	2	1	–
8211	294	279	237	54	31	28	162	188	164	66	57	44	8	–	1	4	3	–
8219	78	74	88	3	3	2	46	52	59	24	19	26	5	–	–	–	–	1
8220	167	189	180	6	8	6	108	135	129	51	46	43	2	–	–	–	–	2
8230	44	39	38	2	2	–	25	19	20	14	17	17	3	1	–	–	–	1
8291	128	103	70	6	4	4	30	41	42	89	58	24	3	–	–	–	–	–
8292	14	26	21	1	–	4	10	24	11	3	2	5	–	–	–	–	–	1
8299	341	384	369	50	65	69	186	221	205	87	91	93	17	2	1	1	5	1
8411	2.260	2.553	2.290	455	486	425	1.310	1.344	1.165	359	685	668	124	26	23	12	12	9
8412	63	164	207	15	4	11	30	38	27	16	121	169	2	–	–	–	1	–
8413	8	3	13	–	–	–	7	2	8	1	1	5	–	–	–	–	–	–
8422	4	6	3	–	–	–	3	4	1	1	2	2	–	–	–	–	–	–
8423	12	18	11	2	1	2	8	13	7	1	4	2	–	–	–	1	–	–
8424	18	14	16	–	4	3	12	6	9	5	4	4	1	–	–	–	–	–
8425	1	–	–	–	–	–	1	–	–	–	–	–	–	–	–	–	–	–
8430	10	6	6	1	–	2	8	4	3	1	2	1	–	–	–	–	–	–
8511	1.048	989	725	7	7	9	37	51	72	992	931	644	12	–	–	–	–	–
8512	76	96	105	5	8	15	47	68	69	21	20	20	2	–	1	1	–	–
8513	214	246	282	23	28	26	140	171	203	45	46	53	6	–	–	–	1	–
8520	240	222	279	24	17	27	154	173	205	59	32	45	3	–	–	–	–	2
8531	624	599	547	179	155	157	352	355	322	91	89	67	1	–	–	1	–	1
8532	325	327	307	36	51	46	230	226	210	54	50	50	5	–	–	–	–	1
8533	36	40	42	12	15	12	23	22	26	1	3	4	–	–	–	–	–	–
8541	26	25	38	3	1	4	16	23	29	7	1	5	–	–	–	–	–	–
8542	14	12	8	1	1	1	6	1	5	7	10	1	–	–	–	–	–	1
8550	12	15	23	–	–	3	10	11	12	2	4	8	–	–	–	–	–	–
8591	6	4	3	–	–	–	4	1	1	2	3	2	–	–	–	–	–	–
8592	–	3	4	–	–	–	–	3	3	–	–	1	–	–	–	–	–	–
8593	19	22	20	1	2	2	11	14	10	7	6	8	–	–	–	–	–	–
8599	308	328	303	60	54	70	175	220	179	63	53	54	8	–	–	2	1	–
8610	12.874	13.416	13.063	7.683	7.530	7.054	4.703	4.874	4.862	442	1.005	1.138	43	4	1	3	3	8
8621	125	98	57	72	41	14	44	49	37	9	8	6	–	–	–	–	–	–
8622	8	6	6	1	–	2	5	5	2	–	1	2	2	–	–	–	–	–
8630	395	460	512	158	181	206	211	248	262	24	31	43	2	–	1	–	–	–
8640	577	593	645	273	322	308	254	237	297	45	34	39	5	–	–	–	–	1
8650	62	70	57	14	37	17	39	29	34	8	4	5	1	–	–	–	–	1
8660	35	84	98	19	39	61	12	35	31	3	9	6	1	–	–	–	1	–
8690	302	252	228	183	153	136	103	81	77	14	18	15	2	–	–	–	–	–
8711	64	67	84	3	4	5	44	48	49	14	15	26	3	–	2	–	–	2
8712	7	6	8	4	1	2	1	3	5	2	2	1	–	–	–	–	–	–
8720	12	23	8	6	6	3	4	14	4	2	3	1	–	–	–	–	–	–
8730	107	124	150	16	22	27	71	70	82	19	32	41	1	–	–	–	–	–
8800	326	379	362	61	78	65	224	261	263	40	40	34	–	–	–	1	–	–
9001	16	7	21	1	–	–	10	1	8	5	6	9	–	–	–	–	–	4
9002	–	–	1	–	–	–	–	–	1	–	–	–	–	–	–	–	–	–
9003	–	–	1	–	–	–	–	–	–	–	–	1	–	–	–	–	–	–
9101	19	19	15	1	5	–	18	14	14	–	–	1	–	–	–	–	–	–
9102	2	3	3	–	–	–	2	3	3	–	–	–	–	–	–	–	–	–
9103	27	32	15	1	4	7	25	26	7	1	2	1	–	–	–	–	–	–
9200	2	–	–	–	–	–	–	–	–	1	–	–	1	–	–	–	–	–
9311	6	3	5	–	2	1	4	1	4	2	–	–	–	–	–	–	–	–
9312	139	151	185	3	13	7	87	98	108	47	40	37	2	–	–	–	–	33
9313	27	39	37	4	3	1	10	22	27	11	14	9	2	–	–	–	–	–
9319	10	28	25	–	1	–	3	16	8	7	11	15	–	–	1	–	–	1
9321	30	64	48	4	4	4	11	44	31	15	16	13	–	–	–	–	–	–
9329	30	30	42	2	–	3	16	22	29	9	7	10	1	–	–	2	1	–
9411	200	150	175	89	50	57	99	86	92	11	14	26	1	–	–	–	–	–
9412	143	144	133	34	28	19	83	73	73	22	43	39	3	–	–	1	–	2
9420	128	113	142	9	5	9	89	82	100	28	25	32	2	1	–	–	–	1
9430	480	507	427	75	55	54	259	348	260	116	102	111	30	1	1	–	1	1
9491	174	210	133	30	35	9	97	121	73	39	31	34	7	23	16	1	–	1
9492	95	24	9	–	–	–	–	–	–	95	24	9	–	–	–	–	–	–
9493	2	4	–	–	–	–	1	4	–	1	–	–	–	–	–	–	–	–
9499	195	197	126	57	49	5	96	116	92	33	31	29	7	–	–	2	1	–
9511	29	16	32	2	–	1	16	15	23	10	1	7	1	–	1	–	–	–
9512	16	8	6	–	–	–	7	5	4	9	3	2	–	–	–	–	–	–
9521	39	40	37	3	–	5	14	23	24	19	17	8	3	–	–	–	–	–
9529	36	35	26	2	1	4	18	20	16	16	14	6	–	–	–	–	–	–
9601	100	109	78	8	8	4	54	75	50	31	24	24	6	1	–	1	1	–
9602	19	17	23	3	1	2	8	12	13	8	4	8	–	–	–	–	–	–
9603	34	38	32	6	3	6	20	28	23	8	7	3	–	–	–	–	–	–
9609	27	31	36	–	1	2	9	17	19	15	13	14	3	–	–	–	–	1
9700	15	14	17	–	1	2	15	13	15	–	–	–	–	–	–	–	–	–
9900	1	–	–	–	–	–	–	–	–	1	–	–	–	–	–	–	–	–
Ignorado	35.169	23.026	22.695	17	10	15	313	371	387	33.979	19.684	19.490	852	2.954	2.794	8	7	9

Fonte: DATAPREV, CAT, SUB.

Nota: Os dados são preliminares, estando sujeitos a correções.

Capítulo 29 - Brasil e Grandes Regiões

29.6 - Quantidade de acidentes do trabalho liquidados, por consequência, segundo a Classificação Nacional de Atividades Econômicas (CNAE), na Região Centro-Oeste - 2014/2016

(continua)

CNAE	QUANTIDADE DE ACIDENTES DO TRABALHO LIQUIDADOS																	
	Total			Consequência														
				Assistência Médica			Menos de 15 dias			Mais de 15 dias			Incapacidade Permanente			Óbito		
	2014	2015	2016	2014	2015	2016	2014	2015	2016	2014	2015	2016	2014	2015	2016	2014	2015	2016
TOTAL	**52.373**	**46.809**	**45.327**	**6.694**	**6.681**	**6.744**	**24.663**	**26.577**	**24.383**	**19.676**	**12.383**	**13.092**	**980**	**890**	**832**	**360**	**278**	**276**
0111	210	137	102	3	6	7	102	92	64	100	35	28	–	–	–	5	4	3
0112	450	228	147	1	3	3	81	62	60	367	160	82	1	2	2	–	1	–
0113	468	304	284	82	41	41	297	218	202	77	42	36	10	–	–	2	3	5
0115	903	832	1.002	23	26	37	680	703	812	179	91	142	5	–	–	16	12	11
0116	22	6	3	2	–	–	18	6	2	1	–	1	–	–	–	1	–	–
0119	29	27	31	1	1	1	23	23	25	5	1	4	–	–	–	–	2	1
0121	246	83	109	–	–	–	8	9	12	238	74	97	–	–	–	–	–	–
0122	1	4	1	–	–	–	1	2	1	–	1	–	–	–	–	–	1	–
0131	10	12	8	–	–	–	6	12	6	4	–	–	–	–	2	–	–	–
0132	1	2	–	–	–	–	–	1	–	1	–	–	–	1	–	–	–	–
0133	2	2	4	1	–	–	1	2	4	–	–	–	–	–	–	–	–	–
0134	11	6	3	–	–	1	1	4	1	10	2	1	–	–	–	–	–	–
0135	–	1	–	–	–	–	–	–	–	–	–	–	–	1	–	–	–	–
0139	42	24	14	–	–	–	6	10	9	36	13	5	–	–	–	–	1	–
0141	478	632	820	12	16	17	296	495	596	161	115	199	4	–	1	5	6	7
0142	5	6	6	–	–	–	4	6	2	1	–	4	–	–	–	–	–	–
0151	968	814	792	13	14	7	599	622	572	338	171	208	4	3	2	14	4	3
0152	6	5	4	–	–	–	3	5	4	2	–	–	–	–	–	1	–	–
0153	4	1	4	–	–	–	1	1	4	2	–	–	–	–	–	1	–	–
0154	41	38	43	3	–	1	29	31	30	9	6	11	–	–	–	–	1	1
0155	104	90	66	10	8	8	74	63	44	17	17	14	1	1	–	2	1	–
0159	6	5	2	–	–	–	2	3	–	4	1	2	–	–	–	–	1	–
0161	168	294	176	17	8	8	88	240	107	50	41	49	5	–	9	8	5	3
0162	83	77	76	1	–	3	50	56	49	30	18	19	2	1	2	–	2	3
0163	19	18	27	1	1	1	11	12	17	7	5	8	–	–	–	–	–	1
0210	107	117	84	31	53	34	52	50	40	23	12	10	–	–	–	1	2	–
0220	47	24	19	2	–	–	28	17	14	12	7	5	1	–	–	4	–	–
0230	60	60	58	11	11	20	33	39	25	14	10	12	1	–	–	1	–	1
0311	–	1	–	–	–	–	–	1	–	–	–	–	–	–	–	–	–	–
0312	1	–	–	–	–	–	–	–	–	1	–	–	–	–	–	–	–	–
0322	7	15	14	–	–	–	5	11	8	1	4	6	–	–	–	1	–	–
0600	2	–	–	2	–	–	–	–	–	–	–	–	–	–	–	–	–	–
0710	21	18	19	15	12	9	2	3	7	1	3	3	3	–	–	–	–	–
0721	1	–	–	–	–	–	1	–	–	–	–	–	–	–	–	–	–	–
0723	2	3	–	–	–	–	1	2	–	–	–	–	1	–	–	–	1	–
0724	62	75	83	36	51	46	15	17	27	10	7	8	1	–	–	–	–	2
0729	56	32	16	51	28	10	2	2	1	3	2	4	–	–	–	–	–	1
0810	134	112	91	6	–	5	65	87	57	56	24	29	5	–	–	2	1	–
0891	63	57	44	7	8	13	36	36	25	18	12	5	1	–	–	1	1	1
0893	1	–	–	–	–	–	1	–	–	–	–	–	–	–	–	–	–	–
0899	72	36	31	18	9	8	41	21	17	8	6	6	1	–	–	4	–	–
0910	3	1	1	3	1	–	–	–	1	–	–	–	–	–	–	–	–	–
0990	9	4	5	6	4	2	2	–	2	1	–	1	–	–	–	–	–	–
1011	2.048	2.145	2.389	531	582	943	1.199	1.280	1.172	290	272	265	23	3	1	5	8	8
1012	1.482	1.385	1.087	894	741	712	401	483	236	175	156	135	10	–	–	2	5	4
1013	98	72	83	4	2	5	60	48	45	29	22	32	3	–	–	2	–	1
1020	9	10	16	–	–	–	7	7	13	2	3	3	–	–	–	–	–	–
1031	33	56	58	15	25	31	14	22	14	4	9	13	–	–	–	–	–	–
1032	55	69	64	12	2	–	22	44	45	21	23	19	–	–	–	–	–	–
1033	7	6	6	–	–	–	5	6	5	2	–	1	–	–	–	–	–	–
1041	208	142	150	46	31	24	117	88	88	42	21	36	1	–	–	2	2	2
1042	59	64	87	15	15	24	35	41	50	8	6	13	1	–	–	–	2	–
1043	2	4	3	–	–	2	1	3	1	1	1	–	–	–	–	–	–	–
1051	27	34	19	–	–	–	18	10	7	9	24	12	–	–	–	–	–	–
1052	179	225	197	23	54	14	85	130	128	64	41	51	5	–	–	2	–	4
1053	15	23	30	–	–	–	10	18	18	5	5	12	–	–	–	–	–	–
1061	38	36	37	1	1	–	15	23	23	17	12	13	4	–	–	1	–	1
1062	37	31	30	1	1	–	21	25	19	15	5	11	–	–	–	–	–	–
1063	2	2	–	–	–	–	1	1	–	1	1	–	–	–	–	–	–	–
1064	12	7	9	–	–	–	7	4	7	5	3	2	–	–	–	–	–	–
1065	19	22	27	–	–	–	10	15	19	7	7	8	2	–	–	–	–	–
1066	120	163	145	11	8	13	69	123	101	35	30	30	2	–	–	3	2	1
1069	16	27	13	1	1	–	8	18	11	7	8	2	–	–	–	–	–	–
1071	721	822	855	170	260	333	455	490	431	82	71	85	11	–	1	3	1	5
1072	1	3	1	–	–	–	1	1	–	–	2	1	–	–	–	–	–	–
1081	12	14	24	1	–	–	7	10	17	1	4	7	2	–	–	1	–	–
1091	114	144	135	5	1	1	70	110	99	38	33	35	1	–	–	–	–	–
1092	297	157	69	251	136	32	40	18	29	5	3	8	1	–	–	–	–	–
1093	1	1	1	–	–	–	–	1	1	1	–	–	–	–	–	–	–	–
1094	18	14	12	1	1	1	12	5	6	5	8	5	–	–	–	–	–	–
1095	28	30	43	12	10	8	10	17	28	6	3	6	–	–	–	–	–	1
1096	24	16	5	–	–	–	16	12	2	8	4	3	–	–	–	–	–	–
1099	69	54	58	1	1	–	40	36	41	26	17	17	2	–	–	–	–	–

Capítulo 29 - Brasil e Grandes Regiões

29.6 - Quantidade de acidentes do trabalho liquidados, por consequência, segundo a Classificação Nacional de Atividades Econômicas (CNAE), na Região Centro-Oeste - 2014/2016

(continuação)

CNAE	QUANTIDADE DE ACIDENTES DO TRABALHO LIQUIDADOS																	
	Total			Consequência														
				Assistência Médica			Menos de 15 dias			Mais de 15 dias			Incapacidade Permanente			Óbito		
	2014	2015	2016	2014	2015	2016	2014	2015	2016	2014	2015	2016	2014	2015	2016	2014	2015	2016
1111	14	8	9	–	–	–	–	5	4	14	3	4	–	–	–	–	–	1
1112	1	1	–	–	–	–	–	1	–	1	–	–	–	–	–	–	–	–
1113	83	69	60	31	15	14	35	40	36	14	13	10	1	–	–	2	1	–
1121	37	42	36	2	–	–	26	34	27	9	7	8	–	–	–	–	1	1
1122	243	217	131	36	28	21	163	161	84	40	27	26	1	–	–	3	1	–
1220	2	–	1	–	–	–	1	–	1	–	–	–	1	–	–	–	–	–
1311	55	46	36	1	1	–	42	32	23	10	13	11	–	–	1	2	–	1
1313	1	–	–	–	–	–	–	–	–	–	–	–	1	–	–	–	–	–
1321	13	5	12	–	–	–	8	5	9	5	–	3	–	–	–	–	–	–
1323	14	14	12	–	2	–	11	9	10	3	3	2	–	–	–	–	–	–
1330	–	–	2	–	–	–	–	–	1	–	–	–	–	–	–	–	–	1
1340	8	5	1	–	–	–	6	5	1	2	–	–	–	–	–	–	–	–
1351	23	23	17	–	–	2	8	17	10	15	6	5	–	–	–	–	–	–
1352	6	3	2	1	–	–	3	3	1	2	–	–	–	–	–	–	–	1
1354	3	6	3	–	–	–	–	4	3	3	2	–	–	–	–	–	–	–
1359	24	15	23	–	–	–	20	10	20	4	5	3	–	–	–	–	–	–
1411	27	26	10	–	–	–	12	16	5	14	10	5	1	–	–	–	–	–
1412	97	97	95	1	1	14	54	58	51	40	35	27	2	1	1	–	2	2
1413	18	23	17	2	2	–	9	8	7	6	13	10	–	–	–	1	–	–
1414	9	14	13	–	1	–	3	10	8	6	3	5	–	–	–	–	–	–
1421	–	–	1	–	–	–	–	–	1	–	–	–	–	–	–	–	–	–
1422	42	44	70	2	5	18	38	28	43	2	11	9	–	–	–	–	–	–
1510	163	150	150	19	20	24	100	97	96	41	30	30	2	–	–	1	3	–
1521	4	1	4	1	–	–	–	1	2	3	–	2	–	–	–	–	–	–
1529	4	6	5	–	2	–	2	–	1	2	4	4	–	–	–	–	–	–
1531	4	6	3	–	–	–	1	6	2	3	–	1	–	–	–	–	–	–
1532	7	–	1	–	–	–	3	–	1	4	–	–	–	–	–	–	–	–
1533	11	14	4	–	–	–	4	10	1	6	4	3	1	–	–	–	–	–
1539	7	3	2	–	–	–	6	2	1	1	1	1	–	–	–	–	–	–
1540	6	1	4	–	–	–	4	1	2	2	–	2	–	–	–	–	–	–
1610	327	259	238	7	10	3	138	163	132	173	81	102	7	2	–	2	3	1
1621	33	27	24	1	–	–	18	19	11	14	8	12	–	–	1	–	–	–
1622	26	33	25	–	1	–	12	24	13	11	8	12	3	–	–	–	–	–
1623	14	8	13	–	–	–	3	3	9	11	5	4	–	–	–	–	–	–
1629	32	21	32	2	2	–	14	15	22	15	4	10	–	–	–	1	–	–
1710	110	116	132	59	62	65	34	40	45	17	13	22	–	–	–	–	1	–
1721	45	31	46	20	15	21	15	15	22	10	1	3	–	–	–	–	–	–
1731	15	21	30	–	–	–	11	13	20	4	8	9	–	–	–	–	–	1
1733	2	8	5	2	3	1	–	4	3	–	1	1	–	–	–	–	–	–
1741	25	57	37	1	1	–	9	50	30	15	5	7	–	–	–	–	1	–
1742	165	197	129	1	6	18	115	179	94	49	12	17	–	–	–	–	–	–
1749	63	43	42	3	1	–	48	37	25	11	5	17	1	–	–	–	–	–
1811	16	11	8	–	1	–	7	9	7	9	1	1	–	–	–	–	–	–
1812	18	5	–	–	–	–	–	–	–	18	5	–	–	–	–	–	–	–
1813	40	22	20	1	1	1	19	16	11	20	5	8	–	–	–	–	–	–
1821	7	6	1	–	–	–	3	4	–	4	2	1	–	–	–	–	–	–
1822	5	3	4	1	–	–	4	2	2	–	1	2	–	–	–	–	–	–
1910	2	1	–	–	–	–	–	–	–	2	1	–	–	–	–	–	–	–
1921	7	2	–	3	1	–	2	1	–	1	–	–	–	–	–	1	–	–
1922	1	4	1	–	–	–	1	2	1	–	2	–	–	–	–	–	–	–
1931	1.401	1.141	900	292	237	176	866	734	554	215	167	166	20	–	–	8	3	4
1932	35	24	18	5	–	1	19	21	16	10	3	1	1	–	–	–	–	–
2012	1	3	8	1	2	6	–	–	2	–	1	–	–	–	–	–	–	–
2013	112	117	118	5	14	10	86	89	93	19	14	15	–	–	–	2	–	–
2014	–	–	3	–	–	–	–	–	2	–	–	1	–	–	–	–	–	–
2019	6	–	3	5	–	3	–	–	–	1	–	–	–	–	–	–	–	–
2021	4	2	3	–	–	–	–	1	3	4	1	–	–	–	–	–	–	–
2022	3	–	–	–	–	–	–	–	–	3	–	–	–	–	–	–	–	–
2029	5	1	1	–	–	–	–	1	1	5	–	–	–	–	–	–	–	–
2031	5	2	1	–	–	–	–	–	–	5	2	1	–	–	–	–	–	–
2033	1	–	–	–	–	–	1	–	–	–	–	–	–	–	–	–	–	–
2040	9	2	4	–	–	–	–	–	4	9	2	–	–	–	–	–	–	–
2051	–	1	–	–	–	–	–	1	–	–	–	–	–	–	–	–	–	–
2052	1	2	1	–	–	–	1	2	–	–	–	1	–	–	–	–	–	–
2061	36	20	23	14	5	7	20	13	12	2	2	4	–	–	–	–	–	–
2062	13	10	9	1	–	1	7	8	7	4	2	1	1	–	–	–	–	–
2063	16	14	63	1	–	–	9	11	51	6	3	12	–	–	–	–	–	–
2071	25	23	22	–	–	1	16	17	17	9	6	4	–	–	–	–	–	–
2073	–	5	2	–	–	–	–	4	2	–	1	–	–	–	–	–	–	–
2091	4	5	–	–	–	–	–	–	–	4	5	–	–	–	–	–	–	–
2092	2	–	–	–	–	–	1	–	–	1	–	–	–	–	–	–	–	–
2093	–	7	6	–	–	–	–	5	4	–	2	2	–	–	–	–	–	–
2099	40	22	15	20	7	5	15	12	10	4	3	–	–	–	–	1	–	–
2110	4	4	5	–	–	–	1	3	4	2	1	1	–	–	–	1	–	–
2121	230	192	261	3	4	18	178	162	208	44	26	35	3	–	–	2	–	–

Capítulo 29 - Brasil e Grandes Regiões

29.6 - Quantidade de acidentes do trabalho liquidados, por consequência, segundo a Classificação Nacional de Atividades Econômicas (CNAE), na Região Centro-Oeste - 2014/2016

(continuação)

CNAE	QUANTIDADE DE ACIDENTES DO TRABALHO LIQUIDADOS																	
	Total			Consequência														
				Assistência Médica			Menos de 15 dias			Mais de 15 dias			Incapacidade Permanente			Óbito		
	2014	2015	2016	2014	2015	2016	2014	2015	2016	2014	2015	2016	2014	2015	2016	2014	2015	2016
2122	4	5	3	–	1	1	3	3	2	1	1	–	–	–	–	–	–	–
2123	1	–	–	–	–	–	1	–	–	–	–	–	–	–	–	–	–	–
2211	7	2	–	–	–	–	–	1	–	7	–	–	–	–	–	–	1	–
2212	32	29	26	1	–	–	19	16	18	9	13	8	3	–	–	–	–	–
2219	64	56	34	–	1	–	10	7	9	54	48	25	–	–	–	–	–	–
2221	16	20	15	–	–	–	12	15	10	4	5	5	–	–	–	–	–	–
2222	183	155	86	10	8	1	118	112	63	50	34	22	3	–	–	2	1	–
2223	10	18	15	1	–	–	7	13	12	2	5	3	–	–	–	–	–	–
2229	83	54	54	3	2	3	41	43	36	38	9	15	1	–	–	–	–	–
2311	68	61	50	1	2	–	47	46	37	18	13	13	1	–	–	1	–	–
2319	2	4	6	–	1	–	1	3	2	1	–	4	–	–	–	–	–	–
2320	55	53	54	15	17	15	30	31	32	6	4	7	3	–	–	1	1	–
2330	252	182	176	6	13	25	134	124	92	97	42	56	10	–	–	5	3	3
2341	9	7	5	–	–	–	2	1	2	7	6	3	–	–	–	–	–	–
2342	166	138	97	2	10	3	93	87	55	67	39	37	4	–	–	–	2	2
2349	16	8	5	–	–	–	7	4	1	9	4	4	–	–	–	–	–	–
2391	31	33	29	1	–	–	15	19	17	15	14	12	–	–	–	–	–	–
2392	2	3	–	–	–	–	2	2	–	–	1	–	–	–	–	–	–	–
2399	6	6	5	1	1	1	4	5	4	1	–	–	–	–	–	–	–	–
2411	20	10	7	–	–	2	10	8	–	8	1	5	2	–	–	–	1	–
2412	69	47	42	57	37	24	5	7	14	7	3	4	–	–	–	–	–	–
2421	1	–	–	–	–	–	–	–	–	–	–	–	1	–	–	–	–	–
2422	30	25	20	2	7	1	25	17	16	3	1	3	–	–	–	–	–	–
2423	13	10	10	7	6	6	4	3	3	2	1	1	–	–	–	–	–	–
2424	16	14	14	1	–	1	6	8	8	9	6	5	–	–	–	–	–	–
2431	7	1	–	2	–	–	4	1	–	1	–	–	–	–	–	–	–	–
2441	10	10	1	–	–	–	6	8	–	4	2	1	–	–	–	–	–	–
2443	4	5	3	–	–	–	1	5	3	3	–	–	–	–	–	–	–	–
2449	–	2	2	–	–	–	–	–	1	–	2	–	–	–	–	–	–	1
2451	5	4	12	–	1	–	3	2	7	1	1	5	1	–	–	–	–	–
2452	6	3	4	–	–	–	1	2	2	5	1	2	–	–	–	–	–	–
2511	168	113	99	5	5	6	96	82	59	61	26	33	5	–	1	1	–	–
2512	94	105	82	7	21	17	41	62	39	45	22	26	1	–	–	–	–	–
2513	1	1	1	–	–	1	–	1	–	1	–	–	–	–	–	–	–	–
2521	11	6	2	–	–	–	4	4	2	7	2	–	–	–	–	–	–	–
2522	8	2	5	–	–	–	2	1	1	6	1	4	–	–	–	–	–	–
2531	–	–	4	–	–	–	–	–	3	–	–	1	–	–	–	–	–	–
2532	26	19	23	–	–	2	13	15	16	13	4	5	–	–	–	–	–	–
2539	36	43	40	2	1	1	14	25	21	19	17	16	1	–	–	–	–	2
2542	33	15	20	1	–	–	15	10	14	15	5	5	2	–	1	–	–	–
2543	9	4	5	1	–	1	4	3	2	4	1	1	–	–	–	–	–	1
2591	22	29	28	7	4	6	14	23	15	1	2	7	–	–	–	–	–	–
2592	22	11	17	–	1	–	15	7	8	7	3	9	–	–	–	–	–	–
2593	3	8	3	–	–	–	2	5	2	1	2	1	–	–	–	–	1	–
2599	67	60	71	1	3	2	36	41	55	30	16	14	–	–	–	–	–	–
2610	1	1	3	–	–	–	–	1	3	1	–	–	–	–	–	–	–	–
2631	–	2	1	–	–	–	–	2	1	–	–	–	–	–	–	–	–	–
2640	2	1	2	–	–	–	1	–	2	1	1	–	–	–	–	–	–	–
2651	2	2	3	–	–	–	1	2	2	1	–	1	–	–	–	–	–	–
2660	12	–	–	1	–	–	8	–	–	3	–	–	–	–	–	–	–	–
2710	12	16	14	–	1	2	10	13	10	2	2	2	–	–	–	–	–	–
2721	1	–	–	–	–	–	–	–	–	1	–	–	–	–	–	–	–	–
2722	2	4	1	–	–	–	–	3	1	2	1	–	–	–	–	–	–	–
2731	28	16	6	1	–	2	20	12	3	6	3	1	–	1	–	1	–	–
2732	2	2	2	–	–	–	1	2	1	1	–	1	–	–	–	–	–	–
2733	10	7	4	–	–	–	6	7	4	3	–	–	1	–	–	–	–	–
2740	2	2	4	–	–	–	1	2	3	1	–	1	–	–	–	–	–	–
2751	56	66	15	6	23	6	37	34	4	12	9	5	1	–	–	–	–	–
2759	2	3	7	–	–	–	2	3	5	–	–	2	–	–	–	–	–	–
2790	11	9	9	–	1	1	6	7	4	4	1	4	1	–	–	–	–	–
2811	6	4	3	–	–	–	–	2	2	5	2	1	1	–	–	–	–	–
2812	2	1	2	–	–	–	–	–	1	1	1	1	1	–	–	–	–	–
2813	3	7	7	–	–	–	3	5	1	–	2	6	–	–	–	–	–	–
2815	–	1	–	–	–	–	–	–	–	–	1	–	–	–	–	–	–	–
2821	2	1	–	–	–	–	2	1	–	–	–	–	–	–	–	–	–	–
2822	13	7	7	–	–	–	12	7	5	1	–	2	–	–	–	–	–	–
2823	5	4	7	–	–	–	2	2	4	3	2	3	–	–	–	–	–	–
2824	2	–	–	–	–	–	1	–	–	1	–	–	–	–	–	–	–	–
2825	3	–	–	–	–	–	1	–	–	2	–	–	–	–	–	–	–	–
2829	20	18	5	1	1	–	9	11	4	8	6	1	2	–	–	–	–	–
2831	1	1	1	–	–	–	–	–	1	1	1	–	–	–	–	–	–	–
2832	–	2	–	–	–	–	–	2	–	–	–	–	–	–	–	–	–	–
2833	93	83	78	25	12	10	40	59	49	27	11	19	–	–	–	1	1	–
2840	16	14	14	–	2	–	11	12	12	4	–	2	–	–	–	1	–	–
2852	1	–	1	–	–	–	–	–	1	1	–	–	–	–	–	–	–	–

Capítulo 29 - Brasil e Grandes Regiões

29.6 - Quantidade de acidentes do trabalho liquidados, por consequência, segundo a Classificação Nacional de Atividades Econômicas (CNAE), na Região Centro-Oeste - 2014/2016

(continuação)

CNAE	QUANTIDADE DE ACIDENTES DO TRABALHO LIQUIDADOS																	
	Total			Consequência														
				Assistência Médica			Menos de 15 dias			Mais de 15 dias			Incapacidade Permanente			Óbito		
	2014	2015	2016	2014	2015	2016	2014	2015	2016	2014	2015	2016	2014	2015	2016	2014	2015	2016
2854	4	1	2	–	–	–	3	1	2	1	–	–	–	–	–	–	–	–
2861	2	1	2	–	–	–	1	1	2	1	–	–	–	–	–	–	–	–
2862	6	8	7	–	–	1	3	5	1	3	3	5	–	–	–	–	–	–
2863	1	–	–	–	–	–	–	–	–	1	–	–	–	–	–	–	–	–
2865	2	4	2	2	3	1	–	1	1	–	–	–	–	–	–	–	–	–
2866	2	1	1	–	–	–	1	1	–	1	–	1	–	–	–	–	–	–
2869	16	12	4	3	2	1	6	9	3	6	1	–	1	–	–	–	–	–
2910	163	128	112	68	68	72	78	50	29	17	10	11	–	–	–	–	–	–
2920	1	2	1	–	–	–	–	1	–	1	1	1	–	–	–	–	–	–
2930	58	55	68	6	5	22	32	38	40	20	12	5	–	–	–	–	–	1
2941	3	1	–	–	–	–	2	1	–	1	–	–	–	–	–	–	–	–
2944	1	–	–	–	–	–	–	–	–	–	–	–	1	–	–	–	–	–
2945	1	–	1	–	–	–	–	–	1	1	–	–	–	–	–	–	–	–
2949	12	11	2	1	–	–	6	7	–	4	4	2	–	–	–	1	–	–
2950	10	6	6	1	–	–	2	2	5	6	4	1	1	–	–	–	–	–
3011	1	–	–	–	–	–	–	–	–	1	–	–	–	–	–	–	–	–
3012	2	4	1	–	–	–	1	–	1	1	4	–	–	–	–	–	–	–
3099	1	1	–	–	–	–	1	1	–	–	–	–	–	–	–	–	–	–
3101	148	129	117	5	2	–	70	90	69	66	37	46	6	–	–	1	–	2
3102	48	33	26	2	1	–	35	26	17	10	6	9	1	–	–	–	–	–
3103	3	1	–	–	–	–	1	–	–	2	1	–	–	–	–	–	–	–
3104	63	56	61	3	–	1	42	47	50	17	9	10	1	–	–	–	–	–
3211	1	–	–	–	–	–	1	–	–	–	–	–	–	–	–	–	–	–
3212	5	3	2	–	–	–	2	2	2	3	1	–	–	–	–	–	–	–
3230	10	23	4	–	–	–	–	1	2	10	22	2	–	–	–	–	–	–
3240	13	6	13	–	–	1	8	4	9	5	2	3	–	–	–	–	–	–
3250	18	15	33	–	–	–	11	12	25	6	3	7	1	–	1	–	–	–
3291	18	4	–	–	–	–	–	–	–	18	4	–	–	–	–	–	–	–
3292	4	2	1	–	–	–	–	1	–	4	1	1	–	–	–	–	–	–
3299	38	34	31	1	3	2	26	25	19	11	5	10	–	–	–	–	1	–
3311	8	15	3	2	5	2	5	8	1	1	2	–	–	–	–	–	–	–
3312	14	3	3	–	–	1	9	3	2	5	–	–	–	–	–	–	–	–
3313	5	9	8	1	–	–	2	8	6	2	–	2	–	–	–	–	1	–
3314	59	44	52	10	2	3	21	31	31	22	10	18	2	–	–	4	1	–
3315	–	2	–	–	–	–	–	2	–	–	–	–	–	–	–	–	–	–
3316	5	1	3	–	–	1	1	1	–	4	–	2	–	–	–	–	–	–
3317	–	1	–	–	–	–	–	–	–	–	1	–	–	–	–	–	–	–
3319	2	7	8	–	2	1	2	3	4	–	2	3	–	–	–	–	–	–
3321	15	24	18	3	–	–	8	18	9	3	6	8	1	–	–	–	–	1
3329	11	7	10	–	–	1	4	6	6	6	1	3	1	–	–	–	–	–
3511	102	86	83	28	11	16	55	66	58	17	8	9	–	–	–	2	1	–
3512	14	13	18	2	–	3	4	9	12	6	3	2	–	–	–	2	1	1
3513	1	1	1	1	1	1	–	–	–	–	–	–	–	–	–	–	–	–
3514	157	171	189	34	19	20	100	138	147	19	12	21	2	–	–	2	2	1
3520	1	1	–	1	–	–	–	1	–	–	–	–	–	–	–	–	–	–
3600	176	173	211	10	20	13	132	135	173	29	17	24	3	–	–	2	1	1
3701	9	17	6	–	–	–	9	16	6	–	1	–	–	–	–	–	–	–
3702	36	37	31	1	4	–	26	26	23	8	6	8	1	–	–	–	1	–
3811	660	650	629	34	19	30	472	540	482	143	88	115	7	2	–	4	1	2
3812	6	6	8	1	–	–	4	4	7	1	2	1	–	–	–	–	–	–
3821	1	6	7	–	1	–	1	3	5	–	2	1	–	–	–	–	–	1
3822	4	2	3	–	–	–	3	1	3	1	1	–	–	–	–	–	–	–
3831	21	17	15	–	–	–	12	16	12	7	1	2	2	–	–	–	–	1
3832	30	22	37	1	2	–	19	14	31	10	4	6	–	–	–	–	2	–
3839	67	74	89	1	–	–	41	45	31	22	29	57	–	–	–	3	–	1
3900	1	1	2	–	1	1	–	–	1	1	–	–	–	–	–	–	–	–
4110	329	296	279	7	9	6	211	226	207	99	58	65	9	1	–	3	2	1
4120	1.478	1.128	994	55	49	63	898	785	646	458	278	273	54	4	3	13	12	9
4211	553	285	264	58	31	21	337	193	172	137	56	68	14	3	1	7	2	2
4212	229	115	29	58	52	3	134	58	21	32	5	5	4	–	–	1	–	–
4213	36	23	53	–	–	1	26	20	46	8	2	6	2	1	–	–	–	–
4221	655	597	495	30	130	39	353	319	318	259	144	134	6	–	–	7	4	4
4222	39	32	43	1	4	2	17	23	30	20	5	11	1	–	–	–	–	–
4223	27	3	1	3	–	–	2	2	–	22	1	1	–	–	–	–	–	–
4292	93	69	83	26	17	21	37	34	36	26	17	26	4	–	–	–	1	–
4299	173	85	76	44	9	5	74	60	50	45	15	20	6	1	1	4	–	–
4311	5	3	2	–	–	–	3	3	2	2	–	–	–	–	–	–	–	–
4312	4	2	7	–	–	2	4	2	3	–	–	2	–	–	–	–	–	–
4313	163	114	126	17	7	5	89	75	79	47	32	40	7	–	–	3	–	2
4319	12	23	28	9	18	15	2	3	7	1	2	5	–	–	–	–	–	1
4321	131	140	139	14	14	14	66	103	101	42	21	22	3	–	–	6	2	2
4322	41	30	24	2	–	–	28	22	17	10	8	7	–	–	–	1	–	–
4329	70	59	46	–	–	5	53	45	31	14	13	10	2	–	–	1	1	–
4330	99	79	69	4	3	11	63	47	45	28	27	13	3	–	–	1	2	–
4391	30	20	30	–	–	2	16	15	22	12	4	6	1	1	–	1	–	–

Capítulo 29 - Brasil e Grandes Regiões

29.6 - Quantidade de acidentes do trabalho liquidados, por consequência, segundo a Classificação Nacional de Atividades Econômicas (CNAE), na Região Centro-Oeste - 2014/2016

(continuação)

CNAE	QUANTIDADE DE ACIDENTES DO TRABALHO LIQUIDADOS																	
	Total			Consequência														
				Assistência Médica			Menos de 15 dias			Mais de 15 dias			Incapacidade Permanente			Óbito		
	2014	2015	2016	2014	2015	2016	2014	2015	2016	2014	2015	2016	2014	2015	2016	2014	2015	2016
4399	164	174	91	8	11	5	89	122	56	55	40	30	10	–	–	2	1	–
4511	224	189	209	6	5	13	145	132	139	65	52	57	6	–	–	2	–	–
4512	3	6	3	–	–	–	1	3	2	2	3	1	–	–	–	–	–	–
4520	203	180	160	9	4	6	84	122	92	99	50	62	10	1	–	1	3	–
4530	530	431	463	16	12	15	275	291	279	219	125	168	15	1	–	5	2	1
4541	78	85	81	1	1	–	34	57	50	41	27	30	2	–	–	–	–	1
4542	1	–	3	–	–	–	–	–	2	1	–	1	–	–	–	–	–	–
4543	3	5	5	–	–	–	–	3	1	3	2	4	–	–	–	–	–	–
4611	5	–	2	–	–	–	4	–	2	1	–	–	–	–	–	–	–	–
4613	1	–	1	–	–	–	–	–	1	1	–	–	–	–	–	–	–	–
4615	–	1	1	–	–	–	–	1	–	–	–	1	–	–	–	–	–	–
4617	4	1	6	–	–	–	2	1	3	2	–	3	–	–	–	–	–	–
4618	1	3	–	–	–	–	1	2	–	–	1	–	–	–	–	–	–	–
4619	3	3	8	–	–	–	2	3	7	1	–	1	–	–	–	–	–	–
4621	–	2	–	–	–	–	–	1	–	–	1	–	–	–	–	–	–	–
4622	50	52	68	7	5	9	28	39	39	11	8	17	3	–	–	1	–	3
4623	96	76	99	5	4	7	54	49	59	33	22	32	1	–	–	3	1	1
4631	14	16	5	1	–	–	9	13	5	4	3	–	–	–	–	–	–	–
4632	35	42	52	4	1	7	23	31	35	6	10	10	2	–	–	–	–	–
4633	38	34	37	1	–	1	14	27	27	22	5	9	–	–	–	1	2	–
4634	29	31	35	–	–	–	17	26	23	11	5	11	1	–	1	–	–	–
4635	223	193	187	12	14	13	148	133	119	58	46	54	4	–	–	1	–	1
4636	6	3	9	2	–	3	4	3	6	–	–	–	–	–	–	–	–	–
4637	35	30	50	1	–	–	24	25	40	10	5	10	–	–	–	–	–	–
4639	126	135	146	2	5	3	75	93	98	45	37	44	3	–	–	1	–	1
4641	13	11	10	–	–	–	4	7	5	8	4	5	–	–	–	1	–	–
4642	18	33	17	1	3	3	14	29	12	3	1	2	–	–	–	–	–	–
4643	–	2	1	–	–	–	–	2	–	–	–	1	–	–	–	–	–	–
4644	41	56	46	–	5	5	25	42	33	15	9	8	1	–	–	–	–	–
4645	14	13	17	1	2	–	10	5	15	3	6	2	–	–	–	–	–	–
4646	50	49	31	–	3	2	28	36	26	22	10	3	–	–	–	–	–	–
4647	7	6	15	–	–	1	3	4	11	3	2	3	1	–	–	–	–	–
4649	37	37	32	8	2	1	21	24	16	8	10	15	–	–	–	–	1	–
4651	2	2	5	–	–	–	1	2	4	1	–	1	–	–	–	–	–	–
4652	–	1	2	–	–	–	–	–	1	–	1	1	–	–	–	–	–	–
4661	101	86	90	5	1	9	66	69	62	29	14	17	1	–	–	–	2	2
4662	19	17	14	–	3	2	11	12	7	6	2	5	–	–	–	2	–	–
4663	7	14	12	–	1	–	3	7	9	2	5	2	1	–	–	1	1	1
4664	2	1	3	–	–	1	2	1	2	–	–	–	–	–	–	–	–	–
4665	8	5	8	–	1	–	3	4	6	4	–	1	–	–	–	1	–	1
4669	25	21	14	7	2	4	8	14	7	9	5	3	1	–	–	–	–	–
4671	22	16	22	–	–	–	9	11	17	12	5	5	–	–	–	1	–	–
4672	29	13	24	5	1	3	17	11	20	7	1	1	–	–	–	–	–	–
4673	6	4	7	–	–	–	4	4	5	2	–	2	–	–	–	–	–	–
4674	–	1	3	–	–	–	–	1	2	–	–	–	–	–	–	–	–	1
4679	97	76	88	7	4	5	72	60	63	18	12	20	–	–	–	–	–	–
4681	40	29	19	2	4	2	19	15	11	17	10	6	2	–	–	–	–	–
4682	68	75	54	8	3	7	48	64	37	11	7	10	1	–	–	–	1	–
4683	35	30	34	–	–	3	20	27	24	11	2	5	2	–	–	2	1	2
4684	4	1	2	–	–	–	2	1	2	2	–	–	–	–	–	–	–	–
4685	–	3	6	–	–	–	–	3	4	–	–	–	–	–	–	–	–	2
4686	6	6	7	–	–	3	2	4	2	4	2	2	–	–	–	–	–	–
4687	49	41	33	9	2	2	22	19	22	16	20	9	2	–	–	–	–	–
4689	25	29	17	–	–	–	17	20	12	6	8	4	2	–	–	–	1	1
4691	51	64	61	3	1	1	33	46	41	15	16	18	–	–	1	–	1	–
4692	10	12	10	1	–	–	4	8	6	4	3	4	1	–	–	–	1	–
4693	51	45	32	1	2	–	37	35	22	12	8	10	1	–	–	–	–	–
4711	1.156	1.249	1.236	30	16	22	837	945	900	279	284	312	8	–	–	2	4	2
4712	98	97	97	1	2	1	46	63	59	44	31	35	4	–	–	3	1	2
4713	60	42	28	2	2	–	44	34	16	11	6	11	2	–	–	1	–	1
4721	81	64	64	1	1	1	40	45	51	34	18	12	4	–	–	2	–	–
4722	54	52	65	–	1	1	29	27	40	25	24	24	–	–	–	–	–	–
4723	38	39	24	4	–	–	20	24	10	14	13	13	–	–	–	–	2	1
4724	27	14	32	–	–	–	18	9	22	9	4	10	–	–	–	–	1	–
4729	74	88	78	1	2	2	36	51	49	36	33	27	1	–	–	–	2	–
4731	227	226	200	5	11	9	116	147	129	97	66	59	5	–	–	4	2	3
4732	3	2	4	–	–	–	2	1	3	1	1	1	–	–	–	–	–	–
4741	23	23	22	–	1	2	13	13	10	10	9	8	–	–	1	–	–	1
4742	47	54	48	–	2	3	25	39	37	21	12	7	1	–	–	–	1	1
4743	53	40	28	2	–	1	29	23	16	19	16	10	1	–	–	2	1	1
4744	591	513	445	13	11	8	313	340	288	248	153	142	13	2	1	4	7	6
4751	61	56	57	2	1	3	33	42	37	26	10	17	–	–	–	–	3	–
4752	26	25	41	–	–	1	10	17	26	12	8	13	4	–	–	–	–	1
4753	191	138	113	8	5	2	126	96	86	54	36	24	2	1	–	1	–	1
4754	80	75	80	1	2	2	31	49	53	45	23	25	2	–	–	1	1	–

Capítulo 29 - Brasil e Grandes Regiões

29.6 - Quantidade de acidentes do trabalho liquidados, por consequência, segundo a Classificação Nacional de Atividades Econômicas (CNAE), na Região Centro-Oeste - 2014/2016

(continuação)

CNAE	QUANTIDADE DE ACIDENTES DO TRABALHO LIQUIDADOS																	
	Total			Consequência														
				Assistência Médica			Menos de 15 dias			Mais de 15 dias			Incapacidade Permanente			Óbito		
	2014	2015	2016	2014	2015	2016	2014	2015	2016	2014	2015	2016	2014	2015	2016	2014	2015	2016
4755	33	36	23	–	–	–	14	24	13	17	12	10	1	–	–	1	–	–
4756	1	2	1	–	–	–	–	–	1	1	2	–	–	–	–	–	–	–
4757	19	16	14	1	–	–	7	9	11	10	7	3	–	–	–	1	–	–
4759	34	28	34	2	1	1	13	17	18	16	10	15	2	–	–	1	–	–
4761	28	16	23	1	–	–	10	12	16	16	4	7	1	–	–	–	–	–
4763	37	26	23	–	–	1	24	19	15	11	7	7	–	–	–	2	–	–
4771	187	186	219	9	13	21	89	113	124	81	60	73	7	–	–	1	–	1
4772	23	28	23	2	1	2	12	16	13	9	11	8	–	–	–	–	–	–
4773	7	5	5	–	–	–	4	3	4	3	2	1	–	–	–	–	–	–
4774	8	16	15	–	2	–	3	7	11	5	6	4	–	–	–	–	1	–
4781	189	161	168	11	8	15	95	121	105	79	32	48	4	–	–	–	–	–
4782	55	53	67	3	4	1	27	31	37	25	18	29	–	–	–	–	–	–
4783	6	7	1	–	1	–	2	5	1	3	1	–	–	–	–	1	–	–
4784	50	71	64	1	1	–	17	40	38	30	29	24	1	–	–	1	1	2
4785	–	2	5	–	–	–	–	1	5	–	1	–	–	–	–	–	–	–
4789	194	165	164	5	9	8	98	113	104	81	43	52	6	–	–	4	–	–
4911	41	23	15	15	12	6	18	10	8	6	1	1	–	–	–	2	–	–
4912	28	25	9	–	3	–	27	21	9	1	1	–	–	–	–	–	–	–
4921	315	293	291	8	5	6	202	220	193	82	66	87	21	1	1	2	1	4
4922	102	67	70	5	4	4	55	41	40	33	21	20	6	1	1	3	–	5
4923	56	28	34	–	–	1	35	20	26	19	8	7	1	–	–	1	–	–
4924	9	6	6	–	1	–	4	3	5	3	2	1	1	–	–	1	–	–
4929	33	30	23	2	5	1	11	15	16	14	10	5	5	–	1	1	–	–
4930	1.109	1.038	992	95	104	78	500	595	535	435	304	333	41	3	5	38	32	41
4940	5	3	1	4	3	1	1	–	–	–	–	–	–	–	–	–	–	–
5012	–	–	3	–	–	–	–	–	3	–	–	–	–	–	–	–	–	–
5021	11	10	7	–	2	1	4	7	4	7	–	1	–	–	1	–	1	–
5022	–	–	1	–	–	–	–	–	–	–	–	1	–	–	–	–	–	–
5030	5	7	3	–	–	–	–	–	–	3	7	3	2	–	–	–	–	–
5099	–	1	2	–	–	–	–	–	1	–	1	1	–	–	–	–	–	–
5111	150	103	82	6	3	6	93	65	70	51	35	6	–	–	–	–	–	–
5112	8	2	1	1	–	–	3	–	1	4	2	–	–	–	–	–	–	–
5120	1	2	9	–	–	1	1	2	5	–	–	3	–	–	–	–	–	–
5211	130	109	116	2	3	9	74	69	72	52	35	34	1	–	–	1	2	1
5212	64	40	39	1	–	1	12	11	22	49	29	15	2	–	–	–	–	1
5221	19	67	62	4	23	21	11	35	29	4	8	10	–	–	–	–	1	2
5222	1	2	2	–	–	–	–	2	2	1	–	–	–	–	–	–	–	–
5223	17	13	19	2	1	–	8	8	13	6	4	6	1	–	–	–	–	–
5229	28	24	35	–	–	–	12	15	19	15	9	15	1	–	–	–	–	1
5231	1	1	1	1	–	–	–	1	1	–	–	–	–	–	–	–	–	–
5232	4	1	–	–	–	–	–	–	–	3	1	–	1	–	–	–	–	–
5240	69	66	49	8	2	3	53	50	35	6	14	11	2	–	–	–	–	–
5250	18	19	13	2	1	–	14	17	8	2	1	4	–	–	–	–	–	1
5310	890	986	963	134	162	95	689	793	821	57	30	46	10	–	–	–	1	1
5320	73	77	62	–	2	2	29	45	36	40	29	24	3	–	–	1	1	–
5510	181	212	178	7	13	7	90	145	125	77	50	45	6	–	–	1	4	1
5590	5	5	4	–	–	2	3	1	2	2	4	–	–	–	–	–	–	–
5611	573	648	642	16	12	15	352	448	450	191	180	173	11	3	–	3	5	4
5612	8	6	1	–	1	–	5	3	–	3	2	1	–	–	–	–	–	–
5620	296	287	316	26	18	28	236	221	245	33	48	42	–	–	1	1	–	–
5811	1	3	–	–	1	–	1	2	–	–	–	–	–	–	–	–	–	–
5812	2	2	1	–	–	–	2	1	1	–	1	–	–	–	–	–	–	–
5819	–	1	–	–	–	–	–	1	–	–	–	–	–	–	–	–	–	–
5821	1	3	–	–	–	–	–	3	–	1	–	–	–	–	–	–	–	–
5822	24	21	14	2	1	–	18	17	11	4	3	3	–	–	–	–	–	–
5823	–	1	–	–	–	–	–	1	–	–	–	–	–	–	–	–	–	–
5829	5	9	4	1	–	–	2	7	–	1	2	4	1	–	–	–	–	–
5911	4	1	3	–	–	–	3	–	2	1	1	1	–	–	–	–	–	–
5912	–	1	–	–	–	–	–	1	–	–	–	–	–	–	–	–	–	–
5914	6	7	11	–	1	–	6	5	9	–	–	2	–	1	–	–	–	–
5920	1	–	–	1	–	–	–	–	–	–	–	–	–	–	–	–	–	–
6010	4	6	2	–	1	–	–	1	1	4	4	1	–	–	–	–	–	–
6021	47	50	31	3	5	2	37	39	28	7	6	1	–	–	–	–	–	–
6022	4	1	–	–	–	–	2	–	–	2	1	–	–	–	–	–	–	–
6110	50	56	62	1	1	2	30	41	46	17	14	14	1	–	–	1	–	–
6120	19	30	19	1	–	–	16	25	17	2	5	2	–	–	–	–	–	–
6130	–	1	–	–	1	–	–	–	–	–	–	–	–	–	–	–	–	–
6141	12	3	–	–	–	–	7	1	–	4	2	–	1	–	–	–	–	–
6143	1	–	–	–	–	–	–	–	–	–	–	–	1	–	–	–	–	–
6190	14	12	26	–	–	2	6	5	17	8	7	6	–	–	–	–	–	1
6201	81	40	26	1	–	1	9	13	12	71	27	13	–	–	–	–	–	–
6202	14	11	7	3	1	–	7	9	7	4	1	–	–	–	–	–	–	–
6203	13	9	10	1	1	–	9	5	6	3	3	4	–	–	–	–	–	–
6204	36	42	42	4	3	4	24	36	34	5	3	4	1	–	–	2	–	–
6209	31	20	60	2	2	7	15	13	43	12	5	9	1	–	–	1	–	1

Capítulo 29 - Brasil e Grandes Regiões

29.6 - Quantidade de acidentes do trabalho liquidados, por consequência, segundo a Classificação Nacional de Atividades Econômicas (CNAE), na Região Centro-Oeste - 2014/2016

(continuação)

CNAE	QUANTIDADE DE ACIDENTES DO TRABALHO LIQUIDADOS																	
	Total			Consequência														
				Assistência Médica			Menos de 15 dias			Mais de 15 dias			Incapacidade Permanente			Óbito		
	2014	2015	2016	2014	2015	2016	2014	2015	2016	2014	2015	2016	2014	2015	2016	2014	2015	2016
6311	11	14	18	–	–	–	3	9	16	8	4	2	–	–	–	–	1	–
6319	1	2	1	–	–	–	1	2	1	–	–	–	–	–	–	–	–	–
6391	–	1	–	–	–	–	–	1	–	–	–	–	–	–	–	–	–	–
6399	7	7	7	–	–	–	7	6	4	–	1	3	–	–	–	–	–	–
6410	3	2	1	–	–	–	3	2	1	–	–	–	–	–	–	–	–	–
6421	18	24	17	4	15	5	8	8	11	5	1	1	1	–	–	–	–	–
6422	351	408	287	38	53	27	277	314	225	23	37	33	11	3	1	2	1	1
6423	282	281	150	86	119	42	177	152	95	15	9	13	4	–	–	–	1	–
6424	6	12	18	–	–	1	4	10	14	2	2	3	–	–	–	–	–	–
6431	–	–	4	–	–	–	–	–	3	–	–	1	–	–	–	–	–	–
6433	1	–	1	1	–	–	–	–	1	–	–	–	–	–	–	–	–	–
6434	1	–	–	–	–	–	1	–	–	–	–	–	–	–	–	–	–	–
6435	3	4	4	–	–	–	3	1	2	–	3	2	–	–	–	–	–	–
6436	3	4	–	1	–	–	2	2	–	–	2	–	–	–	–	–	–	–
6440	1	4	1	1	–	–	–	3	1	–	1	–	–	–	–	–	–	–
6450	–	–	1	–	–	–	–	–	1	–	–	–	–	–	–	–	–	–
6462	19	18	22	4	–	3	8	12	16	6	5	3	–	–	–	1	1	–
6463	6	8	5	–	–	–	6	5	4	–	3	1	–	–	–	–	–	–
6491	2	–	1	–	–	–	2	–	–	–	–	1	–	–	–	–	–	–
6492	1	–	–	–	–	–	1	–	–	–	–	–	–	–	–	–	–	–
6493	2	1	5	–	–	–	–	1	5	1	–	–	1	–	–	–	–	–
6499	1	3	–	–	–	–	1	1	–	–	1	–	–	–	–	–	1	–
6511	1	–	3	–	–	–	1	–	2	–	–	1	–	–	–	–	–	–
6512	2	–	2	–	–	–	1	–	2	1	–	–	–	–	–	–	–	–
6541	9	6	18	–	–	2	6	4	14	3	2	2	–	–	–	–	–	–
6550	55	56	84	13	6	6	33	46	73	9	4	5	–	–	–	–	–	–
6611	–	1	–	–	–	–	–	–	–	–	1	–	–	–	–	–	–	–
6612	2	2	1	–	–	–	2	2	1	–	–	–	–	–	–	–	–	–
6613	20	5	2	–	–	–	3	–	2	17	5	–	–	–	–	–	–	–
6619	6	2	1	–	–	–	4	1	–	2	1	1	–	–	–	–	–	–
6621	5	9	7	–	–	–	–	1	2	5	8	5	–	–	–	–	–	–
6622	6	24	15	2	1	–	2	20	14	2	3	1	–	–	–	–	–	–
6629	3	2	1	–	–	–	1	1	1	2	1	–	–	–	–	–	–	–
6630	10	3	2	–	–	–	–	1	1	10	2	1	–	–	–	–	–	–
6810	91	56	37	7	4	3	61	35	21	20	16	13	2	–	–	1	1	–
6821	9	10	20	–	2	–	6	5	17	3	3	3	–	–	–	–	–	–
6822	26	28	23	3	2	2	16	20	16	4	6	5	1	–	–	2	–	–
6911	11	13	8	–	–	–	6	9	7	4	4	1	1	–	–	–	–	–
6912	11	12	14	–	–	2	9	10	11	2	1	1	–	–	–	–	1	–
6920	112	102	101	7	7	5	60	75	62	43	20	33	1	–	–	1	–	1
7010	3	8	3	–	–	1	–	1	–	2	7	2	1	–	–	–	–	–
7020	28	42	22	5	4	–	12	33	18	9	5	4	1	–	–	1	–	–
7111	2	9	4	–	–	–	1	2	1	1	7	3	–	–	–	–	–	–
7112	215	161	146	37	20	9	119	108	97	56	33	39	3	–	–	–	–	1
7119	54	31	22	21	2	9	20	26	10	11	2	3	2	–	–	–	1	–
7120	15	15	20	1	1	1	11	11	14	3	3	5	–	–	–	–	–	–
7210	90	71	79	19	25	26	62	42	42	7	4	10	1	–	–	1	–	1
7220	1	1	–	–	–	–	–	1	–	1	–	–	–	–	–	–	–	–
7311	6	8	5	–	–	–	2	7	3	4	1	2	–	–	–	–	–	–
7312	9	9	5	–	–	–	5	8	5	4	1	–	–	–	–	–	–	–
7319	20	24	22	–	–	1	11	13	16	9	10	5	–	–	–	–	1	–
7320	6	1	3	–	–	1	2	1	1	4	–	1	–	–	–	–	–	–
7410	2	3	2	–	–	–	–	2	1	2	1	1	–	–	–	–	–	–
7420	5	9	4	–	–	–	–	5	3	4	4	1	–	–	–	1	–	–
7490	40	42	37	1	4	5	25	24	20	14	14	12	–	–	–	–	–	–
7500	7	–	4	–	–	–	4	–	1	3	–	2	–	–	–	–	–	1
7711	24	21	27	3	2	3	15	13	15	3	6	8	1	–	–	2	–	1
7719	12	9	–	–	1	–	7	4	–	4	4	–	–	–	–	1	–	–
7721	–	2	2	–	–	–	–	2	1	–	–	1	–	–	–	–	–	–
7722	1	1	–	–	1	–	–	–	–	1	–	–	–	–	–	–	–	–
7723	–	10	5	–	1	–	–	5	4	–	4	1	–	–	–	–	–	–
7729	7	3	8	–	–	–	1	1	6	6	2	2	–	–	–	–	–	–
7731	6	9	4	1	–	–	1	5	1	4	3	3	–	–	–	–	1	–
7732	74	43	47	6	5	2	44	22	36	21	16	9	2	–	–	1	–	–
7733	6	10	1	1	–	–	1	4	1	4	6	–	–	–	–	–	–	–
7739	23	26	28	2	–	2	7	22	19	13	4	7	–	–	–	1	–	–
7740	–	1	–	–	–	–	–	–	–	–	1	–	–	–	–	–	–	–
7810	24	43	43	–	2	9	17	24	24	5	17	10	2	–	–	–	–	–
7820	118	133	141	17	12	5	74	97	103	25	22	30	1	–	–	1	2	3
7830	36	51	68	4	2	3	23	28	24	7	21	40	2	–	1	–	–	–
7911	11	32	22	–	4	2	5	24	15	5	3	4	1	–	–	–	1	1
7990	2	3	5	–	–	–	1	3	4	1	–	1	–	–	–	–	–	–
8011	266	236	237	6	4	6	146	140	134	105	87	95	8	1	1	1	4	1
8012	158	136	123	9	12	–	114	93	91	31	30	31	–	–	–	4	1	1
8020	30	41	26	1	–	–	13	29	17	15	10	9	1	–	–	–	2	–

Capítulo 29 - Brasil e Grandes Regiões

29.6 - Quantidade de acidentes do trabalho liquidados, por consequência, segundo a Classificação Nacional de Atividades Econômicas (CNAE), na Região Centro-Oeste - 2014/2016

(conclusão)

CNAE	QUANTIDADE DE ACIDENTES DO TRABALHO LIQUIDADOS																	
	Total			Consequência														
				Assistência Médica			Menos de 15 dias			Mais de 15 dias			Incapacidade Permanente			Óbito		
	2014	2015	2016	2014	2015	2016	2014	2015	2016	2014	2015	2016	2014	2015	2016	2014	2015	2016
8030	20	9	1	–	1	–	–	–	–	19	8	1	1	–	–	–	–	–
8111	27	37	37	–	–	3	14	25	22	13	11	12	–	–	–	–	1	–
8112	212	245	260	11	15	12	138	181	193	62	46	52	1	–	–	–	3	3
8121	322	300	350	22	14	30	195	176	192	85	110	123	19	–	1	1	–	4
8122	20	7	12	–	1	2	7	4	4	12	2	6	1	–	–	–	–	–
8129	77	81	104	15	6	22	46	49	58	14	24	24	1	–	–	1	2	–
8130	19	24	26	–	6	4	6	10	18	13	7	4	–	–	–	–	1	–
8211	82	110	106	5	5	6	39	73	74	37	32	26	1	–	–	–	–	–
8219	58	43	42	4	6	2	37	26	24	13	11	16	4	–	–	–	–	–
8220	311	318	350	2	2	9	248	263	290	60	52	51	–	–	–	1	1	–
8230	28	28	21	–	1	–	17	20	13	8	7	8	1	–	–	2	–	–
8291	26	25	20	–	–	–	15	15	15	11	10	5	–	–	–	–	–	–
8292	2	–	3	–	–	1	2	–	1	–	–	1	–	–	–	–	–	–
8299	221	158	162	24	7	8	136	107	111	55	44	40	6	–	1	–	–	2
8411	444	475	492	92	82	66	244	283	281	88	105	141	19	1	2	1	4	2
8412	3	4	–	–	–	–	1	3	–	1	1	–	1	–	–	–	–	–
8413	3	2	4	–	–	1	3	2	3	–	–	–	–	–	–	–	–	–
8422	6	4	2	2	–	–	2	2	1	2	2	1	–	–	–	–	–	–
8423	11	10	3	–	2	–	8	6	3	3	2	–	–	–	–	–	–	–
8424	10	17	25	–	–	–	5	10	15	5	7	9	–	–	1	–	–	–
8430	2	2	1	–	–	1	–	2	–	2	–	–	–	–	–	–	–	–
8511	260	370	294	2	2	7	26	48	43	230	320	244	2	–	–	–	–	–
8512	29	37	47	–	2	2	19	28	32	9	7	13	1	–	–	–	–	–
8513	108	140	129	3	6	7	77	73	71	25	61	51	2	–	–	1	–	–
8520	84	89	87	4	1	5	62	61	53	15	27	29	1	–	–	2	–	–
8531	98	94	81	4	8	7	69	61	62	24	25	12	1	–	–	–	–	–
8532	67	69	67	3	1	6	47	59	49	16	9	11	1	–	–	–	–	1
8533	26	21	19	1	2	1	23	19	17	2	–	1	–	–	–	–	–	–
8541	3	5	5	–	–	1	1	5	3	2	–	1	–	–	–	–	–	–
8542	2	2	4	–	–	–	1	2	3	1	–	1	–	–	–	–	–	–
8550	2	5	8	–	–	–	1	4	8	1	1	–	–	–	–	–	–	–
8591	3	2	1	–	–	–	2	2	1	1	–	–	–	–	–	–	–	–
8592	1	–	1	–	–	–	–	–	–	1	–	1	–	–	–	–	–	–
8593	7	6	2	–	–	–	3	3	2	3	3	–	1	–	–	–	–	–
8599	174	173	187	10	14	19	140	136	146	24	23	21	–	–	–	–	–	1
8610	3.269	3.444	3.241	1.608	1.743	1.785	1.494	1.479	1.242	156	222	213	7	–	–	4	–	1
8621	3	11	14	1	4	5	1	7	9	1	–	–	–	–	–	–	–	–
8622	–	–	2	–	–	–	–	–	2	–	–	–	–	–	–	–	–	–
8630	171	129	142	49	49	62	95	71	66	27	9	14	–	–	–	–	–	–
8640	304	392	423	110	163	182	159	202	206	33	26	34	1	–	–	1	1	1
8650	47	43	51	26	26	37	16	14	11	5	3	3	–	–	–	–	–	–
8660	89	205	244	48	131	135	39	63	94	1	11	15	1	–	–	–	–	–
8690	33	33	72	17	10	22	14	23	47	2	–	3	–	–	–	–	–	–
8711	3	17	14	–	2	1	2	12	9	1	3	4	–	–	–	–	–	–
8712	4	6	4	–	1	–	3	4	2	1	1	2	–	–	–	–	–	–
8720	10	11	24	1	1	9	9	10	9	–	–	6	–	–	–	–	–	–
8730	4	2	5	–	–	–	2	1	5	2	1	–	–	–	–	–	–	–
8800	243	247	242	27	26	25	188	191	193	26	29	24	2	–	–	–	1	–
9001	17	3	3	1	–	–	8	2	–	7	1	3	–	–	–	1	–	–
9002	1	–	–	–	–	–	1	–	–	–	–	–	–	–	–	–	–	–
9003	1	–	–	–	–	–	–	–	–	1	–	–	–	–	–	–	–	–
9103	–	1	–	–	–	–	–	1	–	–	–	–	–	–	–	–	–	–
9311	2	1	2	–	–	–	–	–	1	1	1	1	1	–	–	–	–	–
9312	23	21	17	–	–	–	7	16	11	16	5	6	–	–	–	–	–	–
9313	19	23	26	–	3	–	14	13	13	5	7	13	–	–	–	–	–	–
9319	7	3	4	–	–	–	2	1	1	5	2	3	–	–	–	–	–	–
9321	16	7	8	1	–	–	9	7	7	6	–	1	–	–	–	–	–	–
9329	30	14	17	3	–	2	20	9	11	7	5	4	–	–	–	–	–	–
9411	24	6	27	4	1	2	17	4	20	3	1	5	–	–	–	–	–	–
9412	20	28	21	–	–	5	15	23	14	5	5	2	–	–	–	–	–	–
9420	49	39	41	1	1	1	36	30	28	12	8	12	–	–	–	–	–	–
9430	175	220	211	20	42	42	102	132	110	48	44	58	5	–	1	–	2	–
9491	48	46	54	4	1	–	27	36	36	15	5	13	2	4	4	–	–	1
9492	–	3	–	–	–	–	–	1	–	–	2	–	–	–	–	–	–	–
9493	3	–	–	–	–	–	–	–	–	3	–	–	–	–	–	–	–	–
9499	102	165	129	43	52	46	49	94	70	9	19	12	1	–	–	–	–	1
9511	32	18	19	2	1	1	21	13	9	9	3	8	–	–	1	–	1	–
9512	8	4	7	1	–	–	5	4	5	1	–	1	1	–	–	–	–	1
9521	14	10	16	–	–	–	4	7	11	10	3	5	–	–	–	–	–	–
9529	9	18	9	–	–	–	4	9	5	5	9	4	–	–	–	–	–	–
9601	26	27	45	1	–	5	10	22	29	13	5	11	2	–	–	–	–	–
9602	12	17	13	–	–	–	6	11	11	5	6	2	1	–	–	–	–	–
9603	35	41	42	1	5	3	20	25	26	14	9	12	–	–	–	–	2	1
9609	12	13	16	1	–	1	5	6	13	5	7	2	1	–	–	–	–	–
9700	5	10	12	–	–	–	5	10	12	–	–	–	–	–	–	–	–	–
9900	6	13	15	–	–	1	4	12	11	2	1	3	–	–	–	–	–	–
Ignorado	8.507	5.620	5.849	7	8	14	332	534	526	7.931	4.228	4.521	228	838	773	9	12	15

Fonte: DATAPREV, CAT, SUB.

Nota: Os dados são preliminares, estando sujeitos a correções.

Capítulo 29 - Brasil e Grandes Regiões

29.7 - Quantidade mensal de acidentes do trabalho liquidados, por consequência, no Brasil - 2014/2016

MESES	QUANTIDADE DE ACIDENTES DO TRABALHO LIQUIDADOS																	
	Total			Consequência														
				Assistência Médica			Menos de 15 dias			Mais de 15 dias			Incapacidade Permanente			Óbito		
	2014	2015	2016	2014	2015	2016	2014	2015	2016	2014	2015	2016	2014	2015	2016	2014	2015	2016
TOTAL	**732.246**	**639.113**	**595.153**	**108.047**	**100.782**	**95.753**	**343.358**	**352.579**	**312.452**	**262.027**	**169.988**	**172.241**	**15.995**	**13.218**	**12.442**	**2.819**	**2.546**	**2.265**
Janeiro	61.043	54.750	47.024	8.922	8.264	7.703	27.433	26.956	24.175	23.073	17.946	14.182	1.411	1.388	775	204	196	189
Fevereiro	60.590	51.800	48.204	8.681	8.001	7.658	28.020	26.857	24.712	22.094	15.435	14.639	1.558	1.313	1.002	237	194	193
Março	61.182	59.130	54.524	8.937	9.339	8.622	28.364	33.265	27.449	22.300	14.676	16.909	1.338	1.614	1.350	243	236	194
Abril	59.732	51.860	50.846	8.952	8.514	8.180	27.385	27.440	26.069	21.840	14.291	15.203	1.324	1.393	1.229	231	222	165
Maio	63.748	53.726	51.240	9.334	8.543	8.055	29.150	29.755	26.105	23.584	13.732	15.670	1.417	1.450	1.223	263	246	187
Junho	56.177	53.308	53.012	8.425	8.402	8.309	25.396	29.819	27.489	20.978	13.480	15.841	1.151	1.418	1.199	227	189	174
Julho	64.178	57.021	50.801	9.462	8.757	8.048	29.404	31.986	26.934	23.708	14.938	14.618	1.368	1.124	1.008	236	216	193
Agosto	64.227	56.650	54.321	9.540	8.793	8.557	29.660	32.041	28.968	23.291	14.648	15.510	1.477	955	1.095	259	213	191
Setembro	66.083	53.831	49.136	9.704	8.504	7.978	32.057	30.821	26.104	22.640	13.578	13.832	1.436	719	1.033	246	209	189
Outubro	67.109	53.231	47.606	9.643	8.386	7.849	32.652	30.781	25.580	23.233	13.177	12.990	1.363	669	996	218	218	191
Novembro	58.044	49.623	45.505	8.725	7.935	7.555	28.445	28.466	24.847	19.402	12.372	12.049	1.231	631	846	241	219	208
Dezembro	50.133	44.183	42.934	7.722	7.344	7.239	25.392	24.392	24.020	15.884	11.715	10.798	921	544	686	214	188	191

Fonte: DATAPREV, CAT, SUB.
Nota: Os dados são preliminares, estando sujeitos a correções.

DISTRIBUIÇÃO DE ACIDENTES DO TRABALHO LIQUIDADOS, POR CONSEQUÊNCIA, NO BRASIL - 2016

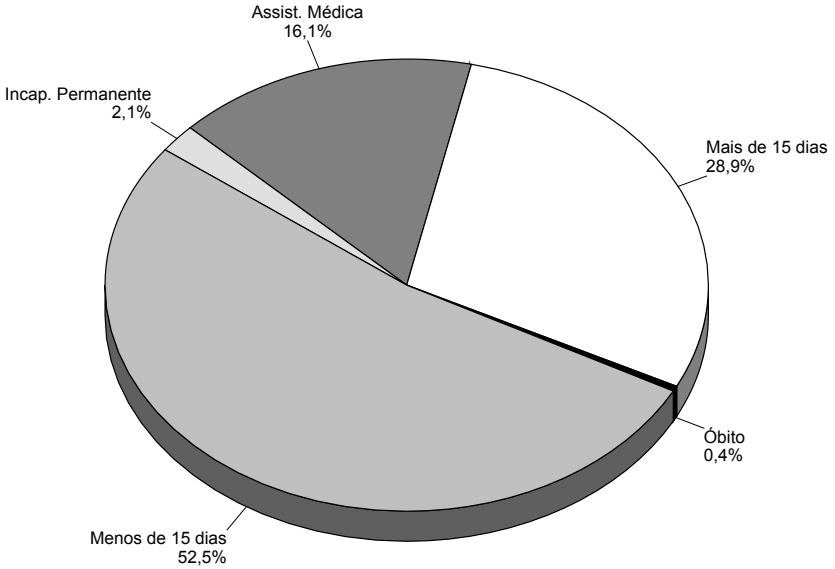

Fonte: DATAPREV, CAT, SUB.

Capítulo 30 - Rondônia

30.1 - Quantidade de acidentes do trabalho liquidados, por consequência, segundo a Classificação Nacional de Atividades Econômicas (CNAE), no estado de Rondônia - 2014/2016

(continua)

CNAE	QUANTIDADE DE ACIDENTES DO TRABALHO LIQUIDADOS																	
	Total			Consequência														
				Assistência Médica			Menos de 15 dias			Mais de 15 dias			Incapacidade Permanente			Óbito		
	2014	2015	2016	2014	2015	2016	2014	2015	2016	2014	2015	2016	2014	2015	2016	2014	2015	2016
TOTAL	**5.784**	**4.963**	**4.635**	**909**	**693**	**496**	**2.211**	**2.085**	**1.956**	**2.511**	**2.049**	**2.059**	**113**	**106**	**98**	**40**	**30**	**26**
0111	7	3	2	–	–	–	1	2	1	6	1	1	–	–	–	–	–	–
0112	99	25	10	–	–	–	1	1	–	98	24	10	–	–	–	–	–	–
0115	5	7	9	–	–	–	2	5	6	3	2	3	–	–	–	–	–	–
0119	1	1	–	–	–	–	1	–	–	–	1	–	–	–	–	–	–	–
0121	3	1	2	1	–	–	1	1	2	1	–	–	–	–	–	–	–	–
0131	–	1	–	–	–	–	–	–	–	–	1	–	–	–	–	–	–	–
0134	–	2	–	–	–	–	–	1	–	–	1	–	–	–	–	–	–	–
0139	1	4	–	–	–	–	–	–	–	1	4	–	–	–	–	–	–	–
0141	35	55	80	1	–	2	24	43	49	8	12	29	–	–	–	2	–	–
0142	–	1	1	–	–	–	–	–	1	–	1	–	–	–	–	–	–	–
0151	76	71	62	–	1	2	45	56	44	31	13	15	–	–	–	–	1	1
0153	–	–	1	–	–	–	–	–	–	–	–	–	–	–	1	–	–	–
0154	2	–	–	–	–	–	2	–	–	–	–	–	–	–	–	–	–	–
0155	3	2	–	–	–	–	–	2	–	3	–	–	–	–	–	–	–	–
0161	–	2	11	–	–	–	–	1	4	–	–	1	–	1	6	–	–	–
0162	5	7	15	–	–	–	3	5	10	2	1	2	–	1	1	–	–	2
0210	9	1	–	–	–	–	7	–	–	2	1	–	–	–	–	–	–	–
0220	3	–	1	–	–	–	2	–	1	1	–	–	–	–	–	–	–	–
0230	3	4	2	–	–	–	3	4	2	–	–	–	–	–	–	–	–	–
0322	2	3	4	–	–	–	1	2	4	1	1	–	–	–	–	–	–	–
0710	1	4	3	–	–	1	1	2	2	–	1	–	–	–	–	–	1	–
0722	13	8	7	–	–	2	11	7	5	2	1	–	–	–	–	–	–	–
0729	3	–	1	–	–	–	1	–	1	1	–	–	–	–	–	1	–	–
0810	7	10	8	1	–	–	1	7	8	3	3	–	2	–	–	–	–	–
0899	–	–	2	–	–	–	–	–	2	–	–	–	–	–	–	–	–	–
1011	374	479	476	77	158	178	233	222	205	58	97	92	3	1	–	3	1	1
1012	16	19	14	–	–	1	7	7	7	9	12	6	–	–	–	–	–	–
1013	6	7	14	–	–	2	6	3	9	–	4	3	–	–	–	–	–	–
1020	9	5	3	–	–	–	8	3	1	1	2	2	–	–	–	–	–	–
1031	–	1	–	–	–	–	–	1	–	–	–	–	–	–	–	–	–	–
1033	–	–	1	–	–	–	–	–	1	–	–	–	–	–	–	–	–	–
1042	2	2	4	–	–	–	–	1	2	2	1	2	–	–	–	–	–	–
1051	2	4	2	–	–	–	–	2	1	2	2	1	–	–	–	–	–	–
1052	84	75	103	9	19	–	57	43	75	18	13	27	–	–	–	–	–	1
1053	1	–	1	1	–	–	–	–	–	–	–	1	–	–	–	–	–	–
1061	16	7	8	–	–	–	11	5	3	5	2	5	–	–	–	–	–	–
1064	–	3	3	–	–	–	–	1	2	–	2	1	–	–	–	–	–	–
1066	12	14	3	1	–	–	6	7	3	5	6	–	–	–	–	–	1	–
1069	–	2	–	–	–	–	–	1	–	–	1	–	–	–	–	–	–	–
1081	2	1	3	–	–	–	1	1	1	–	–	1	1	–	–	–	–	1
1091	7	21	17	–	–	2	4	17	10	3	4	5	–	–	–	–	–	–
1095	–	–	1	–	–	–	–	–	1	–	–	–	–	–	–	–	–	–
1099	6	4	1	–	–	–	3	4	1	2	–	–	–	–	–	1	–	–
1111	–	1	–	–	–	–	–	–	–	–	1	–	–	–	–	–	–	–
1113	2	2	1	–	–	–	1	–	1	1	2	–	–	–	–	–	–	–
1121	1	2	1	–	–	–	1	1	1	–	1	–	–	–	–	–	–	–
1122	20	17	18	–	–	2	15	9	9	5	8	7	–	–	–	–	–	–
1220	1	–	–	–	–	–	–	–	–	1	–	–	–	–	–	–	–	–
1411	–	1	–	–	–	–	–	1	–	–	–	–	–	–	–	–	–	–
1412	8	7	5	–	–	–	5	1	2	3	6	3	–	–	–	–	–	–
1413	2	–	2	–	–	–	–	–	2	2	–	–	–	–	–	–	–	–
1414	1	–	–	–	–	–	–	–	–	1	–	–	–	–	–	–	–	–
1510	16	34	33	4	4	12	10	23	18	2	5	3	–	1	–	–	1	–
1521	1	–	–	–	–	–	–	–	–	1	–	–	–	–	–	–	–	–
1529	–	–	1	–	–	–	–	–	–	–	–	1	–	–	–	–	–	–
1531	1	4	2	1	–	–	–	–	–	–	4	2	–	–	–	–	–	–
1610	127	145	105	4	5	1	70	91	56	45	45	46	4	2	–	4	2	2
1621	46	36	41	–	1	1	29	19	21	14	14	19	3	1	–	–	1	–
1622	11	7	4	–	–	–	5	4	3	3	3	1	3	–	–	–	–	–
1629	6	6	6	–	–	–	2	2	2	3	4	4	1	–	–	–	–	–
1732	1	–	–	–	–	–	–	–	–	1	–	–	–	–	–	–	–	–
1741	2	4	1	–	–	–	1	2	1	1	2	–	–	–	–	–	–	–
1749	1	1	1	1	1	1	–	–	–	–	–	–	–	–	–	–	–	–
1812	3	1	–	–	–	–	–	–	–	3	1	–	–	–	–	–	–	–
1813	2	5	1	–	–	–	1	3	1	1	2	–	–	–	–	–	–	–
1821	–	–	1	–	–	–	–	–	–	–	–	1	–	–	–	–	–	–
1931	–	2	–	–	–	–	–	–	–	–	2	–	–	–	–	–	–	–
1932	4	–	–	–	–	–	2	–	–	–	–	–	1	–	–	1	–	–
2013	–	1	–	–	–	–	–	1	–	–	–	–	–	–	–	–	–	–
2061	1	–	1	–	–	–	–	–	–	1	–	1	–	–	–	–	–	–
2062	1	1	1	–	–	–	1	–	1	–	1	–	–	–	–	–	–	–
2212	7	3	3	–	–	–	3	2	2	4	1	1	–	–	–	–	–	–
2219	42	5	–	–	–	–	–	–	–	42	5	–	–	–	–	–	–	–

Capítulo 30 - Rondônia

30.1 - Quantidade de acidentes do trabalho liquidados, por consequência, segundo a Classificação Nacional de Atividades Econômicas (CNAE), no estado de Rondônia - 2014/2016

(continuação)

CNAE	QUANTIDADE DE ACIDENTES DO TRABALHO LIQUIDADOS																	
	Total			Consequência														
				Assistência Médica			Menos de 15 dias			Mais de 15 dias			Incapacidade Permanente			Óbito		
	2014	2015	2016	2014	2015	2016	2014	2015	2016	2014	2015	2016	2014	2015	2016	2014	2015	2016
2221	–	1	2	–	–	–	–	1	1	–	–	1	–	–	–	–	–	–
2222	4	–	–	–	–	–	3	–	–	1	–	–	–	–	–	–	–	–
2223	1	–	–	–	–	–	–	–	–	1	–	–	–	–	–	–	–	–
2229	–	1	1	–	–	–	–	1	1	–	–	–	–	–	–	–	–	–
2311	23	8	17	–	–	–	22	5	11	1	3	6	–	–	–	–	–	–
2320	2	2	1	1	2	–	1	–	1	–	–	–	–	–	–	–	–	–
2330	22	17	16	–	–	–	13	12	11	8	5	5	1	–	–	–	–	–
2341	–	1	2	–	–	–	–	–	2	–	1	–	–	–	–	–	–	–
2342	49	35	33	1	1	1	28	23	13	18	11	19	2	–	–	–	–	–
2349	3	7	2	–	–	–	–	2	–	3	5	2	–	–	–	–	–	–
2391	6	4	9	–	–	–	3	3	5	3	1	3	–	–	–	–	–	1
2449	8	9	18	–	–	–	8	9	13	–	–	5	–	–	–	–	–	–
2452	5	1	2	–	–	–	2	–	1	3	1	1	–	–	–	–	–	–
2511	6	8	8	–	1	–	1	3	5	5	4	1	–	–	–	–	–	2
2512	8	4	4	–	–	–	2	3	4	5	1	–	1	–	–	–	–	–
2521	4	2	2	–	–	–	2	1	–	2	1	2	–	–	–	–	–	–
2532	1	–	–	–	–	–	1	–	–	–	–	–	–	–	–	–	–	–
2539	1	1	1	–	–	–	–	–	–	1	1	1	–	–	–	–	–	–
2542	1	1	1	–	–	–	–	1	1	1	–	–	–	–	–	–	–	–
2543	–	1	1	–	–	–	–	1	1	–	–	–	–	–	–	–	–	–
2592	1	3	–	–	–	–	–	1	–	1	2	–	–	–	–	–	–	–
2593	–	1	–	–	–	–	–	1	–	–	–	–	–	–	–	–	–	–
2599	–	1	–	–	–	–	–	1	–	–	–	–	–	–	–	–	–	–
2710	–	1	1	–	1	–	–	–	–	–	–	1	–	–	–	–	–	–
2722	–	1	3	–	–	2	–	–	1	–	1	–	–	–	–	–	–	–
2731	1	–	–	–	–	–	–	–	–	–	–	–	1	–	–	–	–	–
2790	–	1	–	–	–	–	–	1	–	–	–	–	–	–	–	–	–	–
2811	2	–	–	–	–	–	1	–	–	1	–	–	–	–	–	–	–	–
2812	1	1	–	–	–	–	–	–	–	1	1	–	–	–	–	–	–	–
2814	1	1	–	–	–	–	1	1	–	–	–	–	–	–	–	–	–	–
2822	20	15	5	14	7	–	5	7	4	1	1	1	–	–	–	–	–	–
2823	1	–	1	–	–	–	1	–	1	–	–	–	–	–	–	–	–	–
2829	1	–	–	–	–	–	1	–	–	–	–	–	–	–	–	–	–	–
2833	–	1	1	–	–	–	–	–	–	–	1	1	–	–	–	–	–	–
2852	1	–	–	–	–	–	–	–	–	1	–	–	–	–	–	–	–	–
2864	1	–	–	–	–	–	–	–	–	1	–	–	–	–	–	–	–	–
2930	9	7	7	–	–	–	4	5	7	4	2	–	1	–	–	–	–	–
2950	2	3	1	–	–	–	2	2	1	–	1	–	–	–	–	–	–	–
3092	6	1	2	–	–	–	3	1	1	3	–	1	–	–	–	–	–	–
3101	20	9	15	–	–	1	8	2	7	8	7	6	4	–	1	–	–	–
3104	9	8	6	–	–	–	5	2	3	4	6	3	–	–	–	–	–	–
3230	6	2	–	–	–	–	–	–	–	6	2	–	–	–	–	–	–	–
3240	–	1	1	–	–	–	–	–	1	–	1	–	–	–	–	–	–	–
3291	1	–	–	–	–	–	–	–	–	1	–	–	–	–	–	–	–	–
3292	2	–	–	–	–	–	2	–	–	–	–	–	–	–	–	–	–	–
3299	3	–	2	1	–	1	2	–	1	–	–	–	–	–	–	–	–	–
3311	–	–	1	–	–	–	–	–	–	–	–	1	–	–	–	–	–	–
3312	–	1	–	–	–	–	–	–	–	–	1	–	–	–	–	–	–	–
3313	5	4	3	1	–	1	4	4	–	–	–	2	–	–	–	–	–	–
3314	6	2	3	5	–	1	–	2	2	1	–	–	–	–	–	–	–	–
3317	–	1	–	–	–	–	–	1	–	–	–	–	–	–	–	–	–	–
3321	4	1	–	2	–	–	2	–	–	–	1	–	–	–	–	–	–	–
3329	1	–	1	–	–	–	–	–	1	1	–	–	–	–	–	–	–	–
3511	39	94	82	6	41	45	26	43	26	7	9	11	–	1	–	–	–	–
3512	1	10	2	–	2	–	1	4	1	–	4	1	–	–	–	–	–	–
3514	7	6	4	–	–	–	5	5	3	2	1	1	–	–	–	–	–	–
3600	17	21	18	2	–	–	13	19	17	2	2	1	–	–	–	–	–	–
3811	23	31	49	1	2	6	17	23	34	5	4	9	–	–	–	–	2	–
3812	12	12	21	4	9	13	7	3	6	1	–	2	–	–	–	–	–	–
3821	–	2	1	–	–	–	–	1	–	–	1	1	–	–	–	–	–	–
3822	1	–	–	1	–	–	–	–	–	–	–	–	–	–	–	–	–	–
3831	–	1	–	–	–	–	–	–	–	–	1	–	–	–	–	–	–	–
3832	–	1	3	–	–	–	–	1	–	–	–	3	–	–	–	–	–	–
3839	1	2	2	–	–	–	–	2	2	1	–	–	–	–	–	–	–	–
4110	6	–	–	1	–	–	4	–	–	1	–	–	–	–	–	–	–	–
4120	172	135	116	18	5	10	97	93	66	50	36	40	5	–	–	2	1	–
4211	110	179	19	52	107	2	44	39	4	11	30	12	–	–	–	3	3	1
4212	140	106	44	96	82	35	35	20	8	8	4	1	–	–	–	1	–	–
4213	–	2	1	–	–	–	–	1	–	–	1	1	–	–	–	–	–	–
4221	416	189	101	181	62	5	170	77	59	63	48	34	2	1	2	–	1	1
4222	6	3	–	1	–	–	3	2	–	2	1	–	–	–	–	–	–	–
4292	249	93	23	222	62	10	15	22	7	11	7	6	–	–	–	1	2	–
4299	44	11	8	8	3	–	24	4	5	9	4	3	–	–	–	3	–	–
4311	–	–	1	–	–	–	–	–	1	–	–	–	–	–	–	–	–	–
4313	14	11	11	–	–	–	10	7	7	4	4	4	–	–	–	–	–	–

Capítulo 30 - Rondônia

30.1 - Quantidade de acidentes do trabalho liquidados, por consequência, segundo a Classificação Nacional de Atividades Econômicas (CNAE), no estado de Rondônia - 2014/2016

(continuação)

CNAE	QUANTIDADE DE ACIDENTES DO TRABALHO LIQUIDADOS																	
	Total			Consequência														
				Assistência Médica			Menos de 15 dias			Mais de 15 dias			Incapacidade Permanente			Óbito		
	2014	2015	2016	2014	2015	2016	2014	2015	2016	2014	2015	2016	2014	2015	2016	2014	2015	2016
4321	93	27	11	14	–	–	60	19	5	11	8	6	2	–	–	6	–	–
4322	–	2	1	–	–	–	–	2	1	–	–	–	–	–	–	–	–	–
4329	1	2	2	–	–	–	1	2	1	–	–	1	–	–	–	–	–	–
4330	7	2	2	–	–	–	7	1	2	–	1	–	–	–	–	–	–	–
4391	2	–	–	–	–	–	2	–	–	–	–	–	–	–	–	–	–	–
4399	29	22	15	9	1	2	15	11	5	4	10	8	–	–	–	1	–	–
4511	22	26	16	1	–	1	17	19	12	4	7	3	–	–	–	–	–	–
4512	1	–	1	–	–	–	1	–	1	–	–	–	–	–	–	–	–	–
4520	16	22	16	–	–	2	10	14	4	6	8	10	–	–	–	–	–	–
4530	68	52	75	2	1	1	39	38	48	23	13	25	2	–	–	2	–	1
4541	24	18	22	–	2	3	13	11	16	9	5	3	2	–	–	–	–	–
4543	4	2	1	–	1	–	2	1	–	2	–	1	–	–	–	–	–	–
4611	–	1	–	–	–	–	–	1	–	–	–	–	–	–	–	–	–	–
4613	–	1	–	–	–	–	–	1	–	–	–	–	–	–	–	–	–	–
4614	1	1	–	–	–	–	1	1	–	–	–	–	–	–	–	–	–	–
4616	–	–	1	–	–	–	–	–	1	–	–	–	–	–	–	–	–	–
4619	1	–	–	–	–	–	–	–	–	1	–	–	–	–	–	–	–	–
4621	4	–	–	–	–	–	–	–	–	2	–	–	2	–	–	–	–	–
4622	2	2	–	–	–	–	–	1	–	1	1	–	1	–	–	–	–	–
4623	3	1	1	–	–	–	1	1	1	2	–	–	–	–	–	–	–	–
4631	–	–	1	–	–	–	–	–	1	–	–	–	–	–	–	–	–	–
4632	2	5	8	–	–	–	1	5	3	1	–	5	–	–	–	–	–	–
4633	1	–	3	–	–	–	1	–	3	–	–	–	–	–	–	–	–	–
4634	1	2	2	–	–	–	1	2	1	–	–	1	–	–	–	–	–	–
4635	25	15	28	2	–	4	15	12	17	8	3	6	–	–	1	–	–	–
4637	16	14	13	–	1	–	5	6	7	11	7	6	–	–	–	–	–	–
4639	11	6	9	–	–	–	8	4	6	3	2	3	–	–	–	–	–	–
4642	–	–	2	–	–	1	–	–	–	–	–	1	–	–	–	–	–	–
4644	6	10	15	1	1	1	2	8	12	2	1	2	1	–	–	–	–	–
4645	–	1	1	–	–	1	–	–	–	–	1	–	–	–	–	–	–	–
4646	–	–	1	–	–	–	–	–	1	–	–	–	–	–	–	–	–	–
4647	1	1	–	–	–	–	1	1	–	–	–	–	–	–	–	–	–	–
4649	6	9	6	–	–	–	3	4	3	3	5	3	–	–	–	–	–	–
4652	–	–	2	–	–	–	–	–	1	–	–	1	–	–	–	–	–	–
4661	1	4	9	–	–	1	–	4	6	1	–	1	–	–	1	–	–	–
4662	1	1	–	–	–	–	1	1	–	–	–	–	–	–	–	–	–	–
4665	1	–	–	–	–	–	1	–	–	–	–	–	–	–	–	–	–	–
4669	2	1	1	–	–	–	2	–	1	–	1	–	–	–	–	–	–	–
4671	19	13	9	–	–	–	8	10	5	9	3	4	–	–	–	2	–	–
4672	1	3	–	–	–	–	1	2	–	–	1	–	–	–	–	–	–	–
4674	–	1	–	–	–	–	–	–	–	–	1	–	–	–	–	–	–	–
4679	5	4	6	1	2	–	2	1	5	2	1	1	–	–	–	–	–	–
4681	3	–	1	1	–	–	1	–	1	1	–	–	–	–	–	–	–	–
4682	25	23	24	1	3	3	23	18	18	1	2	3	–	–	–	–	–	–
4683	–	1	4	–	–	–	–	–	2	–	1	2	–	–	–	–	–	–
4684	6	1	2	–	–	–	5	1	1	1	–	–	–	–	–	–	–	1
4687	2	4	1	–	–	–	1	2	1	1	2	–	–	–	–	–	–	–
4689	1	1	5	–	–	–	–	–	5	1	1	–	–	–	–	–	–	–
4691	3	7	6	1	–	1	2	4	2	–	3	3	–	–	–	–	–	–
4692	1	1	–	–	–	–	–	–	–	1	1	–	–	–	–	–	–	–
4693	3	8	2	–	–	–	3	6	2	–	2	–	–	–	–	–	–	–
4711	109	157	121	6	1	6	75	100	68	26	55	44	1	–	1	1	1	2
4712	17	21	13	–	–	–	12	13	7	5	8	6	–	–	–	–	–	–
4713	13	2	5	–	–	–	9	2	4	4	–	1	–	–	–	–	–	–
4721	5	4	4	–	–	–	2	2	3	2	2	1	1	–	–	–	–	–
4722	5	1	6	1	–	–	2	1	5	2	–	1	–	–	–	–	–	–
4723	8	3	4	–	–	–	5	1	2	3	2	2	–	–	–	–	–	–
4724	–	–	1	–	–	–	–	–	–	–	–	1	–	–	–	–	–	–
4729	2	2	7	–	–	–	–	1	3	2	1	4	–	–	–	–	–	–
4731	21	23	19	–	–	–	10	12	12	11	10	6	–	–	–	–	1	1
4741	3	10	7	1	2	–	1	3	4	1	5	3	–	–	–	–	–	–
4742	3	2	2	–	–	–	2	2	1	1	–	1	–	–	–	–	–	–
4743	6	4	6	–	–	–	1	1	3	5	3	3	–	–	–	–	–	–
4744	84	53	41	3	2	1	48	31	24	27	20	15	4	–	–	2	–	1
4751	3	5	1	–	–	–	–	4	1	3	1	–	–	–	–	–	–	–
4752	3	5	6	–	–	–	1	4	4	2	1	2	–	–	–	–	–	–
4753	21	20	15	1	–	–	14	14	13	5	6	2	1	–	–	–	–	–
4754	13	9	9	–	–	–	7	6	5	6	3	4	–	–	–	–	–	–
4755	9	5	5	–	–	–	2	2	3	5	3	1	2	–	–	–	–	1
4757	1	3	2	–	–	–	–	2	1	1	1	1	–	–	–	–	–	–
4759	4	4	4	–	–	–	4	3	1	–	1	3	–	–	–	–	–	–
4761	3	8	4	–	–	–	1	2	3	1	6	1	1	–	–	–	–	–
4762	–	–	1	–	–	–	–	–	1	–	–	–	–	–	–	–	–	–
4763	–	–	1	–	–	–	–	–	1	–	–	–	–	–	–	–	–	–
4771	22	24	20	–	1	–	9	14	11	12	9	9	1	–	–	–	–	–

Capítulo 30 - Rondônia

30.1 - Quantidade de acidentes do trabalho liquidados, por consequência, segundo a Classificação Nacional de Atividades Econômicas (CNAE), no estado de Rondônia - 2014/2016

(continuação)

CNAE	QUANTIDADE DE ACIDENTES DO TRABALHO LIQUIDADOS																	
	Total			Consequência														
				Assistência Médica			Menos de 15 dias			Mais de 15 dias			Incapacidade Permanente			Óbito		
	2014	2015	2016	2014	2015	2016	2014	2015	2016	2014	2015	2016	2014	2015	2016	2014	2015	2016
4772	2	1	4	–	–	–	1	1	1	1	–	3	–	–	–	–	–	–
4773	–	–	1	–	–	1	–	–	–	–	–	–	–	–	–	–	–	–
4774	2	2	–	–	–	–	2	–	–	–	2	–	–	–	–	–	–	–
4781	30	32	38	4	2	2	10	18	23	15	12	13	1	–	–	–	–	–
4782	5	3	3	–	–	–	1	2	–	4	1	3	–	–	–	–	–	–
4783	2	–	2	1	–	–	–	–	1	1	–	1	–	–	–	–	–	–
4784	8	2	5	–	–	–	2	2	2	6	–	3	–	–	–	–	–	–
4789	15	7	13	–	–	–	8	3	9	6	4	4	1	–	–	–	–	–
4921	26	34	19	–	–	1	21	20	8	4	13	9	1	–	1	–	1	–
4922	24	14	9	3	1	–	17	9	6	2	3	3	2	–	–	–	1	–
4923	–	1	–	–	–	–	–	1	–	–	–	–	–	–	–	–	–	–
4924	2	–	4	–	–	–	1	–	3	–	–	1	–	–	–	1	–	–
4929	1	1	1	–	–	–	1	1	1	–	–	–	–	–	–	–	–	–
4930	56	55	60	6	2	5	25	33	31	23	17	23	2	–	–	–	3	1
5021	21	18	9	1	–	1	15	17	8	5	1	–	–	–	–	–	–	–
5022	1	2	1	–	–	–	1	2	–	–	–	1	–	–	–	–	–	–
5091	3	–	1	–	–	–	2	–	1	–	–	–	–	–	–	1	–	–
5111	15	5	5	–	–	1	4	1	3	11	4	1	–	–	–	–	–	–
5112	1	2	–	–	–	–	–	2	–	1	–	–	–	–	–	–	–	–
5120	–	2	1	–	–	–	–	2	–	–	–	1	–	–	–	–	–	–
5211	4	2	5	–	–	1	1	–	4	3	2	–	–	–	–	–	–	–
5212	7	6	4	–	–	1	2	–	–	5	6	3	–	–	–	–	–	–
5223	–	1	–	–	–	–	–	1	–	–	–	–	–	–	–	–	–	–
5229	2	–	3	–	–	–	–	–	1	2	–	2	–	–	–	–	–	–
5231	4	8	11	–	–	–	3	5	7	1	3	4	–	–	–	–	–	–
5232	1	1	–	–	–	–	–	–	–	1	1	–	–	–	–	–	–	–
5240	1	6	2	–	–	–	1	3	2	–	3	–	–	–	–	–	–	–
5250	1	2	1	–	1	–	–	1	1	1	–	–	–	–	–	–	–	–
5310	171	115	137	71	11	18	92	67	82	7	37	37	1	–	–	–	–	–
5320	–	3	5	–	–	–	–	3	4	–	–	1	–	–	–	–	–	–
5510	21	9	6	–	1	–	14	6	5	6	2	1	1	–	–	–	–	–
5611	30	31	41	1	–	1	15	16	28	14	15	12	–	–	–	–	–	–
5612	1	–	–	–	–	–	1	–	–	–	–	–	–	–	–	–	–	–
5620	22	16	29	1	3	10	19	8	11	1	5	8	1	–	–	–	–	–
5822	1	1	4	–	–	–	1	1	3	–	–	1	–	–	–	–	–	–
5911	–	–	1	–	–	1	–	–	–	–	–	–	–	–	–	–	–	–
5914	–	2	3	–	–	–	–	2	3	–	–	–	–	–	–	–	–	–
6010	3	–	–	–	–	–	2	–	–	1	–	–	–	–	–	–	–	–
6021	1	3	–	–	–	–	–	2	–	1	1	–	–	–	–	–	–	–
6110	2	5	10	–	–	–	2	4	9	–	1	1	–	–	–	–	–	–
6120	5	2	–	–	–	–	3	2	–	2	–	–	–	–	–	–	–	–
6190	–	2	1	–	–	–	–	1	1	–	1	–	–	–	–	–	–	–
6201	6	4	1	–	–	–	–	–	–	6	4	1	–	–	–	–	–	–
6202	–	1	–	–	–	–	–	–	–	–	1	–	–	–	–	–	–	–
6203	–	–	2	–	–	–	–	–	1	–	–	1	–	–	–	–	–	–
6204	–	–	1	–	–	–	–	–	1	–	–	–	–	–	–	–	–	–
6209	–	1	1	–	–	–	–	1	1	–	–	–	–	–	–	–	–	–
6311	3	2	1	–	–	–	–	–	–	3	2	1	–	–	–	–	–	–
6319	1	–	–	–	–	–	–	–	–	1	–	–	–	–	–	–	–	–
6421	8	3	5	–	–	2	5	3	2	2	–	1	1	–	–	–	–	–
6422	15	41	54	1	–	3	6	23	34	7	17	17	1	1	–	–	–	–
6423	4	1	2	–	–	–	4	1	–	–	–	2	–	–	–	–	–	–
6424	6	8	8	–	–	–	4	6	5	2	2	3	–	–	–	–	–	–
6462	3	3	2	–	1	–	2	–	1	1	2	1	–	–	–	–	–	–
6463	–	1	–	–	–	–	–	1	–	–	–	–	–	–	–	–	–	–
6550	1	4	3	–	2	–	1	2	1	–	–	2	–	–	–	–	–	–
6613	–	1	–	–	–	–	–	–	–	–	1	–	–	–	–	–	–	–
6619	1	1	–	–	–	–	–	1	–	1	–	–	–	–	–	–	–	–
6622	–	1	1	–	–	–	–	1	1	–	–	–	–	–	–	–	–	–
6810	–	6	1	–	–	–	–	5	1	–	1	–	–	–	–	–	–	–
6821	1	4	3	–	–	–	1	2	3	–	2	–	–	–	–	–	–	–
6822	8	2	1	–	–	1	7	1	–	1	1	–	–	–	–	–	–	–
6911	–	1	1	–	–	–	–	1	1	–	–	–	–	–	–	–	–	–
6912	1	1	1	–	–	–	1	1	1	–	–	–	–	–	–	–	–	–
6920	13	13	19	–	–	2	9	10	12	4	3	5	–	–	–	–	–	–
7020	2	–	2	–	–	–	–	–	2	2	–	–	–	–	–	–	–	–
7112	17	8	11	–	2	2	12	4	7	5	1	2	–	–	–	–	1	–
7119	1	2	–	–	–	–	–	–	–	1	2	–	–	–	–	–	–	–
7210	3	2	5	1	–	–	2	2	5	–	–	–	–	–	–	–	–	–
7220	2	–	–	–	–	–	–	–	–	2	–	–	–	–	–	–	–	–
7311	–	–	1	–	–	–	–	–	1	–	–	–	–	–	–	–	–	–
7312	1	–	–	1	–	–	–	–	–	–	–	–	–	–	–	–	–	–
7319	2	1	2	–	–	–	2	1	1	–	–	1	–	–	–	–	–	–
7420	1	–	–	–	–	–	–	–	–	1	–	–	–	–	–	–	–	–
7490	–	17	15	–	5	2	–	11	12	–	1	1	–	–	–	–	–	–

Capítulo 30 - Rondônia

30.1 - Quantidade de acidentes do trabalho liquidados, por consequência, segundo a Classificação Nacional de Atividades Econômicas (CNAE), no estado de Rondônia - 2014/2016

(conclusão)

CNAE	QUANTIDADE DE ACIDENTES DO TRABALHO LIQUIDADOS																	
	Total			Consequência														
				Assistência Médica			Menos de 15 dias			Mais de 15 dias			Incapacidade Permanente			Óbito		
	2014	2015	2016	2014	2015	2016	2014	2015	2016	2014	2015	2016	2014	2015	2016	2014	2015	2016
7500	–	–	1	–	–	–	–	–	–	–	–	1	–	–	–	–	–	–
7711	3	4	2	–	–	–	3	2	1	–	2	1	–	–	–	–	–	–
7722	1	–	–	–	–	–	–	–	–	1	–	–	–	–	–	–	–	–
7732	7	4	3	1	–	–	5	2	2	1	2	1	–	–	–	–	–	–
7739	3	2	3	–	–	1	3	2	–	–	–	2	–	–	–	–	–	–
7810	–	4	2	–	–	–	–	3	1	–	–	1	–	–	–	–	1	–
7820	1	4	3	–	–	–	1	2	1	–	2	2	–	–	–	–	–	–
7911	1	2	1	–	–	–	–	2	1	1	–	–	–	–	–	–	–	–
8011	16	25	11	–	–	–	9	12	4	7	10	7	–	–	–	–	3	–
8012	12	17	29	2	1	1	5	10	23	5	6	4	–	–	–	–	–	1
8020	2	7	1	–	–	–	1	3	–	–	4	1	–	–	–	1	–	–
8030	2	2	1	–	–	–	–	–	–	2	2	1	–	–	–	–	–	–
8111	3	2	1	–	–	–	3	2	1	–	–	–	–	–	–	–	–	–
8112	12	5	7	–	–	–	8	4	7	4	1	–	–	–	–	–	–	–
8121	12	20	19	–	2	1	11	11	10	1	6	8	–	1	–	–	–	–
8122	2	–	2	–	–	–	1	–	1	1	–	1	–	–	–	–	–	–
8129	1	1	–	–	–	–	1	–	–	–	1	–	–	–	–	–	–	–
8130	1	1	1	–	–	–	1	–	–	–	1	1	–	–	–	–	–	–
8211	2	3	7	–	–	–	1	2	4	1	1	3	–	–	–	–	–	–
8219	2	1	4	–	–	–	2	1	3	–	–	1	–	–	–	–	–	–
8220	2	1	3	–	–	–	–	1	1	2	–	2	–	–	–	–	–	–
8230	2	–	–	–	–	–	1	–	–	1	–	–	–	–	–	–	–	–
8291	2	1	3	–	–	–	1	1	–	1	–	3	–	–	–	–	–	–
8292	–	2	3	–	–	–	–	1	2	–	1	1	–	–	–	–	–	–
8299	11	7	8	1	–	1	6	6	2	3	1	5	–	–	–	1	–	–
8411	53	94	77	2	8	9	30	35	36	18	50	32	3	–	–	–	1	–
8412	–	1	–	–	–	–	–	–	–	–	1	–	–	–	–	–	–	–
8511	23	22	6	–	–	–	–	–	1	23	22	5	–	–	–	–	–	–
8512	–	1	–	–	–	–	–	1	–	–	–	–	–	–	–	–	–	–
8513	6	2	2	–	–	–	3	1	2	3	1	–	–	–	–	–	–	–
8520	1	7	3	–	–	–	–	2	1	1	5	2	–	–	–	–	–	–
8531	4	3	5	–	–	–	1	3	4	3	–	1	–	–	–	–	–	–
8532	15	18	23	2	1	4	12	12	11	1	5	7	–	–	1	–	–	–
8533	–	1	–	–	–	–	–	1	–	–	–	–	–	–	–	–	–	–
8550	1	–	–	–	–	–	1	–	–	–	–	–	–	–	–	–	–	–
8593	–	–	3	–	–	–	–	–	1	–	–	2	–	–	–	–	–	–
8599	29	39	35	5	4	3	18	28	24	6	7	7	–	–	–	–	–	1
8610	58	109	127	30	45	42	26	51	65	2	13	20	–	–	–	–	–	–
8621	–	1	–	–	–	–	–	1	–	–	–	–	–	–	–	–	–	–
8630	9	9	8	1	1	–	4	5	6	3	3	2	1	–	–	–	–	–
8640	24	20	24	7	3	7	11	12	13	6	5	4	–	–	–	–	–	–
8650	2	–	2	1	–	1	1	–	1	–	–	–	–	–	–	–	–	–
8660	–	–	1	–	–	–	–	–	–	–	–	1	–	–	–	–	–	–
8730	–	1	–	–	–	–	–	–	–	–	1	–	–	–	–	–	–	–
8800	6	5	4	1	1	–	3	3	4	2	1	–	–	–	–	–	–	–
9001	–	–	1	–	–	–	–	–	1	–	–	–	–	–	–	–	–	–
9312	–	1	–	–	–	–	–	–	–	–	1	–	–	–	–	–	–	–
9313	1	1	1	–	–	–	1	–	1	–	1	–	–	–	–	–	–	–
9329	2	–	2	–	–	–	2	–	–	–	–	2	–	–	–	–	–	–
9411	1	–	–	–	–	–	–	–	–	1	–	–	–	–	–	–	–	–
9412	2	2	4	–	1	2	1	1	2	1	–	–	–	–	–	–	–	–
9420	2	–	1	–	–	–	1	–	1	1	–	–	–	–	–	–	–	–
9430	27	11	18	–	1	–	24	6	9	3	4	9	–	–	–	–	–	–
9491	4	8	9	–	–	–	2	4	9	1	4	–	1	–	–	–	–	–
9499	1	3	1	–	–	–	1	2	1	–	1	–	–	–	–	–	–	–
9511	–	–	1	–	–	–	–	–	–	–	–	1	–	–	–	–	–	–
9521	1	1	1	–	–	–	–	–	1	1	1	–	–	–	–	–	–	–
9529	–	2	1	–	–	–	–	2	1	–	–	–	–	–	–	–	–	–
9601	–	1	2	–	–	–	–	1	–	–	–	2	–	–	–	–	–	–
9602	1	2	1	–	–	–	–	–	1	1	2	–	–	–	–	–	–	–
9603	–	–	1	–	–	–	–	–	1	–	–	–	–	–	–	–	–	–
9609	1	–	–	–	–	–	1	–	–	–	–	–	–	–	–	–	–	–
9700	2	–	2	–	–	–	2	–	1	–	–	–	–	–	–	–	–	1
Ignorado	1.413	1.057	1.161	1	–	1	32	22	32	1.340	940	1.044	40	95	82	–	–	2

Fonte: DATAPREV, CAT, SUB.
Nota: Os dados são preliminares, estando sujeitos a correções.

Capítulo 30 - Rondônia

30.2 - Quantidade mensal de acidentes do trabalho liquidados, por consequência, no estado de Rondônia - 2014/2016

MESES	QUANTIDADE DE ACIDENTES DO TRABALHO LIQUIDADOS																	
	Total			Consequência														
				Assistência Médica			Menos de 15 dias			Mais de 15 dias			Incapacidade Permanente			Óbito		
	2014	2015	2016	2014	2015	2016	2014	2015	2016	2014	2015	2016	2014	2015	2016	2014	2015	2016
TOTAL	**5.784**	**4.963**	**4.635**	**909**	**693**	**496**	**2.211**	**2.085**	**1.956**	**2.511**	**2.049**	**2.059**	**113**	**106**	**98**	**40**	**30**	**26**
Janeiro	487	342	334	124	52	46	165	120	132	183	162	141	13	8	10	2	–	5
Fevereiro	491	375	364	82	59	41	171	143	142	231	158	175	7	13	6	–	2	–
Março	473	459	421	81	75	54	168	193	185	211	180	169	9	6	11	4	5	2
Abril	467	426	420	78	77	47	175	165	164	197	171	202	13	13	7	4	–	–
Maio	560	408	448	98	60	45	209	178	164	245	158	231	6	11	6	2	1	2
Junho	483	442	467	71	64	45	179	197	175	219	163	235	12	12	9	2	6	3
Julho	532	483	431	74	47	45	201	216	184	238	208	192	8	6	7	11	6	3
Agosto	510	457	411	69	52	29	210	200	197	219	188	164	8	17	18	4	–	3
Setembro	480	422	375	50	53	33	217	186	182	201	180	148	6	2	9	6	1	3
Outubro	463	446	383	62	78	39	201	185	167	182	169	169	15	9	8	3	5	–
Novembro	410	389	301	56	38	37	153	179	121	188	166	138	11	3	3	2	3	2
Dezembro	428	314	280	64	38	35	162	123	143	197	146	95	5	6	4	–	1	3

Fonte: DATAPREV, CAT, SUB.
Nota: Os dados são preliminares, estando sujeitos a correções.

DISTRIBUIÇÃO DE ACIDENTES DO TRABALHO LIQUIDADOS, POR CONSEQUÊNCIA, NO ESTADO DE RONDÔNIA - 2016

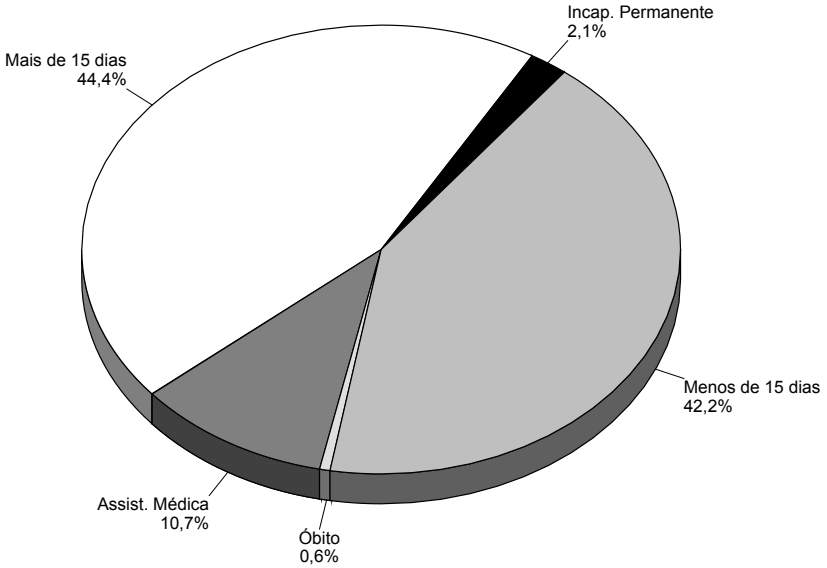

Fonte: DATAPREV, CAT, SUB.

Capítulo 31 - Acre

31.1 - Quantidade de acidentes do trabalho liquidados, por consequência, segundo a Classificação Nacional de Atividades Econômicas (CNAE), no estado do Acre - 2014/2016

(continua)

CNAE	QUANTIDADE DE ACIDENTES DO TRABALHO LIQUIDADOS																	
	Total			Consequência														
				Assistência Médica			Menos de 15 dias			Mais de 15 dias			Incapacidade Permanente			Óbito		
	2014	2015	2016	2014	2015	2016	2014	2015	2016	2014	2015	2016	2014	2015	2016	2014	2015	2016
TOTAL	**1.254**	**1.051**	**996**	**68**	**69**	**58**	**313**	**414**	**341**	**784**	**514**	**550**	**83**	**53**	**45**	**6**	**1**	**2**
0111	2	–	–	–	–	–	–	–	–	2	–	–	–	–	–	–	–	–
0112	6	4	2	–	–	–	–	–	–	6	4	–	–	–	2	–	–	–
0121	5	2	1	–	–	1	–	2	–	5	–	–	–	–	–	–	–	–
0139	–	1	5	–	–	–	–	–	–	–	1	5	–	–	–	–	–	–
0141	4	11	7	–	–	–	4	9	4	–	2	3	–	–	–	–	–	–
0151	20	10	5	–	–	–	9	7	3	11	2	2	–	1	–	–	–	–
0159	–	–	3	–	–	–	–	–	–	–	–	3	–	–	–	–	–	–
0161	–	1	1	–	–	1	–	–	–	–	–	–	–	1	–	–	–	–
0162	–	1	–	–	–	–	–	–	–	–	–	–	–	1	–	–	–	–
0220	1	11	7	–	–	–	1	9	6	–	2	1	–	–	–	–	–	–
0322	–	1	–	–	–	–	–	1	–	–	–	–	–	–	–	–	–	–
0810	1	4	1	–	–	–	1	2	–	–	2	1	–	–	–	–	–	–
1011	26	20	26	1	1	–	20	14	20	5	5	6	–	–	–	–	–	–
1012	10	6	6	–	–	–	2	6	3	8	–	3	–	–	–	–	–	–
1031	–	1	–	–	–	–	–	–	–	–	1	–	–	–	–	–	–	–
1033	1	–	–	–	–	–	–	–	–	1	–	–	–	–	–	–	–	–
1052	1	–	–	–	–	–	1	–	–	–	–	–	–	–	–	–	–	–
1053	1	–	–	–	–	–	–	–	–	1	–	–	–	–	–	–	–	–
1066	2	–	1	–	–	–	1	–	–	1	–	1	–	–	–	–	–	–
1069	1	–	1	–	–	–	–	–	1	1	–	–	–	–	–	–	–	–
1081	–	–	1	–	–	–	–	–	–	–	–	1	–	–	–	–	–	–
1091	3	–	–	–	–	–	3	–	–	–	–	–	–	–	–	–	–	–
1099	–	–	2	–	–	–	–	–	2	–	–	–	–	–	–	–	–	–
1121	2	1	1	1	–	–	–	–	1	1	1	–	–	–	–	–	–	–
1122	20	22	7	–	–	–	16	14	2	3	8	5	1	–	–	–	–	–
1220	1	–	–	–	–	–	–	–	–	1	–	–	–	–	–	–	–	–
1529	1	2	–	–	–	–	–	1	–	1	1	–	–	–	–	–	–	–
1531	–	–	1	–	–	–	–	–	1	–	–	–	–	–	–	–	–	–
1532	1	–	–	–	–	–	–	–	–	1	–	–	–	–	–	–	–	–
1610	11	4	15	1	–	3	3	–	10	5	4	1	2	–	–	–	–	1
1621	2	3	3	–	–	–	2	2	1	–	1	2	–	–	–	–	–	–
1622	2	2	–	–	–	–	–	–	–	–	2	–	1	–	–	1	–	–
1629	1	–	–	–	–	–	–	–	–	–	–	–	1	–	–	–	–	–
1813	2	–	–	–	–	–	–	–	–	1	–	–	1	–	–	–	–	–
1821	1	–	–	–	–	–	–	–	–	1	–	–	–	–	–	–	–	–
1931	1	3	7	–	–	–	1	3	5	–	–	2	–	–	–	–	–	–
2212	–	–	2	–	–	–	–	–	1	–	–	–	–	–	1	–	–	–
2219	10	1	–	–	–	–	–	–	–	9	1	–	1	–	–	–	–	–
2222	2	2	1	–	–	–	–	1	1	2	1	–	–	–	–	–	–	–
2229	1	–	–	–	–	–	1	–	–	–	–	–	–	–	–	–	–	–
2311	2	–	–	–	–	–	2	–	–	–	–	–	–	–	–	–	–	–
2330	20	17	11	–	1	–	11	10	8	8	6	3	–	–	–	1	–	–
2342	10	10	7	–	–	–	3	7	4	7	3	3	–	–	–	–	–	–
2391	2	2	–	–	–	–	–	1	–	2	1	–	–	–	–	–	–	–
2511	1	–	–	–	–	–	–	–	–	1	–	–	–	–	–	–	–	–
2521	1	–	–	–	–	–	–	–	–	1	–	–	–	–	–	–	–	–
2542	–	1	–	–	–	–	–	1	–	–	–	–	–	–	–	–	–	–
2751	1	–	–	–	–	–	–	–	–	1	–	–	–	–	–	–	–	–
2823	2	1	–	–	–	–	–	–	–	2	1	–	–	–	–	–	–	–
2930	1	–	–	–	–	–	1	–	–	–	–	–	–	–	–	–	–	–
3092	1	1	–	–	–	–	1	–	–	–	1	–	–	–	–	–	–	–
3101	2	3	1	–	–	–	1	1	1	1	2	–	–	–	–	–	–	–
3230	2	–	–	–	–	–	–	–	–	2	–	–	–	–	–	–	–	–
3250	–	1	–	–	–	–	–	1	–	–	–	–	–	–	–	–	–	–
3291	1	–	–	–	–	–	–	–	–	1	–	–	–	–	–	–	–	–
3314	–	–	1	–	–	–	–	–	–	–	–	1	–	–	–	–	–	–
3511	10	12	15	2	2	4	5	8	10	3	2	1	–	–	–	–	–	–
3514	1	–	–	–	–	–	1	–	–	–	–	–	–	–	–	–	–	–
3811	8	15	4	–	1	–	5	5	1	3	9	3	–	–	–	–	–	–
3812	1	–	–	1	–	–	–	–	–	–	–	–	–	–	–	–	–	–
3839	–	1	–	–	–	–	–	1	–	–	–	–	–	–	–	–	–	–
4110	–	2	–	–	–	–	–	2	–	–	–	–	–	–	–	–	–	–
4120	36	65	27	–	1	–	13	32	11	19	32	16	4	–	–	–	–	–
4211	4	4	3	–	–	–	2	1	–	1	3	3	1	–	–	–	–	–
4212	–	1	1	–	–	–	–	–	–	–	–	–	–	1	1	–	–	–
4213	17	10	6	1	–	–	12	9	4	4	1	2	–	–	–	–	–	–
4221	5	33	28	–	–	–	2	25	17	3	7	11	–	–	–	–	1	–
4299	3	–	1	–	–	–	1	–	–	1	–	1	1	–	–	–	–	–
4313	3	1	1	–	–	–	1	1	–	1	–	1	1	–	–	–	–	–
4321	8	6	4	–	–	–	5	6	2	3	–	2	–	–	–	–	–	–
4329	–	1	1	–	–	–	–	–	1	–	1	–	–	–	–	–	–	–
4330	2	–	–	–	–	–	–	–	–	2	–	–	–	–	–	–	–	–

Capítulo 31 - Acre

31.1 - Quantidade de acidentes do trabalho liquidados, por consequência, segundo a Classificação Nacional de Atividades Econômicas (CNAE), no estado do Acre - 2014/2016

(continuação)

CNAE	QUANTIDADE DE ACIDENTES DO TRABALHO LIQUIDADOS																	
	Total			Consequência														
				Assistência Médica			Menos de 15 dias			Mais de 15 dias			Incapacidade Permanente			Óbito		
	2014	2015	2016	2014	2015	2016	2014	2015	2016	2014	2015	2016	2014	2015	2016	2014	2015	2016
4391	2	–	–	–	–	–	1	–	–	–	–	–	1	–	–	–	–	–
4399	–	2	3	–	–	–	–	2	1	–	–	2	–	–	–	–	–	–
4511	2	4	3	–	–	1	–	2	1	1	2	1	1	–	–	–	–	–
4512	–	–	1	–	–	–	–	–	1	–	–	–	–	–	–	–	–	–
4520	1	4	1	–	–	–	1	3	–	–	1	1	–	–	–	–	–	–
4530	9	9	3	–	–	–	5	7	1	3	2	2	–	–	–	1	–	–
4541	1	5	2	–	–	–	–	4	1	1	1	1	–	–	–	–	–	–
4634	1	1	–	–	–	–	–	–	–	1	1	–	–	–	–	–	–	–
4635	1	9	7	–	–	–	1	8	5	–	1	2	–	–	–	–	–	–
4637	2	–	2	–	–	–	1	–	–	1	–	2	–	–	–	–	–	–
4639	5	3	1	–	–	–	3	3	1	2	–	–	–	–	–	–	–	–
4644	1	2	1	–	–	–	1	1	1	–	1	–	–	–	–	–	–	–
4645	–	–	1	–	–	–	–	–	–	–	–	1	–	–	–	–	–	–
4662	1	–	–	–	–	–	1	–	–	–	–	–	–	–	–	–	–	–
4669	1	–	–	–	–	–	1	–	–	–	–	–	–	–	–	–	–	–
4679	–	–	1	–	–	–	–	–	–	–	–	1	–	–	–	–	–	–
4682	4	3	7	–	–	–	2	2	2	2	1	5	–	–	–	–	–	–
4685	2	1	–	1	–	–	1	1	–	–	–	–	–	–	–	–	–	–
4687	2	–	–	–	–	–	2	–	–	–	–	–	–	–	–	–	–	–
4691	5	7	4	1	–	–	2	5	3	2	2	1	–	–	–	–	–	–
4693	–	1	2	–	–	–	–	–	2	–	1	–	–	–	–	–	–	–
4711	43	44	53	5	2	–	30	24	27	8	18	25	–	–	–	–	–	1
4712	8	3	–	–	–	–	4	3	–	3	–	–	1	–	–	–	–	–
4713	–	2	–	–	–	–	–	1	–	–	1	–	–	–	–	–	–	–
4721	1	3	1	–	–	–	1	3	1	–	–	–	–	–	–	–	–	–
4722	7	6	–	–	–	–	5	5	–	2	1	–	–	–	–	–	–	–
4723	1	1	4	–	–	–	–	1	2	1	–	2	–	–	–	–	–	–
4724	–	1	1	–	1	–	–	–	1	–	–	–	–	–	–	–	–	–
4731	3	9	4	–	1	–	–	3	4	2	5	–	1	–	–	–	–	–
4741	–	–	2	–	–	–	–	–	–	–	–	2	–	–	–	–	–	–
4742	1	–	–	–	–	–	1	–	–	–	–	–	–	–	–	–	–	–
4743	–	–	3	–	–	–	–	–	–	–	–	3	–	–	–	–	–	–
4744	24	23	30	–	1	2	12	16	17	10	6	11	2	–	–	–	–	–
4751	–	1	–	–	–	–	–	–	–	–	1	–	–	–	–	–	–	–
4752	–	1	–	–	–	–	–	1	–	–	–	–	–	–	–	–	–	–
4753	–	9	6	–	–	–	–	7	5	–	2	1	–	–	–	–	–	–
4754	1	2	1	–	–	–	–	1	–	1	1	1	–	–	–	–	–	–
4755	2	2	3	–	–	–	2	–	1	–	2	2	–	–	–	–	–	–
4757	–	–	2	–	–	–	–	–	2	–	–	–	–	–	–	–	–	–
4759	1	–	–	–	–	–	1	–	–	–	–	–	–	–	–	–	–	–
4761	1	–	–	1	–	–	–	–	–	–	–	–	–	–	–	–	–	–
4771	3	2	2	–	–	–	1	1	1	2	1	1	–	–	–	–	–	–
4772	3	1	4	–	–	–	2	1	4	1	–	–	–	–	–	–	–	–
4774	–	–	1	–	–	–	–	–	1	–	–	–	–	–	–	–	–	–
4781	–	2	4	–	–	–	–	1	1	–	1	3	–	–	–	–	–	–
4782	2	1	1	–	–	–	1	1	–	1	–	1	–	–	–	–	–	–
4783	1	–	–	–	–	–	1	–	–	–	–	–	–	–	–	–	–	–
4789	5	3	1	1	–	–	1	3	–	2	–	1	1	–	–	–	–	–
4921	8	2	4	–	–	–	3	1	3	4	1	–	–	–	1	1	–	–
4922	1	1	1	–	–	–	1	1	–	–	–	1	–	–	–	–	–	–
4929	–	–	1	–	–	–	–	–	–	–	–	1	–	–	–	–	–	–
4930	15	11	15	3	1	–	8	8	9	4	2	6	–	–	–	–	–	–
5111	3	–	–	–	–	–	–	–	–	3	–	–	–	–	–	–	–	–
5211	2	7	3	–	2	–	1	3	2	1	2	1	–	–	–	–	–	–
5212	3	–	–	–	–	–	–	–	–	3	–	–	–	–	–	–	–	–
5229	2	1	–	–	–	–	–	–	–	1	1	–	–	–	–	1	–	–
5231	1	1	–	–	–	–	–	–	–	1	1	–	–	–	–	–	–	–
5240	2	2	2	–	–	–	1	1	2	1	1	–	–	–	–	–	–	–
5310	17	25	22	1	3	3	16	18	14	–	4	5	–	–	–	–	–	–
5320	–	2	–	–	–	–	–	–	–	–	2	–	–	–	–	–	–	–
5510	1	1	2	–	–	–	1	–	2	–	1	–	–	–	–	–	–	–
5611	7	7	7	–	–	–	2	3	3	4	3	4	–	1	–	1	–	–
5620	1	1	–	–	–	–	–	–	–	1	1	–	–	–	–	–	–	–
6010	–	1	–	–	–	–	–	1	–	–	–	–	–	–	–	–	–	–
6021	1	1	1	–	–	–	1	1	1	–	–	–	–	–	–	–	–	–
6110	2	–	1	–	–	–	–	–	1	1	–	–	1	–	–	–	–	–
6120	–	1	1	–	–	–	–	1	1	–	–	–	–	–	–	–	–	–
6190	1	–	–	–	–	–	–	–	–	1	–	–	–	–	–	–	–	–
6203	1	–	–	–	–	–	1	–	–	–	–	–	–	–	–	–	–	–
6421	–	1	1	–	–	–	–	1	1	–	–	–	–	–	–	–	–	–
6422	–	6	2	–	–	–	–	3	2	–	3	–	–	–	–	–	–	–
6423	–	2	–	–	–	–	–	2	–	–	–	–	–	–	–	–	–	–
6462	–	1	–	–	–	–	–	–	–	–	1	–	–	–	–	–	–	–
6550	–	1	–	–	–	–	–	1	–	–	–	–	–	–	–	–	–	–
6613	2	–	–	–	–	–	–	–	–	2	–	–	–	–	–	–	–	–

Capítulo 31 - Acre

31.1 - Quantidade de acidentes do trabalho liquidados, por consequência, segundo a Classificação Nacional de Atividades Econômicas (CNAE), no estado do Acre - 2014/2016

(conclusão)

CNAE	QUANTIDADE DE ACIDENTES DO TRABALHO LIQUIDADOS																	
	Total			Consequência														
				Assistência Médica			Menos de 15 dias			Mais de 15 dias			Incapacidade Permanente			Óbito		
	2014	2015	2016	2014	2015	2016	2014	2015	2016	2014	2015	2016	2014	2015	2016	2014	2015	2016
6619	–	1	–	–	–	–	–	1	–	–	–	–	–	–	–	–	–	–
6630	–	–	1	–	–	–	–	–	1	–	–	–	–	–	–	–	–	–
6810	2	4	–	1	–	–	–	4	–	1	–	–	–	–	–	–	–	–
6912	–	1	–	–	–	–	–	–	–	–	1	–	–	–	–	–	–	–
6920	9	1	9	–	–	–	7	–	9	2	1	–	–	–	–	–	–	–
7020	–	–	1	–	–	–	–	–	1	–	–	–	–	–	–	–	–	–
7111	–	1	–	–	–	–	–	1	–	–	–	–	–	–	–	–	–	–
7112	5	4	3	–	1	–	4	3	2	1	–	1	–	–	–	–	–	–
7119	2	–	–	–	–	–	1	–	–	1	–	–	–	–	–	–	–	–
7210	–	5	6	–	1	1	–	4	5	–	–	–	–	–	–	–	–	–
7220	1	–	–	–	–	–	–	–	–	1	–	–	–	–	–	–	–	–
7490	1	3	2	–	–	–	–	2	1	1	1	1	–	–	–	–	–	–
7711	–	1	–	–	–	–	–	1	–	–	–	–	–	–	–	–	–	–
7731	1	–	–	–	–	–	–	–	–	–	–	–	1	–	–	–	–	–
7732	7	4	1	1	–	–	1	2	1	5	2	–	–	–	–	–	–	–
7739	–	–	2	–	–	–	–	–	1	–	–	1	–	–	–	–	–	–
7810	1	–	–	–	–	–	–	–	–	–	–	–	1	–	–	–	–	–
7820	–	1	1	–	–	–	–	–	1	–	1	–	–	–	–	–	–	–
7911	1	–	–	–	–	–	–	–	–	1	–	–	–	–	–	–	–	–
8011	14	13	9	2	–	–	9	7	7	3	6	2	–	–	–	–	–	–
8012	11	11	13	8	5	5	2	1	7	1	5	1	–	–	–	–	–	–
8020	–	–	1	–	–	1	–	–	–	–	–	–	–	–	–	–	–	–
8030	1	–	–	–	–	–	–	–	–	1	–	–	–	–	–	–	–	–
8111	–	1	–	–	–	–	–	–	–	–	1	–	–	–	–	–	–	–
8112	4	1	1	–	–	–	3	1	1	–	–	–	1	–	–	–	–	–
8121	15	8	11	2	2	–	6	1	5	5	5	6	2	–	–	–	–	–
8129	1	–	1	–	–	–	–	–	–	–	–	1	1	–	–	–	–	–
8211	–	–	1	–	–	–	–	–	–	–	–	1	–	–	–	–	–	–
8219	–	1	1	–	–	–	–	1	1	–	–	–	–	–	–	–	–	–
8220	1	3	4	–	–	–	–	2	–	1	1	4	–	–	–	–	–	–
8291	1	–	–	–	–	–	1	–	–	–	–	–	–	–	–	–	–	–
8292	–	1	–	–	–	–	–	1	–	–	–	–	–	–	–	–	–	–
8299	2	1	–	–	–	–	–	1	–	2	–	–	–	–	–	–	–	–
8411	7	12	4	–	1	1	5	8	1	1	3	2	1	–	–	–	–	–
8412	–	6	14	–	–	–	–	1	4	–	5	10	–	–	–	–	–	–
8511	10	1	1	–	–	–	–	1	–	10	–	1	–	–	–	–	–	–
8512	1	2	–	–	–	–	–	–	–	1	2	–	–	–	–	–	–	–
8513	2	3	1	–	–	–	1	1	1	1	2	–	–	–	–	–	–	–
8520	1	–	1	–	–	–	1	–	1	–	–	–	–	–	–	–	–	–
8531	4	3	8	–	–	–	3	3	5	1	–	3	–	–	–	–	–	–
8532	3	–	9	–	–	1	–	–	8	3	–	–	–	–	–	–	–	–
8599	3	4	7	–	–	1	2	4	3	1	–	3	–	–	–	–	–	–
8610	46	53	57	33	38	31	9	11	16	3	4	10	1	–	–	–	–	–
8630	3	–	2	–	–	–	–	–	1	3	–	1	–	–	–	–	–	–
8640	1	5	4	–	1	1	–	3	1	1	1	2	–	–	–	–	–	–
8690	4	6	7	–	2	–	1	1	1	2	3	6	1	–	–	–	–	–
8800	3	3	4	–	–	1	2	2	2	1	1	1	–	–	–	–	–	–
9312	–	–	1	–	–	–	–	–	1	–	–	–	–	–	–	–	–	–
9313	–	2	–	–	–	–	–	2	–	–	–	–	–	–	–	–	–	–
9329	–	1	–	–	–	–	–	–	–	–	1	–	–	–	–	–	–	–
9412	1	–	–	–	–	–	1	–	–	–	–	–	–	–	–	–	–	–
9420	–	1	–	–	–	–	–	–	–	–	1	–	–	–	–	–	–	–
9430	2	3	–	–	–	–	2	2	–	–	1	–	–	–	–	–	–	–
9491	1	1	1	–	1	–	–	–	–	–	–	1	1	–	–	–	–	–
9512	1	–	1	1	–	–	–	–	1	–	–	–	–	–	–	–	–	–
9602	–	–	1	–	–	–	–	–	1	–	–	–	–	–	–	–	–	–
9609	–	–	1	–	–	–	–	–	1	–	–	–	–	–	–	–	–	–
Ignorado	578	337	362	–	–	–	2	5	3	525	284	319	51	48	40	–	–	–

Fonte: DATAPREV, CAT, SUB.
Nota: Os dados são preliminares, estando sujeitos a correções.

Capítulo 31 - Acre

31.2 - Quantidade mensal de acidentes do trabalho liquidados, por consequência, no estado do Acre - 2014/2016

MESES	QUANTIDADE DE ACIDENTES DO TRABALHO LIQUIDADOS																	
	Total			Consequência														
				Assistência Médica			Menos de 15 dias			Mais de 15 dias			Incapacidade Permanente			Óbito		
	2014	2015	2016	2014	2015	2016	2014	2015	2016	2014	2015	2016	2014	2015	2016	2014	2015	2016
TOTAL	**1.254**	**1.051**	**996**	**68**	**69**	**58**	**313**	**414**	**341**	**784**	**514**	**550**	**83**	**53**	**45**	**6**	**1**	**2**
Janeiro	102	95	74	3	5	3	20	34	22	68	49	48	10	7	1	1	–	–
Fevereiro	80	82	85	5	3	4	20	25	28	48	46	48	7	8	4	–	–	1
Março	88	79	77	5	6	2	24	33	26	55	36	44	4	4	5	–	–	–
Abril	96	91	91	2	4	8	16	30	29	71	49	49	7	8	5	–	–	–
Maio	119	79	85	4	9	8	27	30	28	83	35	49	5	5	–	–	–	–
Junho	97	112	108	6	12	6	23	41	23	60	51	75	7	7	4	1	1	–
Julho	141	98	75	5	8	5	33	42	21	91	41	45	10	7	4	2	–	–
Agosto	111	87	105	5	4	5	25	46	39	72	36	58	9	1	3	–	–	–
Setembro	105	92	76	6	6	4	29	45	35	64	41	32	6	–	5	–	–	–
Outubro	107	100	71	12	5	6	37	39	28	52	52	32	6	4	5	–	–	–
Novembro	113	69	78	7	3	3	33	23	32	64	42	37	9	1	6	–	–	–
Dezembro	95	67	71	8	4	4	26	26	30	56	36	33	3	1	3	2	–	1

Fonte: DATAPREV, CAT, SUB.
Nota: Os dados são preliminares, estando sujeitos a correções.

DISTRIBUIÇÃO DE ACIDENTES DO TRABALHO LIQUIDADOS, POR CONSEQUÊNCIA, NO ESTADO DO ACRE - 2016

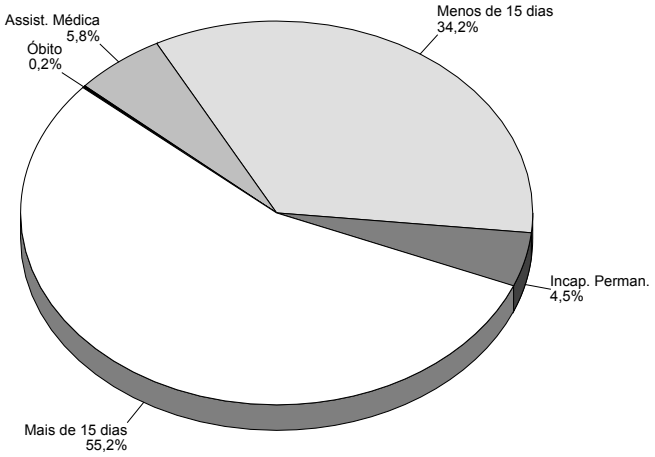

Fonte: DATAPREV, CAT, SUB.

Capítulo 32 - Amazonas

32.1 - Quantidade de acidentes do trabalho liquidados, por consequência, segundo a Classificação Nacional de Atividades Econômicas (CNAE), no estado do Amazonas - 2014/2016

(continua)

CNAE	QUANTIDADE DE ACIDENTES DO TRABALHO LIQUIDADOS																	
	Total			Consequência														
				Assistência Médica			Menos de 15 dias			Mais de 15 dias			Incapacidade Permanente			Óbito		
	2014	2015	2016	2014	2015	2016	2014	2015	2016	2014	2015	2016	2014	2015	2016	2014	2015	2016
TOTAL	9.080	8.701	7.317	1.004	965	667	5.024	4.755	3.782	2.899	2.763	2.629	119	187	218	34	31	21
0111	12	3	–	–	–	–	–	–	–	12	3	–	–	–	–	–	–	–
0112	1	1	–	–	–	–	–	–	–	1	1	–	–	–	–	–	–	–
0113	14	7	3	1	–	–	6	4	2	7	3	1	–	–	–	–	–	–
0114	–	–	1	–	–	–	–	–	–	–	–	1	–	–	–	–	–	–
0121	–	1	1	–	–	–	–	1	1	–	–	–	–	–	–	–	–	–
0131	1	–	–	–	–	–	1	–	–	–	–	–	–	–	–	–	–	–
0141	–	1	2	–	–	–	–	1	1	–	–	1	–	–	–	–	–	–
0151	3	2	–	–	–	–	3	2	–	–	–	–	–	–	–	–	–	–
0159	1	1	1	–	–	–	1	1	1	–	–	–	–	–	–	–	–	–
0161	1	–	–	–	–	–	1	–	–	–	–	–	–	–	–	–	–	–
0210	2	–	–	–	–	–	1	–	–	1	–	–	–	–	–	–	–	–
0220	–	2	–	–	–	–	–	1	–	–	1	–	–	–	–	–	–	–
0312	1	–	–	–	–	–	–	–	–	1	–	–	–	–	–	–	–	–
0322	–	1	1	–	–	–	–	1	1	–	–	–	–	–	–	–	–	–
0600	40	16	13	35	14	8	5	1	5	–	1	–	–	–	–	–	–	–
0722	40	30	22	38	25	17	–	3	4	2	2	1	–	–	–	–	–	–
0810	1	–	1	–	–	–	–	–	1	1	–	–	–	–	–	–	–	–
0893	1	2	1	–	–	–	1	2	1	–	–	–	–	–	–	–	–	–
0910	8	14	12	8	11	8	–	2	4	–	–	–	–	–	–	–	1	–
1011	4	3	4	–	–	–	3	1	2	1	2	2	–	–	–	–	–	–
1012	1	–	1	–	–	–	–	–	–	1	–	1	–	–	–	–	–	–
1013	–	–	2	–	–	–	–	–	1	–	–	1	–	–	–	–	–	–
1020	–	1	2	–	–	–	–	1	1	–	–	1	–	–	–	–	–	–
1031	–	2	–	–	1	–	–	–	–	–	1	–	–	–	–	–	–	–
1033	1	4	2	–	1	–	1	3	1	–	–	1	–	–	–	–	–	–
1041	–	–	2	–	–	1	–	–	1	–	–	–	–	–	–	–	–	–
1052	1	–	1	–	–	–	–	–	1	1	–	–	–	–	–	–	–	–
1053	2	1	1	–	–	–	1	–	1	1	1	–	–	–	–	–	–	–
1062	3	–	5	–	–	–	2	–	4	1	–	1	–	–	–	–	–	–
1066	–	2	1	–	–	–	–	–	1	–	1	–	–	–	–	–	1	–
1069	2	1	–	–	–	–	2	–	–	–	1	–	–	–	–	–	–	–
1081	3	2	1	–	–	–	2	2	1	1	–	–	–	–	–	–	–	–
1091	7	12	7	–	1	–	5	11	7	2	–	–	–	–	–	–	–	–
1093	1	–	–	–	–	–	1	–	–	–	–	–	–	–	–	–	–	–
1094	5	3	4	–	–	–	5	3	4	–	–	–	–	–	–	–	–	–
1096	2	–	–	–	–	–	1	–	–	1	–	–	–	–	–	–	–	–
1099	33	41	33	8	6	1	21	29	22	4	6	10	–	–	–	–	–	–
1111	5	1	–	–	–	–	–	–	–	5	1	–	–	–	–	–	–	–
1113	18	16	11	11	8	5	7	3	2	–	5	4	–	–	–	–	–	–
1121	–	3	–	–	1	–	–	2	–	–	–	–	–	–	–	–	–	–
1122	171	124	103	67	42	24	88	73	71	15	9	8	1	–	–	–	–	–
1312	7	5	–	–	–	–	3	1	–	4	4	–	–	–	–	–	–	–
1322	28	14	11	–	–	–	22	10	10	6	4	1	–	–	–	–	–	–
1351	–	1	1	–	–	–	–	–	–	–	1	1	–	–	–	–	–	–
1359	4	–	1	–	–	–	2	–	1	2	–	–	–	–	–	–	–	–
1411	–	–	1	–	–	–	–	–	1	–	–	–	–	–	–	–	–	–
1413	5	1	2	–	–	–	2	1	–	2	–	1	1	–	1	–	–	–
1414	1	–	–	–	–	–	–	–	–	1	–	–	–	–	–	–	–	–
1610	29	13	34	–	–	–	18	11	19	10	2	15	1	–	–	–	–	–
1622	–	1	–	–	–	–	–	–	–	–	–	–	–	1	–	–	–	–
1623	2	2	1	–	–	–	2	1	1	–	1	–	–	–	–	–	–	–
1629	12	7	6	–	–	–	9	4	2	3	3	4	–	–	–	–	–	–
1721	2	5	1	–	–	–	1	3	1	1	2	–	–	–	–	–	–	–
1722	–	–	1	–	–	–	–	–	1	–	–	–	–	–	–	–	–	–
1732	–	1	1	–	–	–	–	–	–	–	1	1	–	–	–	–	–	–
1733	21	28	22	7	10	5	12	12	8	2	6	8	–	–	–	–	–	1
1741	52	19	14	1	–	–	39	17	10	12	2	4	–	–	–	–	–	–
1742	2	–	1	–	–	–	1	–	1	1	–	–	–	–	–	–	–	–
1749	6	–	8	–	–	–	5	–	7	1	–	1	–	–	–	–	–	–
1811	1	4	–	–	–	–	1	3	–	–	1	–	–	–	–	–	–	–
1812	–	1	–	–	–	–	–	1	–	–	–	–	–	–	–	–	–	–
1813	8	2	1	–	–	–	5	1	1	3	1	–	–	–	–	–	–	–
1821	1	2	3	–	1	1	1	1	2	–	–	–	–	–	–	–	–	–
1822	1	–	–	–	–	–	1	–	–	–	–	–	–	–	–	–	–	–
1830	31	18	15	–	2	2	28	13	11	3	3	1	–	–	1	–	–	–
1921	18	19	12	8	15	7	6	4	5	3	–	–	–	–	–	1	–	–
1922	3	2	1	–	–	–	3	1	–	–	1	1	–	–	–	–	–	–
1931	–	2	–	–	–	–	–	–	–	–	2	–	–	–	–	–	–	–
1932	1	–	–	1	–	–	–	–	–	–	–	–	–	–	–	–	–	–
2014	8	1	–	1	–	–	7	1	–	–	–	–	–	–	–	–	–	–
2022	1	–	–	–	–	–	–	–	–	1	–	–	–	–	–	–	–	–
2031	10	7	8	1	1	2	7	5	6	2	1	–	–	–	–	–	–	–
2040	–	1	–	–	–	–	–	–	–	–	1	–	–	–	–	–	–	–
2061	2	1	3	1	–	–	1	1	3	–	–	–	–	–	–	–	–	–
2062	–	2	–	–	–	–	–	1	–	–	1	–	–	–	–	–	–	–
2063	–	2	3	–	–	–	–	2	2	–	–	1	–	–	–	–	–	–
2071	2	1	–	–	–	–	2	1	–	–	–	–	–	–	–	–	–	–
2091	–	1	–	–	–	–	–	–	–	–	1	–	–	–	–	–	–	–
2092	1	–	–	1	–	–	–	–	–	–	–	–	–	–	–	–	–	–
2093	3	1	–	–	–	–	3	1	–	–	–	–	–	–	–	–	–	–
2099	18	4	7	3	1	–	13	1	6	2	2	1	–	–	–	–	–	–
2121	5	15	15	–	4	5	3	9	8	2	2	2	–	–	–	–	–	–

Capítulo 32 - Amazonas

32.1 - Quantidade de acidentes do trabalho liquidados, por consequência, segundo a Classificação Nacional de Atividades Econômicas (CNAE), no estado do Amazonas - 2014/2016

(continuação)

CNAE	QUANTIDADE DE ACIDENTES DO TRABALHO LIQUIDADOS																	
	Total			Consequência														
				Assistência Médica			Menos de 15 dias			Mais de 15 dias			Incapacidade Permanente			Óbito		
	2014	2015	2016	2014	2015	2016	2014	2015	2016	2014	2015	2016	2014	2015	2016	2014	2015	2016
2211	13	15	18	1	–	–	10	12	16	1	2	2	–	–	–	1	1	–
2212	–	1	–	–	–	–	–	1	–	–	–	–	–	–	–	–	–	–
2219	10	7	4	–	–	–	–	–	1	10	7	3	–	–	–	–	–	–
2221	9	10	4	–	–	–	7	8	3	2	2	1	–	–	–	–	–	–
2222	122	106	98	9	12	15	93	78	51	18	15	32	2	–	–	–	1	–
2223	4	5	1	1	–	–	3	5	1	–	–	–	–	–	–	–	–	–
2229	219	302	190	17	15	14	171	237	135	30	50	41	1	–	–	–	–	–
2311	5	1	2	–	–	–	4	1	1	1	–	1	–	–	–	–	–	–
2319	6	3	2	–	–	–	5	3	2	1	–	–	–	–	–	–	–	–
2320	63	69	67	–	–	–	55	62	65	6	7	2	2	–	–	–	–	–
2330	17	14	12	2	–	1	9	9	8	2	5	3	2	–	–	2	–	–
2341	3	–	–	–	–	–	2	–	–	–	–	–	1	–	–	–	–	–
2342	14	13	6	–	1	–	10	8	2	2	3	4	1	–	–	1	1	–
2399	3	2	–	–	–	–	1	1	–	1	1	–	1	–	–	–	–	–
2422	–	–	1	–	–	–	–	–	1	–	–	–	–	–	–	–	–	–
2424	–	1	4	–	–	3	–	1	1	–	–	–	–	–	–	–	–	–
2441	1	1	7	–	–	1	–	1	5	–	–	1	1	–	–	–	–	–
2442	2	–	7	–	–	5	2	–	1	–	–	–	–	–	–	–	–	1
2449	20	6	5	–	–	–	20	3	3	–	3	2	–	–	–	–	–	–
2452	19	28	17	–	–	2	13	26	15	5	1	–	–	–	–	1	1	–
2511	93	65	55	–	1	1	78	52	33	14	11	21	1	–	–	–	1	–
2512	2	4	–	–	1	–	2	1	–	–	2	–	–	–	–	–	–	–
2513	–	–	1	–	–	–	–	–	1	–	–	–	–	–	–	–	–	–
2522	1	–	–	–	–	–	–	–	–	1	–	–	–	–	–	–	–	–
2531	–	1	–	–	1	–	–	–	–	–	–	–	–	–	–	–	–	–
2532	118	105	41	5	6	4	100	90	31	13	9	6	–	–	–	–	–	–
2539	–	1	–	–	–	–	–	1	–	–	–	–	–	–	–	–	–	–
2541	17	28	30	–	1	–	14	10	8	2	17	22	1	–	–	–	–	–
2542	–	3	–	–	–	–	–	3	–	–	–	–	–	–	–	–	–	–
2591	6	15	13	4	7	8	1	3	4	1	5	1	–	–	–	–	–	–
2592	–	1	–	–	–	–	–	1	–	–	–	–	–	–	–	–	–	–
2599	21	18	4	–	–	–	20	14	4	–	4	–	1	–	–	–	–	–
2610	170	163	95	26	12	7	131	91	38	12	58	49	1	2	1	–	–	–
2621	55	57	45	5	–	2	45	28	23	5	29	20	–	–	–	–	–	–
2622	130	159	139	25	11	5	98	76	83	6	72	51	1	–	–	–	–	–
2631	3	4	4	–	–	–	2	3	1	1	1	3	–	–	–	–	–	–
2632	73	32	9	32	10	–	38	21	7	1	1	2	2	–	–	–	–	–
2640	662	591	321	89	117	89	547	410	183	25	64	47	1	–	2	–	–	–
2651	–	1	2	–	–	–	–	1	1	–	–	1	–	–	–	–	–	–
2652	5	7	2	–	–	–	4	7	2	–	–	–	1	–	–	–	–	–
2670	8	14	9	–	–	–	7	9	6	1	5	3	–	–	–	–	–	–
2710	30	34	20	–	2	1	23	23	14	7	9	5	–	–	–	–	–	–
2721	6	19	18	–	5	1	6	3	7	–	11	10	–	–	–	–	–	–
2722	1	–	–	–	–	–	–	–	–	1	–	–	–	–	–	–	–	–
2731	5	12	6	3	1	–	2	6	3	–	5	3	–	–	–	–	–	–
2732	8	15	11	5	–	1	2	7	2	1	8	8	–	–	–	–	–	–
2733	28	24	18	–	–	1	21	12	8	7	12	9	–	–	–	–	–	–
2751	1	–	–	–	–	–	1	–	–	–	–	–	–	–	–	–	–	–
2759	6	20	14	–	2	2	4	15	8	1	3	4	1	–	–	–	–	–
2790	39	43	17	10	4	2	27	18	6	2	21	9	–	–	–	–	–	–
2811	4	3	8	1	–	3	2	1	2	1	2	3	–	–	–	–	–	–
2814	–	–	1	–	–	–	–	–	1	–	–	–	–	–	–	–	–	–
2815	9	9	6	4	–	2	5	9	4	–	–	–	–	–	–	–	–	–
2821	1	–	–	–	–	–	1	–	–	–	–	–	–	–	–	–	–	–
2823	9	8	3	–	–	–	8	7	2	1	1	1	–	–	–	–	–	–
2824	107	141	52	27	24	5	72	60	23	7	56	23	–	–	–	1	1	1
2825	1	–	–	–	–	–	1	–	–	–	–	–	–	–	–	–	–	–
2829	13	13	7	2	–	–	10	8	4	1	5	3	–	–	–	–	–	–
2833	1	–	–	–	–	–	–	–	–	1	–	–	–	–	–	–	–	–
2910	3	1	–	–	–	–	3	1	–	–	–	–	–	–	–	–	–	–
2930	7	6	6	–	1	–	7	5	4	–	–	2	–	–	–	–	–	–
2941	4	3	1	–	–	–	4	2	1	–	1	–	–	–	–	–	–	–
2942	15	17	14	3	–	–	9	10	2	3	7	12	–	–	–	–	–	–
2943	20	11	12	2	1	–	15	9	8	3	1	4	–	–	–	–	–	–
2945	12	20	9	4	–	1	6	12	4	2	8	4	–	–	–	–	–	–
2949	20	8	7	–	–	–	16	4	7	4	4	–	–	–	–	–	–	–
2950	2	–	–	1	–	–	–	–	–	1	–	–	–	–	–	–	–	–
3011	110	112	116	1	1	2	85	101	105	23	9	9	1	–	–	–	1	–
3091	480	455	231	188	238	94	260	188	115	29	29	22	3	–	–	–	–	–
3092	22	13	12	–	2	–	20	11	11	2	–	1	–	–	–	–	–	–
3099	36	49	21	12	31	13	22	17	7	2	1	1	–	–	–	–	–	–
3101	1	2	3	–	–	–	–	1	2	1	1	1	–	–	–	–	–	–
3102	2	–	–	–	–	–	1	–	–	1	–	–	–	–	–	–	–	–
3104	10	5	8	–	–	–	9	3	7	–	2	1	1	–	–	–	–	–
3211	2	–	–	–	–	–	2	–	–	–	–	–	–	–	–	–	–	–
3230	239	90	47	–	–	–	17	15	7	222	75	40	–	–	–	–	–	–
3240	3	10	6	–	–	–	2	1	–	1	9	6	–	–	–	–	–	–
3250	10	17	13	2	2	1	8	12	12	–	3	–	–	–	–	–	–	–
3291	1	–	–	–	–	–	–	–	–	1	–	–	–	–	–	–	–	–
3299	3	1	1	–	1	–	3	–	–	–	–	1	–	–	–	–	–	–
3313	1	3	2	–	–	–	1	3	2	–	–	–	–	–	–	–	–	–
3314	11	13	11	2	3	1	8	9	6	1	1	3	–	–	–	–	–	1
3317	2	–	2	–	–	–	2	–	1	–	–	1	–	–	–	–	–	–
3321	3	1	1	1	1	–	2	–	–	–	–	1	–	–	–	–	–	–

Capítulo 32 - Amazonas

32.1 - Quantidade de acidentes do trabalho liquidados, por consequência, segundo a Classificação Nacional de Atividades Econômicas (CNAE), no estado do Amazonas - 2014/2016

(continuação)

CNAE	QUANTIDADE DE ACIDENTES DO TRABALHO LIQUIDADOS																	
	Total			Consequência														
				Assistência Médica			Menos de 15 dias			Mais de 15 dias			Incapacidade Permanente			Óbito		
	2014	2015	2016	2014	2015	2016	2014	2015	2016	2014	2015	2016	2014	2015	2016	2014	2015	2016
3329	–	–	2	–	–	–	–	–	1	–	–	1	–	–	–	–	–	–
3511	31	37	28	–	4	1	22	21	18	8	11	9	1	–	–	–	1	–
3512	3	2	7	–	–	1	2	2	5	1	–	1	–	–	–	–	–	–
3514	6	14	1	–	–	–	6	10	1	–	3	–	–	–	–	–	1	–
3520	–	2	1	–	–	1	–	2	–	–	–	–	–	–	–	–	–	–
3530	1	–	–	–	–	–	–	–	–	1	–	–	–	–	–	–	–	–
3600	34	25	36	4	1	4	27	19	27	3	5	5	–	–	–	–	–	–
3811	25	99	81	–	3	–	12	77	69	11	19	12	2	–	–	–	–	–
3822	–	1	8	–	–	1	–	1	4	–	–	3	–	–	–	–	–	–
3831	33	16	13	–	1	–	30	13	9	3	2	4	–	–	–	–	–	–
3832	1	1	–	–	–	–	1	1	–	–	–	–	–	–	–	–	–	–
3839	41	19	10	–	–	–	36	17	9	5	2	1	–	–	–	–	–	–
3900	1	1	–	–	–	–	1	1	–	–	–	–	–	–	–	–	–	–
4110	71	70	58	1	2	–	59	61	52	10	7	5	1	–	–	–	–	1
4120	211	147	121	13	12	24	142	116	69	42	16	23	11	2	2	3	1	3
4211	38	62	27	8	14	7	19	33	15	10	12	5	1	–	–	–	3	–
4212	7	1	–	–	–	–	5	–	–	1	–	–	1	1	–	–	–	–
4213	2	–	–	–	–	–	1	–	–	–	–	–	–	–	–	1	–	–
4221	54	52	42	7	6	14	32	27	15	14	17	13	–	–	–	1	2	–
4223	4	1	1	2	1	–	2	–	1	–	–	–	–	–	–	–	–	–
4291	1	–	–	–	–	–	1	–	–	–	–	–	–	–	–	–	–	–
4292	16	13	9	3	–	1	10	11	4	3	2	4	–	–	–	–	–	–
4299	28	7	3	2	–	–	19	5	1	4	2	2	2	–	–	1	–	–
4312	1	–	–	–	–	–	–	–	–	1	–	–	–	–	–	–	–	–
4313	18	14	6	1	1	–	14	11	5	3	2	1	–	–	–	–	–	–
4319	1	1	–	1	1	–	–	–	–	–	–	–	–	–	–	–	–	–
4321	51	50	69	2	3	5	31	41	53	15	6	9	1	–	–	2	–	2
4322	20	31	20	1	–	–	18	30	17	–	1	3	1	–	–	–	–	–
4329	7	10	6	–	–	–	6	7	6	–	3	–	1	–	–	–	–	–
4330	11	17	10	–	–	–	9	14	5	2	3	5	–	–	–	–	–	–
4391	24	29	7	9	13	2	12	15	4	2	1	1	1	–	–	–	–	–
4399	41	42	22	1	6	2	32	30	17	7	4	1	–	–	1	1	2	1
4511	11	15	24	–	1	1	9	12	17	2	2	6	–	–	–	–	–	–
4512	1	4	9	–	–	–	–	–	2	1	4	7	–	–	–	–	–	–
4520	2	4	1	–	–	–	1	4	–	1	–	1	–	–	–	–	–	–
4530	24	15	19	–	–	–	19	14	18	5	1	1	–	–	–	–	–	–
4541	–	4	8	–	1	–	–	1	6	–	2	2	–	–	–	–	–	–
4542	2	1	–	–	–	–	–	–	–	2	1	–	–	–	–	–	–	–
4543	–	3	6	–	–	–	–	–	–	–	3	6	–	–	–	–	–	–
4613	1	2	–	–	–	–	–	1	–	1	–	–	–	–	–	–	1	–
4614	3	1	–	–	–	–	2	1	–	1	–	–	–	–	–	–	–	–
4615	–	1	1	–	–	–	–	1	1	–	–	–	–	–	–	–	–	–
4617	1	–	–	–	–	–	1	–	–	–	–	–	–	–	–	–	–	–
4619	–	–	3	–	–	–	–	–	3	–	–	–	–	–	–	–	–	–
4623	3	1	1	–	–	–	1	1	1	2	–	–	–	–	–	–	–	–
4631	8	4	3	1	–	–	6	4	2	1	–	1	–	–	–	–	–	–
4632	–	2	–	–	–	–	–	1	–	–	1	–	–	–	–	–	–	–
4633	3	–	2	–	–	1	3	–	1	–	–	–	–	–	–	–	–	–
4634	27	22	26	–	–	1	24	21	20	3	1	5	–	–	–	–	–	–
4635	19	18	16	3	3	–	14	12	9	2	3	7	–	–	–	–	–	–
4636	2	1	–	1	–	–	1	1	–	–	–	–	–	–	–	–	–	–
4637	3	2	4	–	–	–	3	2	1	–	–	3	–	–	–	–	–	–
4639	14	15	26	–	–	–	11	13	21	3	2	5	–	–	–	–	–	–
4641	–	1	1	–	–	–	–	–	–	–	1	1	–	–	–	–	–	–
4642	1	–	–	–	–	–	1	–	–	–	–	–	–	–	–	–	–	–
4643	1	–	1	–	–	–	–	–	1	1	–	–	–	–	–	–	–	–
4644	22	8	6	1	–	–	15	7	5	6	1	1	–	–	–	–	–	–
4645	6	3	3	3	1	–	3	2	3	–	–	–	–	–	–	–	–	–
4646	3	4	1	–	2	–	2	2	1	1	–	–	–	–	–	–	–	–
4647	1	1	1	–	–	–	1	1	1	–	–	–	–	–	–	–	–	–
4649	7	3	8	–	–	1	3	3	6	4	–	1	–	–	–	–	–	–
4651	1	–	–	–	–	–	1	–	–	–	–	–	–	–	–	–	–	–
4662	1	5	3	–	1	–	1	3	3	–	1	–	–	–	–	–	–	–
4665	2	2	1	–	–	–	2	2	–	–	–	1	–	–	–	–	–	–
4669	7	5	2	–	–	–	5	3	2	2	2	–	–	–	–	–	–	–
4672	–	1	1	–	–	–	–	1	1	–	–	–	–	–	–	–	–	–
4673	6	6	3	–	–	–	3	5	3	2	1	–	1	–	–	–	–	–
4674	1	3	3	–	–	–	1	2	2	–	1	1	–	–	–	–	–	–
4679	4	4	1	–	–	–	2	3	–	2	–	–	–	1	1	–	–	–
4681	3	5	1	1	1	–	2	3	1	–	1	–	–	–	–	–	–	–
4682	63	36	65	1	2	–	57	29	54	5	5	11	–	–	–	–	–	–
4683	–	1	–	–	–	–	–	1	–	–	–	–	–	–	–	–	–	–
4684	1	–	–	1	–	–	–	–	–	–	–	–	–	–	–	–	–	–
4686	–	–	3	–	–	–	–	–	3	–	–	–	–	–	–	–	–	–
4687	–	3	–	–	–	–	–	1	–	–	2	–	–	–	–	–	–	–
4689	4	6	1	–	–	–	4	6	1	–	–	–	–	–	–	–	–	–
4691	7	3	–	–	–	–	6	3	–	1	–	–	–	–	–	–	–	–
4693	13	29	44	–	–	1	10	18	29	2	11	14	1	–	–	–	–	–
4711	179	237	215	–	–	–	156	202	174	20	34	41	1	–	–	2	1	–
4712	12	20	18	–	–	–	6	18	15	5	2	3	1	–	–	–	–	–
4713	29	30	51	1	1	4	24	22	40	3	7	7	–	–	–	1	–	–
4721	11	14	11	1	–	–	5	7	9	5	7	2	–	–	–	–	–	–
4722	7	3	1	–	–	–	5	2	1	2	1	–	–	–	–	–	–	–
4723	9	21	14	–	1	–	8	13	10	1	7	4	–	–	–	–	–	–
4729	11	19	10	–	2	1	9	11	7	2	6	2	–	–	–	–	–	–

Capítulo 32 - Amazonas

32.1 - Quantidade de acidentes do trabalho liquidados, por consequência, segundo a Classificação Nacional de Atividades Econômicas (CNAE), no estado do Amazonas - 2014/2016

(continuação)

CNAE	QUANTIDADE DE ACIDENTES DO TRABALHO LIQUIDADOS																	
	Total			Consequência														
				Assistência Médica			Menos de 15 dias			Mais de 15 dias			Incapacidade Permanente			Óbito		
	2014	2015	2016	2014	2015	2016	2014	2015	2016	2014	2015	2016	2014	2015	2016	2014	2015	2016
4731	18	14	11	2	–	2	12	11	8	4	3	1	–	–	–	–	–	–
4732	2	–	–	–	–	–	2	–	–	–	–	–	–	–	–	–	–	–
4741	–	2	3	–	–	–	–	2	3	–	–	–	–	–	–	–	–	–
4742	1	6	–	–	–	–	1	2	–	–	4	–	–	–	–	–	–	–
4743	3	–	1	–	–	–	3	–	1	–	–	–	–	–	–	–	–	–
4744	42	41	47	7	1	1	23	34	37	11	5	9	1	–	–	–	1	–
4751	11	7	3	–	2	–	8	4	2	2	1	1	–	–	–	1	–	–
4752	–	–	1	–	–	1	–	–	–	–	–	–	–	–	–	–	–	–
4753	11	14	3	1	–	–	5	11	2	4	3	1	–	–	–	1	–	–
4754	16	13	4	–	–	1	9	10	3	7	3	–	–	–	–	–	–	–
4755	5	3	3	–	–	–	5	3	2	–	–	1	–	–	–	–	–	–
4757	2	2	2	–	–	–	1	2	2	1	–	–	–	–	–	–	–	–
4759	1	3	1	–	–	1	1	3	–	–	–	–	–	–	–	–	–	–
4761	3	1	9	–	–	1	2	–	8	1	1	–	–	–	–	–	–	–
4763	3	1	1	2	–	–	1	1	1	–	–	–	–	–	–	–	–	–
4771	35	9	13	4	–	–	19	5	6	8	4	6	4	–	1	–	–	–
4772	6	7	6	–	–	–	6	6	6	–	1	–	–	–	–	–	–	–
4773	–	–	1	–	–	–	–	–	1	–	–	–	–	–	–	–	–	–
4774	7	3	1	–	–	–	5	3	–	–	–	1	2	–	–	–	–	–
4781	10	15	15	1	–	–	7	10	13	2	5	2	–	–	–	–	–	–
4782	1	4	2	–	1	–	–	3	2	1	–	–	–	–	–	–	–	–
4783	2	–	2	–	–	–	1	–	1	1	–	1	–	–	–	–	–	–
4784	8	11	4	1	–	–	6	10	3	1	1	1	–	–	–	–	–	–
4789	8	11	7	–	–	1	6	8	5	2	2	1	–	1	–	–	–	–
4921	231	362	438	3	4	18	179	264	290	35	90	127	12	4	1	2	–	2
4922	5	5	5	–	–	–	2	4	5	1	1	–	2	–	–	–	–	–
4923	4	1	3	2	–	2	1	1	–	–	–	1	1	–	–	–	–	–
4929	13	13	15	1	–	–	8	7	12	4	5	3	–	1	–	–	–	–
4930	325	224	158	32	24	7	252	181	123	34	17	28	3	2	–	4	–	–
4940	3	5	–	3	3	–	–	2	–	–	–	–	–	–	–	–	–	–
5011	–	3	5	–	1	–	–	1	4	–	1	1	–	–	–	–	–	–
5012	2	–	–	–	–	–	2	–	–	–	–	–	–	–	–	–	–	–
5021	130	144	143	18	9	11	92	109	103	18	24	29	2	–	–	–	2	–
5022	3	1	1	–	–	–	1	1	–	1	–	1	–	–	–	1	–	–
5099	–	–	2	–	–	–	–	–	2	–	–	–	–	–	–	–	–	–
5111	25	12	10	–	1	1	22	10	9	3	1	–	–	–	–	–	–	–
5112	5	1	4	1	1	1	2	–	1	2	–	1	–	–	–	–	–	1
5120	–	–	2	–	–	–	–	–	–	–	–	2	–	–	–	–	–	–
5211	50	41	27	–	–	2	43	33	17	7	8	8	–	–	–	–	–	–
5212	4	5	6	1	–	–	–	–	2	3	4	4	–	1	–	–	–	–
5221	1	–	–	–	–	–	–	–	–	1	–	–	–	–	–	–	–	–
5223	–	3	2	–	–	–	–	2	2	–	1	–	–	–	–	–	–	–
5229	–	1	–	–	–	–	–	1	–	–	–	–	–	–	–	–	–	–
5231	6	3	7	1	–	1	1	2	4	4	1	2	–	–	–	–	–	–
5232	1	–	–	–	–	–	–	–	–	1	–	–	–	–	–	–	–	–
5240	12	17	15	2	2	–	9	13	12	1	2	2	–	–	–	–	–	1
5250	19	27	15	–	3	–	12	20	11	7	4	4	–	–	–	–	–	–
5310	55	87	82	5	5	10	44	81	68	5	1	4	1	–	–	–	–	–
5320	8	1	7	–	–	1	6	1	4	2	–	2	–	–	–	–	–	–
5510	15	14	29	1	1	–	12	10	20	2	3	9	–	–	–	–	–	–
5590	3	–	1	–	–	–	2	–	–	1	–	1	–	–	–	–	–	–
5611	73	88	87	4	5	5	61	73	74	8	10	8	–	–	–	–	–	–
5620	80	70	85	7	2	6	66	41	49	6	26	30	1	–	–	–	1	–
5811	–	–	1	–	–	–	–	–	1	–	–	–	–	–	–	–	–	–
5822	3	–	–	–	–	–	3	–	–	–	–	–	–	–	–	–	–	–
5829	3	1	2	–	–	–	2	1	1	1	–	1	–	–	–	–	–	–
5911	1	–	–	1	–	–	–	–	–	–	–	–	–	–	–	–	–	–
5914	–	1	1	–	–	–	–	1	1	–	–	–	–	–	–	–	–	–
5920	–	2	1	–	–	–	–	1	–	–	1	1	–	–	–	–	–	–
6010	1	1	1	–	–	–	1	–	1	–	1	–	–	–	–	–	–	–
6021	1	7	4	–	–	–	1	4	4	–	3	–	–	–	–	–	–	–
6022	–	1	–	–	–	–	–	–	–	–	1	–	–	–	–	–	–	–
6110	–	1	1	–	–	–	–	1	–	–	–	1	–	–	–	–	–	–
6120	2	2	5	–	–	–	2	2	2	–	–	2	–	–	–	–	–	1
6130	–	–	1	–	–	1	–	–	–	–	–	–	–	–	–	–	–	–
6141	11	–	–	1	–	–	9	–	–	1	–	–	–	–	–	–	–	–
6190	2	–	1	–	–	–	1	–	1	1	–	–	–	–	–	–	–	–
6201	32	12	13	–	–	–	–	–	2	32	12	11	–	–	–	–	–	–
6203	1	1	–	1	–	–	–	1	–	–	–	–	–	–	–	–	–	–
6204	–	4	1	–	2	–	–	1	–	–	1	1	–	–	–	–	–	–
6209	2	1	4	–	–	–	1	1	4	1	–	–	–	–	–	–	–	–
6311	10	12	3	–	–	–	3	2	1	7	10	2	–	–	–	–	–	–
6399	1	1	–	–	–	–	1	1	–	–	–	–	–	–	–	–	–	–
6421	4	7	3	1	–	–	3	6	3	–	1	–	–	–	–	–	–	–
6422	8	31	19	–	8	–	7	19	16	–	4	3	1	–	–	–	–	–
6423	3	3	4	–	–	–	3	1	2	–	2	2	–	–	–	–	–	–
6435	–	1	–	–	–	–	–	–	–	–	1	–	–	–	–	–	–	–
6437	–	4	2	–	–	–	–	3	2	–	1	–	–	–	–	–	–	–
6462	2	–	1	–	–	–	2	–	1	–	–	–	–	–	–	–	–	–
6463	–	–	1	–	–	–	–	–	1	–	–	–	–	–	–	–	–	–
6491	–	2	–	–	–	–	–	1	–	–	1	–	–	–	–	–	–	–
6550	6	5	5	1	–	3	4	5	2	1	–	–	–	–	–	–	–	–
6619	1	2	1	–	–	–	1	2	1	–	–	–	–	–	–	–	–	–
6622	–	1	–	–	–	–	–	–	–	–	1	–	–	–	–	–	–	–

Capítulo 32 - Amazonas

32.1 - Quantidade de acidentes do trabalho liquidados, por consequência, segundo a Classificação Nacional de Atividades Econômicas (CNAE), no estado do Amazonas - 2014/2016

(conclusão)

CNAE	QUANTIDADE DE ACIDENTES DO TRABALHO LIQUIDADOS																	
	Total			Consequência														
				Assistência Médica			Menos de 15 dias			Mais de 15 dias			Incapacidade Permanente			Óbito		
	2014	2015	2016	2014	2015	2016	2014	2015	2016	2014	2015	2016	2014	2015	2016	2014	2015	2016
6630	1	1	–	–	–	–	–	–	–	1	1	–	–	–	–	–	–	–
6810	5	6	18	–	–	–	4	6	17	1	–	1	–	–	–	–	–	–
6821	1	1	–	–	–	–	1	1	–	–	–	–	–	–	–	–	–	–
6822	10	5	8	2	–	–	8	4	7	–	1	1	–	–	–	–	–	–
6912	1	–	–	–	–	–	1	–	–	–	–	–	–	–	–	–	–	–
6920	7	9	5	1	1	–	4	6	3	1	2	2	–	–	–	1	–	–
7020	4	18	23	–	5	–	3	10	21	1	3	2	–	–	–	–	–	–
7112	25	19	11	13	1	–	8	10	6	3	8	4	1	–	1	–	–	–
7119	3	1	2	2	–	–	1	–	1	–	1	–	–	–	–	–	–	1
7120	–	1	–	–	–	–	–	1	–	–	–	–	–	–	–	–	–	–
7210	26	18	9	2	3	–	6	15	9	18	–	–	–	–	–	–	–	–
7220	–	1	–	–	–	–	–	–	–	–	1	–	–	–	–	–	–	–
7311	2	–	–	–	–	–	2	–	–	–	–	–	–	–	–	–	–	–
7312	1	–	–	–	–	–	1	–	–	–	–	–	–	–	–	–	–	–
7319	3	3	3	–	–	–	3	3	2	–	–	1	–	–	–	–	–	–
7320	1	–	1	–	–	–	–	–	1	1	–	–	–	–	–	–	–	–
7490	3	6	5	1	4	1	1	2	2	1	–	2	–	–	–	–	–	–
7711	2	9	5	–	1	2	1	6	2	1	1	–	–	1	–	–	–	1
7719	–	1	1	–	1	–	–	–	–	–	–	1	–	–	–	–	–	–
7732	6	10	6	–	–	–	4	5	2	2	4	4	–	–	–	–	1	–
7733	–	1	1	–	–	–	–	1	1	–	–	–	–	–	–	–	–	–
7739	–	7	8	–	1	–	–	6	8	–	–	–	–	–	–	–	–	–
7810	3	1	1	–	–	–	3	–	1	–	–	–	–	1	–	–	–	–
7820	20	43	26	2	4	–	14	26	17	4	12	9	–	1	–	–	–	–
7830	4	1	2	3	1	–	1	–	1	–	–	1	–	–	–	–	–	–
7911	1	2	1	–	–	–	1	1	–	–	1	1	–	–	–	–	–	–
7912	2	2	1	1	–	–	1	2	1	–	–	–	–	–	–	–	–	–
8011	58	64	58	1	3	1	36	33	26	19	26	31	1	1	–	1	1	–
8012	32	38	53	1	3	1	25	23	32	6	11	19	–	1	–	–	–	1
8020	6	4	4	–	–	–	1	4	4	5	–	–	–	–	–	–	–	–
8030	4	–	–	–	–	–	–	–	–	4	–	–	–	–	–	–	–	–
8111	5	7	11	–	–	–	5	4	8	–	3	3	–	–	–	–	–	–
8112	30	30	31	2	2	–	22	22	29	5	6	2	–	–	–	1	–	–
8121	88	103	135	31	29	33	40	46	63	11	27	38	5	1	–	1	–	1
8122	1	1	–	–	–	–	–	1	–	1	–	–	–	–	–	–	–	–
8129	–	4	22	–	–	3	–	3	16	–	1	2	–	–	–	–	–	1
8130	–	3	–	–	–	–	–	1	–	–	2	–	–	–	–	–	–	–
8211	12	12	12	2	–	–	9	8	8	1	4	4	–	–	–	–	–	–
8219	2	–	–	–	–	–	1	–	–	1	–	–	–	–	–	–	–	–
8220	3	1	1	–	–	–	–	1	–	3	–	1	–	–	–	–	–	–
8230	2	–	–	1	–	–	–	–	–	1	–	–	–	–	–	–	–	–
8291	4	1	1	–	–	–	–	1	1	4	–	–	–	–	–	–	–	–
8292	1	–	–	–	–	–	–	–	–	1	–	–	–	–	–	–	–	–
8299	47	64	37	–	4	–	42	55	29	5	5	8	–	–	–	–	–	–
8411	16	24	48	–	1	1	9	4	14	3	16	31	4	1	2	–	2	–
8412	–	4	–	–	–	–	–	4	–	–	–	–	–	–	–	–	–	–
8413	1	–	–	–	–	–	–	–	–	–	–	–	1	–	–	–	–	–
8422	3	–	3	–	–	–	3	–	3	–	–	–	–	–	–	–	–	–
8424	–	1	1	–	–	–	–	1	1	–	–	–	–	–	–	–	–	–
8430	3	–	–	–	–	–	3	–	–	–	–	–	–	–	–	–	–	–
8511	20	41	55	–	–	–	1	1	–	18	40	55	1	–	–	–	–	–
8512	4	5	6	–	–	–	4	4	6	–	1	–	–	–	–	–	–	–
8513	18	22	5	–	–	–	3	9	2	15	12	3	–	–	–	–	1	–
8520	5	10	14	1	1	1	4	8	10	–	1	3	–	–	–	–	–	–
8531	13	7	9	–	1	–	12	6	8	1	–	1	–	–	–	–	–	–
8532	13	22	23	–	–	4	13	16	15	–	6	4	–	–	–	–	–	–
8542	–	–	1	–	–	–	–	–	1	–	–	–	–	–	–	–	–	–
8550	5	14	12	1	3	3	3	7	6	1	4	3	–	–	–	–	–	–
8599	37	27	28	2	–	4	32	27	22	3	–	2	–	–	–	–	–	–
8610	229	215	209	79	62	78	143	130	100	5	22	31	1	–	–	1	1	–
8630	4	6	–	1	–	–	3	5	–	–	1	–	–	–	–	–	–	–
8640	13	8	6	4	4	2	7	4	2	2	–	1	–	–	1	–	–	–
8650	1	15	9	–	4	–	1	8	8	–	3	1	–	–	–	–	–	–
8660	6	19	16	1	8	6	3	11	10	2	–	–	–	–	–	–	–	–
8690	2	1	–	–	–	–	2	1	–	–	–	–	–	–	–	–	–	–
8730	–	–	2	–	–	–	–	–	1	–	–	1	–	–	–	–	–	–
8800	2	4	5	–	–	–	1	3	5	1	1	–	–	–	–	–	–	–
9001	–	–	1	–	–	–	–	–	1	–	–	–	–	–	–	–	–	–
9003	–	1	1	–	–	–	–	1	1	–	–	–	–	–	–	–	–	–
9101	–	–	1	–	–	–	–	–	1	–	–	–	–	–	–	–	–	–
9312	–	1	2	–	–	–	–	1	1	–	–	1	–	–	–	–	–	–
9313	3	–	–	–	–	–	2	–	–	1	–	–	–	–	–	–	–	–
9319	1	–	1	–	–	–	1	–	1	–	–	–	–	–	–	–	–	–
9321	–	–	2	–	–	–	–	–	2	–	–	–	–	–	–	–	–	–
9329	–	–	1	–	–	–	–	–	1	–	–	–	–	–	–	–	–	–
9411	–	1	3	–	–	–	–	1	2	–	–	1	–	–	–	–	–	–
9412	–	–	1	–	–	–	–	–	1	–	–	–	–	–	–	–	–	–
9420	–	2	1	–	–	–	–	1	–	–	1	1	–	–	–	–	–	–
9430	13	26	53	1	1	1	9	11	13	2	14	39	1	–	–	–	–	–
9491	4	6	5	–	–	2	2	3	–	1	1	1	1	2	2	–	–	–
9492	8	8	5	–	–	–	–	–	–	8	8	5	–	–	–	–	–	–
9493	1	–	–	–	–	–	1	–	–	–	–	–	–	–	–	–	–	–
9511	1	4	1	–	–	–	1	4	1	–	–	–	–	–	–	–	–	–
9512	3	1	1	–	–	–	2	1	1	–	–	–	–	–	–	1	–	–
9521	1	1	3	–	–	–	1	1	2	–	–	1	–	–	–	–	–	–
9601	1	1	1	–	–	–	–	1	–	1	–	1	–	–	–	–	–	–
9602	–	–	1	–	–	–	–	–	–	–	–	1	–	–	–	–	–	–
9603	1	1	1	–	–	–	1	1	–	–	–	1	–	–	–	–	–	–
9609	–	–	1	–	–	–	–	–	1	–	–	–	–	–	–	–	–	–
9700	–	–	1	–	–	–	–	–	1	–	–	–	–	–	–	–	–	–
9900	–	–	1	–	–	–	–	–	1	–	–	–	–	–	–	–	–	–
Ignorado	1.690	1.444	1.375	–	–	1	14	8	6	1.659	1.274	1.167	17	162	201	–	–	–

Fonte: DATAPREV, CAT, SUB
Nota: Os dados são preliminares, estando sujeitos a correções.

Capítulo 32 - Amazonas

32.2 - Quantidade mensal de acidentes do trabalho liquidados, por consequência, no estado do Amazonas - 2014/2016

MESES	QUANTIDADE DE ACIDENTES DO TRABALHO LIQUIDADOS																	
	Total			Consequência														
				Assistência Médica			Menos de 15 dias			Mais de 15 dias			Incapacidade Permanente			Óbito		
	2014	2015	2016	2014	2015	2016	2014	2015	2016	2014	2015	2016	2014	2015	2016	2014	2015	2016
TOTAL	**9.080**	**8.701**	**7.317**	**1.004**	**965**	**667**	**5.024**	**4.755**	**3.782**	**2.899**	**2.763**	**2.629**	**119**	**187**	**218**	**34**	**31**	**21**
Janeiro	776	717	597	59	67	65	455	401	288	246	233	224	15	15	17	1	1	3
Fevereiro	685	677	640	74	77	69	390	399	327	210	182	229	9	17	14	2	2	1
Março	775	797	631	77	73	42	397	457	318	288	245	247	12	19	24	1	3	–
Abril	758	712	671	77	88	41	425	385	376	245	214	239	9	21	14	2	4	1
Maio	841	745	635	113	105	54	435	419	293	275	205	267	14	12	19	4	4	2
Junho	684	719	639	79	76	64	369	377	314	224	244	237	10	20	21	2	2	3
Julho	802	816	628	96	96	53	414	406	325	283	297	233	7	15	16	2	2	1
Agosto	857	806	698	105	95	63	451	406	370	285	288	243	9	12	21	7	5	1
Setembro	820	797	584	102	81	63	454	406	310	253	284	189	9	24	19	2	2	3
Outubro	759	728	560	75	82	57	449	411	300	226	224	190	6	11	12	3	–	1
Novembro	740	695	525	71	84	49	435	401	295	213	190	164	14	16	16	7	4	1
Dezembro	583	492	509	76	41	47	350	287	266	151	157	167	5	5	25	1	2	4

Fonte: DATAPREV, CAT, SUB.
Nota: Os dados são preliminares, estando sujeitos a correções.

DISTRIBUIÇÃO DE ACIDENTES DO TRABALHO LIQUIDADOS, POR CONSEQUÊNCIA, NO ESTADO DO AMAZONAS - 2016

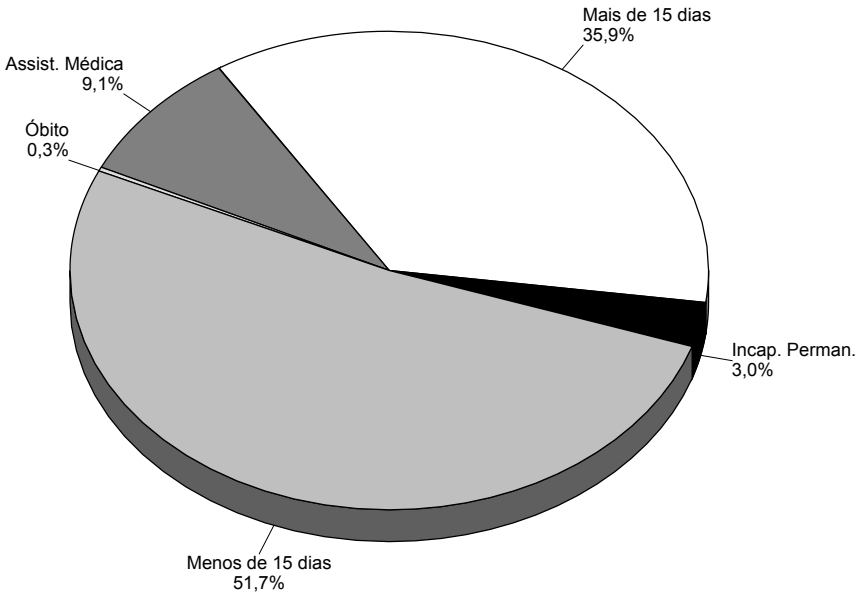

Fonte: DATAPREV, CAT, SUB.

Capítulo 33 - Roraima

33.1 - Quantidade de acidentes do trabalho liquidados, por consequência, segundo a Classificação Nacional de Atividades Econômicas (CNAE), no estado de Roraima - 2014/2016

(continua)

CNAE	QUANTIDADE DE ACIDENTES DO TRABALHO LIQUIDADOS																	
	Total			Consequência														
				Assistência Médica			Menos de 15 dias			Mais de 15 dias			Incapacidade Permanente			Óbito		
	2014	2015	2016	2014	2015	2016	2014	2015	2016	2014	2015	2016	2014	2015	2016	2014	2015	2016
TOTAL	**844**	**621**	**770**	**116**	**54**	**59**	**403**	**332**	**383**	**311**	**222**	**311**	**6**	**9**	**16**	**8**	**4**	**1**
0111	7	2	–	–	–	–	1	1	–	6	1	–	–	–	–	–	–	–
0112	2	–	–	–	–	–	–	–	–	2	–	–	–	–	–	–	–	–
0115	3	3	6	1	–	–	2	2	4	–	1	2	–	–	–	–	–	–
0139	2	2	3	–	–	–	1	2	2	1	–	1	–	–	–	–	–	–
0141	–	1	1	–	–	–	–	1	1	–	–	–	–	–	–	–	–	–
0151	–	1	3	–	–	–	–	–	2	–	1	–	–	–	1	–	–	–
0162	–	1	–	–	–	–	–	1	–	–	–	–	–	–	–	–	–	–
0210	5	2	–	–	–	–	4	1	–	1	1	–	–	–	–	–	–	–
0810	3	2	1	–	–	–	1	–	1	2	1	–	–	1	–	–	–	–
1011	4	–	–	–	–	–	4	–	–	–	–	–	–	–	–	–	–	–
1053	–	–	3	–	–	–	–	–	3	–	–	–	–	–	–	–	–	–
1061	2	2	1	–	–	–	2	2	–	–	–	1	–	–	–	–	–	–
1066	–	1	1	–	–	–	–	1	1	–	–	–	–	–	–	–	–	–
1091	1	1	6	–	–	–	–	–	5	1	1	1	–	–	–	–	–	–
1113	2	–	–	–	–	–	1	–	–	–	–	–	–	–	–	1	–	–
1121	1	1	–	–	–	–	1	1	–	–	–	–	–	–	–	–	–	–
1122	2	–	2	1	–	–	–	–	1	1	–	1	–	–	–	–	–	–
1413	–	–	1	–	–	–	–	–	1	–	–	–	–	–	–	–	–	–
1510	–	3	3	–	–	1	–	1	2	–	2	–	–	–	–	–	–	–
1610	8	11	17	–	–	–	1	10	5	7	1	12	–	–	–	–	–	–
1741	–	1	–	–	–	–	–	1	–	–	–	–	–	–	–	–	–	–
1813	1	–	–	–	–	–	–	–	–	1	–	–	–	–	–	–	–	–
1822	–	1	–	–	–	–	–	1	–	–	–	–	–	–	–	–	–	–
1932	–	–	1	–	–	–	–	–	1	–	–	–	–	–	–	–	–	–
2121	–	–	1	–	–	–	–	–	1	–	–	–	–	–	–	–	–	–
2219	2	1	1	–	–	–	–	–	–	2	1	1	–	–	–	–	–	–
2311	5	5	11	–	–	–	3	4	11	2	1	–	–	–	–	–	–	–
2330	7	5	3	–	–	–	5	4	3	2	1	–	–	–	–	–	–	–
2341	–	1	–	–	–	–	–	–	–	–	1	–	–	–	–	–	–	–
2342	4	1	1	–	–	–	–	1	1	4	–	–	–	–	–	–	–	–
2391	1	1	5	–	–	–	–	1	3	1	–	2	–	–	–	–	–	–
2511	–	–	1	–	–	–	–	–	–	–	–	1	–	–	–	–	–	–
2593	–	1	1	–	–	–	–	1	–	–	–	1	–	–	–	–	–	–
2731	–	–	1	–	–	1	–	–	–	–	–	–	–	–	–	–	–	–
2869	1	–	–	–	–	–	1	–	–	–	–	–	–	–	–	–	–	–
2930	1	–	–	–	–	–	–	–	–	1	–	–	–	–	–	–	–	–
3101	–	1	–	–	–	–	–	–	–	–	1	–	–	–	–	–	–	–
3291	1	–	–	–	–	–	–	–	–	1	–	–	–	–	–	–	–	–
3299	1	–	2	–	–	–	1	–	1	–	–	1	–	–	–	–	–	–
3312	–	3	–	–	–	–	–	1	–	–	2	–	–	–	–	–	–	–
3314	–	1	–	–	–	–	–	1	–	–	–	–	–	–	–	–	–	–
3511	21	14	8	6	1	–	10	9	5	5	4	3	–	–	–	–	–	–
3514	1	3	4	–	–	–	–	3	3	–	–	1	1	–	–	–	–	–
3600	4	3	10	3	1	2	1	2	8	–	–	–	–	–	–	–	–	–
4110	1	–	–	–	–	–	1	–	–	–	–	–	–	–	–	–	–	–
4120	72	40	17	2	1	–	60	25	7	9	14	10	1	–	–	–	–	–
4211	12	7	3	1	–	–	11	3	3	–	4	–	–	–	–	–	–	–
4213	5	2	21	–	–	3	3	2	18	2	–	–	–	–	–	–	–	–
4221	24	15	9	2	1	1	17	12	5	5	2	3	–	–	–	–	–	–
4222	1	–	–	–	–	–	–	–	–	1	–	–	–	–	–	–	–	–
4292	6	–	–	–	–	–	5	–	–	–	–	–	–	–	–	1	–	–
4299	2	3	1	–	–	–	1	3	–	1	–	1	–	–	–	–	–	–
4313	13	14	28	–	–	2	12	13	23	–	1	3	1	–	–	–	–	–
4321	8	6	4	–	–	2	5	5	1	2	1	1	–	–	–	1	–	–
4322	1	5	1	–	–	–	1	5	–	–	–	1	–	–	–	–	–	–
4329	11	2	5	6	–	5	5	2	–	–	–	–	–	–	–	–	–	–
4391	1	–	–	–	–	–	–	–	–	1	–	–	–	–	–	–	–	–
4399	1	2	–	–	–	–	1	1	–	–	1	–	–	–	–	–	–	–
4511	2	6	5	–	–	–	2	6	3	–	–	2	–	–	–	–	–	–
4520	1	2	1	–	–	–	–	1	1	1	–	–	–	–	–	–	1	–
4530	4	1	1	–	–	–	2	1	–	2	–	1	–	–	–	–	–	–
4541	4	4	1	–	–	–	3	4	1	1	–	–	–	–	–	–	–	–
4617	1	–	–	–	–	–	–	–	–	1	–	–	–	–	–	–	–	–

Capítulo 33 - Roraima

33.1 - Quantidade de acidentes do trabalho liquidados, por consequência, segundo a Classificação Nacional de Atividades Econômicas (CNAE), no estado de Roraima - 2014/2016

(continuação)

CNAE	QUANTIDADE DE ACIDENTES DO TRABALHO LIQUIDADOS																	
	Total			Consequência														
				Assistência Médica			Menos de 15 dias			Mais de 15 dias			Incapacidade Permanente			Óbito		
	2014	2015	2016	2014	2015	2016	2014	2015	2016	2014	2015	2016	2014	2015	2016	2014	2015	2016
4623	2	–	–	–	–	–	–	–	–	2	–	–	–	–	–	–	–	–
4634	3	1	4	–	–	–	1	–	3	2	1	1	–	–	–	–	–	–
4635	12	12	19	3	2	1	7	8	16	2	2	2	–	–	–	–	–	–
4639	1	2	2	–	–	–	–	1	2	1	1	–	–	–	–	–	–	–
4646	–	1	–	–	1	–	–	–	–	–	–	–	–	–	–	–	–	–
4649	1	1	4	–	–	–	–	1	2	1	–	2	–	–	–	–	–	–
4651	–	–	1	–	–	–	–	–	–	–	–	1	–	–	–	–	–	–
4661	1	–	2	–	–	–	1	–	1	–	–	1	–	–	–	–	–	–
4662	–	1	–	–	–	–	–	1	–	–	–	–	–	–	–	–	–	–
4664	6	3	2	–	–	–	4	2	–	2	–	2	–	–	–	–	1	–
4672	1	2	1	–	–	–	–	2	–	1	–	1	–	–	–	–	–	–
4674	4	1	1	–	–	–	2	1	1	2	–	–	–	–	–	–	–	–
4679	–	3	1	–	–	–	–	–	1	–	3	–	–	–	–	–	–	–
4682	2	2	6	–	–	1	–	1	3	2	1	2	–	–	–	–	–	–
4686	–	1	–	–	–	–	–	1	–	–	–	–	–	–	–	–	–	–
4687	–	–	2	–	–	–	–	–	–	–	–	2	–	–	–	–	–	–
4693	–	–	1	–	–	–	–	–	1	–	–	–	–	–	–	–	–	–
4711	35	22	40	1	–	–	25	14	30	8	8	10	–	–	–	1	–	–
4712	13	6	6	–	–	–	9	5	3	4	1	3	–	–	–	–	–	–
4713	–	1	–	–	–	–	–	1	–	–	–	–	–	–	–	–	–	–
4722	–	2	1	–	–	–	–	1	–	–	1	1	–	–	–	–	–	–
4723	5	2	7	2	1	1	3	1	4	–	–	2	–	–	–	–	–	–
4724	–	–	1	–	–	–	–	–	1	–	–	–	–	–	–	–	–	–
4729	–	3	2	–	–	–	–	2	–	–	1	2	–	–	–	–	–	–
4731	7	1	–	–	–	–	3	–	–	2	1	–	–	–	–	2	–	–
4732	–	–	1	–	–	–	–	–	1	–	–	–	–	–	–	–	–	–
4742	–	1	–	–	–	–	–	1	–	–	–	–	–	–	–	–	–	–
4743	2	3	5	–	–	–	2	2	4	–	1	1	–	–	–	–	–	–
4744	30	23	51	3	2	4	22	13	39	5	8	8	–	–	–	–	–	–
4751	–	1	1	–	–	–	–	1	–	–	–	1	–	–	–	–	–	–
4753	–	–	1	–	–	–	–	–	–	–	–	1	–	–	–	–	–	–
4754	3	–	–	–	–	–	1	–	–	1	–	–	–	–	–	1	–	–
4755	2	3	–	–	–	–	2	2	–	–	1	–	–	–	–	–	–	–
4761	–	1	–	–	–	–	–	1	–	–	–	–	–	–	–	–	–	–
4771	4	5	12	–	–	–	3	3	9	1	2	3	–	–	–	–	–	–
4772	–	–	2	–	–	–	–	–	1	–	–	1	–	–	–	–	–	–
4781	8	4	1	1	–	–	6	2	1	1	2	–	–	–	–	–	–	–
4782	–	–	1	–	–	–	–	–	1	–	–	–	–	–	–	–	–	–
4784	2	1	–	–	–	–	–	–	–	2	1	–	–	–	–	–	–	–
4789	1	2	–	–	–	–	1	2	–	–	–	–	–	–	–	–	–	–
4921	1	1	2	–	–	–	1	–	–	–	1	2	–	–	–	–	–	–
4922	2	4	5	–	–	–	–	3	1	2	1	4	–	–	–	–	–	–
4924	1	–	1	–	–	–	1	–	1	–	–	–	–	–	–	–	–	–
4929	–	1	3	–	–	–	–	1	–	–	–	2	–	–	1	–	–	–
4930	11	4	13	4	1	–	4	1	8	3	2	4	–	–	1	–	–	–
5111	–	1	1	–	–	–	–	1	1	–	–	–	–	–	–	–	–	–
5112	–	–	1	–	–	–	–	–	1	–	–	–	–	–	–	–	–	–
5211	1	5	–	–	–	–	1	5	–	–	–	–	–	–	–	–	–	–
5240	4	1	1	–	–	–	4	1	–	–	–	1	–	–	–	–	–	–
5310	26	18	15	15	7	3	10	9	11	1	2	1	–	–	–	–	–	–
5320	–	1	–	–	–	–	–	–	–	–	–	–	–	–	–	–	1	–
5510	6	1	3	–	–	–	3	–	1	3	1	2	–	–	–	–	–	–
5611	13	6	8	–	1	1	7	2	4	6	3	3	–	–	–	–	–	–
5620	3	6	4	–	–	–	2	3	3	1	3	1	–	–	–	–	–	–
6021	–	1	1	–	–	–	–	–	1	–	1	–	–	–	–	–	–	–
6110	–	1	1	–	–	–	–	1	–	–	–	1	–	–	–	–	–	–
6120	–	1	–	–	–	–	–	1	–	–	–	–	–	–	–	–	–	–
6201	1	1	–	–	–	–	–	–	–	1	1	–	–	–	–	–	–	–
6204	–	–	1	–	–	–	–	–	1	–	–	–	–	–	–	–	–	–
6421	4	1	1	2	1	1	1	–	–	1	–	–	–	–	–	–	–	–
6422	–	–	1	–	–	–	–	–	–	–	–	1	–	–	–	–	–	–
6550	–	1	–	–	1	–	–	–	–	–	–	–	–	–	–	–	–	–
6810	4	2	1	–	–	–	4	2	–	–	–	1	–	–	–	–	–	–
6920	2	1	2	–	–	–	2	1	2	–	–	–	–	–	–	–	–	–
7020	1	1	1	–	–	–	1	1	–	–	–	1	–	–	–	–	–	–

Capítulo 33 - Roraima

33.1 - Quantidade de acidentes do trabalho liquidados, por consequência, segundo a Classificação Nacional de Atividades Econômicas (CNAE), no estado de Roraima - 2014/2016

(conclusão)

CNAE	QUANTIDADE DE ACIDENTES DO TRABALHO LIQUIDADOS																	
	Total			Consequência														
				Assistência Médica			Menos de 15 dias			Mais de 15 dias			Incapacidade Permanente			Óbito		
	2014	2015	2016	2014	2015	2016	2014	2015	2016	2014	2015	2016	2014	2015	2016	2014	2015	2016
7112	24	29	5	–	2	–	21	23	5	3	4	–	–	–	–	–	–	–
7119	2	1	1	–	–	–	1	–	1	1	1	–	–	–	–	–	–	–
7210	2	4	5	2	1	2	–	2	3	–	1	–	–	–	–	–	–	–
7420	1	–	–	–	–	–	–	–	–	1	–	–	–	–	–	–	–	–
7500	–	1	–	–	–	–	–	1	–	–	–	–	–	–	–	–	–	–
7711	1	3	2	–	–	–	1	1	1	–	2	1	–	–	–	–	–	–
7722	1	–	–	–	–	–	–	–	–	1	–	–	–	–	–	–	–	–
7731	1	–	–	–	–	–	1	–	–	–	–	–	–	–	–	–	–	–
7732	1	1	1	–	–	–	–	1	–	1	–	1	–	–	–	–	–	–
7739	–	3	–	–	–	–	–	3	–	–	–	–	–	–	–	–	–	–
7810	2	–	1	–	–	–	2	–	–	–	–	1	–	–	–	–	–	–
7820	1	2	3	–	–	–	–	2	2	1	–	1	–	–	–	–	–	–
7911	–	1	1	–	–	–	–	–	1	–	1	–	–	–	–	–	–	–
8011	14	6	4	1	–	–	12	3	1	1	3	2	–	–	–	–	–	1
8012	–	5	4	–	–	–	–	2	4	–	3	–	–	–	–	–	–	–
8112	–	1	–	–	–	–	–	–	–	–	1	–	–	–	–	–	–	–
8121	17	15	17	–	1	–	9	8	10	8	6	7	–	–	–	–	–	–
8122	–	1	1	–	–	–	–	1	–	–	–	1	–	–	–	–	–	–
8129	–	5	27	–	–	5	–	5	20	–	–	2	–	–	–	–	–	–
8219	–	2	–	–	–	–	–	1	–	–	1	–	–	–	–	–	–	–
8220	–	2	1	–	–	–	–	2	1	–	–	–	–	–	–	–	–	–
8291	–	–	1	–	–	–	–	–	–	–	–	1	–	–	–	–	–	–
8299	2	1	–	–	–	–	2	1	–	–	–	–	–	–	–	–	–	–
8411	3	6	13	–	–	–	1	2	2	–	3	11	2	–	–	–	1	–
8423	–	–	1	–	–	–	–	–	–	–	–	1	–	–	–	–	–	–
8511	12	2	3	–	–	–	1	1	–	11	1	3	–	–	–	–	–	–
8513	1	–	–	–	–	–	–	–	–	1	–	–	–	–	–	–	–	–
8520	1	1	1	–	–	–	1	1	1	–	–	–	–	–	–	–	–	–
8531	2	–	1	–	–	1	1	–	–	1	–	–	–	–	–	–	–	–
8532	–	1	1	–	–	–	–	1	1	–	–	–	–	–	–	–	–	–
8541	1	–	–	–	–	–	1	–	–	–	–	–	–	–	–	–	–	–
8592	–	–	1	–	–	–	–	–	1	–	–	–	–	–	–	–	–	–
8599	22	15	16	3	2	1	19	9	13	–	4	2	–	–	–	–	–	–
8610	81	62	70	52	26	20	24	22	22	4	14	28	–	–	–	1	–	–
8630	–	–	2	–	–	–	–	–	1	–	–	1	–	–	–	–	–	–
8640	1	2	–	1	1	–	–	–	–	–	1	–	–	–	–	–	–	–
8650	–	–	1	–	–	–	–	–	1	–	–	–	–	–	–	–	–	–
8690	–	–	1	–	–	–	–	–	1	–	–	–	–	–	–	–	–	–
8712	–	1	–	–	–	–	–	–	–	–	1	–	–	–	–	–	–	–
8800	1	–	3	–	–	1	1	–	1	–	–	1	–	–	–	–	–	–
9420	4	1	1	3	–	–	1	1	1	–	–	–	–	–	–	–	–	–
9430	–	1	–	–	–	–	–	1	–	–	–	–	–	–	–	–	–	–
9491	–	1	–	–	–	–	–	1	–	–	–	–	–	–	–	–	–	–
9499	–	–	1	–	–	–	–	–	1	–	–	–	–	–	–	–	–	–
9529	–	–	1	–	–	–	–	–	–	–	–	1	–	–	–	–	–	–
9601	–	–	2	–	–	–	–	–	1	–	–	1	–	–	–	–	–	–
Ignorado	159	91	138	1	–	–	3	1	1	154	82	124	1	8	13	–	–	–

Fonte: DATAPREV, CAT, SUB.
Nota: Os dados são preliminares, estando sujeitos a correções.

Capítulo 33 - Roraima

33.2 - Quantidade mensal de acidentes do trabalho liquidados, por consequência, no estado de Roraima - 2014/2016

MESES	QUANTIDADE DE ACIDENTES DO TRABALHO LIQUIDADOS																	
	Total			Consequência														
				Assistência Médica			Menos de 15 dias			Mais de 15 dias			Incapacidade Permanente			Óbito		
	2014	2015	2016	2014	2015	2016	2014	2015	2016	2014	2015	2016	2014	2015	2016	2014	2015	2016
TOTAL	**844**	**621**	**770**	**116**	**54**	**59**	**403**	**332**	**383**	**311**	**222**	**311**	**6**	**9**	**16**	**8**	**4**	**1**
Janeiro	83	55	49	6	12	2	44	24	23	30	17	24	1	1	–	2	1	–
Fevereiro	60	45	54	10	–	7	25	26	21	24	18	25	–	1	1	1	–	–
Março	65	47	60	12	4	3	27	24	30	25	16	24	–	3	3	1	–	–
Abril	62	43	69	13	5	7	22	21	31	26	16	30	1	–	1	–	1	–
Maio	91	54	67	12	3	2	41	34	37	34	16	26	2	–	1	2	1	1
Junho	73	47	74	12	2	10	34	23	36	26	22	27	1	–	1	–	–	–
Julho	70	58	49	8	6	4	38	32	29	24	19	13	–	1	3	–	–	–
Agosto	72	49	72	11	9	9	34	22	36	25	17	26	1	1	1	1	–	–
Setembro	74	51	60	15	4	6	34	21	31	25	26	21	–	–	2	–	–	–
Outubro	63	54	69	9	3	4	32	34	36	22	17	29	–	–	–	–	–	–
Novembro	64	55	70	4	2	5	40	33	42	19	19	23	–	1	–	1	–	–
Dezembro	67	63	77	4	4	–	32	38	31	31	19	43	–	1	3	–	1	–

Fonte: DATAPREV, CAT, SUB.
Nota: Os dados são preliminares, estando sujeitos a correções.

DISTRIBUIÇÃO DE ACIDENTES DO TRABALHO LIQUIDADOS, POR CONSEQUÊNCIA, NO ESTADO DE RORAIMA - 2016

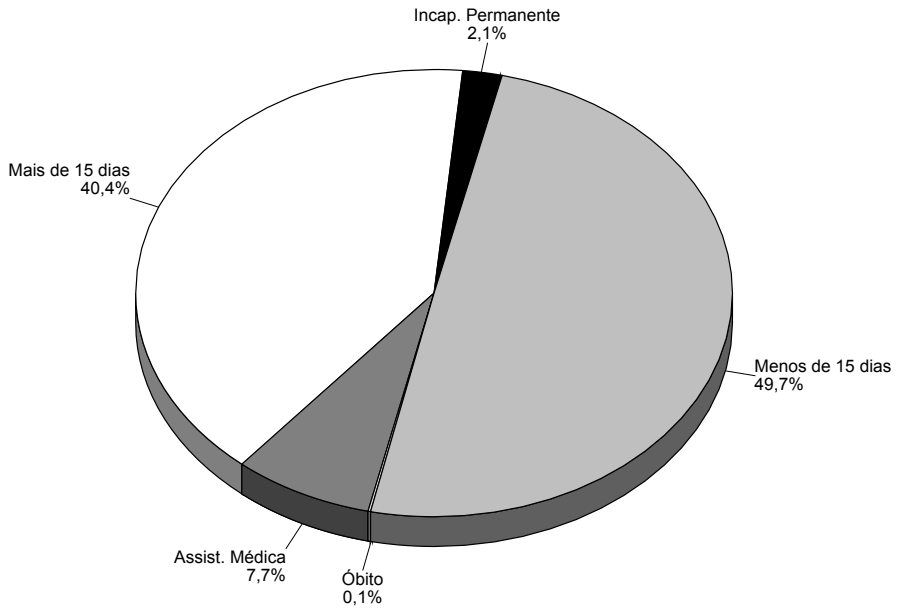

Fonte: DATAPREV, CAT, SUB.

Capítulo 34 - Pará

34.1 - Quantidade de acidentes do trabalho liquidados, por consequência, segundo a Classificação Nacional de Atividades Econômicas (CNAE), no estado do Pará - 2014/2016

(continua)

CNAE	QUANTIDADE DE ACIDENTES DO TRABALHO LIQUIDADOS																	
	Total			Consequência														
				Assistência Médica			Menos de 15 dias			Mais de 15 dias			Incapacidade Permanente			Óbito		
	2014	2015	2016	2014	2015	2016	2014	2015	2016	2014	2015	2016	2014	2015	2016	2014	2015	2016
TOTAL	**13.313**	**11.700**	**9.829**	**2.941**	**2.441**	**1.949**	**5.327**	**5.822**	**4.724**	**4.713**	**3.118**	**2.912**	**265**	**235**	**184**	**67**	**84**	**60**
0111	19	9	6	–	–	–	1	7	6	18	2	–	–	–	–	–	–	–
0112	83	34	34	–	–	–	–	–	–	83	34	34	–	–	–	–	–	–
0113	2	1	–	–	–	–	–	–	–	2	1	–	–	–	–	–	–	–
0114	4	3	1	–	–	–	–	–	–	4	3	1	–	–	–	–	–	–
0115	6	3	5	–	–	1	3	2	2	3	1	2	–	–	–	–	–	–
0119	4	2	4	–	–	–	3	2	1	1	–	3	–	–	–	–	–	–
0121	1	–	1	–	–	–	–	–	1	1	–	–	–	–	–	–	–	–
0122	–	1	–	–	–	–	–	–	–	–	1	–	–	–	–	–	–	–
0131	–	2	3	–	–	–	–	–	2	–	1	1	–	1	–	–	–	–
0133	36	37	47	4	2	7	16	25	24	12	10	16	3	–	–	1	–	–
0139	648	850	446	248	325	205	353	490	220	42	35	21	4	–	–	1	–	–
0141	71	78	95	–	–	1	63	72	85	5	4	7	–	–	–	3	2	2
0142	9	15	1	–	–	–	9	14	1	–	1	–	–	–	–	–	–	–
0151	234	203	147	32	23	2	169	151	118	29	24	23	–	1	–	4	4	4
0152	1	–	1	–	–	–	1	–	–	–	–	1	–	–	–	–	–	–
0154	1	–	–	–	–	–	–	–	–	1	–	–	–	–	–	–	–	–
0155	58	52	46	–	–	2	46	46	28	9	5	15	3	–	–	–	1	1
0161	27	33	26	–	6	–	18	24	17	8	–	9	–	2	–	1	1	–
0162	4	10	12	–	–	–	2	5	6	2	3	5	–	1	1	–	1	–
0163	–	–	1	–	–	–	–	–	–	–	–	1	–	–	–	–	–	–
0210	37	28	26	5	1	1	22	24	22	10	3	3	–	–	–	–	–	–
0220	31	31	24	2	3	–	15	22	16	14	6	8	–	–	–	–	–	–
0230	52	18	22	17	2	4	24	10	14	10	5	4	1	1	–	–	–	–
0311	11	6	7	–	–	–	4	3	3	5	3	3	2	–	1	–	–	–
0321	–	–	1	–	–	–	–	–	1	–	–	–	–	–	–	–	–	–
0500	–	–	1	–	–	–	–	–	1	–	–	–	–	–	–	–	–	–
0600	1	–	–	–	–	–	1	–	–	–	–	–	–	–	–	–	–	–
0710	115	165	135	96	140	104	17	22	24	1	3	5	1	–	–	–	–	2
0721	51	14	13	48	8	12	3	5	–	–	1	1	–	–	–	–	–	–
0723	1	1	–	–	1	–	1	–	–	–	–	–	–	–	–	–	–	–
0724	30	12	9	10	3	4	19	6	4	1	2	1	–	–	–	–	1	–
0729	56	63	72	50	45	64	6	12	6	–	5	2	–	–	–	–	1	–
0810	17	12	18	2	3	8	6	8	7	8	1	3	1	–	–	–	–	–
0893	1	1	2	–	1	–	1	–	1	–	–	1	–	–	–	–	–	–
0899	1	1	1	1	–	–	–	–	1	–	1	–	–	–	–	–	–	–
0910	–	1	–	–	1	–	–	–	–	–	–	–	–	–	–	–	–	–
0990	–	1	2	–	–	1	–	–	1	–	1	–	–	–	–	–	–	–
1011	324	368	421	33	73	112	249	237	245	41	56	62	–	–	–	1	2	2
1012	13	6	12	–	–	–	5	4	4	7	2	8	1	–	–	–	–	–
1013	27	9	4	–	–	–	21	8	3	5	–	1	1	–	–	–	1	–
1020	29	34	23	–	–	–	25	29	19	4	5	4	–	–	–	–	–	–
1031	23	18	39	1	–	–	15	15	18	7	3	17	–	–	–	–	–	4
1032	2	2	–	–	–	–	–	2	–	2	–	–	–	–	–	–	–	–
1033	2	1	2	–	–	–	1	1	2	1	–	–	–	–	–	–	–	–
1041	46	121	156	5	22	31	33	95	111	5	4	14	3	–	–	–	–	–
1042	13	19	19	2	2	1	3	11	14	8	6	4	–	–	–	–	–	–
1051	3	3	2	–	–	–	2	3	2	1	–	–	–	–	–	–	–	–
1052	34	33	25	–	–	–	29	24	21	4	9	4	–	–	–	1	–	–
1053	1	2	10	–	–	–	–	2	7	1	–	3	–	–	–	–	–	–
1061	–	1	–	–	–	–	–	1	–	–	–	–	–	–	–	–	–	–
1062	14	45	31	–	–	1	12	37	28	1	8	2	1	–	–	–	–	–
1064	1	–	–	–	–	–	1	–	–	–	–	–	–	–	–	–	–	–
1066	3	2	6	–	–	–	2	2	5	1	–	1	–	–	–	–	–	–
1081	1	2	4	–	–	–	1	2	4	–	–	–	–	–	–	–	–	–
1091	9	13	8	–	1	–	4	6	6	5	6	2	–	–	–	–	–	–
1092	25	15	14	–	–	–	16	15	9	6	–	5	3	–	–	–	–	–
1093	–	1	1	–	–	–	–	1	–	–	–	1	–	–	–	–	–	–
1094	5	3	5	–	–	–	2	2	3	1	1	2	2	–	–	–	–	–
1095	6	6	5	–	–	–	4	1	1	2	5	4	–	–	–	–	–	–
1099	19	23	43	2	2	2	12	14	34	4	7	7	–	–	–	1	–	–
1111	1	2	1	–	–	–	–	–	1	1	2	–	–	–	–	–	–	–
1112	4	3	2	–	–	–	2	3	2	1	–	–	1	–	–	–	–	–
1113	25	27	19	1	3	–	19	20	15	5	4	4	–	–	–	–	–	–
1121	4	7	4	–	–	–	2	5	4	2	2	–	–	–	–	–	–	–
1122	76	65	29	50	21	6	20	38	18	6	6	5	–	–	–	–	–	–
1312	114	59	78	–	–	–	95	55	75	19	4	3	–	–	–	–	–	–
1321	1	2	–	–	–	–	–	–	–	1	2	–	–	–	–	–	–	–
1351	1	2	–	–	–	–	–	1	–	1	1	–	–	–	–	–	–	–
1413	1	–	2	–	–	–	–	–	–	1	–	2	–	–	–	–	–	–
1414	–	3	3	–	–	–	–	3	3	–	–	–	–	–	–	–	–	–
1421	–	1	–	–	–	–	–	1	–	–	–	–	–	–	–	–	–	–
1422	–	1	–	–	–	–	–	1	–	–	–	–	–	–	–	–	–	–
1510	18	19	13	–	–	–	16	11	8	2	8	5	–	–	–	–	–	–
1521	2	–	–	–	–	–	–	–	–	2	–	–	–	–	–	–	–	–
1531	3	1	2	–	–	–	1	1	2	2	–	–	–	–	–	–	–	–

Capítulo 34 - Pará

34.1 - Quantidade de acidentes do trabalho liquidados, por consequência, segundo a Classificação Nacional de Atividades Econômicas (CNAE), no estado do Pará - 2014/2016

(continuação)

CNAE	QUANTIDADE DE ACIDENTES DO TRABALHO LIQUIDADOS																	
	Total			Consequência														
				Assistência Médica			Menos de 15 dias			Mais de 15 dias			Incapacidade Permanente			Óbito		
	2014	2015	2016	2014	2015	2016	2014	2015	2016	2014	2015	2016	2014	2015	2016	2014	2015	2016
1533	–	–	1	–	–	–	–	–	1	–	–	–	–	–	–	–	–	–
1610	255	191	105	10	2	3	124	109	50	106	75	51	8	2	–	7	3	1
1621	54	45	53	2	1	1	16	25	26	34	19	26	2	–	–	–	–	–
1622	4	12	6	1	–	–	1	9	2	–	3	4	2	–	–	–	–	–
1623	–	1	–	–	–	–	–	–	–	–	1	–	–	–	–	–	–	–
1629	7	6	4	–	–	–	6	6	4	1	–	–	–	–	–	–	–	–
1710	22	41	34	2	13	7	20	27	26	–	1	1	–	–	–	–	–	–
1721	38	100	54	–	1	–	29	87	44	9	12	10	–	–	–	–	–	–
1733	1	–	–	–	–	–	1	–	–	–	–	–	–	–	–	–	–	–
1741	1	1	–	–	–	–	–	–	–	1	1	–	–	–	–	–	–	–
1749	–	1	–	–	–	–	–	1	–	–	–	–	–	–	–	–	–	–
1811	1	–	–	–	–	–	–	–	–	–	–	–	1	–	–	–	–	–
1812	4	1	–	–	–	–	–	–	–	4	1	–	–	–	–	–	–	–
1813	4	4	–	–	–	–	1	3	–	2	1	–	1	–	–	–	–	–
1821	–	–	1	–	–	–	–	–	1	–	–	–	–	–	–	–	–	–
1921	22	49	33	1	4	1	21	44	30	–	1	2	–	–	–	–	–	–
1931	22	15	13	–	–	–	9	5	6	13	10	7	–	–	–	–	–	–
1932	1	–	–	–	–	–	–	–	–	1	–	–	–	–	–	–	–	–
2012	1	–	–	1	–	–	–	–	–	–	–	–	–	–	–	–	–	–
2013	3	4	5	2	2	3	1	2	2	–	–	–	–	–	–	–	–	–
2014	3	–	–	2	–	–	1	–	–	–	–	–	–	–	–	–	–	–
2021	5	1	1	–	–	–	–	–	–	5	1	1	–	–	–	–	–	–
2029	2	–	–	–	–	–	–	–	–	2	–	–	–	–	–	–	–	–
2040	2	–	–	–	–	–	–	–	–	2	–	–	–	–	–	–	–	–
2061	4	3	1	–	–	–	2	3	–	2	–	1	–	–	–	–	–	–
2062	9	7	1	–	–	–	6	6	1	3	1	–	–	–	–	–	–	–
2063	13	18	10	–	1	2	9	12	4	3	5	4	–	–	–	1	–	–
2071	2	5	8	–	–	–	1	3	7	1	2	–	–	–	–	–	–	1
2091	1	1	–	–	–	–	–	1	–	1	–	–	–	–	–	–	–	–
2092	2	4	4	2	3	4	–	1	–	–	–	–	–	–	–	–	–	–
2099	–	6	1	–	2	–	–	3	1	–	1	–	–	–	–	–	–	–
2110	–	1	–	–	–	–	–	–	–	–	1	–	–	–	–	–	–	–
2121	2	1	2	–	–	–	–	1	1	1	–	–	1	–	–	–	–	1
2122	2	–	1	–	–	–	2	–	1	–	–	–	–	–	–	–	–	–
2211	1	–	–	–	–	–	–	–	–	1	–	–	–	–	–	–	–	–
2212	4	10	7	–	1	–	3	7	5	1	2	2	–	–	–	–	–	–
2219	43	13	2	–	–	–	1	4	1	41	9	1	1	–	–	–	–	–
2221	–	1	–	–	–	–	–	1	–	–	–	–	–	–	–	–	–	–
2222	17	19	9	1	1	–	8	14	6	8	4	3	–	–	–	–	–	–
2223	6	7	7	–	–	–	6	5	5	–	2	2	–	–	–	–	–	–
2229	2	4	5	–	–	–	–	1	3	1	3	1	1	–	–	–	–	1
2311	5	2	7	–	–	–	3	1	5	2	1	2	–	–	–	–	–	–
2319	1	–	–	–	–	–	–	–	–	1	–	–	–	–	–	–	–	–
2320	44	43	16	12	18	5	23	22	10	9	3	1	–	–	–	–	–	–
2330	51	53	43	12	16	10	17	27	20	20	10	11	1	–	1	1	–	1
2342	39	43	28	–	–	1	12	26	13	21	14	14	6	–	–	–	3	–
2391	5	1	6	–	–	–	2	–	4	3	1	2	–	–	–	–	–	–
2399	–	1	1	–	–	–	–	–	–	–	1	1	–	–	–	–	–	–
2411	28	8	–	3	–	–	15	7	–	8	1	–	2	–	–	–	–	–
2412	–	–	1	–	–	–	–	–	1	–	–	–	–	–	–	–	–	–
2422	7	–	1	–	–	1	–	–	–	7	–	–	–	–	–	–	–	–
2423	9	15	15	2	2	4	6	8	9	1	5	2	–	–	–	–	–	–
2441	96	105	83	78	89	72	13	9	7	3	7	4	2	–	–	–	–	–
2449	3	11	4	3	2	4	–	6	–	–	3	–	–	–	–	–	–	–
2452	–	1	–	–	–	–	–	–	–	–	1	–	–	–	–	–	–	–
2511	18	11	13	2	4	1	10	4	7	6	3	5	–	–	–	–	–	–
2512	4	1	2	–	1	–	1	–	1	3	–	1	–	–	–	–	–	–
2513	9	2	–	7	2	–	1	–	–	1	–	–	–	–	–	–	–	–
2521	2	–	–	–	–	–	2	–	–	–	–	–	–	–	–	–	–	–
2522	2	–	–	1	–	–	–	–	–	1	–	–	–	–	–	–	–	–
2539	13	10	11	11	1	–	1	1	3	1	8	8	–	–	–	–	–	–
2542	–	2	2	–	–	–	–	2	2	–	–	–	–	–	–	–	–	–
2550	–	–	1	–	–	–	–	–	1	–	–	–	–	–	–	–	–	–
2592	4	3	1	1	2	1	1	1	–	1	–	–	1	–	–	–	–	–
2593	4	2	3	–	–	–	2	–	3	1	2	–	1	–	–	–	–	–
2599	4	14	3	1	10	–	3	3	2	–	1	1	–	–	–	–	–	–
2660	–	–	1	–	–	–	–	–	–	–	–	1	–	–	–	–	–	–
2710	–	–	2	–	–	–	–	–	2	–	–	–	–	–	–	–	–	–
2731	–	1	1	–	–	–	–	–	1	–	1	–	–	–	–	–	–	–
2733	5	4	5	2	1	1	2	3	3	1	–	1	–	–	–	–	–	–
2759	1	–	–	–	–	–	–	–	–	1	–	–	–	–	–	–	–	–
2811	5	1	–	–	–	–	4	1	–	1	–	–	–	–	–	–	–	–
2812	2	–	4	–	–	–	1	–	4	1	–	–	–	–	–	–	–	–
2813	1	1	–	–	–	–	1	–	–	–	1	–	–	–	–	–	–	–
2814	–	–	1	–	–	–	–	–	1	–	–	–	–	–	–	–	–	–
2821	–	1	–	–	1	–	–	–	–	–	–	–	–	–	–	–	–	–
2822	2	4	6	2	–	4	–	4	1	–	–	1	–	–	–	–	–	–

Capítulo 34 - Pará

34.1 - Quantidade de acidentes do trabalho liquidados, por consequência, segundo a Classificação Nacional de Atividades Econômicas (CNAE), no estado do Pará - 2014/2016

(continuação)

CNAE	QUANTIDADE DE ACIDENTES DO TRABALHO LIQUIDADOS																	
	Total			Consequência														
				Assistência Médica			Menos de 15 dias			Mais de 15 dias			Incapacidade Permanente			Óbito		
	2014	2015	2016	2014	2015	2016	2014	2015	2016	2014	2015	2016	2014	2015	2016	2014	2015	2016
2823	–	1	1	–	–	–	–	1	1	–	–	–	–	–	–	–	–	–
2825	–	2	–	–	1	–	–	1	–	–	–	–	–	–	–	–	–	–
2829	5	2	4	3	1	2	2	1	2	–	–	–	–	–	–	–	–	–
2831	2	9	3	–	5	–	1	4	2	1	–	1	–	–	–	–	–	–
2833	–	2	–	–	–	–	–	2	–	–	–	–	–	–	–	–	–	–
2840	1	–	–	1	–	–	–	–	–	–	–	–	–	–	–	–	–	–
2852	–	1	4	–	–	1	–	1	2	–	–	1	–	–	–	–	–	–
2853	5	1	1	4	–	–	1	–	–	–	1	1	–	–	–	–	–	–
2854	–	2	1	–	1	1	–	1	–	–	–	–	–	–	–	–	–	–
2862	–	1	2	–	–	–	–	–	–	–	1	2	–	–	–	–	–	–
2869	3	1	–	1	–	–	1	1	–	–	–	–	1	–	–	–	–	–
2910	–	1	–	–	–	–	–	–	–	–	1	–	–	–	–	–	–	–
2930	10	1	2	–	–	–	2	1	1	8	–	1	–	–	–	–	–	–
2941	–	–	1	–	–	–	–	–	–	–	–	1	–	–	–	–	–	–
2950	1	–	1	–	–	–	–	–	1	1	–	–	–	–	–	–	–	–
3011	34	34	22	1	–	–	18	23	12	14	11	9	1	–	–	–	–	1
3012	1	–	–	–	–	–	1	–	–	–	–	–	–	–	–	–	–	–
3101	35	26	24	2	–	1	20	17	17	13	8	6	–	–	–	–	1	–
3102	1	–	–	–	–	–	–	–	–	–	–	–	1	–	–	–	–	–
3103	2	–	–	–	–	–	1	–	–	1	–	–	–	–	–	–	–	–
3104	8	12	7	1	1	–	3	10	5	4	1	2	–	–	–	–	–	–
3211	–	–	1	–	–	–	–	–	1	–	–	–	–	–	–	–	–	–
3230	1	1	–	–	–	–	–	–	–	1	1	–	–	–	–	–	–	–
3250	2	3	1	–	–	–	2	2	1	–	1	–	–	–	–	–	–	–
3291	5	–	–	–	–	–	–	–	–	5	–	–	–	–	–	–	–	–
3299	2	1	1	–	–	–	–	–	1	2	1	–	–	–	–	–	–	–
3311	4	2	2	2	1	1	2	1	1	–	–	–	–	–	–	–	–	–
3312	12	–	–	1	–	–	8	–	–	3	–	–	–	–	–	–	–	–
3313	1	1	–	1	–	–	–	1	–	–	–	–	–	–	–	–	–	–
3314	6	19	17	–	9	8	2	8	5	3	1	4	1	–	–	–	1	–
3317	2	1	2	–	–	–	2	1	2	–	–	–	–	–	–	–	–	–
3319	1	1	1	–	–	1	1	1	–	–	–	–	–	–	–	–	–	–
3321	14	32	13	2	13	10	12	17	3	–	2	–	–	–	–	–	–	–
3329	1	–	–	–	–	–	1	–	–	–	–	–	–	–	–	–	–	–
3511	29	16	20	7	4	6	19	9	13	3	3	1	–	–	–	–	–	–
3512	3	3	5	–	–	1	2	3	4	–	–	–	–	–	–	1	–	–
3514	53	54	40	3	5	2	35	47	32	13	1	6	1	1	–	1	–	–
3530	–	1	–	–	–	–	–	1	–	–	–	–	–	–	–	–	–	–
3600	24	26	23	2	3	3	19	21	20	3	2	–	–	–	–	–	–	–
3702	6	7	7	1	–	–	–	1	2	5	6	5	–	–	–	–	–	–
3811	21	29	30	2	2	5	7	12	15	10	14	10	1	–	–	1	1	–
3812	7	1	–	6	–	–	1	1	–	–	–	–	–	–	–	–	–	–
3821	4	1	–	1	–	–	2	–	–	1	1	–	–	–	–	–	–	–
3822	13	8	5	4	1	–	6	7	2	1	–	3	2	–	–	–	–	–
3832	–	–	3	–	–	–	–	–	2	–	–	1	–	–	–	–	–	–
3839	2	3	1	–	–	–	2	3	1	–	–	–	–	–	–	–	–	–
4110	112	111	69	2	3	3	79	89	49	27	19	16	3	–	1	1	–	–
4120	646	497	352	62	37	32	423	352	234	139	105	84	16	–	1	6	3	1
4211	192	106	64	84	65	30	76	29	21	26	11	12	1	–	1	5	1	–
4212	24	30	15	14	2	–	7	22	12	3	6	3	–	–	–	–	–	–
4213	8	12	8	1	1	–	7	7	8	–	4	–	–	–	–	–	–	–
4221	1.327	697	380	1.058	498	200	173	144	143	89	49	35	5	1	–	2	5	2
4222	1	6	1	–	–	–	1	4	1	–	2	–	–	–	–	–	–	–
4223	–	2	–	–	1	–	–	1	–	–	–	–	–	–	–	–	–	–
4291	2	–	2	–	–	–	1	–	1	1	–	1	–	–	–	–	–	–
4292	129	146	186	95	86	116	25	41	28	7	19	42	–	–	–	2	–	–
4299	65	30	11	13	7	2	33	17	6	17	6	3	2	–	–	–	–	–
4312	3	4	7	2	3	1	–	–	3	1	1	3	–	–	–	–	–	–
4313	85	80	63	16	21	9	57	39	32	8	19	20	1	–	–	3	1	2
4321	97	88	76	7	11	16	70	52	39	18	24	18	1	–	–	1	1	3
4322	9	8	6	5	1	–	2	4	3	1	3	3	1	–	–	–	–	–
4329	30	20	17	28	8	6	–	1	3	2	11	8	–	–	–	–	–	–
4330	5	9	8	–	1	–	2	7	4	3	1	4	–	–	–	–	–	–
4391	34	10	6	5	1	–	22	7	5	5	2	1	2	–	–	–	–	–
4399	52	20	16	3	–	–	22	12	11	26	8	5	1	–	–	–	–	–
4511	50	44	47	6	–	3	32	38	40	11	6	4	1	–	–	–	–	–
4512	2	1	–	–	–	–	–	1	–	2	–	–	–	–	–	–	–	–
4520	40	11	21	1	–	–	28	8	15	9	2	6	2	–	–	–	1	–
4530	52	53	54	–	2	–	22	36	44	28	15	10	2	–	–	–	–	–
4541	31	36	30	–	1	2	10	15	12	21	20	16	–	–	–	–	–	–
4543	1	1	–	–	–	–	–	1	–	1	–	–	–	–	–	–	–	–
4615	1	–	–	–	–	–	–	–	–	–	–	–	1	–	–	–	–	–
4616	–	1	–	–	–	–	–	1	–	–	–	–	–	–	–	–	–	–
4617	2	–	–	–	–	–	1	–	–	1	–	–	–	–	–	–	–	–
4619	3	7	7	–	–	2	3	5	4	–	2	1	–	–	–	–	–	–
4622	–	1	3	–	–	–	–	1	1	–	–	2	–	–	–	–	–	–
4623	12	14	13	–	–	–	8	10	8	4	4	3	–	–	–	–	–	2

Capítulo 34 - Pará

34.1 - Quantidade de acidentes do trabalho liquidados, por consequência, segundo a Classificação Nacional de Atividades Econômicas (CNAE), no estado do Pará - 2014/2016

(continuação)

CNAE	QUANTIDADE DE ACIDENTES DO TRABALHO LIQUIDADOS																	
	Total			Consequência														
				Assistência Médica			Menos de 15 dias			Mais de 15 dias			Incapacidade Permanente			Óbito		
	2014	2015	2016	2014	2015	2016	2014	2015	2016	2014	2015	2016	2014	2015	2016	2014	2015	2016
4631	1	1	3	–	–	–	1	–	2	–	1	–	–	–	–	–	–	1
4632	9	9	3	–	1	–	4	5	1	5	3	2	–	–	–	–	–	–
4633	15	11	6	2	1	–	9	6	5	4	2	1	–	–	–	–	2	–
4634	7	4	6	–	–	–	2	2	4	3	2	2	1	–	–	1	–	–
4635	80	98	85	11	8	10	53	78	58	14	11	15	2	–	–	–	1	2
4636	2	–	–	–	–	–	–	–	–	2	–	–	–	–	–	–	–	–
4637	6	8	17	–	–	–	3	3	11	2	4	6	1	–	–	–	1	–
4639	65	54	69	1	–	2	41	39	48	22	13	19	1	–	–	–	2	–
4641	3	1	5	–	–	–	3	1	3	–	–	2	–	–	–	–	–	–
4642	–	2	2	–	–	–	–	1	1	–	1	1	–	–	–	–	–	–
4644	44	36	33	1	–	–	34	29	23	9	6	9	–	–	–	–	1	1
4645	–	2	2	–	–	–	–	1	2	–	1	–	–	–	–	–	–	–
4646	14	18	17	–	–	1	7	16	13	7	2	3	–	–	–	–	–	–
4647	–	1	–	–	–	–	–	1	–	–	–	–	–	–	–	–	–	–
4649	6	4	7	–	–	–	4	4	3	2	–	4	–	–	–	–	–	–
4651	–	–	2	–	–	1	–	–	1	–	–	–	–	–	–	–	–	–
4652	–	1	1	–	–	–	–	1	1	–	–	–	–	–	–	–	–	–
4661	7	13	6	1	2	1	1	11	5	5	–	–	–	–	–	–	–	–
4662	24	29	21	13	12	12	9	14	6	2	3	3	–	–	–	–	–	–
4663	8	4	3	–	–	–	6	4	3	2	–	–	–	–	–	–	–	–
4664	–	–	1	–	–	–	–	–	1	–	–	–	–	–	–	–	–	–
4665	1	–	2	–	–	–	1	–	1	–	–	–	–	–	–	–	–	1
4669	4	1	2	1	–	–	2	1	1	1	–	1	–	–	–	–	–	–
4671	10	15	1	–	–	–	–	5	1	9	10	–	1	–	–	–	–	–
4672	7	4	3	–	–	1	4	4	2	3	–	–	–	–	–	–	–	–
4673	2	2	–	–	–	–	1	2	–	1	–	–	–	–	–	–	–	–
4674	5	5	3	–	–	1	5	3	–	–	2	2	–	–	–	–	–	–
4679	25	23	14	–	4	1	14	18	11	8	1	2	2	–	–	1	–	–
4681	6	6	–	–	1	–	6	4	–	–	1	–	–	–	–	–	–	–
4682	10	7	6	3	2	1	6	5	5	1	–	–	–	–	–	–	–	–
4683	1	5	2	–	–	–	–	2	1	1	2	1	–	–	–	–	1	–
4684	1	1	–	–	–	–	1	1	–	–	–	–	–	–	–	–	–	–
4686	2	–	–	–	–	–	1	–	–	1	–	–	–	–	–	–	–	–
4687	2	1	5	–	–	–	1	1	4	1	–	1	–	–	–	–	–	–
4689	5	5	2	–	–	–	4	4	1	1	–	1	–	–	–	–	1	–
4691	8	9	7	–	–	–	5	7	3	3	2	3	–	–	–	–	–	1
4693	4	6	2	–	–	–	4	6	–	–	–	2	–	–	–	–	–	–
4711	355	411	389	8	8	8	269	337	321	76	64	59	1	–	–	1	2	1
4712	19	27	25	–	1	–	9	20	21	10	5	4	–	–	–	–	1	–
4713	22	25	17	–	1	1	20	23	15	2	1	1	–	–	–	–	–	–
4721	11	6	12	–	1	–	7	4	6	4	1	6	–	–	–	–	–	–
4722	9	15	22	–	–	–	3	12	14	5	3	8	1	–	–	–	–	–
4723	5	3	3	–	–	–	2	–	1	2	3	2	1	–	–	–	–	–
4724	2	3	–	–	–	–	1	2	–	1	1	–	–	–	–	–	–	–
4729	23	10	11	–	–	–	12	7	6	10	2	5	1	–	–	–	1	–
4731	35	25	20	–	–	–	16	16	10	15	8	10	3	–	–	1	1	–
4732	–	–	1	–	–	–	–	–	1	–	–	–	–	–	–	–	–	–
4741	3	–	3	–	–	–	2	–	2	1	–	–	–	–	–	–	–	1
4742	6	4	2	1	–	–	4	2	2	1	2	–	–	–	–	–	–	–
4743	2	2	5	–	–	–	–	1	3	2	1	2	–	–	–	–	–	–
4744	65	60	66	2	5	–	34	31	33	27	22	31	2	–	–	–	2	2
4751	11	9	8	–	–	–	7	5	5	4	4	3	–	–	–	–	–	–
4752	4	8	–	1	–	–	2	6	–	1	2	–	–	–	–	–	–	–
4753	13	6	9	1	–	–	6	6	5	5	–	4	–	–	–	1	–	–
4754	109	120	83	1	1	2	80	89	62	27	30	19	1	–	–	–	–	–
4755	6	2	5	–	–	–	5	1	3	1	1	2	–	–	–	–	–	–
4756	1	–	–	–	–	–	–	–	–	1	–	–	–	–	–	–	–	–
4757	2	–	–	–	–	–	–	–	–	2	–	–	–	–	–	–	–	–
4759	3	4	–	–	–	–	1	4	–	1	–	–	1	–	–	–	–	–
4761	3	5	2	–	1	–	2	3	1	1	1	1	–	–	–	–	–	–
4763	7	4	6	–	–	–	4	4	4	3	–	2	–	–	–	–	–	–
4771	35	36	49	1	–	–	28	29	38	6	6	10	–	–	–	–	1	1
4772	1	1	4	–	–	–	–	–	1	1	1	3	–	–	–	–	–	–
4773	–	1	–	–	–	–	–	–	–	–	1	–	–	–	–	–	–	–
4774	4	3	1	–	–	–	–	1	1	3	2	–	1	–	–	–	–	–
4781	36	37	34	7	–	6	20	26	22	8	10	6	1	–	–	–	1	–
4782	6	4	3	–	–	–	3	2	2	3	2	1	–	–	–	–	–	–
4783	1	–	1	–	–	1	1	–	–	–	–	–	–	–	–	–	–	–
4784	20	10	13	–	–	–	7	3	6	11	7	7	1	–	–	1	–	–
4785	1	–	–	–	–	–	1	–	–	–	–	–	–	–	–	–	–	–
4789	23	17	16	3	2	1	13	10	10	6	5	5	1	–	–	–	–	–
4911	5	3	3	5	3	–	–	–	2	–	–	–	–	–	–	–	–	1
4921	87	75	48	4	3	2	47	42	20	28	28	26	7	–	–	1	2	–
4922	33	13	11	2	–	–	19	10	5	12	3	5	–	–	1	–	–	–
4923	4	1	–	1	–	–	3	1	–	–	–	–	–	–	–	–	–	–
4924	1	1	–	–	–	–	–	1	–	1	–	–	–	–	–	–	–	–
4929	13	12	6	1	–	1	9	8	3	3	3	2	–	–	–	–	1	–

Capítulo 34 - Pará

34.1 - Quantidade de acidentes do trabalho liquidados, por consequência, segundo a Classificação Nacional de Atividades Econômicas (CNAE), no estado do Pará - 2014/2016

(continuação)

CNAE	QUANTIDADE DE ACIDENTES DO TRABALHO LIQUIDADOS																	
	Total			Consequência														
				Assistência Médica			Menos de 15 dias			Mais de 15 dias			Incapacidade Permanente			Óbito		
	2014	2015	2016	2014	2015	2016	2014	2015	2016	2014	2015	2016	2014	2015	2016	2014	2015	2016
4930	208	227	183	37	40	27	90	132	95	70	48	56	7	–	–	4	7	5
4940	2	–	2	–	–	2	2	–	–	–	–	–	–	–	–	–	–	–
5011	–	1	1	–	–	–	–	–	1	–	1	–	–	–	–	–	–	–
5021	32	39	39	–	1	4	15	27	19	16	8	15	–	1	–	1	2	1
5022	2	3	7	–	–	–	–	2	2	2	1	5	–	–	–	–	–	–
5030	6	9	5	2	1	1	2	2	2	2	6	2	–	–	–	–	–	–
5091	7	7	3	–	1	–	3	2	3	3	4	–	1	–	–	–	–	–
5111	17	5	7	2	1	–	4	3	6	11	1	1	–	–	–	–	–	–
5112	1	2	–	–	–	–	–	–	–	1	1	–	–	–	–	–	1	–
5120	2	4	1	–	–	–	1	3	–	1	–	1	–	–	–	–	1	–
5211	8	5	6	–	–	–	5	2	4	2	3	2	1	–	–	–	–	–
5212	11	10	5	–	–	–	1	5	–	9	5	5	1	–	–	–	–	–
5221	–	1	–	–	–	–	–	–	–	–	1	–	–	–	–	–	–	–
5222	1	–	–	–	–	–	–	–	–	1	–	–	–	–	–	–	–	–
5223	–	–	3	–	–	1	–	–	2	–	–	–	–	–	–	–	–	–
5229	2	–	3	–	–	–	–	–	–	1	–	3	1	–	–	–	–	–
5231	29	55	69	6	32	35	20	21	25	2	2	8	–	–	–	1	–	1
5232	–	1	–	–	–	–	–	–	–	–	1	–	–	–	–	–	–	–
5239	3	–	2	–	–	–	1	–	–	2	–	2	–	–	–	–	–	–
5240	21	18	12	4	3	3	14	14	6	3	1	3	–	–	–	–	–	–
5250	18	19	22	1	3	–	10	15	18	7	1	4	–	–	–	–	–	–
5310	146	193	205	9	30	27	130	157	164	5	6	14	2	–	–	–	–	–
5320	2	4	2	–	–	–	1	1	2	1	3	–	–	–	–	–	–	–
5510	35	29	30	2	2	3	19	17	21	14	10	5	–	–	–	–	–	1
5590	–	1	–	–	–	–	–	1	–	–	–	–	–	–	–	–	–	–
5611	71	63	48	6	4	2	31	40	28	29	18	18	4	–	–	1	1	–
5620	74	56	39	47	30	14	22	15	9	4	11	16	1	–	–	–	–	–
5812	1	3	4	–	–	–	1	3	1	–	–	3	–	–	–	–	–	–
5821	2	–	–	–	–	–	1	–	–	1	–	–	–	–	–	–	–	–
5822	1	4	4	–	–	–	1	3	4	–	1	–	–	–	–	–	–	–
5823	–	1	–	–	–	–	–	1	–	–	–	–	–	–	–	–	–	–
5914	–	1	–	–	–	–	–	–	–	–	1	–	–	–	–	–	–	–
6010	3	1	6	–	–	–	1	1	5	2	–	1	–	–	–	–	–	–
6021	6	11	7	–	1	–	4	6	5	2	4	2	–	–	–	–	–	–
6110	6	2	4	–	–	–	4	1	4	2	1	–	–	–	–	–	–	–
6120	6	2	–	–	–	–	5	2	–	1	–	–	–	–	–	–	–	–
6130	1	–	–	–	–	–	1	–	–	–	–	–	–	–	–	–	–	–
6141	1	1	–	–	–	–	–	1	–	1	–	–	–	–	–	–	–	–
6190	6	13	8	1	2	–	2	9	7	3	2	1	–	–	–	–	–	–
6201	21	7	–	–	–	–	–	–	–	21	7	–	–	–	–	–	–	–
6203	–	–	1	–	–	–	–	–	1	–	–	–	–	–	–	–	–	–
6204	3	3	1	–	–	–	2	3	1	1	–	–	–	–	–	–	–	–
6209	6	6	9	2	1	–	4	3	6	–	2	3	–	–	–	–	–	–
6311	2	3	9	–	1	1	2	1	6	–	1	2	–	–	–	–	–	–
6319	–	–	1	–	–	–	–	–	1	–	–	–	–	–	–	–	–	–
6410	–	–	1	–	–	–	–	–	1	–	–	–	–	–	–	–	–	–
6421	28	52	35	2	6	3	21	38	29	5	8	3	–	–	–	–	–	–
6422	62	85	63	1	6	2	45	67	52	13	11	9	3	1	–	–	–	–
6423	3	7	9	–	1	3	3	5	5	–	1	1	–	–	–	–	–	–
6424	2	–	–	1	–	–	1	–	–	–	–	–	–	–	–	–	–	–
6435	1	–	–	–	–	–	–	–	–	1	–	–	–	–	–	–	–	–
6462	1	1	2	–	1	1	1	–	–	–	–	1	–	–	–	–	–	–
6463	2	1	–	1	–	–	–	1	–	1	–	–	–	–	–	–	–	–
6491	2	4	1	–	–	–	2	4	1	–	–	–	–	–	–	–	–	–
6493	1	1	–	–	–	–	1	1	–	–	–	–	–	–	–	–	–	–
6511	1	–	–	–	–	–	1	–	–	–	–	–	–	–	–	–	–	–
6512	1	–	–	–	–	–	1	–	–	–	–	–	–	–	–	–	–	–
6550	2	8	9	–	–	–	2	5	9	–	3	–	–	–	–	–	–	–
6613	2	–	1	–	–	–	–	–	–	2	–	1	–	–	–	–	–	–
6619	2	–	1	–	–	–	2	–	1	–	–	–	–	–	–	–	–	–
6621	2	1	–	–	–	–	–	–	–	2	1	–	–	–	–	–	–	–
6622	1	–	1	–	–	–	–	–	1	1	–	–	–	–	–	–	–	–
6630	2	–	–	–	–	–	–	–	–	2	–	–	–	–	–	–	–	–
6810	26	19	23	1	1	2	16	15	21	8	2	–	1	–	–	–	1	–
6821	5	6	–	–	–	–	–	4	–	4	2	–	1	–	–	–	–	–
6822	4	14	17	–	–	1	1	10	7	3	4	8	–	–	–	–	–	1
6911	–	1	1	–	–	–	–	1	–	–	–	1	–	–	–	–	–	–
6912	2	2	–	–	–	–	1	2	–	1	–	–	–	–	–	–	–	–
6920	10	15	11	–	1	1	7	10	7	3	3	3	–	–	–	–	1	–
7010	–	–	1	–	–	–	–	–	–	–	–	1	–	–	–	–	–	–
7020	6	10	7	2	1	2	4	6	5	–	3	–	–	–	–	–	–	–
7111	4	4	7	3	1	2	1	–	5	–	3	–	–	–	–	–	–	–
7112	107	63	68	43	17	14	52	27	30	10	19	22	1	–	–	1	–	2
7119	11	7	7	5	4	4	3	2	2	3	1	1	–	–	–	–	–	–
7120	2	1	1	–	–	–	–	1	1	2	–	–	–	–	–	–	–	–
7210	5	8	11	1	1	3	2	6	6	2	1	1	–	–	–	–	–	1
7220	4	4	7	1	–	5	–	2	–	3	2	2	–	–	–	–	–	–
7312	–	–	1	–	–	–	–	–	–	–	–	1	–	–	–	–	–	–
7319	1	4	2	–	–	–	1	2	1	–	2	1	–	–	–	–	–	–
7320	1	–	–	–	–	–	–	–	–	1	–	–	–	–	–	–	–	–
7410	1	–	2	–	–	–	–	–	1	1	–	1	–	–	–	–	–	–
7420	4	3	1	–	–	–	–	2	1	4	1	–	–	–	–	–	–	–
7490	20	20	10	2	4	3	15	9	6	3	5	1	–	–	–	–	2	–
7500	–	1	–	–	–	–	–	1	–	–	–	–	–	–	–	–	–	–
7711	8	5	11	1	3	2	6	2	7	1	–	2	–	–	–	–	–	–
7719	1	3	–	1	–	–	–	2	–	–	1	–	–	–	–	–	–	–
7721	–	1	1	–	–	–	–	–	1	–	1	–	–	–	–	–	–	–

Capítulo 34 - Pará

34.1 - Quantidade de acidentes do trabalho liquidados, por consequência, segundo a Classificação Nacional de Atividades Econômicas (CNAE), no estado do Pará - 2014/2016

(conclusão)

CNAE	QUANTIDADE DE ACIDENTES DO TRABALHO LIQUIDADOS																	
	Total			Consequência														
				Assistência Médica			Menos de 15 dias			Mais de 15 dias			Incapacidade Permanente			Óbito		
	2014	2015	2016	2014	2015	2016	2014	2015	2016	2014	2015	2016	2014	2015	2016	2014	2015	2016
7729	–	1	1	–	1	–	–	–	1	–	–	–	–	–	–	–	–	–
7731	1	–	1	–	–	–	1	–	–	–	–	1	–	–	–	–	–	–
7732	6	13	9	1	1	1	3	7	5	1	4	3	1	–	–	–	1	–
7733	1	1	1	–	–	–	–	1	1	1	–	–	–	–	–	–	–	–
7739	15	15	13	4	6	4	9	8	6	1	1	3	1	–	–	–	–	–
7740	1	–	–	1	–	–	–	–	–	–	–	–	–	–	–	–	–	–
7810	–	1	–	–	–	–	–	–	–	–	1	–	–	–	–	–	–	–
7820	32	29	32	12	14	7	17	8	14	2	7	11	–	–	–	1	–	–
7830	9	8	13	1	1	5	4	3	5	3	4	3	1	–	–	–	–	–
7911	3	3	–	–	–	–	1	3	–	2	–	–	–	–	–	–	–	–
7912	–	1	–	–	–	–	–	1	–	–	–	–	–	–	–	–	–	–
8011	70	54	51	1	2	–	39	31	23	23	20	27	5	–	–	2	1	1
8012	39	48	52	9	9	11	19	26	26	11	13	14	–	–	–	–	–	1
8020	8	14	12	–	–	–	3	11	8	5	3	4	–	–	–	–	–	–
8030	1	33	15	–	–	–	–	–	–	1	33	15	–	–	–	–	–	–
8111	8	6	4	1	1	–	6	4	3	1	1	1	–	–	–	–	–	–
8112	32	22	23	1	–	–	22	11	16	9	10	7	–	–	–	–	1	–
8121	83	71	55	19	12	9	44	33	25	18	25	21	2	–	–	–	1	–
8122	2	–	2	1	–	–	–	–	–	1	–	2	–	–	–	–	–	–
8129	5	18	21	5	6	13	–	6	5	–	6	3	–	–	–	–	–	–
8130	1	1	1	–	–	1	–	1	–	1	–	–	–	–	–	–	–	–
8211	12	17	21	4	2	2	7	15	15	1	–	4	–	–	–	–	–	–
8219	3	2	–	–	–	–	3	1	–	–	1	–	–	–	–	–	–	–
8220	17	4	7	2	1	–	13	2	6	2	–	1	–	–	–	–	1	–
8230	2	4	2	–	–	–	2	2	1	–	2	1	–	–	–	–	–	–
8291	5	5	3	–	–	–	2	1	2	3	4	1	–	–	–	–	–	–
8292	1	1	–	–	–	–	–	–	–	1	1	–	–	–	–	–	–	–
8299	37	9	10	3	2	2	24	5	4	10	2	4	–	–	–	–	–	–
8411	84	133	79	8	16	4	43	54	29	23	59	44	10	3	1	–	1	1
8412	2	–	2	–	–	–	2	–	2	–	–	–	–	–	–	–	–	–
8422	17	12	9	2	–	4	12	12	5	3	–	–	–	–	–	–	–	–
8423	1	–	–	–	–	–	–	–	–	–	–	–	1	–	–	–	–	–
8424	17	59	41	–	–	1	10	49	33	7	10	7	–	–	–	–	–	–
8430	1	4	4	–	–	–	1	–	1	–	4	3	–	–	–	–	–	–
8511	43	41	16	–	–	–	3	3	6	40	38	10	–	–	–	–	–	–
8512	4	3	5	–	–	–	1	2	5	3	1	–	–	–	–	–	–	–
8513	17	11	15	1	1	1	8	10	10	7	–	4	1	–	–	–	–	–
8520	12	3	9	3	1	3	8	2	6	1	–	–	–	–	–	–	–	–
8531	26	35	45	1	2	4	18	14	16	7	19	24	–	–	1	–	–	–
8532	7	4	6	–	–	1	6	3	5	1	1	–	–	–	–	–	–	–
8533	2	–	–	–	–	–	1	–	–	–	–	–	–	–	–	1	–	–
8541	6	3	1	–	–	–	2	3	1	4	–	–	–	–	–	–	–	–
8542	2	–	–	–	–	–	1	–	–	1	–	–	–	–	–	–	–	–
8550	1	–	1	–	–	–	–	–	1	1	–	–	–	–	–	–	–	–
8591	–	–	1	–	–	–	–	–	–	–	–	1	–	–	–	–	–	–
8592	1	–	1	–	–	–	1	–	–	–	–	1	–	–	–	–	–	–
8593	4	–	–	–	–	–	3	–	–	1	–	–	–	–	–	–	–	–
8599	13	20	14	2	3	4	8	14	8	2	3	2	–	–	–	1	–	–
8610	502	655	697	274	340	404	189	257	227	38	57	66	1	–	–	–	1	–
8630	23	15	9	12	6	1	6	5	7	5	3	1	–	–	–	–	1	–
8640	42	47	53	15	17	17	25	23	31	2	6	5	–	–	–	–	1	–
8650	4	3	3	2	–	1	2	3	1	–	–	1	–	–	–	–	–	–
8660	46	50	45	28	43	35	18	4	5	–	3	5	–	–	–	–	–	–
8690	8	10	23	2	2	5	4	4	13	2	4	5	–	–	–	–	–	–
8711	–	–	1	–	–	1	–	–	–	–	–	–	–	–	–	–	–	–
8712	–	–	1	–	–	–	–	–	1	–	–	–	–	–	–	–	–	–
8800	20	22	22	2	2	3	17	20	19	1	–	–	–	–	–	–	–	–
9001	3	3	2	–	–	–	3	1	–	–	1	2	–	–	–	–	1	–
9003	–	–	1	–	–	–	–	–	–	–	–	1	–	–	–	–	–	–
9102	1	–	–	–	–	–	–	–	–	1	–	–	–	–	–	–	–	–
9312	2	2	5	–	–	–	1	–	4	1	2	1	–	–	–	–	–	–
9313	4	1	–	–	–	–	4	–	–	–	1	–	–	–	–	–	–	–
9319	1	–	3	–	–	–	1	–	3	–	–	–	–	–	–	–	–	–
9321	2	1	–	–	–	–	1	1	–	1	–	–	–	–	–	–	–	–
9329	13	34	32	–	5	3	11	24	25	2	4	4	–	–	–	–	1	–
9411	4	2	9	1	–	–	3	1	4	–	1	5	–	–	–	–	–	–
9412	22	32	13	11	4	1	6	9	2	3	19	10	2	–	–	–	–	–
9420	13	5	2	–	–	–	11	2	1	1	3	1	1	–	–	–	–	–
9430	52	27	29	29	12	16	20	12	11	3	3	2	–	–	–	–	–	–
9491	5	8	10	–	–	–	2	4	6	3	4	4	–	–	–	–	–	–
9493	–	1	–	–	–	–	–	1	–	–	–	–	–	–	–	–	–	–
9499	3	5	5	1	1	1	2	3	4	–	–	–	–	1	–	–	–	–
9511	1	2	2	–	–	–	–	2	–	–	–	2	1	–	–	–	–	–
9512	8	2	3	–	–	–	4	2	2	4	–	1	–	–	–	–	–	–
9521	2	–	2	–	–	–	1	–	1	1	–	1	–	–	–	–	–	–
9529	3	–	1	–	–	–	2	–	–	1	–	1	–	–	–	–	–	–
9601	2	3	3	–	–	–	1	3	2	1	–	1	–	–	–	–	–	–
9602	–	3	1	–	–	–	–	3	–	–	–	1	–	–	–	–	–	–
9603	6	9	4	1	–	–	3	4	2	1	5	2	1	–	–	–	–	–
9609	3	2	2	–	–	–	3	2	1	–	–	1	–	–	–	–	–	–
9700	–	2	3	–	–	–	–	2	2	–	–	1	–	–	–	–	–	–
Ignorado	2.672	1.666	1.441	9	7	5	123	132	84	2.459	1.307	1.175	79	219	175	2	1	2

Fonte: DATAPREV, CAT, SUB.

Nota: Os dados são preliminares, estando sujeitos a correções.

Capítulo 34 - Pará

34.2 - Quantidade mensal de acidentes do trabalho liquidados, por consequência, no estado do Pará - 2014/2016

MESES	QUANTIDADE DE ACIDENTES DO TRABALHO LIQUIDADOS																	
	Total			Consequência														
				Assistência Médica			Menos de 15 dias			Mais de 15 dias			Incapacidade Permanente			Óbito		
	2014	2015	2016	2014	2015	2016	2014	2015	2016	2014	2015	2016	2014	2015	2016	2014	2015	2016
TOTAL	**13.313**	**11.700**	**9.829**	**2.941**	**2.441**	**1.949**	**5.327**	**5.822**	**4.724**	**4.713**	**3.118**	**2.912**	**265**	**235**	**184**	**67**	**84**	**60**
Janeiro	995	1.017	792	185	244	139	384	455	395	401	289	231	20	22	19	5	7	8
Fevereiro	1.087	1.003	784	237	209	174	451	479	393	371	282	202	21	27	12	7	6	3
Março	1.058	1.053	921	255	208	201	407	517	382	368	304	310	21	20	22	7	4	6
Abril	1.149	1.047	814	251	282	164	450	454	376	418	277	255	27	28	17	3	6	2
Maio	1.149	1.006	784	252	192	165	461	497	351	409	275	249	24	30	14	3	12	5
Junho	1.060	1.057	900	195	244	157	437	533	399	400	244	313	25	26	23	3	10	8
Julho	1.291	1.068	857	266	236	174	553	533	419	452	272	243	13	20	19	7	7	2
Agosto	1.180	969	886	290	172	149	429	511	455	427	266	263	29	14	13	5	6	6
Setembro	1.160	973	862	273	216	169	463	480	405	385	254	272	29	15	13	10	8	3
Outubro	1.257	884	790	295	146	154	501	463	399	434	259	216	22	11	12	5	5	9
Novembro	1.097	865	741	252	158	159	433	483	368	383	209	194	19	9	15	10	6	5
Dezembro	830	758	698	190	134	144	358	417	382	265	187	164	15	13	5	2	7	3

Fonte: DATAPREV, CAT, SUB.
Nota: Os dados são preliminares, estando sujeitos a correções.

DISTRIBUIÇÃO DE ACIDENTES DO TRABALHO LIQUIDADOS, POR CONSEQUÊNCIA, NO ESTADO DO PARÁ - 2016

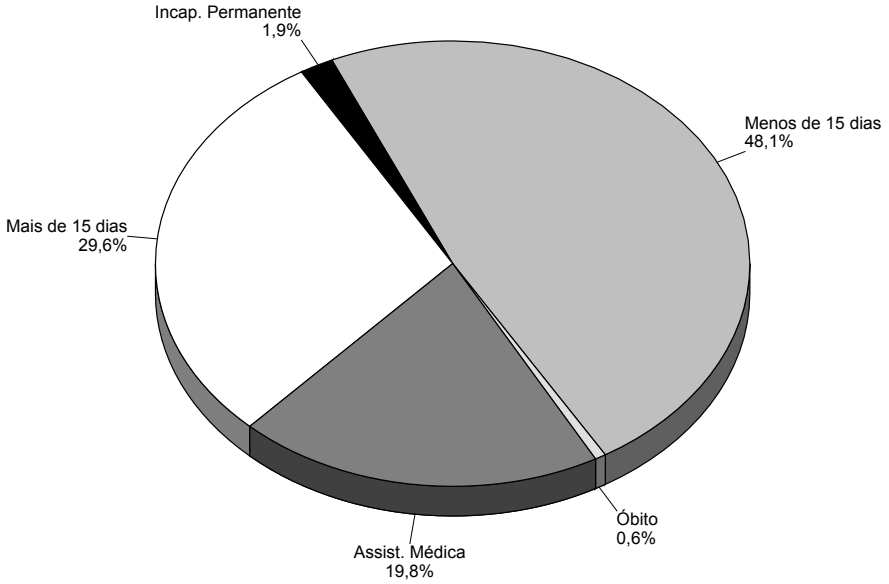

Fonte: DATAPREV, CAT, SUB.

Capítulo 35 - Amapá

35.1 - Quantidade de acidentes do trabalho liquidados, por consequência, segundo a Classificação Nacional de Atividades Econômicas (CNAE), no estado do Amapá - 2014/2016

(continua)

CNAE	QUANTIDADE DE ACIDENTES DO TRABALHO LIQUIDADOS																	
	Total			Consequência														
				Assistência Médica			Menos de 15 dias			Mais de 15 dias			Incapacidade Permanente			Óbito		
	2014	2015	2016	2014	2015	2016	2014	2015	2016	2014	2015	2016	2014	2015	2016	2014	2015	2016
TOTAL	**818**	**636**	**672**	**70**	**84**	**80**	**323**	**297**	**281**	**405**	**231**	**300**	**16**	**17**	**7**	**4**	**7**	**4**
0111	15	–	–	–	–	–	–	–	–	15	–	–	–	–	–	–	–	–
0152	–	1	–	–	–	–	–	1	–	–	–	–	–	–	–	–	–	–
0161	–	2	–	–	–	–	–	1	–	–	–	–	–	1	–	–	–	–
0210	13	12	26	8	10	16	4	2	3	–	–	7	–	–	–	1	–	–
0230	–	3	3	–	1	1	–	1	2	–	–	–	–	–	–	–	1	–
0710	5	2	–	1	–	–	3	2	–	–	–	–	1	–	–	–	–	–
0724	13	10	11	8	4	2	4	2	6	1	4	3	–	–	–	–	–	–
0729	–	–	1	–	–	–	–	–	1	–	–	–	–	–	–	–	–	–
0810	–	2	–	–	–	–	–	1	–	–	–	–	–	–	–	–	1	–
0899	–	1	–	–	1	–	–	–	–	–	–	–	–	–	–	–	–	–
0990	1	–	1	–	–	1	1	–	–	–	–	–	–	–	–	–	–	–
1012	2	–	–	–	–	–	–	–	–	2	–	–	–	–	–	–	–	–
1020	1	–	–	–	–	–	–	–	–	–	–	–	1	–	–	–	–	–
1031	–	1	–	–	–	–	–	1	–	–	–	–	–	–	–	–	–	–
1053	1	3	2	–	–	–	1	2	1	–	1	1	–	–	–	–	–	–
1062	1	–	1	–	–	–	–	–	1	1	–	–	–	–	–	–	–	–
1091	2	2	1	–	–	–	–	2	–	2	–	1	–	–	–	–	–	–
1111	1	–	–	–	–	–	–	–	–	1	–	–	–	–	–	–	–	–
1112	1	–	–	–	–	–	–	–	–	1	–	–	–	–	–	–	–	–
1113	1	–	–	–	–	–	–	–	–	1	–	–	–	–	–	–	–	–
1122	11	2	–	–	–	–	6	2	–	5	–	–	–	–	–	–	–	–
1610	7	8	5	4	2	1	2	5	2	1	1	2	–	–	–	–	–	–
1710	2	3	1	–	–	–	1	2	1	–	1	–	1	–	–	–	–	–
1813	1	1	–	–	–	–	1	1	–	–	–	–	–	–	–	–	–	–
1921	–	–	1	–	–	–	–	–	1	–	–	–	–	–	–	–	–	–
2022	1	–	–	–	–	–	–	–	–	1	–	–	–	–	–	–	–	–
2061	1	1	–	–	–	–	–	–	–	1	–	–	–	1	–	–	–	–
2091	1	–	–	–	–	–	–	–	–	1	–	–	–	–	–	–	–	–
2092	–	–	1	–	–	–	–	–	–	–	–	1	–	–	–	–	–	–
2110	1	–	–	–	–	–	–	–	–	–	–	–	1	–	–	–	–	–
2212	1	2	3	–	–	–	1	1	2	–	1	–	–	–	–	–	–	1
2219	2	1	–	–	–	–	–	–	–	2	1	–	–	–	–	–	–	–
2330	2	2	1	–	–	–	2	1	–	–	1	1	–	–	–	–	–	–
2342	7	12	6	–	2	–	3	7	3	3	3	3	1	–	–	–	–	–
2391	–	1	–	–	–	–	–	–	–	–	1	–	–	–	–	–	–	–
2512	–	–	1	–	–	–	–	–	–	–	–	1	–	–	–	–	–	–
2632	1	–	–	1	–	–	–	–	–	–	–	–	–	–	–	–	–	–
2790	1	–	–	1	–	–	–	–	–	–	–	–	–	–	–	–	–	–
2811	7	–	–	–	–	–	7	–	–	–	–	–	–	–	–	–	–	–
2829	–	–	1	–	–	1	–	–	–	–	–	–	–	–	–	–	–	–
3011	–	–	3	–	–	–	–	–	1	–	–	2	–	–	–	–	–	–
3101	3	2	1	1	–	–	2	1	1	–	1	–	–	–	–	–	–	–
3104	1	–	1	–	–	–	1	–	1	–	–	–	–	–	–	–	–	–
3230	1	–	–	–	–	–	–	–	–	1	–	–	–	–	–	–	–	–
3314	2	–	–	2	–	–	–	–	–	–	–	–	–	–	–	–	–	–
3321	–	–	2	–	–	2	–	–	–	–	–	–	–	–	–	–	–	–
3511	11	5	1	2	2	–	8	3	1	1	–	–	–	–	–	–	–	–
3600	1	3	–	1	–	–	–	3	–	–	–	–	–	–	–	–	–	–
3811	3	3	6	–	–	–	2	1	1	1	2	5	–	–	–	–	–	–
3812	1	–	–	–	–	–	–	–	–	1	–	–	–	–	–	–	–	–
4110	4	1	2	–	–	–	4	1	2	–	–	–	–	–	–	–	–	–
4120	39	25	25	2	1	–	30	17	18	6	5	7	1	–	–	–	2	–
4211	19	5	1	–	–	–	16	5	1	3	–	–	–	–	–	–	–	–
4212	2	2	–	–	–	–	1	1	–	1	1	–	–	–	–	–	–	–
4221	11	7	2	1	–	–	7	3	–	3	4	2	–	–	–	–	–	–
4222	1	–	–	–	–	–	1	–	–	–	–	–	–	–	–	–	–	–
4299	–	1	–	–	–	–	–	1	–	–	–	–	–	–	–	–	–	–
4312	–	–	1	–	–	–	–	–	1	–	–	–	–	–	–	–	–	–
4313	8	6	13	–	–	1	8	3	7	–	3	5	–	–	–	–	–	–
4321	–	2	–	–	–	–	–	1	–	–	1	–	–	–	–	–	–	–
4322	–	1	1	–	–	–	–	–	–	–	1	1	–	–	–	–	–	–
4329	–	1	1	–	–	–	–	–	–	–	1	1	–	–	–	–	–	–
4330	1	–	–	–	–	–	–	–	–	1	–	–	–	–	–	–	–	–
4391	1	–	–	–	–	–	1	–	–	–	–	–	–	–	–	–	–	–
4399	2	1	3	–	–	–	1	1	3	1	–	–	–	–	–	–	–	–
4511	1	2	1	–	–	–	–	–	1	1	2	–	–	–	–	–	–	–
4512	1	–	–	–	–	–	–	–	–	1	–	–	–	–	–	–	–	–
4520	1	–	–	–	–	–	1	–	–	–	–	–	–	–	–	–	–	–
4530	5	2	–	–	–	–	3	2	–	2	–	–	–	–	–	–	–	–
4541	2	1	3	–	–	–	1	1	3	1	–	–	–	–	–	–	–	–
4543	1	–	–	–	–	–	–	–	–	1	–	–	–	–	–	–	–	–

Capítulo 35 - Amapá

35.1 - Quantidade de acidentes do trabalho liquidados, por consequência, segundo a Classificação Nacional de Atividades Econômicas (CNAE), no estado do Amapá - 2014/2016

(continuação)

CNAE	QUANTIDADE DE ACIDENTES DO TRABALHO LIQUIDADOS																	
	Total			Consequência														
				Assistência Médica			Menos de 15 dias			Mais de 15 dias			Incapacidade Permanente			Óbito		
	2014	2015	2016	2014	2015	2016	2014	2015	2016	2014	2015	2016	2014	2015	2016	2014	2015	2016
4619	2	–	–	–	–	–	–	–	–	2	–	–	–	–	–	–	–	–
4631	–	–	1	–	–	–	–	–	1	–	–	–	–	–	–	–	–	–
4632	–	1	1	–	–	–	–	1	1	–	–	–	–	–	–	–	–	–
4634	2	4	–	–	–	–	1	3	–	1	1	–	–	–	–	–	–	–
4635	4	13	12	–	–	–	2	7	7	2	6	5	–	–	–	–	–	–
4637	–	–	1	–	–	–	–	–	–	–	–	1	–	–	–	–	–	–
4639	1	–	–	–	–	–	–	–	–	1	–	–	–	–	–	–	–	–
4644	1	–	–	–	–	–	1	–	–	–	–	–	–	–	–	–	–	–
4662	1	–	1	–	–	–	–	–	1	1	–	–	–	–	–	–	–	–
4663	1	–	–	–	–	–	1	–	–	–	–	–	–	–	–	–	–	–
4671	3	–	1	–	–	–	3	–	1	–	–	–	–	–	–	–	–	–
4674	3	–	–	–	–	–	3	–	–	–	–	–	–	–	–	–	–	–
4679	4	4	1	1	–	–	3	4	1	–	–	–	–	–	–	–	–	–
4681	–	2	3	–	–	–	–	1	1	–	1	2	–	–	–	–	–	–
4682	1	3	2	–	–	1	–	3	–	1	–	1	–	–	–	–	–	–
4686	–	1	–	–	–	–	–	1	–	–	–	–	–	–	–	–	–	–
4691	1	7	11	–	–	–	1	6	6	–	1	4	–	–	–	–	–	1
4693	8	8	12	–	–	–	7	2	10	1	6	2	–	–	–	–	–	–
4711	10	31	22	–	–	1	7	23	15	2	7	6	1	–	–	–	1	–
4712	–	4	3	–	–	–	–	3	1	–	1	2	–	–	–	–	–	–
4713	–	–	1	–	–	–	–	–	–	–	–	1	–	–	–	–	–	–
4721	–	1	3	–	–	–	–	1	1	–	–	2	–	–	–	–	–	–
4722	–	–	2	–	–	–	–	–	1	–	–	1	–	–	–	–	–	–
4724	–	1	1	–	–	–	–	1	1	–	–	–	–	–	–	–	–	–
4729	1	–	1	–	–	–	1	–	1	–	–	–	–	–	–	–	–	–
4731	1	5	2	–	–	–	1	5	1	–	–	1	–	–	–	–	–	–
4732	4	–	1	–	–	–	3	–	1	1	–	–	–	–	–	–	–	–
4742	1	–	–	–	–	–	1	–	–	–	–	–	–	–	–	–	–	–
4743	–	1	–	–	–	–	–	–	–	–	1	–	–	–	–	–	–	–
4744	14	17	13	–	–	–	6	13	10	7	4	3	1	–	–	–	–	–
4751	1	–	1	–	–	–	1	–	1	–	–	–	–	–	–	–	–	–
4752	3	3	2	–	–	–	3	2	2	–	1	–	–	–	–	–	–	–
4753	11	12	9	–	–	–	6	10	7	4	2	2	1	–	–	–	–	–
4754	8	15	15	–	–	–	5	9	14	3	6	1	–	–	–	–	–	–
4755	4	–	1	–	–	–	3	–	–	–	–	1	–	–	–	1	–	–
4759	1	–	–	–	–	–	–	–	–	1	–	–	–	–	–	–	–	–
4771	3	2	4	–	–	–	2	2	3	1	–	1	–	–	–	–	–	–
4772	–	1	1	–	–	–	–	–	1	–	1	–	–	–	–	–	–	–
4773	–	–	1	–	–	–	–	–	1	–	–	–	–	–	–	–	–	–
4781	1	1	4	–	–	–	–	1	3	–	–	1	1	–	–	–	–	–
4784	1	1	1	–	–	–	–	–	1	1	1	–	–	–	–	–	–	–
4789	4	2	1	–	–	–	2	1	–	1	1	1	–	–	–	1	–	–
4911	1	–	–	–	–	–	1	–	–	–	–	–	–	–	–	–	–	–
4921	6	6	7	–	–	–	4	4	5	2	2	2	–	–	–	–	–	–
4922	1	–	–	–	–	–	–	–	–	1	–	–	–	–	–	–	–	–
4929	–	3	2	–	–	–	–	3	1	–	–	1	–	–	–	–	–	–
4930	10	13	9	1	3	2	5	7	6	3	3	1	–	–	–	1	–	–
5021	2	1	–	–	–	–	1	1	–	1	–	–	–	–	–	–	–	–
5030	–	–	1	–	–	–	–	–	–	–	–	1	–	–	–	–	–	–
5111	3	2	–	–	–	–	3	1	–	–	1	–	–	–	–	–	–	–
5112	–	–	1	–	–	–	–	–	1	–	–	–	–	–	–	–	–	–
5211	2	–	1	–	–	–	2	–	–	–	–	–	–	–	1	–	–	–
5212	–	–	1	–	–	–	–	–	1	–	–	–	–	–	–	–	–	–
5229	–	1	–	–	–	–	–	–	–	–	1	–	–	–	–	–	–	–
5231	–	–	1	–	–	–	–	–	1	–	–	–	–	–	–	–	–	–
5239	1	–	–	–	–	–	–	–	–	1	–	–	–	–	–	–	–	–
5240	3	–	2	–	–	–	3	–	2	–	–	–	–	–	–	–	–	–
5320	1	–	–	–	–	–	–	–	–	1	–	–	–	–	–	–	–	–
5510	1	1	2	–	–	–	–	1	1	1	–	1	–	–	–	–	–	–
5590	–	2	–	–	–	–	–	1	–	–	1	–	–	–	–	–	–	–
5611	3	7	6	–	1	2	3	4	4	–	1	–	–	–	–	–	1	–
5620	2	4	2	–	–	–	2	4	–	–	–	2	–	–	–	–	–	–
6021	–	–	1	–	–	–	–	–	1	–	–	–	–	–	–	–	–	–
6190	3	6	11	–	–	1	3	5	7	–	1	3	–	–	–	–	–	–
6201	1	1	–	–	–	–	–	–	–	1	1	–	–	–	–	–	–	–
6421	1	1	–	–	–	–	1	1	–	–	–	–	–	–	–	–	–	–
6422	2	1	1	–	–	–	2	–	1	–	1	–	–	–	–	–	–	–
6423	1	–	–	–	–	–	1	–	–	–	–	–	–	–	–	–	–	–

Capítulo 35 - Amapá

35.1 - Quantidade de acidentes do trabalho liquidados, por consequência, segundo a Classificação Nacional de Atividades Econômicas (CNAE), no estado do Amapá - 2014/2016

(conclusão)

CNAE	QUANTIDADE DE ACIDENTES DO TRABALHO LIQUIDADOS																	
	Total			Consequência														
				Assistência Médica			Menos de 15 dias			Mais de 15 dias			Incapacidade Permanente			Óbito		
	2014	2015	2016	2014	2015	2016	2014	2015	2016	2014	2015	2016	2014	2015	2016	2014	2015	2016
6550	18	20	16	12	12	14	6	7	1	–	1	1	–	–	–	–	–	–
6630	2	–	–	–	–	–	–	–	–	2	–	–	–	–	–	–	–	–
6822	5	–	–	–	–	–	5	–	–	–	–	–	–	–	–	–	–	–
6912	–	1	–	–	–	–	–	1	–	–	–	–	–	–	–	–	–	–
6920	2	–	1	–	–	–	1	–	1	1	–	–	–	–	–	–	–	–
7112	11	2	2	1	–	1	10	1	–	–	–	1	–	–	–	–	1	–
7119	7	9	–	–	1	–	6	5	–	1	3	–	–	–	–	–	–	–
7210	–	4	–	–	2	–	–	2	–	–	–	–	–	–	–	–	–	–
7711	1	2	3	–	1	1	–	–	–	1	1	2	–	–	–	–	–	–
7732	–	2	–	–	1	–	–	1	–	–	–	–	–	–	–	–	–	–
7733	–	–	1	–	–	–	–	–	–	–	–	–	–	–	1	–	–	–
7739	1	1	2	–	–	–	1	1	2	–	–	–	–	–	–	–	–	–
7810	1	2	1	–	–	–	–	2	–	1	–	1	–	–	–	–	–	–
7820	3	–	–	–	–	–	1	–	–	2	–	–	–	–	–	–	–	–
7830	1	–	–	–	–	–	1	–	–	–	–	–	–	–	–	–	–	–
7911	–	–	1	–	–	–	–	–	1	–	–	–	–	–	–	–	–	–
8011	22	16	14	–	–	–	17	9	8	5	7	5	–	–	–	–	–	1
8012	1	7	11	–	–	–	1	7	5	–	–	5	–	–	–	–	–	1
8112	1	–	1	–	–	–	–	–	1	1	–	–	–	–	–	–	–	–
8121	2	4	6	–	2	–	–	–	3	2	2	3	–	–	–	–	–	–
8122	–	–	1	–	–	–	–	–	1	–	–	–	–	–	–	–	–	–
8129	1	–	–	–	–	–	–	–	–	1	–	–	–	–	–	–	–	–
8130	–	1	–	–	–	–	–	1	–	–	–	–	–	–	–	–	–	–
8211	–	–	1	–	–	–	–	–	–	–	–	1	–	–	–	–	–	–
8291	1	–	–	–	–	–	1	–	–	–	–	–	–	–	–	–	–	–
8299	1	1	3	–	–	–	1	1	2	–	–	1	–	–	–	–	–	–
8411	11	16	16	2	5	2	6	8	9	2	3	5	1	–	–	–	–	–
8511	1	1	1	–	–	1	–	–	–	1	1	–	–	–	–	–	–	–
8512	3	–	2	–	–	–	3	–	2	–	–	–	–	–	–	–	–	–
8520	–	2	1	–	–	–	–	1	1	–	1	–	–	–	–	–	–	–
8531	–	–	3	–	–	–	–	–	3	–	–	–	–	–	–	–	–	–
8532	–	–	2	–	–	–	–	–	–	–	–	2	–	–	–	–	–	–
8550	–	1	–	–	–	–	–	–	–	–	–	–	–	1	–	–	–	–
8599	5	2	1	–	–	–	4	2	1	1	–	–	–	–	–	–	–	–
8610	58	65	88	20	31	28	33	28	45	5	6	15	–	–	–	–	–	–
8640	1	1	2	–	1	–	1	–	1	–	–	1	–	–	–	–	–	–
8650	2	–	–	–	–	–	2	–	–	–	–	–	–	–	–	–	–	–
8800	2	6	7	–	–	–	2	5	3	–	1	4	–	–	–	–	–	–
9001	1	–	–	1	–	–	–	–	–	–	–	–	–	–	–	–	–	–
9103	–	1	–	–	–	–	–	–	–	–	1	–	–	–	–	–	–	–
9313	–	1	1	–	–	–	–	1	–	–	–	1	–	–	–	–	–	–
9321	1	–	–	–	–	–	1	–	–	–	–	–	–	–	–	–	–	–
9329	1	–	–	–	–	–	–	–	–	1	–	–	–	–	–	–	–	–
9412	1	–	–	–	–	–	–	–	–	1	–	–	–	–	–	–	–	–
9430	5	1	3	–	–	1	1	1	1	3	–	1	1	–	–	–	–	–
9511	–	1	–	–	1	–	–	–	–	–	–	–	–	–	–	–	–	–
9512	1	1	–	–	–	–	–	1	–	1	–	–	–	–	–	–	–	–
9601	–	1	1	–	–	–	–	1	1	–	–	–	–	–	–	–	–	–
Ignorado	275	133	164	–	–	–	2	2	–	269	117	159	4	14	5	–	–	–

Fonte: DATAPREV, CAT, SUB.
Nota: Os dados são preliminares, estando sujeitos a correções.

Capítulo 35 - Amapá

35.2 - Quantidade mensal de acidentes do trabalho liquidados, por consequência, no estado do Amapá - 2014/2016

MESES	QUANTIDADE DE ACIDENTES DO TRABALHO LIQUIDADOS																	
	Total			Consequência														
				Assistência Médica			Menos de 15 dias			Mais de 15 dias			Incapacidade Permanente			Óbito		
	2014	2015	2016	2014	2015	2016	2014	2015	2016	2014	2015	2016	2014	2015	2016	2014	2015	2016
TOTAL	**818**	**636**	**672**	**70**	**84**	**80**	**323**	**297**	**281**	**405**	**231**	**300**	**16**	**17**	**7**	**4**	**7**	**4**
Janeiro	62	53	53	4	5	7	28	22	21	28	25	25	2	1	–	–	–	–
Fevereiro	73	46	57	3	5	5	27	24	23	38	15	28	5	1	1	–	1	–
Março	53	53	55	6	7	7	23	25	21	23	20	24	1	1	1	–	–	2
Abril	69	45	65	5	4	8	23	20	34	38	18	23	3	3	–	–	–	–
Maio	70	30	64	8	9	11	24	12	27	37	7	26	–	1	–	1	1	–
Junho	66	58	68	6	11	9	30	25	24	29	19	34	–	1	1	1	2	–
Julho	73	54	50	8	5	3	25	24	25	39	22	20	1	3	1	–	–	1
Agosto	77	60	70	7	7	11	40	26	23	29	25	36	1	1	–	–	1	–
Setembro	75	55	45	5	9	5	28	24	17	42	22	23	–	–	–	–	–	–
Outubro	82	58	46	5	10	2	36	28	20	37	16	21	3	4	2	1	–	1
Novembro	71	66	49	11	6	9	23	36	25	36	22	14	–	1	1	1	1	–
Dezembro	47	58	50	2	6	3	16	31	21	29	20	26	–	–	–	–	1	–

Fonte: DATAPREV, CAT, SUB.
Nota: Os dados são preliminares, estando sujeitos a correções.

DISTRIBUIÇÃO DE ACIDENTES DO TRABALHO LIQUIDADOS, POR CONSEQUÊNCIA, NO ESTADO DO AMAPÁ - 2016

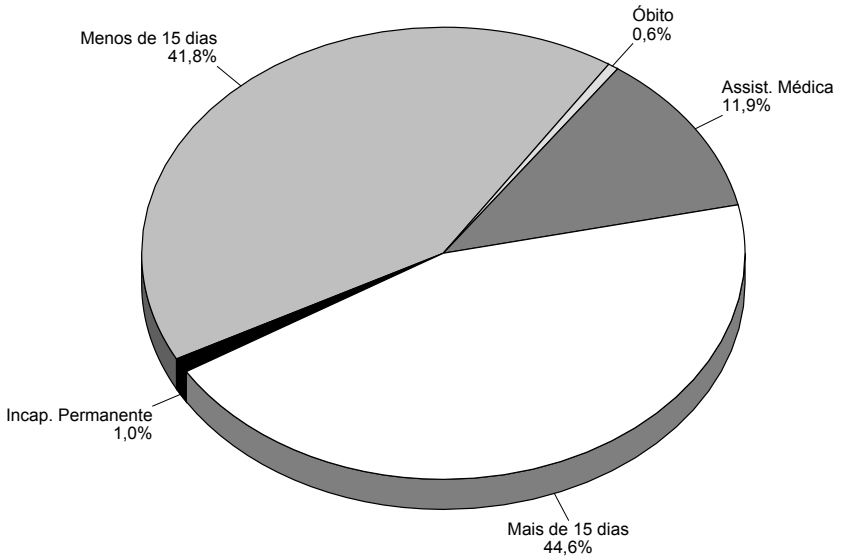

Fonte: DATAPREV, CAT, SUB.

Capítulo 36 - Tocantins

36.1 - Quantidade de acidentes do trabalho liquidados, por consequência, segundo a Classificação Nacional de Atividades Econômicas (CNAE), no estado de Tocantins - 2014/2016

(continua)

CNAE	QUANTIDADE DE ACIDENTES DO TRABALHO LIQUIDADOS																	
	Total			Consequência														
				Assistência Médica			Menos de 15 dias			Mais de 15 dias			Incapacidade Permanente			Óbito		
	2014	2015	2016	2014	2015	2016	2014	2015	2016	2014	2015	2016	2014	2015	2016	2014	2015	2016
TOTAL	**1.609**	**1.471**	**1.545**	**108**	**148**	**194**	**762**	**883**	**895**	**671**	**382**	**412**	**50**	**38**	**29**	**18**	**20**	**15**
0111	19	8	8	–	–	–	11	5	6	8	3	2	–	–	–	–	–	–
0112	10	2	1	–	–	–	–	–	1	10	2	–	–	–	–	–	–	–
0113	–	–	1	–	–	–	–	–	1	–	–	–	–	–	–	–	–	–
0115	18	14	15	–	–	–	13	13	13	5	1	2	–	–	–	–	–	–
0119	3	2	–	–	–	–	1	1	–	1	1	–	–	–	–	1	–	–
0121	3	1	1	–	–	–	–	–	–	3	1	1	–	–	–	–	–	–
0131	–	1	–	–	–	–	–	1	–	–	–	–	–	–	–	–	–	–
0133	–	2	–	–	–	–	–	2	–	–	–	–	–	–	–	–	–	–
0139	1	2	–	–	–	–	–	1	–	1	–	–	–	–	–	–	1	–
0141	29	23	51	–	–	4	24	20	34	4	3	13	–	–	–	1	–	–
0151	56	38	33	–	1	–	43	32	27	13	4	5	–	–	–	–	1	1
0152	–	1	1	–	–	–	–	1	–	–	–	1	–	–	–	–	–	–
0154	–	–	1	–	–	–	–	–	1	–	–	–	–	–	–	–	–	–
0155	6	9	9	–	–	–	4	6	5	2	3	4	–	–	–	–	–	–
0161	4	8	10	–	–	–	3	8	9	1	–	1	–	–	–	–	–	–
0162	3	1	3	–	–	–	3	1	3	–	–	–	–	–	–	–	–	–
0163	–	–	1	–	–	–	–	–	1	–	–	–	–	–	–	–	–	–
0210	6	4	6	–	–	1	4	4	4	2	–	1	–	–	–	–	–	–
0220	3	2	–	–	–	–	1	2	–	2	–	–	–	–	–	–	–	–
0230	6	–	–	1	–	–	5	–	–	–	–	–	–	–	–	–	–	–
0322	–	–	1	–	–	–	–	–	1	–	–	–	–	–	–	–	–	–
0710	–	1	–	–	–	–	–	–	–	–	1	–	–	–	–	–	–	–
0724	1	–	–	–	–	–	1	–	–	–	–	–	–	–	–	–	–	–
0810	16	12	4	1	–	–	11	9	3	2	2	1	1	–	–	1	1	–
0891	1	–	2	–	–	–	1	–	2	–	–	–	–	–	–	–	–	–
0893	2	–	–	–	–	–	1	–	–	1	–	–	–	–	–	–	–	–
0899	–	–	1	–	–	–	–	–	–	–	–	1	–	–	–	–	–	–
1011	82	88	105	–	6	19	42	66	73	39	15	13	–	–	–	1	1	–
1012	8	28	15	–	2	–	5	13	12	3	13	3	–	–	–	–	–	–
1013	1	4	6	–	–	–	1	2	5	–	2	1	–	–	–	–	–	–
1020	2	–	–	1	–	–	–	–	–	1	–	–	–	–	–	–	–	–
1031	–	–	1	–	–	–	–	–	–	–	–	1	–	–	–	–	–	–
1041	1	1	–	–	–	–	–	–	–	–	1	–	1	–	–	–	–	–
1051	1	–	1	–	–	–	–	–	1	1	–	–	–	–	–	–	–	–
1052	8	4	7	–	–	–	3	3	6	5	1	1	–	–	–	–	–	–
1053	–	1	–	–	–	–	–	–	–	–	1	–	–	–	–	–	–	–
1061	13	19	16	1	1	–	9	16	14	3	2	2	–	–	–	–	–	–
1064	1	–	–	–	–	–	–	–	–	1	–	–	–	–	–	–	–	–
1066	8	7	10	–	–	–	5	5	8	3	2	2	–	–	–	–	–	–
1069	2	–	–	–	–	–	1	–	–	1	–	–	–	–	–	–	–	–
1091	3	9	1	–	–	–	2	6	1	1	3	–	–	–	–	–	–	–
1094	–	–	1	–	–	–	–	–	1	–	–	–	–	–	–	–	–	–
1099	6	1	3	–	–	–	5	1	–	–	–	3	–	–	–	1	–	–
1113	4	–	–	–	–	–	–	–	–	4	–	–	–	–	–	–	–	–
1121	1	1	–	–	–	–	–	1	–	1	–	–	–	–	–	–	–	–
1122	–	1	–	–	–	–	–	1	–	–	–	–	–	–	–	–	–	–
1220	1	–	–	–	–	–	–	–	–	1	–	–	–	–	–	–	–	–
1353	–	1	1	–	–	–	–	1	–	–	–	1	–	–	–	–	–	–
1411	1	–	–	–	–	–	–	–	–	1	–	–	–	–	–	–	–	–
1414	–	1	1	–	–	–	–	1	1	–	–	–	–	–	–	–	–	–
1510	13	3	9	–	–	–	12	3	8	1	–	1	–	–	–	–	–	–
1610	6	1	6	–	–	–	–	–	3	5	–	3	1	1	–	–	–	–
1731	–	1	–	–	–	–	–	–	–	–	1	–	–	–	–	–	–	–
1813	–	3	1	–	–	–	–	2	1	–	1	–	–	–	–	–	–	–
1822	1	–	–	–	–	–	1	–	–	–	–	–	–	–	–	–	–	–
1931	17	16	23	15	14	22	1	2	1	1	–	–	–	–	–	–	–	–
1932	5	18	2	–	1	–	5	14	2	–	3	–	–	–	–	–	–	–
2013	17	1	3	4	–	–	8	1	3	5	–	–	–	–	–	–	–	–
2071	12	9	5	–	–	–	12	9	5	–	–	–	–	–	–	–	–	–
2092	2	3	1	–	–	–	–	3	–	2	–	1	–	–	–	–	–	–
2212	4	4	2	–	1	–	4	3	2	–	–	–	–	–	–	–	–	–
2219	3	–	1	–	–	–	–	–	–	3	–	1	–	–	–	–	–	–
2222	2	2	–	–	–	–	2	1	–	–	1	–	–	–	–	–	–	–
2229	–	1	4	–	–	–	–	1	3	–	–	1	–	–	–	–	–	–
2311	3	2	–	–	–	–	2	1	–	1	1	–	–	–	–	–	–	–
2320	2	3	2	2	3	1	–	–	–	–	–	1	–	–	–	–	–	–
2330	8	9	4	–	–	–	3	8	4	5	1	–	–	–	–	–	–	–
2341	2	2	–	–	–	–	1	2	–	1	–	–	–	–	–	–	–	–
2342	15	10	8	–	–	–	7	6	6	8	4	2	–	–	–	–	–	–
2391	1	1	–	–	–	–	1	–	–	–	1	–	–	–	–	–	–	–
2452	1	–	–	–	–	–	–	–	–	1	–	–	–	–	–	–	–	–

Capítulo 36 - Tocantins

36.1 - Quantidade de acidentes do trabalho liquidados, por consequência, segundo a Classificação Nacional de Atividades Econômicas (CNAE), no estado de Tocantins - 2014/2016

(continuação)

CNAE	QUANTIDADE DE ACIDENTES DO TRABALHO LIQUIDADOS																	
	Total			Consequência														
				Assistência Médica			Menos de 15 dias			Mais de 15 dias			Incapacidade Permanente			Óbito		
	2014	2015	2016	2014	2015	2016	2014	2015	2016	2014	2015	2016	2014	2015	2016	2014	2015	2016
2511	5	2	3	–	1	–	2	–	1	3	1	2	–	–	–	–	–	–
2512	1	–	1	–	–	–	1	–	–	–	–	1	–	–	–	–	–	–
2513	–	1	–	–	–	–	–	1	–	–	–	–	–	–	–	–	–	–
2521	2	–	–	–	–	–	1	–	–	1	–	–	–	–	–	–	–	–
2539	–	1	1	–	–	–	–	–	–	–	1	1	–	–	–	–	–	–
2592	–	–	1	–	–	–	–	–	–	–	–	1	–	–	–	–	–	–
2599	1	1	1	–	–	–	1	1	1	–	–	–	–	–	–	–	–	–
2790	–	3	8	–	–	–	–	3	6	–	–	1	–	–	–	–	–	1
2811	2	–	–	–	–	–	–	–	–	2	–	–	–	–	–	–	–	–
2812	–	1	1	–	–	–	–	1	–	–	–	1	–	–	–	–	–	–
2822	–	–	1	–	–	–	–	–	1	–	–	–	–	–	–	–	–	–
2829	–	5	–	–	–	–	–	4	–	–	–	–	–	–	–	–	1	–
2869	2	–	–	–	–	–	2	–	–	–	–	–	–	–	–	–	–	–
2930	4	–	3	–	–	–	3	–	2	1	–	1	–	–	–	–	–	–
2950	2	–	1	–	–	–	1	–	1	1	–	–	–	–	–	–	–	–
3011	2	–	–	–	–	–	1	–	–	1	–	–	–	–	–	–	–	–
3101	–	2	3	–	1	–	–	1	2	–	–	1	–	–	–	–	–	–
3102	–	–	1	–	–	–	–	–	–	–	–	1	–	–	–	–	–	–
3211	1	2	–	–	–	–	1	1	–	–	1	–	–	–	–	–	–	–
3230	2	1	–	–	–	–	–	–	–	2	1	–	–	–	–	–	–	–
3250	1	1	–	–	–	–	1	1	–	–	–	–	–	–	–	–	–	–
3299	–	–	1	–	–	–	–	–	1	–	–	–	–	–	–	–	–	–
3314	9	8	5	–	–	–	7	5	4	1	3	1	1	–	–	–	–	–
3316	1	–	–	–	–	–	–	–	–	–	–	–	1	–	–	–	–	–
3321	–	5	–	–	–	–	–	3	–	–	1	–	–	–	–	–	1	–
3511	5	2	2	3	–	1	2	1	1	–	–	–	–	–	–	–	1	–
3512	5	3	7	2	1	4	3	1	3	–	–	–	–	–	–	–	1	–
3514	25	58	61	5	24	41	20	34	18	–	–	2	–	–	–	–	–	–
3600	4	16	14	–	–	–	1	14	13	2	1	1	1	–	–	–	1	–
3702	–	–	1	–	–	–	–	–	1	–	–	–	–	–	–	–	–	–
3811	2	6	7	–	–	–	2	5	7	–	1	–	–	–	–	–	–	–
3822	–	1	–	–	–	–	–	1	–	–	–	–	–	–	–	–	–	–
3839	1	6	6	–	–	–	–	1	3	1	5	3	–	–	–	–	–	–
4110	7	14	17	1	1	1	5	11	13	1	2	3	–	–	–	–	–	–
4120	92	63	52	5	2	4	56	51	36	27	10	11	4	–	–	–	–	1
4211	16	14	28	–	4	2	11	10	18	4	–	7	–	–	–	1	–	1
4212	3	–	1	–	–	–	2	–	1	–	–	–	1	–	–	–	–	–
4221	45	52	96	3	4	12	26	41	72	13	6	9	2	–	–	1	1	3
4222	–	3	5	–	1	–	–	2	5	–	–	–	–	–	–	–	–	–
4292	3	3	3	1	–	–	2	3	2	–	–	1	–	–	–	–	–	–
4299	7	2	–	–	–	–	4	2	–	–	–	–	3	–	–	–	–	–
4312	3	–	–	–	–	–	2	–	–	–	–	–	–	–	–	1	–	–
4313	4	6	–	–	–	–	1	3	–	3	2	–	–	–	–	–	1	–
4319	1	–	–	–	–	–	–	–	–	–	–	–	1	–	–	–	–	–
4321	20	14	4	–	–	2	11	10	–	7	4	2	2	–	–	–	–	–
4322	–	2	2	–	–	–	–	1	2	–	1	–	–	–	–	–	–	–
4329	3	–	–	–	–	–	1	–	–	2	–	–	–	–	–	–	–	–
4330	3	1	1	–	–	–	2	–	1	1	1	–	–	–	–	–	–	–
4391	2	–	1	–	–	–	2	–	–	–	–	1	–	–	–	–	–	–
4399	3	1	1	–	–	–	2	–	–	1	1	1	–	–	–	–	–	–
4511	13	6	6	–	–	–	7	5	6	6	1	–	–	–	–	–	–	–
4520	4	5	3	–	–	–	2	4	2	1	–	1	–	–	–	1	1	–
4530	12	11	13	–	–	–	4	8	9	8	3	4	–	–	–	–	–	–
4541	3	4	–	–	–	–	–	4	–	3	–	–	–	–	–	–	–	–
4543	1	1	–	–	–	–	–	1	–	1	–	–	–	–	–	–	–	–
4614	–	1	–	–	–	–	–	1	–	–	–	–	–	–	–	–	–	–
4622	2	1	1	–	–	–	2	1	1	–	–	–	–	–	–	–	–	–
4623	1	–	2	–	–	–	1	–	2	–	–	–	–	–	–	–	–	–
4631	2	1	–	–	–	–	2	–	–	–	1	–	–	–	–	–	–	–
4632	1	–	2	–	–	–	1	–	2	–	–	–	–	–	–	–	–	–
4633	4	–	2	–	–	–	1	–	2	2	–	–	–	–	–	1	–	–
4634	2	2	1	–	–	–	1	–	1	1	2	–	–	–	–	–	–	–
4635	15	15	10	–	–	–	13	11	9	2	4	1	–	–	–	–	–	–
4637	3	1	–	–	–	–	2	–	–	1	1	–	–	–	–	–	–	–
4639	23	4	3	–	–	–	18	3	1	4	1	2	1	–	–	–	–	–
4641	1	–	1	–	–	–	–	–	1	1	–	–	–	–	–	–	–	–
4642	1	–	–	–	–	–	1	–	–	–	–	–	–	–	–	–	–	–
4644	–	3	2	–	–	–	–	3	–	–	–	2	–	–	–	–	–	–
4646	–	–	1	–	–	–	–	–	–	–	–	1	–	–	–	–	–	–
4647	1	–	–	–	–	–	1	–	–	–	–	–	–	–	–	–	–	–
4649	4	4	5	1	–	–	3	3	3	–	1	2	–	–	–	–	–	–
4651	1	–	1	–	–	–	–	–	–	1	–	1	–	–	–	–	–	–
4661	3	–	–	–	–	–	1	–	–	2	–	–	–	–	–	–	–	–
4671	–	1	–	–	–	–	–	1	–	–	–	–	–	–	–	–	–	–
4672	–	3	6	–	–	2	–	2	4	–	1	–	–	–	–	–	–	–
4679	2	3	–	1	1	–	–	2	–	1	–	–	–	–	–	–	–	–
4681	–	1	–	–	–	–	–	1	–	–	–	–	–	–	–	–	–	–

Capítulo 36 - Tocantins

36.1 - Quantidade de acidentes do trabalho liquidados, por consequência, segundo a Classificação Nacional de Atividades Econômicas (CNAE), no estado de Tocantins - 2014/2016

(continuação)

CNAE	QUANTIDADE DE ACIDENTES DO TRABALHO LIQUIDADOS																	
	Total			Consequência														
				Assistência Médica			Menos de 15 dias			Mais de 15 dias			Incapacidade Permanente			Óbito		
	2014	2015	2016	2014	2015	2016	2014	2015	2016	2014	2015	2016	2014	2015	2016	2014	2015	2016
4682	2	3	2	1	–	–	–	3	1	1	–	1	–	–	–	–	–	–
4683	–	1	–	–	–	–	–	1	–	–	–	–	–	–	–	–	–	–
4687	–	–	1	–	–	–	–	–	1	–	–	–	–	–	–	–	–	–
4689	–	–	4	–	–	–	–	–	4	–	–	–	–	–	–	–	–	–
4691	–	2	–	–	–	–	–	2	–	–	–	–	–	–	–	–	–	–
4693	1	–	–	–	–	–	1	–	–	–	–	–	–	–	–	–	–	–
4711	28	23	25	–	–	–	20	19	19	8	4	5	–	–	1	–	–	–
4712	2	5	4	–	–	–	1	3	1	–	2	3	1	–	–	–	–	–
4713	1	4	2	–	–	–	–	3	–	1	–	2	–	–	–	–	1	–
4721	2	1	–	–	–	–	–	–	–	2	1	–	–	–	–	–	–	–
4722	–	–	1	–	–	–	–	–	1	–	–	–	–	–	–	–	–	–
4723	3	2	–	–	–	–	2	2	–	1	–	–	–	–	–	–	–	–
4724	1	–	–	–	–	–	–	–	–	1	–	–	–	–	–	–	–	–
4729	1	3	4	–	–	1	1	1	3	–	2	–	–	–	–	–	–	–
4731	17	13	5	1	1	–	5	11	3	10	1	2	–	–	–	1	–	–
4741	1	1	1	–	–	–	1	1	1	–	–	–	–	–	–	–	–	–
4742	2	4	3	–	1	–	1	3	3	1	–	–	–	–	–	–	–	–
4743	–	2	1	–	–	1	–	1	–	–	1	–	–	–	–	–	–	–
4744	14	6	9	–	1	–	5	4	6	8	1	2	–	–	–	1	–	1
4751	–	3	2	–	–	–	–	3	2	–	–	–	–	–	–	–	–	–
4752	1	–	2	–	–	–	–	–	2	1	–	–	–	–	–	–	–	–
4753	6	2	6	–	–	–	4	2	5	1	–	–	1	–	–	–	–	1
4754	2	5	4	–	–	–	2	4	3	–	1	1	–	–	–	–	–	–
4755	5	3	1	–	–	–	3	2	1	2	1	–	–	–	–	–	–	–
4757	–	1	2	–	–	–	–	1	2	–	–	–	–	–	–	–	–	–
4759	–	1	2	–	–	–	–	1	1	–	–	1	–	–	–	–	–	–
4761	1	–	1	–	–	–	–	–	1	1	–	–	–	–	–	–	–	–
4763	–	–	2	–	–	–	–	–	1	–	–	1	–	–	–	–	–	–
4771	3	4	8	–	1	2	2	2	3	1	1	3	–	–	–	–	–	–
4772	–	2	–	–	–	–	–	2	–	–	–	–	–	–	–	–	–	–
4774	–	1	–	–	–	–	–	1	–	–	–	–	–	–	–	–	–	–
4781	6	1	3	–	–	–	2	1	3	4	–	–	–	–	–	–	–	–
4782	1	1	–	–	–	–	1	1	–	–	–	–	–	–	–	–	–	–
4784	3	–	4	–	–	–	2	–	1	1	–	3	–	–	–	–	–	–
4789	6	8	8	1	–	–	3	6	7	2	2	1	–	–	–	–	–	–
4911	2	3	7	2	1	2	–	2	5	–	–	–	–	–	–	–	–	–
4921	1	2	1	–	–	–	1	1	1	–	1	–	–	–	–	–	–	–
4922	6	1	2	–	–	–	3	1	1	3	–	1	–	–	–	–	–	–
4923	1	–	–	–	–	–	–	–	–	1	–	–	–	–	–	–	–	–
4929	3	3	1	–	–	–	3	2	1	–	1	–	–	–	–	–	–	–
4930	41	49	33	2	3	2	21	29	20	15	13	10	1	–	–	2	4	1
5111	4	5	–	–	–	–	1	3	–	3	2	–	–	–	–	–	–	–
5120	–	–	1	–	–	–	–	–	1	–	–	–	–	–	–	–	–	–
5211	5	2	4	–	–	–	2	2	3	3	–	1	–	–	–	–	–	–
5212	2	1	–	–	–	–	1	–	–	1	1	–	–	–	–	–	–	–
5229	1	–	2	–	–	–	1	–	1	–	–	–	–	–	–	–	–	1
5232	–	1	–	–	–	–	–	–	–	–	1	–	–	–	–	–	–	–
5240	5	4	6	–	–	–	5	3	6	–	1	–	–	–	–	–	–	–
5310	49	66	59	2	5	1	39	41	46	6	20	12	2	–	–	–	–	–
5320	2	4	3	–	–	–	1	3	2	1	1	1	–	–	–	–	–	–
5510	9	2	4	–	–	–	5	1	2	4	1	2	–	–	–	–	–	–
5611	11	13	15	–	1	–	5	8	11	5	4	4	1	–	–	–	–	–
5620	–	2	–	–	–	–	–	2	–	–	–	–	–	–	–	–	–	–
5811	1	–	–	–	–	–	–	–	–	1	–	–	–	–	–	–	–	–
5822	2	–	4	–	–	–	1	–	4	1	–	–	–	–	–	–	–	–
5911	–	1	1	–	–	–	–	–	1	–	1	–	–	–	–	–	–	–
6010	–	1	–	–	–	–	–	–	–	–	1	–	–	–	–	–	–	–
6021	–	3	–	–	–	–	–	2	–	–	1	–	–	–	–	–	–	–
6110	–	3	1	–	–	–	–	2	1	–	1	–	–	–	–	–	–	–
6120	1	2	–	–	–	–	–	2	–	1	–	–	–	–	–	–	–	–
6190	–	–	1	–	–	–	–	–	–	–	–	1	–	–	–	–	–	–
6204	–	1	–	–	–	–	–	1	–	–	–	–	–	–	–	–	–	–
6209	3	1	1	–	–	–	2	1	1	1	–	–	–	–	–	–	–	–
6311	1	–	3	–	–	–	1	–	2	–	–	1	–	–	–	–	–	–
6421	1	–	–	–	–	–	1	–	–	–	–	–	–	–	–	–	–	–
6422	12	6	6	2	2	–	6	4	4	2	–	2	2	–	–	–	–	–
6462	3	1	–	–	–	–	3	–	–	–	1	–	–	–	–	–	–	–
6493	–	1	–	–	–	–	–	1	–	–	–	–	–	–	–	–	–	–
6550	2	1	1	2	1	–	–	–	1	–	–	–	–	–	–	–	–	–
6810	1	1	3	1	–	–	–	1	1	–	–	2	–	–	–	–	–	–
6821	1	–	–	–	–	–	–	–	–	1	–	–	–	–	–	–	–	–
6822	1	1	1	–	–	–	1	–	1	–	1	–	–	–	–	–	–	–
6912	–	–	1	–	–	–	–	–	–	–	–	1	–	–	–	–	–	–
6920	1	3	7	–	–	–	–	1	5	1	2	2	–	–	–	–	–	–
7020	1	3	17	–	1	2	1	2	9	–	–	6	–	–	–	–	–	–
7112	6	3	15	–	1	1	4	1	7	2	1	5	–	–	–	–	–	2
7119	2	1	2	–	–	–	1	1	2	1	–	–	–	–	–	–	–	–

Capítulo 36 - Tocantins

36.1 - Quantidade de acidentes do trabalho liquidados, por consequência, segundo a Classificação Nacional de Atividades Econômicas (CNAE), no estado de Tocantins - 2014/2016

(conclusão)

CNAE	QUANTIDADE DE ACIDENTES DO TRABALHO LIQUIDADOS																	
	Total			Consequência														
				Assistência Médica			Menos de 15 dias			Mais de 15 dias			Incapacidade Permanente			Óbito		
	2014	2015	2016	2014	2015	2016	2014	2015	2016	2014	2015	2016	2014	2015	2016	2014	2015	2016
7210	5	5	1	3	–	–	–	5	1	2	–	–	–	–	–	–	–	–
7420	–	2	–	–	–	–	–	1	–	–	1	–	–	–	–	–	–	–
7490	2	7	4	–	1	–	2	4	3	–	2	–	–	–	–	–	–	1
7500	–	1	–	–	–	–	–	1	–	–	–	–	–	–	–	–	–	–
7711	1	2	1	–	–	–	–	–	1	1	2	–	–	–	–	–	–	–
7731	1	2	–	–	–	–	1	1	–	–	–	–	–	–	–	–	1	–
7732	–	1	–	–	–	–	–	–	–	–	1	–	–	–	–	–	–	–
7739	–	2	4	–	–	–	–	2	3	–	–	1	–	–	–	–	–	–
7810	1	–	–	–	–	–	1	–	–	–	–	–	–	–	–	–	–	–
7820	1	–	–	–	–	–	1	–	–	–	–	–	–	–	–	–	–	–
7830	–	–	2	–	–	2	–	–	–	–	–	–	–	–	–	–	–	–
7911	1	–	1	–	–	–	–	–	1	1	–	–	–	–	–	–	–	–
8011	5	3	3	–	–	–	2	2	2	2	1	1	1	–	–	–	–	–
8012	1	1	2	–	–	–	1	1	2	–	–	–	–	–	–	–	–	–
8020	–	6	4	–	2	1	–	4	2	–	–	1	–	–	–	–	–	–
8030	1	–	–	–	–	–	–	–	–	1	–	–	–	–	–	–	–	–
8111	–	–	1	–	–	–	–	–	–	–	–	1	–	–	–	–	–	–
8112	1	1	4	–	–	–	–	1	4	–	–	–	1	–	–	–	–	–
8121	8	5	5	–	–	–	6	4	3	2	1	2	–	–	–	–	–	–
8122	1	–	–	–	–	–	–	–	–	1	–	–	–	–	–	–	–	–
8129	–	3	–	–	–	–	–	2	–	–	1	–	–	–	–	–	–	–
8130	3	–	–	–	–	–	–	–	–	3	–	–	–	–	–	–	–	–
8211	1	–	1	–	–	–	1	–	1	–	–	–	–	–	–	–	–	–
8219	–	–	2	–	–	–	–	–	1	–	–	1	–	–	–	–	–	–
8220	–	7	7	–	–	1	–	7	3	–	–	3	–	–	–	–	–	–
8299	–	1	1	–	–	–	–	1	1	–	–	–	–	–	–	–	–	–
8411	16	11	9	–	–	–	7	8	7	–	2	1	7	–	1	2	1	–
8423	–	1	–	–	–	–	–	1	–	–	–	–	–	–	–	–	–	–
8424	–	–	1	–	–	–	–	–	1	–	–	–	–	–	–	–	–	–
8511	5	4	2	–	–	1	–	–	–	5	4	1	–	–	–	–	–	–
8512	1	–	–	–	–	–	1	–	–	–	–	–	–	–	–	–	–	–
8513	2	6	13	1	–	2	1	6	11	–	–	–	–	–	–	–	–	–
8520	11	15	12	1	–	1	9	15	10	1	–	1	–	–	–	–	–	–
8531	–	2	3	–	–	–	–	1	2	–	1	1	–	–	–	–	–	–
8532	2	8	7	–	1	–	1	7	7	1	–	–	–	–	–	–	–	–
8541	2	1	1	–	–	–	1	1	1	1	–	–	–	–	–	–	–	–
8599	26	10	15	1	–	1	23	8	12	2	2	2	–	–	–	–	–	–
8610	45	74	37	33	50	27	11	24	9	1	–	1	–	–	–	–	–	–
8630	3	2	1	1	–	–	1	2	1	1	–	–	–	–	–	–	–	–
8640	15	12	12	7	6	6	8	5	5	–	1	1	–	–	–	–	–	–
8650	1	–	–	–	–	–	–	–	–	1	–	–	–	–	–	–	–	–
8660	–	–	13	–	–	6	–	–	7	–	–	–	–	–	–	–	–	–
8800	1	3	2	–	–	–	1	3	2	–	–	–	–	–	–	–	–	–
9001	1	–	1	–	–	–	1	–	1	–	–	–	–	–	–	–	–	–
9319	–	–	1	–	–	–	–	–	1	–	–	–	–	–	–	–	–	–
9329	1	–	–	–	–	–	–	–	–	1	–	–	–	–	–	–	–	–
9412	–	–	1	–	–	–	–	–	1	–	–	–	–	–	–	–	–	–
9420	2	1	–	–	–	–	2	–	–	–	1	–	–	–	–	–	–	–
9430	1	2	4	–	–	–	–	1	3	1	1	1	–	–	–	–	–	–
9491	–	–	2	–	–	–	–	–	1	–	–	1	–	–	–	–	–	–
9493	–	–	2	–	–	–	–	–	2	–	–	–	–	–	–	–	–	–
9499	1	1	21	–	–	17	1	1	4	–	–	–	–	–	–	–	–	–
9511	1	1	1	–	–	–	–	1	–	–	–	1	–	–	–	1	–	–
9521	3	–	–	–	–	–	–	–	–	2	–	–	1	–	–	–	–	–
9529	–	2	8	–	–	1	–	1	5	–	1	2	–	–	–	–	–	–
9602	1	–	–	–	–	–	–	–	–	1	–	–	–	–	–	–	–	–
9603	1	–	1	–	–	–	–	–	1	1	–	–	–	–	–	–	–	–
9609	1	–	1	–	–	–	1	–	1	–	–	–	–	–	–	–	–	–
Ignorado	311	220	234	–	–	–	19	25	28	279	157	178	12	37	27	1	1	1

Fonte: DATAPREV, CAT, SUB.
Nota: Os dados são preliminares, estando sujeitos a correções.

Capítulo 36 - Tocantins

36.2 - Quantidade mensal de acidentes do trabalho liquidados, por consequência, no estado de Tocantins - 2014/2016

MESES	QUANTIDADE DE ACIDENTES DO TRABALHO LIQUIDADOS																	
	Total			Consequência														
				Assistência Médica			Menos de 15 dias			Mais de 15 dias			Incapacidade Permanente			Óbito		
	2014	2015	2016	2014	2015	2016	2014	2015	2016	2014	2015	2016	2014	2015	2016	2014	2015	2016
TOTAL	**1.609**	**1.471**	**1.545**	**108**	**148**	**194**	**762**	**883**	**895**	**671**	**382**	**412**	**50**	**38**	**29**	**18**	**20**	**15**
Janeiro	110	119	110	10	11	10	52	67	55	45	37	43	3	3	2	–	1	–
Fevereiro	141	82	112	6	12	12	66	41	65	64	26	35	4	3	–	1	–	–
Março	117	123	141	11	9	15	57	83	72	46	25	48	1	4	5	2	2	1
Abril	108	116	131	8	9	27	50	75	69	46	23	32	3	6	3	1	3	–
Maio	149	149	147	18	18	18	63	83	88	62	44	38	4	2	3	2	2	–
Junho	127	102	152	7	6	15	55	60	89	61	30	45	2	6	3	2	–	–
Julho	136	141	132	6	12	15	63	84	89	60	39	24	6	3	1	1	3	3
Agosto	151	148	141	9	15	24	61	94	73	74	35	42	6	3	1	1	1	1
Setembro	153	132	115	12	12	14	78	85	76	55	29	20	5	1	3	3	5	2
Outubro	157	116	131	10	13	18	75	70	81	64	28	28	5	4	2	3	1	2
Novembro	149	124	136	5	16	16	79	76	78	56	30	35	7	1	5	2	1	2
Dezembro	111	119	97	6	15	10	63	65	60	38	36	22	4	2	1	–	1	4

Fonte: DATAPREV, CAT, SUB.
Nota: Os dados são preliminares, estando sujeitos a correções.

DISTRIBUIÇÃO DE ACIDENTES DO TRABALHO LIQUIDADOS, POR CONSEQUÊNCIA, NO ESTADO DE TOCANTINS - 2016

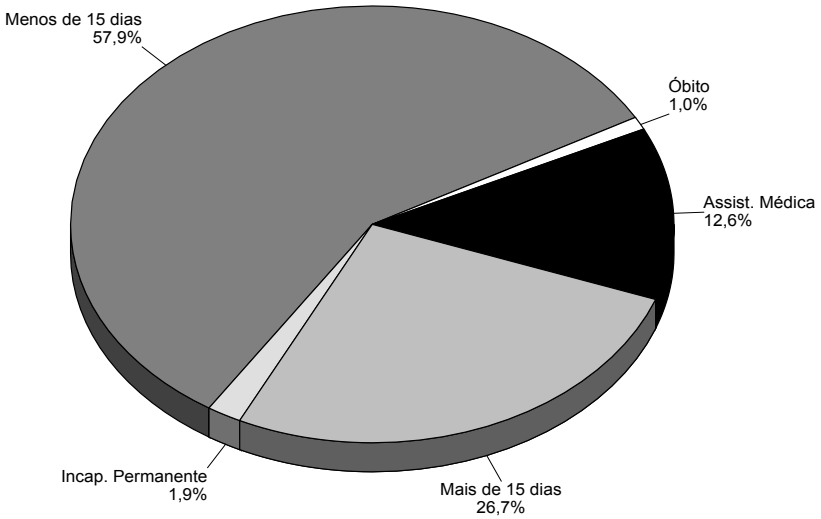

Fonte: DATAPREV, CAT, SUB.

Capítulo 37 - Maranhão

37.1 - Quantidade de acidentes do trabalho liquidados, por consequência, segundo a Classificação Nacional de Atividades Econômicas (CNAE), no estado do Maranhão - 2014/2016

(continua)

CNAE	QUANTIDADE DE ACIDENTES DO TRABALHO LIQUIDADOS																	
	Total			Consequência														
				Assistência Médica			Menos de 15 dias			Mais de 15 dias			Incapacidade Permanente			Óbito		
	2014	2015	2016	2014	2015	2016	2014	2015	2016	2014	2015	2016	2014	2015	2016	2014	2015	2016
TOTAL	**5.833**	**4.976**	**4.508**	**817**	**679**	**537**	**2.110**	**2.296**	**1.961**	**2.622**	**1.777**	**1.803**	**246**	**184**	**173**	**38**	**40**	**34**
0111	29	11	4	–	–	–	2	2	2	27	9	2	–	–	–	–	–	–
0112	7	1	1	–	–	–	–	–	–	7	1	–	–	–	1	–	–	–
0113	76	31	9	–	–	–	66	27	6	10	4	3	–	–	–	–	–	–
0114	1	–	–	–	–	–	–	–	–	1	–	–	–	–	–	–	–	–
0115	31	25	20	–	–	–	24	15	14	2	10	6	2	–	–	3	–	–
0116	–	1	–	–	–	–	–	1	–	–	–	–	–	–	–	–	–	–
0121	1	5	3	–	–	–	–	–	–	1	5	3	–	–	–	–	–	–
0139	1	–	–	–	–	–	–	–	–	1	–	–	–	–	–	–	–	–
0141	3	7	10	–	–	–	3	5	9	–	2	1	–	–	–	–	–	–
0142	1	2	1	–	–	1	1	2	–	–	–	–	–	–	–	–	–	–
0151	14	15	8	–	–	–	13	14	7	1	1	1	–	–	–	–	–	–
0152	1	–	–	–	–	–	1	–	–	–	–	–	–	–	–	–	–	–
0154	–	1	–	–	–	–	–	1	–	–	–	–	–	–	–	–	–	–
0155	9	4	9	1	–	–	6	2	5	2	2	4	–	–	–	–	–	–
0161	7	14	12	1	–	–	5	11	7	1	3	4	–	–	–	–	–	1
0162	5	2	2	–	–	–	3	2	2	–	–	–	1	–	–	1	–	–
0163	1	1	4	–	–	–	–	–	2	1	1	2	–	–	–	–	–	–
0210	91	96	36	4	6	2	77	86	29	8	3	4	2	–	–	–	1	1
0220	–	1	2	–	–	–	–	–	2	–	1	–	–	–	–	–	–	–
0230	60	30	21	10	4	2	37	24	16	9	2	2	1	–	–	3	–	1
0312	1	–	–	–	–	–	1	–	–	–	–	–	–	–	–	–	–	–
0600	–	–	5	–	–	2	–	–	3	–	–	–	–	–	–	–	–	–
0710	10	14	4	6	12	1	4	2	2	–	–	1	–	–	–	–	–	–
0724	79	6	–	73	6	–	6	–	–	–	–	–	–	–	–	–	–	–
0810	20	16	11	3	4	3	15	10	7	2	2	1	–	–	–	–	–	–
0891	1	–	1	–	–	–	1	–	1	–	–	–	–	–	–	–	–	–
0893	4	3	4	4	3	3	–	–	–	–	–	1	–	–	–	–	–	–
0899	3	1	2	–	–	–	2	1	2	–	–	–	1	–	–	–	–	–
0910	3	3	–	3	1	–	–	1	–	–	1	–	–	–	–	–	–	–
0990	2	3	2	1	2	2	–	1	–	1	–	–	–	–	–	–	–	–
1011	35	38	38	1	10	10	21	22	25	11	6	3	2	–	–	–	–	–
1012	10	6	3	–	–	–	1	1	1	9	5	2	–	–	–	–	–	–
1013	–	1	–	–	–	–	–	1	–	–	–	–	–	–	–	–	–	–
1041	7	7	2	3	–	–	1	7	2	1	–	–	1	–	–	1	–	–
1042	–	–	1	–	–	–	–	–	–	–	–	1	–	–	–	–	–	–
1052	2	3	4	–	–	–	–	3	3	2	–	–	–	–	–	–	–	1
1061	1	1	1	–	–	–	–	–	1	1	1	–	–	–	–	–	–	–
1062	4	8	4	–	–	–	2	8	2	2	–	2	–	–	–	–	–	–
1066	3	7	4	–	–	–	2	5	3	1	1	1	–	–	–	–	1	–
1069	6	3	2	–	–	–	6	1	–	–	2	2	–	–	–	–	–	–
1071	15	68	61	–	–	–	13	66	60	–	2	1	2	–	–	–	–	–
1072	2	–	–	–	–	–	2	–	–	–	–	–	–	–	–	–	–	–
1081	–	2	–	–	1	–	–	1	–	–	–	–	–	–	–	–	–	–
1091	3	9	10	–	–	1	3	6	6	–	2	3	–	–	–	–	1	–
1099	–	1	–	–	–	–	–	1	–	–	–	–	–	–	–	–	–	–
1111	1	4	1	–	–	–	1	3	–	–	1	1	–	–	–	–	–	–
1113	14	13	18	10	8	8	3	2	4	1	3	6	–	–	–	–	–	–
1121	8	4	6	–	–	–	4	1	3	3	2	3	1	1	–	–	–	–
1122	80	59	62	23	6	9	52	43	46	4	10	7	1	–	–	–	–	–
1351	1	–	–	–	–	–	1	–	–	–	–	–	–	–	–	–	–	–
1412	–	1	1	–	–	–	–	1	–	–	–	1	–	–	–	–	–	–
1413	–	1	–	–	–	–	–	–	–	–	1	–	–	–	–	–	–	–
1414	1	–	1	–	–	–	1	–	1	–	–	–	–	–	–	–	–	–
1422	–	–	1	–	–	–	–	–	1	–	–	–	–	–	–	–	–	–
1510	10	15	12	1	–	–	7	14	10	2	1	2	–	–	–	–	–	–
1610	12	6	–	1	1	–	5	4	–	2	–	–	4	–	–	–	1	–
1621	1	2	4	–	–	–	–	2	3	1	–	1	–	–	–	–	–	–
1622	–	–	1	–	–	–	–	–	1	–	–	–	–	–	–	–	–	–
1629	2	–	–	–	–	–	–	–	–	–	–	–	2	–	–	–	–	–
1710	16	11	16	11	7	10	4	4	6	1	–	–	–	–	–	–	–	–
1721	9	4	1	–	–	–	9	4	1	–	–	–	–	–	–	–	–	–
1731	1	–	–	–	–	–	–	–	–	1	–	–	–	–	–	–	–	–
1733	1	–	–	–	–	–	–	–	–	1	–	–	–	–	–	–	–	–
1741	4	–	–	–	–	–	–	–	–	4	–	–	–	–	–	–	–	–
1742	–	–	1	–	–	–	–	–	1	–	–	–	–	–	–	–	–	–
1811	4	–	1	–	–	–	1	–	1	3	–	–	–	–	–	–	–	–
1812	2	2	–	–	–	–	–	2	–	2	–	–	–	–	–	–	–	–
1813	1	2	1	–	–	–	–	2	–	1	–	1	–	–	–	–	–	–
1821	–	7	2	–	–	–	–	6	2	–	1	–	–	–	–	–	–	–
1830	–	1	–	–	–	–	–	–	–	–	–	–	–	1	–	–	–	–
1910	2	–	–	–	–	–	–	–	–	2	–	–	–	–	–	–	–	–
1921	8	9	17	–	2	2	6	6	11	1	1	4	1	–	–	–	–	–
1931	27	20	8	–	–	–	15	14	5	10	5	3	2	–	–	–	1	–
2012	–	1	–	–	–	–	–	1	–	–	–	–	–	–	–	–	–	–
2013	6	7	11	–	–	1	2	5	7	4	2	3	–	–	–	–	–	–
2019	1	2	3	1	–	–	–	1	3	–	1	–	–	–	–	–	–	–
2040	5	–	–	–	–	–	2	–	–	3	–	–	–	–	–	–	–	–
2061	2	2	2	–	–	–	–	2	2	1	–	–	1	–	–	–	–	–
2062	–	1	–	–	–	–	–	1	–	–	–	–	–	–	–	–	–	–

Capítulo 37 - Maranhão

37.1 - Quantidade de acidentes do trabalho liquidados, por consequência, segundo a Classificação Nacional de Atividades Econômicas (CNAE), no estado do Maranhão - 2014/2016

(continuação)

CNAE	QUANTIDADE DE ACIDENTES DO TRABALHO LIQUIDADOS																	
	Total			Consequência														
				Assistência Médica			Menos de 15 dias			Mais de 15 dias			Incapacidade Permanente			Óbito		
	2014	2015	2016	2014	2015	2016	2014	2015	2016	2014	2015	2016	2014	2015	2016	2014	2015	2016
2063	–	1	–	–	–	–	–	–	–	–	1	–	–	–	–	–	–	–
2110	1	–	–	–	–	–	–	–	–	–	–	–	1	–	–	–	–	–
2212	4	4	3	–	–	–	3	3	1	–	1	2	1	–	–	–	–	–
2219	22	4	2	–	–	–	–	–	–	22	4	2	–	–	–	–	–	–
2221	3	1	–	–	–	–	–	1	–	1	–	–	2	–	–	–	–	–
2222	1	–	2	–	–	–	1	–	2	–	–	–	–	–	–	–	–	–
2229	–	1	1	–	1	–	–	–	1	–	–	–	–	–	–	–	–	–
2320	67	30	28	54	24	21	9	5	7	4	–	–	–	1	–	–	–	–
2330	16	13	8	1	1	–	14	8	4	1	3	4	–	–	–	–	1	–
2341	2	5	1	–	–	–	1	2	–	–	2	1	1	–	–	–	1	–
2342	18	24	21	–	–	–	11	19	18	5	4	3	2	–	–	–	1	–
2349	6	9	7	–	–	–	3	5	4	2	4	2	1	–	1	–	–	–
2391	1	–	–	–	–	–	–	–	–	1	–	–	–	–	–	–	–	–
2392	3	2	1	–	–	–	2	2	1	–	–	–	1	–	–	–	–	–
2399	–	2	–	–	–	–	–	1	–	–	1	–	–	–	–	–	–	–
2411	70	47	45	3	4	–	42	36	38	23	7	6	2	–	1	–	–	–
2423	12	15	12	4	5	4	6	8	7	2	2	1	–	–	–	–	–	–
2431	1	4	12	–	1	–	1	3	10	–	–	2	–	–	–	–	–	–
2439	–	1	1	–	–	–	–	1	1	–	–	–	–	–	–	–	–	–
2441	11	15	16	6	11	6	5	3	8	–	1	1	–	–	–	–	–	1
2451	–	1	–	–	–	–	–	1	–	–	–	–	–	–	–	–	–	–
2511	5	8	9	–	3	1	1	4	6	4	1	1	–	–	–	–	–	1
2512	3	5	2	–	–	–	2	4	1	1	1	1	–	–	–	–	–	–
2513	1	1	–	1	1	–	–	–	–	–	–	–	–	–	–	–	–	–
2522	1	–	–	–	–	–	–	–	–	1	–	–	–	–	–	–	–	–
2539	4	5	2	–	–	–	1	2	–	3	3	2	–	–	–	–	–	–
2542	2	1	1	1	1	–	–	–	1	1	–	–	–	–	–	–	–	–
2599	7	10	3	1	–	1	5	10	1	1	–	1	–	–	–	–	–	–
2631	1	–	–	–	–	–	1	–	–	–	–	–	–	–	–	–	–	–
2640	1	–	–	–	–	–	1	–	–	–	–	–	–	–	–	–	–	–
2710	–	1	–	–	1	–	–	–	–	–	–	–	–	–	–	–	–	–
2733	4	4	4	–	–	–	1	4	1	3	–	3	–	–	–	–	–	–
2751	1	–	–	–	–	–	–	–	–	1	–	–	–	–	–	–	–	–
2790	–	1	–	–	–	–	–	–	–	–	1	–	–	–	–	–	–	–
2821	12	4	1	3	–	–	6	2	–	2	2	1	1	–	–	–	–	–
2822	6	1	1	2	–	–	3	1	1	1	–	–	–	–	–	–	–	–
2829	2	6	–	2	6	–	–	–	–	–	–	–	–	–	–	–	–	–
2831	–	1	–	–	–	–	–	–	–	–	1	–	–	–	–	–	–	–
2833	2	1	–	–	–	–	–	1	–	2	–	–	–	–	–	–	–	–
2851	–	–	1	–	–	–	–	–	–	–	–	1	–	–	–	–	–	–
2852	2	1	3	1	–	1	1	1	2	–	–	–	–	–	–	–	–	–
2865	–	1	–	–	–	–	–	1	–	–	–	–	–	–	–	–	–	–
2869	2	1	–	–	1	–	–	–	–	1	–	–	1	–	–	–	–	–
2910	4	1	–	–	–	–	–	–	–	4	1	–	–	–	–	–	–	–
2930	3	2	4	–	1	–	2	1	4	1	–	–	–	–	–	–	–	–
2944	–	–	1	–	–	–	–	–	–	–	–	1	–	–	–	–	–	–
3011	5	–	2	–	–	–	3	–	2	2	–	–	–	–	–	–	–	–
3032	–	1	3	–	–	–	–	1	2	–	–	1	–	–	–	–	–	–
3101	16	3	5	–	–	–	10	–	5	6	3	–	–	–	–	–	–	–
3102	1	5	1	–	–	–	1	4	1	–	1	–	–	–	–	–	–	–
3104	2	5	2	–	–	–	2	2	2	–	3	–	–	–	–	–	–	–
3212	1	1	–	–	–	–	–	–	–	1	1	–	–	–	–	–	–	–
3230	5	3	1	–	–	–	–	–	–	5	3	1	–	–	–	–	–	–
3291	4	–	–	–	–	–	–	–	–	4	–	–	–	–	–	–	–	–
3299	1	–	–	–	–	–	1	–	–	–	–	–	–	–	–	–	–	–
3313	3	3	3	–	–	–	3	2	3	–	–	–	–	–	–	–	1	–
3314	7	3	5	4	–	–	2	2	3	–	1	2	1	–	–	–	–	–
3315	–	–	2	–	–	1	–	–	–	–	–	1	–	–	–	–	–	–
3317	1	–	–	–	–	–	–	–	–	1	–	–	–	–	–	–	–	–
3319	–	–	1	–	–	1	–	–	–	–	–	–	–	–	–	–	–	–
3321	3	4	2	1	3	–	1	–	1	1	1	–	–	–	–	–	–	1
3511	12	7	14	2	2	6	8	4	6	2	1	2	–	–	–	–	–	–
3512	1	2	2	–	1	–	1	–	1	–	1	1	–	–	–	–	–	–
3514	3	3	5	–	1	–	2	2	5	–	–	–	1	–	–	–	–	–
3520	2	–	1	–	–	–	2	–	1	–	–	–	–	–	–	–	–	–
3600	16	19	12	1	3	3	12	13	8	2	2	1	1	–	–	–	1	–
3702	2	2	2	–	–	–	2	–	1	–	2	1	–	–	–	–	–	–
3811	13	8	2	–	–	–	11	4	–	1	3	2	1	1	–	–	–	–
3812	3	7	3	1	7	–	2	–	3	–	–	–	–	–	–	–	–	–
3821	–	1	–	–	–	–	–	1	–	–	–	–	–	–	–	–	–	–
3822	2	2	2	–	1	–	–	–	2	2	1	–	–	–	–	–	–	–
3832	–	2	1	–	–	–	–	2	–	–	–	1	–	–	–	–	–	–
4110	15	12	12	2	–	–	12	9	8	1	3	3	–	–	1	–	–	–
4120	302	262	170	58	41	16	169	155	104	53	60	44	18	–	1	4	6	5
4211	55	82	121	16	43	44	28	22	39	6	17	37	3	–	–	2	–	1
4212	60	57	35	49	41	20	9	2	3	2	14	12	–	–	–	–	–	–
4213	–	2	–	–	1	–	–	1	–	–	–	–	–	–	–	–	–	–
4221	62	77	101	3	–	7	25	54	74	31	21	18	3	–	–	–	2	2
4222	6	7	1	3	3	–	3	2	1	–	2	–	–	–	–	–	–	–
4223	–	1	–	–	–	–	–	–	–	–	1	–	–	–	–	–	–	–
4291	6	3	–	4	–	–	2	3	–	–	–	–	–	–	–	–	–	–

Capítulo 37 - Maranhão

37.1 - Quantidade de acidentes do trabalho liquidados, por consequência, segundo a Classificação Nacional de Atividades Econômicas (CNAE), no estado do Maranhão - 2014/2016

(continuação)

CNAE	QUANTIDADE DE ACIDENTES DO TRABALHO LIQUIDADOS																	
	Total			Consequência														
				Assistência Médica			Menos de 15 dias			Mais de 15 dias			Incapacidade Permanente			Óbito		
	2014	2015	2016	2014	2015	2016	2014	2015	2016	2014	2015	2016	2014	2015	2016	2014	2015	2016
4292	21	38	27	13	16	9	4	7	3	2	15	15	2	–	–	–	–	–
4299	22	21	13	11	5	2	4	6	5	3	10	6	3	–	–	1	–	–
4312	–	–	2	–	–	–	–	–	–	–	–	2	–	–	–	–	–	–
4313	16	16	11	3	2	2	10	13	5	2	1	3	–	–	–	1	–	1
4319	–	–	1	–	–	–	–	–	–	–	–	1	–	–	–	–	–	–
4321	32	33	26	2	2	1	21	20	15	6	9	10	1	–	–	2	2	–
4322	31	5	3	1	1	–	25	3	–	4	1	3	1	–	–	–	–	–
4329	8	13	11	1	7	4	6	5	5	–	1	2	–	–	–	1	–	–
4330	5	8	2	–	–	–	2	5	1	2	3	1	–	–	–	1	–	–
4391	7	2	1	1	1	–	2	1	1	2	–	–	2	–	–	–	–	–
4399	12	5	12	2	2	1	4	1	9	4	2	–	2	–	–	–	–	2
4511	18	24	11	–	2	1	11	15	6	4	6	4	2	1	–	1	–	–
4520	9	6	7	1	1	1	5	3	4	3	2	2	–	–	–	–	–	–
4530	23	21	22	1	1	1	16	11	13	4	9	8	1	–	–	1	–	–
4541	11	7	7	–	–	–	9	4	3	1	3	4	1	–	–	–	–	–
4543	–	1	–	–	–	–	–	–	–	–	1	–	–	–	–	–	–	–
4617	–	1	–	–	–	–	–	1	–	–	–	–	–	–	–	–	–	–
4619	1	–	3	–	–	–	–	–	1	1	–	2	–	–	–	–	–	–
4622	2	1	–	–	–	–	2	–	–	–	1	–	–	–	–	–	–	–
4623	5	1	1	–	–	–	3	–	1	2	1	–	–	–	–	–	–	–
4631	–	1	3	–	–	–	–	–	2	–	1	1	–	–	–	–	–	–
4632	1	7	5	–	–	1	1	6	3	–	1	1	–	–	–	–	–	–
4633	1	3	6	–	–	1	1	2	4	–	–	1	–	–	–	–	1	–
4634	9	11	2	–	–	–	6	10	–	2	1	2	–	–	–	1	–	–
4635	23	24	28	1	2	–	17	16	20	3	6	7	2	–	–	–	–	1
4637	2	1	4	–	–	1	1	–	2	1	1	1	–	–	–	–	–	–
4639	9	13	5	–	–	–	4	8	4	5	4	1	–	–	–	–	1	–
4641	1	1	1	–	–	–	–	1	1	1	–	–	–	–	–	–	–	–
4642	–	–	1	–	–	1	–	–	–	–	–	–	–	–	–	–	–	–
4643	–	–	1	–	–	–	–	–	1	–	–	–	–	–	–	–	–	–
4644	3	5	10	–	–	1	1	3	8	1	2	1	1	–	–	–	–	–
4646	1	1	2	1	–	–	–	1	2	–	–	–	–	–	–	–	–	–
4647	1	–	–	–	–	–	–	–	–	1	–	–	–	–	–	–	–	–
4649	11	3	11	1	–	–	5	2	10	5	1	1	–	–	–	–	–	–
4652	1	2	–	–	–	–	–	2	–	1	–	–	–	–	–	–	–	–
4661	5	2	–	–	–	–	4	2	–	–	–	–	1	–	–	–	–	–
4662	9	1	–	2	–	–	7	1	–	–	–	–	–	–	–	–	–	–
4663	3	–	1	–	–	–	3	–	–	–	–	1	–	–	–	–	–	–
4664	3	–	–	–	–	–	2	–	–	1	–	–	–	–	–	–	–	–
4665	–	–	1	–	–	–	–	–	1	–	–	–	–	–	–	–	–	–
4669	7	1	1	6	–	–	1	–	1	–	1	–	–	–	–	–	–	–
4671	1	1	–	–	–	–	–	–	–	1	1	–	–	–	–	–	–	–
4672	6	21	14	–	–	–	5	17	10	1	4	4	–	–	–	–	–	–
4673	2	5	4	–	–	–	2	3	4	–	2	–	–	–	–	–	–	–
4674	1	–	1	–	–	1	–	–	–	1	–	–	–	–	–	–	–	–
4679	11	6	7	1	–	–	8	5	7	1	1	–	1	–	–	–	–	–
4681	1	3	6	1	1	2	–	2	3	–	–	1	–	–	–	–	–	–
4682	4	2	2	3	1	1	1	1	1	–	–	–	–	–	–	–	–	–
4683	1	–	1	–	–	–	–	–	1	1	–	–	–	–	–	–	–	–
4684	2	–	1	2	–	–	–	–	1	–	–	–	–	–	–	–	–	–
4685	4	1	3	3	–	1	1	1	2	–	–	–	–	–	–	–	–	–
4687	1	–	4	–	–	–	1	–	2	–	–	–	–	–	–	–	–	2
4689	21	48	20	14	35	9	7	5	6	–	7	3	–	–	–	–	1	2
4691	14	19	18	–	2	–	12	10	13	2	7	5	–	–	–	–	–	–
4692	1	1	–	–	–	–	–	1	–	1	–	–	–	–	–	–	–	–
4693	46	49	33	1	3	5	37	39	22	7	6	6	1	–	–	–	1	–
4711	135	162	146	3	–	1	113	131	95	18	31	50	1	–	–	–	–	–
4712	10	5	4	–	–	–	5	3	3	5	2	1	–	–	–	–	–	–
4713	10	8	18	–	–	–	9	5	12	1	3	6	–	–	–	–	–	–
4721	5	2	9	–	–	–	3	1	8	2	1	1	–	–	–	–	–	–
4722	9	13	10	–	–	1	5	12	8	3	–	1	1	1	–	–	–	–
4723	3	3	3	–	–	–	2	1	1	1	2	2	–	–	–	–	–	–
4724	–	3	1	–	–	–	–	2	–	–	1	1	–	–	–	–	–	–
4729	6	5	5	–	–	1	4	3	4	2	1	–	–	–	–	–	1	–
4731	9	15	12	–	1	–	7	7	11	2	7	–	–	–	–	–	–	1
4732	–	–	1	–	–	–	–	–	1	–	–	–	–	–	–	–	–	–
4741	–	1	1	–	–	–	–	–	–	–	1	1	–	–	–	–	–	–
4742	3	3	2	1	–	–	1	3	1	1	–	1	–	–	–	–	–	–
4743	5	3	2	–	–	–	3	2	2	1	1	–	1	–	–	–	–	–
4744	30	31	35	1	1	–	21	25	22	5	5	10	2	–	3	1	–	–
4751	3	6	7	–	–	–	2	4	4	1	2	3	–	–	–	–	–	–
4752	1	–	1	–	–	–	1	–	1	–	–	–	–	–	–	–	–	–
4753	17	12	14	1	–	1	14	11	12	2	1	1	–	–	–	–	–	–
4754	25	23	17	1	–	1	17	18	11	4	5	4	2	–	–	1	–	1
4755	1	2	1	–	–	–	1	1	1	–	1	–	–	–	–	–	–	–
4757	2	2	–	–	–	–	2	1	–	–	1	–	–	–	–	–	–	–
4759	1	1	2	–	–	–	1	1	1	–	–	1	–	–	–	–	–	–
4761	4	3	1	–	–	–	2	2	–	2	1	1	–	–	–	–	–	–
4763	6	3	1	–	–	–	5	2	1	1	1	–	–	–	–	–	–	–
4771	21	9	10	–	–	–	15	9	8	5	–	2	–	–	–	1	–	–
4772	4	–	3	–	–	–	3	–	2	1	–	1	–	–	–	–	–	–

Capítulo 37 - Maranhão

37.1 - Quantidade de acidentes do trabalho liquidados, por consequência, segundo a Classificação Nacional de Atividades Econômicas (CNAE), no estado do Maranhão - 2014/2016

(continuação)

CNAE	QUANTIDADE DE ACIDENTES DO TRABALHO LIQUIDADOS																	
	Total			Consequência														
				Assistência Médica			Menos de 15 dias			Mais de 15 dias			Incapacidade Permanente			Óbito		
	2014	2015	2016	2014	2015	2016	2014	2015	2016	2014	2015	2016	2014	2015	2016	2014	2015	2016
4773	1	1	–	–	–	–	1	1	–	–	–	–	–	–	–	–	–	–
4774	3	2	6	–	–	–	1	2	3	1	–	3	1	–	–	–	–	–
4781	8	15	10	1	–	–	3	10	7	4	5	3	–	–	–	–	–	–
4782	7	5	1	–	–	–	6	3	1	1	2	–	–	–	–	–	–	–
4783	–	–	1	–	–	–	–	–	–	–	–	1	–	–	–	–	–	–
4784	9	12	9	1	–	–	1	8	5	5	4	3	1	–	–	1	–	1
4785	1	–	–	–	–	–	–	–	–	–	–	–	1	–	–	–	–	–
4789	14	6	7	1	–	–	4	4	6	4	2	1	4	–	–	1	–	–
4911	101	75	93	77	39	56	21	29	24	2	7	13	1	–	–	–	–	–
4921	22	37	48	–	1	2	13	22	27	6	12	19	3	1	–	–	1	–
4922	6	4	6	–	1	–	4	2	4	1	–	–	1	1	2	–	–	–
4923	3	–	–	–	–	–	1	–	–	2	–	–	–	–	–	–	–	–
4929	2	3	2	–	–	–	1	2	1	1	1	–	–	–	1	–	–	–
4930	90	101	103	14	12	6	49	66	72	19	16	21	3	–	–	5	7	4
4940	3	2	–	3	1	–	–	–	–	–	1	–	–	–	–	–	–	–
5021	–	–	1	–	–	–	–	–	1	–	–	–	–	–	–	–	–	–
5030	9	9	14	–	1	2	3	7	5	5	1	7	1	–	–	–	–	–
5091	2	1	1	–	–	–	2	1	–	–	–	1	–	–	–	–	–	–
5111	8	6	4	1	–	1	4	3	2	3	3	1	–	–	–	–	–	–
5211	5	14	30	2	3	5	3	7	22	–	4	3	–	–	–	–	–	–
5212	14	8	3	–	1	–	7	4	1	7	3	1	–	–	–	–	–	1
5223	3	–	–	–	–	–	1	–	–	2	–	–	–	–	–	–	–	–
5229	2	2	1	1	–	–	1	1	1	–	1	–	–	–	–	–	–	–
5231	10	24	18	2	6	4	7	16	11	1	2	3	–	–	–	–	–	–
5232	6	3	5	–	–	3	4	3	2	2	–	–	–	–	–	–	–	–
5239	–	2	1	–	–	–	–	1	–	–	1	1	–	–	–	–	–	–
5240	2	3	3	–	–	–	2	3	3	–	–	–	–	–	–	–	–	–
5250	2	5	4	–	–	1	2	4	3	–	1	–	–	–	–	–	–	–
5310	194	224	118	24	12	11	140	200	92	27	12	15	3	–	–	–	–	–
5320	2	–	1	–	–	–	1	–	1	1	–	–	–	–	–	–	–	–
5510	12	7	8	–	–	1	6	3	6	5	4	1	1	–	–	–	–	–
5590	1	–	–	–	–	–	1	–	–	–	–	–	–	–	–	–	–	–
5611	36	37	31	1	2	4	20	27	22	13	8	5	2	–	–	–	–	–
5620	19	12	14	11	3	–	6	6	10	2	3	4	–	–	–	–	–	–
5822	1	2	–	–	–	–	1	1	–	–	1	–	–	–	–	–	–	–
5829	1	–	–	–	–	–	–	–	–	1	–	–	–	–	–	–	–	–
5914	1	1	2	–	–	–	–	1	2	1	–	–	–	–	–	–	–	–
6010	3	–	–	–	–	–	–	–	–	3	–	–	–	–	–	–	–	–
6021	3	2	1	–	–	–	2	2	–	1	–	1	–	–	–	–	–	–
6022	1	–	–	–	–	–	–	–	–	1	–	–	–	–	–	–	–	–
6110	2	–	–	–	–	–	–	–	–	2	–	–	–	–	–	–	–	–
6120	2	1	2	–	–	–	1	1	–	1	–	2	–	–	–	–	–	–
6190	3	2	3	–	–	–	2	2	1	1	–	2	–	–	–	–	–	–
6201	7	2	1	–	–	–	–	–	1	7	2	–	–	–	–	–	–	–
6202	1	–	–	–	–	–	1	–	–	–	–	–	–	–	–	–	–	–
6204	3	–	1	–	–	–	3	–	–	–	–	1	–	–	–	–	–	–
6209	1	–	2	–	–	–	1	–	1	–	–	1	–	–	–	–	–	–
6311	1	–	20	–	–	2	1	–	17	–	–	1	–	–	–	–	–	–
6399	–	–	1	–	–	–	–	–	–	–	–	1	–	–	–	–	–	–
6421	17	41	10	3	4	–	13	33	5	1	4	5	–	–	–	–	–	–
6422	56	49	24	2	1	–	47	39	17	6	9	7	1	–	–	–	–	–
6423	5	–	3	–	–	–	3	–	2	2	–	1	–	–	–	–	–	–
6424	–	1	–	–	–	–	–	1	–	–	–	–	–	–	–	–	–	–
6436	–	1	–	–	–	–	–	–	–	–	1	–	–	–	–	–	–	–
6462	4	1	–	1	–	–	2	1	–	1	–	–	–	–	–	–	–	–
6493	–	1	–	–	–	–	–	–	–	–	1	–	–	–	–	–	–	–
6499	3	3	1	–	–	–	3	3	1	–	–	–	–	–	–	–	–	–
6511	–	1	1	–	–	–	–	1	1	–	–	–	–	–	–	–	–	–
6512	–	–	1	–	–	–	–	–	1	–	–	–	–	–	–	–	–	–
6550	4	2	5	–	–	–	4	–	3	–	2	2	–	–	–	–	–	–
6613	3	–	–	–	–	–	–	–	–	3	–	–	–	–	–	–	–	–
6619	–	–	2	–	–	–	–	–	2	–	–	–	–	–	–	–	–	–
6621	1	–	–	–	–	–	–	–	–	1	–	–	–	–	–	–	–	–
6622	–	1	–	–	–	–	–	1	–	–	–	–	–	–	–	–	–	–
6630	1	–	–	–	–	–	–	–	–	1	–	–	–	–	–	–	–	–
6810	4	2	3	–	–	–	4	2	1	–	–	2	–	–	–	–	–	–
6821	1	–	2	1	–	–	–	–	1	–	–	1	–	–	–	–	–	–
6822	4	3	7	1	–	1	2	2	4	1	1	2	–	–	–	–	–	–
6911	–	–	1	–	–	–	–	–	–	–	–	1	–	–	–	–	–	–
6912	2	1	2	–	–	–	–	1	2	1	–	–	1	–	–	–	–	–
6920	2	4	8	–	–	–	2	4	7	–	–	1	–	–	–	–	–	–
7010	–	1	–	–	–	–	–	–	–	–	1	–	–	–	–	–	–	–
7020	11	3	1	1	–	–	8	3	–	1	–	1	–	–	–	1	–	–
7111	–	2	2	–	–	1	–	2	1	–	–	–	–	–	–	–	–	–
7112	43	29	16	12	9	3	25	15	11	6	5	2	–	–	–	–	–	–
7119	7	4	4	4	1	–	1	1	2	2	2	2	–	–	–	–	–	–
7210	1	3	2	–	1	–	–	2	2	1	–	–	–	–	–	–	–	–
7319	1	1	1	–	–	–	–	1	1	–	–	–	1	–	–	–	–	–
7320	2	1	–	–	–	–	1	1	–	1	–	–	–	–	–	–	–	–
7490	4	2	5	–	–	1	4	1	3	–	1	1	–	–	–	–	–	–
7500	1	–	–	–	–	–	–	–	–	1	–	–	–	–	–	–	–	–

Capítulo 37 - Maranhão

37.1 - Quantidade de acidentes do trabalho liquidados, por consequência, segundo a Classificação Nacional de Atividades Econômicas (CNAE), no estado do Maranhão - 2014/2016

(conclusão)

CNAE	QUANTIDADE DE ACIDENTES DO TRABALHO LIQUIDADOS																	
	Total			Consequência														
				Assistência Médica			Menos de 15 dias			Mais de 15 dias			Incapacidade Permanente			Óbito		
	2014	2015	2016	2014	2015	2016	2014	2015	2016	2014	2015	2016	2014	2015	2016	2014	2015	2016
7711	6	4	3	1	–	1	3	3	2	2	1	–	–	–	–	–	–	–
7723	1	–	1	–	–	–	–	–	–	1	–	1	–	–	–	–	–	–
7731	2	2	1	–	1	–	1	1	1	1	–	–	–	–	–	–	–	–
7732	6	8	4	1	1	–	1	3	2	3	4	2	1	–	–	–	–	–
7733	3	–	1	–	–	1	–	–	–	3	–	–	–	–	–	–	–	–
7739	11	9	17	2	1	1	5	6	14	4	2	2	–	–	–	–	–	–
7810	–	4	5	–	–	–	–	2	3	–	2	2	–	–	–	–	–	–
7820	5	5	6	–	1	–	2	4	3	1	–	3	2	–	–	–	–	–
7830	2	6	5	–	–	–	1	6	1	1	–	4	–	–	–	–	–	–
7911	2	1	1	–	–	–	–	1	–	2	–	1	–	–	–	–	–	–
7990	1	–	–	–	–	–	1	–	–	–	–	–	–	–	–	–	–	–
8011	52	61	54	2	11	2	35	30	32	12	18	20	2	–	–	1	2	–
8012	6	12	26	–	1	2	2	10	15	4	1	9	–	–	–	–	–	–
8020	2	–	3	–	–	–	1	–	3	1	–	–	–	–	–	–	–	–
8030	2	1	2	–	–	–	–	–	–	2	1	2	–	–	–	–	–	–
8111	6	9	2	1	1	–	1	8	2	4	–	–	–	–	–	–	–	–
8112	8	11	14	–	2	1	4	5	9	1	4	4	3	–	–	–	–	–
8121	43	57	36	16	11	7	18	30	16	4	14	13	5	1	–	–	1	–
8122	3	2	–	–	–	–	2	1	–	1	1	–	–	–	–	–	–	–
8129	27	19	19	3	–	1	11	11	10	12	8	8	–	–	–	1	–	–
8130	–	1	–	–	–	–	–	–	–	–	1	–	–	–	–	–	–	–
8211	24	14	11	3	1	–	17	9	7	4	4	4	–	–	–	–	–	–
8219	2	–	1	–	–	–	1	–	1	1	–	–	–	–	–	–	–	–
8220	22	41	59	1	1	4	18	31	36	3	9	19	–	–	–	–	–	–
8291	1	1	6	–	–	–	–	1	4	1	–	1	–	–	–	–	–	1
8299	7	8	8	–	1	1	4	6	6	3	1	1	–	–	–	–	–	–
8411	28	24	24	–	3	6	20	14	14	3	5	1	5	2	2	–	–	1
8412	14	9	2	5	3	–	9	4	–	–	2	2	–	–	–	–	–	–
8423	1	–	–	–	–	–	1	–	–	–	–	–	–	–	–	–	–	–
8511	42	34	18	–	–	–	–	–	1	42	34	17	–	–	–	–	–	–
8512	4	1	1	–	–	–	3	1	1	1	–	–	–	–	–	–	–	–
8513	5	12	8	–	–	–	4	9	5	1	3	3	–	–	–	–	–	–
8520	–	1	–	–	–	–	–	1	–	–	–	–	–	–	–	–	–	–
8531	6	17	12	2	9	3	4	6	8	–	2	1	–	–	–	–	–	–
8533	3	3	2	–	–	1	2	3	1	–	–	–	–	–	–	1	–	–
8541	1	–	1	1	–	1	–	–	–	–	–	–	–	–	–	–	–	–
8542	3	–	–	–	–	–	2	–	–	–	–	–	–	–	–	1	–	–
8593	–	–	1	–	–	–	–	–	1	–	–	–	–	–	–	–	–	–
8599	4	10	9	–	–	–	4	9	8	–	1	1	–	–	–	–	–	–
8610	154	167	184	94	83	90	43	61	71	16	22	22	1	–	1	–	1	–
8622	1	–	–	–	–	–	1	–	–	–	–	–	–	–	–	–	–	–
8630	8	4	3	2	–	–	5	4	3	–	–	–	1	–	–	–	–	–
8640	12	27	38	7	12	11	5	10	22	–	5	5	–	–	–	–	–	–
8650	6	15	7	2	4	1	4	10	5	–	–	1	–	–	–	–	1	–
8660	–	62	68	–	42	39	–	19	23	–	1	6	–	–	–	–	–	–
8690	8	10	–	5	7	–	3	2	–	–	–	–	–	–	–	–	1	–
8730	1	8	3	1	1	–	–	6	3	–	1	–	–	–	–	–	–	–
8800	11	17	11	3	–	5	8	15	6	–	2	–	–	–	–	–	–	–
9001	1	–	–	–	–	–	–	–	–	1	–	–	–	–	–	–	–	–
9312	1	–	–	–	–	–	1	–	–	–	–	–	–	–	–	–	–	–
9313	–	2	1	–	–	–	–	2	1	–	–	–	–	–	–	–	–	–
9319	–	–	1	–	–	–	–	–	1	–	–	–	–	–	–	–	–	–
9321	–	–	1	–	–	–	–	–	1	–	–	–	–	–	–	–	–	–
9329	–	2	–	–	–	–	–	2	–	–	–	–	–	–	–	–	–	–
9411	–	2	2	–	–	–	–	2	2	–	–	–	–	–	–	–	–	–
9412	1	1	3	–	–	–	1	–	3	–	1	–	–	–	–	–	–	–
9420	–	1	2	–	–	–	–	–	2	–	–	–	–	1	–	–	–	–
9430	69	37	31	37	17	13	28	14	13	4	6	5	–	–	–	–	–	–
9491	1	1	5	–	–	–	–	1	4	1	–	–	–	–	1	–	–	–
9499	13	22	26	–	–	2	11	20	19	2	1	5	–	–	–	–	1	–
9511	3	2	1	–	–	–	2	2	–	1	–	1	–	–	–	–	–	–
9512	1	–	2	–	–	–	1	–	–	–	–	2	–	–	–	–	–	–
9521	1	1	1	–	–	–	1	1	–	–	–	1	–	–	–	–	–	–
9601	4	1	2	–	–	–	3	1	2	1	–	–	–	–	–	–	–	–
9602	–	2	–	–	–	–	–	2	–	–	–	–	–	–	–	–	–	–
9603	3	1	3	–	–	–	1	1	3	2	–	–	–	–	–	–	–	–
9609	4	–	–	4	–	–	–	–	–	–	–	–	–	–	–	–	–	–
Ignorado	1.954	1.228	1.237	1	–	–	18	12	17	1.827	1.044	1.061	108	172	158	–	–	1

Fonte: DATAPREV, CAT, SUB.
Nota: Os dados são preliminares, estando sujeitos a correções.

Capítulo 37 - Maranhão

37.2 - Quantidade mensal de acidentes do trabalho liquidados, por consequência, no estado do Maranhão - 2014/2016

MESES	QUANTIDADE DE ACIDENTES DO TRABALHO LIQUIDADOS																	
	Total			Consequência														
				Assistência Médica			Menos de 15 dias			Mais de 15 dias			Incapacidade Permanente			Óbito		
	2014	2015	2016	2014	2015	2016	2014	2015	2016	2014	2015	2016	2014	2015	2016	2014	2015	2016
TOTAL	**5.833**	**4.976**	**4.508**	**817**	**679**	**537**	**2.110**	**2.296**	**1.961**	**2.622**	**1.777**	**1.803**	**246**	**184**	**173**	**38**	**40**	**34**
Janeiro	456	463	351	58	49	41	165	184	154	211	205	147	19	22	7	3	3	2
Fevereiro	473	394	368	71	42	43	155	152	145	194	174	164	45	23	11	8	3	5
Março	467	455	418	63	61	46	163	193	188	221	174	161	16	26	21	4	1	2
Abril	501	411	383	65	59	45	173	175	138	239	158	164	22	18	29	2	1	7
Maio	456	419	400	57	63	51	139	174	145	233	156	189	25	22	12	2	4	3
Junho	434	469	450	51	71	47	165	225	201	196	154	187	21	15	14	1	4	1
Julho	495	393	396	62	59	49	187	184	170	225	136	162	16	13	12	5	1	3
Agosto	512	471	403	81	82	39	183	232	188	222	139	161	23	16	14	3	2	1
Setembro	575	383	369	120	45	46	210	208	158	222	110	140	19	12	21	4	8	4
Outubro	538	395	330	69	53	36	191	202	163	259	125	117	18	8	13	1	7	1
Novembro	497	346	344	56	40	55	187	175	150	243	124	128	10	4	10	1	3	1
Dezembro	429	377	296	64	55	39	192	192	161	157	122	83	12	5	9	4	3	4

Fonte: DATAPREV, CAT, SUB.
Nota: Os dados são preliminares, estando sujeitos a correções.

DISTRIBUIÇÃO DE ACIDENTES DO TRABALHO LIQUIDADOS, POR CONSEQUÊNCIA, NO ESTADO DO MARANHÃO - 2016

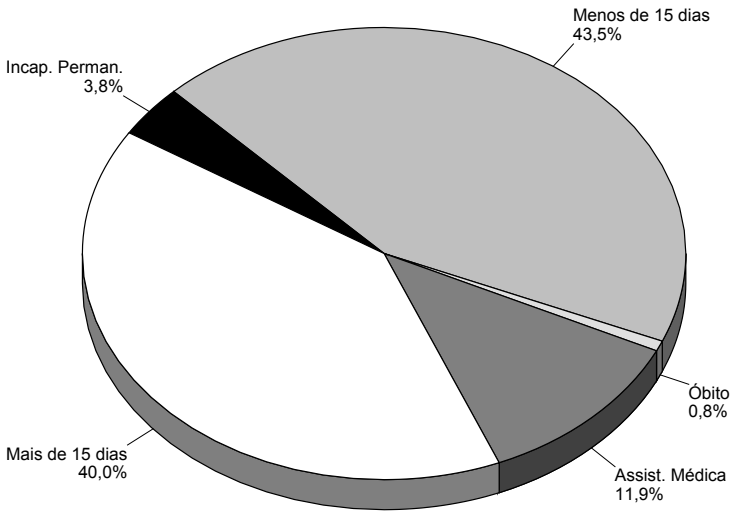

Fonte: DATAPREV, CAT, SUB.

Capítulo 38 - Piauí

38.1 - Quantidade de acidentes do trabalho liquidados, por consequência, segundo a Classificação Nacional de Atividades Econômicas (CNAE), no estado do Piauí - 2014/2016

(continua)

CNAE	QUANTIDADE DE ACIDENTES DO TRABALHO LIQUIDADOS																	
	Total			Consequência														
				Assistência Médica			Menos de 15 dias			Mais de 15 dias			Incapacidade Permanente			Óbito		
	2014	2015	2016	2014	2015	2016	2014	2015	2016	2014	2015	2016	2014	2015	2016	2014	2015	2016
TOTAL	**4.638**	**4.121**	**3.986**	**140**	**161**	**161**	**1.137**	**1.203**	**1.069**	**3.139**	**2.576**	**2.563**	**200**	**158**	**180**	**22**	**23**	**13**
0111	20	20	6	–	–	–	4	9	4	16	11	2	–	–	–	–	–	–
0112	2	2	1	–	–	–	–	–	–	2	1	–	–	1	1	–	–	–
0113	2	6	3	1	–	–	1	5	2	–	1	1	–	–	–	–	–	–
0114	1	1	1	–	–	–	–	–	–	1	1	1	–	–	–	–	–	–
0115	23	50	25	–	1	–	19	40	18	4	8	6	–	–	–	–	1	1
0119	4	7	7	–	–	–	2	4	4	2	3	3	–	–	–	–	–	–
0121	13	1	–	–	–	–	–	–	–	13	–	–	–	1	–	–	–	–
0131	–	1	–	–	–	–	–	–	–	–	1	–	–	–	–	–	–	–
0133	6	4	1	2	1	–	3	2	1	–	1	–	1	–	–	–	–	–
0139	1	1	1	1	–	–	–	1	–	–	–	1	–	–	–	–	–	–
0141	–	1	3	–	–	–	–	–	1	–	1	–	–	–	2	–	–	–
0151	1	4	1	–	–	–	1	2	–	–	1	1	–	–	–	–	1	–
0155	1	6	6	–	1	1	1	4	2	–	1	3	–	–	–	–	–	–
0161	3	4	4	–	–	–	2	3	2	–	1	2	1	–	–	–	–	–
0162	–	–	1	–	–	–	–	–	1	–	–	–	–	–	–	–	–	–
0163	1	–	–	–	–	–	1	–	–	–	–	–	–	–	–	–	–	–
0210	4	2	2	–	–	–	3	2	2	1	–	–	–	–	–	–	–	–
0220	1	1	1	–	–	–	–	1	–	–	–	–	1	–	1	–	–	–
0230	1	–	1	1	–	–	–	–	–	–	–	1	–	–	–	–	–	–
0321	3	1	2	1	–	–	2	–	2	–	1	–	–	–	–	–	–	–
0322	–	–	2	–	–	–	–	–	1	–	–	–	–	–	–	–	–	1
0721	–	–	1	–	–	–	–	–	–	–	–	–	–	–	1	–	–	–
0724	2	–	–	–	–	–	–	–	–	2	–	–	–	–	–	–	–	–
0810	2	2	5	–	–	–	1	2	5	1	–	–	–	–	–	–	–	–
0891	1	–	–	–	–	–	1	–	–	–	–	–	–	–	–	–	–	–
0893	–	–	1	–	–	–	–	–	–	–	–	1	–	–	–	–	–	–
1011	–	1	–	–	–	–	–	1	–	–	–	–	–	–	–	–	–	–
1012	11	8	2	–	–	–	2	1	1	9	7	1	–	–	–	–	–	–
1013	–	1	–	–	–	–	–	–	–	–	1	–	–	–	–	–	–	–
1031	1	–	–	–	–	–	–	–	–	–	–	–	1	–	–	–	–	–
1041	1	1	8	1	–	1	–	–	3	–	1	4	–	–	–	–	–	–
1052	1	1	–	–	–	–	–	1	–	–	–	–	1	–	–	–	–	–
1053	2	1	–	–	–	–	1	–	–	1	1	–	–	–	–	–	–	–
1061	1	–	1	–	–	–	–	–	–	1	–	–	–	–	1	–	–	–
1062	1	–	–	–	–	–	–	–	–	–	–	–	1	–	–	–	–	–
1066	2	5	8	–	–	–	2	4	7	–	1	1	–	–	–	–	–	–
1069	–	2	–	–	–	–	–	1	–	–	1	–	–	–	–	–	–	–
1071	2	1	2	–	–	–	1	–	2	–	1	–	1	–	–	–	–	–
1072	4	5	6	–	–	–	4	4	4	–	1	2	–	–	–	–	–	–
1081	–	4	–	–	–	–	–	4	–	–	–	–	–	–	–	–	–	–
1091	13	8	7	–	–	1	2	3	3	11	5	2	–	–	1	–	–	–
1092	1	–	–	–	–	–	–	–	–	1	–	–	–	–	–	–	–	–
1094	1	1	3	–	–	–	–	1	1	1	–	2	–	–	–	–	–	–
1099	1	1	–	–	–	–	–	1	–	–	–	–	1	–	–	–	–	–
1113	27	28	34	14	5	1	5	9	11	6	13	22	2	1	–	–	–	–
1121	1	–	–	–	–	–	–	–	–	1	–	–	–	–	–	–	–	–
1122	68	51	42	10	10	13	49	40	28	9	1	–	–	–	1	–	–	–
1220	1	–	–	–	–	–	–	–	–	–	–	–	1	–	–	–	–	–
1311	3	–	–	–	–	–	1	–	–	–	–	–	2	–	–	–	–	–
1412	5	5	8	–	–	–	–	1	5	2	4	3	3	–	–	–	–	–
1414	–	2	–	–	–	–	–	–	–	–	2	–	–	–	–	–	–	–
1510	5	4	1	–	–	–	3	3	–	2	1	1	–	–	–	–	–	–
1521	1	–	–	–	–	–	–	–	–	1	–	–	–	–	–	–	–	–
1531	1	–	–	–	–	–	–	–	–	1	–	–	–	–	–	–	–	–
1532	2	–	–	–	–	–	–	–	–	2	–	–	–	–	–	–	–	–
1610	5	2	–	–	–	–	–	1	–	5	1	–	–	–	–	–	–	–
1622	–	1	–	–	–	–	–	1	–	–	–	–	–	–	–	–	–	–
1629	–	–	1	–	–	–	–	–	–	–	–	1	–	–	–	–	–	–
1721	1	–	1	–	–	–	–	–	–	1	–	1	–	–	–	–	–	–
1731	–	1	–	–	–	–	–	–	–	–	1	–	–	–	–	–	–	–
1732	–	–	1	–	–	–	–	–	1	–	–	–	–	–	–	–	–	–
1741	2	–	–	–	–	–	–	–	–	2	–	–	–	–	–	–	–	–
1742	–	–	1	–	–	–	–	–	–	–	–	1	–	–	–	–	–	–
1749	1	1	–	–	–	–	–	–	–	1	1	–	–	–	–	–	–	–
1811	5	2	4	–	–	–	3	2	3	2	–	1	–	–	–	–	–	–
1812	4	–	–	–	–	–	–	–	–	4	–	–	–	–	–	–	–	–
1813	–	2	–	–	–	–	–	–	–	–	2	–	–	–	–	–	–	–
1910	2	2	1	–	–	–	–	–	–	1	2	1	1	–	–	–	–	–
1921	2	14	4	–	–	–	2	13	2	–	1	2	–	–	–	–	–	–
1931	54	42	24	–	–	–	43	37	18	11	5	6	–	–	–	–	–	–
2013	1	–	1	–	–	–	–	–	1	1	–	–	–	–	–	–	–	–
2021	1	–	–	–	–	–	–	–	–	1	–	–	–	–	–	–	–	–
2031	1	–	–	–	–	–	–	–	–	–	–	–	–	–	–	1	–	–
2040	1	–	–	–	–	–	–	–	–	1	–	–	–	–	–	–	–	–
2062	1	–	4	–	–	–	–	–	3	–	–	1	1	–	–	–	–	–
2091	1	–	–	–	–	–	–	–	–	1	–	–	–	–	–	–	–	–
2099	1	–	–	–	–	–	1	–	–	–	–	–	–	–	–	–	–	–

Capítulo 38 - Piauí

38.1 - Quantidade de acidentes do trabalho liquidados, por consequência, segundo a Classificação Nacional de Atividades Econômicas (CNAE), no estado do Piauí - 2014/2016

(continuação)

CNAE	QUANTIDADE DE ACIDENTES DO TRABALHO LIQUIDADOS																	
	Total			Consequência														
				Assistência Médica			Menos de 15 dias			Mais de 15 dias			Incapacidade Permanente			Óbito		
	2014	2015	2016	2014	2015	2016	2014	2015	2016	2014	2015	2016	2014	2015	2016	2014	2015	2016
2110	3	1	7	–	–	–	3	1	7	–	–	–	–	–	–	–	–	–
2121	6	6	5	–	–	–	5	5	5	1	1	–	–	–	–	–	–	–
2211	3	–	–	–	–	–	–	–	–	3	–	–	–	–	–	–	–	–
2212	–	2	1	–	–	–	–	–	1	–	1	–	–	1	–	–	–	–
2219	27	13	13	–	–	–	–	1	–	27	11	13	–	–	–	–	1	–
2221	1	–	–	–	–	–	–	–	–	1	–	–	–	–	–	–	–	–
2222	2	5	4	–	–	–	1	2	–	1	3	3	–	–	1	–	–	–
2229	3	5	1	–	–	–	1	2	1	2	3	–	–	–	–	–	–	–
2311	1	2	1	–	–	–	1	2	–	–	–	1	–	–	–	–	–	–
2319	3	–	–	–	–	–	1	–	–	2	–	–	–	–	–	–	–	–
2320	17	16	3	7	5	–	10	11	3	–	–	–	–	–	–	–	–	–
2330	24	16	12	–	–	1	16	10	6	6	6	5	2	–	–	–	–	–
2342	34	37	33	–	–	–	21	19	15	11	16	18	2	1	–	–	1	–
2349	1	–	–	–	–	–	1	–	–	–	–	–	–	–	–	–	–	–
2391	1	–	1	–	–	–	1	–	1	–	–	–	–	–	–	–	–	–
2399	–	1	–	–	–	–	–	1	–	–	–	–	–	–	–	–	–	–
2424	18	34	47	–	–	2	16	18	30	2	16	15	–	–	–	–	–	–
2452	1	–	–	–	–	–	–	–	–	1	–	–	–	–	–	–	–	–
2511	8	7	7	–	–	–	3	2	5	4	5	1	1	–	–	–	–	1
2512	7	1	2	–	–	–	3	1	1	4	–	1	–	–	–	–	–	–
2513	1	–	–	–	–	–	–	–	–	–	–	–	1	–	–	–	–	–
2521	1	–	–	–	–	–	–	–	–	1	–	–	–	–	–	–	–	–
2522	4	–	–	–	–	–	–	–	–	4	–	–	–	–	–	–	–	–
2539	–	–	1	–	–	–	–	–	1	–	–	–	–	–	–	–	–	–
2591	5	4	5	4	3	3	1	–	–	–	1	2	–	–	–	–	–	–
2599	5	3	2	–	–	–	1	2	2	4	1	–	–	–	–	–	–	–
2731	1	–	–	–	–	–	–	–	–	1	–	–	–	–	–	–	–	–
2733	5	5	4	–	–	–	5	4	4	–	1	–	–	–	–	–	–	–
2740	–	1	–	–	–	–	–	–	–	–	1	–	–	–	–	–	–	–
2751	2	–	2	–	–	–	–	–	1	2	–	–	–	–	–	–	–	1
2811	3	–	–	–	–	–	–	–	–	3	–	–	–	–	–	–	–	–
2812	1	1	1	–	–	–	1	1	1	–	–	–	–	–	–	–	–	–
2813	–	2	–	–	–	–	–	–	–	–	2	–	–	–	–	–	–	–
2833	1	–	–	–	–	–	–	–	–	1	–	–	–	–	–	–	–	–
2910	1	–	–	–	–	–	1	–	–	–	–	–	–	–	–	–	–	–
2930	3	1	4	–	–	1	–	–	1	2	1	2	1	–	–	–	–	–
2949	–	–	1	–	–	–	–	–	–	–	–	1	–	–	–	–	–	–
3092	8	5	6	–	–	–	4	4	5	4	–	1	–	–	–	–	1	–
3101	2	3	2	–	–	–	1	–	1	–	3	–	1	–	1	–	–	–
3102	–	–	2	–	–	–	–	–	2	–	–	–	–	–	–	–	–	–
3104	4	5	6	–	1	–	–	2	4	4	2	2	–	–	–	–	–	–
3230	10	3	2	–	–	–	–	–	–	10	3	2	–	–	–	–	–	–
3240	–	1	–	–	–	–	–	–	–	–	1	–	–	–	–	–	–	–
3291	3	2	–	–	–	–	–	–	–	3	2	–	–	–	–	–	–	–
3299	3	–	1	–	–	–	2	–	1	1	–	–	–	–	–	–	–	–
3321	–	1	–	–	–	–	–	–	–	–	1	–	–	–	–	–	–	–
3329	1	3	1	–	–	–	–	1	–	1	2	1	–	–	–	–	–	–
3511	6	3	7	2	1	1	2	1	6	1	1	–	–	–	–	1	–	–
3512	19	37	58	7	5	3	10	27	46	1	4	7	–	–	–	1	1	2
3514	1	–	–	–	–	–	–	–	–	–	–	–	1	–	–	–	–	–
3600	4	9	1	1	–	–	3	7	1	–	2	–	–	–	–	–	–	–
3811	57	32	18	1	–	–	45	19	6	10	12	10	1	1	2	–	–	–
3821	1	–	–	–	–	–	1	–	–	–	–	–	–	–	–	–	–	–
3839	–	–	1	–	–	–	–	–	–	–	–	–	–	–	1	–	–	–
4110	17	7	11	–	–	–	11	3	7	6	4	4	–	–	–	–	–	–
4120	280	213	181	4	5	7	174	145	86	74	60	79	25	1	7	3	2	2
4211	29	27	28	–	1	1	17	8	15	9	18	11	2	–	1	1	–	–
4212	3	3	2	–	–	–	–	–	–	1	3	2	2	–	–	–	–	–
4213	–	–	1	–	–	–	–	–	1	–	–	–	–	–	–	–	–	–
4221	45	45	39	1	–	2	17	21	20	23	24	15	3	–	–	1	–	2
4222	2	1	–	–	–	–	1	–	–	–	1	–	1	–	–	–	–	–
4223	–	1	–	–	–	–	–	–	–	–	1	–	–	–	–	–	–	–
4292	5	6	9	–	–	1	2	1	2	1	5	6	2	–	–	–	–	–
4299	10	18	5	–	4	–	8	9	1	1	5	4	1	–	–	–	–	–
4312	–	2	–	–	–	–	–	2	–	–	–	–	–	–	–	–	–	–
4313	1	2	2	–	–	–	–	1	1	–	1	–	1	–	1	–	–	–
4319	–	2	–	–	–	–	–	1	–	–	1	–	–	–	–	–	–	–
4321	26	18	14	–	1	1	18	13	12	7	4	1	1	–	–	–	–	–
4322	2	4	1	–	–	–	2	3	1	–	1	–	–	–	–	–	–	–
4329	–	3	1	–	–	–	–	–	1	–	3	–	–	–	–	–	–	–
4330	3	2	1	–	–	–	1	1	1	–	1	–	2	–	–	–	–	–
4391	3	2	3	–	–	–	2	–	1	–	1	2	1	1	–	–	–	–
4399	4	5	9	–	–	1	1	2	3	2	3	5	1	–	–	–	–	–
4511	9	4	10	–	–	–	7	3	7	2	1	3	–	–	–	–	–	–
4512	4	–	–	–	–	–	–	–	–	4	–	–	–	–	–	–	–	–
4520	2	1	6	–	–	–	1	1	6	–	–	–	1	–	–	–	–	–
4530	6	18	16	1	2	–	5	13	12	–	2	4	–	–	–	–	1	–
4541	8	8	6	–	–	–	4	5	5	4	3	1	–	–	–	–	–	–
4543	1	–	–	–	–	–	–	–	–	1	–	–	–	–	–	–	–	–

Capítulo 38 - Piauí

38.1 - Quantidade de acidentes do trabalho liquidados, por consequência, segundo a Classificação Nacional de Atividades Econômicas (CNAE), no estado do Piauí - 2014/2016

(continuação)

CNAE	QUANTIDADE DE ACIDENTES DO TRABALHO LIQUIDADOS																	
	Total			Consequência														
				Assistência Médica			Menos de 15 dias			Mais de 15 dias			Incapacidade Permanente			Óbito		
	2014	2015	2016	2014	2015	2016	2014	2015	2016	2014	2015	2016	2014	2015	2016	2014	2015	2016
4617	–	4	3	–	–	–	–	1	1	–	3	2	–	–	–	–	–	–
4618	1	–	–	–	–	–	–	–	–	1	–	–	–	–	–	–	–	–
4619	2	–	1	–	–	–	1	–	1	1	–	–	–	–	–	–	–	–
4623	–	–	1	–	–	–	–	–	–	–	–	1	–	–	–	–	–	–
4632	1	1	3	–	–	–	–	1	–	1	–	3	–	–	–	–	–	–
4633	3	4	2	–	–	–	1	3	–	2	1	2	–	–	–	–	–	–
4634	2	–	–	–	–	–	2	–	–	–	–	–	–	–	–	–	–	–
4635	16	30	26	–	–	–	9	21	14	6	8	9	1	1	2	–	–	1
4636	–	1	–	–	–	–	–	1	–	–	–	–	–	–	–	–	–	–
4637	4	2	3	–	–	–	2	1	2	2	1	1	–	–	–	–	–	–
4639	9	12	8	–	–	–	8	10	6	–	2	2	–	–	–	1	–	–
4641	1	1	2	–	–	–	1	1	2	–	–	–	–	–	–	–	–	–
4643	–	1	2	–	–	–	–	1	2	–	–	–	–	–	–	–	–	–
4644	1	1	4	–	–	–	–	–	4	–	1	–	1	–	–	–	–	–
4646	1	4	1	–	–	–	1	1	1	–	3	–	–	–	–	–	–	–
4647	–	1	–	–	–	–	–	1	–	–	–	–	–	–	–	–	–	–
4649	6	3	–	–	–	–	4	2	–	1	1	–	–	–	–	1	–	–
4661	2	1	–	–	–	–	1	1	–	–	–	–	1	–	–	–	–	–
4662	2	–	–	1	–	–	1	–	–	–	–	–	–	–	–	–	–	–
4669	1	–	1	–	–	–	1	–	–	–	–	1	–	–	–	–	–	–
4671	1	–	–	–	–	–	1	–	–	–	–	–	–	–	–	–	–	–
4672	–	1	1	–	–	–	–	–	–	–	1	1	–	–	–	–	–	–
4679	4	1	1	–	–	–	1	1	–	1	–	1	1	–	–	1	–	–
4681	1	1	–	–	–	–	1	1	–	–	–	–	–	–	–	–	–	–
4682	1	1	1	–	–	–	–	1	–	–	–	1	1	–	–	–	–	–
4683	2	–	1	–	–	–	2	–	1	–	–	–	–	–	–	–	–	–
4687	–	1	–	–	–	–	–	1	–	–	–	–	–	–	–	–	–	–
4689	–	–	2	–	–	–	–	–	1	–	–	1	–	–	–	–	–	–
4691	9	4	5	–	–	–	2	2	3	7	1	2	–	–	–	–	1	–
4692	1	1	–	–	–	–	1	–	–	–	1	–	–	–	–	–	–	–
4693	17	39	26	1	–	–	8	26	11	5	12	15	3	–	–	–	1	–
4711	34	50	48	–	1	2	13	29	23	18	20	23	2	–	–	1	–	–
4712	2	2	3	–	1	–	–	1	2	–	–	1	2	–	–	–	–	–
4713	9	11	2	–	–	–	5	10	1	3	1	1	1	–	–	–	–	–
4721	–	1	–	–	–	–	–	1	–	–	–	–	–	–	–	–	–	–
4722	1	1	1	–	–	–	1	–	–	–	1	1	–	–	–	–	–	–
4723	7	15	3	–	–	–	2	9	1	4	5	2	–	1	–	1	–	–
4724	3	–	–	–	–	–	2	–	–	–	–	–	–	–	–	1	–	–
4729	–	–	1	–	–	–	–	–	1	–	–	–	–	–	–	–	–	–
4731	6	8	5	–	–	–	2	5	4	2	2	1	2	1	–	–	–	–
4743	1	2	2	–	–	–	1	2	1	–	–	1	–	–	–	–	–	–
4744	10	19	22	–	–	1	4	10	12	5	6	7	1	–	1	–	3	1
4751	–	1	3	–	–	–	–	–	1	–	1	2	–	–	–	–	–	–
4752	1	–	–	–	–	–	1	–	–	–	–	–	–	–	–	–	–	–
4753	4	4	3	–	–	–	4	3	2	–	1	1	–	–	–	–	–	–
4754	21	14	13	–	–	–	19	9	9	2	5	4	–	–	–	–	–	–
4755	1	5	2	–	–	–	1	2	1	–	3	1	–	–	–	–	–	–
4756	–	1	–	–	–	–	–	–	–	–	1	–	–	–	–	–	–	–
4757	1	2	4	–	–	–	–	2	4	–	–	–	1	–	–	–	–	–
4759	2	–	2	–	–	–	–	–	2	1	–	–	1	–	–	–	–	–
4761	–	–	3	–	–	–	–	–	2	–	–	1	–	–	–	–	–	–
4763	2	1	–	–	–	–	1	1	–	–	–	–	1	–	–	–	–	–
4771	1	6	9	–	–	–	1	4	8	–	2	1	–	–	–	–	–	–
4772	2	–	2	–	–	–	1	–	2	1	–	–	–	–	–	–	–	–
4774	1	1	1	–	–	–	–	1	1	1	–	–	–	–	–	–	–	–
4781	17	19	17	2	–	1	8	15	10	6	4	6	1	–	–	–	–	–
4782	3	2	6	–	1	–	2	1	5	–	–	1	1	–	–	–	–	–
4783	–	1	–	–	–	–	–	–	–	–	1	–	–	–	–	–	–	–
4784	3	4	1	–	–	–	–	2	–	1	2	1	2	–	–	–	–	–
4789	1	3	2	–	–	1	–	2	1	–	–	–	1	–	–	–	1	–
4911	2	5	2	–	–	–	2	2	1	–	2	1	–	–	–	–	1	–

Capítulo 38 - Piauí

38.1 - Quantidade de acidentes do trabalho liquidados, por consequência, segundo a Classificação Nacional de Atividades Econômicas (CNAE), no estado do Piauí - 2014/2016

(continuação)

CNAE	QUANTIDADE DE ACIDENTES DO TRABALHO LIQUIDADOS																	
	Total			Consequência														
				Assistência Médica			Menos de 15 dias			Mais de 15 dias			Incapacidade Permanente			Óbito		
	2014	2015	2016	2014	2015	2016	2014	2015	2016	2014	2015	2016	2014	2015	2016	2014	2015	2016
4912	–	3	–	–	–	–	–	2	–	–	–	–	–	–	–	–	1	–
4921	26	32	24	–	1	–	14	18	13	5	13	9	5	–	2	2	–	–
4922	8	16	13	1	2	–	4	5	2	1	8	10	2	1	1	–	–	–
4929	1	1	2	–	–	–	–	1	–	–	–	2	1	–	–	–	–	–
4930	32	40	42	–	–	2	17	19	22	8	18	17	5	1	1	2	2	–
5021	–	–	1	–	–	–	–	–	–	–	–	1	–	–	–	–	–	–
5030	–	2	3	–	–	–	–	–	–	–	2	3	–	–	–	–	–	–
5111	13	20	4	–	–	–	–	2	–	13	18	4	–	–	–	–	–	–
5112	1	–	–	–	–	–	–	–	–	1	–	–	–	–	–	–	–	–
5211	3	4	–	–	–	–	–	3	–	3	1	–	–	–	–	–	–	–
5212	6	4	8	–	–	–	–	1	1	5	3	7	1	–	–	–	–	–
5221	1	–	–	–	–	–	–	–	–	1	–	–	–	–	–	–	–	–
5223	1	–	–	–	–	–	–	–	–	1	–	–	–	–	–	–	–	–
5229	3	3	1	–	–	–	1	1	1	–	1	–	2	–	–	–	1	–
5240	6	1	1	1	–	–	3	1	1	2	–	–	–	–	–	–	–	–
5250	2	–	–	–	–	–	2	–	–	–	–	–	–	–	–	–	–	–
5310	151	104	85	24	21	14	115	77	68	10	6	3	1	–	–	1	–	–
5320	–	–	1	–	–	–	–	–	1	–	–	–	–	–	–	–	–	–
5510	7	5	8	–	–	–	2	3	5	5	2	2	–	–	1	–	–	–
5611	21	9	12	–	1	–	13	4	6	5	4	5	3	–	1	–	–	–
5620	2	2	3	–	–	–	1	2	3	1	–	–	–	–	–	–	–	–
5911	1	–	–	–	–	–	–	–	–	1	–	–	–	–	–	–	–	–
6021	3	–	–	–	–	–	2	–	–	1	–	–	–	–	–	–	–	–
6110	1	2	1	–	–	–	1	1	1	–	1	–	–	–	–	–	–	–
6120	1	–	2	–	–	–	–	–	–	1	–	2	–	–	–	–	–	–
6190	3	1	1	1	–	–	1	–	1	1	1	–	–	–	–	–	–	–
6201	5	3	1	–	–	–	–	1	–	5	2	1	–	–	–	–	–	–
6311	–	3	1	–	–	–	–	2	–	–	1	1	–	–	–	–	–	–
6399	–	–	1	–	–	–	–	–	1	–	–	–	–	–	–	–	–	–
6421	2	7	16	1	–	–	1	2	14	–	5	2	–	–	–	–	–	–
6422	14	17	15	–	–	–	11	11	7	2	6	8	1	–	–	–	–	–
6423	3	4	–	–	–	–	2	4	–	–	–	–	1	–	–	–	–	–
6436	1	–	–	–	–	–	–	–	–	1	–	–	–	–	–	–	–	–
6493	1	–	–	–	–	–	1	–	–	–	–	–	–	–	–	–	–	–
6499	2	–	–	–	–	–	1	–	–	1	–	–	–	–	–	–	–	–
6550	10	4	9	1	–	2	7	3	7	2	1	–	–	–	–	–	–	–
6613	1	–	1	–	–	–	–	–	1	1	–	–	–	–	–	–	–	–
6619	–	2	–	–	–	–	–	–	–	–	2	–	–	–	–	–	–	–
6630	1	–	–	–	–	–	–	–	–	1	–	–	–	–	–	–	–	–
6810	2	–	2	–	–	–	–	–	1	1	–	1	1	–	–	–	–	–
6822	15	13	17	–	–	–	15	10	14	–	3	3	–	–	–	–	–	–
6920	1	1	3	–	–	–	–	1	1	1	–	2	–	–	–	–	–	–
7010	1	–	–	–	–	–	–	–	–	1	–	–	–	–	–	–	–	–
7112	12	21	25	1	1	1	9	13	13	2	7	11	–	–	–	–	–	–
7119	2	2	6	–	–	2	2	1	3	–	1	1	–	–	–	–	–	–
7210	4	10	10	–	2	1	4	8	9	–	–	–	–	–	–	–	–	–
7311	–	1	–	–	–	–	–	–	–	–	1	–	–	–	–	–	–	–
7319	1	1	–	–	–	–	–	–	–	1	1	–	–	–	–	–	–	–
7320	1	1	1	–	–	–	–	1	1	1	–	–	–	–	–	–	–	–
7420	3	1	–	–	–	–	1	–	–	2	1	–	–	–	–	–	–	–
7490	2	1	–	–	–	–	1	–	–	–	1	–	1	–	–	–	–	–
7711	–	3	–	–	–	–	–	–	–	–	3	–	–	–	–	–	–	–
7732	3	1	5	–	–	–	1	1	4	2	–	1	–	–	–	–	–	–
7733	–	1	1	–	–	–	–	–	1	–	1	–	–	–	–	–	–	–
7739	–	2	1	–	1	–	–	1	1	–	–	–	–	–	–	–	–	–
7810	7	23	24	–	–	–	5	4	5	2	19	18	–	–	1	–	–	–
7820	5	8	4	–	–	–	5	1	–	–	7	4	–	–	–	–	–	–
7830	1	1	8	–	–	–	–	–	4	–	1	3	1	–	–	–	–	1
7911	1	–	1	–	–	–	–	–	1	–	–	–	1	–	–	–	–	–
8011	29	34	34	1	–	1	19	20	15	7	14	18	1	–	–	1	–	–
8012	8	7	16	–	–	–	1	1	7	7	6	9	–	–	–	–	–	–
8020	3	6	3	–	–	–	2	3	2	1	3	1	–	–	–	–	–	–
8030	4	26	23	–	–	–	–	–	–	4	26	23	–	–	–	–	–	–
8111	1	1	3	–	–	–	–	–	1	–	1	2	1	–	–	–	–	–
8112	2	2	5	–	–	–	1	1	2	–	1	2	1	–	1	–	–	–
8121	23	36	18	–	–	–	14	10	5	7	24	12	2	2	1	–	–	–
8122	1	–	–	–	–	–	–	–	–	1	–	–	–	–	–	–	–	–
8129	1	–	–	–	–	–	–	–	–	1	–	–	–	–	–	–	–	–
8130	3	4	–	–	–	–	–	–	–	3	4	–	–	–	–	–	–	–
8211	4	9	5	–	–	–	1	1	2	3	8	3	–	–	–	–	–	–
8219	2	–	–	–	–	–	1	–	–	–	–	–	1	–	–	–	–	–
8220	28	78	86	–	3	1	20	48	52	8	26	33	–	–	–	–	1	–
8291	2	2	1	–	–	–	1	1	1	1	1	–	–	–	–	–	–	–
8292	–	–	1	–	–	–	–	–	1	–	–	–	–	–	–	–	–	–
8299	12	13	18	–	–	1	9	4	7	3	9	10	–	–	–	–	–	–
8411	19	17	17	–	–	–	12	8	6	3	7	8	4	2	3	–	–	–
8413	–	1	–	–	–	–	–	1	–	–	–	–	–	–	–	–	–	–
8424	1	–	–	–	–	–	–	–	–	–	–	–	1	–	–	–	–	–
8511	51	90	65	–	–	–	–	1	–	51	89	65	–	–	–	–	–	–

Capítulo 38 - Piauí

38.1 - Quantidade de acidentes do trabalho liquidados, por consequência, segundo a Classificação Nacional de Atividades Econômicas (CNAE), no estado do Piauí - 2014/2016

(conclusão)

CNAE	QUANTIDADE DE ACIDENTES DO TRABALHO LIQUIDADOS																	
	Total			Consequência														
				Assistência Médica			Menos de 15 dias			Mais de 15 dias			Incapacidade Permanente			Óbito		
	2014	2015	2016	2014	2015	2016	2014	2015	2016	2014	2015	2016	2014	2015	2016	2014	2015	2016
8512	1	1	–	–	–	–	1	1	–	–	–	–	–	–	–	–	–	–
8513	5	3	10	–	–	–	2	3	8	3	–	2	–	–	–	–	–	–
8520	–	4	5	–	–	–	–	2	4	–	1	1	–	–	–	–	1	–
8531	21	11	8	–	1	–	1	3	1	20	7	7	–	–	–	–	–	–
8532	5	2	–	–	–	–	2	–	–	3	2	–	–	–	–	–	–	–
8599	3	5	1	–	–	–	1	3	1	1	1	–	–	1	–	1	–	–
8610	103	127	120	23	31	31	75	74	61	2	22	28	2	–	–	1	–	–
8630	2	–	1	–	–	–	1	–	–	1	–	1	–	–	–	–	–	–
8640	6	28	24	1	7	7	4	18	10	1	3	7	–	–	–	–	–	–
8650	1	1	–	–	–	–	1	–	–	–	1	–	–	–	–	–	–	–
8660	32	54	66	22	41	51	9	9	10	1	4	5	–	–	–	–	–	–
8690	1	–	–	–	–	–	1	–	–	–	–	–	–	–	–	–	–	–
8800	–	–	3	–	–	–	–	–	3	–	–	–	–	–	–	–	–	–
9313	–	1	1	–	–	–	–	1	1	–	–	–	–	–	–	–	–	–
9329	–	2	–	–	–	–	–	1	–	–	–	–	–	–	–	–	1	–
9430	2	–	1	–	–	–	1	–	1	–	–	–	1	–	–	–	–	–
9491	–	2	1	–	–	–	–	1	–	–	–	–	–	1	1	–	–	–
9499	8	12	19	–	–	–	4	11	19	4	1	–	–	–	–	–	–	–
9511	2	–	–	–	–	–	1	–	–	1	–	–	–	–	–	–	–	–
9512	–	2	1	–	–	–	–	2	1	–	–	–	–	–	–	–	–	–
9521	–	1	2	–	–	–	–	–	2	–	1	–	–	–	–	–	–	–
9602	1	–	–	–	–	–	–	–	–	1	–	–	–	–	–	–	–	–
9603	–	–	7	–	–	1	–	–	5	–	–	1	–	–	–	–	–	–
Ignorado	2.531	1.896	1.960	–	–	–	1	5	8	2.465	1.752	1.810	65	139	142	–	–	–

Fonte: DATAPREV, CAT, SUB.
Nota: Os dados são preliminares, estando sujeitos a correções.

Capítulo 38 - Piauí

38.2 - Quantidade mensal de acidentes do trabalho liquidados, por consequência, no estado do Piauí - 2014/2016

MESES	QUANTIDADE DE ACIDENTES DO TRABALHO LIQUIDADOS																	
	Total			Consequência														
				Assistência Médica			Menos de 15 dias			Mais de 15 dias			Incapacidade Permanente			Óbito		
	2014	2015	2016	2014	2015	2016	2014	2015	2016	2014	2015	2016	2014	2015	2016	2014	2015	2016
TOTAL	**4.638**	**4.121**	**3.986**	**140**	**161**	**161**	**1.137**	**1.203**	**1.069**	**3.139**	**2.576**	**2.563**	**200**	**158**	**180**	**22**	**23**	**13**
Janeiro	348	349	289	7	12	16	82	79	77	245	245	191	12	12	5	2	1	–
Fevereiro	382	326	305	8	11	14	78	85	77	278	211	202	16	19	11	2	–	1
Março	371	356	375	10	12	14	96	103	105	240	224	234	24	15	22	1	2	–
Abril	381	321	346	13	12	9	109	96	70	237	200	242	20	11	23	2	2	2
Maio	386	356	396	18	12	16	106	110	91	245	212	273	14	20	16	3	2	–
Junho	353	337	416	9	11	14	73	107	118	262	192	270	8	24	11	1	3	3
Julho	409	379	368	20	19	12	97	106	99	276	238	239	16	12	18	–	4	–
Agosto	416	328	376	10	13	20	97	100	93	288	202	246	19	13	16	2	–	1
Setembro	432	343	292	10	20	17	108	114	83	297	203	176	15	4	15	2	2	1
Outubro	451	352	316	14	9	11	114	106	93	305	228	192	16	7	18	2	2	2
Novembro	364	339	259	8	13	9	86	96	79	240	213	150	29	14	19	1	3	2
Dezembro	345	335	248	13	17	9	91	101	84	226	208	148	11	7	6	4	2	1

Fonte: DATAPREV, CAT, SUB.
Nota: Os dados são preliminares, estando sujeitos a correções.

DISTRIBUIÇÃO DE ACIDENTES DO TRABALHO LIQUIDADOS, POR CONSEQUÊNCIA, NO ESTADO DO PIAUÍ - 2016

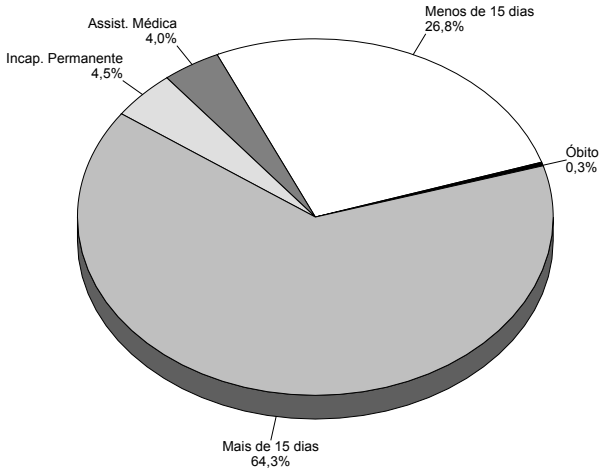

Fonte: DATAPREV, CAT, SUB.

Capítulo 39 - Ceará

39.1 - Quantidade de acidentes do trabalho liquidados, por consequência, segundo a Classificação Nacional de Atividades Econômicas (CNAE), no estado do Ceará - 2014/2016

(continua)

CNAE	QUANTIDADE DE ACIDENTES DO TRABALHO LIQUIDADOS																	
	Total			Consequência														
				Assistência Médica			Menos de 15 dias			Mais de 15 dias			Incapacidade Permanente			Óbito		
	2014	2015	2016	2014	2015	2016	2014	2015	2016	2014	2015	2016	2014	2015	2016	2014	2015	2016
TOTAL	**13.766**	**12.168**	**12.155**	**1.152**	**1.181**	**1.296**	**5.994**	**6.817**	**6.719**	**6.271**	**3.883**	**3.843**	**289**	**235**	**237**	**60**	**52**	**60**
0111	28	2	–	–	–	–	–	–	–	28	2	–	–	–	–	–	–	–
0112	–	1	2	–	–	–	–	–	–	–	–	–	–	1	2	–	–	–
0113	8	1	–	–	–	–	3	1	–	4	–	–	1	–	–	–	–	–
0114	1	–	1	–	–	–	–	–	–	1	–	1	–	–	–	–	–	–
0119	32	51	46	–	–	1	26	40	31	6	10	14	–	–	–	–	1	–
0121	3	4	7	–	–	–	–	1	1	3	3	6	–	–	–	–	–	–
0122	3	3	3	–	–	–	2	1	2	1	2	1	–	–	–	–	–	–
0131	–	1	1	–	–	–	–	–	–	–	–	–	–	1	1	–	–	–
0132	–	1	–	–	–	–	–	–	–	–	1	–	–	–	–	–	–	–
0133	156	106	103	–	–	–	138	99	89	15	7	14	2	–	–	1	–	–
0135	–	2	–	–	–	–	–	–	–	–	–	–	–	2	–	–	–	–
0139	5	3	1	–	–	–	–	–	–	5	3	1	–	–	–	–	–	–
0141	2	–	2	–	–	–	1	–	–	1	–	–	–	–	2	–	–	–
0142	1	–	–	–	–	–	–	–	–	1	–	–	–	–	–	–	–	–
0151	8	3	4	–	–	–	3	2	2	5	–	2	–	1	–	–	–	–
0152	–	–	1	–	–	–	–	–	–	–	–	–	–	–	1	–	–	–
0153	–	4	2	–	–	–	–	1	–	–	–	–	–	3	2	–	–	–
0154	1	1	5	–	–	–	1	–	3	–	–	1	–	1	1	–	–	–
0155	84	79	72	1	4	1	62	53	49	17	22	19	4	–	1	–	–	2
0159	4	2	–	–	–	–	3	2	–	1	–	–	–	–	–	–	–	–
0161	5	6	4	–	–	–	2	4	–	3	1	3	–	–	1	–	1	–
0162	1	–	2	–	–	–	–	–	–	–	–	–	1	–	2	–	–	–
0220	–	–	1	–	–	–	–	–	1	–	–	–	–	–	–	–	–	–
0230	–	–	2	–	–	–	–	–	2	–	–	–	–	–	–	–	–	–
0311	2	22	5	–	2	–	–	15	3	2	5	2	–	–	–	–	–	–
0321	18	12	4	–	–	–	13	9	2	5	3	1	–	–	–	–	–	1
0322	1	2	2	–	–	–	1	1	2	–	1	–	–	–	–	–	–	–
0600	13	13	–	12	10	–	1	2	–	–	–	–	–	–	–	–	1	–
0710	–	2	1	–	–	–	–	2	–	–	–	1	–	–	–	–	–	–
0810	24	26	22	–	–	–	15	22	17	8	3	5	1	–	–	–	1	–
0892	1	1	1	–	–	–	–	1	1	1	–	–	–	–	–	–	–	–
0893	2	–	1	–	–	–	1	–	1	1	–	–	–	–	–	–	–	–
0899	3	2	–	–	–	–	2	1	–	1	1	–	–	–	–	–	–	–
0910	2	4	2	1	3	1	1	–	–	–	–	1	–	1	–	–	–	–
1012	38	39	20	1	1	–	12	24	6	24	14	14	1	–	–	–	–	–
1013	30	20	14	–	1	–	17	16	10	13	3	4	–	–	–	–	–	–
1020	3	12	16	–	–	1	1	10	9	1	2	4	1	–	2	–	–	–
1031	42	42	37	1	5	6	26	25	21	13	9	10	1	–	–	1	3	–
1033	23	14	21	–	–	–	21	11	17	2	3	4	–	–	–	–	–	–
1041	1	–	–	–	–	–	–	–	–	1	–	–	–	–	–	–	–	–
1042	–	–	1	–	–	–	–	–	1	–	–	–	–	–	–	–	–	–
1043	19	24	17	4	3	1	15	16	15	–	4	1	–	–	–	–	1	–
1051	7	19	5	–	–	–	5	15	4	2	4	1	–	–	–	–	–	–
1052	16	17	9	–	1	–	9	12	7	7	4	2	–	–	–	–	–	–
1053	11	5	7	1	–	–	6	4	5	4	1	2	–	–	–	–	–	–
1061	1	–	3	–	–	–	–	–	2	1	–	1	–	–	–	–	–	–
1062	40	39	129	3	5	16	32	30	101	5	4	12	–	–	–	–	–	–
1066	36	35	24	–	–	–	28	33	13	8	2	11	–	–	–	–	–	–
1069	12	13	17	–	–	–	9	12	14	3	1	3	–	–	–	–	–	–
1081	35	26	25	1	1	–	29	24	22	5	1	3	–	–	–	–	–	–
1091	37	31	30	–	–	–	16	14	16	20	17	14	1	–	–	–	–	–
1092	5	15	8	2	–	2	3	9	5	–	6	1	–	–	–	–	–	–
1094	171	164	108	8	10	6	133	139	88	28	15	14	1	–	–	1	–	–
1095	3	1	7	–	–	–	2	1	3	1	–	3	–	–	–	–	–	1
1096	5	4	11	–	–	–	5	4	9	–	–	2	–	–	–	–	–	–
1099	37	35	28	3	1	–	26	27	24	6	7	3	2	–	–	–	–	1
1111	16	21	8	2	–	–	9	11	4	4	10	4	1	–	–	–	–	–
1113	21	32	23	5	6	4	12	24	13	4	2	6	–	–	–	–	–	–
1121	17	18	19	–	–	–	7	12	12	10	6	7	–	–	–	–	–	–
1122	109	100	77	4	4	2	90	79	56	13	16	19	1	–	–	1	1	–
1311	21	16	13	–	–	1	14	13	8	6	3	4	–	–	–	1	–	–
1312	1	1	1	–	–	–	1	–	–	–	1	1	–	–	–	–	–	–
1321	56	60	44	3	3	9	40	48	27	11	9	8	1	–	–	1	–	–
1322	13	13	10	1	–	–	10	12	8	2	1	2	–	–	–	–	–	–
1323	2	6	4	–	1	–	–	1	3	2	4	1	–	–	–	–	–	–
1330	38	37	35	2	–	1	25	31	25	9	4	9	1	–	–	1	2	–
1340	2	–	2	–	–	–	–	–	1	2	–	1	–	–	–	–	–	–
1351	8	5	4	–	–	–	4	3	3	4	2	1	–	–	–	–	–	–
1354	29	22	11	1	1	–	21	17	9	7	4	2	–	–	–	–	–	–
1359	25	11	15	–	–	–	18	9	7	6	1	8	1	1	–	–	–	–
1411	36	32	38	–	–	–	23	27	26	12	5	12	1	–	–	–	–	–
1412	232	243	230	–	52	67	194	157	119	34	34	44	4	–	–	–	–	–
1413	4	3	3	–	–	–	–	3	2	3	–	1	1	–	–	–	–	–
1414	3	1	2	–	–	–	–	1	1	3	–	1	–	–	–	–	–	–
1422	2	–	–	1	–	–	1	–	–	–	–	–	–	–	–	–	–	–
1510	47	38	26	1	1	–	35	23	11	11	14	15	–	–	–	–	–	–
1521	1	4	5	–	–	–	–	2	1	1	2	4	–	–	–	–	–	–
1531	405	423	468	103	80	87	261	304	342	37	37	37	3	–	–	1	2	2
1532	9	18	12	–	–	–	6	11	9	3	7	3	–	–	–	–	–	–
1533	427	140	234	1	3	2	354	114	202	62	21	27	8	–	–	2	2	3
1539	16	14	23	–	–	–	7	12	17	6	2	5	3	–	–	–	–	1
1540	13	11	17	–	–	1	7	7	8	6	4	7	–	–	–	–	–	1
1610	8	4	1	–	–	–	1	2	1	5	2	–	2	–	–	–	–	–

Capítulo 39 - Ceará

39.1 - Quantidade de acidentes do trabalho liquidados, por consequência, segundo a Classificação Nacional de Atividades Econômicas (CNAE), no estado do Ceará - 2014/2016

(continuação)

CNAE	QUANTIDADE DE ACIDENTES DO TRABALHO LIQUIDADOS																	
	Total			Consequência														
				Assistência Médica			Menos de 15 dias			Mais de 15 dias			Incapacidade Permanente			Óbito		
	2014	2015	2016	2014	2015	2016	2014	2015	2016	2014	2015	2016	2014	2015	2016	2014	2015	2016
1622	10	5	7	–	–	–	3	3	2	6	2	5	1	–	–	–	–	–
1629	1	3	1	–	–	–	1	2	–	–	1	1	–	–	–	–	–	–
1721	2	3	–	–	–	–	–	2	–	2	1	–	–	–	–	–	–	–
1731	49	22	23	–	–	1	35	18	16	13	4	6	1	–	–	–	–	–
1733	13	7	15	7	1	6	5	5	7	1	1	2	–	–	–	–	–	–
1741	3	1	3	–	–	–	1	1	1	1	–	2	1	–	–	–	–	–
1742	2	–	2	–	–	–	–	–	2	2	–	–	–	–	–	–	–	–
1749	8	3	6	–	–	–	2	2	3	6	1	3	–	–	–	–	–	–
1811	6	2	9	–	–	–	–	1	7	5	1	2	1	–	–	–	–	–
1812	14	2	3	–	–	–	1	1	3	13	1	–	–	–	–	–	–	–
1813	11	10	8	–	–	–	7	8	5	4	2	3	–	–	–	–	–	–
1821	1	1	3	–	–	–	1	1	1	–	–	1	–	–	–	–	–	1
1822	1	1	1	–	–	–	–	–	–	1	1	1	–	–	–	–	–	–
1910	1	–	–	–	–	–	–	–	–	1	–	–	–	–	–	–	–	–
1921	19	24	12	5	1	10	8	20	2	6	3	–	–	–	–	–	–	–
1931	52	33	30	1	–	–	–	1	2	51	32	28	–	–	–	–	–	–
1932	–	1	–	–	–	–	–	1	–	–	–	–	–	–	–	–	–	–
2021	2	–	–	–	–	–	–	–	–	2	–	–	–	–	–	–	–	–
2022	1	1	–	–	–	–	–	–	–	1	1	–	–	–	–	–	–	–
2031	10	–	–	–	–	–	–	–	–	10	–	–	–	–	–	–	–	–
2040	–	1	–	–	–	–	–	–	–	–	1	–	–	–	–	–	–	–
2051	1	1	–	–	–	–	1	1	–	–	–	–	–	–	–	–	–	–
2052	–	1	–	–	–	–	–	1	–	–	–	–	–	–	–	–	–	–
2061	4	7	2	–	–	–	4	5	–	–	2	2	–	–	–	–	–	–
2062	2	4	1	–	–	–	2	3	1	–	1	–	–	–	–	–	–	–
2063	2	4	4	–	–	–	2	3	2	–	1	2	–	–	–	–	–	–
2071	10	13	11	–	–	–	7	10	8	3	3	2	–	–	–	–	–	1
2073	7	3	3	–	–	1	6	3	2	1	–	–	–	–	–	–	–	–
2091	–	–	1	–	–	–	–	–	–	–	–	1	–	–	–	–	–	–
2093	2	1	1	–	–	–	2	1	1	–	–	–	–	–	–	–	–	–
2099	–	5	4	–	–	–	–	2	4	–	3	–	–	–	–	–	–	–
2121	27	23	35	–	–	–	20	20	28	6	3	7	1	–	–	–	–	–
2211	1	1	1	–	–	–	–	1	–	1	–	–	–	–	1	–	–	–
2212	1	4	1	–	–	–	–	4	–	1	–	–	–	–	1	–	–	–
2219	20	12	14	1	–	1	7	8	10	11	4	3	–	–	–	1	–	–
2221	7	2	1	1	–	–	2	–	1	4	2	–	–	–	–	–	–	–
2222	17	11	12	–	–	–	12	9	10	5	2	–	–	–	1	–	–	1
2229	32	23	26	–	1	–	16	15	14	15	6	12	1	–	–	–	1	–
2311	1	5	4	–	–	–	–	3	3	1	2	1	–	–	–	–	–	–
2312	6	1	–	2	–	–	3	1	–	1	–	–	–	–	–	–	–	–
2319	10	6	2	–	–	–	2	4	1	6	2	1	2	–	–	–	–	–
2320	35	26	35	7	4	13	24	17	15	2	5	7	2	–	–	–	–	–
2330	30	39	53	1	4	1	15	26	33	12	8	19	2	1	–	–	–	–
2341	1	1	2	–	–	–	–	–	2	1	1	–	–	–	–	–	–	–
2342	45	52	42	–	–	–	24	35	31	16	16	11	4	–	–	1	1	–
2349	12	19	8	5	1	1	5	16	7	2	2	–	–	–	–	–	–	–
2391	6	6	7	–	–	–	3	4	4	2	2	3	1	–	–	–	–	–
2392	20	22	14	–	–	–	16	22	13	3	–	1	1	–	–	–	–	–
2399	11	17	14	–	–	–	7	11	8	4	6	6	–	–	–	–	–	–
2412	5	3	2	3	–	–	2	2	2	–	1	–	–	–	–	–	–	–
2421	7	21	28	4	6	14	2	13	10	1	2	4	–	–	–	–	–	–
2422	4	9	17	–	–	–	3	7	16	1	2	1	–	–	–	–	–	–
2423	13	11	12	9	7	6	2	4	5	2	–	1	–	–	–	–	–	–
2424	1	–	–	–	–	–	–	–	–	1	–	–	–	–	–	–	–	–
2431	164	95	52	50	36	15	95	49	30	19	10	7	–	–	–	–	–	–
2441	5	5	2	–	–	–	3	3	1	2	2	1	–	–	–	–	–	–
2451	5	2	–	–	–	–	2	1	–	3	1	–	–	–	–	–	–	–
2452	6	5	–	–	–	–	–	–	–	6	5	–	–	–	–	–	–	–
2511	21	14	14	1	–	–	12	7	10	8	7	4	–	–	–	–	–	–
2512	19	10	14	–	1	–	9	6	7	9	3	6	1	–	1	–	–	–
2513	1	–	–	–	–	–	–	–	–	1	–	–	–	–	–	–	–	–
2521	2	3	1	–	–	–	–	2	1	2	1	–	–	–	–	–	–	–
2522	3	2	3	–	–	–	–	–	1	3	2	2	–	–	–	–	–	–
2531	1	–	–	–	–	–	–	–	–	1	–	–	–	–	–	–	–	–
2532	14	8	10	1	–	–	11	7	9	2	–	1	–	1	–	–	–	–
2539	11	5	4	3	–	1	3	3	3	4	2	–	1	–	–	–	–	–
2542	2	2	2	–	–	–	–	1	1	2	1	1	–	–	–	–	–	–
2543	2	1	4	1	–	1	1	1	3	–	–	–	–	–	–	–	–	–
2591	14	10	5	–	–	–	12	9	3	2	1	2	–	–	–	–	–	–
2592	7	2	6	–	–	–	3	2	1	3	–	5	1	–	–	–	–	–
2593	8	15	5	–	–	–	4	10	2	4	5	3	–	–	–	–	–	–
2599	22	12	11	–	1	–	10	9	8	12	2	3	–	–	–	–	–	–
2621	3	1	–	–	–	–	1	1	–	2	–	–	–	–	–	–	–	–
2622	3	7	2	1	1	1	1	5	1	1	1	–	–	–	–	–	–	–
2640	1	–	–	–	–	–	1	–	–	–	–	–	–	–	–	–	–	–
2680	1	–	–	–	–	–	–	–	–	1	–	–	–	–	–	–	–	–
2710	40	80	109	7	29	9	32	46	90	1	5	10	–	–	–	–	–	–
2721	–	5	2	–	–	–	–	–	–	–	5	2	–	–	–	–	–	–
2731	7	5	1	–	2	–	1	1	–	6	2	1	–	–	–	–	–	–
2732	1	1	–	–	1	–	–	–	–	1	–	–	–	–	–	–	–	–
2740	2	–	–	–	–	–	–	–	–	1	–	–	1	–	–	–	–	–
2751	206	179	124	2	8	2	186	164	110	18	7	11	–	–	–	–	–	1
2759	10	1	7	–	–	–	8	1	4	1	–	3	1	–	–	–	–	–
2790	3	3	–	1	–	–	1	2	–	1	1	–	–	–	–	–	–	–
2811	3	3	2	–	–	–	–	2	2	3	1	–	–	–	–	–	–	–

Capítulo 39 - Ceará

39.1 - Quantidade de acidentes do trabalho liquidados, por consequência, segundo a Classificação Nacional de Atividades Econômicas (CNAE), no estado do Ceará - 2014/2016

(continuação)

CNAE	QUANTIDADE DE ACIDENTES DO TRABALHO LIQUIDADOS																	
	Total			Consequência														
				Assistência Médica			Menos de 15 dias			Mais de 15 dias			Incapacidade Permanente			Óbito		
	2014	2015	2016	2014	2015	2016	2014	2015	2016	2014	2015	2016	2014	2015	2016	2014	2015	2016
2812	3	2	3	–	–	–	3	1	1	–	1	2	–	–	–	–	–	–
2813	5	2	4	–	–	–	3	2	3	1	–	1	1	–	–	–	–	–
2822	3	3	1	–	–	–	3	3	1	–	–	–	–	–	–	–	–	–
2823	3	–	1	–	–	–	1	–	–	2	–	1	–	–	–	–	–	–
2829	–	1	–	–	–	–	–	–	–	–	1	–	–	–	–	–	–	–
2833	4	2	2	–	–	–	–	2	2	4	–	–	–	–	–	–	–	–
2840	1	2	1	–	–	1	–	2	–	1	–	–	–	–	–	–	–	–
2861	–	–	1	–	–	–	–	–	1	–	–	–	–	–	–	–	–	–
2862	–	1	–	–	–	–	–	1	–	–	–	–	–	–	–	–	–	–
2869	20	24	8	3	–	–	14	23	8	3	1	–	–	–	–	–	–	–
2910	–	1	–	–	–	–	–	1	–	–	–	–	–	–	–	–	–	–
2920	1	–	–	–	–	–	–	–	–	1	–	–	–	–	–	–	–	–
2930	17	15	5	–	–	–	12	11	4	5	4	1	–	–	–	–	–	–
2943	4	13	6	–	–	–	2	7	3	2	5	3	–	–	–	–	1	–
2944	1	–	2	–	–	–	1	–	1	–	–	1	–	–	–	–	–	–
2945	1	–	–	–	–	–	–	–	–	–	–	–	1	–	–	–	–	–
2949	2	1	3	–	–	–	1	–	–	1	1	3	–	–	–	–	–	–
2950	1	–	3	–	–	–	–	–	1	1	–	2	–	–	–	–	–	–
3011	8	8	16	–	–	–	5	7	14	3	1	2	–	–	–	–	–	–
3031	1	2	–	–	–	–	–	2	–	1	–	–	–	–	–	–	–	–
3091	3	5	8	1	–	–	2	5	6	–	–	2	–	–	–	–	–	–
3092	–	–	1	–	–	–	–	–	1	–	–	–	–	–	–	–	–	–
3099	1	1	–	–	–	–	–	1	–	1	–	–	–	–	–	–	–	–
3101	39	52	40	–	–	–	22	41	31	13	11	9	4	–	–	–	–	–
3102	17	17	10	–	1	1	11	13	6	6	3	3	–	–	–	–	–	–
3103	4	2	2	–	–	–	3	1	2	1	1	–	–	–	–	–	–	–
3104	13	11	13	–	–	–	8	7	10	4	4	3	1	–	–	–	–	–
3212	–	1	1	–	–	–	–	–	–	–	1	1	–	–	–	–	–	–
3230	10	4	–	–	–	–	–	–	–	10	4	–	–	–	–	–	–	–
3240	1	1	–	–	–	–	1	–	–	–	1	–	–	–	–	–	–	–
3250	8	7	1	1	–	–	7	4	–	–	3	1	–	–	–	–	–	–
3291	2	1	1	–	–	–	–	–	–	2	1	1	–	–	–	–	–	–
3299	3	5	5	–	–	–	1	4	3	2	1	1	–	–	–	–	–	1
3311	6	4	5	–	–	–	6	4	3	–	–	2	–	–	–	–	–	–
3313	14	19	22	–	–	2	11	18	20	3	1	–	–	–	–	–	–	–
3314	7	10	4	–	–	1	4	10	2	2	–	1	1	–	–	–	–	–
3315	1	7	6	1	–	–	–	7	3	–	–	3	–	–	–	–	–	–
3317	–	1	–	–	1	–	–	–	–	–	–	–	–	–	–	–	–	–
3319	–	1	–	–	–	–	–	–	–	–	1	–	–	–	–	–	–	–
3321	3	1	3	–	1	–	2	–	2	1	–	1	–	–	–	–	–	–
3329	3	6	6	–	–	–	1	5	4	2	1	1	–	–	1	–	–	–
3511	58	55	34	29	24	14	22	29	17	7	2	3	–	–	–	–	–	–
3512	–	–	3	–	–	–	–	–	2	–	–	–	–	–	–	–	–	1
3514	8	15	14	4	3	6	4	11	7	–	1	1	–	–	–	–	–	–
3520	–	1	1	–	–	–	–	1	1	–	–	–	–	–	–	–	–	–
3600	5	3	13	–	–	1	3	3	8	2	–	4	–	–	–	–	–	–
3702	–	–	1	–	–	–	–	–	1	–	–	–	–	–	–	–	–	–
3811	71	297	295	2	9	3	38	263	273	30	22	19	1	1	–	–	2	–
3812	1	2	3	–	–	–	1	1	3	–	1	–	–	–	–	–	–	–
3821	–	1	1	–	–	–	–	–	1	–	1	–	–	–	–	–	–	–
3822	–	7	6	–	1	1	–	6	5	–	–	–	–	–	–	–	–	–
3831	–	3	6	–	–	–	–	2	3	–	1	3	–	–	–	–	–	–
3832	4	5	2	–	–	–	1	2	2	3	3	–	–	–	–	–	–	–
3839	2	1	2	–	–	–	1	1	–	1	–	2	–	–	–	–	–	–
4110	177	182	171	1	–	4	108	129	108	64	51	54	1	1	2	3	1	3
4120	474	444	394	29	49	13	276	290	259	144	99	112	17	2	5	8	4	5
4211	84	79	94	4	2	3	60	55	69	17	22	20	3	–	–	–	–	2
4212	13	–	3	2	–	–	10	–	1	–	–	1	–	–	–	1	–	1
4213	10	6	5	–	–	1	5	5	2	5	1	1	–	–	–	–	–	1
4221	129	95	100	8	4	4	77	68	80	39	22	14	3	1	–	2	–	2
4222	20	45	27	1	17	1	17	27	19	1	1	7	–	–	–	1	–	–
4223	1	1	3	–	–	2	–	–	1	1	1	–	–	–	–	–	–	–
4291	3	5	2	–	–	–	1	5	2	2	–	–	–	–	–	–	–	–
4292	34	43	37	16	17	21	12	17	12	4	9	4	2	–	–	–	–	–
4299	93	55	57	2	1	1	61	39	38	29	14	18	1	1	–	–	–	–
4311	1	1	4	–	–	1	–	1	–	1	–	3	–	–	–	–	–	–
4312	4	1	1	1	–	–	3	1	1	–	–	–	–	–	–	–	–	–
4313	12	25	9	3	1	–	3	20	5	5	4	4	1	–	–	–	–	–
4319	–	–	1	–	–	–	–	–	1	–	–	–	–	–	–	–	–	–
4321	55	75	56	7	8	5	34	53	34	12	14	17	2	–	–	–	–	–
4322	9	17	15	–	–	2	6	13	11	3	3	2	–	–	–	–	1	–
4329	9	8	14	–	1	–	6	6	11	1	1	3	1	–	–	1	–	–
4330	12	7	21	–	–	–	5	3	14	7	4	7	–	–	–	–	–	–
4391	1	8	14	–	–	8	1	6	4	–	2	1	–	–	–	–	–	1
4399	66	55	35	21	14	3	28	30	19	12	9	13	4	–	–	1	2	–
4511	33	29	20	1	–	–	23	25	19	8	4	1	1	–	–	–	–	–
4512	1	–	–	–	–	–	–	–	–	1	–	–	–	–	–	–	–	–
4520	27	19	14	–	1	1	11	14	8	12	4	5	3	–	–	1	–	–
4530	36	46	34	1	1	–	14	28	20	18	15	13	3	1	1	–	1	–
4541	25	26	12	1	1	–	9	14	8	14	11	4	–	–	–	1	–	–
4542	1	–	–	–	–	–	–	–	–	1	–	–	–	–	–	–	–	–
4543	1	–	–	–	–	–	–	–	–	1	–	–	–	–	–	–	–	–
4614	1	–	–	–	–	–	1	–	–	–	–	–	–	–	–	–	–	–
4615	1	–	–	–	–	–	–	–	–	1	–	–	–	–	–	–	–	–
4616	1	–	–	–	–	–	1	–	–	–	–	–	–	–	–	–	–	–

Capítulo 39 - Ceará

39.1 - Quantidade de acidentes do trabalho liquidados, por consequência, segundo a Classificação Nacional de Atividades Econômicas (CNAE), no estado do Ceará - 2014/2016

(continuação)

CNAE	QUANTIDADE DE ACIDENTES DO TRABALHO LIQUIDADOS																	
	Total			Consequência														
				Assistência Médica			Menos de 15 dias			Mais de 15 dias			Incapacidade Permanente			Óbito		
	2014	2015	2016	2014	2015	2016	2014	2015	2016	2014	2015	2016	2014	2015	2016	2014	2015	2016
4617	22	15	20	–	–	–	14	14	17	8	1	3	–	–	–	–	–	–
4619	2	2	1	–	–	–	2	1	1	–	1	–	–	–	–	–	–	–
4623	3	1	1	–	–	–	1	1	–	1	–	1	1	–	–	–	–	–
4631	2	–	1	–	–	–	2	–	–	–	–	1	–	–	–	–	–	–
4632	6	9	11	–	–	–	3	8	6	2	1	5	1	–	–	–	–	–
4633	–	5	3	–	–	–	–	2	2	–	3	1	–	–	–	–	–	–
4634	4	18	2	–	–	–	–	16	1	4	2	1	–	–	–	–	–	–
4635	41	58	58	12	2	4	23	45	45	5	11	9	1	–	–	–	–	–
4636	6	2	4	–	1	–	4	1	2	1	–	2	–	–	–	1	–	–
4637	16	10	18	–	–	–	12	7	11	4	2	7	–	–	–	–	1	–
4639	86	74	89	6	4	5	46	55	54	32	15	30	–	–	–	2	–	–
4641	–	1	–	–	–	–	–	–	–	–	1	–	–	–	–	–	–	–
4642	5	3	4	–	–	–	4	1	4	1	1	–	–	–	–	–	1	–
4644	10	8	10	–	–	–	6	6	6	4	2	4	–	–	–	–	–	–
4645	1	3	3	–	–	1	–	2	–	1	1	2	–	–	–	–	–	–
4646	10	9	12	1	1	4	7	7	8	2	1	–	–	–	–	–	–	–
4647	2	7	4	–	–	–	2	6	3	–	1	1	–	–	–	–	–	–
4649	17	14	8	–	1	–	9	9	6	8	3	2	–	1	–	–	–	–
4651	4	5	6	–	–	–	1	2	4	3	3	2	–	–	–	–	–	–
4661	–	–	1	–	–	–	–	–	–	–	–	1	–	–	–	–	–	–
4662	4	4	3	–	2	–	4	2	3	–	–	–	–	–	–	–	–	–
4663	2	–	–	–	–	–	–	–	–	1	–	–	1	–	–	–	–	–
4664	2	–	2	–	–	–	2	–	2	–	–	–	–	–	–	–	–	–
4665	1	–	–	–	–	–	1	–	–	–	–	–	–	–	–	–	–	–
4669	2	–	3	–	–	–	2	–	2	–	–	1	–	–	–	–	–	–
4671	4	9	6	–	–	–	2	7	1	2	2	5	–	–	–	–	–	–
4672	16	16	8	–	1	2	10	12	5	5	3	1	1	–	–	–	–	–
4673	–	1	1	–	–	–	–	1	1	–	–	–	–	–	–	–	–	–
4674	2	3	1	–	1	–	2	2	1	–	–	–	–	–	–	–	–	–
4679	17	20	21	–	–	–	9	14	15	7	6	5	1	–	–	–	–	1
4681	3	3	3	–	–	–	2	2	2	–	1	1	1	–	–	–	–	–
4682	2	8	33	1	2	7	1	5	24	–	1	2	–	–	–	–	–	–
4683	1	2	1	–	–	–	1	1	–	–	1	1	–	–	–	–	–	–
4684	–	2	3	–	–	–	–	1	2	–	1	1	–	–	–	–	–	–
4685	7	7	1	–	1	–	6	6	1	1	–	–	–	–	–	–	–	–
4686	–	1	1	–	–	–	–	1	1	–	–	–	–	–	–	–	–	–
4687	6	5	1	–	–	–	4	2	1	1	3	–	1	–	–	–	–	–
4689	2	6	4	–	–	–	2	6	3	–	–	1	–	–	–	–	–	–
4691	2	1	1	–	–	–	1	1	1	1	–	–	–	–	–	–	–	–
4692	1	–	1	–	–	–	–	–	1	–	–	–	1	–	–	–	–	–
4693	19	9	8	–	–	1	10	8	5	9	1	2	–	–	–	–	–	–
4711	311	366	386	2	7	12	224	289	299	82	66	74	1	1	–	2	3	1
4712	30	38	23	1	–	1	9	28	14	18	9	8	2	–	–	–	1	–
4713	3	13	12	–	1	3	2	11	8	1	1	1	–	–	–	–	–	–
4721	8	2	12	–	–	–	1	1	7	4	1	4	3	–	1	–	–	–
4722	10	14	12	–	–	–	3	9	5	6	5	7	1	–	–	–	–	–
4723	15	7	7	–	–	1	8	4	4	6	3	2	1	–	–	–	–	–
4724	2	3	2	–	–	–	1	1	1	1	2	1	–	–	–	–	–	–
4729	5	6	5	–	–	–	2	6	2	3	–	3	–	–	–	–	–	–
4731	23	29	38	–	–	–	7	19	18	14	10	19	2	–	–	–	–	1
4732	–	1	–	–	–	–	–	–	–	–	1	–	–	–	–	–	–	–
4741	1	5	1	–	–	–	–	4	–	1	1	1	–	–	–	–	–	–
4742	3	2	5	–	–	–	3	2	4	–	–	–	–	–	–	–	–	1
4743	5	1	3	–	–	–	1	–	3	3	1	–	1	–	–	–	–	–
4744	58	65	57	1	–	–	24	43	35	24	21	21	8	–	–	1	1	1
4751	14	8	16	–	1	–	10	7	13	4	–	3	–	–	–	–	–	–
4752	5	3	4	–	–	1	4	2	3	1	1	–	–	–	–	–	–	–
4753	15	20	19	–	1	1	9	12	10	5	6	8	1	–	–	–	1	–
4754	20	31	29	–	–	–	6	21	14	13	10	15	1	–	–	–	–	–
4755	5	7	10	–	–	–	3	2	2	2	5	8	–	–	–	–	–	–
4756	1	–	–	–	–	–	–	–	–	1	–	–	–	–	–	–	–	–
4757	1	1	5	–	–	–	–	1	2	1	–	3	–	–	–	–	–	–
4759	5	3	5	–	–	–	2	2	4	3	1	1	–	–	–	–	–	–
4761	6	5	4	–	1	–	3	2	3	3	2	1	–	–	–	–	–	–
4763	5	11	3	–	–	–	4	8	2	1	3	1	–	–	–	–	–	–
4771	34	28	21	–	–	–	14	20	13	18	8	7	1	–	–	1	–	1
4772	13	3	13	1	–	2	5	2	9	6	1	2	1	–	–	–	–	–
4773	–	–	2	–	–	–	–	–	–	–	–	2	–	–	–	–	–	–
4774	7	–	8	–	–	–	4	–	6	3	–	2	–	–	–	–	–	–
4781	28	17	38	1	1	–	21	13	25	6	3	11	–	–	–	–	–	2
4782	19	19	18	–	–	1	10	12	11	8	7	6	–	–	–	1	–	–
4783	1	–	–	–	–	–	–	–	–	1	–	–	–	–	–	–	–	–
4784	29	31	30	2	–	2	9	18	19	17	13	9	1	–	–	–	–	–
4789	27	20	24	–	–	–	14	15	14	12	5	10	1	–	–	–	–	–
4911	13	21	7	–	4	2	11	16	5	2	1	–	–	–	–	–	–	–
4912	6	10	14	1	–	–	3	8	11	1	2	3	1	–	–	–	–	–
4921	96	76	61	–	1	–	39	48	38	49	26	23	5	1	–	3	–	–
4922	24	28	37	12	16	10	6	4	22	5	8	4	1	–	1	–	–	–
4923	1	2	4	–	–	–	–	2	2	1	–	1	–	–	–	–	–	1

Capítulo 39 - Ceará

39.1 - Quantidade de acidentes do trabalho liquidados, por consequência, segundo a Classificação Nacional de Atividades Econômicas (CNAE), no estado do Ceará - 2014/2016

(continuação)

CNAE	QUANTIDADE DE ACIDENTES DO TRABALHO LIQUIDADOS																	
	Total			Consequência														
				Assistência Médica			Menos de 15 dias			Mais de 15 dias			Incapacidade Permanente			Óbito		
	2014	2015	2016	2014	2015	2016	2014	2015	2016	2014	2015	2016	2014	2015	2016	2014	2015	2016
4929	10	4	4	–	–	–	3	2	4	5	2	–	–	–	–	2	–	–
4930	136	141	151	19	7	12	66	104	87	46	30	49	3	–	–	2	–	3
4940	1	3	6	–	3	3	1	–	3	–	–	–	–	–	–	–	–	–
5011	–	1	2	–	1	–	–	–	1	–	–	1	–	–	–	–	–	–
5030	7	9	5	–	1	–	3	4	5	3	4	–	1	–	–	–	–	–
5111	16	27	14	1	1	3	7	18	7	8	8	3	–	–	–	–	–	1
5112	2	–	3	–	–	–	1	–	2	1	–	1	–	–	–	–	–	–
5120	1	–	–	–	–	–	–	–	–	1	–	–	–	–	–	–	–	–
5211	12	3	1	–	–	–	6	3	–	6	–	1	–	–	–	–	–	–
5212	24	29	13	–	–	–	6	3	8	18	26	5	–	–	–	–	–	–
5222	1	3	4	–	1	–	–	2	2	1	–	2	–	–	–	–	–	–
5223	2	3	5	–	–	–	1	–	4	1	3	1	–	–	–	–	–	–
5229	5	6	3	–	–	–	3	3	3	1	3	–	–	–	–	1	–	–
5231	28	15	37	2	1	3	20	11	22	5	3	12	1	–	–	–	–	–
5232	–	1	1	–	1	–	–	–	1	–	–	–	–	–	–	–	–	–
5239	2	1	–	1	–	–	–	–	–	1	1	–	–	–	–	–	–	–
5240	19	10	17	1	3	–	16	6	16	2	1	1	–	–	–	–	–	–
5250	5	3	1	–	1	–	1	–	1	3	2	–	–	–	–	1	–	–
5310	183	279	412	5	4	62	154	242	314	22	33	35	2	–	–	–	–	1
5320	23	24	20	–	–	–	10	10	9	13	14	11	–	–	–	–	–	–
5510	71	80	106	4	–	5	52	61	78	14	19	23	1	–	–	–	–	–
5590	1	–	–	–	–	–	–	–	–	–	–	–	1	–	–	–	–	–
5611	102	99	136	2	–	3	49	68	91	43	31	40	8	–	1	–	–	1
5612	1	–	3	–	–	–	1	–	2	–	–	1	–	–	–	–	–	–
5620	80	76	72	3	4	3	61	60	55	14	12	14	2	–	–	–	–	–
5811	–	–	1	–	–	–	–	–	1	–	–	–	–	–	–	–	–	–
5812	8	10	9	–	–	–	7	10	8	1	–	1	–	–	–	–	–	–
5819	–	1	–	–	–	–	–	1	–	–	–	–	–	–	–	–	–	–
5821	–	1	1	–	–	1	–	–	–	–	1	–	–	–	–	–	–	–
5822	14	7	8	–	–	–	9	6	6	4	1	1	1	–	–	–	–	1
5829	2	1	1	–	–	–	1	1	1	1	–	–	–	–	–	–	–	–
5911	1	–	–	–	–	–	1	–	–	–	–	–	–	–	–	–	–	–
5914	4	2	6	–	–	–	3	2	6	1	–	–	–	–	–	–	–	–
6010	–	–	1	–	–	–	–	–	–	–	–	1	–	–	–	–	–	–
6021	14	14	10	–	1	1	10	11	9	4	2	–	–	–	–	–	–	–
6022	7	1	–	1	–	–	4	–	–	2	1	–	–	–	–	–	–	–
6110	34	56	26	13	10	1	15	35	19	6	11	6	–	–	–	–	–	–
6120	–	3	3	–	–	–	–	2	1	–	1	2	–	–	–	–	–	–
6141	–	5	14	–	–	1	–	3	9	–	2	4	–	–	–	–	–	–
6190	5	8	8	–	1	–	2	5	5	3	2	3	–	–	–	–	–	–
6201	19	10	10	–	–	1	6	2	5	13	8	4	–	–	–	–	–	–
6202	5	4	8	–	–	1	3	3	5	2	1	2	–	–	–	–	–	–
6203	–	4	1	–	–	–	–	3	1	–	1	–	–	–	–	–	–	–
6204	13	9	5	1	1	1	10	4	3	2	4	1	–	–	–	–	–	–
6209	12	6	13	1	2	1	6	3	8	5	1	4	–	–	–	–	–	–
6311	1	4	1	–	–	–	–	3	–	1	1	1	–	–	–	–	–	–
6421	35	25	7	15	1	–	16	19	5	2	5	2	2	–	–	–	–	–
6422	59	55	45	4	5	2	46	36	32	7	14	11	2	–	–	–	–	–
6423	12	8	6	–	–	–	10	7	4	2	1	2	–	–	–	–	–	–
6424	–	3	–	–	–	–	–	3	–	–	–	–	–	–	–	–	–	–
6435	7	–	–	–	–	–	–	–	–	7	–	–	–	–	–	–	–	–
6436	1	5	–	–	–	–	1	4	–	–	1	–	–	–	–	–	–	–
6462	6	4	1	–	–	–	2	3	1	3	–	–	1	–	–	–	1	–
6463	–	2	2	–	–	–	–	1	2	–	1	–	–	–	–	–	–	–
6491	1	1	–	–	–	–	–	–	–	1	1	–	–	–	–	–	–	–
6493	1	–	–	–	–	–	–	–	–	1	–	–	–	–	–	–	–	–
6511	–	1	–	–	–	–	–	1	–	–	–	–	–	–	–	–	–	–
6520	–	1	–	–	1	–	–	–	–	–	–	–	–	–	–	–	–	–
6541	–	1	1	–	–	–	–	1	1	–	–	–	–	–	–	–	–	–
6550	25	23	80	1	3	9	22	18	69	2	2	2	–	–	–	–	–	–
6613	3	2	–	–	–	–	1	2	–	2	–	–	–	–	–	–	–	–
6619	4	1	3	1	–	–	2	1	3	1	–	–	–	–	–	–	–	–
6622	4	5	2	–	–	–	2	5	1	2	–	1	–	–	–	–	–	–
6630	3	–	–	–	–	–	–	–	–	3	–	–	–	–	–	–	–	–
6810	44	38	41	–	–	–	31	29	30	13	9	11	–	–	–	–	–	–
6821	6	4	8	–	–	–	6	3	5	–	1	3	–	–	–	–	–	–
6822	4	18	18	–	–	–	4	17	18	–	1	–	–	–	–	–	–	–
6911	6	–	3	–	–	–	5	–	2	1	–	1	–	–	–	–	–	–
6912	2	–	1	–	–	–	1	–	1	1	–	–	–	–	–	–	–	–
6920	19	14	18	–	1	1	12	8	14	7	4	3	–	–	–	–	1	–
7010	–	1	–	–	–	–	–	1	–	–	–	–	–	–	–	–	–	–
7020	5	5	4	–	–	–	2	4	4	3	1	–	–	–	–	–	–	–
7111	–	1	–	–	–	–	–	1	–	–	–	–	–	–	–	–	–	–
7112	56	34	21	9	3	3	38	25	13	5	6	5	3	–	–	1	–	–
7119	1	1	2	1	–	–	–	1	2	–	–	–	–	–	–	–	–	–
7120	–	2	–	–	–	–	–	1	–	–	1	–	–	–	–	–	–	–
7210	8	8	7	1	2	3	7	4	4	–	2	–	–	–	–	–	–	–
7311	12	5	1	–	–	–	–	–	–	11	5	1	1	–	–	–	–	–
7312	–	–	1	–	–	–	–	–	1	–	–	–	–	–	–	–	–	–
7319	1	6	16	–	–	–	–	6	14	1	–	2	–	–	–	–	–	–
7320	1	2	2	–	–	–	1	2	1	–	–	1	–	–	–	–	–	–
7410	–	1	–	–	–	–	–	1	–	–	–	–	–	–	–	–	–	–
7420	5	7	5	–	–	–	–	–	–	4	7	5	1	–	–	–	–	–
7490	14	17	14	–	2	2	10	12	6	4	3	6	–	–	–	–	–	–
7711	13	12	15	–	–	–	6	8	15	6	4	–	1	–	–	–	–	–

Capítulo 39 - Ceará

39.1 - Quantidade de acidentes do trabalho liquidados, por consequência, segundo a Classificação Nacional de Atividades Econômicas (CNAE), no estado do Ceará - 2014/2016

(conclusão)

CNAE	QUANTIDADE DE ACIDENTES DO TRABALHO LIQUIDADOS																	
	Total			Consequência														
				Assistência Médica			Menos de 15 dias			Mais de 15 dias			Incapacidade Permanente			Óbito		
	2014	2015	2016	2014	2015	2016	2014	2015	2016	2014	2015	2016	2014	2015	2016	2014	2015	2016
7719	–	1	–	–	–	–	–	1	–	–	–	–	–	–	–	–	–	–
7722	4	1	–	–	–	–	1	1	–	3	–	–	–	–	–	–	–	–
7723	–	1	–	–	–	–	–	1	–	–	–	–	–	–	–	–	–	–
7729	–	1	–	–	–	–	–	1	–	–	–	–	–	–	–	–	–	–
7732	21	27	32	–	–	1	12	22	24	7	5	7	2	–	–	–	–	–
7733	2	2	2	–	–	–	1	1	2	1	1	–	–	–	–	–	–	–
7739	11	22	19	3	4	2	4	15	12	4	3	4	–	–	–	–	–	1
7810	34	43	48	–	1	–	23	28	25	8	14	23	2	–	–	1	–	–
7820	61	74	80	3	2	2	34	43	43	19	28	35	3	1	–	2	–	–
7830	34	36	45	1	1	1	21	20	31	12	15	13	–	–	–	–	–	–
7911	6	4	1	–	–	–	3	3	–	3	1	1	–	–	–	–	–	–
8011	175	183	168	3	1	4	80	112	93	82	66	70	9	–	–	1	4	1
8012	26	37	43	–	–	–	12	32	31	14	5	12	–	–	–	–	–	–
8020	21	11	8	–	–	–	12	8	5	9	3	3	–	–	–	–	–	–
8030	2	3	–	–	–	–	–	–	–	2	3	–	–	–	–	–	–	–
8111	13	35	37	–	–	–	6	25	32	6	10	5	1	–	–	–	–	–
8112	75	75	97	1	2	3	47	61	68	26	11	26	1	–	–	–	1	–
8121	26	31	35	1	1	3	15	19	17	8	11	12	2	–	2	–	–	1
8122	4	6	4	–	3	–	2	2	2	2	1	2	–	–	–	–	–	–
8129	5	2	7	–	–	–	3	2	3	2	–	4	–	–	–	–	–	–
8130	5	4	1	–	–	–	–	2	1	5	2	–	–	–	–	–	–	–
8211	25	25	22	1	–	–	16	17	13	8	8	9	–	–	–	–	–	–
8219	7	8	4	–	–	–	4	7	2	3	1	2	–	–	–	–	–	–
8220	72	176	155	1	2	11	51	129	105	20	45	39	–	–	–	–	–	–
8230	1	4	6	–	1	–	1	–	3	–	3	3	–	–	–	–	–	–
8291	18	9	13	–	–	–	8	5	9	10	4	4	–	–	–	–	–	–
8299	48	74	83	6	2	–	29	49	54	12	21	26	1	–	–	–	2	3
8411	51	72	60	3	3	1	21	20	12	15	45	41	11	1	4	1	3	2
8412	1	–	2	–	–	–	1	–	1	–	–	1	–	–	–	–	–	–
8423	–	1	1	–	–	–	–	–	–	–	1	1	–	–	–	–	–	–
8430	–	–	2	–	–	–	–	–	2	–	–	–	–	–	–	–	–	–
8511	56	50	29	–	–	1	3	5	6	53	45	22	–	–	–	–	–	–
8512	2	6	8	–	–	–	–	3	5	1	3	3	1	–	–	–	–	–
8513	31	25	25	1	2	2	21	19	19	9	4	4	–	–	–	–	–	–
8520	8	12	15	–	–	1	6	10	8	2	2	5	–	–	–	–	–	1
8531	10	15	28	–	–	–	4	11	24	6	4	4	–	–	–	–	–	–
8532	34	24	34	2	3	1	26	18	31	6	3	2	–	–	–	–	–	–
8533	–	1	–	–	–	–	–	–	–	–	1	–	–	–	–	–	–	–
8541	2	1	4	–	–	–	1	1	4	1	–	–	–	–	–	–	–	–
8542	3	5	4	–	–	1	3	5	3	–	–	–	–	–	–	–	–	–
8550	2	1	4	–	–	2	1	1	2	1	–	–	–	–	–	–	–	–
8591	1	1	–	–	–	–	–	–	–	1	1	–	–	–	–	–	–	–
8592	1	–	–	–	–	–	1	–	–	–	–	–	–	–	–	–	–	–
8593	–	2	–	–	–	–	–	2	–	–	–	–	–	–	–	–	–	–
8599	41	42	45	2	5	5	31	28	33	7	9	7	–	–	–	1	–	–
8610	680	669	801	324	295	355	330	333	390	24	40	56	–	–	–	2	1	–
8621	–	2	3	–	–	–	–	2	3	–	–	–	–	–	–	–	–	–
8622	1	–	–	1	–	–	–	–	–	–	–	–	–	–	–	–	–	–
8630	23	25	28	3	4	1	14	20	26	5	1	1	1	–	–	–	–	–
8640	45	53	47	12	13	12	29	35	32	4	5	3	–	–	–	–	–	–
8650	1	7	17	–	1	2	–	3	14	–	3	1	1	–	–	–	–	–
8660	316	334	396	226	243	294	78	70	83	12	21	19	–	–	–	–	–	–
8690	9	32	21	2	9	6	6	14	12	–	9	3	–	–	–	1	–	–
8711	1	–	–	–	–	–	1	–	–	–	–	–	–	–	–	–	–	–
8712	17	13	14	2	–	–	15	13	11	–	–	3	–	–	–	–	–	–
8720	3	–	–	1	–	–	1	–	–	1	–	–	–	–	–	–	–	–
8730	–	2	3	–	–	–	–	1	3	–	1	–	–	–	–	–	–	–
8800	45	42	26	9	5	7	35	35	16	1	2	3	–	–	–	–	–	–
9001	1	6	2	–	–	–	–	4	–	1	2	2	–	–	–	–	–	–
9200	–	2	–	–	–	–	–	1	–	–	1	–	–	–	–	–	–	–
9312	1	1	3	–	–	–	–	1	2	1	–	1	–	–	–	–	–	–
9313	1	7	2	–	–	–	1	4	2	–	3	–	–	–	–	–	–	–
9319	–	1	1	–	–	–	–	1	1	–	–	–	–	–	–	–	–	–
9321	25	25	38	–	–	–	17	19	36	7	6	2	1	–	–	–	–	–
9329	1	–	2	–	–	–	–	–	–	1	–	2	–	–	–	–	–	–
9411	2	10	3	–	–	–	1	8	2	1	2	1	–	–	–	–	–	–
9412	14	12	6	–	–	–	9	7	3	4	5	3	1	–	–	–	–	–
9420	1	6	2	–	–	–	1	3	2	–	3	–	–	–	–	–	–	–
9430	21	19	33	1	2	1	7	11	20	12	6	12	1	–	–	–	–	–
9491	6	6	12	–	–	–	2	5	4	3	–	7	–	1	1	1	–	–
9492	2	–	–	–	–	–	–	–	–	2	–	–	–	–	–	–	–	–
9493	1	4	2	–	–	–	–	1	1	1	3	1	–	–	–	–	–	–
9499	58	62	95	–	1	1	47	49	82	10	12	11	1	–	–	–	–	1
9511	10	4	3	–	–	–	6	2	1	4	1	2	–	–	–	–	1	–
9512	1	4	1	–	3	–	1	1	–	–	–	1	–	–	–	–	–	–
9521	5	3	8	–	–	–	2	3	7	3	–	1	–	–	–	–	–	–
9601	7	12	22	–	–	1	3	6	13	4	5	8	–	–	–	–	1	–
9602	2	6	5	–	–	–	2	4	3	–	2	2	–	–	–	–	–	–
9603	22	19	28	2	3	–	15	12	14	5	4	14	–	–	–	–	–	–
9609	1	1	–	–	–	–	1	1	–	–	–	–	–	–	–	–	–	–
9700	1	–	–	–	–	–	1	–	–	–	–	–	–	–	–	–	–	–
Ignorado	3.728	2.087	1.874	–	–	1	20	13	9	3.646	1.865	1.664	61	209	199	1	–	1

Fonte: DATAPREV, CAT, SUB.

Nota: Os dados são preliminares, estando sujeitos a correções.

Capítulo 39 - Ceará

39.2 - Quantidade mensal de acidentes do trabalho liquidados, por consequência, no estado do Ceará -2014/2016

MESES	QUANTIDADE DE ACIDENTES DO TRABALHO LIQUIDADOS																	
	Total			Consequência														
				Assistência Médica			Menos de 15 dias			Mais de 15 dias			Incapacidade Permanente			Óbito		
	2014	2015	2016	2014	2015	2016	2014	2015	2016	2014	2015	2016	2014	2015	2016	2014	2015	2016
TOTAL	**13.766**	**12.168**	**12.155**	**1.152**	**1.181**	**1.296**	**5.994**	**6.817**	**6.719**	**6.271**	**3.883**	**3.843**	**289**	**235**	**237**	**60**	**52**	**60**
Janeiro	1.144	1.065	1.026	79	110	125	490	519	546	546	399	341	25	29	12	4	8	2
Fevereiro	1.099	1.002	940	80	97	88	474	487	525	511	388	292	27	28	26	7	2	9
Março	978	980	1.096	73	109	112	420	530	591	459	309	358	22	26	26	4	6	9
Abril	1.127	1.008	1.096	116	114	116	447	550	605	532	309	336	29	31	32	3	4	7
Maio	1.186	1.045	1.085	96	120	109	498	554	591	562	333	358	26	35	24	4	3	3
Junho	1.038	1.042	1.077	94	91	136	413	623	577	502	307	341	24	20	18	5	1	5
Julho	1.204	1.063	1.018	132	94	124	505	643	563	543	303	310	22	18	17	2	5	4
Agosto	1.207	1.030	1.078	92	104	97	523	600	598	557	310	361	25	9	15	10	7	7
Setembro	1.293	1.057	964	112	94	102	575	615	549	582	329	293	19	13	18	5	6	2
Outubro	1.323	1.034	988	100	88	101	616	617	557	583	316	309	21	11	16	3	2	5
Novembro	1.143	945	887	87	82	84	529	561	506	494	289	275	27	9	17	6	4	5
Dezembro	1.024	897	900	91	78	102	504	518	511	400	291	269	22	6	16	7	4	2

Fonte: DATAPREV, CAT, SUB.
Nota: Os dados são preliminares, estando sujeitos a correções.

DISTRIBUIÇÃO DE ACIDENTES DO TRABALHO LIQUIDADOS, POR CONSEQUÊNCIA, NO ESTADO DO CEARÁ - 2016

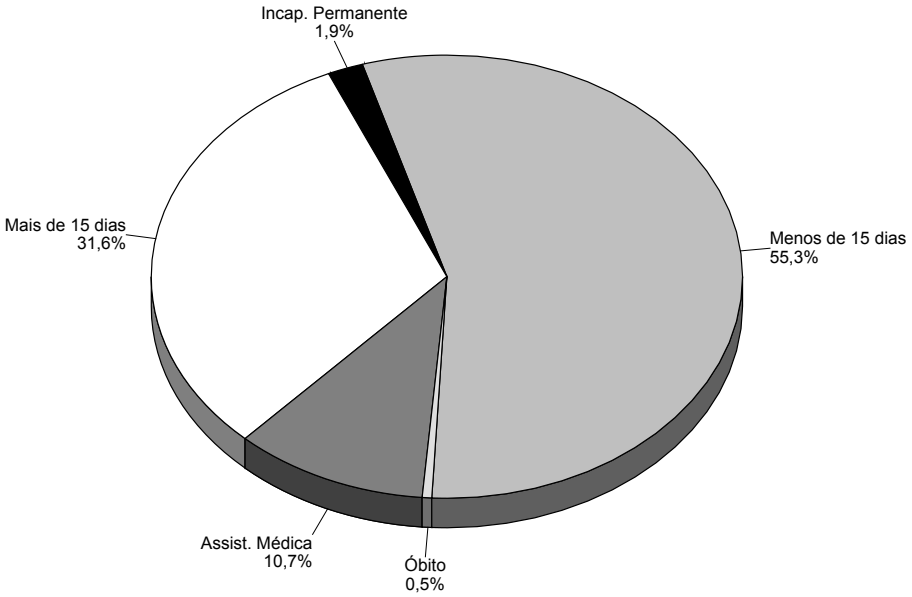

Fonte: DATAPREV, CAT, SUB.

Capítulo 40 - Rio Grande do Norte

40.1 - Quantidade de acidentes do trabalho liquidados, por consequência, segundo a Classificação Nacional de Atividades Econômicas (CNAE), no estado do Rio Grande do Norte - 2014/2016

(continua)

CNAE	QUANTIDADE DE ACIDENTES DO TRABALHO LIQUIDADOS																	
	Total			Consequência														
				Assistência Médica			Menos de 15 dias			Mais de 15 dias			Incapacidade Permanente			Óbito		
	2014	2015	2016	2014	2015	2016	2014	2015	2016	2014	2015	2016	2014	2015	2016	2014	2015	2016
TOTAL	**7.391**	**7.125**	**5.763**	**994**	**1.109**	**797**	**2.812**	**3.297**	**2.572**	**3.343**	**2.521**	**2.193**	**209**	**179**	**173**	**33**	**19**	**28**
0111	14	–	–	–	–	–	–	–	–	14	–	–	–	–	–	–	–	–
0112	2	–	–	–	–	–	–	–	–	2	–	–	–	–	–	–	–	–
0113	10	13	6	1	–	1	5	11	5	2	2	–	2	–	–	–	–	–
0114	3	1	2	–	–	–	–	–	–	3	1	2	–	–	–	–	–	–
0119	9	23	33	–	1	–	4	10	17	5	11	15	–	–	–	–	1	1
0121	1	–	1	–	–	–	–	–	1	1	–	–	–	–	–	–	–	–
0122	–	–	1	–	–	–	–	–	1	–	–	–	–	–	–	–	–	–
0131	–	1	1	–	–	–	–	–	–	–	–	–	–	1	1	–	–	–
0132	1	1	2	–	–	–	1	1	–	–	–	–	–	–	2	–	–	–
0133	74	48	56	34	6	3	32	37	32	7	5	20	–	–	–	1	–	1
0139	5	2	–	–	–	–	1	–	–	4	2	–	–	–	–	–	–	–
0141	1	13	10	–	–	–	–	1	–	1	2	–	–	10	10	–	–	–
0142	–	–	2	–	–	–	–	–	1	–	–	1	–	–	–	–	–	–
0151	1	2	–	–	–	–	–	2	–	1	–	–	–	–	–	–	–	–
0154	1	–	–	–	–	–	–	–	–	1	–	–	–	–	–	–	–	–
0155	9	11	14	–	–	–	6	6	10	2	5	3	1	–	–	–	–	1
0161	1	4	6	–	–	–	1	3	3	–	1	2	–	–	–	–	–	1
0162	–	–	1	–	–	–	–	–	–	–	–	1	–	–	–	–	–	–
0311	3	4	9	–	–	–	2	1	5	1	3	4	–	–	–	–	–	–
0321	34	43	39	2	6	5	31	32	28	1	5	6	–	–	–	–	–	–
0322	21	27	17	4	3	–	14	21	12	1	3	3	1	–	–	1	–	2
0600	63	30	15	49	19	8	13	11	6	1	–	1	–	–	–	–	–	–
0724	7	8	9	1	4	–	4	2	8	2	2	1	–	–	–	–	–	–
0729	2	1	5	–	–	–	–	1	3	2	–	2	–	–	–	–	–	–
0810	16	9	8	1	1	–	9	6	4	5	2	3	1	–	–	–	–	1
0892	86	72	81	–	5	2	66	53	55	16	14	23	2	–	–	2	–	1
0899	5	1	2	–	–	–	–	–	2	4	1	–	1	–	–	–	–	–
0910	40	36	13	29	22	8	6	8	3	3	6	2	2	–	–	–	–	–
1011	1	8	6	–	–	1	1	8	4	–	–	1	–	–	–	–	–	–
1012	4	1	2	–	–	–	–	1	1	4	–	1	–	–	–	–	–	–
1013	4	2	1	–	–	–	3	2	–	1	–	1	–	–	–	–	–	–
1020	8	6	9	–	–	–	6	4	8	2	2	1	–	–	–	–	–	–
1031	2	4	8	–	–	1	1	3	5	1	1	2	–	–	–	–	–	–
1033	2	3	4	–	–	–	–	2	2	2	1	2	–	–	–	–	–	–
1041	–	–	1	–	–	–	–	–	–	–	–	1	–	–	–	–	–	–
1052	2	2	7	–	–	–	–	1	5	2	1	2	–	–	–	–	–	–
1053	7	12	11	–	1	–	3	9	8	4	2	3	–	–	–	–	–	–
1062	9	9	19	–	1	1	5	6	10	2	2	7	2	–	–	–	–	1
1063	1	–	1	–	–	–	–	–	–	1	–	1	–	–	–	–	–	–
1064	4	2	1	–	–	–	4	–	1	–	2	–	–	–	–	–	–	–
1065	1	–	1	–	–	–	1	–	–	–	–	1	–	–	–	–	–	–
1066	–	15	2	–	4	–	–	10	1	–	1	1	–	–	–	–	–	–
1069	35	27	31	1	–	1	25	22	24	8	4	5	1	1	–	–	–	1
1071	40	31	29	30	21	17	5	6	6	5	4	5	–	–	–	–	–	1
1081	7	11	9	–	–	–	5	9	6	2	2	3	–	–	–	–	–	–
1091	21	15	11	–	1	1	4	8	4	16	6	6	–	–	–	1	–	–
1092	7	1	2	–	–	–	5	–	1	2	1	1	–	–	–	–	–	–
1093	65	122	125	21	50	55	38	68	59	5	4	11	1	–	–	–	–	–
1094	2	–	3	–	–	–	–	–	2	2	–	1	–	–	–	–	–	–
1095	1	1	–	–	–	–	–	1	–	1	–	–	–	–	–	–	–	–
1096	1	2	–	–	–	–	1	2	–	–	–	–	–	–	–	–	–	–
1099	11	7	1	2	–	–	5	5	–	4	2	1	–	–	–	–	–	–
1111	8	1	–	–	–	–	–	–	–	8	1	–	–	–	–	–	–	–
1112	–	–	3	–	–	–	–	–	1	–	–	2	–	–	–	–	–	–
1113	3	4	1	1	–	1	1	2	–	1	2	–	–	–	–	–	–	–
1121	6	9	6	–	–	–	5	7	2	1	2	4	–	–	–	–	–	–
1122	20	29	19	–	–	1	15	18	13	5	11	5	–	–	–	–	–	–
1220	–	–	1	–	–	–	–	–	1	–	–	–	–	–	–	–	–	–
1311	–	1	–	–	–	–	–	–	–	–	1	–	–	–	–	–	–	–
1312	–	1	–	–	–	–	–	–	–	–	1	–	–	–	–	–	–	–
1314	10	20	6	5	4	4	4	8	–	–	8	2	1	–	–	–	–	–
1321	66	41	32	8	1	11	42	24	10	13	16	11	2	–	–	1	–	–
1322	1	–	–	–	–	–	–	–	–	–	–	–	1	–	–	–	–	–
1340	49	1	5	38	–	–	4	1	5	6	–	–	1	–	–	–	–	–
1351	3	2	2	–	–	–	1	2	–	1	–	2	1	–	–	–	–	–
1359	5	4	3	1	–	–	3	3	1	1	1	2	–	–	–	–	–	–
1411	5	–	2	–	–	–	2	–	1	1	–	1	1	–	–	1	–	–
1412	554	650	385	137	235	71	375	393	303	31	22	11	11	–	–	–	–	–
1414	6	6	8	–	1	–	5	4	7	1	1	1	–	–	–	–	–	–
1539	5	2	–	5	1	–	–	1	–	–	–	–	–	–	–	–	–	–
1610	2	–	2	–	–	–	–	–	–	2	–	2	–	–	–	–	–	–
1622	6	5	6	–	–	–	3	4	1	3	1	5	–	–	–	–	–	–
1623	–	1	–	–	–	–	–	–	–	–	1	–	–	–	–	–	–	–
1721	8	5	4	–	–	–	5	4	2	3	1	2	–	–	–	–	–	–
1722	–	1	–	–	–	–	–	–	–	–	1	–	–	–	–	–	–	–
1733	1	3	1	–	–	–	–	1	–	1	2	1	–	–	–	–	–	–
1741	–	1	–	–	–	–	–	–	–	–	1	–	–	–	–	–	–	–
1749	–	1	–	–	–	–	–	1	–	–	–	–	–	–	–	–	–	–
1811	1	1	1	–	–	–	–	1	1	1	–	–	–	–	–	–	–	–
1812	5	–	–	–	–	–	–	–	–	2	–	–	3	–	–	–	–	–
1813	3	4	1	–	–	–	3	3	–	–	1	1	–	–	–	–	–	–
1910	–	1	–	–	–	–	–	–	–	–	1	–	–	–	–	–	–	–

Capítulo 40 - Rio Grande do Norte

40.1 - Quantidade de acidentes do trabalho liquidados, por consequência, segundo a Classificação Nacional de Atividades Econômicas (CNAE), no estado do Rio Grande do Norte - 2014/2016

(continuação)

CNAE	QUANTIDADE DE ACIDENTES DO TRABALHO LIQUIDADOS																	
	Total			Consequência														
				Assistência Médica			Menos de 15 dias			Mais de 15 dias			Incapacidade Permanente			Óbito		
	2014	2015	2016	2014	2015	2016	2014	2015	2016	2014	2015	2016	2014	2015	2016	2014	2015	2016
1921	18	12	3	4	5	1	10	7	2	4	–	–	–	–	–	–	–	–
1931	46	76	44	9	14	5	31	41	27	4	20	12	2	–	–	–	1	–
1932	1	–	–	–	–	–	–	–	–	1	–	–	–	–	–	–	–	–
2013	1	2	1	–	–	–	1	2	1	–	–	–	–	–	–	–	–	–
2022	–	1	–	–	–	–	–	–	–	–	1	–	–	–	–	–	–	–
2029	3	–	2	–	–	–	1	–	2	2	–	–	–	–	–	–	–	–
2031	–	–	2	–	–	–	–	–	1	–	–	1	–	–	–	–	–	–
2040	1	–	–	–	–	–	–	–	–	1	–	–	–	–	–	–	–	–
2061	4	3	3	–	–	–	3	3	3	–	–	–	1	–	–	–	–	–
2062	23	16	35	4	1	10	17	14	22	2	1	3	–	–	–	–	–	–
2063	–	–	1	–	–	–	–	–	1	–	–	–	–	–	–	–	–	–
2071	1	2	–	–	–	–	1	1	–	–	1	–	–	–	–	–	–	–
2091	–	1	–	–	–	–	–	–	–	–	1	–	–	–	–	–	–	–
2093	1	–	–	–	–	–	–	–	–	1	–	–	–	–	–	–	–	–
2121	–	1	1	–	–	–	–	1	–	–	–	1	–	–	–	–	–	–
2212	–	–	1	–	–	–	–	–	–	–	–	1	–	–	–	–	–	–
2219	10	2	2	–	–	–	–	–	–	10	2	2	–	–	–	–	–	–
2221	–	–	3	–	–	–	–	–	2	–	–	1	–	–	–	–	–	–
2222	8	13	7	–	–	–	2	8	3	5	5	3	1	–	–	–	–	1
2229	3	10	2	–	–	–	1	6	1	2	4	1	–	–	–	–	–	–
2311	16	10	5	–	–	–	8	5	1	8	5	4	–	–	–	–	–	–
2319	1	–	–	–	–	–	–	–	–	1	–	–	–	–	–	–	–	–
2320	12	9	8	–	–	–	8	8	8	4	1	–	–	–	–	–	–	–
2330	15	6	18	1	–	1	9	3	11	4	3	5	1	–	–	–	–	1
2341	1	3	–	–	–	–	–	1	–	1	1	–	–	1	–	–	–	–
2342	32	23	16	–	–	–	12	8	8	15	15	8	4	–	–	1	–	–
2391	2	5	4	–	–	–	2	5	3	–	–	1	–	–	–	–	–	–
2392	2	3	1	–	–	–	2	3	1	–	–	–	–	–	–	–	–	–
2399	–	–	1	–	–	–	–	–	1	–	–	–	–	–	–	–	–	–
2422	1	–	–	–	–	–	–	–	–	1	–	–	–	–	–	–	–	–
2423	1	1	–	–	–	–	1	1	–	–	–	–	–	–	–	–	–	–
2511	12	–	3	1	–	–	9	–	1	1	–	2	–	–	–	1	–	–
2512	4	2	1	–	–	–	1	–	–	2	2	1	1	–	–	–	–	–
2513	–	1	–	–	–	–	–	–	–	–	1	–	–	–	–	–	–	–
2531	1	–	–	–	–	–	–	–	–	1	–	–	–	–	–	–	–	–
2539	2	1	1	–	–	–	–	–	–	2	1	1	–	–	–	–	–	–
2542	9	2	–	1	1	–	5	1	–	3	–	–	–	–	–	–	–	–
2593	–	–	1	–	–	–	–	–	1	–	–	–	–	–	–	–	–	–
2599	5	2	3	1	–	–	1	2	1	2	–	2	1	–	–	–	–	–
2722	–	1	–	–	–	–	–	1	–	–	–	–	–	–	–	–	–	–
2731	11	4	1	10	3	1	1	1	–	–	–	–	–	–	–	–	–	–
2811	2	3	2	–	1	–	1	2	2	1	–	–	–	–	–	–	–	–
2821	–	1	–	–	–	–	–	–	–	–	1	–	–	–	–	–	–	–
2822	–	1	1	–	–	–	–	–	1	–	1	–	–	–	–	–	–	–
2823	–	–	1	–	–	–	–	–	–	–	–	1	–	–	–	–	–	–
2829	1	1	–	–	–	–	–	–	–	1	1	–	–	–	–	–	–	–
2833	1	1	3	–	–	–	1	–	3	–	1	–	–	–	–	–	–	–
2851	–	–	1	–	–	–	–	–	–	–	–	1	–	–	–	–	–	–
2862	–	2	–	–	–	–	–	1	–	–	–	–	–	–	–	–	1	–
2863	3	1	–	1	–	–	1	–	–	1	1	–	–	–	–	–	–	–
2869	3	–	4	–	–	–	2	–	3	1	–	1	–	–	–	–	–	–
2930	7	5	–	–	–	–	5	3	–	2	2	–	–	–	–	–	–	–
3101	8	11	6	–	–	–	2	7	2	5	4	4	1	–	–	–	–	–
3102	6	3	2	1	–	–	3	3	–	2	–	2	–	–	–	–	–	–
3104	1	1	–	–	–	–	1	1	–	–	–	–	–	–	–	–	–	–
3212	–	1	–	–	–	–	–	–	–	–	1	–	–	–	–	–	–	–
3230	2	–	–	–	–	–	–	–	–	2	–	–	–	–	–	–	–	–
3250	1	1	–	–	–	–	–	1	–	1	–	–	–	–	–	–	–	–
3291	2	–	1	–	–	–	1	–	–	1	–	1	–	–	–	–	–	–
3299	11	15	5	–	–	–	8	15	5	3	–	–	–	–	–	–	–	–
3311	2	2	–	–	–	–	2	1	–	–	1	–	–	–	–	–	–	–
3313	3	5	–	–	–	–	2	3	–	1	2	–	–	–	–	–	–	–
3314	6	1	–	1	–	–	3	1	–	1	–	–	1	–	–	–	–	–
3319	1	–	–	–	–	–	1	–	–	–	–	–	–	–	–	–	–	–
3321	7	8	3	6	3	1	–	1	1	1	4	1	–	–	–	–	–	–
3329	1	1	1	–	–	–	–	–	–	1	1	1	–	–	–	–	–	–
3511	9	13	6	2	5	1	3	4	4	4	4	1	–	–	–	–	–	–
3512	–	2	–	–	1	–	–	1	–	–	–	–	–	–	–	–	–	–
3514	42	38	14	16	13	4	18	21	8	8	4	2	–	–	–	–	–	–
3520	–	1	1	–	–	–	–	1	–	–	–	1	–	–	–	–	–	–
3600	102	114	121	33	32	36	60	67	71	9	14	14	–	–	–	–	1	–
3702	10	6	3	–	–	–	5	6	3	5	–	–	–	–	–	–	–	–
3811	52	66	53	1	3	11	34	49	32	16	14	10	1	–	–	–	–	–
3812	1	–	–	–	–	–	–	–	–	1	–	–	–	–	–	–	–	–
3821	–	1	1	–	–	1	–	1	–	–	–	–	–	–	–	–	–	–
3822	–	1	–	–	–	–	–	–	–	–	1	–	–	–	–	–	–	–
3832	1	–	–	–	–	–	–	–	–	1	–	–	–	–	–	–	–	–
4110	65	28	34	–	–	–	29	16	19	31	12	15	4	–	–	1	–	–
4120	246	222	118	13	16	4	137	114	53	74	87	58	18	2	2	4	3	1
4211	27	9	8	2	–	–	13	3	7	11	6	–	1	–	–	–	–	1
4212	5	2	9	–	–	2	1	1	4	2	1	2	2	–	–	–	–	1
4213	2	1	1	–	–	–	1	–	–	1	1	1	–	–	–	–	–	–
4221	77	102	61	–	5	1	43	61	37	32	35	23	2	–	–	–	1	–
4222	9	4	1	–	–	–	6	1	1	2	3	–	–	–	–	1	–	–

Capítulo 40 - Rio Grande do Norte

40.1 - Quantidade de acidentes do trabalho liquidados, por consequência, segundo a Classificação Nacional de Atividades Econômicas (CNAE), no estado do Rio Grande do Norte - 2014/2016

(continuação)

CNAE	QUANTIDADE DE ACIDENTES DO TRABALHO LIQUIDADOS																	
	Total			Consequência														
				Assistência Médica			Menos de 15 dias			Mais de 15 dias			Incapacidade Permanente			Óbito		
	2014	2015	2016	2014	2015	2016	2014	2015	2016	2014	2015	2016	2014	2015	2016	2014	2015	2016
4223	2	–	–	2	–	–	–	–	–	–	–	–	–	–	–	–	–	–
4292	18	21	12	12	9	2	4	1	4	1	11	6	1	–	–	–	–	–
4299	41	25	25	6	4	9	26	13	8	7	6	8	1	2	–	1	–	–
4311	–	–	2	–	–	1	–	–	–	–	–	1	–	–	–	–	–	–
4312	1	4	1	–	–	–	–	3	1	1	1	–	–	–	–	–	–	–
4313	9	4	4	–	–	1	7	1	1	2	3	2	–	–	–	–	–	–
4319	10	–	–	4	–	–	4	–	–	2	–	–	–	–	–	–	–	–
4321	28	36	22	–	4	–	18	22	12	10	9	10	–	–	–	–	1	–
4322	6	3	8	–	–	–	1	1	4	4	2	4	1	–	–	–	–	–
4329	10	12	7	4	–	1	2	8	2	3	4	4	1	–	–	–	–	–
4330	15	8	1	1	–	–	3	5	1	9	3	–	2	–	–	–	–	–
4391	5	–	8	1	–	–	3	–	4	–	–	3	1	–	–	–	–	1
4399	7	14	10	3	2	–	2	6	8	1	5	2	1	–	–	–	1	–
4511	22	15	7	–	1	–	14	10	6	7	4	1	1	–	–	–	–	–
4512	–	1	–	–	–	–	–	–	–	–	1	–	–	–	–	–	–	–
4520	10	10	6	–	1	–	4	6	3	5	3	3	–	–	–	1	–	–
4530	20	26	24	–	–	–	7	13	14	11	12	10	2	1	–	–	–	–
4541	11	3	4	–	–	–	3	1	–	7	2	4	1	–	–	–	–	–
4543	–	1	–	–	–	–	–	1	–	–	–	–	–	–	–	–	–	–
4611	–	1	–	–	–	–	–	1	–	–	–	–	–	–	–	–	–	–
4612	–	1	–	–	–	–	–	–	–	–	1	–	–	–	–	–	–	–
4617	3	4	1	–	–	–	2	2	–	1	2	1	–	–	–	–	–	–
4623	3	–	–	–	–	–	–	–	–	3	–	–	–	–	–	–	–	–
4631	8	5	11	–	–	–	7	4	8	1	1	3	–	–	–	–	–	–
4632	11	10	10	–	–	1	7	9	9	3	1	–	–	–	–	1	–	–
4633	5	2	8	–	–	–	3	1	5	2	1	3	–	–	–	–	–	–
4634	5	3	3	–	–	1	1	1	1	4	2	1	–	–	–	–	–	–
4635	21	26	31	–	1	–	14	21	27	6	4	4	1	–	–	–	–	–
4636	1	2	–	–	–	–	–	2	–	1	–	–	–	–	–	–	–	–
4637	–	5	1	–	–	–	–	4	–	–	1	1	–	–	–	–	–	–
4639	15	14	23	–	–	–	8	8	12	5	6	11	2	–	–	–	–	–
4641	6	2	5	–	–	–	4	1	4	1	1	1	1	–	–	–	–	–
4642	1	2	–	–	–	–	–	1	–	1	1	–	–	–	–	–	–	–
4644	–	1	4	–	–	–	–	–	2	–	1	2	–	–	–	–	–	–
4645	2	1	–	–	–	–	1	–	–	1	1	–	–	–	–	–	–	–
4646	1	2	–	–	–	–	1	–	–	–	2	–	–	–	–	–	–	–
4649	7	15	15	–	–	–	5	12	8	2	3	4	–	–	–	–	–	3
4662	2	1	–	–	–	–	2	1	–	–	–	–	–	–	–	–	–	–
4663	3	–	1	3	–	–	–	–	1	–	–	–	–	–	–	–	–	–
4669	1	1	–	1	–	–	–	1	–	–	–	–	–	–	–	–	–	–
4672	4	1	2	1	–	–	2	1	–	1	–	2	–	–	–	–	–	–
4673	3	1	2	–	–	–	2	–	2	1	1	–	–	–	–	–	–	–
4679	4	6	8	–	–	–	1	4	6	3	2	2	–	–	–	–	–	–
4681	7	3	2	–	–	1	7	2	1	–	1	–	–	–	–	–	–	–
4682	1	–	9	1	–	–	–	–	8	–	–	–	–	–	–	–	–	1
4686	–	1	–	–	–	–	–	–	–	–	1	–	–	–	–	–	–	–
4687	4	8	6	–	–	–	1	7	5	3	1	1	–	–	–	–	–	–
4689	5	5	6	–	2	–	3	2	5	2	1	–	–	–	–	–	–	1
4691	29	24	40	2	4	5	21	15	26	6	5	9	–	–	–	–	–	–
4692	1	–	–	–	–	–	–	–	–	1	–	–	–	–	–	–	–	–
4693	17	19	17	1	1	1	12	11	9	4	7	7	–	–	–	–	–	–
4711	243	317	228	17	25	7	174	231	153	48	61	68	3	–	–	1	–	–
4712	21	11	11	–	–	–	9	8	9	8	3	2	4	–	–	–	–	–
4713	5	11	5	–	–	–	2	5	2	2	6	3	1	–	–	–	–	–
4721	7	1	7	–	–	–	3	1	4	2	–	3	2	–	–	–	–	–
4722	8	10	2	–	–	–	3	8	2	4	2	–	1	–	–	–	–	–
4723	10	3	2	–	–	–	4	3	1	6	–	1	–	–	–	–	–	–
4724	1	1	2	–	–	–	–	1	2	1	–	–	–	–	–	–	–	–
4729	2	2	2	–	–	–	–	1	–	2	1	2	–	–	–	–	–	–
4731	35	29	24	2	–	1	13	15	13	18	14	10	2	–	–	–	–	–
4732	–	2	1	–	–	–	–	1	–	–	1	1	–	–	–	–	–	–
4741	1	1	1	–	–	–	1	1	–	–	–	1	–	–	–	–	–	–
4742	7	4	1	–	–	–	1	3	–	5	1	1	1	–	–	–	–	–
4743	6	7	1	–	–	–	1	3	1	4	4	–	1	–	–	–	–	–
4744	43	41	35	2	–	1	24	22	21	15	19	12	2	–	–	–	–	1
4751	9	10	11	1	1	–	2	6	7	6	3	4	–	–	–	–	–	–
4752	2	5	5	–	–	1	1	3	4	1	2	–	–	–	–	–	–	–
4753	10	5	7	–	–	–	4	4	4	6	1	3	–	–	–	–	–	–
4754	11	15	7	–	–	–	3	7	2	8	8	5	–	–	–	–	–	–
4755	3	–	5	1	–	–	1	–	3	1	–	2	–	–	–	–	–	–
4757	6	–	1	–	–	–	3	–	–	3	–	1	–	–	–	–	–	–
4759	8	–	3	–	–	–	3	–	2	5	–	1	–	–	–	–	–	–
4761	4	3	2	–	–	–	3	3	1	1	–	1	–	–	–	–	–	–
4763	1	2	1	–	–	–	–	1	–	1	1	1	–	–	–	–	–	–
4771	20	22	8	–	1	–	13	11	3	6	10	5	1	–	–	–	–	–
4772	3	4	4	–	–	–	–	–	3	3	4	1	–	–	–	–	–	–
4773	–	–	1	–	–	–	–	–	–	–	–	1	–	–	–	–	–	–
4774	2	4	6	–	–	1	2	2	3	–	2	2	–	–	–	–	–	–
4781	47	98	65	1	3	–	31	70	50	14	24	15	1	–	–	–	1	–
4782	10	13	10	–	–	–	6	12	5	4	1	5	–	–	–	–	–	–
4783	1	–	–	–	–	–	–	–	–	1	–	–	–	–	–	–	–	–
4784	14	12	6	1	–	1	5	7	2	7	5	3	1	–	–	–	–	–
4785	–	1	–	–	–	–	–	1	–	–	–	–	–	–	–	–	–	–
4789	14	5	6	–	–	–	5	1	2	6	4	4	3	–	–	–	–	–

Capítulo 40 - Rio Grande do Norte

40.1 - Quantidade de acidentes do trabalho liquidados, por consequência, segundo a Classificação Nacional de Atividades Econômicas (CNAE), no estado do Rio Grande do Norte - 2014/2016

(continuação)

CNAE	QUANTIDADE DE ACIDENTES DO TRABALHO LIQUIDADOS																	
	Total			Consequência														
				Assistência Médica			Menos de 15 dias			Mais de 15 dias			Incapacidade Permanente			Óbito		
	2014	2015	2016	2014	2015	2016	2014	2015	2016	2014	2015	2016	2014	2015	2016	2014	2015	2016
4912	4	9	8	1	2	4	3	6	4	–	1	–	–	–	–	–	–	–
4921	55	89	65	–	–	–	31	43	28	16	45	37	7	1	–	1	–	–
4922	15	5	3	–	–	–	5	3	2	6	2	1	3	–	–	1	–	–
4923	2	2	1	1	–	–	1	2	–	–	–	1	–	–	–	–	–	–
4929	3	3	2	–	–	–	2	2	1	1	1	1	–	–	–	–	–	–
4930	63	42	41	16	7	5	27	20	16	17	15	20	1	–	–	2	–	–
4940	1	2	1	–	2	1	–	–	–	1	–	–	–	–	–	–	–	–
5011	1	1	2	–	–	–	1	–	2	–	1	–	–	–	–	–	–	–
5030	6	3	3	2	–	1	–	1	–	3	2	2	1	–	–	–	–	–
5091	–	–	1	–	–	–	–	–	1	–	–	–	–	–	–	–	–	–
5099	–	1	2	–	–	–	–	1	1	–	–	1	–	–	–	–	–	–
5111	11	8	4	1	–	1	5	4	1	5	4	2	–	–	–	–	–	–
5112	–	1	1	–	–	–	–	–	–	–	1	1	–	–	–	–	–	–
5211	3	1	1	–	–	–	–	1	1	3	–	–	–	–	–	–	–	–
5212	11	8	3	2	1	–	1	1	1	8	6	2	–	–	–	–	–	–
5221	–	1	–	–	–	–	–	–	–	–	1	–	–	–	–	–	–	–
5223	5	3	–	–	–	–	2	2	–	3	1	–	–	–	–	–	–	–
5229	1	1	–	–	–	–	1	–	–	–	1	–	–	–	–	–	–	–
5231	4	8	3	–	2	–	1	5	3	2	1	–	–	–	–	1	–	–
5232	4	2	–	–	–	–	–	–	–	4	2	–	–	–	–	–	–	–
5239	2	–	–	1	–	–	–	–	–	–	–	–	1	–	–	–	–	–
5240	4	7	6	–	1	–	3	4	3	1	2	3	–	–	–	–	–	–
5250	3	2	–	–	–	–	1	2	–	1	–	–	1	–	–	–	–	–
5310	217	350	182	20	10	3	157	310	154	36	30	25	–	–	–	4	–	–
5320	6	5	5	–	1	–	2	2	1	4	2	4	–	–	–	–	–	–
5510	99	100	115	5	4	2	68	71	72	23	25	41	3	–	–	–	–	–
5590	–	1	–	–	–	–	–	–	–	–	1	–	–	–	–	–	–	–
5611	80	89	111	2	2	1	51	59	83	22	28	27	4	–	–	1	–	–
5612	–	–	1	–	–	–	–	–	1	–	–	–	–	–	–	–	–	–
5620	22	18	13	2	4	1	13	11	8	7	3	4	–	–	–	–	–	–
5821	–	–	1	–	–	–	–	–	1	–	–	–	–	–	–	–	–	–
5822	1	–	1	–	–	–	–	–	–	1	–	1	–	–	–	–	–	–
5829	1	–	–	–	–	–	–	–	–	1	–	–	–	–	–	–	–	–
5911	1	–	–	–	–	–	1	–	–	–	–	–	–	–	–	–	–	–
5914	1	1	–	1	–	–	–	1	–	–	–	–	–	–	–	–	–	–
6010	1	2	1	–	–	1	–	1	–	1	1	–	–	–	–	–	–	–
6021	4	5	3	2	1	–	–	4	2	2	–	1	–	–	–	–	–	–
6110	1	2	4	–	–	–	1	1	4	–	1	–	–	–	–	–	–	–
6120	–	1	–	–	–	–	–	–	–	–	1	–	–	–	–	–	–	–
6141	9	17	17	–	2	–	6	12	11	3	3	6	–	–	–	–	–	–
6143	–	1	–	–	–	–	–	1	–	–	–	–	–	–	–	–	–	–
6190	1	4	4	–	–	–	–	3	2	1	1	2	–	–	–	–	–	–
6201	9	5	2	–	–	–	1	–	1	8	5	1	–	–	–	–	–	–
6202	–	1	–	–	–	–	–	–	–	–	1	–	–	–	–	–	–	–
6203	1	–	–	–	–	–	1	–	–	–	–	–	–	–	–	–	–	–
6204	1	1	2	–	1	–	1	–	2	–	–	–	–	–	–	–	–	–
6209	5	5	6	–	–	–	4	3	4	1	1	2	–	1	–	–	–	–
6311	4	3	1	–	–	–	–	1	–	4	2	1	–	–	–	–	–	–
6399	2	–	–	–	–	–	1	–	–	1	–	–	–	–	–	–	–	–
6421	3	10	6	1	1	–	1	7	5	1	2	1	–	–	–	–	–	–
6422	23	52	39	1	1	12	13	38	14	7	13	13	2	–	–	–	–	–
6423	3	1	2	–	–	1	2	1	1	–	–	–	1	–	–	–	–	–
6424	1	3	2	1	–	–	–	3	1	–	–	1	–	–	–	–	–	–
6462	4	2	1	–	–	–	3	2	1	1	–	–	–	–	–	–	–	–
6493	2	–	–	–	–	–	2	–	–	–	–	–	–	–	–	–	–	–
6499	1	–	–	–	–	–	1	–	–	–	–	–	–	–	–	–	–	–
6512	–	–	1	–	–	–	–	–	1	–	–	–	–	–	–	–	–	–
6550	14	6	7	–	–	2	10	6	4	3	–	1	1	–	–	–	–	–
6619	–	–	1	–	–	–	–	–	1	–	–	–	–	–	–	–	–	–
6622	1	–	–	–	–	–	1	–	–	–	–	–	–	–	–	–	–	–
6630	1	–	1	–	–	–	–	–	1	1	–	–	–	–	–	–	–	–
6810	6	6	3	–	–	–	4	2	–	1	4	3	–	–	–	1	–	–
6821	2	1	4	–	–	–	2	–	1	–	1	3	–	–	–	–	–	–
6822	4	5	3	–	–	–	1	3	–	3	2	3	–	–	–	–	–	–
6911	–	2	2	–	–	1	–	–	–	–	2	1	–	–	–	–	–	–
6920	6	1	4	–	–	–	4	1	2	1	–	2	1	–	–	–	–	–
7010	2	–	–	–	–	–	1	–	–	1	–	–	–	–	–	–	–	–
7020	3	4	2	1	1	–	1	3	1	1	–	1	–	–	–	–	–	–
7111	–	1	–	–	–	–	–	–	–	–	1	–	–	–	–	–	–	–
7112	29	36	16	11	9	5	6	19	5	10	8	5	2	–	–	–	–	1
7119	3	–	5	1	–	1	2	–	1	–	–	3	–	–	–	–	–	–
7120	2	3	–	1	3	–	1	–	–	–	–	–	–	–	–	–	–	–
7210	1	–	–	–	–	–	1	–	–	–	–	–	–	–	–	–	–	–
7220	1	–	–	–	–	–	–	–	–	1	–	–	–	–	–	–	–	–
7311	3	1	–	–	–	–	1	–	–	2	1	–	–	–	–	–	–	–
7312	1	–	–	–	–	–	–	–	–	–	–	–	1	–	–	–	–	–
7319	3	4	4	–	–	–	2	3	1	1	–	3	–	–	–	–	1	–
7320	2	1	–	–	–	–	1	1	–	1	–	–	–	–	–	–	–	–
7420	1	1	–	–	–	–	–	1	–	1	–	–	–	–	–	–	–	–
7490	7	13	8	2	–	2	–	4	1	4	9	5	1	–	–	–	–	–
7711	20	20	20	2	2	2	9	9	11	9	9	7	–	–	–	–	–	–
7719	–	1	1	–	–	–	–	1	–	–	–	1	–	–	–	–	–	–
7722	1	–	–	–	–	–	1	–	–	–	–	–	–	–	–	–	–	–
7732	9	10	6	–	2	–	6	3	5	3	5	1	–	–	–	–	–	–

Capítulo 40 - Rio Grande do Norte

40.1 - Quantidade de acidentes do trabalho liquidados, por consequência, segundo a Classificação Nacional de Atividades Econômicas (CNAE), no estado do Rio Grande do Norte - 2014/2016

(conclusão)

CNAE	QUANTIDADE DE ACIDENTES DO TRABALHO LIQUIDADOS																	
	Total			Consequência														
				Assistência Médica			Menos de 15 dias			Mais de 15 dias			Incapacidade Permanente			Óbito		
	2014	2015	2016	2014	2015	2016	2014	2015	2016	2014	2015	2016	2014	2015	2016	2014	2015	2016
7733	5	–	4	–	–	–	3	–	3	2	–	1	–	–	–	–	–	–
7739	3	9	2	–	2	–	2	3	2	1	3	–	–	–	–	–	1	–
7810	5	6	3	–	–	1	4	4	–	1	1	1	–	1	1	–	–	–
7820	51	67	69	8	–	5	27	29	31	13	38	33	3	–	–	–	–	–
7830	9	16	8	–	–	–	4	5	2	5	10	6	–	–	–	–	1	–
7911	–	3	1	–	–	–	–	3	–	–	–	1	–	–	–	–	–	–
8011	55	66	59	–	3	5	35	37	30	17	26	24	2	–	–	1	–	–
8012	20	49	47	–	1	–	7	29	21	10	19	25	2	–	–	1	–	1
8020	9	17	20	–	–	–	5	14	16	4	1	4	–	–	–	–	2	–
8030	1	–	–	–	–	–	–	–	–	1	–	–	–	–	–	–	–	–
8111	5	4	8	–	–	1	3	2	5	1	2	2	1	–	–	–	–	–
8112	34	35	29	1	1	–	19	21	21	14	13	8	–	–	–	–	–	–
8121	18	18	15	1	3	–	12	8	7	5	6	8	–	–	–	–	1	–
8122	1	4	3	–	–	–	–	–	1	1	4	2	–	–	–	–	–	–
8129	2	–	–	–	–	–	1	–	–	–	–	–	1	–	–	–	–	–
8130	–	1	–	–	–	–	–	–	–	–	1	–	–	–	–	–	–	–
8211	4	2	9	–	–	–	1	1	6	2	1	2	1	–	–	–	–	1
8219	2	2	1	1	–	–	–	1	1	–	1	–	1	–	–	–	–	–
8220	72	225	208	3	6	22	59	84	67	10	135	119	–	–	–	–	–	–
8230	2	2	4	–	–	–	1	–	3	1	2	1	–	–	–	–	–	–
8291	3	2	7	–	1	–	1	–	5	2	1	2	–	–	–	–	–	–
8299	20	10	7	5	1	–	5	7	5	8	2	2	2	–	–	–	–	–
8411	71	71	70	6	7	4	39	42	32	17	20	32	8	2	2	1	–	–
8412	–	1	–	–	–	–	–	1	–	–	–	–	–	–	–	–	–	–
8422	–	2	–	–	2	–	–	–	–	–	–	–	–	–	–	–	–	–
8423	–	1	1	–	–	–	–	1	1	–	–	–	–	–	–	–	–	–
8424	1	–	–	–	–	–	1	–	–	–	–	–	–	–	–	–	–	–
8430	1	–	–	–	–	–	1	–	–	–	–	–	–	–	–	–	–	–
8511	32	24	6	–	–	2	–	1	–	32	23	4	–	–	–	–	–	–
8512	4	1	8	–	–	1	2	1	5	1	–	2	1	–	–	–	–	–
8513	13	14	11	1	–	1	7	6	7	5	7	3	–	–	–	–	1	–
8520	6	11	10	–	–	–	4	6	10	2	5	–	–	–	–	–	–	–
8531	4	4	1	–	–	–	1	–	1	3	4	–	–	–	–	–	–	–
8532	7	8	9	–	–	1	3	4	5	4	4	3	–	–	–	–	–	–
8541	1	2	1	–	–	–	1	–	1	–	2	–	–	–	–	–	–	–
8550	–	–	1	–	–	–	–	–	–	–	–	1	–	–	–	–	–	–
8591	1	–	–	–	–	–	–	–	–	1	–	–	–	–	–	–	–	–
8593	2	–	–	1	–	–	–	–	–	1	–	–	–	–	–	–	–	–
8599	5	5	4	–	–	–	3	2	2	2	3	2	–	–	–	–	–	–
8610	506	620	474	304	375	286	190	204	157	12	41	31	–	–	–	–	–	–
8630	9	3	2	1	1	–	4	1	2	4	1	–	–	–	–	–	–	–
8640	41	41	24	18	27	11	21	10	12	2	4	1	–	–	–	–	–	–
8650	5	8	–	1	–	–	3	8	–	1	–	–	–	–	–	–	–	–
8660	19	89	129	15	67	99	4	20	28	–	2	2	–	–	–	–	–	–
8690	–	–	2	–	–	–	–	–	1	–	–	1	–	–	–	–	–	–
8711	–	–	2	–	–	–	–	–	1	–	–	1	–	–	–	–	–	–
8712	1	4	10	–	–	1	1	3	7	–	1	2	–	–	–	–	–	–
8730	4	3	4	–	–	1	1	1	1	3	2	2	–	–	–	–	–	–
8800	27	28	12	3	4	–	23	21	12	1	3	–	–	–	–	–	–	–
9001	2	2	1	–	–	–	1	2	–	1	–	1	–	–	–	–	–	–
9101	–	1	–	–	–	–	–	–	–	–	1	–	–	–	–	–	–	–
9311	–	1	1	–	–	1	–	1	–	–	–	–	–	–	–	–	–	–
9312	2	–	6	–	–	–	1	–	2	1	–	4	–	–	–	–	–	–
9313	1	4	1	–	–	–	–	3	1	1	1	–	–	–	–	–	–	–
9319	4	–	–	–	–	–	–	–	–	4	–	–	–	–	–	–	–	–
9321	–	–	3	–	–	–	–	–	2	–	–	1	–	–	–	–	–	–
9329	–	–	1	–	–	–	–	–	–	–	–	1	–	–	–	–	–	–
9412	2	2	1	–	–	–	1	2	1	1	–	–	–	–	–	–	–	–
9420	5	5	4	–	–	–	3	5	2	2	–	2	–	–	–	–	–	–
9430	5	3	8	1	–	–	1	2	6	1	–	2	2	1	–	–	–	–
9491	6	2	5	–	–	–	1	–	–	5	1	3	–	1	2	–	–	–
9499	12	9	9	–	–	–	11	5	7	1	4	1	–	–	–	–	–	1
9511	–	2	–	–	–	–	–	1	–	–	1	–	–	–	–	–	–	–
9512	–	–	1	–	–	–	–	–	–	–	–	1	–	–	–	–	–	–
9521	10	6	1	1	–	1	4	5	–	5	1	–	–	–	–	–	–	–
9529	3	–	2	–	–	–	1	–	1	1	–	–	1	–	–	–	–	1
9601	4	5	–	–	–	–	1	1	–	3	3	–	–	–	–	–	1	–
9602	5	–	2	–	–	–	2	–	2	2	–	–	1	–	–	–	–	–
9603	10	11	15	–	–	1	3	5	11	6	6	3	1	–	–	–	–	–
9609	1	1	1	–	–	–	–	–	–	1	1	1	–	–	–	–	–	–
9700	1	–	–	–	–	–	–	–	–	1	–	–	–	–	–	–	–	–
Ignorado	2.101	1.300	1.110	2	–	1	14	11	5	2.048	1.135	951	37	154	153	–	–	–

Fonte: DATAPREV, CAT, SUB.

Nota: Os dados são preliminares, estando sujeitos a correções.

Capítulo 40 - Rio Grande do Norte

40.2 - Quantidade mensal de acidentes do trabalho liquidados, por consequência, no estado do Rio Grande do Norte - 2014/2016

MESES	QUANTIDADE DE ACIDENTES DO TRABALHO LIQUIDADOS																	
	Total			Consequência														
				Assistência Médica			Menos de 15 dias			Mais de 15 dias			Incapacidade Permanente			Óbito		
	2014	2015	2016	2014	2015	2016	2014	2015	2016	2014	2015	2016	2014	2015	2016	2014	2015	2016
TOTAL	**7.391**	**7.125**	**5.763**	**994**	**1.109**	**797**	**2.812**	**3.297**	**2.572**	**3.343**	**2.521**	**2.193**	**209**	**179**	**173**	**33**	**19**	**28**
Janeiro	575	539	487	80	72	73	203	205	199	279	251	204	11	9	10	2	2	1
Fevereiro	582	573	446	80	89	41	228	224	181	256	243	215	15	15	9	3	2	–
Março	637	637	537	96	84	87	220	298	219	309	232	203	12	21	26	–	2	2
Abril	635	637	509	86	102	76	239	311	220	293	208	198	12	13	13	5	3	2
Maio	678	593	493	84	106	63	279	260	219	287	199	193	24	26	16	4	2	2
Junho	523	626	502	58	92	57	192	302	245	254	214	182	16	17	13	3	1	5
Julho	693	648	521	106	118	72	243	315	230	322	187	201	19	26	16	3	2	2
Agosto	692	628	537	87	100	78	284	299	234	305	215	205	15	13	16	1	1	4
Setembro	655	592	475	93	88	55	238	296	231	280	200	168	41	7	17	3	1	4
Outubro	681	597	431	86	112	60	252	282	205	321	195	153	19	7	11	3	1	2
Novembro	569	533	377	69	76	71	221	249	174	259	196	122	14	12	10	6	–	–
Dezembro	471	522	448	69	70	64	213	256	215	178	181	149	11	13	16	–	2	4

Fonte: DATAPREV, CAT, SUB.
Nota: Os dados são preliminares, estando sujeitos a correções.

DISTRIBUIÇÃO DE ACIDENTES DO TRABALHO LIQUIDADOS, POR CONSEQUÊNCIA, NO ESTADO DO RIO GRANDE DO NORTE - 2016

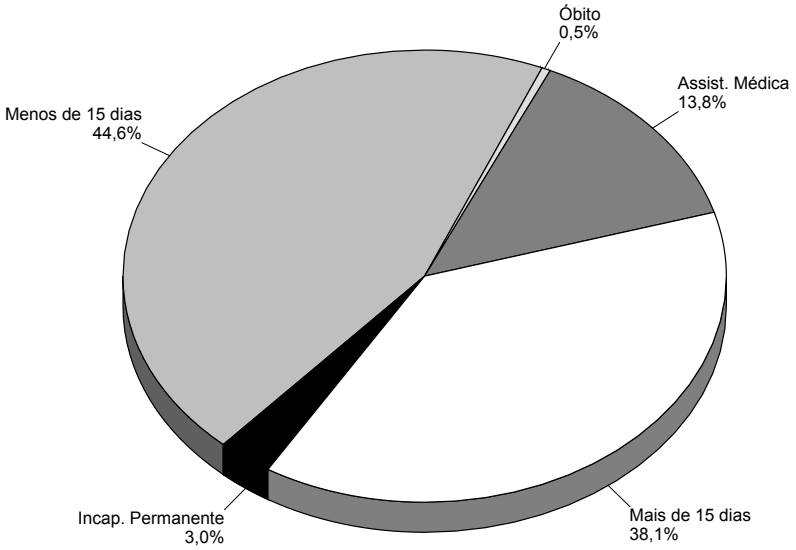

Fonte: DATAPREV, CAT, SUB.

Capítulo 41 - Paraíba

41.1 - Quantidade de acidentes do trabalho liquidados, por consequência, segundo a Classificação Nacional de Atividades Econômicas (CNAE), no estado da Paraíba - 2014/2016

(continua)

CNAE	QUANTIDADE DE ACIDENTES DO TRABALHO LIQUIDADOS																	
	Total			Consequência														
				Assistência Médica			Menos de 15 dias			Mais de 15 dias			Incapacidade Permanente			Óbito		
	2014	2015	2016	2014	2015	2016	2014	2015	2016	2014	2015	2016	2014	2015	2016	2014	2015	2016
TOTAL	**5.661**	**4.483**	**4.238**	**346**	**286**	**267**	**2.055**	**2.119**	**1.956**	**3.027**	**1.874**	**1.852**	**213**	**179**	**144**	**20**	**25**	**19**
0111	8	4	2	–	–	–	–	–	–	7	4	1	1	–	1	–	–	–
0113	22	33	26	2	1	–	18	32	25	2	–	–	–	–	1	–	–	–
0114	4	2	1	–	–	–	–	–	–	4	2	1	–	–	–	–	–	–
0119	–	–	3	–	–	–	–	–	2	–	–	1	–	–	–	–	–	–
0121	3	1	1	–	–	–	–	–	1	3	1	–	–	–	–	–	–	–
0131	–	5	1	–	–	–	–	–	–	–	–	–	–	5	1	–	–	–
0132	–	2	–	–	–	–	–	–	–	–	–	–	–	2	–	–	–	–
0133	3	3	2	–	–	–	2	2	1	1	1	1	–	–	–	–	–	–
0139	–	1	–	–	–	–	–	1	–	–	–	–	–	–	–	–	–	–
0141	3	1	4	–	–	–	1	1	3	1	–	–	1	–	1	–	–	–
0142	2	–	–	–	–	–	1	–	–	1	–	–	–	–	–	–	–	–
0151	4	1	2	–	–	–	3	–	1	–	1	1	–	–	–	1	–	–
0153	–	8	1	–	–	–	–	–	–	–	–	–	–	8	1	–	–	–
0155	30	20	13	1	–	–	23	12	7	4	8	5	–	–	–	2	–	1
0159	1	–	–	–	–	–	–	–	–	–	–	–	1	–	–	–	–	–
0161	1	–	1	–	–	–	–	–	1	–	–	–	1	–	–	–	–	–
0162	1	2	2	–	–	–	–	1	1	1	1	–	–	–	1	–	–	–
0163	–	1	–	–	–	–	–	1	–	–	–	–	–	–	–	–	–	–
0210	37	39	13	–	8	1	35	31	11	2	–	1	–	–	–	–	–	–
0311	1	–	1	–	–	–	–	–	–	–	–	1	1	–	–	–	–	–
0321	2	–	–	–	–	–	1	–	–	1	–	–	–	–	–	–	–	–
0600	–	–	1	–	–	–	–	–	1	–	–	–	–	–	–	–	–	–
0724	3	–	1	–	–	–	–	–	–	3	–	1	–	–	–	–	–	–
0729	4	1	3	2	1	2	2	–	–	–	–	1	–	–	–	–	–	–
0810	10	5	7	–	–	–	8	4	7	1	1	–	–	–	–	1	–	–
0899	3	–	1	2	–	1	1	–	–	–	–	–	–	–	–	–	–	–
0910	1	–	–	1	–	–	–	–	–	–	–	–	–	–	–	–	–	–
1011	1	1	5	–	–	4	1	–	1	–	1	–	–	–	–	–	–	–
1012	16	11	9	–	–	–	8	6	3	7	5	6	1	–	–	–	–	–
1013	1	–	–	–	–	–	–	–	–	1	–	–	–	–	–	–	–	–
1020	1	–	1	–	–	–	1	–	1	–	–	–	–	–	–	–	–	–
1031	–	–	3	–	–	–	–	–	3	–	–	–	–	–	–	–	–	–
1033	15	9	11	–	–	–	13	7	10	2	2	–	–	–	–	–	–	1
1041	–	–	1	–	–	–	–	–	–	–	–	1	–	–	–	–	–	–
1051	1	–	–	–	–	–	1	–	–	–	–	–	–	–	–	–	–	–
1052	11	–	3	–	–	–	11	–	3	–	–	–	–	–	–	–	–	–
1053	–	6	2	–	–	–	–	3	1	–	3	1	–	–	–	–	–	–
1062	5	4	10	–	–	–	3	3	7	1	1	3	1	–	–	–	–	–
1064	9	14	9	–	–	–	6	11	4	3	3	5	–	–	–	–	–	–
1065	–	1	1	–	–	–	–	1	1	–	–	–	–	–	–	–	–	–
1066	2	12	4	–	–	–	–	9	3	2	–	1	–	–	–	–	3	–
1069	48	45	43	–	–	–	37	34	22	11	11	21	–	–	–	–	–	–
1071	59	32	39	–	–	–	34	21	23	21	11	16	4	–	–	–	–	–
1072	9	1	3	–	–	–	7	1	3	2	–	–	–	–	–	–	–	–
1081	55	43	38	–	–	1	49	33	34	5	10	3	1	–	–	–	–	–
1091	18	12	19	–	1	8	6	7	5	10	4	6	2	–	–	–	–	–
1092	4	3	5	–	–	–	2	2	2	2	1	2	–	–	–	–	–	1
1093	1	–	–	–	–	–	–	–	–	–	–	–	1	–	–	–	–	–
1094	3	–	–	–	–	–	1	–	–	–	–	–	2	–	–	–	–	–
1095	–	2	–	–	–	–	–	1	–	–	1	–	–	–	–	–	–	–
1096	–	–	1	–	–	–	–	–	–	–	–	1	–	–	–	–	–	–
1099	1	4	–	–	–	–	1	4	–	–	–	–	–	–	–	–	–	–
1111	3	3	–	–	–	–	–	1	–	3	2	–	–	–	–	–	–	–
1112	2	1	1	–	–	–	–	–	–	2	1	1	–	–	–	–	–	–
1113	13	14	2	5	7	1	6	6	1	1	1	–	1	–	–	–	–	–
1121	26	16	26	–	–	–	25	13	18	1	3	8	–	–	–	–	–	–
1122	58	58	40	1	–	3	53	45	32	4	13	5	–	–	–	–	–	–
1311	51	62	41	–	–	1	35	45	27	16	15	12	–	–	–	–	2	1
1312	2	4	–	–	–	–	1	3	–	1	1	–	–	–	–	–	–	–
1313	–	–	1	–	–	–	–	–	1	–	–	–	–	–	–	–	–	–
1321	12	26	14	–	–	–	9	10	2	2	16	12	1	–	–	–	–	–
1323	6	4	2	–	–	–	5	3	–	–	1	2	1	–	–	–	–	–
1330	1	1	2	–	–	–	–	1	–	1	–	2	–	–	–	–	–	–
1351	4	3	1	–	–	–	3	1	–	1	2	1	–	–	–	–	–	–
1352	1	1	1	–	–	–	–	1	–	1	–	1	–	–	–	–	–	–
1354	1	1	1	–	–	–	–	–	1	1	1	–	–	–	–	–	–	–
1359	2	–	1	–	–	–	2	–	1	–	–	–	–	–	–	–	–	–
1411	11	11	12	–	–	–	8	11	12	3	–	–	–	–	–	–	–	–
1412	4	3	5	–	–	–	1	3	5	1	–	–	2	–	–	–	–	–
1414	1	–	–	–	–	–	–	–	–	–	–	–	1	–	–	–	–	–
1521	1	–	–	–	–	–	–	–	–	1	–	–	–	–	–	–	–	–
1529	1	–	–	–	–	–	–	–	–	1	–	–	–	–	–	–	–	–
1531	2	2	2	–	–	1	–	2	1	1	–	–	1	–	–	–	–	–
1532	55	79	92	31	4	4	18	12	12	5	63	76	1	–	–	–	–	–
1533	1	–	–	–	–	–	–	–	–	1	–	–	–	–	–	–	–	–
1539	452	222	126	216	132	58	88	54	33	142	36	35	6	–	–	–	–	–
1540	4	–	3	–	–	–	1	–	1	3	–	2	–	–	–	–	–	–
1610	3	–	–	–	–	–	–	–	–	3	–	–	–	–	–	–	–	–
1622	2	2	–	–	–	–	–	2	–	2	–	–	–	–	–	–	–	–
1721	11	3	5	–	–	–	–	–	–	11	3	5	–	–	–	–	–	–
1722	–	3	1	–	–	–	–	–	–	–	3	1	–	–	–	–	–	–
1731	21	15	11	–	–	–	17	12	8	4	3	3	–	–	–	–	–	–

Capítulo 41 - Paraíba

41.1 - Quantidade de acidentes do trabalho liquidados, por consequência, segundo a Classificação Nacional de Atividades Econômicas (CNAE), no estado da Paraíba - 2014/2016

(continuação)

CNAE	QUANTIDADE DE ACIDENTES DO TRABALHO LIQUIDADOS																	
	Total			Consequência														
				Assistência Médica			Menos de 15 dias			Mais de 15 dias			Incapacidade Permanente			Óbito		
	2014	2015	2016	2014	2015	2016	2014	2015	2016	2014	2015	2016	2014	2015	2016	2014	2015	2016
1733	1	–	–	–	–	–	–	–	–	1	–	–	–	–	–	–	–	–
1741	10	9	4	–	–	–	6	8	2	3	1	2	1	–	–	–	–	–
1742	–	1	–	–	–	–	–	1	–	–	–	–	–	–	–	–	–	–
1749	1	1	2	–	–	–	1	–	2	–	1	–	–	–	–	–	–	–
1811	16	6	13	–	–	–	10	3	11	6	3	2	–	–	–	–	–	–
1812	13	7	4	–	–	–	–	–	–	13	7	4	–	–	–	–	–	–
1813	1	2	3	–	–	–	1	2	3	–	–	–	–	–	–	–	–	–
1821	–	–	1	–	–	–	–	–	–	–	–	1	–	–	–	–	–	–
1822	1	–	2	–	–	–	1	–	2	–	–	–	–	–	–	–	–	–
1910	–	1	–	–	–	–	–	–	–	–	1	–	–	–	–	–	–	–
1921	6	13	18	–	1	2	4	10	13	2	2	3	–	–	–	–	–	–
1931	70	59	68	19	21	20	33	26	35	14	12	13	4	–	–	–	–	–
1932	17	14	3	–	–	–	–	–	–	17	14	3	–	–	–	–	–	–
2014	1	–	–	–	–	–	–	–	–	1	–	–	–	–	–	–	–	–
2029	–	1	–	–	–	–	–	–	–	–	1	–	–	–	–	–	–	–
2040	1	–	–	–	–	–	–	–	–	1	–	–	–	–	–	–	–	–
2061	–	1	–	–	–	–	–	–	–	–	1	–	–	–	–	–	–	–
2062	2	2	1	–	–	–	–	2	–	2	–	1	–	–	–	–	–	–
2063	3	–	–	1	–	–	1	–	–	1	–	–	–	–	–	–	–	–
2071	1	1	–	–	–	–	–	1	–	1	–	–	–	–	–	–	–	–
2073	–	2	–	–	–	–	–	1	–	–	–	–	–	–	–	–	1	–
2091	1	1	–	–	–	–	–	1	–	1	–	–	–	–	–	–	–	–
2099	1	–	–	–	–	–	–	–	–	1	–	–	–	–	–	–	–	–
2121	–	–	5	–	–	–	–	–	5	–	–	–	–	–	–	–	–	–
2212	4	1	–	–	–	–	1	–	–	3	1	–	–	–	–	–	–	–
2219	8	4	4	–	–	–	5	3	2	2	1	2	1	–	–	–	–	–
2221	3	4	–	–	–	–	–	4	–	3	–	–	–	–	–	–	–	–
2222	29	30	49	–	1	–	14	19	40	14	10	9	1	–	–	–	–	–
2223	5	6	4	–	–	–	5	2	3	–	4	1	–	–	–	–	–	–
2229	9	6	15	–	–	1	3	4	10	6	2	4	–	–	–	–	–	–
2311	5	6	5	–	–	–	2	3	3	3	1	1	–	–	–	–	2	1
2319	2	–	–	–	–	–	1	–	–	1	–	–	–	–	–	–	–	–
2320	27	20	22	9	7	2	12	12	16	4	1	4	–	–	–	2	–	–
2330	14	9	10	2	1	–	4	4	2	8	4	8	–	–	–	–	–	–
2342	72	54	68	–	–	1	45	44	56	20	10	11	4	–	–	3	–	–
2349	11	9	6	–	–	–	9	7	6	2	2	–	–	–	–	–	–	–
2391	3	1	2	–	–	1	2	–	–	1	–	1	–	1	–	–	–	–
2392	1	1	–	–	–	–	–	1	–	–	–	–	1	–	–	–	–	–
2399	3	6	2	–	–	–	–	4	2	3	2	–	–	–	–	–	–	–
2441	8	2	1	–	–	–	4	–	–	4	2	1	–	–	–	–	–	–
2452	2	–	–	–	–	–	–	–	–	2	–	–	–	–	–	–	–	–
2511	15	6	1	–	–	–	12	6	1	3	–	–	–	–	–	–	–	–
2512	3	1	2	–	–	–	1	1	–	1	–	2	1	–	–	–	–	–
2521	1	–	–	–	–	–	–	–	–	1	–	–	–	–	–	–	–	–
2522	1	–	–	–	–	–	–	–	–	1	–	–	–	–	–	–	–	–
2532	5	14	4	–	–	–	3	13	2	1	1	2	1	–	–	–	–	–
2539	1	–	3	–	–	–	–	–	2	1	–	1	–	–	–	–	–	–
2542	3	1	9	–	–	–	2	1	9	1	–	–	–	–	–	–	–	–
2593	4	1	1	–	–	–	1	1	–	3	–	1	–	–	–	–	–	–
2599	–	–	1	–	–	–	–	–	1	–	–	–	–	–	–	–	–	–
2610	–	2	–	–	–	–	–	1	–	–	–	–	–	–	–	–	1	–
2621	9	–	–	–	–	–	7	–	–	2	–	–	–	–	–	–	–	–
2670	–	1	1	–	1	–	–	–	–	–	–	1	–	–	–	–	–	–
2710	–	–	1	–	–	–	–	–	1	–	–	–	–	–	–	–	–	–
2722	1	–	–	–	–	–	–	–	–	1	–	–	–	–	–	–	–	–
2732	–	–	1	–	–	1	–	–	–	–	–	–	–	–	–	–	–	–
2751	–	1	–	–	–	–	–	–	–	–	1	–	–	–	–	–	–	–
2790	–	1	–	–	–	–	–	–	–	–	1	–	–	–	–	–	–	–
2812	1	–	–	–	–	–	–	–	–	1	–	–	–	–	–	–	–	–
2813	–	–	1	–	–	–	–	–	–	–	–	1	–	–	–	–	–	–
2823	2	–	–	–	–	–	1	–	–	1	–	–	–	–	–	–	–	–
2829	1	2	1	–	–	–	1	2	–	–	–	1	–	–	–	–	–	–
2833	–	2	–	–	–	–	–	–	–	–	2	–	–	–	–	–	–	–
2862	1	–	–	–	–	–	–	–	–	1	–	–	–	–	–	–	–	–
2869	2	1	–	–	–	–	–	1	–	2	–	–	–	–	–	–	–	–
2910	–	–	1	–	–	–	–	–	–	–	–	1	–	–	–	–	–	–
2920	–	1	–	–	–	–	–	–	–	–	1	–	–	–	–	–	–	–
2930	1	1	–	–	–	–	–	1	–	1	–	–	–	–	–	–	–	–
2949	–	–	1	–	–	–	–	–	–	–	–	1	–	–	–	–	–	–
2950	1	–	–	–	–	–	–	–	–	1	–	–	–	–	–	–	–	–
3012	1	–	–	–	–	–	–	–	–	1	–	–	–	–	–	–	–	–
3101	3	5	3	–	1	–	2	3	2	1	1	1	–	–	–	–	–	–
3102	6	2	–	–	–	–	3	–	–	2	2	–	1	–	–	–	–	–
3103	4	3	–	–	–	–	1	1	–	3	2	–	–	–	–	–	–	–
3104	6	8	7	1	–	–	5	5	6	–	3	1	–	–	–	–	–	–
3212	1	–	–	–	–	–	1	–	–	–	–	–	–	–	–	–	–	–
3220	2	1	1	–	–	–	2	1	1	–	–	–	–	–	–	–	–	–
3230	2	17	17	–	–	–	–	–	–	2	17	17	–	–	–	–	–	–
3250	2	–	–	–	–	–	1	–	–	1	–	–	–	–	–	–	–	–
3292	–	–	1	–	–	1	–	–	–	–	–	–	–	–	–	–	–	–

Capítulo 41 - Paraíba

41.1 - Quantidade de acidentes do trabalho liquidados, por consequência, segundo a Classificação Nacional de Atividades Econômicas (CNAE), no estado da Paraíba - 2014/2016

(continuação)

CNAE	QUANTIDADE DE ACIDENTES DO TRABALHO LIQUIDADOS																	
	Total			Consequência														
				Assistência Médica			Menos de 15 dias			Mais de 15 dias			Incapacidade Permanente			Óbito		
	2014	2015	2016	2014	2015	2016	2014	2015	2016	2014	2015	2016	2014	2015	2016	2014	2015	2016
3299	–	2	1	–	–	–	–	2	1	–	–	–	–	–	–	–	–	–
3313	–	4	1	–	–	–	–	2	–	–	2	1	–	–	–	–	–	–
3314	2	2	1	1	–	–	–	1	–	1	1	1	–	–	–	–	–	–
3329	1	1	4	–	–	1	–	–	3	1	1	–	–	–	–	–	–	–
3511	15	9	7	1	2	3	10	3	3	4	4	1	–	–	–	–	–	–
3512	1	3	1	–	–	–	–	3	1	–	–	–	1	–	–	–	–	–
3514	83	77	71	2	13	24	70	59	39	11	5	7	–	–	–	–	–	1
3520	2	–	2	1	–	1	1	–	1	–	–	–	–	–	–	–	–	–
3600	31	31	36	1	–	2	27	29	30	3	2	3	–	–	–	–	–	1
3701	1	–	–	–	–	–	–	–	–	–	–	–	1	–	–	–	–	–
3811	37	40	32	1	–	4	25	24	18	6	15	10	4	–	–	1	1	–
3812	2	–	–	–	–	–	1	–	–	1	–	–	–	–	–	–	–	–
3832	2	1	–	–	–	–	2	1	–	–	–	–	–	–	–	–	–	–
3839	5	–	1	–	–	–	1	–	1	3	–	–	1	–	–	–	–	–
4110	54	58	56	–	1	–	39	36	39	14	21	16	1	–	–	–	–	1
4120	267	201	165	4	3	5	146	140	99	94	52	56	21	2	2	2	4	3
4211	18	8	6	4	–	1	9	5	2	4	3	3	1	–	–	–	–	–
4212	–	–	1	–	–	–	–	–	–	–	–	1	–	–	–	–	–	–
4213	2	8	9	–	–	1	1	5	2	1	3	6	–	–	–	–	–	–
4221	58	44	28	–	1	–	11	13	9	45	30	19	2	–	–	–	–	–
4222	7	12	9	1	2	4	5	7	–	1	3	5	–	–	–	–	–	–
4291	3	1	–	–	–	–	2	1	–	1	–	–	–	–	–	–	–	–
4292	4	6	2	–	3	1	2	2	–	1	1	1	1	–	–	–	–	–
4299	31	31	21	–	4	1	21	16	7	10	10	13	–	1	–	–	–	–
4311	–	1	3	–	–	–	–	1	2	–	–	1	–	–	–	–	–	–
4313	6	10	4	–	–	2	4	8	1	2	2	1	–	–	–	–	–	–
4321	22	23	14	–	–	–	12	20	9	9	3	5	–	–	–	1	–	–
4322	1	8	4	–	–	–	–	6	2	1	2	2	–	–	–	–	–	–
4329	2	3	2	–	1	–	–	2	–	2	–	2	–	–	–	–	–	–
4330	5	2	2	–	–	–	2	2	1	3	–	1	–	–	–	–	–	–
4391	3	1	2	–	–	–	1	–	1	–	1	1	2	–	–	–	–	–
4399	6	4	4	–	–	–	2	3	3	3	–	1	–	–	–	1	1	–
4511	41	21	17	–	1	1	26	14	10	14	6	6	–	–	–	1	–	–
4512	–	1	1	–	–	–	–	–	1	–	1	–	–	–	–	–	–	–
4520	6	5	8	–	–	–	3	2	4	3	3	4	–	–	–	–	–	–
4530	15	19	13	–	–	–	6	13	10	8	6	2	1	–	1	–	–	–
4541	2	3	8	–	–	–	1	2	3	1	1	3	–	–	1	–	–	1
4543	2	–	–	–	–	–	1	–	–	–	–	–	–	–	–	1	–	–
4613	–	1	–	–	–	–	–	1	–	–	–	–	–	–	–	–	–	–
4617	–	1	–	–	–	–	–	–	–	–	1	–	–	–	–	–	–	–
4619	–	–	1	–	–	–	–	–	1	–	–	–	–	–	–	–	–	–
4623	–	1	–	–	–	–	–	–	–	–	1	–	–	–	–	–	–	–
4631	1	1	–	–	–	–	–	1	–	1	–	–	–	–	–	–	–	–
4632	2	3	2	–	–	–	2	3	1	–	–	1	–	–	–	–	–	–
4634	5	2	8	–	–	–	2	1	6	2	1	2	1	–	–	–	–	–
4635	13	28	27	–	–	–	5	21	20	8	7	7	–	–	–	–	–	–
4637	4	–	3	–	–	–	1	–	1	3	–	2	–	–	–	–	–	–
4639	17	32	27	–	1	–	10	23	18	7	8	9	–	–	–	–	–	–
4641	1	–	1	–	–	–	–	–	1	1	–	–	–	–	–	–	–	–
4642	1	–	–	–	–	–	–	–	–	1	–	–	–	–	–	–	–	–
4643	–	1	1	–	–	–	–	–	1	–	1	–	–	–	–	–	–	–
4644	3	3	3	–	–	–	1	1	3	2	2	–	–	–	–	–	–	–
4645	1	2	2	1	–	1	–	1	1	–	1	–	–	–	–	–	–	–
4646	1	2	3	–	–	–	1	2	3	–	–	–	–	–	–	–	–	–
4647	2	–	1	–	–	–	–	–	1	1	–	–	1	–	–	–	–	–
4649	6	9	16	–	–	–	4	8	11	2	1	5	–	–	–	–	–	–
4651	–	–	1	–	–	–	–	–	1	–	–	–	–	–	–	–	–	–
4652	1	2	–	–	–	–	1	1	–	–	1	–	–	–	–	–	–	–
4661	–	–	2	–	–	–	–	–	1	–	–	1	–	–	–	–	–	–
4663	1	–	1	–	–	–	–	–	1	1	–	–	–	–	–	–	–	–
4669	2	1	–	–	–	–	2	1	–	–	–	–	–	–	–	–	–	–
4671	2	2	–	–	–	–	2	1	–	–	1	–	–	–	–	–	–	–
4672	7	9	7	–	–	–	2	5	5	5	3	2	–	–	–	–	1	–
4674	1	3	1	–	–	–	1	1	1	–	2	–	–	–	–	–	–	–
4679	3	6	6	–	–	–	1	6	3	2	–	3	–	–	–	–	–	–
4681	3	–	2	–	–	–	2	–	2	1	–	–	–	–	–	–	–	–
4682	–	–	2	–	–	–	–	–	2	–	–	–	–	–	–	–	–	–
4684	1	–	2	–	–	–	–	–	1	1	–	1	–	–	–	–	–	–
4685	2	–	1	–	–	–	1	–	1	1	–	–	–	–	–	–	–	–
4687	3	1	1	–	–	–	2	1	1	1	–	–	–	–	–	–	–	–
4689	4	–	2	2	–	–	1	–	2	1	–	–	–	–	–	–	–	–
4691	12	7	14	–	1	1	10	4	11	2	2	2	–	–	–	–	–	–
4693	12	14	16	1	–	–	5	10	10	6	4	6	–	–	–	–	–	–
4711	119	131	107	1	6	–	84	89	75	31	36	31	3	–	–	–	–	1
4712	9	12	14	–	–	–	1	5	8	8	7	6	–	–	–	–	–	–
4713	15	13	19	1	1	–	10	9	15	3	3	3	1	–	1	–	–	–
4721	1	–	3	–	–	–	1	–	2	–	–	1	–	–	–	–	–	–
4722	2	5	3	–	–	–	1	4	2	1	1	1	–	–	–	–	–	–
4723	1	3	–	–	–	–	–	2	–	1	1	–	–	–	–	–	–	–
4724	2	2	1	–	–	–	1	1	1	–	1	–	1	–	–	–	–	–
4729	2	–	4	–	–	–	1	–	4	1	–	–	–	–	–	–	–	–
4731	13	12	10	–	–	–	5	9	8	8	3	2	–	–	–	–	–	–
4741	–	1	–	–	–	–	–	1	–	–	–	–	–	–	–	–	–	–
4742	1	1	–	–	–	–	1	1	–	–	–	–	–	–	–	–	–	–

Capítulo 41 - Paraíba

41.1 - Quantidade de acidentes do trabalho liquidados, por consequência, segundo a Classificação Nacional de Atividades Econômicas (CNAE), no estado da Paraíba - 2014/2016

(continuação)

CNAE	QUANTIDADE DE ACIDENTES DO TRABALHO LIQUIDADOS																	
	Total			Consequência														
				Assistência Médica			Menos de 15 dias			Mais de 15 dias			Incapacidade Permanente			Óbito		
	2014	2015	2016	2014	2015	2016	2014	2015	2016	2014	2015	2016	2014	2015	2016	2014	2015	2016
4743	4	1	4	–	–	–	–	–	2	4	1	1	–	–	–	–	–	1
4744	26	31	28	–	–	–	12	20	15	10	11	11	4	–	2	–	–	–
4751	–	–	1	–	–	–	–	–	1	–	–	–	–	–	–	–	–	–
4752	5	5	6	–	–	–	4	3	3	1	2	3	–	–	–	–	–	–
4753	9	7	5	–	–	–	5	2	3	3	4	2	1	–	–	–	1	–
4754	17	11	9	–	–	–	10	10	8	7	1	–	–	–	1	–	–	–
4755	2	1	2	–	–	–	1	1	1	–	–	1	–	–	–	1	–	–
4757	1	–	–	–	–	–	–	–	–	1	–	–	–	–	–	–	–	–
4759	4	2	2	–	–	–	1	2	1	3	–	1	–	–	–	–	–	–
4761	6	2	3	–	–	–	2	1	1	4	1	2	–	–	–	–	–	–
4763	1	2	1	–	–	–	1	1	–	–	1	1	–	–	–	–	–	–
4771	8	14	15	1	–	–	3	10	9	4	4	6	–	–	–	–	–	–
4772	6	2	3	–	–	–	3	1	2	3	1	1	–	–	–	–	–	–
4774	2	4	–	–	–	–	1	2	–	1	2	–	–	–	–	–	–	–
4781	15	13	9	2	–	–	6	10	4	7	3	5	–	–	–	–	–	–
4782	8	24	18	–	–	–	6	23	16	2	1	2	–	–	–	–	–	–
4783	2	2	1	–	–	–	1	1	1	1	1	–	–	–	–	–	–	–
4784	9	8	4	–	–	–	5	5	3	3	3	1	1	–	–	–	–	–
4789	9	4	2	–	–	–	3	2	2	5	2	–	1	–	–	–	–	–
4911	–	–	1	–	–	–	–	–	1	–	–	–	–	–	–	–	–	–
4912	7	10	15	1	1	1	5	8	14	–	1	–	1	–	–	–	–	–
4921	40	34	33	–	1	–	10	15	19	17	18	14	13	–	–	–	–	–
4922	4	4	5	–	1	–	–	–	2	3	3	3	1	–	–	–	–	–
4923	1	–	–	–	–	–	–	–	–	1	–	–	–	–	–	–	–	–
4929	–	2	1	–	–	–	–	1	1	–	1	–	–	–	–	–	–	–
4930	40	26	37	2	1	1	22	15	25	12	9	11	3	–	–	1	1	–
4940	2	–	–	1	–	–	1	–	–	–	–	–	–	–	–	–	–	–
5011	–	2	2	–	–	–	–	–	1	–	2	1	–	–	–	–	–	–
5012	1	–	–	–	–	–	–	–	–	–	–	–	1	–	–	–	–	–
5021	–	1	–	–	–	–	–	–	–	–	1	–	–	–	–	–	–	–
5030	–	4	6	–	–	–	–	–	1	–	4	5	–	–	–	–	–	–
5111	12	13	11	1	–	1	2	8	8	9	5	2	–	–	–	–	–	–
5112	1	–	–	–	–	–	–	–	–	1	–	–	–	–	–	–	–	–
5211	7	3	3	–	–	–	5	1	1	2	2	2	–	–	–	–	–	–
5212	7	5	5	–	–	–	1	1	2	6	4	3	–	–	–	–	–	–
5222	1	2	1	–	–	–	1	2	1	–	–	–	–	–	–	–	–	–
5229	1	3	1	–	–	–	1	1	1	–	2	–	–	–	–	–	–	–
5231	–	1	–	–	–	–	–	–	–	–	1	–	–	–	–	–	–	–
5239	–	1	–	–	–	–	–	1	–	–	–	–	–	–	–	–	–	–
5240	4	4	7	1	–	–	2	4	4	1	–	3	–	–	–	–	–	–
5250	4	3	1	–	–	–	3	3	–	–	–	1	1	–	–	–	–	–
5310	150	230	238	5	11	31	119	169	156	17	50	51	8	–	–	1	–	–
5320	5	7	5	–	–	–	–	4	1	5	3	4	–	–	–	–	–	–
5510	16	21	24	–	–	–	13	17	18	2	4	6	1	–	–	–	–	–
5590	–	–	1	–	–	–	–	–	1	–	–	–	–	–	–	–	–	–
5611	27	38	54	–	–	1	12	25	33	14	13	19	1	–	–	–	–	1
5612	–	1	–	–	–	–	–	1	–	–	–	–	–	–	–	–	–	–
5620	13	5	6	–	–	–	12	3	4	1	2	2	–	–	–	–	–	–
5811	–	1	1	–	–	–	–	–	1	–	1	–	–	–	–	–	–	–
5822	4	3	5	–	–	–	1	3	2	3	–	3	–	–	–	–	–	–
5829	–	–	1	–	–	1	–	–	–	–	–	–	–	–	–	–	–	–
5911	1	–	1	–	–	–	1	–	–	–	–	1	–	–	–	–	–	–
5914	3	–	–	–	–	–	3	–	–	–	–	–	–	–	–	–	–	–
6010	3	1	–	–	–	–	2	–	–	1	1	–	–	–	–	–	–	–
6021	1	3	2	–	–	–	–	–	2	1	3	–	–	–	–	–	–	–
6110	18	16	10	–	2	–	14	12	9	2	1	1	2	1	–	–	–	–
6120	1	7	7	–	–	–	–	6	6	1	1	1	–	–	–	–	–	–
6141	1	2	–	–	–	–	1	1	–	–	1	–	–	–	–	–	–	–
6190	–	–	1	–	–	–	–	–	–	–	–	1	–	–	–	–	–	–
6201	10	7	3	1	–	–	–	1	1	9	6	2	–	–	–	–	–	–
6202	–	1	–	–	–	–	–	1	–	–	–	–	–	–	–	–	–	–
6203	–	–	1	–	–	–	–	–	–	–	–	1	–	–	–	–	–	–
6209	2	–	2	1	–	–	–	–	1	–	–	1	1	–	–	–	–	–
6399	–	–	1	–	–	–	–	–	1	–	–	–	–	–	–	–	–	–
6421	10	19	7	1	2	–	7	13	6	2	4	1	–	–	–	–	–	–
6422	41	41	37	–	–	1	27	27	22	11	14	14	3	–	–	–	–	–
6423	3	6	–	–	–	–	2	5	–	1	–	–	–	–	–	–	1	–
6424	1	3	–	–	–	–	–	3	–	1	–	–	–	–	–	–	–	–
6436	1	–	–	–	–	–	–	–	–	1	–	–	–	–	–	–	–	–
6463	1	–	–	–	–	–	–	–	–	1	–	–	–	–	–	–	–	–
6511	–	1	1	–	–	–	–	1	1	–	–	–	–	–	–	–	–	–
6512	1	2	1	–	1	–	–	1	–	1	–	1	–	–	–	–	–	–
6550	2	9	6	–	1	–	1	7	6	–	1	–	1	–	–	–	–	–
6619	1	–	3	–	–	–	1	–	1	–	–	1	–	–	–	–	–	1
6622	–	1	–	–	–	–	–	–	–	–	1	–	–	–	–	–	–	–
6630	2	4	4	–	–	–	1	–	–	1	4	4	–	–	–	–	–	–
6810	1	5	4	–	–	–	1	2	3	–	1	1	–	1	–	–	1	–
6821	–	2	1	–	–	–	–	1	–	–	1	1	–	–	–	–	–	–
6822	–	2	4	–	–	–	–	2	3	–	–	1	–	–	–	–	–	–
6911	2	–	–	–	–	–	1	–	–	1	–	–	–	–	–	–	–	–
6920	2	3	1	–	–	–	2	2	1	–	1	–	–	–	–	–	–	–
7020	–	1	1	–	–	–	–	–	1	–	1	–	–	–	–	–	–	–
7112	5	12	12	–	1	–	2	9	9	3	2	3	–	–	–	–	–	–
7119	–	–	1	–	–	–	–	–	1	–	–	–	–	–	–	–	–	–

Capítulo 41 - Paraíba

41.1 - Quantidade de acidentes do trabalho liquidados, por consequência, segundo a Classificação Nacional de Atividades Econômicas (CNAE), no estado da Paraíba - 2014/2016

(conclusão)

CNAE	QUANTIDADE DE ACIDENTES DO TRABALHO LIQUIDADOS																	
	Total			Consequência														
				Assistência Médica			Menos de 15 dias			Mais de 15 dias			Incapacidade Permanente			Óbito		
	2014	2015	2016	2014	2015	2016	2014	2015	2016	2014	2015	2016	2014	2015	2016	2014	2015	2016
7120	–	1	–	–	–	–	–	–	–	–	1	–	–	–	–	–	–	–
7210	1	2	2	–	–	–	1	1	1	–	1	1	–	–	–	–	–	–
7311	2	–	–	–	–	–	1	–	–	1	–	–	–	–	–	–	–	–
7319	4	4	5	–	–	–	2	2	3	2	2	2	–	–	–	–	–	–
7420	1	–	1	–	–	–	1	–	–	–	–	1	–	–	–	–	–	–
7490	8	9	5	–	–	–	2	3	2	6	5	3	–	–	–	–	1	–
7711	3	2	1	–	–	–	–	1	1	2	1	–	1	–	–	–	–	–
7719	–	2	–	–	–	–	–	–	–	–	2	–	–	–	–	–	–	–
7722	1	–	–	–	–	–	1	–	–	–	–	–	–	–	–	–	–	–
7731	–	–	1	–	–	–	–	–	1	–	–	–	–	–	–	–	–	–
7732	11	3	3	–	–	–	5	2	2	5	1	1	1	–	–	–	–	–
7733	1	3	1	–	1	–	–	1	–	1	1	1	–	–	–	–	–	–
7739	2	2	4	–	–	–	2	1	3	–	1	–	–	–	–	–	–	1
7810	2	1	5	–	–	–	–	1	4	2	–	1	–	–	–	–	–	–
7820	16	17	8	–	–	–	10	13	6	6	4	2	–	–	–	–	–	–
7830	3	3	5	–	–	–	1	1	4	2	2	1	–	–	–	–	–	–
7911	3	–	2	–	–	–	–	–	–	2	–	2	1	–	–	–	–	–
8011	21	39	30	–	1	–	7	18	13	10	18	17	4	–	–	–	2	–
8012	42	23	35	1	–	–	22	15	29	17	8	6	2	–	–	–	–	–
8020	2	8	5	–	–	–	1	4	2	1	4	3	–	–	–	–	–	–
8030	3	1	–	–	–	–	–	–	–	3	1	–	–	–	–	–	–	–
8111	1	3	7	–	–	–	1	3	4	–	–	3	–	–	–	–	–	–
8112	13	23	31	–	–	–	11	17	22	1	5	9	1	–	–	–	1	–
8121	11	5	6	–	–	–	8	3	2	3	2	4	–	–	–	–	–	–
8122	1	5	2	–	–	–	–	1	1	1	4	1	–	–	–	–	–	–
8129	–	1	1	–	–	–	–	–	–	–	1	1	–	–	–	–	–	–
8130	3	1	–	–	–	–	–	–	–	3	1	–	–	–	–	–	–	–
8211	2	3	7	–	–	–	2	3	6	–	–	1	–	–	–	–	–	–
8219	–	–	1	–	–	–	–	–	1	–	–	–	–	–	–	–	–	–
8220	87	142	151	3	–	3	62	73	88	22	69	59	–	–	–	–	–	1
8230	1	2	2	–	–	–	–	1	2	1	1	–	–	–	–	–	–	–
8291	2	–	–	–	–	–	1	–	–	1	–	–	–	–	–	–	–	–
8299	7	1	5	–	–	2	3	1	1	2	–	2	2	–	–	–	–	–
8411	23	24	20	–	1	–	9	15	12	6	7	6	8	1	2	–	–	–
8412	1	–	–	–	–	–	–	–	–	–	–	–	1	–	–	–	–	–
8423	1	–	–	–	–	–	1	–	–	–	–	–	–	–	–	–	–	–
8424	1	–	1	–	–	–	1	–	–	–	–	1	–	–	–	–	–	–
8430	–	1	–	–	–	–	–	1	–	–	–	–	–	–	–	–	–	–
8511	39	47	40	1	–	–	–	1	1	38	46	39	–	–	–	–	–	–
8512	4	7	1	–	–	–	–	5	1	4	2	–	–	–	–	–	–	–
8513	6	7	7	–	–	–	2	5	4	2	2	3	2	–	–	–	–	–
8520	4	4	4	–	–	–	3	2	4	–	2	–	1	–	–	–	–	–
8531	11	11	12	–	–	–	6	3	8	5	8	4	–	–	–	–	–	–
8532	9	3	4	–	1	–	5	2	4	3	–	–	1	–	–	–	–	–
8541	1	–	–	–	–	–	1	–	–	–	–	–	–	–	–	–	–	–
8542	1	–	–	–	–	–	–	–	–	–	–	–	1	–	–	–	–	–
8593	3	1	2	–	–	–	1	1	1	2	–	1	–	–	–	–	–	–
8599	15	21	12	–	2	1	13	17	9	1	2	2	1	–	–	–	–	–
8610	137	101	107	3	6	20	124	84	65	8	10	21	2	–	–	–	1	1
8622	–	–	1	–	–	–	–	–	1	–	–	–	–	–	–	–	–	–
8630	3	–	6	–	–	–	3	–	4	–	–	2	–	–	–	–	–	–
8640	9	7	18	1	1	1	5	5	12	2	1	5	1	–	–	–	–	–
8650	1	–	–	1	–	–	–	–	–	–	–	–	–	–	–	–	–	–
8660	–	25	38	–	9	26	–	10	11	–	6	1	–	–	–	–	–	–
8690	1	–	1	–	–	–	–	–	1	1	–	–	–	–	–	–	–	–
8711	–	–	1	–	–	–	–	–	1	–	–	–	–	–	–	–	–	–
8720	–	1	–	–	1	–	–	–	–	–	–	–	–	–	–	–	–	–
8730	–	1	–	–	–	–	–	1	–	–	–	–	–	–	–	–	–	–
8800	5	–	5	1	–	–	3	–	5	1	–	–	–	–	–	–	–	–
9001	1	–	2	–	–	–	–	–	1	1	–	1	–	–	–	–	–	–
9312	9	5	4	–	–	–	5	3	3	4	1	–	–	1	1	–	–	–
9319	2	–	–	–	–	–	1	–	–	1	–	–	–	–	–	–	–	–
9321	–	2	–	–	–	–	–	2	–	–	–	–	–	–	–	–	–	–
9412	3	3	3	–	–	–	3	2	3	–	1	–	–	–	–	–	–	–
9420	1	–	–	–	–	–	–	–	–	–	–	–	1	–	–	–	–	–
9430	5	8	3	–	–	–	3	7	3	2	1	–	–	–	–	–	–	–
9491	6	8	10	–	–	–	4	4	4	2	1	5	–	3	1	–	–	–
9499	18	30	31	3	14	10	11	14	18	4	2	3	–	–	–	–	–	–
9511	3	3	3	–	–	–	1	1	2	2	2	1	–	–	–	–	–	–
9512	–	–	3	–	–	–	–	–	3	–	–	–	–	–	–	–	–	–
9521	5	3	3	–	–	–	3	2	2	1	1	1	1	–	–	–	–	–
9529	3	–	–	–	–	–	–	–	–	3	–	–	–	–	–	–	–	–
9601	5	2	–	–	–	–	3	2	–	2	–	–	–	–	–	–	–	–
9602	–	2	5	–	–	–	–	1	3	–	1	2	–	–	–	–	–	–
9603	7	3	5	–	–	–	3	2	5	4	1	–	–	–	–	–	–	–
9609	–	–	1	–	–	–	–	–	1	–	–	–	–	–	–	–	–	–
Ignorado	1.872	977	969	–	–	–	10	5	16	1.813	819	827	48	153	126	1	–	–

Fonte: DATAPREV, CAT, SUB.

Nota: Os dados são preliminares, estando sujeitos a correções.

Capítulo 41 - Paraíba

41.2 - Quantidade mensal de acidentes do trabalho liquidados, por consequência, no estado da Paraíba - 2014/2016

MESES	QUANTIDADE DE ACIDENTES DO TRABALHO LIQUIDADOS																	
	Total			Consequência														
				Assistência Médica			Menos de 15 dias			Mais de 15 dias			Incapacidade Permanente			Óbito		
	2014	2015	2016	2014	2015	2016	2014	2015	2016	2014	2015	2016	2014	2015	2016	2014	2015	2016
TOTAL	**5.661**	**4.483**	**4.238**	**346**	**286**	**267**	**2.055**	**2.119**	**1.956**	**3.027**	**1.874**	**1.852**	**213**	**179**	**144**	**20**	**25**	**19**
Janeiro	508	424	361	42	21	20	175	172	164	272	215	170	19	14	5	–	2	2
Fevereiro	523	423	347	31	36	26	197	185	157	281	177	148	14	24	14	–	1	2
Março	488	404	408	25	36	16	170	188	166	262	149	206	26	26	18	5	5	2
Abril	444	405	381	36	39	15	150	163	179	239	177	169	18	24	17	1	2	1
Maio	548	384	355	32	23	21	198	186	164	290	151	154	25	20	16	3	4	–
Junho	396	347	368	27	9	15	136	170	175	222	149	161	11	19	17	–	–	–
Julho	465	386	342	25	29	27	171	186	175	256	149	127	12	19	11	1	3	2
Agosto	472	374	387	30	22	36	164	194	175	258	148	162	20	10	12	–	–	2
Setembro	477	334	348	22	14	22	195	176	158	246	138	157	12	4	10	2	2	1
Outubro	540	350	299	36	20	20	190	175	146	282	147	122	30	6	9	2	2	2
Novembro	411	336	344	23	19	23	156	158	153	214	149	155	16	9	9	2	1	4
Dezembro	389	316	298	17	18	26	153	166	144	205	125	121	10	4	6	4	3	1

Fonte: DATAPREV, CAT, SUB.
Nota: Os dados são preliminares, estando sujeitos a correções.

DISTRIBUIÇÃO DE ACIDENTES DO TRABALHO LIQUIDADOS, POR CONSEQUÊNCIA, NO ESTADO DA PARAÍBA - 2016

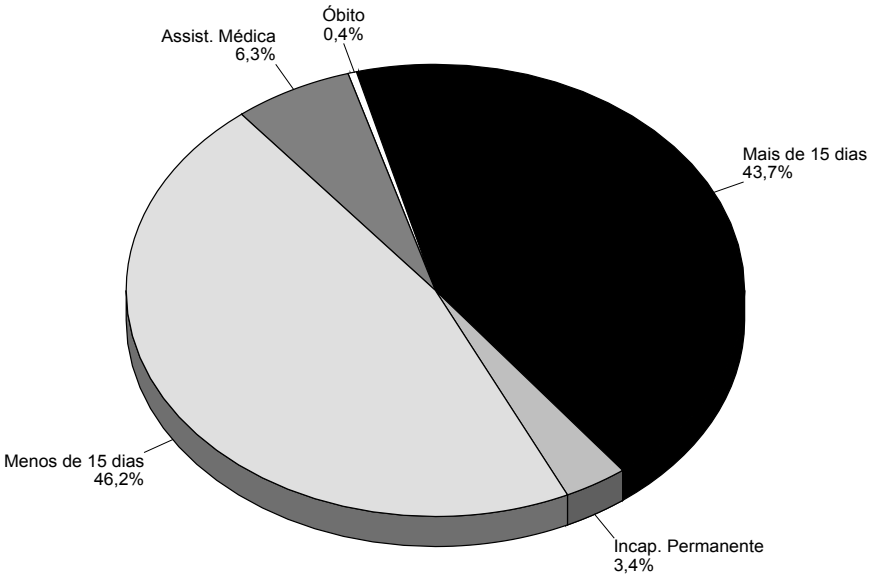

Fonte: DATAPREV, CAT, SUB.

Capítulo 42 - Pernambuco

42.1 - Quantidade de acidentes do trabalho liquidados, por consequência, segundo a Classificação Nacional de Atividades Econômicas (CNAE), no estado de Pernambuco - 2014/2016

(continua)

CNAE	QUANTIDADE DE ACIDENTES DO TRABALHO LIQUIDADOS																	
	Total			Consequência														
				Assistência Médica			Menos de 15 dias			Mais de 15 dias			Incapacidade Permanente			Óbito		
	2014	2015	2016	2014	2015	2016	2014	2015	2016	2014	2015	2016	2014	2015	2016	2014	2015	2016
TOTAL	**21.290**	**17.575**	**16.193**	**2.474**	**2.227**	**1.996**	**9.011**	**8.865**	**7.883**	**9.214**	**5.899**	**5.678**	**520**	**526**	**582**	**71**	**58**	**54**
0111	43	10	10	–	–	–	2	5	2	40	3	1	–	2	7	1	–	–
0112	–	–	2	–	–	–	–	–	–	–	–	–	–	–	2	–	–	–
0113	151	72	49	–	–	–	103	57	34	39	15	14	7	–	1	2	–	–
0114	1	4	2	–	–	–	–	–	–	1	4	2	–	–	–	–	–	–
0119	–	–	1	–	–	–	–	–	–	–	–	1	–	–	–	–	–	–
0121	22	13	17	–	–	–	–	1	–	22	12	17	–	–	–	–	–	–
0122	2	–	–	–	–	–	–	–	–	2	–	–	–	–	–	–	–	–
0131	–	1	1	–	–	–	–	–	–	–	–	1	–	1	–	–	–	–
0132	142	103	163	1	–	9	116	86	122	22	15	31	3	1	1	–	1	–
0133	42	43	54	1	–	–	32	29	37	8	13	17	1	–	–	–	1	–
0134	4	6	6	–	–	–	4	4	4	–	2	2	–	–	–	–	–	–
0139	6	2	–	–	–	–	1	1	–	5	1	–	–	–	–	–	–	–
0141	1	11	5	1	10	2	–	1	3	–	–	–	–	–	–	–	–	–
0142	–	1	–	–	–	–	–	1	–	–	–	–	–	–	–	–	–	–
0151	2	1	5	–	–	–	1	1	5	–	–	–	1	–	–	–	–	–
0152	–	–	1	–	–	–	–	–	1	–	–	–	–	–	–	–	–	–
0155	34	28	37	–	1	–	23	19	29	9	8	8	2	–	–	–	–	–
0159	–	–	3	–	–	–	–	–	–	–	–	3	–	–	–	–	–	–
0161	5	5	8	–	–	–	3	1	6	1	3	2	1	–	–	–	1	–
0162	8	6	4	–	–	–	8	5	3	–	1	1	–	–	–	–	–	–
0163	3	–	–	–	–	–	1	–	–	2	–	–	–	–	–	–	–	–
0210	71	49	41	–	5	–	68	42	38	3	2	3	–	–	–	–	–	–
0230	–	1	1	–	–	–	–	–	–	–	1	1	–	–	–	–	–	–
0311	–	1	–	–	–	–	–	–	–	–	1	–	–	–	–	–	–	–
0321	3	–	2	–	–	–	2	–	2	–	–	–	1	–	–	–	–	–
0322	–	–	1	–	–	–	–	–	–	–	–	1	–	–	–	–	–	–
0500	1	–	–	–	–	–	1	–	–	–	–	–	–	–	–	–	–	–
0600	11	9	1	4	6	–	7	2	1	–	1	–	–	–	–	–	–	–
0724	10	12	9	–	–	–	–	–	–	10	12	9	–	–	–	–	–	–
0810	32	24	24	–	1	2	23	18	20	6	5	2	1	–	–	2	–	–
0899	3	3	1	–	–	–	3	1	–	–	2	1	–	–	–	–	–	–
0910	3	–	–	–	–	–	–	–	–	3	–	–	–	–	–	–	–	–
1011	–	3	–	–	–	–	–	1	–	–	2	–	–	–	–	–	–	–
1012	38	47	28	–	–	–	16	19	12	21	27	16	–	–	–	1	1	–
1013	28	26	42	18	20	36	8	6	5	1	–	1	1	–	–	–	–	–
1020	5	5	6	–	–	–	5	5	5	–	–	1	–	–	–	–	–	–
1031	9	8	6	–	–	–	7	7	3	2	1	3	–	–	–	–	–	–
1032	1	–	1	1	–	–	–	–	1	–	–	–	–	–	–	–	–	–
1033	–	8	12	–	–	–	–	8	10	–	–	2	–	–	–	–	–	–
1041	4	4	3	–	–	–	3	3	2	1	1	1	–	–	–	–	–	–
1042	–	–	1	–	–	–	–	–	1	–	–	–	–	–	–	–	–	–
1043	4	1	1	4	–	–	–	1	1	–	–	–	–	–	–	–	–	–
1051	9	4	7	–	–	–	9	4	6	–	–	1	–	–	–	–	–	–
1052	20	22	15	4	3	2	13	11	11	3	6	2	–	1	–	–	1	–
1053	31	21	27	14	13	11	7	6	14	10	1	2	–	–	–	–	1	–
1061	13	12	5	–	2	–	11	6	4	2	4	1	–	–	–	–	–	–
1062	19	15	9	–	1	–	16	14	9	3	–	–	–	–	–	–	–	–
1064	3	4	3	–	–	–	3	3	3	–	1	–	–	–	–	–	–	–
1065	8	7	4	4	4	–	4	2	2	–	1	2	–	–	–	–	–	–
1066	27	25	38	6	5	7	13	18	21	7	1	10	–	–	–	1	1	–
1071	998	792	577	13	5	2	822	712	510	138	71	60	21	3	–	4	1	5
1072	80	59	83	–	–	–	64	54	68	16	5	14	–	–	–	–	–	1
1081	2	3	4	–	–	–	2	1	4	–	2	–	–	–	–	–	–	–
1091	30	31	36	–	–	–	15	22	24	13	9	11	2	–	–	–	–	1
1092	81	102	90	10	6	1	61	73	71	10	23	18	–	–	–	–	–	–
1093	33	16	13	13	2	1	15	12	7	4	2	5	1	–	–	–	–	–
1094	14	16	25	1	5	12	9	9	10	4	2	3	–	–	–	–	–	–
1095	1	2	1	–	–	–	1	2	1	–	–	–	–	–	–	–	–	–
1096	1	–	1	–	–	–	1	–	–	–	–	–	–	–	1	–	–	–
1099	41	51	34	3	3	2	29	33	26	8	15	6	1	–	–	–	–	–
1111	53	36	35	3	4	8	23	23	22	21	9	4	5	–	–	1	–	1
1112	5	2	3	–	–	–	4	2	1	1	–	1	–	–	1	–	–	–
1113	56	53	48	21	15	20	26	32	23	9	5	4	–	–	–	–	1	1
1121	12	4	8	–	–	–	8	2	7	2	2	1	2	–	–	–	–	–
1122	97	121	77	15	29	18	68	71	39	12	21	20	2	–	–	–	–	–
1311	22	10	7	–	–	–	19	7	6	3	3	1	–	–	–	–	–	–
1312	1	–	2	–	–	–	1	–	1	–	–	1	–	–	–	–	–	–
1313	13	8	13	–	–	–	4	7	5	9	1	8	–	–	–	–	–	–
1321	8	9	6	–	–	–	7	5	5	1	4	1	–	–	–	–	–	–
1323	3	1	–	–	–	–	2	1	–	1	–	–	–	–	–	–	–	–
1330	1	5	6	–	–	1	–	4	3	1	1	2	–	–	–	–	–	–
1340	7	8	4	2	1	–	4	5	4	1	2	–	–	–	–	–	–	–
1351	3	8	4	–	–	–	1	4	1	2	4	3	–	–	–	–	–	–
1352	–	3	6	–	2	4	–	1	2	–	–	–	–	–	–	–	–	–
1359	2	2	2	–	–	–	1	2	–	–	–	2	1	–	–	–	–	–
1411	2	2	3	1	–	–	1	2	2	–	–	1	–	–	–	–	–	–
1412	21	22	22	–	–	–	15	13	13	4	8	7	2	1	2	–	–	–

Capítulo 42 - Pernambuco

42.1 - Quantidade de acidentes do trabalho liquidados, por consequência, segundo a Classificação Nacional de Atividades Econômicas (CNAE), no estado de Pernambuco - 2014/2016

(continuação)

CNAE	QUANTIDADE DE ACIDENTES DO TRABALHO LIQUIDADOS																	
	Total			Consequência														
				Assistência Médica			Menos de 15 dias			Mais de 15 dias			Incapacidade Permanente			Óbito		
	2014	2015	2016	2014	2015	2016	2014	2015	2016	2014	2015	2016	2014	2015	2016	2014	2015	2016
1413	2	–	2	–	–	–	2	–	2	–	–	–	–	–	–	–	–	–
1414	2	–	–	–	–	–	1	–	–	–	–	–	–	–	–	1	–	–
1422	–	–	1	–	–	–	–	–	1	–	–	–	–	–	–	–	–	–
1510	3	–	1	–	–	–	3	–	–	–	–	1	–	–	–	–	–	–
1521	6	2	–	–	–	–	3	–	–	3	2	–	–	–	–	–	–	–
1531	–	1	–	–	–	–	–	–	–	–	1	–	–	–	–	–	–	–
1533	–	–	1	–	–	–	–	–	–	–	–	1	–	–	–	–	–	–
1539	17	10	15	8	4	5	6	3	8	3	3	1	–	–	–	–	–	1
1610	6	3	2	–	–	–	–	–	1	6	3	1	–	–	–	–	–	–
1622	2	4	3	–	–	–	–	2	1	2	2	2	–	–	–	–	–	–
1623	4	3	5	–	–	–	2	3	4	–	–	1	2	–	–	–	–	–
1629	2	–	1	–	–	–	1	–	1	1	–	–	–	–	–	–	–	–
1710	–	–	1	–	–	–	–	–	1	–	–	–	–	–	–	–	–	–
1721	119	104	75	5	16	13	91	70	50	21	18	12	2	–	–	–	–	–
1731	8	6	11	4	4	4	1	1	5	2	1	2	1	–	–	–	–	–
1733	7	14	11	–	–	–	4	11	6	3	3	5	–	–	–	–	–	–
1741	8	8	10	–	–	–	6	4	8	2	4	2	–	–	–	–	–	–
1742	3	5	6	–	–	1	1	3	4	1	2	1	–	–	–	1	–	–
1811	9	3	4	–	–	–	5	1	3	4	1	–	–	1	1	–	–	–
1812	6	4	2	–	1	–	2	2	2	3	1	–	1	–	–	–	–	–
1813	1	7	3	–	–	–	1	6	2	–	1	1	–	–	–	–	–	–
1821	–	–	1	–	–	–	–	–	1	–	–	–	–	–	–	–	–	–
1822	1	5	2	–	–	–	–	4	2	–	1	–	1	–	–	–	–	–
1910	5	1	1	–	–	–	–	–	–	5	1	1	–	–	–	–	–	–
1921	26	47	31	16	23	10	5	21	16	5	3	5	–	–	–	–	–	–
1931	338	302	250	1	2	2	310	284	232	25	15	14	–	–	–	2	1	2
1932	1	1	–	–	–	–	–	–	–	1	1	–	–	–	–	–	–	–
2011	2	3	1	–	–	–	1	2	1	1	1	–	–	–	–	–	–	–
2013	1	1	–	1	–	–	–	1	–	–	–	–	–	–	–	–	–	–
2014	7	7	4	1	1	2	5	5	1	1	1	1	–	–	–	–	–	–
2019	–	1	1	–	–	–	–	1	1	–	–	–	–	–	–	–	–	–
2021	26	9	8	20	6	6	5	2	1	1	1	1	–	–	–	–	–	–
2022	3	1	4	–	–	–	–	–	–	3	1	4	–	–	–	–	–	–
2029	1	1	–	–	–	–	–	–	–	1	1	–	–	–	–	–	–	–
2031	7	8	1	3	4	1	3	4	–	1	–	–	–	–	–	–	–	–
2033	27	17	18	10	12	14	14	5	4	3	–	–	–	–	–	–	–	–
2040	43	20	13	29	7	6	13	5	5	1	8	2	–	–	–	–	–	–
2052	–	–	1	–	–	–	–	–	–	–	–	1	–	–	–	–	–	–
2061	41	22	28	13	6	10	21	11	12	3	5	5	2	–	–	2	–	1
2062	48	59	100	13	15	11	27	38	81	8	6	8	–	–	–	–	–	–
2063	5	13	13	–	1	–	3	8	10	2	4	3	–	–	–	–	–	–
2071	13	25	21	2	5	2	9	15	12	1	5	7	1	–	–	–	–	–
2072	1	–	–	–	–	–	–	–	–	1	–	–	–	–	–	–	–	–
2073	–	–	1	–	–	1	–	–	–	–	–	–	–	–	–	–	–	–
2091	1	3	–	–	–	–	–	–	–	1	3	–	–	–	–	–	–	–
2092	–	–	1	–	–	–	–	–	1	–	–	–	–	–	–	–	–	–
2093	3	1	1	–	–	–	2	1	1	1	–	–	–	–	–	–	–	–
2099	11	18	16	2	3	3	8	14	12	–	1	1	1	–	–	–	–	–
2110	1	1	4	–	–	1	1	1	2	–	–	1	–	–	–	–	–	–
2121	18	17	13	–	–	1	13	13	9	4	4	2	1	–	–	–	–	1
2211	2	–	–	–	–	–	–	–	–	2	–	–	–	–	–	–	–	–
2212	–	7	3	–	–	–	–	5	2	–	2	1	–	–	–	–	–	–
2219	43	9	5	–	–	–	–	–	2	42	9	3	1	–	–	–	–	–
2221	11	17	9	1	2	1	7	13	8	3	2	–	–	–	–	–	–	–
2222	49	51	73	–	2	2	35	40	53	10	8	18	4	1	–	–	–	–
2223	24	16	14	5	6	3	17	7	8	2	3	3	–	–	–	–	–	–
2229	85	87	90	11	18	21	47	55	53	25	14	16	2	–	–	–	–	–
2311	32	22	34	4	2	13	16	17	19	12	3	2	–	–	–	–	–	–
2312	18	22	5	–	2	–	14	18	4	3	2	1	1	–	–	–	–	–
2319	6	9	12	–	2	1	5	7	7	1	–	4	–	–	–	–	–	–
2320	36	30	34	6	3	2	26	23	31	2	4	1	2	–	–	–	–	–
2330	76	72	57	20	20	15	31	33	20	22	19	21	3	–	–	–	–	1
2341	–	1	1	–	–	–	–	–	1	–	1	–	–	–	–	–	–	–
2342	42	45	59	1	1	2	28	33	40	12	10	16	1	–	1	–	1	–
2349	21	33	23	1	–	2	11	19	6	8	14	15	1	–	–	–	–	–
2391	4	3	1	–	–	–	1	1	–	3	2	1	–	–	–	–	–	–
2392	14	16	11	1	1	–	7	13	8	6	2	3	–	–	–	–	–	–
2399	2	12	3	–	2	–	1	5	2	1	5	1	–	–	–	–	–	–
2422	3	2	–	–	–	–	3	2	–	–	–	–	–	–	–	–	–	–
2423	28	27	26	13	17	10	12	10	13	3	–	3	–	–	–	–	–	–
2424	2	–	–	–	–	–	1	–	–	1	–	–	–	–	–	–	–	–
2431	2	–	1	–	–	–	1	–	1	1	–	–	–	–	–	–	–	–
2439	2	5	–	–	1	–	1	4	–	1	–	–	–	–	–	–	–	–
2441	39	30	27	9	7	4	28	21	19	1	1	3	1	–	–	–	1	1
2442	–	1	–	–	–	–	–	–	–	–	1	–	–	–	–	–	–	–
2443	2	–	–	–	–	–	1	–	–	1	–	–	–	–	–	–	–	–
2449	19	3	12	–	–	–	5	1	6	14	2	6	–	–	–	–	–	–
2451	19	11	6	3	2	2	11	7	4	4	2	–	1	–	–	–	–	–
2511	162	105	59	85	46	25	58	49	26	18	10	7	1	–	–	–	–	1

Capítulo 42 - Pernambuco

42.1 - Quantidade de acidentes do trabalho liquidados, por consequência, segundo a Classificação Nacional de Atividades Econômicas (CNAE), no estado de Pernambuco - 2014/2016

(continuação)

CNAE	QUANTIDADE DE ACIDENTES DO TRABALHO LIQUIDADOS																	
	Total			Consequência														
				Assistência Médica			Menos de 15 dias			Mais de 15 dias			Incapacidade Permanente			Óbito		
	2014	2015	2016	2014	2015	2016	2014	2015	2016	2014	2015	2016	2014	2015	2016	2014	2015	2016
2512	19	23	18	–	2	–	13	18	14	5	3	4	1	–	–	–	–	–
2513	15	7	8	9	1	3	6	6	3	–	–	1	–	–	–	–	–	1
2521	6	9	8	–	–	–	6	7	8	–	2	–	–	–	–	–	–	–
2522	1	2	–	–	–	–	–	–	–	1	2	–	–	–	–	–	–	–
2531	1	20	2	–	11	1	1	9	1	–	–	–	–	–	–	–	–	–
2532	1	7	3	–	1	–	1	5	3	–	1	–	–	–	–	–	–	–
2539	7	8	7	2	1	1	4	7	5	1	–	1	–	–	–	–	–	–
2541	1	–	–	–	–	–	–	–	–	1	–	–	–	–	–	–	–	–
2542	6	4	6	–	–	–	4	2	6	2	2	–	–	–	–	–	–	–
2550	–	–	1	–	–	–	–	–	–	–	–	1	–	–	–	–	–	–
2591	22	22	21	1	3	4	15	13	8	5	6	9	1	–	–	–	–	–
2592	2	–	–	–	–	–	2	–	–	–	–	–	–	–	–	–	–	–
2593	3	–	2	–	–	–	2	–	1	1	–	1	–	–	–	–	–	–
2599	34	22	13	17	6	2	14	13	6	3	3	5	–	–	–	–	–	–
2621	1	–	–	–	–	–	1	–	–	–	–	–	–	–	–	–	–	–
2622	1	3	–	–	–	–	–	3	–	1	–	–	–	–	–	–	–	–
2631	1	1	–	–	–	–	1	1	–	–	–	–	–	–	–	–	–	–
2651	4	6	3	1	2	–	3	3	3	–	1	–	–	–	–	–	–	–
2660	1	–	–	–	–	–	1	–	–	–	–	–	–	–	–	–	–	–
2710	26	10	6	–	–	–	18	9	5	7	1	1	1	–	–	–	–	–
2721	15	11	11	–	2	–	14	7	9	1	2	2	–	–	–	–	–	–
2722	35	25	16	–	–	–	9	16	7	24	9	9	1	–	–	1	–	–
2731	13	6	2	5	–	–	8	5	1	–	1	1	–	–	–	–	–	–
2733	10	2	–	–	–	–	9	2	–	1	–	–	–	–	–	–	–	–
2740	1	1	2	–	1	–	–	–	2	1	–	–	–	–	–	–	–	–
2751	4	3	4	–	–	–	1	2	3	3	1	1	–	–	–	–	–	–
2759	6	15	5	–	1	1	6	14	4	–	–	–	–	–	–	–	–	–
2790	10	8	8	–	–	1	8	7	5	2	1	2	–	–	–	–	–	–
2811	1	1	–	1	1	–	–	–	–	–	–	–	–	–	–	–	–	–
2812	1	1	–	–	–	–	–	–	–	1	1	–	–	–	–	–	–	–
2813	1	2	–	–	–	–	1	2	–	–	–	–	–	–	–	–	–	–
2821	1	–	–	–	–	–	–	–	–	1	–	–	–	–	–	–	–	–
2822	9	10	2	3	3	–	4	7	2	2	–	–	–	–	–	–	–	–
2823	58	69	45	1	13	6	52	52	39	5	4	–	–	–	–	–	–	–
2829	19	9	9	–	1	–	11	4	7	8	3	2	–	1	–	–	–	–
2832	–	2	–	–	–	–	–	1	–	–	1	–	–	–	–	–	–	–
2833	1	1	2	–	–	–	–	–	–	1	1	2	–	–	–	–	–	–
2840	–	2	3	–	–	–	–	1	3	–	1	–	–	–	–	–	–	–
2851	5	2	–	3	1	–	1	1	–	1	–	–	–	–	–	–	–	–
2861	3	2	–	–	1	–	1	1	–	1	–	–	1	–	–	–	–	–
2862	1	–	–	–	–	–	1	–	–	–	–	–	–	–	–	–	–	–
2865	–	1	1	–	–	1	–	–	–	–	1	–	–	–	–	–	–	–
2869	19	11	7	9	6	3	4	4	4	5	–	–	1	1	–	–	–	–
2910	27	101	131	4	36	32	18	48	45	3	16	54	2	–	–	–	1	–
2920	2	1	–	–	–	–	–	–	–	2	1	–	–	–	–	–	–	–
2930	8	5	4	–	–	–	4	4	3	2	1	1	2	–	–	–	–	–
2941	8	14	12	1	1	1	7	11	9	–	2	2	–	–	–	–	–	–
2942	18	15	8	9	1	3	8	12	5	1	1	–	–	–	–	–	1	–
2949	4	115	183	–	45	52	3	61	110	1	9	19	–	–	–	–	–	2
2950	1	3	1	–	–	–	–	3	–	–	–	1	1	–	–	–	–	–
3011	296	327	240	211	186	182	76	134	53	8	7	5	1	–	–	–	–	–
3012	6	3	1	–	–	–	4	3	1	1	–	–	1	–	–	–	–	–
3031	–	–	1	–	–	–	–	–	1	–	–	–	–	–	–	–	–	–
3041	–	1	–	–	–	–	–	1	–	–	–	–	–	–	–	–	–	–
3042	–	1	–	–	–	–	–	1	–	–	–	–	–	–	–	–	–	–
3092	1	3	1	–	–	–	–	2	1	1	1	–	–	–	–	–	–	–
3099	–	1	3	–	–	–	–	1	3	–	–	–	–	–	–	–	–	–
3101	11	14	13	1	1	–	3	9	10	6	3	2	1	1	1	–	–	–
3102	9	10	4	–	–	–	6	6	1	3	3	3	–	–	–	–	1	–
3103	1	1	–	–	–	–	1	1	–	–	–	–	–	–	–	–	–	–
3104	20	16	27	–	–	–	19	10	19	1	6	8	–	–	–	–	–	–
3212	1	–	–	–	–	–	–	–	–	1	–	–	–	–	–	–	–	–
3230	9	20	13	–	–	–	–	–	–	8	20	13	1	–	–	–	–	–
3250	3	3	–	–	–	–	1	2	–	2	1	–	–	–	–	–	–	–
3291	7	3	–	–	–	–	3	1	–	4	2	–	–	–	–	–	–	–
3299	13	11	12	–	–	–	9	10	7	4	1	3	–	–	1	–	–	1
3311	5	3	2	–	1	1	4	1	–	1	1	1	–	–	–	–	–	–
3312	2	4	2	–	3	–	2	1	2	–	–	–	–	–	–	–	–	–
3313	3	3	3	–	–	–	2	3	2	1	–	1	–	–	–	–	–	–
3314	35	34	14	5	11	2	22	21	7	7	2	5	1	–	–	–	–	–
3317	–	1	–	–	–	–	–	–	–	–	1	–	–	–	–	–	–	–
3319	–	2	–	–	–	–	–	–	–	–	2	–	–	–	–	–	–	–
3321	21	4	6	2	–	1	14	4	3	4	–	2	–	–	–	1	–	–
3329	2	5	5	–	–	–	1	4	3	1	1	2	–	–	–	–	–	–
3511	41	54	55	7	3	6	27	33	40	7	18	8	–	–	–	–	–	1
3512	2	1	–	–	–	–	1	1	–	–	–	–	1	–	–	–	–	–
3514	43	34	8	3	5	1	37	28	7	2	–	–	1	1	–	–	–	–
3520	2	4	–	1	–	–	1	4	–	–	–	–	–	–	–	–	–	–
3600	51	31	40	38	26	20	3	4	18	7	1	2	2	–	–	1	–	–

Capítulo 42 - Pernambuco

42.1 - Quantidade de acidentes do trabalho liquidados, por consequência, segundo a Classificação Nacional de Atividades Econômicas (CNAE), no estado de Pernambuco - 2014/2016

(continuação)

CNAE	QUANTIDADE DE ACIDENTES DO TRABALHO LIQUIDADOS																	
	Total			Consequência														
				Assistência Médica			Menos de 15 dias			Mais de 15 dias			Incapacidade Permanente			Óbito		
	2014	2015	2016	2014	2015	2016	2014	2015	2016	2014	2015	2016	2014	2015	2016	2014	2015	2016
3701	16	18	11	7	7	4	6	9	5	3	2	2	–	–	–	–	–	–
3702	2	–	–	–	–	–	1	–	–	–	–	–	1	–	–	–	–	–
3811	255	260	240	4	2	–	209	228	194	34	29	45	5	–	1	3	1	–
3812	10	14	11	–	1	5	7	11	4	3	2	2	–	–	–	–	–	–
3821	4	4	7	2	–	–	2	3	6	–	1	1	–	–	–	–	–	–
3822	49	49	47	2	1	1	43	41	33	4	7	13	–	–	–	–	–	–
3831	–	2	2	–	–	–	–	2	–	–	–	2	–	–	–	–	–	–
3832	1	–	3	–	–	–	–	–	3	1	–	–	–	–	–	–	–	–
3839	1	–	–	–	–	–	–	–	–	–	–	–	1	–	–	–	–	–
4110	163	132	151	4	1	6	123	103	114	31	28	29	4	–	1	1	–	1
4120	616	460	384	19	11	14	426	320	232	130	126	131	36	1	6	5	2	1
4211	83	51	43	16	3	1	41	22	27	21	24	15	4	–	–	1	2	–
4212	82	31	17	49	13	–	17	7	1	9	11	14	7	–	2	–	–	–
4213	16	16	7	1	5	–	12	10	5	3	1	2	–	–	–	–	–	–
4221	457	327	262	6	5	3	117	111	94	327	210	164	3	1	–	4	–	1
4222	38	32	46	3	3	–	24	17	22	8	12	23	–	–	–	3	–	1
4223	–	3	4	–	1	–	–	–	2	–	2	2	–	–	–	–	–	–
4291	4	1	–	1	–	–	2	1	–	1	–	–	–	–	–	–	–	–
4292	45	22	24	14	5	6	24	7	10	7	10	8	–	–	–	–	–	–
4299	205	105	54	108	22	8	73	55	37	19	28	8	5	–	–	–	–	1
4311	2	4	2	–	1	–	1	3	1	1	–	1	–	–	–	–	–	–
4312	7	1	1	–	–	–	6	–	1	–	1	–	–	–	–	1	–	–
4313	13	7	7	3	–	–	5	4	7	3	3	–	2	–	–	–	–	–
4321	60	46	82	2	–	4	45	34	58	13	12	16	–	–	–	–	–	4
4322	11	18	18	–	1	–	8	14	16	1	3	2	2	–	–	–	–	–
4329	23	21	12	4	1	2	15	15	8	3	5	2	1	–	–	–	–	–
4330	14	11	13	–	–	–	10	6	8	3	5	4	1	–	1	–	–	–
4391	5	4	2	1	–	–	1	2	–	1	2	2	2	–	–	–	–	–
4399	51	44	38	4	–	–	33	33	27	10	11	10	4	–	1	–	–	–
4511	70	42	55	3	3	2	48	32	42	18	7	11	1	–	–	–	–	–
4512	6	1	1	–	–	–	1	–	–	5	1	1	–	–	–	–	–	–
4520	24	14	16	–	–	–	14	11	10	8	3	6	2	–	–	–	–	–
4530	62	54	47	1	2	1	36	37	32	22	14	12	–	–	1	3	1	1
4541	25	20	13	1	–	1	9	15	7	15	5	4	–	–	1	–	–	–
4542	2	–	–	–	–	–	–	–	–	2	–	–	–	–	–	–	–	–
4543	1	1	1	–	–	–	1	1	–	–	–	1	–	–	–	–	–	–
4612	–	1	–	–	–	–	–	1	–	–	–	–	–	–	–	–	–	–
4613	4	–	1	1	–	–	1	–	1	2	–	–	–	–	–	–	–	–
4614	1	–	–	–	–	–	1	–	–	–	–	–	–	–	–	–	–	–
4615	–	1	–	–	–	–	–	1	–	–	–	–	–	–	–	–	–	–
4616	1	–	–	–	–	–	–	–	–	–	–	–	1	–	–	–	–	–
4617	3	–	3	–	–	–	3	–	3	–	–	–	–	–	–	–	–	–
4618	–	1	2	–	–	–	–	1	2	–	–	–	–	–	–	–	–	–
4623	–	–	3	–	–	–	–	–	3	–	–	–	–	–	–	–	–	–
4631	5	8	1	–	–	–	3	4	–	1	4	1	1	–	–	–	–	–
4632	5	7	6	–	–	–	2	7	5	3	–	–	–	–	–	–	–	1
4633	10	8	6	–	–	–	7	6	5	3	1	1	–	1	–	–	–	–
4634	18	23	35	–	3	6	10	11	19	7	9	10	1	–	–	–	–	–
4635	401	397	395	24	25	49	289	303	249	87	69	96	1	–	–	–	–	1
4636	1	–	–	–	–	–	1	–	–	–	–	–	–	–	–	–	–	–
4637	16	20	13	1	–	–	8	14	9	7	6	4	–	–	–	–	–	–
4639	92	74	55	7	6	1	59	42	35	23	26	18	3	–	–	–	–	1
4641	5	5	2	–	–	–	5	2	1	–	3	1	–	–	–	–	–	–
4642	3	1	1	–	–	–	3	1	1	–	–	–	–	–	–	–	–	–
4643	5	5	2	–	–	–	4	5	2	1	–	–	–	–	–	–	–	–
4644	15	10	17	1	4	3	10	4	13	4	2	1	–	–	–	–	–	–
4645	3	8	4	–	1	1	1	6	2	2	1	1	–	–	–	–	–	–
4646	7	6	9	–	–	–	4	3	3	3	3	6	–	–	–	–	–	–
4647	1	2	1	–	–	–	1	1	1	–	1	–	–	–	–	–	–	–
4649	13	17	19	–	1	–	8	12	15	5	4	4	–	–	–	–	–	–
4651	7	2	1	–	–	–	4	2	–	3	–	1	–	–	–	–	–	–
4652	–	1	–	–	–	–	–	1	–	–	–	–	–	–	–	–	–	–
4661	4	1	–	–	–	–	2	1	–	1	–	–	1	–	–	–	–	–
4662	21	5	2	10	–	–	8	2	2	3	3	–	–	–	–	–	–	–
4663	41	3	3	29	–	–	11	1	2	1	2	1	–	–	–	–	–	–
4664	–	1	–	–	–	–	–	1	–	–	–	–	–	–	–	–	–	–
4665	4	–	2	–	–	–	2	–	1	2	–	1	–	–	–	–	–	–
4669	40	16	7	26	–	–	9	8	4	4	8	3	1	–	–	–	–	–
4671	6	4	1	–	–	–	3	3	–	3	1	1	–	–	–	–	–	–
4672	7	13	11	–	–	–	4	11	10	3	2	1	–	–	–	–	–	–
4673	2	4	4	–	–	1	–	3	1	1	1	2	1	–	–	–	–	–
4674	2	3	2	–	–	1	2	3	1	–	–	–	–	–	–	–	–	–
4679	70	16	21	43	–	1	18	14	13	8	2	5	–	–	1	1	–	1
4681	4	6	8	1	1	2	2	4	6	–	1	–	–	–	–	1	–	–
4682	18	21	20	5	4	3	10	14	16	3	3	1	–	–	–	–	–	–
4683	2	1	1	–	–	–	2	1	1	–	–	–	–	–	–	–	–	–
4684	5	5	1	–	1	–	4	4	1	1	–	–	–	–	–	–	–	–
4685	2	3	1	–	1	–	1	2	1	1	–	–	–	–	–	–	–	–
4686	1	1	8	–	–	1	–	–	6	1	1	–	–	–	1	–	–	–

Capítulo 42 - Pernambuco

42.1 - Quantidade de acidentes do trabalho liquidados, por consequência, segundo a Classificação Nacional de Atividades Econômicas (CNAE), no estado de Pernambuco - 2014/2016

(continuação)

CNAE	QUANTIDADE DE ACIDENTES DO TRABALHO LIQUIDADOS																	
	Total			Consequência														
				Assistência Médica			Menos de 15 dias			Mais de 15 dias			Incapacidade Permanente			Óbito		
	2014	2015	2016	2014	2015	2016	2014	2015	2016	2014	2015	2016	2014	2015	2016	2014	2015	2016
4687	4	9	6	–	–	–	1	3	4	2	6	1	1	–	1	–	–	–
4689	6	13	12	–	1	1	3	10	11	3	2	–	–	–	–	–	–	–
4691	37	37	37	–	–	–	34	31	28	3	6	9	–	–	–	–	–	–
4692	–	3	1	–	–	–	–	2	1	–	1	–	–	–	–	–	–	–
4693	10	7	6	–	–	–	8	6	5	1	1	1	1	–	–	–	–	–
4711	374	370	319	10	10	2	282	245	230	75	111	85	7	1	–	–	3	2
4712	26	31	31	–	–	–	14	17	26	8	14	5	4	–	–	–	–	–
4713	30	19	16	1	2	1	26	14	13	2	3	2	1	–	–	–	–	–
4721	13	8	10	1	–	–	5	7	7	3	1	3	3	–	–	1	–	–
4722	12	6	8	–	–	1	6	4	5	5	2	2	1	–	–	–	–	–
4723	3	3	4	–	–	2	2	2	2	1	1	–	–	–	–	–	–	–
4724	1	12	6	–	–	–	–	9	4	1	3	2	–	–	–	–	–	–
4729	12	2	8	–	–	1	5	1	4	7	1	3	–	–	–	–	–	–
4731	38	18	30	2	–	1	18	12	21	16	2	5	1	–	–	1	4	3
4741	2	2	1	–	1	–	1	1	–	1	–	1	–	–	–	–	–	–
4742	5	4	1	–	–	–	3	3	1	2	1	–	–	–	–	–	–	–
4743	3	14	7	–	–	–	2	9	6	1	5	1	–	–	–	–	–	–
4744	157	97	98	37	3	8	72	54	61	39	37	29	8	1	–	1	2	–
4751	8	7	13	1	–	–	3	4	5	3	3	7	1	–	–	–	–	1
4752	10	5	7	–	–	–	8	4	6	2	1	1	–	–	–	–	–	–
4753	30	22	27	–	1	–	20	18	20	10	3	7	–	–	–	–	–	–
4754	25	21	18	2	–	–	8	13	12	11	7	6	4	–	–	–	1	–
4755	11	2	4	–	–	–	6	1	2	3	1	2	1	–	–	1	–	–
4757	1	2	–	–	–	–	1	1	–	–	1	–	–	–	–	–	–	–
4759	4	3	5	–	–	–	4	3	4	–	–	1	–	–	–	–	–	–
4761	10	5	10	–	–	1	5	3	8	4	2	1	1	–	–	–	–	–
4763	10	11	8	–	1	–	6	7	6	4	3	2	–	–	–	–	–	–
4771	29	16	20	1	1	–	16	14	16	12	1	4	–	–	–	–	–	–
4772	14	7	9	1	–	–	9	5	7	3	2	2	1	–	–	–	–	–
4773	–	2	1	–	–	–	–	2	1	–	–	–	–	–	–	–	–	–
4774	1	–	6	–	–	–	–	–	5	1	–	1	–	–	–	–	–	–
4781	41	45	41	2	1	2	24	35	33	15	9	6	–	–	–	–	–	–
4782	45	36	16	2	1	1	35	29	12	8	6	3	–	–	–	–	–	–
4783	–	–	2	–	–	–	–	–	–	–	–	2	–	–	–	–	–	–
4784	14	22	19	–	–	2	7	13	15	5	9	2	2	–	–	–	–	–
4789	35	29	31	4	–	4	18	19	19	12	10	7	–	–	1	1	–	–
4911	2	4	2	–	–	–	2	3	1	–	1	1	–	–	–	–	–	–
4912	87	69	86	–	–	35	79	64	50	8	5	1	–	–	–	–	–	–
4921	82	170	150	–	2	1	27	60	68	34	108	80	19	–	–	2	–	1
4922	22	44	32	–	1	–	10	18	8	7	25	24	5	–	–	–	–	–
4923	7	2	3	–	1	1	4	1	1	3	–	1	–	–	–	–	–	–
4924	3	1	–	–	–	–	1	1	–	2	–	–	–	–	–	–	–	–
4929	17	22	8	3	1	–	10	10	2	4	11	5	–	–	–	–	–	1
4930	213	256	244	15	25	26	123	162	139	63	64	75	7	1	3	5	4	1
4940	9	4	3	6	4	1	3	–	1	–	–	1	–	–	–	–	–	–
5011	1	2	1	–	–	–	1	1	1	–	1	–	–	–	–	–	–	–
5030	7	5	5	–	–	–	2	4	5	3	1	–	2	–	–	–	–	–
5111	37	28	23	–	2	2	12	18	15	25	8	6	–	–	–	–	–	–
5112	–	2	–	–	–	–	–	1	–	–	1	–	–	–	–	–	–	–
5120	1	1	2	–	–	–	–	1	1	1	–	1	–	–	–	–	–	–
5211	37	27	34	2	1	7	21	18	24	11	8	3	2	–	–	1	–	–
5212	44	21	23	4	–	–	18	10	14	22	11	9	–	–	–	–	–	–
5221	7	3	2	1	–	–	4	3	2	2	–	–	–	–	–	–	–	–
5222	3	2	4	–	–	–	2	1	3	–	1	1	–	–	–	1	–	–
5223	7	16	13	–	2	1	6	13	10	1	1	2	–	–	–	–	–	–
5229	12	27	30	–	1	–	7	22	25	5	4	5	–	–	–	–	–	–
5231	17	32	19	2	2	3	12	16	9	2	14	6	1	–	–	–	–	1
5232	2	–	–	–	–	–	1	–	–	1	–	–	–	–	–	–	–	–
5239	15	16	10	10	8	6	5	7	4	–	–	–	–	–	–	–	1	–
5240	29	21	29	2	2	1	23	17	23	4	2	5	–	–	–	–	–	–
5250	39	24	16	2	1	–	26	14	8	9	9	8	2	–	–	–	–	–
5310	243	243	327	55	68	125	162	164	189	18	11	13	8	–	–	–	–	–
5320	23	20	15	–	–	–	16	16	9	7	4	6	–	–	–	–	–	–
5510	112	108	118	11	3	4	80	93	105	18	12	9	3	–	–	–	–	–
5590	1	2	–	–	–	–	1	2	–	–	–	–	–	–	–	–	–	–
5611	173	171	132	4	2	1	118	132	102	47	37	28	3	–	–	1	–	1
5612	–	–	1	–	–	–	–	–	1	–	–	–	–	–	–	–	–	–
5620	106	90	103	12	7	6	75	64	71	17	19	26	2	–	–	–	–	–
5811	2	3	2	–	–	–	2	3	1	–	–	1	–	–	–	–	–	–
5821	1	–	1	–	–	–	–	–	–	1	–	1	–	–	–	–	–	–
5822	6	9	9	–	1	–	6	7	9	–	1	–	–	–	–	–	–	–
5829	1	–	2	–	–	–	1	–	1	–	–	1	–	–	–	–	–	–
5914	2	–	1	–	–	–	1	–	1	1	–	–	–	–	–	–	–	–
6010	5	–	3	–	–	–	3	–	3	2	–	–	–	–	–	–	–	–
6021	19	13	10	1	4	–	8	9	10	9	–	–	1	–	–	–	–	–
6022	–	1	–	–	–	–	–	1	–	–	–	–	–	–	–	–	–	–
6110	10	14	24	3	1	1	6	12	18	1	1	5	–	–	–	–	–	–
6120	17	43	27	3	1	–	13	20	14	–	22	13	1	–	–	–	–	–
6141	4	3	1	–	–	–	3	3	1	1	–	–	–	–	–	–	–	–

Capítulo 42 - Pernambuco

42.1 - Quantidade de acidentes do trabalho liquidados, por consequência, segundo a Classificação Nacional de Atividades Econômicas (CNAE), no estado de Pernambuco - 2014/2016

(continuação)

CNAE	QUANTIDADE DE ACIDENTES DO TRABALHO LIQUIDADOS																	
	Total			Consequência														
				Assistência Médica			Menos de 15 dias			Mais de 15 dias			Incapacidade Permanente			Óbito		
	2014	2015	2016	2014	2015	2016	2014	2015	2016	2014	2015	2016	2014	2015	2016	2014	2015	2016
6190	20	12	8	–	–	–	14	9	7	6	2	1	–	–	–	–	1	–
6201	49	21	10	–	–	–	2	3	4	47	18	6	–	–	–	–	–	–
6202	–	1	3	–	–	–	–	1	2	–	–	1	–	–	–	–	–	–
6203	6	3	5	–	–	–	4	3	3	2	–	2	–	–	–	–	–	–
6204	12	4	10	7	1	2	3	3	5	2	–	3	–	–	–	–	–	–
6209	12	2	8	–	–	–	9	2	4	3	–	4	–	–	–	–	–	–
6311	5	8	23	–	–	–	3	5	18	2	3	5	–	–	–	–	–	–
6319	–	1	–	–	–	–	–	1	–	–	–	–	–	–	–	–	–	–
6399	1	–	1	–	–	–	1	–	1	–	–	–	–	–	–	–	–	–
6410	1	–	–	–	–	–	–	–	–	1	–	–	–	–	–	–	–	–
6421	89	131	31	64	58	2	18	65	23	7	8	6	–	–	–	–	–	–
6422	349	506	424	38	22	4	213	299	177	78	184	237	19	1	6	1	–	–
6423	11	23	4	1	11	1	7	7	3	3	5	–	–	–	–	–	–	–
6424	1	1	2	–	–	–	–	1	2	1	–	–	–	–	–	–	–	–
6433	1	–	–	–	–	–	1	–	–	–	–	–	–	–	–	–	–	–
6435	1	1	–	–	–	–	–	–	–	1	1	–	–	–	–	–	–	–
6436	2	–	2	–	–	–	1	–	2	1	–	–	–	–	–	–	–	–
6437	–	–	1	–	–	–	–	–	–	–	–	1	–	–	–	–	–	–
6462	2	1	2	–	–	–	2	1	2	–	–	–	–	–	–	–	–	–
6463	4	2	–	–	–	–	3	1	–	1	1	–	–	–	–	–	–	–
6491	3	1	–	–	–	–	1	1	–	2	–	–	–	–	–	–	–	–
6493	1	–	–	–	–	–	–	–	–	1	–	–	–	–	–	–	–	–
6511	–	–	1	–	–	–	–	–	1	–	–	–	–	–	–	–	–	–
6512	1	1	–	–	–	–	1	–	–	–	1	–	–	–	–	–	–	–
6541	2	3	3	–	1	–	2	1	3	–	1	–	–	–	–	–	–	–
6550	20	23	16	1	2	2	19	21	11	–	–	3	–	–	–	–	–	–
6612	2	1	–	–	–	–	2	1	–	–	–	–	–	–	–	–	–	–
6613	9	6	2	1	1	–	3	3	2	4	2	–	1	–	–	–	–	–
6619	1	4	9	–	–	–	–	–	4	1	4	5	–	–	–	–	–	–
6621	1	–	–	–	–	–	–	–	–	1	–	–	–	–	–	–	–	–
6622	2	1	2	–	–	–	–	1	1	2	–	1	–	–	–	–	–	–
6629	–	1	–	–	–	–	–	–	–	–	1	–	–	–	–	–	–	–
6630	13	3	1	–	–	–	–	–	–	13	3	1	–	–	–	–	–	–
6810	24	37	21	1	3	–	16	26	19	6	8	2	1	–	–	–	–	–
6821	–	3	1	–	–	–	–	3	1	–	–	–	–	–	–	–	–	–
6822	13	15	13	–	–	–	10	12	10	3	2	3	–	–	–	–	1	–
6911	13	9	4	–	–	–	10	8	4	3	1	–	–	–	–	–	–	–
6912	–	1	1	–	–	–	–	1	1	–	–	–	–	–	–	–	–	–
6920	28	20	20	1	1	–	19	15	16	8	4	4	–	–	–	–	–	–
7020	21	32	26	–	1	1	16	21	13	5	10	12	–	–	–	–	–	–
7111	2	5	2	–	–	1	1	4	1	1	1	–	–	–	–	–	–	–
7112	110	140	84	18	12	9	68	90	55	23	29	17	1	–	–	–	9	3
7119	8	4	2	1	–	1	5	2	1	2	2	–	–	–	–	–	–	–
7120	5	6	6	–	–	–	5	4	4	–	2	2	–	–	–	–	–	–
7210	9	2	10	1	–	3	3	2	4	5	–	3	–	–	–	–	–	–
7220	2	–	–	–	–	–	1	–	–	1	–	–	–	–	–	–	–	–
7311	4	2	–	–	–	–	–	–	–	3	2	–	1	–	–	–	–	–
7312	1	–	1	–	–	–	–	–	1	1	–	–	–	–	–	–	–	–
7319	13	10	11	–	–	–	10	6	9	2	4	2	1	–	–	–	–	–
7320	1	2	2	–	–	–	1	2	2	–	–	–	–	–	–	–	–	–
7410	–	2	–	–	–	–	–	1	–	–	1	–	–	–	–	–	–	–
7420	2	3	2	–	–	1	–	–	–	2	3	1	–	–	–	–	–	–
7490	107	146	111	3	5	1	85	53	42	14	88	68	5	–	–	–	–	–
7500	16	9	–	6	2	–	10	7	–	–	–	–	–	–	–	–	–	–
7711	29	25	11	3	–	1	14	15	5	9	10	5	3	–	–	–	–	–
7719	–	–	2	–	–	–	–	–	1	–	–	1	–	–	–	–	–	–
7721	–	–	1	–	–	–	–	–	1	–	–	–	–	–	–	–	–	–
7723	2	3	6	–	–	–	1	1	3	1	2	3	–	–	–	–	–	–
7729	2	–	–	–	–	–	–	–	–	2	–	–	–	–	–	–	–	–
7731	4	–	–	–	–	–	3	–	–	1	–	–	–	–	–	–	–	–
7732	44	42	28	3	1	3	34	30	19	7	10	5	–	–	1	–	1	–
7733	3	1	1	–	1	–	1	–	1	2	–	–	–	–	–	–	–	–
7739	28	17	13	3	1	–	19	12	12	4	4	1	1	–	–	1	–	–
7740	–	1	–	–	–	–	–	1	–	–	–	–	–	–	–	–	–	–
7810	21	29	13	–	1	1	11	15	8	9	13	4	1	–	–	–	–	–
7820	70	99	74	3	3	5	48	71	44	15	25	25	3	–	–	1	–	–
7830	37	35	21	3	4	1	24	25	15	9	6	5	–	–	–	1	–	–
7911	14	5	7	1	–	1	8	5	5	3	–	1	2	–	–	–	–	–
8011	119	134	113	4	3	2	67	79	77	42	49	33	4	1	–	2	2	1
8012	46	63	39	–	–	–	17	43	23	26	20	16	2	–	–	1	–	–
8020	16	6	11	–	–	–	8	4	7	7	2	4	–	–	–	1	–	–
8030	2	3	1	–	–	–	–	–	–	2	3	1	–	–	–	–	–	–
8111	13	7	5	–	–	–	7	6	3	6	1	2	–	–	–	–	–	–
8112	111	144	159	4	5	5	80	112	128	24	27	23	3	–	1	–	–	2
8121	107	165	127	15	33	21	65	70	51	24	61	55	1	–	–	2	1	–
8122	38	33	8	10	15	3	21	13	1	7	4	4	–	–	–	–	1	–
8129	12	24	18	1	2	4	10	20	11	1	2	2	–	–	1	–	–	–
8130	5	5	17	–	–	1	5	2	15	–	3	1	–	–	–	–	–	–
8211	21	24	21	–	2	3	14	14	11	7	8	6	–	–	1	–	–	–

Capítulo 42 - Pernambuco

42.1 - Quantidade de acidentes do trabalho liquidados, por consequência, segundo a Classificação Nacional de Atividades Econômicas (CNAE), no estado de Pernambuco - 2014/2016

(conclusão)

CNAE	QUANTIDADE DE ACIDENTES DO TRABALHO LIQUIDADOS																	
	Total			Consequência														
				Assistência Médica			Menos de 15 dias			Mais de 15 dias			Incapacidade Permanente			Óbito		
	2014	2015	2016	2014	2015	2016	2014	2015	2016	2014	2015	2016	2014	2015	2016	2014	2015	2016
8219	6	5	1	–	–	–	3	5	1	2	–	–	1	–	–	–	–	–
8220	186	162	158	5	–	–	160	118	104	21	43	54	–	–	–	–	1	–
8230	2	6	6	–	–	–	–	3	4	2	2	2	–	1	–	–	–	–
8291	17	10	3	–	1	–	8	7	2	9	2	1	–	–	–	–	–	–
8292	5	10	5	–	–	–	2	8	5	3	2	–	–	–	–	–	–	–
8299	35	36	36	4	1	2	21	30	24	8	5	7	2	–	3	–	–	–
8411	61	91	87	1	3	3	29	36	39	22	50	40	8	2	5	1	–	–
8412	2	–	2	–	–	1	2	–	–	–	–	1	–	–	–	–	–	–
8413	4	4	7	–	–	1	4	4	4	–	–	2	–	–	–	–	–	–
8422	1	–	1	–	–	–	–	–	1	1	–	–	–	–	–	–	–	–
8423	12	8	8	–	–	–	8	8	8	4	–	–	–	–	–	–	–	–
8424	–	1	–	–	–	–	–	1	–	–	–	–	–	–	–	–	–	–
8511	145	212	184	–	–	1	2	3	1	140	209	182	3	–	–	–	–	–
8512	37	19	18	1	–	–	28	16	15	7	3	3	1	–	–	–	–	–
8513	22	24	28	1	2	4	14	13	17	6	9	6	1	–	–	–	–	1
8520	22	21	18	1	1	–	18	16	17	2	4	1	1	–	–	–	–	–
8531	17	34	35	1	1	1	1	5	9	15	28	25	–	–	–	–	–	–
8532	23	39	29	1	10	5	19	23	20	3	6	4	–	–	–	–	–	–
8541	5	6	1	–	–	–	3	4	1	2	1	–	–	–	–	–	1	–
8542	–	–	1	–	–	–	–	–	–	–	–	1	–	–	–	–	–	–
8550	1	1	3	–	–	–	1	1	3	–	–	–	–	–	–	–	–	–
8591	1	–	–	–	–	–	1	–	–	–	–	–	–	–	–	–	–	–
8593	3	4	3	–	–	–	2	4	2	1	–	1	–	–	–	–	–	–
8599	59	55	51	3	5	8	47	42	36	8	8	7	1	–	–	–	–	–
8610	1.538	1.511	1.452	702	686	588	753	688	740	77	135	124	5	–	–	1	2	–
8622	1	–	–	–	–	–	–	–	–	1	–	–	–	–	–	–	–	–
8630	181	194	191	106	128	114	65	43	56	8	23	21	2	–	–	–	–	–
8640	73	103	98	35	49	46	26	47	47	11	7	5	1	–	–	–	–	–
8650	10	15	10	–	8	5	8	5	5	1	2	–	1	–	–	–	–	–
8660	3	64	109	3	58	88	–	5	18	–	1	3	–	–	–	–	–	–
8690	8	6	3	1	–	–	7	6	3	–	–	–	–	–	–	–	–	–
8711	4	–	3	1	–	–	3	–	2	–	–	1	–	–	–	–	–	–
8712	13	28	29	3	13	7	5	11	15	4	4	7	1	–	–	–	–	–
8730	2	–	–	–	–	–	2	–	–	–	–	–	–	–	–	–	–	–
8800	48	58	58	2	1	4	41	44	50	5	13	4	–	–	–	–	–	–
9001	3	3	1	–	–	–	2	2	1	1	1	–	–	–	–	–	–	–
9103	2	–	1	1	–	–	–	–	1	1	–	–	–	–	–	–	–	–
9311	2	1	–	–	–	–	2	1	–	–	–	–	–	–	–	–	–	–
9312	15	13	16	1	1	–	8	10	8	6	2	8	–	–	–	–	–	–
9313	2	1	5	–	–	–	2	1	4	–	–	1	–	–	–	–	–	–
9321	6	5	5	–	–	–	6	4	5	–	1	–	–	–	–	–	–	–
9329	3	3	1	–	–	–	3	2	1	–	–	–	–	–	–	–	1	–
9411	4	1	4	–	–	1	4	–	3	–	1	–	–	–	–	–	–	–
9412	2	2	7	–	–	–	–	1	4	–	–	–	2	1	3	–	–	–
9420	7	9	7	–	–	–	3	7	4	2	1	2	2	1	1	–	–	–
9430	88	53	33	42	6	1	34	27	22	11	20	10	1	–	–	–	–	–
9491	14	17	14	–	1	–	11	9	7	2	5	5	1	2	2	–	–	–
9499	14	31	16	–	–	–	7	24	13	5	7	3	2	–	–	–	–	–
9511	19	18	12	–	–	1	17	12	8	2	6	3	–	–	–	–	–	–
9512	1	4	4	–	1	–	1	2	4	–	1	–	–	–	–	–	–	–
9521	6	–	2	–	–	–	5	–	1	1	–	1	–	–	–	–	–	–
9529	–	–	5	–	–	–	–	–	4	–	–	1	–	–	–	–	–	–
9601	14	18	5	1	–	–	12	13	2	1	5	3	–	–	–	–	–	–
9602	6	4	6	–	–	–	4	3	3	2	1	3	–	–	–	–	–	–
9603	4	8	22	–	–	1	4	7	19	–	1	2	–	–	–	–	–	–
9609	–	2	2	–	–	–	–	1	1	–	1	1	–	–	–	–	–	–
9700	–	1	–	–	–	–	–	1	–	–	–	–	–	–	–	–	–	–
9900	–	1	–	–	–	–	–	1	–	–	–	–	–	–	–	–	–	–
Ignorado	6.072	3.103	3.141	–	–	2	19	15	24	5.907	2.591	2.597	146	496	518	–	1	–

Fonte: DATAPREV, CAT, SUB.
Nota: Os dados são preliminares, estando sujeitos a correções.

Capítulo 42 - Pernambuco

42.2 - Quantidade mensal de acidentes do trabalho liquidados, por consequência, no estado de Pernambuco - 2014/2016

MESES	QUANTIDADE DE ACIDENTES DO TRABALHO LIQUIDADOS																	
	Total			Consequência														
				Assistência Médica			Menos de 15 dias			Mais de 15 dias			Incapacidade Permanente			Óbito		
	2014	2015	2016	2014	2015	2016	2014	2015	2016	2014	2015	2016	2014	2015	2016	2014	2015	2016
TOTAL	**21.290**	**17.575**	**16.193**	**2.474**	**2.227**	**1.996**	**9.011**	**8.865**	**7.883**	**9.214**	**5.899**	**5.678**	**520**	**526**	**582**	**71**	**58**	**54**
Janeiro	1.905	1.668	1.299	211	176	159	813	748	632	836	685	457	40	52	48	5	7	3
Fevereiro	1.834	1.475	1.288	214	160	158	778	732	588	798	531	494	37	47	44	7	5	4
Março	1.797	1.697	1.375	188	226	188	774	862	628	784	541	500	37	59	55	14	9	4
Abril	1.787	1.315	1.316	214	182	204	715	608	593	809	480	480	43	44	38	6	1	1
Maio	1.838	1.339	1.405	218	162	174	697	665	668	872	452	503	45	52	55	6	8	5
Junho	1.550	1.336	1.411	206	177	189	610	666	615	699	441	549	31	47	53	4	5	5
Julho	1.716	1.481	1.378	216	196	173	674	775	639	784	461	527	37	45	36	5	4	3
Agosto	1.748	1.490	1.478	251	206	165	707	756	716	740	483	532	46	39	54	4	6	11
Setembro	1.948	1.467	1.367	233	196	141	843	771	739	822	441	420	47	57	58	3	2	9
Outubro	1.914	1.561	1.399	199	163	162	843	834	754	811	533	424	55	27	54	6	4	5
Novembro	1.735	1.418	1.305	185	196	145	805	729	685	685	454	427	53	35	46	7	4	2
Dezembro	1.518	1.328	1.172	139	187	138	752	719	626	574	397	365	49	22	41	4	3	2

Fonte: DATAPREV, CAT, SUB.
Nota: Os dados são preliminares, estando sujeitos a correções.

DISTRIBUIÇÃO DE ACIDENTES DO TRABALHO LIQUIDADOS, POR CONSEQUÊNCIA, NO ESTADO DE PERNAMBUCO - 2016

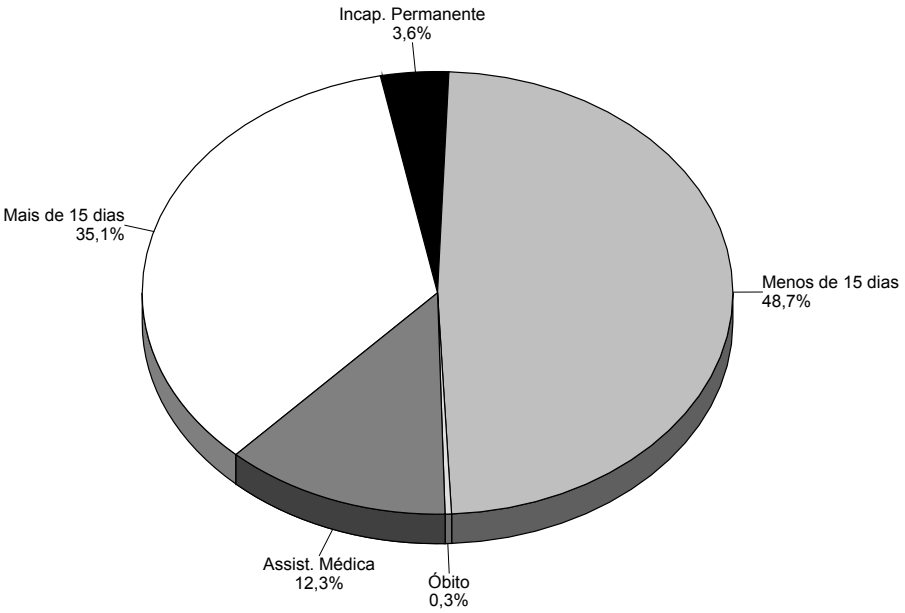

Fonte: DATAPREV, CAT, SUB.

Capítulo 43 - Alagoas

43.1 - Quantidade de acidentes do trabalho liquidados, por consequência, segundo a Classificação Nacional de Atividades Econômicas (CNAE), no estado de Alagoas - 2014/2016

(continua)

CNAE	QUANTIDADE DE ACIDENTES DO TRABALHO LIQUIDADOS																	
	Total			Consequência														
				Assistência Médica			Menos de 15 dias			Mais de 15 dias			Incapacidade Permanente			Óbito		
	2014	2015	2016	2014	2015	2016	2014	2015	2016	2014	2015	2016	2014	2015	2016	2014	2015	2016
TOTAL	**6.194**	**5.206**	**4.625**	**590**	**555**	**522**	**2.956**	**2.979**	**2.396**	**2.373**	**1.462**	**1.521**	**240**	**182**	**167**	**35**	**28**	**19**
0111	13	–	–	–	–	–	–	–	–	13	–	–	–	–	–	–	–	–
0112	1	1	–	–	–	–	–	–	–	1	1	–	–	–	–	–	–	–
0113	34	25	31	4	2	3	24	18	20	2	5	8	1	–	–	3	–	–
0114	1	1	2	–	–	–	–	1	1	1	–	1	–	–	–	–	–	–
0115	–	–	1	–	–	–	–	–	–	–	–	1	–	–	–	–	–	–
0121	–	–	1	–	–	–	–	–	–	–	–	1	–	–	–	–	–	–
0133	1	–	2	–	–	–	1	–	1	–	–	1	–	–	–	–	–	–
0139	–	1	–	–	–	–	–	–	–	–	1	–	–	–	–	–	–	–
0141	1	–	2	–	–	–	1	–	1	–	–	1	–	–	–	–	–	–
0142	–	1	–	–	–	–	–	1	–	–	–	–	–	–	–	–	–	–
0151	3	2	1	–	–	–	2	1	1	1	1	–	–	–	–	–	–	–
0152	–	1	–	–	–	–	–	1	–	–	–	–	–	–	–	–	–	–
0155	9	1	4	–	–	–	8	1	3	1	–	1	–	–	–	–	–	–
0161	3	5	3	1	–	–	2	2	1	–	3	2	–	–	–	–	–	–
0162	–	1	–	–	–	–	–	1	–	–	–	–	–	–	–	–	–	–
0210	1	–	–	–	–	–	–	–	–	1	–	–	–	–	–	–	–	–
0312	1	–	–	–	–	–	–	–	–	1	–	–	–	–	–	–	–	–
0600	5	9	7	3	6	3	2	3	3	–	–	1	–	–	–	–	–	–
0724	17	5	4	–	–	–	1	–	–	16	5	4	–	–	–	–	–	–
0810	2	4	4	–	–	–	2	3	2	–	1	2	–	–	–	–	–	–
0910	12	7	8	6	4	3	2	3	4	3	–	1	–	–	–	1	–	–
1011	1	5	3	–	2	2	–	1	1	1	2	–	–	–	–	–	–	–
1012	1	1	–	–	–	–	–	–	–	1	1	–	–	–	–	–	–	–
1013	5	–	–	–	–	–	5	–	–	–	–	–	–	–	–	–	–	–
1020	1	–	–	–	–	–	–	–	–	1	–	–	–	–	–	–	–	–
1031	1	7	3	–	1	–	1	3	1	–	3	2	–	–	–	–	–	–
1052	6	13	3	–	–	–	3	8	2	2	5	1	–	–	–	1	–	–
1053	3	7	5	–	1	–	1	6	3	1	–	2	1	–	–	–	–	–
1061	–	1	–	–	–	–	–	1	–	–	–	–	–	–	–	–	–	–
1062	9	2	4	–	–	–	7	2	4	2	–	–	–	–	–	–	–	–
1064	8	8	8	1	–	2	6	4	5	1	3	1	–	–	–	–	1	–
1066	–	3	–	–	–	–	–	1	–	–	2	–	–	–	–	–	–	–
1069	34	22	19	1	1	1	31	20	14	1	1	4	1	–	–	–	–	–
1071	1.742	1.522	1.132	108	155	135	1.376	1.260	930	182	95	58	71	4	4	5	8	5
1072	2	–	–	–	–	–	–	–	–	–	–	–	2	–	–	–	–	–
1081	1	–	–	–	–	–	–	–	–	1	–	–	–	–	–	–	–	–
1091	1	6	6	–	–	–	–	4	2	1	2	4	–	–	–	–	–	–
1092	1	1	–	–	–	–	–	–	–	1	1	–	–	–	–	–	–	–
1094	11	15	8	5	4	1	6	10	6	–	1	1	–	–	–	–	–	–
1095	–	2	–	–	–	–	–	2	–	–	–	–	–	–	–	–	–	–
1099	4	4	–	–	1	–	4	3	–	–	–	–	–	–	–	–	–	–
1111	2	–	1	–	–	–	–	–	1	2	–	–	–	–	–	–	–	–
1121	2	5	5	–	–	–	1	5	4	–	–	1	1	–	–	–	–	–
1122	50	66	35	1	1	2	44	57	30	3	8	3	2	–	–	–	–	–
1210	–	–	1	–	–	–	–	–	1	–	–	–	–	–	–	–	–	–
1311	11	5	–	–	–	–	6	5	–	4	–	–	1	–	–	–	–	–
1412	–	1	1	–	–	–	–	1	1	–	–	–	–	–	–	–	–	–
1521	7	1	3	–	–	–	–	–	–	7	1	3	–	–	–	–	–	–
1539	–	–	1	–	–	–	–	–	1	–	–	–	–	–	–	–	–	–
1610	2	–	–	–	–	–	–	–	–	2	–	–	–	–	–	–	–	–
1622	1	1	2	–	–	–	1	1	2	–	–	–	–	–	–	–	–	–
1731	1	1	1	–	–	–	–	–	–	1	1	1	–	–	–	–	–	–
1733	–	–	2	–	–	–	–	–	2	–	–	–	–	–	–	–	–	–
1741	1	–	–	–	–	–	–	–	–	1	–	–	–	–	–	–	–	–
1742	3	–	–	–	–	–	3	–	–	–	–	–	–	–	–	–	–	–
1812	–	2	–	–	–	–	–	2	–	–	–	–	–	–	–	–	–	–
1813	–	1	2	–	–	–	–	1	2	–	–	–	–	–	–	–	–	–
1910	1	–	–	–	–	–	–	–	–	1	–	–	–	–	–	–	–	–
1921	–	2	1	–	1	–	–	1	1	–	–	–	–	–	–	–	–	–
1931	47	62	37	5	6	11	39	50	20	3	4	6	–	–	–	–	2	–
2011	10	3	6	6	1	4	3	1	–	1	1	2	–	–	–	–	–	–
2013	1	1	3	–	–	–	1	–	2	–	1	1	–	–	–	–	–	–
2014	–	2	–	–	–	–	–	1	–	–	–	–	–	–	–	–	1	–
2021	–	2	1	–	2	–	–	–	1	–	–	–	–	–	–	–	–	–
2022	–	1	–	–	–	–	–	–	–	–	1	–	–	–	–	–	–	–
2031	6	3	4	4	2	3	–	–	1	2	1	–	–	–	–	–	–	–
2040	–	1	–	–	–	–	–	–	–	–	1	–	–	–	–	–	–	–
2062	6	4	2	–	–	–	5	2	1	1	2	1	–	–	–	–	–	–
2063	–	–	1	–	–	–	–	–	–	–	–	1	–	–	–	–	–	–
2071	5	–	–	–	–	–	5	–	–	–	–	–	–	–	–	–	–	–
2091	–	1	–	–	–	–	–	–	–	–	1	–	–	–	–	–	–	–
2099	–	1	2	–	–	1	–	1	–	–	–	1	–	–	–	–	–	–
2121	1	–	–	–	–	–	–	–	–	1	–	–	–	–	–	–	–	–
2211	1	–	–	–	–	–	–	–	–	1	–	–	–	–	–	–	–	–
2212	1	–	2	–	–	–	–	–	2	–	–	–	1	–	–	–	–	–
2219	7	2	–	–	–	–	–	–	–	7	2	–	–	–	–	–	–	–

Capítulo 43 - Alagoas

43.1 - Quantidade de acidentes do trabalho liquidados, por consequência, segundo a Classificação Nacional de Atividades Econômicas (CNAE), no estado de Alagoas - 2014/2016

(continuação)

CNAE	QUANTIDADE DE ACIDENTES DO TRABALHO LIQUIDADOS																	
	Total			Consequência														
				Assistência Médica			Menos de 15 dias			Mais de 15 dias			Incapacidade Permanente			Óbito		
	2014	2015	2016	2014	2015	2016	2014	2015	2016	2014	2015	2016	2014	2015	2016	2014	2015	2016
2221	8	2	4	1	–	–	7	2	2	–	–	2	–	–	–	–	–	–
2222	5	3	4	–	–	1	3	3	2	1	–	1	–	–	–	1	–	–
2223	31	10	14	6	–	–	23	9	12	2	1	2	–	–	–	–	–	–
2229	30	34	19	–	–	1	21	25	13	8	9	5	1	–	–	–	–	–
2319	3	3	4	–	–	–	3	3	4	–	–	–	–	–	–	–	–	–
2320	4	4	4	3	3	3	–	–	1	1	1	–	–	–	–	–	–	–
2330	4	3	6	–	–	–	2	2	5	2	1	1	–	–	–	–	–	–
2342	10	7	15	2	–	–	6	4	10	1	3	4	–	–	–	1	–	1
2391	–	3	1	–	–	–	–	2	1	–	1	–	–	–	–	–	–	–
2411	1	–	–	–	–	–	1	–	–	–	–	–	–	–	–	–	–	–
2421	–	–	1	–	–	1	–	–	–	–	–	–	–	–	–	–	–	–
2424	–	–	1	–	–	–	–	–	–	–	–	1	–	–	–	–	–	–
2431	2	7	1	1	–	–	1	7	–	–	–	1	–	–	–	–	–	–
2451	1	1	1	–	–	–	–	1	–	–	–	1	1	–	–	–	–	–
2452	2	–	–	–	–	–	–	–	–	2	–	–	–	–	–	–	–	–
2511	2	1	–	–	–	–	–	–	–	–	1	–	2	–	–	–	–	–
2512	4	3	–	–	–	–	1	2	–	3	1	–	–	–	–	–	–	–
2513	4	2	1	3	1	–	–	–	1	1	1	–	–	–	–	–	–	–
2521	1	–	–	–	–	–	1	–	–	–	–	–	–	–	–	–	–	–
2522	1	–	–	–	–	–	–	–	–	1	–	–	–	–	–	–	–	–
2539	4	4	2	–	–	–	2	4	2	2	–	–	–	–	–	–	–	–
2542	1	–	–	–	–	–	1	–	–	–	–	–	–	–	–	–	–	–
2593	–	2	1	–	–	–	–	1	1	–	1	–	–	–	–	–	–	–
2599	–	–	2	–	–	–	–	–	1	–	–	–	–	–	–	–	–	1
2631	–	–	1	–	–	–	–	–	1	–	–	–	–	–	–	–	–	–
2733	–	1	2	–	–	–	–	1	1	–	–	1	–	–	–	–	–	–
2811	2	1	2	–	–	–	–	–	2	2	1	–	–	–	–	–	–	–
2813	–	1	–	–	–	–	–	1	–	–	–	–	–	–	–	–	–	–
2824	1	–	–	–	–	–	–	–	–	1	–	–	–	–	–	–	–	–
2840	–	2	–	–	–	–	–	1	–	–	1	–	–	–	–	–	–	–
2861	–	1	–	–	–	–	–	1	–	–	–	–	–	–	–	–	–	–
2866	–	–	1	–	–	–	–	–	1	–	–	–	–	–	–	–	–	–
2869	25	2	–	1	–	–	19	2	–	3	–	–	1	–	–	1	–	–
2930	–	2	–	–	–	–	–	2	–	–	–	–	–	–	–	–	–	–
3011	124	57	19	103	40	14	18	14	3	3	3	2	–	–	–	–	–	–
3101	2	1	2	–	–	–	–	1	1	–	–	1	2	–	–	–	–	–
3104	1	1	1	–	–	–	1	1	1	–	–	–	–	–	–	–	–	–
3230	1	–	–	–	–	–	–	–	–	1	–	–	–	–	–	–	–	–
3291	–	1	–	–	–	–	–	–	–	–	1	–	–	–	–	–	–	–
3299	–	1	–	–	–	–	–	1	–	–	–	–	–	–	–	–	–	–
3311	4	3	–	–	–	–	2	1	–	–	2	–	2	–	–	–	–	–
3314	13	10	6	–	3	1	10	6	3	1	1	2	2	–	–	–	–	–
3321	4	–	1	2	–	–	1	–	–	1	–	1	–	–	–	–	–	–
3329	1	–	–	1	–	–	–	–	–	–	–	–	–	–	–	–	–	–
3511	4	7	5	1	2	1	1	5	3	2	–	1	–	–	–	–	–	–
3514	18	16	12	4	3	2	9	10	8	4	3	2	1	–	–	–	–	–
3520	1	–	2	1	–	–	–	–	2	–	–	–	–	–	–	–	–	–
3600	19	11	12	1	1	–	13	8	12	1	1	–	3	–	–	1	1	–
3702	133	73	1	–	–	–	121	72	–	9	1	–	1	–	1	2	–	–
3811	11	54	128	–	2	–	4	51	123	4	1	5	3	–	–	–	–	–
3821	6	4	2	–	–	–	6	4	2	–	–	–	–	–	–	–	–	–
3832	–	1	1	–	–	–	–	–	1	–	–	–	–	–	–	–	1	–
3839	–	1	–	–	–	–	–	1	–	–	–	–	–	–	–	–	–	–
4110	11	18	20	–	–	–	7	11	13	4	7	7	–	–	–	–	–	–
4120	182	173	108	11	12	2	106	130	77	46	31	26	16	–	2	3	–	1
4211	9	10	8	1	3	2	5	3	4	1	3	2	1	1	–	1	–	–
4212	3	3	8	1	3	3	1	–	2	1	–	3	–	–	–	–	–	–
4213	–	3	–	–	2	–	–	–	–	–	1	–	–	–	–	–	–	–
4221	68	37	26	1	3	1	10	18	15	54	14	10	2	–	–	1	2	–
4222	1	4	4	–	4	–	1	–	4	–	–	–	–	–	–	–	–	–
4223	1	–	4	1	–	1	–	–	3	–	–	–	–	–	–	–	–	–
4292	10	3	4	5	1	–	3	–	–	–	2	3	2	–	1	–	–	–
4299	31	18	11	15	3	3	11	11	4	5	4	3	–	–	1	–	–	–
4312	–	1	–	–	–	–	–	1	–	–	–	–	–	–	–	–	–	–
4313	14	6	2	–	–	–	9	5	2	2	1	–	2	–	–	1	–	–
4321	13	11	7	1	–	1	11	10	6	1	1	–	–	–	–	–	–	–
4322	3	3	1	–	–	–	2	2	1	1	1	–	–	–	–	–	–	–
4329	–	2	2	–	–	–	–	–	1	–	2	1	–	–	–	–	–	–
4330	1	4	3	1	–	–	–	3	2	–	1	1	–	–	–	–	–	–
4391	2	4	–	–	–	–	1	3	–	–	1	–	1	–	–	–	–	–
4399	5	16	5	1	5	1	3	8	1	1	2	2	–	–	–	–	1	1
4511	4	8	7	–	–	–	–	5	6	4	2	1	–	–	–	–	1	–
4512	–	–	1	–	–	–	–	–	–	–	–	1	–	–	–	–	–	–
4520	4	1	2	–	–	1	1	1	1	3	–	–	–	–	–	–	–	–
4530	8	10	10	–	2	1	4	6	6	2	2	3	2	–	–	–	–	–
4541	3	3	1	–	–	–	2	1	1	1	1	–	–	1	–	–	–	–
4631	–	2	–	–	–	–	–	2	–	–	–	–	–	–	–	–	–	–
4632	2	4	3	–	–	–	1	4	3	–	–	–	1	–	–	–	–	–

Capítulo 43 - Alagoas

43.1 - Quantidade de acidentes do trabalho liquidados, por consequência, segundo a Classificação Nacional de Atividades Econômicas (CNAE), no estado de Alagoas - 2014/2016

(continuação)

CNAE	QUANTIDADE DE ACIDENTES DO TRABALHO LIQUIDADOS																	
	Total			Consequência														
				Assistência Médica			Menos de 15 dias			Mais de 15 dias			Incapacidade Permanente			Óbito		
	2014	2015	2016	2014	2015	2016	2014	2015	2016	2014	2015	2016	2014	2015	2016	2014	2015	2016
4633	3	–	–	–	–	–	3	–	–	–	–	–	–	–	–	–	–	–
4634	–	–	1	–	–	–	–	–	1	–	–	–	–	–	–	–	–	–
4635	25	15	16	1	4	2	15	11	10	4	–	3	4	–	–	1	–	1
4636	1	1	–	–	–	–	–	–	–	1	1	–	–	–	–	–	–	–
4637	2	1	1	–	–	–	1	1	1	–	–	–	–	–	–	1	–	–
4639	23	39	27	1	–	–	16	25	20	6	12	6	–	–	–	–	2	1
4641	–	–	1	–	–	–	–	–	1	–	–	–	–	–	–	–	–	–
4643	2	–	1	–	–	–	1	–	1	1	–	–	–	–	–	–	–	–
4644	1	4	5	–	–	–	1	3	1	–	1	4	–	–	–	–	–	–
4646	3	4	5	–	–	–	2	3	1	1	1	4	–	–	–	–	–	–
4649	1	3	2	–	–	–	–	2	1	1	1	1	–	–	–	–	–	–
4662	2	–	–	–	–	–	1	–	–	1	–	–	–	–	–	–	–	–
4663	–	–	1	–	–	–	–	–	1	–	–	–	–	–	–	–	–	–
4672	2	4	–	–	1	–	–	2	–	1	1	–	1	–	–	–	–	–
4679	10	7	15	–	–	–	5	6	10	5	–	5	–	1	–	–	–	–
4681	–	2	1	–	–	1	–	2	–	–	–	–	–	–	–	–	–	–
4682	–	1	1	–	–	–	–	1	1	–	–	–	–	–	–	–	–	–
4686	–	1	1	–	–	–	–	–	1	–	1	–	–	–	–	–	–	–
4687	1	–	–	–	–	–	1	–	–	–	–	–	–	–	–	–	–	–
4689	–	3	–	–	2	–	–	1	–	–	–	–	–	–	–	–	–	–
4691	1	2	2	–	–	–	–	2	2	1	–	–	–	–	–	–	–	–
4693	4	5	5	–	–	–	2	5	4	2	–	1	–	–	–	–	–	–
4711	99	142	127	1	–	1	75	78	78	19	64	47	2	–	–	2	–	1
4712	13	4	4	1	–	–	7	3	4	2	1	–	3	–	–	–	–	–
4713	3	8	3	–	–	–	2	7	2	1	1	1	–	–	–	–	–	–
4721	2	2	2	–	–	–	1	–	2	1	2	–	–	–	–	–	–	–
4722	–	2	1	–	–	–	–	1	1	–	1	–	–	–	–	–	–	–
4723	1	3	1	–	–	–	–	3	1	–	–	–	1	–	–	–	–	–
4724	–	2	2	–	–	–	–	1	2	–	–	–	–	–	–	–	1	–
4729	–	1	1	–	–	–	–	1	1	–	–	–	–	–	–	–	–	–
4731	13	6	7	–	–	–	10	4	4	2	2	3	1	–	–	–	–	–
4741	2	1	2	–	–	–	2	1	2	–	–	–	–	–	–	–	–	–
4742	2	–	–	–	–	–	2	–	–	–	–	–	–	–	–	–	–	–
4743	6	2	4	–	–	–	4	2	4	1	–	–	1	–	–	–	–	–
4744	27	26	30	–	–	1	16	22	22	8	3	6	3	1	1	–	–	–
4751	2	–	–	–	–	–	–	–	–	1	–	–	1	–	–	–	–	–
4752	2	2	2	–	–	–	2	1	2	–	1	–	–	–	–	–	–	–
4753	5	4	2	–	–	–	4	3	2	1	1	–	–	–	–	–	–	–
4754	8	3	1	–	–	–	3	1	1	4	2	–	1	–	–	–	–	–
4755	3	3	3	–	1	–	1	2	2	1	–	1	1	–	–	–	–	–
4759	1	2	–	1	2	–	–	–	–	–	–	–	–	–	–	–	–	–
4761	2	–	1	–	–	–	2	–	1	–	–	–	–	–	–	–	–	–
4771	3	–	5	–	–	–	1	–	4	2	–	1	–	–	–	–	–	–
4772	–	–	1	–	–	–	–	–	1	–	–	–	–	–	–	–	–	–
4773	–	–	1	–	–	–	–	–	1	–	–	–	–	–	–	–	–	–
4774	4	1	–	–	–	–	1	–	–	3	1	–	–	–	–	–	–	–
4781	17	14	8	–	1	2	15	10	2	1	3	4	1	–	–	–	–	–
4782	4	1	1	–	–	–	3	1	–	1	–	1	–	–	–	–	–	–
4784	18	15	12	1	–	–	12	13	6	5	2	6	–	–	–	–	–	–
4789	9	4	5	–	–	1	4	4	4	5	–	–	–	–	–	–	–	–
4912	6	3	8	–	1	3	6	2	5	–	–	–	–	–	–	–	–	–
4921	35	41	49	1	–	1	18	22	14	7	18	34	9	–	–	–	1	–
4922	7	9	5	–	1	–	1	5	1	6	2	4	–	1	–	–	–	–
4929	3	–	2	–	–	–	1	–	2	1	–	–	1	–	–	–	–	–
4930	65	55	48	2	8	2	32	39	31	22	7	12	7	–	–	2	1	3
4940	–	1	1	–	1	–	–	–	–	–	–	1	–	–	–	–	–	–
5030	1	1	–	–	–	–	1	1	–	–	–	–	–	–	–	–	–	–
5111	10	5	6	1	–	–	2	2	3	7	3	3	–	–	–	–	–	–
5112	1	–	–	–	–	–	1	–	–	–	–	–	–	–	–	–	–	–
5211	5	5	6	–	1	–	–	–	–	5	4	6	–	–	–	–	–	–
5212	11	5	11	1	–	1	–	–	3	10	5	7	–	–	–	–	–	–
5221	1	–	–	–	–	–	–	–	–	1	–	–	–	–	–	–	–	–
5223	–	–	1	–	–	–	–	–	1	–	–	–	–	–	–	–	–	–
5229	2	–	–	–	–	–	–	–	–	1	–	–	1	–	–	–	–	–
5231	6	6	3	–	–	–	5	5	1	1	1	2	–	–	–	–	–	–
5232	–	1	1	–	–	–	–	–	–	–	1	1	–	–	–	–	–	–
5239	1	–	–	–	–	–	1	–	–	–	–	–	–	–	–	–	–	–
5240	3	4	1	–	–	–	3	3	1	–	1	–	–	–	–	–	–	–
5250	8	10	4	2	5	2	4	5	2	2	–	–	–	–	–	–	–	–
5310	144	196	95	36	52	29	94	133	59	10	6	7	4	–	–	–	5	–
5320	–	3	–	–	–	–	–	2	–	–	1	–	–	–	–	–	–	–
5510	57	37	35	2	–	–	46	30	31	7	7	4	1	–	–	1	–	–
5611	36	26	37	3	1	1	22	21	30	8	4	5	2	–	1	1	–	–
5620	10	4	6	1	–	1	5	2	4	4	2	1	–	–	–	–	–	–
5822	1	2	2	–	–	–	1	1	1	–	1	1	–	–	–	–	–	–
5914	1	2	1	–	–	–	1	2	1	–	–	–	–	–	–	–	–	–
6010	–	1	–	–	–	–	–	1	–	–	–	–	–	–	–	–	–	–
6021	1	2	4	–	–	–	–	–	4	–	2	–	1	–	–	–	–	–

Capítulo 43 - Alagoas

43.1 - Quantidade de acidentes do trabalho liquidados, por consequência, segundo a Classificação Nacional de Atividades Econômicas (CNAE), no estado de Alagoas - 2014/2016

(continuação)

CNAE	QUANTIDADE DE ACIDENTES DO TRABALHO LIQUIDADOS																	
	Total			Consequência														
				Assistência Médica			Menos de 15 dias			Mais de 15 dias			Incapacidade Permanente			Óbito		
	2014	2015	2016	2014	2015	2016	2014	2015	2016	2014	2015	2016	2014	2015	2016	2014	2015	2016
6110	3	–	–	1	–	–	2	–	–	–	–	–	–	–	–	–	–	–
6120	–	3	4	–	–	–	–	3	3	–	–	1	–	–	–	–	–	–
6190	1	3	2	–	–	–	1	1	1	–	2	1	–	–	–	–	–	–
6201	11	2	–	–	–	–	–	–	–	11	2	–	–	–	–	–	–	–
6203	–	–	1	–	–	–	–	–	1	–	–	–	–	–	–	–	–	–
6209	–	1	2	–	–	–	–	1	2	–	–	–	–	–	–	–	–	–
6311	2	1	1	–	–	–	–	–	1	2	1	–	–	–	–	–	–	–
6319	–	–	1	–	–	–	–	–	1	–	–	–	–	–	–	–	–	–
6421	11	5	7	2	–	–	6	3	7	2	2	–	1	–	–	–	–	–
6422	37	85	71	1	2	2	25	46	32	8	37	37	3	–	–	–	–	–
6423	21	2	2	9	–	–	9	2	2	1	–	–	2	–	–	–	–	–
6424	2	3	1	–	–	–	2	1	1	–	2	–	–	–	–	–	–	–
6434	1	–	–	–	–	–	1	–	–	–	–	–	–	–	–	–	–	–
6435	3	2	1	–	–	–	–	–	–	3	2	1	–	–	–	–	–	–
6462	2	–	–	–	–	–	1	–	–	–	–	–	1	–	–	–	–	–
6463	–	1	–	–	–	–	–	–	–	–	1	–	–	–	–	–	–	–
6512	1	–	3	–	–	–	–	–	2	1	–	1	–	–	–	–	–	–
6550	8	4	5	1	1	–	4	3	4	3	–	1	–	–	–	–	–	–
6619	1	1	–	–	–	–	1	–	–	–	1	–	–	–	–	–	–	–
6621	1	–	–	–	–	–	–	–	–	1	–	–	–	–	–	–	–	–
6630	1	–	–	–	–	–	–	–	–	1	–	–	–	–	–	–	–	–
6810	2	4	7	–	–	–	2	4	7	–	–	–	–	–	–	–	–	–
6821	1	–	–	–	–	–	1	–	–	–	–	–	–	–	–	–	–	–
6822	2	1	4	–	–	–	2	1	3	–	–	1	–	–	–	–	–	–
6911	1	–	–	–	–	–	1	–	–	–	–	–	–	–	–	–	–	–
6920	2	3	4	–	–	–	1	3	2	1	–	2	–	–	–	–	–	–
7010	1	–	–	–	–	–	–	–	–	1	–	–	–	–	–	–	–	–
7020	1	1	2	–	–	–	1	1	1	–	–	1	–	–	–	–	–	–
7112	12	4	12	4	–	–	6	4	10	2	–	2	–	–	–	–	–	–
7119	26	2	11	17	2	8	5	–	3	4	–	–	–	–	–	–	–	–
7120	1	2	3	–	–	2	1	2	1	–	–	–	–	–	–	–	–	–
7210	2	1	1	–	–	–	1	1	–	–	–	1	–	–	–	1	–	–
7220	–	–	1	–	–	–	–	–	1	–	–	–	–	–	–	–	–	–
7319	2	2	4	–	–	–	2	2	4	–	–	–	–	–	–	–	–	–
7420	1	27	9	–	–	1	–	–	–	1	27	8	–	–	–	–	–	–
7490	1	3	1	–	–	1	1	1	–	–	2	–	–	–	–	–	–	–
7711	1	1	4	–	–	–	–	1	3	–	–	1	1	–	–	–	–	–
7719	–	1	–	–	–	–	–	1	–	–	–	–	–	–	–	–	–	–
7721	1	–	–	–	–	–	–	–	–	1	–	–	–	–	–	–	–	–
7731	1	–	2	–	–	–	–	–	1	–	–	1	1	–	–	–	–	–
7732	3	3	3	–	–	–	2	3	3	1	–	–	–	–	–	–	–	–
7733	1	–	–	–	–	–	–	–	–	1	–	–	–	–	–	–	–	–
7739	4	5	5	–	2	1	4	3	4	–	–	–	–	–	–	–	–	–
7810	1	1	–	–	–	–	–	–	–	1	1	–	–	–	–	–	–	–
7820	11	2	1	–	–	–	8	2	–	3	–	1	–	–	–	–	–	–
7830	–	2	6	–	–	2	–	2	3	–	–	1	–	–	–	–	–	–
7911	–	3	1	–	–	–	–	3	–	–	–	1	–	–	–	–	–	–
8011	43	30	25	–	1	–	36	21	18	5	8	6	1	–	–	1	–	1
8012	17	33	29	–	–	–	13	26	20	4	7	9	–	–	–	–	–	–
8020	5	8	7	–	–	–	3	6	4	2	2	3	–	–	–	–	–	–
8030	3	–	–	–	–	–	–	–	–	3	–	–	–	–	–	–	–	–
8111	–	1	3	–	–	–	–	–	3	–	1	–	–	–	–	–	–	–
8112	14	17	8	–	1	–	10	14	8	2	2	–	1	–	–	1	–	–
8121	8	16	20	–	–	–	6	7	12	1	9	8	1	–	–	–	–	–
8122	–	1	–	–	–	–	–	1	–	–	–	–	–	–	–	–	–	–
8129	17	–	2	15	–	–	2	–	1	–	–	–	–	–	1	–	–	–
8130	1	2	–	–	–	–	–	–	–	1	2	–	–	–	–	–	–	–
8211	2	4	3	–	–	–	1	3	3	1	1	–	–	–	–	–	–	–
8219	–	–	1	–	–	–	–	–	–	–	–	1	–	–	–	–	–	–
8220	2	33	93	–	–	3	2	23	52	–	10	37	–	–	–	–	–	1
8230	3	–	2	–	–	–	2	–	1	1	–	1	–	–	–	–	–	–
8291	–	1	1	–	–	–	–	–	–	–	1	1	–	–	–	–	–	–
8292	1	4	2	–	–	–	–	3	2	1	1	–	–	–	–	–	–	–
8299	13	8	8	1	–	–	8	7	5	3	1	3	1	–	–	–	–	–
8411	22	17	25	2	–	3	13	9	13	2	2	5	4	6	3	1	–	1
8423	–	1	1	–	–	–	–	1	–	–	–	1	–	–	–	–	–	–
8424	–	–	3	–	–	–	–	–	3	–	–	–	–	–	–	–	–	–
8511	49	8	3	–	–	1	–	–	–	48	8	2	1	–	–	–	–	–
8512	2	11	6	–	1	2	1	10	3	–	–	1	1	–	–	–	–	–
8513	16	9	17	2	2	3	14	6	14	–	1	–	–	–	–	–	–	–
8520	5	–	2	–	–	–	1	–	2	2	–	–	2	–	–	–	–	–
8531	–	3	3	–	–	–	–	–	1	–	3	2	–	–	–	–	–	–
8532	18	19	19	7	9	14	9	9	4	1	1	1	1	–	–	–	–	–
8541	1	–	1	–	–	1	–	–	–	–	–	–	1	–	–	–	–	–
8593	1	–	1	–	–	–	1	–	1	–	–	–	–	–	–	–	–	–
8599	11	15	7	–	–	1	9	13	6	2	2	–	–	–	–	–	–	–
8610	344	396	409	149	155	178	182	214	194	4	27	37	9	–	–	–	–	–
8630	1	1	2	–	–	1	–	1	1	1	–	–	–	–	–	–	–	–

Capítulo 43 - Alagoas

43.1 - Quantidade de acidentes do trabalho liquidados, por consequência, segundo a Classificação Nacional de Atividades Econômicas (CNAE), no estado de Alagoas - 2014/2016

(conclusão)

CNAE	QUANTIDADE DE ACIDENTES DO TRABALHO LIQUIDADOS																	
	Total			Consequência														
				Assistência Médica			Menos de 15 dias			Mais de 15 dias			Incapacidade Permanente			Óbito		
	2014	2015	2016	2014	2015	2016	2014	2015	2016	2014	2015	2016	2014	2015	2016	2014	2015	2016
8640	4	16	24	2	8	11	2	6	13	–	2	–	–	–	–	–	–	–
8650	12	7	33	7	1	21	4	4	4	1	2	8	–	–	–	–	–	–
8660	1	5	11	–	–	4	1	5	7	–	–	–	–	–	–	–	–	–
8690	–	–	2	–	–	–	–	–	2	–	–	–	–	–	–	–	–	–
8712	–	1	1	–	–	–	–	1	1	–	–	–	–	–	–	–	–	–
8720	–	–	2	–	–	–	–	–	2	–	–	–	–	–	–	–	–	–
8730	3	3	4	–	1	–	3	1	2	–	1	2	–	–	–	–	–	–
8800	13	13	12	2	4	3	10	8	9	1	1	–	–	–	–	–	–	–
9102	–	1	–	–	–	–	–	1	–	–	–	–	–	–	–	–	–	–
9312	1	2	1	–	–	–	–	1	1	–	1	–	1	–	–	–	–	–
9313	–	–	1	–	–	–	–	–	1	–	–	–	–	–	–	–	–	–
9319	2	1	–	–	–	–	2	1	–	–	–	–	–	–	–	–	–	–
9321	1	1	1	–	–	–	–	1	–	1	–	1	–	–	–	–	–	–
9430	11	14	15	–	–	–	7	5	7	1	9	7	3	–	–	–	–	1
9491	5	2	5	–	–	–	3	1	1	1	–	2	1	1	2	–	–	–
9499	4	9	20	–	–	–	4	9	14	–	–	6	–	–	–	–	–	–
9511	–	3	1	–	–	–	–	2	–	–	1	1	–	–	–	–	–	–
9512	1	1	–	–	–	–	1	1	–	–	–	–	–	–	–	–	–	–
9521	2	–	–	–	–	–	1	–	–	–	–	–	–	–	–	1	–	–
9529	2	–	–	–	–	–	–	–	–	1	–	–	1	–	–	–	–	–
9601	1	1	3	–	–	–	–	1	2	1	–	1	–	–	–	–	–	–
9602	2	1	1	–	–	–	1	–	–	–	1	1	1	–	–	–	–	–
9603	2	6	4	–	1	–	2	4	2	–	1	2	–	–	–	–	–	–
9609	1	–	–	–	–	–	1	–	–	–	–	–	–	–	–	–	–	–
Ignorado	1.637	1.006	1.072	–	–	–	4	1	7	1.605	839	915	28	166	150	–	–	–

Fonte: DATAPREV, CAT, SUB.
Nota: Os dados são preliminares, estando sujeitos a correções.

Capítulo 43 - Alagoas

43.2 - Quantidade mensal de acidentes do trabalho liquidados, por consequência, no estado de Alagoas - 2014/2016

MESES	QUANTIDADE DE ACIDENTES DO TRABALHO LIQUIDADOS																	
	Total			Consequência														
				Assistência Médica			Menos de 15 dias			Mais de 15 dias			Incapacidade Permanente			Óbito		
	2014	2015	2016	2014	2015	2016	2014	2015	2016	2014	2015	2016	2014	2015	2016	2014	2015	2016
TOTAL	**6.194**	**5.206**	**4.625**	**590**	**555**	**522**	**2.956**	**2.979**	**2.396**	**2.373**	**1.462**	**1.521**	**240**	**182**	**167**	**35**	**28**	**19**
Janeiro	646	643	442	32	45	45	342	370	253	246	206	131	19	21	12	7	1	1
Fevereiro	616	498	450	37	48	34	318	286	236	234	145	164	21	17	14	6	2	2
Março	516	569	413	35	43	44	263	324	204	192	164	153	24	33	12	2	5	–
Abril	405	413	304	29	25	33	172	244	112	183	125	142	18	18	15	3	1	2
Maio	422	325	329	37	47	39	162	168	128	200	93	134	19	16	27	4	1	1
Junho	388	297	340	50	49	54	129	145	153	189	81	112	17	20	18	3	2	3
Julho	455	359	351	56	34	52	177	189	160	204	119	130	18	16	8	–	1	1
Agosto	455	350	344	50	47	55	197	188	159	181	102	114	23	12	16	4	1	–
Setembro	496	381	339	42	59	40	234	206	163	196	111	120	23	5	14	1	–	2
Outubro	612	427	443	72	49	28	294	243	292	220	117	112	26	14	9	–	4	2
Novembro	614	525	452	70	60	35	353	343	299	171	108	108	18	7	8	2	7	2
Dezembro	569	419	418	80	49	63	315	273	237	157	91	101	14	3	14	3	3	3

Fonte: DATAPREV, CAT, SUB.
Nota: Os dados são preliminares, estando sujeitos a correções.

DISTRIBUIÇÃO DE ACIDENTES DO TRABALHO LIQUIDADOS, POR CONSEQUÊNCIA, NO ESTADO DE ALAGOAS - 2016

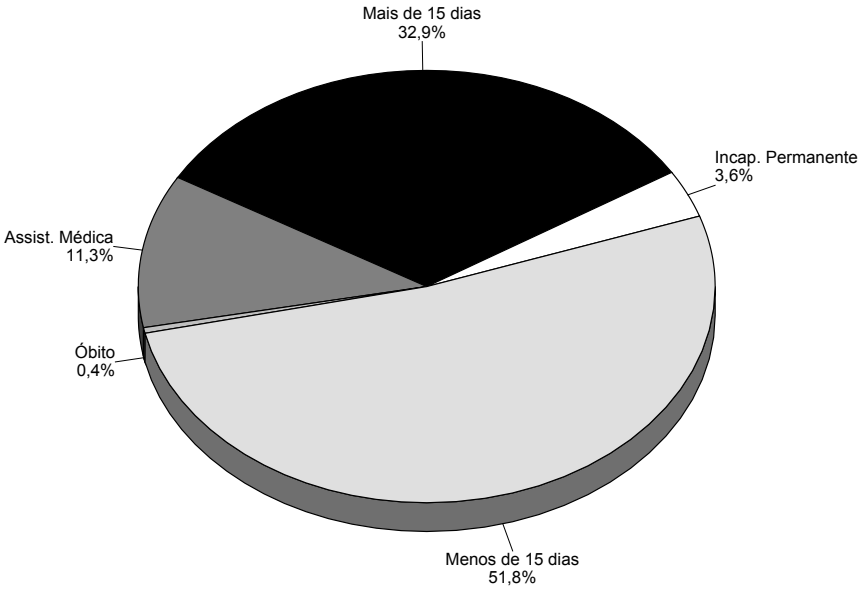

Fonte: DATAPREV, CAT, SUB.

Capítulo 44 - Sergipe

44.1 - Quantidade de acidentes do trabalho liquidados, por consequência, segundo a Classificação Nacional de Atividades Econômicas (CNAE), no estado de Sergipe - 2014/2016

(continua)

CNAE	QUANTIDADE DE ACIDENTES DO TRABALHO LIQUIDADOS																	
	Total			Consequência														
				Assistência Médica			Menos de 15 dias			Mais de 15 dias			Incapacidade Permanente			Óbito		
	2014	2015	2016	2014	2015	2016	2014	2015	2016	2014	2015	2016	2014	2015	2016	2014	2015	2016
TOTAL	**3.348**	**2.910**	**2.740**	**642**	**517**	**581**	**1.503**	**1.516**	**1.373**	**1.073**	**784**	**716**	**111**	**79**	**62**	**19**	**14**	**8**
0111	7	–	–	–	–	–	–	–	–	7	–	–	–	–	–	–	–	–
0112	–	1	1	–	–	–	–	–	–	–	1	1	–	–	–	–	–	–
0113	17	20	18	1	–	–	11	15	14	4	5	4	1	–	–	–	–	–
0114	1	–	–	–	–	–	–	–	–	1	–	–	–	–	–	–	–	–
0116	–	2	–	–	–	–	–	–	–	–	2	–	–	–	–	–	–	–
0119	–	1	–	–	–	–	–	–	–	–	1	–	–	–	–	–	–	–
0122	–	1	–	–	–	–	–	–	–	–	–	–	–	1	–	–	–	–
0131	–	3	2	–	–	–	–	2	1	–	1	–	–	–	1	–	–	–
0132	–	1	3	–	–	–	–	–	–	–	–	–	–	1	3	–	–	–
0133	3	4	4	–	–	–	1	2	1	2	1	3	–	1	–	–	–	–
0135	–	–	1	–	–	–	–	–	–	–	–	–	–	–	1	–	–	–
0139	1	–	–	–	–	–	1	–	–	–	–	–	–	–	–	–	–	–
0141	1	1	2	–	–	–	1	1	–	–	–	2	–	–	–	–	–	–
0151	3	–	–	–	–	–	2	–	–	1	–	–	–	–	–	–	–	–
0153	–	1	–	–	–	–	–	–	–	–	–	–	–	1	–	–	–	–
0155	3	11	11	–	–	1	2	8	10	1	3	–	–	–	–	–	–	–
0161	4	2	1	1	1	–	2	–	1	1	1	–	–	–	–	–	–	–
0162	1	–	2	–	–	–	–	–	1	1	–	–	–	–	1	–	–	–
0210	2	4	–	–	–	–	1	4	–	1	–	–	–	–	–	–	–	–
0322	1	–	–	–	–	–	1	–	–	–	–	–	–	–	–	–	–	–
0600	84	69	94	64	60	69	15	9	25	4	–	–	1	–	–	–	–	–
0810	7	2	5	1	–	–	4	2	3	2	–	2	–	–	–	–	–	–
0891	11	10	7	3	2	2	4	6	4	4	2	1	–	–	–	–	–	–
0910	29	20	12	17	16	3	11	4	5	–	–	4	1	–	–	–	–	–
1012	5	7	7	–	1	–	–	5	7	5	1	–	–	–	–	–	–	–
1031	2	3	3	–	–	–	1	2	3	–	–	–	1	–	–	–	1	–
1033	13	5	23	3	1	–	7	4	21	3	–	2	–	–	–	–	–	–
1052	15	12	6	1	1	–	13	11	3	1	–	3	–	–	–	–	–	–
1053	1	1	–	–	–	–	–	1	–	1	–	–	–	–	–	–	–	–
1061	1	–	–	–	–	–	1	–	–	–	–	–	–	–	–	–	–	–
1062	5	3	4	–	1	–	5	1	4	–	1	–	–	–	–	–	–	–
1064	4	2	4	–	–	–	4	2	3	–	–	1	–	–	–	–	–	–
1066	–	1	–	–	–	–	–	–	–	–	1	–	–	–	–	–	–	–
1069	1	3	3	–	–	–	1	3	1	–	–	2	–	–	–	–	–	–
1071	5	7	1	1	–	–	2	5	–	2	2	1	–	–	–	–	–	–
1081	3	5	6	1	–	1	2	4	5	–	1	–	–	–	–	–	–	–
1091	5	4	6	–	–	–	3	1	3	1	3	3	1	–	–	–	–	–
1092	48	12	3	45	8	1	1	–	1	1	4	1	1	–	–	–	–	–
1094	1	–	–	–	–	–	–	–	–	–	–	–	1	–	–	–	–	–
1096	1	–	–	–	–	–	–	–	–	1	–	–	–	–	–	–	–	–
1099	9	5	5	–	–	–	7	4	3	2	1	2	–	–	–	–	–	–
1113	12	11	2	11	7	1	1	1	–	–	2	1	–	1	–	–	–	–
1121	5	2	1	–	–	–	4	1	1	1	1	–	–	–	–	–	–	–
1122	–	2	–	–	–	–	–	1	–	–	1	–	–	–	–	–	–	–
1220	–	2	–	–	–	–	–	1	–	–	1	–	–	–	–	–	–	–
1311	1	7	6	–	–	–	1	5	5	–	2	1	–	–	–	–	–	–
1312	1	1	–	–	–	–	1	–	–	–	1	–	–	–	–	–	–	–
1321	55	39	36	1	4	4	49	31	31	5	3	1	–	–	–	–	1	–
1330	1	1	–	–	–	–	–	1	–	–	–	–	1	–	–	–	–	–
1351	17	17	23	1	–	–	10	14	22	6	3	1	–	–	–	–	–	–
1354	1	–	–	–	–	–	–	–	–	–	–	–	1	–	–	–	–	–
1411	4	2	4	–	–	–	1	1	4	1	–	–	2	1	–	–	–	–
1412	12	14	8	–	2	–	10	9	6	2	3	2	–	–	–	–	–	–
1413	2	1	2	–	–	–	1	1	1	1	–	1	–	–	–	–	–	–
1421	1	–	–	–	–	–	–	–	–	–	–	–	1	–	–	–	–	–
1531	55	69	42	–	–	–	51	59	34	4	10	8	–	–	–	–	–	–
1533	13	10	8	5	3	5	7	6	2	–	1	1	–	–	–	1	–	–
1540	–	1	–	–	–	–	–	1	–	–	–	–	–	–	–	–	–	–
1610	1	–	1	–	–	–	–	–	–	–	–	1	1	–	–	–	–	–
1621	1	–	–	–	–	–	1	–	–	–	–	–	–	–	–	–	–	–
1622	9	5	4	1	–	–	3	4	4	4	1	–	1	–	–	–	–	–
1721	3	5	1	–	–	–	2	3	1	1	2	–	–	–	–	–	–	–
1731	2	2	1	–	–	–	–	–	–	2	2	1	–	–	–	–	–	–
1742	3	1	–	–	–	–	1	–	–	1	–	–	1	1	–	–	–	–
1811	1	–	–	–	–	–	–	–	–	1	–	–	–	–	–	–	–	–
1812	3	2	1	–	–	–	–	–	–	3	2	1	–	–	–	–	–	–
1813	2	1	2	–	–	–	2	1	2	–	–	–	–	–	–	–	–	–
1822	1	1	–	–	–	–	1	1	–	–	–	–	–	–	–	–	–	–
1921	11	19	14	8	10	6	2	7	6	1	2	2	–	–	–	–	–	–
1931	23	22	14	–	–	–	17	15	9	5	7	4	1	–	–	–	–	1
2013	41	42	23	17	16	12	22	24	10	2	2	1	–	–	–	–	–	–
2014	–	3	–	–	–	–	–	3	–	–	–	–	–	–	–	–	–	–

Capítulo 44 - Sergipe

44.1 - Quantidade de acidentes do trabalho liquidados, por consequência, segundo a Classificação Nacional de Atividades Econômicas (CNAE), no estado de Sergipe - 2014/2016

(continuação)

CNAE	QUANTIDADE DE ACIDENTES DO TRABALHO LIQUIDADOS																	
	Total			Consequência														
				Assistência Médica			Menos de 15 dias			Mais de 15 dias			Incapacidade Permanente			Óbito		
	2014	2015	2016	2014	2015	2016	2014	2015	2016	2014	2015	2016	2014	2015	2016	2014	2015	2016
2022	1	–	–	–	–	–	–	–	–	1	–	–	–	–	–	–	–	–
2061	–	7	5	–	–	–	–	7	3	–	–	2	–	–	–	–	–	–
2063	10	11	13	–	–	–	10	10	13	–	1	–	–	–	–	–	–	–
2071	3	–	–	–	–	–	3	–	–	–	–	–	–	–	–	–	–	–
2073	2	–	–	–	–	–	1	–	–	–	–	–	1	–	–	–	–	–
2091	1	–	–	–	–	–	–	–	–	1	–	–	–	–	–	–	–	–
2212	1	1	3	–	–	–	–	1	3	–	–	–	1	–	–	–	–	–
2219	1	1	–	–	–	–	–	–	–	1	1	–	–	–	–	–	–	–
2222	7	1	2	–	–	–	2	1	–	4	–	2	1	–	–	–	–	–
2229	6	6	1	–	–	–	1	3	–	5	3	1	–	–	–	–	–	–
2312	–	3	–	–	–	–	–	2	–	–	1	–	–	–	–	–	–	–
2319	–	–	1	–	–	–	–	–	–	–	–	1	–	–	–	–	–	–
2320	13	8	6	4	–	2	7	5	4	1	3	–	1	–	–	–	–	–
2330	5	2	6	–	–	–	3	1	4	2	1	2	–	–	–	–	–	–
2342	17	17	13	–	–	1	7	13	7	7	4	5	3	–	–	–	–	–
2391	7	4	10	–	–	–	2	4	7	4	–	3	1	–	–	–	–	–
2392	4	5	5	2	2	5	2	3	–	–	–	–	–	–	–	–	–	–
2399	–	1	–	–	–	–	–	1	–	–	–	–	–	–	–	–	–	–
2424	2	–	2	–	–	–	2	–	2	–	–	–	–	–	–	–	–	–
2431	1	–	–	–	–	–	1	–	–	–	–	–	–	–	–	–	–	–
2441	–	–	1	–	–	–	–	–	1	–	–	–	–	–	–	–	–	–
2511	4	17	3	–	1	–	2	12	3	2	4	–	–	–	–	–	–	–
2512	6	3	–	–	–	–	5	1	–	1	2	–	–	–	–	–	–	–
2521	–	–	1	–	–	–	–	–	–	–	–	1	–	–	–	–	–	–
2539	1	2	–	–	–	–	1	1	–	–	1	–	–	–	–	–	–	–
2542	–	1	–	–	–	–	–	1	–	–	–	–	–	–	–	–	–	–
2591	9	5	5	6	4	5	2	1	–	1	–	–	–	–	–	–	–	–
2592	–	–	1	–	–	–	–	–	–	–	–	1	–	–	–	–	–	–
2593	2	–	–	–	–	–	1	–	–	1	–	–	–	–	–	–	–	–
2610	–	–	1	–	–	–	–	–	1	–	–	–	–	–	–	–	–	–
2622	2	–	1	–	–	–	2	–	1	–	–	–	–	–	–	–	–	–
2731	2	1	–	–	–	–	1	1	–	–	–	–	–	–	–	1	–	–
2759	9	5	3	–	–	–	6	3	2	2	2	1	1	–	–	–	–	–
2811	1	–	–	–	–	–	–	–	–	1	–	–	–	–	–	–	–	–
2829	1	1	–	–	–	–	–	1	–	1	–	–	–	–	–	–	–	–
2840	1	–	1	–	–	–	1	–	1	–	–	–	–	–	–	–	–	–
2851	4	1	–	2	1	–	2	–	–	–	–	–	–	–	–	–	–	–
2862	–	–	1	–	–	–	–	–	1	–	–	–	–	–	–	–	–	–
2930	9	9	2	–	–	–	4	6	1	4	3	1	–	–	–	1	–	–
2945	11	18	12	1	–	–	8	10	8	2	8	4	–	–	–	–	–	–
3101	13	5	9	–	–	–	9	5	6	4	–	3	–	–	–	–	–	–
3102	1	7	2	–	–	–	1	5	1	–	2	1	–	–	–	–	–	–
3104	2	2	–	–	–	–	2	1	–	–	1	–	–	–	–	–	–	–
3212	3	–	1	–	–	–	1	–	1	2	–	–	–	–	–	–	–	–
3230	1	–	–	–	–	–	–	–	–	1	–	–	–	–	–	–	–	–
3240	1	1	1	–	–	–	–	–	–	–	1	1	1	–	–	–	–	–
3250	–	1	1	–	–	–	–	1	–	–	–	1	–	–	–	–	–	–
3291	1	–	–	–	–	–	–	–	–	1	–	–	–	–	–	–	–	–
3299	–	1	–	–	–	–	–	1	–	–	–	–	–	–	–	–	–	–
3312	1	1	–	–	–	–	–	–	–	1	1	–	–	–	–	–	–	–
3313	1	–	–	–	–	–	–	–	–	–	–	–	1	–	–	–	–	–
3314	3	7	1	2	1	–	1	5	1	–	1	–	–	–	–	–	–	–
3317	3	–	–	2	–	–	1	–	–	–	–	–	–	–	–	–	–	–
3321	–	2	–	–	1	–	–	1	–	–	–	–	–	–	–	–	–	–
3511	10	4	4	–	1	1	3	3	3	7	–	–	–	–	–	–	–	–
3514	49	65	55	3	3	13	41	55	35	5	7	7	–	–	–	–	–	–
3520	1	1	–	1	–	–	–	1	–	–	–	–	–	–	–	–	–	–
3600	25	37	26	3	12	2	20	24	22	1	–	2	1	–	–	–	1	–
3702	–	1	–	–	–	–	–	1	–	–	–	–	–	–	–	–	–	–
3811	167	101	93	30	18	16	130	80	66	7	3	11	–	–	–	–	–	–
3812	–	1	–	–	–	–	–	–	–	–	1	–	–	–	–	–	–	–
3821	1	–	4	–	–	–	1	–	4	–	–	–	–	–	–	–	–	–
3832	1	1	–	–	–	–	–	1	–	–	–	–	1	–	–	–	–	–
3839	–	19	8	–	6	2	–	13	5	–	–	1	–	–	–	–	–	–
4110	99	85	57	4	5	–	81	73	49	14	7	8	–	–	–	–	–	–
4120	175	130	89	14	3	3	118	87	62	36	38	22	5	–	–	2	2	2
4211	7	4	3	1	1	–	4	–	2	1	3	1	1	–	–	–	–	–
4212	15	2	1	–	–	–	11	1	1	4	1	–	–	–	–	–	–	–
4213	1	1	2	–	–	–	1	1	1	–	–	–	–	–	–	–	–	1
4221	39	29	14	2	–	1	16	17	11	20	12	2	–	–	–	1	–	–
4222	7	6	1	3	1	–	3	1	–	1	4	1	–	–	–	–	–	–
4223	–	1	1	–	–	–	–	1	1	–	–	–	–	–	–	–	–	–
4292	10	9	8	6	2	2	3	5	2	–	2	4	1	–	–	–	–	–
4299	3	2	1	2	–	1	1	1	–	–	–	–	–	1	–	–	–	–

Capítulo 44 - Sergipe

44.1 - Quantidade de acidentes do trabalho liquidados, por consequência, segundo a Classificação Nacional de Atividades Econômicas (CNAE), no estado de Sergipe - 2014/2016

(continuação)

CNAE	QUANTIDADE DE ACIDENTES DO TRABALHO LIQUIDADOS																	
	Total			Consequência														
				Assistência Médica			Menos de 15 dias			Mais de 15 dias			Incapacidade Permanente			Óbito		
	2014	2015	2016	2014	2015	2016	2014	2015	2016	2014	2015	2016	2014	2015	2016	2014	2015	2016
4311	–	1	–	–	–	–	–	1	–	–	–	–	–	–	–	–	–	–
4312	1	2	1	–	1	–	–	1	–	1	–	1	–	–	–	–	–	–
4313	6	5	2	2	2	–	3	3	2	–	–	–	1	–	–	–	–	–
4319	1	–	–	1	–	–	–	–	–	–	–	–	–	–	–	–	–	–
4321	19	18	16	4	3	6	9	13	3	3	2	7	–	–	–	3	–	–
4322	2	2	6	–	–	–	2	1	5	–	1	1	–	–	–	–	–	–
4329	5	5	5	1	–	2	3	4	2	–	1	1	1	–	–	–	–	–
4330	7	6	3	–	2	–	4	1	2	3	3	1	–	–	–	–	–	–
4391	–	1	–	–	–	–	–	1	–	–	–	–	–	–	–	–	–	–
4399	9	20	8	1	5	2	6	13	3	2	–	3	–	–	–	–	2	–
4511	5	8	5	–	–	1	3	7	4	2	–	–	–	–	–	–	1	–
4520	3	1	3	–	1	–	1	–	2	2	–	1	–	–	–	–	–	–
4530	8	19	22	–	–	1	4	13	17	3	6	4	1	–	–	–	–	–
4541	3	6	4	2	1	–	–	4	2	1	1	2	–	–	–	–	–	–
4615	–	–	1	–	–	–	–	–	1	–	–	–	–	–	–	–	–	–
4617	3	2	2	–	–	–	3	1	1	–	1	1	–	–	–	–	–	–
4619	1	–	–	–	–	–	1	–	–	–	–	–	–	–	–	–	–	–
4631	1	–	1	–	–	–	1	–	1	–	–	–	–	–	–	–	–	–
4632	1	–	–	–	–	–	1	–	–	–	–	–	–	–	–	–	–	–
4633	–	–	2	–	–	–	–	–	1	–	–	1	–	–	–	–	–	–
4634	–	1	–	–	–	–	–	–	–	–	1	–	–	–	–	–	–	–
4635	33	28	29	–	3	4	22	23	18	10	2	7	–	–	–	1	–	–
4636	–	–	1	–	–	–	–	–	1	–	–	–	–	–	–	–	–	–
4637	1	1	4	–	–	–	1	1	4	–	–	–	–	–	–	–	–	–
4639	2	–	5	–	–	–	–	–	4	2	–	1	–	–	–	–	–	–
4641	–	1	–	–	–	–	–	–	–	–	1	–	–	–	–	–	–	–
4643	1	–	1	–	–	–	1	–	1	–	–	–	–	–	–	–	–	–
4644	1	–	–	–	–	–	1	–	–	–	–	–	–	–	–	–	–	–
4645	2	2	–	–	1	–	1	1	–	1	–	–	–	–	–	–	–	–
4646	–	2	3	–	–	1	–	2	1	–	–	1	–	–	–	–	–	–
4647	1	–	–	–	–	–	1	–	–	–	–	–	–	–	–	–	–	–
4649	1	–	–	–	–	–	–	–	–	1	–	–	–	–	–	–	–	–
4652	–	–	1	–	–	–	–	–	1	–	–	–	–	–	–	–	–	–
4661	–	–	1	–	–	–	–	–	1	–	–	–	–	–	–	–	–	–
4662	1	–	–	–	–	–	–	–	–	1	–	–	–	–	–	–	–	–
4665	3	1	1	–	–	–	3	1	1	–	–	–	–	–	–	–	–	–
4669	2	–	1	–	–	–	–	–	1	2	–	–	–	–	–	–	–	–
4671	–	1	1	–	–	–	–	–	1	–	–	–	–	1	–	–	–	–
4672	–	1	2	–	–	–	–	–	1	–	1	1	–	–	–	–	–	–
4673	–	1	1	–	1	–	–	–	–	–	–	1	–	–	–	–	–	–
4674	1	–	–	–	–	–	–	–	–	1	–	–	–	–	–	–	–	–
4679	6	–	1	1	–	1	4	–	–	1	–	–	–	–	–	–	–	–
4681	4	3	2	1	–	–	3	3	2	–	–	–	–	–	–	–	–	–
4683	–	–	1	–	–	–	–	–	1	–	–	–	–	–	–	–	–	–
4684	1	3	1	–	2	–	1	1	1	–	–	–	–	–	–	–	–	–
4685	–	1	–	–	–	–	–	1	–	–	–	–	–	–	–	–	–	–
4686	2	3	–	–	–	–	–	1	–	2	2	–	–	–	–	–	–	–
4687	–	1	1	–	–	–	–	1	1	–	–	–	–	–	–	–	–	–
4691	2	10	16	–	–	2	1	9	12	1	1	1	–	–	–	–	–	1
4693	7	9	4	–	–	–	4	7	3	3	2	1	–	–	–	–	–	–
4711	57	81	96	2	1	1	46	59	73	7	20	21	2	1	–	–	–	1
4712	6	5	6	–	–	–	2	2	3	4	3	3	–	–	–	–	–	–
4713	3	7	5	1	2	1	2	5	4	–	–	–	–	–	–	–	–	–
4721	–	2	1	–	–	–	–	2	1	–	–	–	–	–	–	–	–	–
4722	–	1	–	–	–	–	–	1	–	–	–	–	–	–	–	–	–	–
4724	–	–	1	–	–	–	–	–	1	–	–	–	–	–	–	–	–	–
4729	1	–	3	–	–	–	1	–	2	–	–	1	–	–	–	–	–	–
4731	6	18	11	–	–	–	4	16	10	2	1	1	–	–	–	–	1	–
4732	1	–	–	–	–	–	–	–	–	–	–	–	1	–	–	–	–	–
4741	–	1	1	–	–	–	–	–	–	–	1	1	–	–	–	–	–	–
4742	3	–	2	–	–	–	3	–	2	–	–	–	–	–	–	–	–	–
4743	3	3	–	–	–	–	2	2	–	1	1	–	–	–	–	–	–	–
4744	25	20	12	–	–	–	11	13	8	11	7	4	2	–	–	1	–	–
4751	3	1	–	–	–	–	–	1	–	3	–	–	–	–	–	–	–	–
4752	–	–	2	–	–	–	–	–	2	–	–	–	–	–	–	–	–	–
4753	5	2	2	–	–	–	5	2	1	–	–	1	–	–	–	–	–	–
4754	8	8	8	–	–	–	5	5	4	2	3	4	1	–	–	–	–	–
4755	4	–	1	–	–	–	2	–	1	1	–	–	1	–	–	–	–	–
4757	3	–	–	–	–	–	2	–	–	1	–	–	–	–	–	–	–	–
4759	3	2	–	–	–	–	2	1	–	1	1	–	–	–	–	–	–	–
4761	1	1	2	–	–	–	–	1	1	1	–	1	–	–	–	–	–	–
4763	3	–	–	–	–	–	3	–	–	–	–	–	–	–	–	–	–	–
4771	11	4	10	–	–	–	7	4	8	3	–	2	–	–	–	1	–	–
4772	3	1	1	–	–	–	2	–	–	1	1	1	–	–	–	–	–	–

Capítulo 44 - Sergipe

44.1 - Quantidade de acidentes do trabalho liquidados, por consequência, segundo a Classificação Nacional de Atividades Econômicas (CNAE), no estado de Sergipe - 2014/2016

(continuação)

CNAE	QUANTIDADE DE ACIDENTES DO TRABALHO LIQUIDADOS																	
	Total			Consequência														
				Assistência Médica			Menos de 15 dias			Mais de 15 dias			Incapacidade Permanente			Óbito		
	2014	2015	2016	2014	2015	2016	2014	2015	2016	2014	2015	2016	2014	2015	2016	2014	2015	2016
4773	–	3	2	–	1	–	–	2	2	–	–	–	–	–	–	–	–	–
4774	2	1	–	1	–	–	–	1	–	1	–	–	–	–	–	–	–	–
4781	4	4	7	1	1	–	3	1	5	–	2	2	–	–	–	–	–	–
4782	2	4	1	–	–	–	1	3	–	1	1	1	–	–	–	–	–	–
4784	10	2	2	–	–	–	6	2	–	2	–	2	2	–	–	–	–	–
4789	4	4	2	–	–	–	3	4	2	1	–	–	–	–	–	–	–	–
4921	42	66	69	1	2	2	25	42	44	12	21	22	4	–	–	–	1	1
4922	10	2	1	–	–	–	7	–	–	2	2	1	1	–	–	–	–	–
4929	5	1	–	1	–	–	2	1	–	1	–	–	–	–	–	1	–	–
4930	41	31	38	6	8	13	17	18	19	14	3	6	3	–	–	1	2	–
4940	–	4	–	–	4	–	–	–	–	–	–	–	–	–	–	–	–	–
5030	5	6	3	2	2	1	2	1	1	–	3	1	1	–	–	–	–	–
5111	3	1	3	–	–	–	3	1	2	–	–	1	–	–	–	–	–	–
5112	2	–	–	–	–	–	2	–	–	–	–	–	–	–	–	–	–	–
5212	25	16	14	–	1	2	1	1	1	24	14	11	–	–	–	–	–	–
5222	–	–	1	–	–	–	–	–	1	–	–	–	–	–	–	–	–	–
5223	3	–	1	1	–	–	1	–	1	1	–	–	–	–	–	–	–	–
5229	1	–	–	–	–	–	–	–	–	1	–	–	–	–	–	–	–	–
5231	2	1	1	–	1	–	1	–	1	–	–	–	1	–	–	–	–	–
5232	2	–	–	–	–	–	–	–	–	2	–	–	–	–	–	–	–	–
5239	1	–	–	–	–	–	1	–	–	–	–	–	–	–	–	–	–	–
5240	5	3	2	–	–	–	3	2	2	2	1	–	–	–	–	–	–	–
5250	1	1	1	–	–	–	1	1	–	–	–	1	–	–	–	–	–	–
5310	61	80	42	6	4	–	51	63	32	3	13	10	1	–	–	–	–	–
5320	–	–	5	–	–	1	–	–	2	–	–	2	–	–	–	–	–	–
5510	15	5	14	–	–	2	12	4	11	3	1	1	–	–	–	–	–	–
5611	21	15	29	2	2	1	11	8	23	8	5	5	–	–	–	–	–	–
5620	8	11	6	1	3	3	5	6	3	2	2	–	–	–	–	–	–	–
5822	8	1	2	–	–	–	7	1	1	1	–	1	–	–	–	–	–	–
5829	1	–	–	–	–	–	1	–	–	–	–	–	–	–	–	–	–	–
5911	–	1	–	–	–	–	–	–	–	–	1	–	–	–	–	–	–	–
6010	4	2	1	–	–	–	4	–	1	–	2	–	–	–	–	–	–	–
6021	6	1	1	–	–	–	5	1	1	1	–	–	–	–	–	–	–	–
6022	–	1	1	–	–	–	–	1	1	–	–	–	–	–	–	–	–	–
6110	4	2	–	3	–	–	1	2	–	–	–	–	–	–	–	–	–	–
6120	1	–	1	–	–	–	1	–	–	–	–	1	–	–	–	–	–	–
6141	1	–	–	–	–	–	1	–	–	–	–	–	–	–	–	–	–	–
6190	1	1	–	–	–	–	1	–	–	–	1	–	–	–	–	–	–	–
6201	5	3	–	1	–	–	–	2	–	4	1	–	–	–	–	–	–	–
6203	1	–	1	–	–	–	1	–	1	–	–	–	–	–	–	–	–	–
6204	1	–	–	–	–	–	1	–	–	–	–	–	–	–	–	–	–	–
6311	–	1	–	–	–	–	–	–	–	–	1	–	–	–	–	–	–	–
6421	6	5	6	1	–	1	4	4	4	1	1	1	–	–	–	–	–	–
6422	20	40	19	9	5	1	7	23	12	3	11	5	1	–	–	–	1	1
6423	2	6	2	2	3	–	–	3	2	–	–	–	–	–	–	–	–	–
6435	1	1	–	–	–	–	–	–	–	1	1	–	–	–	–	–	–	–
6493	–	–	1	–	–	–	–	–	–	–	–	1	–	–	–	–	–	–
6541	–	1	–	–	–	–	–	1	–	–	–	–	–	–	–	–	–	–
6550	2	3	3	–	1	–	2	2	3	–	–	–	–	–	–	–	–	–
6612	1	–	–	–	–	–	1	–	–	–	–	–	–	–	–	–	–	–
6613	14	12	3	6	–	–	6	9	2	2	3	1	–	–	–	–	–	–
6622	1	–	–	–	–	–	1	–	–	–	–	–	–	–	–	–	–	–
6630	1	–	–	–	–	–	–	–	–	–	–	–	1	–	–	–	–	–
6810	3	4	4	–	–	–	1	4	4	1	–	–	–	–	–	1	–	–
6821	–	–	1	–	–	–	–	–	1	–	–	–	–	–	–	–	–	–
6822	1	–	2	–	–	–	1	–	2	–	–	–	–	–	–	–	–	–
6911	–	–	2	–	–	–	–	–	1	–	–	1	–	–	–	–	–	–
6920	3	1	3	–	–	–	2	1	1	1	–	2	–	–	–	–	–	–
7020	3	5	2	1	–	–	2	5	2	–	–	–	–	–	–	–	–	–
7111	2	–	–	–	–	–	2	–	–	–	–	–	–	–	–	–	–	–
7112	21	11	12	8	2	2	12	6	7	1	2	3	–	–	–	–	1	–
7119	12	1	2	3	–	2	5	1	–	3	–	–	1	–	–	–	–	–
7120	2	–	–	1	–	–	–	–	–	1	–	–	–	–	–	–	–	–
7210	3	5	3	–	1	–	2	4	3	–	–	–	–	–	–	1	–	–
7220	1	–	–	–	–	–	–	–	–	1	–	–	–	–	–	–	–	–
7311	–	6	3	–	–	–	–	5	2	–	1	1	–	–	–	–	–	–
7319	–	–	3	–	–	–	–	–	2	–	–	1	–	–	–	–	–	–
7320	2	–	–	–	–	–	1	–	–	1	–	–	–	–	–	–	–	–
7420	1	–	1	–	–	–	–	–	–	1	–	1	–	–	–	–	–	–
7490	5	1	1	–	1	1	4	–	–	1	–	–	–	–	–	–	–	–
7711	4	3	2	–	–	–	3	3	2	–	–	–	–	–	–	1	–	–
7721	1	–	–	–	–	–	–	–	–	1	–	–	–	–	–	–	–	–
7723	1	–	–	–	–	–	–	–	–	1	–	–	–	–	–	–	–	–
7731	1	2	–	–	1	–	1	–	–	–	1	–	–	–	–	–	–	–

Capítulo 44 - Sergipe

44.1 - Quantidade de acidentes do trabalho liquidados, por consequência, segundo a Classificação Nacional de Atividades Econômicas (CNAE), no estado de Sergipe - 2014/2016

(conclusão)

CNAE	QUANTIDADE DE ACIDENTES DO TRABALHO LIQUIDADOS																	
	Total			Consequência														
				Assistência Médica			Menos de 15 dias			Mais de 15 dias			Incapacidade Permanente			Óbito		
	2014	2015	2016	2014	2015	2016	2014	2015	2016	2014	2015	2016	2014	2015	2016	2014	2015	2016
7732	3	4	4	–	1	–	2	3	3	–	–	1	1	–	–	–	–	–
7739	2	3	4	–	–	1	1	3	3	1	–	–	–	–	–	–	–	–
7810	1	1	1	–	–	–	1	1	–	–	–	–	–	–	1	–	–	–
7820	16	13	1	2	2	–	10	9	1	4	2	–	–	–	–	–	–	–
7830	3	2	4	1	–	–	2	2	2	–	–	2	–	–	–	–	–	–
7911	3	–	1	–	–	–	–	–	1	3	–	–	–	–	–	–	–	–
8011	19	25	22	–	–	–	11	16	10	5	9	12	3	–	–	–	–	–
8012	17	24	53	2	–	16	14	21	33	1	3	4	–	–	–	–	–	–
8020	1	2	2	–	–	–	1	2	1	–	–	1	–	–	–	–	–	–
8030	1	–	–	–	–	–	–	–	–	1	–	–	–	–	–	–	–	–
8111	1	1	6	–	–	–	–	1	6	1	–	–	–	–	–	–	–	–
8112	16	20	25	–	3	3	10	13	18	3	4	4	1	–	–	2	–	–
8121	13	19	15	3	5	1	5	8	8	2	6	6	3	–	–	–	–	–
8122	1	–	1	–	–	–	1	–	–	–	–	1	–	–	–	–	–	–
8129	2	–	2	1	–	1	–	–	1	–	–	–	1	–	–	–	–	–
8130	2	1	1	1	–	–	1	–	1	–	1	–	–	–	–	–	–	–
8211	8	–	7	1	–	1	4	–	5	3	–	1	–	–	–	–	–	–
8219	2	–	–	–	–	–	2	–	–	–	–	–	–	–	–	–	–	–
8220	25	25	24	1	–	–	16	8	10	8	17	14	–	–	–	–	–	–
8291	–	–	1	–	–	–	–	–	1	–	–	–	–	–	–	–	–	–
8299	10	7	2	1	5	1	8	2	1	–	–	–	1	–	–	–	–	–
8411	19	22	11	4	1	1	11	7	2	1	13	8	3	1	–	–	–	–
8412	7	12	11	2	6	10	5	5	1	–	1	–	–	–	–	–	–	–
8423	–	–	1	–	–	–	–	–	1	–	–	–	–	–	–	–	–	–
8424	–	1	–	–	–	–	–	–	–	–	1	–	–	–	–	–	–	–
8511	13	1	3	–	–	–	–	–	1	12	1	2	1	–	–	–	–	–
8512	2	1	1	–	–	–	1	–	–	1	1	1	–	–	–	–	–	–
8513	2	1	3	–	–	–	1	–	3	1	1	–	–	–	–	–	–	–
8520	1	2	1	–	–	–	1	2	1	–	–	–	–	–	–	–	–	–
8531	7	9	2	–	1	–	7	4	1	–	4	1	–	–	–	–	–	–
8532	3	9	11	–	–	2	3	2	9	–	7	–	–	–	–	–	–	–
8542	1	1	–	–	–	–	1	1	–	–	–	–	–	–	–	–	–	–
8550	–	3	5	–	–	–	–	3	3	–	–	2	–	–	–	–	–	–
8599	4	3	5	–	–	–	2	2	4	1	1	1	1	–	–	–	–	–
8610	381	366	481	262	210	300	111	128	164	7	28	17	1	–	–	–	–	–
8621	–	1	–	–	–	–	–	1	–	–	–	–	–	–	–	–	–	–
8630	8	8	7	4	2	3	3	5	4	1	1	–	–	–	–	–	–	–
8640	24	23	13	9	13	8	13	10	5	1	–	–	1	–	–	–	–	–
8650	–	–	1	–	–	–	–	–	1	–	–	–	–	–	–	–	–	–
8660	6	9	23	5	3	15	1	4	8	–	2	–	–	–	–	–	–	–
8690	1	–	–	–	–	–	1	–	–	–	–	–	–	–	–	–	–	–
8712	3	3	3	–	–	–	1	3	3	2	–	–	–	–	–	–	–	–
8800	1	7	8	–	–	1	1	7	7	–	–	–	–	–	–	–	–	–
9312	–	1	2	–	–	–	–	1	1	–	–	1	–	–	–	–	–	–
9313	1	–	4	–	–	–	1	–	3	–	–	1	–	–	–	–	–	–
9321	–	–	4	–	–	–	–	–	2	–	–	2	–	–	–	–	–	–
9412	–	–	1	–	–	–	–	–	1	–	–	–	–	–	–	–	–	–
9420	–	2	2	–	–	–	–	1	2	–	1	–	–	–	–	–	–	–
9430	3	2	3	–	–	1	1	1	2	1	1	–	1	–	–	–	–	–
9491	1	2	3	–	–	–	1	1	–	–	–	–	–	1	3	–	–	–
9499	–	3	3	–	–	–	–	3	3	–	–	–	–	–	–	–	–	–
9511	–	1	–	–	–	–	–	1	–	–	–	–	–	–	–	–	–	–
9521	–	–	1	–	–	–	–	–	1	–	–	–	–	–	–	–	–	–
9529	1	–	–	–	–	–	–	–	–	1	–	–	–	–	–	–	–	–
9601	5	6	5	–	2	3	4	4	2	1	–	–	–	–	–	–	–	–
9602	1	1	1	–	–	–	1	1	–	–	–	1	–	–	–	–	–	–
9603	1	–	1	–	–	–	1	–	1	–	–	–	–	–	–	–	–	–
9609	1	–	–	–	–	–	–	–	–	1	–	–	–	–	–	–	–	–
9700	1	–	–	–	–	–	1	–	–	–	–	–	–	–	–	–	–	–
Ignorado	629	399	388	–	–	–	6	5	11	592	327	325	31	67	52	–	–	–

Fonte: DATAPREV, CAT, SUB.
Nota: Os dados são preliminares, estando sujeitos a correções.

Capítulo 44 - Sergipe

44.2 - Quantidade mensal de acidentes do trabalho liquidados, por consequência, no estado de Sergipe - 2014/2016

MESES	QUANTIDADE DE ACIDENTES DO TRABALHO LIQUIDADOS																	
	Total			Consequência														
				Assistência Médica			Menos de 15 dias			Mais de 15 dias			Incapacidade Permanente			Óbito		
	2014	2015	2016	2014	2015	2016	2014	2015	2016	2014	2015	2016	2014	2015	2016	2014	2015	2016
TOTAL	**3.348**	**2.910**	**2.740**	**642**	**517**	**581**	**1.503**	**1.516**	**1.373**	**1.073**	**784**	**716**	**111**	**79**	**62**	**19**	**14**	**8**
Janeiro	285	252	232	61	36	57	127	132	103	83	73	71	11	11	–	3	–	1
Fevereiro	307	261	167	63	41	34	137	122	78	101	83	48	6	13	5	–	2	2
Março	274	226	232	57	38	57	118	114	102	91	65	67	8	8	5	–	1	1
Abril	320	243	236	62	52	60	147	122	118	95	61	50	14	5	8	2	3	–
Maio	259	249	242	47	55	54	108	122	124	94	60	59	10	11	5	–	1	–
Junho	218	223	244	43	32	40	100	124	136	66	58	59	8	9	8	1	–	1
Julho	267	268	251	54	38	57	114	149	127	85	72	60	12	6	5	2	3	2
Agosto	294	237	269	50	47	66	134	133	119	96	55	80	12	2	3	2	–	1
Setembro	268	232	213	46	45	51	136	131	112	75	56	42	8	–	8	3	–	–
Outubro	304	267	246	50	45	39	142	135	137	103	78	59	8	7	11	1	2	–
Novembro	298	242	219	57	48	32	126	130	119	107	57	65	6	5	3	2	2	–
Dezembro	254	210	189	52	40	34	114	102	98	77	66	56	8	2	1	3	–	–

Fonte: DATAPREV, CAT, SUB.
Nota: Os dados são preliminares, estando sujeitos a correções.

DISTRIBUIÇÃO DE ACIDENTES DO TRABALHO LIQUIDADOS, POR CONSEQUÊNCIA, NO ESTADO DE SERGIPE - 2016

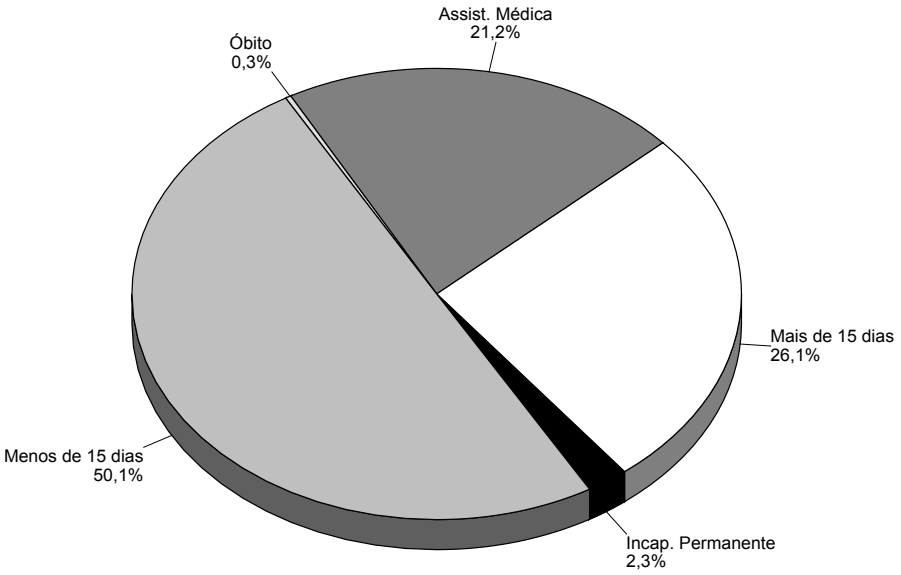

Fonte: DATAPREV, CAT, SUB.

Capítulo 45 - Bahia

45.1 - Quantidade de acidentes do trabalho liquidados, por consequência, segundo a Classificação Nacional de Atividades Econômicas (CNAE), no estado da Bahia - 2014/2016

(continua)

CNAE	QUANTIDADE DE ACIDENTES DO TRABALHO LIQUIDADOS																	
	Total			Consequência														
				Assistência Médica			Menos de 15 dias			Mais de 15 dias			Incapacidade Permanente			Óbito		
	2014	2015	2016	2014	2015	2016	2014	2015	2016	2014	2015	2016	2014	2015	2016	2014	2015	2016
TOTAL	**22.656**	**18.851**	**17.464**	**3.160**	**2.870**	**2.683**	**8.074**	**8.126**	**7.189**	**10.535**	**7.239**	**6.848**	**772**	**523**	**664**	**115**	**93**	**80**
0111	79	41	20	–	–	–	20	23	17	58	16	3	–	–	–	1	2	–
0112	76	45	29	–	1	2	41	28	13	35	15	14	–	1	–	–	–	–
0113	13	5	3	–	–	–	7	4	1	4	1	2	2	–	–	–	–	–
0114	35	31	24	–	–	–	23	19	14	12	12	10	–	–	–	–	–	–
0115	73	58	33	1	3	2	57	46	29	13	6	2	–	–	–	2	3	–
0116	2	–	1	–	–	–	1	–	1	1	–	–	–	–	–	–	–	–
0119	20	49	75	–	–	1	15	31	57	4	17	17	1	–	–	–	1	–
0121	15	13	7	–	–	–	3	8	4	12	5	3	–	–	–	–	–	–
0122	–	1	–	–	–	–	–	1	–	–	–	–	–	–	–	–	–	–
0131	4	3	8	–	–	–	4	3	4	–	–	1	–	–	1	–	–	2
0132	54	45	66	–	–	–	48	40	57	5	3	9	1	1	–	–	1	–
0133	114	102	110	3	1	2	88	88	93	18	13	15	5	–	–	–	–	–
0134	39	25	33	4	–	–	19	16	23	14	9	10	1	–	–	1	–	–
0135	35	44	34	1	–	–	29	38	31	5	5	2	–	–	1	–	1	–
0139	31	16	14	15	–	2	9	15	8	6	1	4	1	–	–	–	–	–
0141	20	42	41	1	2	–	16	34	31	3	6	7	–	–	2	–	–	1
0142	1	–	1	–	–	–	–	–	1	1	–	–	–	–	–	–	–	–
0151	78	56	33	2	–	1	56	46	23	15	9	7	3	1	1	2	–	1
0152	1	2	–	–	–	–	1	1	–	–	–	–	–	1	–	–	–	–
0153	–	3	2	–	–	–	–	1	–	–	1	–	–	1	2	–	–	–
0155	37	34	29	11	5	14	22	22	9	3	5	6	1	–	–	–	2	–
0159	3	1	–	–	–	–	3	1	–	–	–	–	–	–	–	–	–	–
0161	51	51	29	7	12	8	29	25	18	11	14	3	4	–	–	–	–	–
0162	6	10	5	–	–	1	3	9	3	1	–	–	2	1	–	–	–	1
0163	2	3	3	–	–	–	1	1	3	–	2	–	1	–	–	–	–	–
0210	48	56	28	8	15	8	30	28	12	7	13	7	3	–	1	–	–	–
0220	10	1	1	10	–	–	–	–	1	–	1	–	–	–	–	–	–	–
0230	88	116	59	52	70	27	23	34	26	12	10	6	1	1	–	–	1	–
0311	1	4	1	–	–	–	1	2	1	–	2	–	–	–	–	–	–	–
0312	–	1	–	–	1	–	–	–	–	–	–	–	–	–	–	–	–	–
0321	12	17	15	–	–	–	8	15	15	1	2	–	3	–	–	–	–	–
0322	1	–	–	–	–	–	1	–	–	–	–	–	–	–	–	–	–	–
0600	102	60	14	61	35	7	38	24	6	3	1	1	–	–	–	–	–	–
0710	7	1	1	–	–	–	5	1	–	2	–	1	–	–	–	–	–	–
0722	–	1	–	–	–	–	–	–	–	–	1	–	–	–	–	–	–	–
0724	49	45	41	35	28	26	7	8	5	4	9	9	3	–	–	–	–	1
0725	28	28	18	22	26	14	6	1	2	–	1	2	–	–	–	–	–	–
0729	96	97	51	50	53	31	31	32	13	15	12	7	–	–	–	–	–	–
0810	42	31	37	2	5	–	19	20	24	16	6	12	4	–	–	1	–	1
0891	4	1	1	2	–	1	2	1	–	–	–	–	–	–	–	–	–	–
0892	1	–	–	1	–	–	–	–	–	–	–	–	–	–	–	–	–	–
0893	–	5	6	–	–	1	–	4	5	–	1	–	–	–	–	–	–	–
0899	31	23	23	15	12	10	9	6	11	7	5	2	–	–	–	–	–	–
0910	50	36	29	28	16	12	13	13	6	5	7	11	4	–	–	–	–	–
0990	1	1	1	–	–	1	1	1	–	–	–	–	–	–	–	–	–	–
1011	49	42	36	–	–	–	33	38	26	15	4	9	1	–	–	–	–	1
1012	61	40	64	10	11	10	18	17	36	30	12	17	2	–	–	1	–	1
1013	52	37	66	7	4	31	43	30	27	2	3	8	–	–	–	–	–	–
1020	5	6	21	–	–	1	3	4	17	2	2	3	–	–	–	–	–	–
1031	2	3	6	–	–	1	–	1	4	2	2	1	–	–	–	–	–	–
1032	3	–	2	–	–	1	1	–	1	2	–	–	–	–	–	–	–	–
1033	8	2	4	–	–	1	5	1	2	1	1	1	1	–	–	1	–	–
1041	21	16	25	9	4	10	7	10	11	4	2	4	–	–	–	1	–	–
1042	14	13	7	1	1	–	11	11	4	2	1	3	–	–	–	–	–	–
1051	1	3	1	–	–	–	1	2	1	–	1	–	–	–	–	–	–	–
1052	18	15	14	1	–	–	8	9	9	9	5	3	–	–	1	–	1	1
1053	4	6	3	–	–	1	3	6	1	1	–	1	–	–	–	–	–	–
1061	2	2	–	–	–	–	2	2	–	–	–	–	–	–	–	–	–	–
1062	66	60	62	7	14	17	50	40	41	6	6	4	3	–	–	–	–	–
1064	9	6	9	2	–	–	4	6	6	2	–	3	1	–	–	–	–	–
1065	–	5	4	–	–	–	–	5	3	–	–	1	–	–	–	–	–	–
1066	19	18	19	1	1	1	12	13	12	6	4	5	–	–	–	–	–	1
1069	3	1	5	–	1	–	2	–	5	–	–	–	1	–	–	–	–	–
1071	172	105	55	1	–	–	102	69	24	66	36	29	3	–	–	–	–	2
1072	1	–	–	–	–	–	–	–	–	–	–	–	1	–	–	–	–	–
1081	9	8	9	–	2	–	7	4	7	2	2	1	–	–	1	–	–	–
1091	50	40	41	2	–	1	24	23	29	21	16	10	3	–	–	–	1	1
1092	23	19	20	6	3	3	12	11	13	4	5	4	–	–	–	1	–	–
1093	40	49	32	5	11	6	27	29	13	7	9	13	1	–	–	–	–	–
1094	3	8	10	–	–	1	1	6	4	1	2	5	1	–	–	–	–	–
1095	2	–	2	–	–	–	1	–	2	1	–	–	–	–	–	–	–	–
1096	6	6	8	2	4	2	3	2	5	1	–	1	–	–	–	–	–	–
1099	52	52	38	5	4	6	27	30	17	19	18	15	1	–	–	–	–	–
1111	3	4	–	–	–	–	–	–	–	3	4	–	–	–	–	–	–	–
1112	3	2	2	–	–	–	3	1	2	–	1	–	–	–	–	–	–	–
1113	81	57	32	34	26	14	38	24	14	9	7	4	–	–	–	–	–	–
1121	15	24	17	1	1	–	5	15	15	8	8	2	1	–	–	–	–	–
1122	143	113	92	21	18	15	106	80	59	14	15	18	2	–	–	–	–	–
1220	1	–	2	–	–	–	–	–	2	–	–	–	1	–	–	–	–	–
1311	9	7	5	–	–	–	5	6	4	2	1	–	2	–	–	–	–	1
1312	19	14	14	–	2	2	13	7	11	6	5	1	–	–	–	–	–	–

Capítulo 45 - Bahia

45.1 - Quantidade de acidentes do trabalho liquidados, por consequência, segundo a Classificação Nacional de Atividades Econômicas (CNAE), no estado da Bahia - 2014/2016

(continuação)

CNAE	QUANTIDADE DE ACIDENTES DO TRABALHO LIQUIDADOS																	
	Total			Consequência														
				Assistência Médica			Menos de 15 dias			Mais de 15 dias			Incapacidade Permanente			Óbito		
	2014	2015	2016	2014	2015	2016	2014	2015	2016	2014	2015	2016	2014	2015	2016	2014	2015	2016
1313	3	5	2	–	–	–	3	5	2	–	–	–	–	–	–	–	–	–
1314	2	2	1	–	1	–	1	1	–	1	–	1	–	–	–	–	–	–
1321	2	1	2	–	–	–	–	1	1	1	–	1	1	–	–	–	–	–
1322	1	1	2	–	–	–	–	–	2	1	1	–	–	–	–	–	–	–
1323	31	28	30	–	–	1	23	25	24	8	3	5	–	–	–	–	–	–
1330	–	3	2	–	–	–	–	3	2	–	–	–	–	–	–	–	–	–
1340	5	9	3	–	–	–	4	6	1	–	3	2	1	–	–	–	–	–
1351	17	14	5	–	–	–	–	6	3	17	8	2	–	–	–	–	–	–
1352	2	–	–	–	–	–	–	–	–	2	–	–	–	–	–	–	–	–
1353	–	2	5	–	–	–	–	2	4	–	–	1	–	–	–	–	–	–
1354	5	7	6	–	–	–	3	4	2	2	3	4	–	–	–	–	–	–
1359	1	3	1	–	–	–	1	2	1	–	1	–	–	–	–	–	–	–
1411	1	1	1	–	–	–	–	1	1	1	–	–	–	–	–	–	–	–
1412	37	29	23	2	1	–	25	14	8	8	14	14	2	–	1	–	–	–
1413	6	2	3	1	–	–	2	2	1	3	–	2	–	–	–	–	–	–
1414	2	4	2	–	–	–	1	2	2	–	2	–	1	–	–	–	–	–
1421	24	13	10	–	1	–	21	11	6	3	1	4	–	–	–	–	–	–
1422	2	2	–	1	–	–	–	1	–	1	1	–	–	–	–	–	–	–
1510	54	28	16	10	2	–	31	18	8	13	8	8	–	–	–	–	–	–
1521	2	–	1	–	–	–	–	–	1	2	–	–	–	–	–	–	–	–
1529	2	1	6	–	–	–	1	1	6	1	–	–	–	–	–	–	–	–
1531	135	135	140	30	14	8	78	95	85	25	26	47	2	–	–	–	–	–
1533	3	4	1	–	1	–	2	2	1	1	1	–	–	–	–	–	–	–
1539	3	5	5	1	–	–	2	1	2	–	4	3	–	–	–	–	–	–
1540	3	2	3	–	–	–	2	1	1	–	1	2	1	–	–	–	–	–
1610	26	16	9	2	4	1	16	5	7	7	7	1	1	–	–	–	–	–
1621	1	–	2	–	–	–	–	–	2	–	–	–	1	–	–	–	–	–
1622	20	12	8	1	–	–	6	3	4	12	9	3	1	–	1	–	–	–
1623	6	5	8	–	–	–	–	3	4	5	1	3	1	–	–	–	1	1
1629	3	5	2	–	–	–	2	5	2	1	–	–	–	–	–	–	–	–
1710	81	59	41	41	38	26	26	15	9	10	6	6	4	–	–	–	–	–
1721	12	11	11	–	1	–	9	9	9	3	1	2	–	–	–	–	–	–
1731	4	5	2	–	–	–	–	1	1	4	4	1	–	–	–	–	–	–
1732	3	–	3	–	–	–	3	–	3	–	–	–	–	–	–	–	–	–
1733	14	21	22	2	1	3	8	16	18	3	3	1	1	1	–	–	–	–
1741	12	1	1	–	–	–	2	–	1	9	1	–	1	–	–	–	–	–
1742	19	13	27	3	2	11	14	7	11	1	4	5	1	–	–	–	–	–
1749	1	1	4	–	–	–	–	1	2	1	–	2	–	–	–	–	–	–
1811	7	6	7	3	2	5	2	2	1	2	2	1	–	–	–	–	–	–
1812	6	6	–	–	–	–	–	–	–	6	6	–	–	–	–	–	–	–
1813	9	7	5	1	2	–	2	4	3	5	1	1	1	–	1	–	–	–
1821	2	2	–	–	–	–	1	2	–	1	–	–	–	–	–	–	–	–
1822	3	1	2	–	–	–	1	1	–	2	–	2	–	–	–	–	–	–
1910	4	6	–	–	–	–	–	–	–	4	6	–	–	–	–	–	–	–
1921	33	50	33	23	20	17	8	24	14	2	6	2	–	–	–	–	–	–
1922	2	–	–	–	–	–	2	–	–	–	–	–	–	–	–	–	–	–
1931	71	43	32	3	–	–	45	29	15	22	14	17	–	–	–	1	–	–
1932	21	28	17	3	15	5	17	12	10	1	1	2	–	–	–	–	–	–
2011	5	2	2	5	2	2	–	–	–	–	–	–	–	–	–	–	–	–
2013	53	44	27	29	14	11	22	28	13	2	2	3	–	–	–	–	–	–
2014	2	4	1	–	–	–	2	3	1	–	1	–	–	–	–	–	–	–
2019	21	29	20	13	21	14	8	7	5	–	1	1	–	–	–	–	–	–
2021	19	17	8	17	15	6	–	2	2	2	–	–	–	–	–	–	–	–
2022	28	28	19	16	21	12	7	7	5	4	–	2	1	–	–	–	–	–
2029	17	21	18	10	16	16	2	2	1	4	3	1	1	–	–	–	–	–
2031	12	13	12	8	7	7	3	5	5	1	1	–	–	–	–	–	–	–
2032	1	1	1	–	–	1	1	–	–	–	1	–	–	–	–	–	–	–
2040	18	16	15	10	9	10	2	3	4	6	4	1	–	–	–	–	–	–
2051	3	5	2	3	2	1	–	1	1	–	2	–	–	–	–	–	–	–
2052	1	2	3	–	–	–	1	2	3	–	–	–	–	–	–	–	–	–
2061	18	17	12	–	2	1	16	11	6	2	4	5	–	–	–	–	–	–
2062	3	16	6	1	3	–	–	12	6	2	1	–	–	–	–	–	–	–
2063	17	13	9	3	3	8	11	9	1	3	1	–	–	–	–	–	–	–
2071	35	6	2	9	4	–	19	1	2	7	1	–	–	–	–	–	–	–
2073	1	3	1	–	1	–	1	1	1	–	1	–	–	–	–	–	–	–
2091	3	5	3	–	–	–	1	1	2	2	4	1	–	–	–	–	–	–
2092	1	–	2	1	–	1	–	–	–	–	–	1	–	–	–	–	–	–
2099	42	44	34	26	25	22	15	15	10	1	4	1	–	–	–	–	–	1
2110	1	–	1	–	–	1	–	–	–	–	–	–	1	–	–	–	–	–
2121	8	10	5	–	–	–	5	5	4	3	5	1	–	–	–	–	–	–
2122	2	–	–	–	–	–	1	–	–	1	–	–	–	–	–	–	–	–
2123	1	–	–	–	–	–	1	–	–	–	–	–	–	–	–	–	–	–
2211	144	154	127	82	82	68	42	61	57	19	11	2	1	–	–	–	–	–
2212	2	2	9	–	–	1	1	1	6	1	1	2	–	–	–	–	–	–
2219	90	48	35	18	2	3	25	16	17	45	30	15	2	–	–	–	–	–
2221	22	19	7	2	4	–	12	9	4	8	6	2	–	–	1	–	–	–
2222	125	95	91	3	10	18	99	60	57	20	25	16	3	–	–	–	–	–
2223	27	21	8	12	10	7	12	8	1	3	3	–	–	–	–	–	–	–
2229	83	82	89	17	12	22	54	58	50	10	11	17	2	1	–	–	–	–
2311	6	8	6	–	–	–	–	6	6	6	2	–	–	–	–	–	–	–
2319	6	8	9	–	–	–	4	5	7	1	3	2	1	–	–	–	–	–
2320	13	16	3	6	6	1	5	9	–	1	1	2	1	–	–	–	–	–
2330	98	77	65	11	14	6	48	49	45	32	14	14	6	–	–	1	–	–

Capítulo 45 - Bahia

45.1 - Quantidade de acidentes do trabalho liquidados, por consequência, segundo a Classificação Nacional de Atividades Econômicas (CNAE), no estado da Bahia - 2014/2016

(continuação)

CNAE	QUANTIDADE DE ACIDENTES DO TRABALHO LIQUIDADOS																	
	Total			Consequência														
				Assistência Médica			Menos de 15 dias			Mais de 15 dias			Incapacidade Permanente			Óbito		
	2014	2015	2016	2014	2015	2016	2014	2015	2016	2014	2015	2016	2014	2015	2016	2014	2015	2016
2341	1	–	–	–	–	–	–	–	–	1	–	–	–	–	–	–	–	–
2342	79	58	62	2	–	–	46	45	43	24	12	18	5	–	1	2	1	–
2349	4	3	6	1	–	–	2	2	3	1	1	3	–	–	–	–	–	–
2391	9	13	9	–	–	–	4	10	6	5	3	2	–	–	–	–	–	1
2392	–	2	3	–	–	1	–	2	2	–	–	–	–	–	–	–	–	–
2399	8	6	5	–	–	1	6	3	4	2	3	–	–	–	–	–	–	–
2412	57	40	37	42	29	27	6	7	6	7	4	3	2	–	–	–	–	1
2421	1	3	1	–	1	–	–	–	–	1	2	1	–	–	–	–	–	–
2422	–	11	3	–	1	–	–	9	3	–	1	–	–	–	–	–	–	–
2423	18	30	–	2	2	–	11	25	–	3	3	–	2	–	–	–	–	–
2424	11	6	7	–	1	2	8	4	4	2	1	1	1	–	–	–	–	–
2441	8	2	–	–	–	–	6	2	–	–	–	–	2	–	–	–	–	–
2442	2	2	–	–	–	–	–	–	–	2	2	–	–	–	–	–	–	–
2443	38	59	33	27	35	23	8	19	5	2	5	5	1	–	–	–	–	–
2449	–	1	–	–	1	–	–	–	–	–	–	–	–	–	–	–	–	–
2451	2	1	1	–	–	–	1	–	1	–	1	–	1	–	–	–	–	–
2452	3	–	–	–	–	–	–	–	–	3	–	–	–	–	–	–	–	–
2511	80	48	40	11	9	10	54	28	24	14	11	6	1	–	–	–	–	–
2512	32	26	11	1	2	1	20	20	5	9	3	5	2	1	–	–	–	–
2513	18	7	4	4	2	1	12	4	2	2	1	1	–	–	–	–	–	–
2521	9	8	5	–	–	–	5	6	3	3	2	2	1	–	–	–	–	–
2522	5	1	–	–	–	–	–	–	–	4	1	–	1	–	–	–	–	–
2531	–	1	–	–	–	–	–	1	–	–	–	–	–	–	–	–	–	–
2532	–	–	1	–	–	–	–	–	1	–	–	–	–	–	–	–	–	–
2539	20	5	8	3	–	2	12	3	3	4	2	3	1	–	–	–	–	–
2542	59	25	12	8	1	–	44	22	12	6	2	–	1	–	–	–	–	–
2543	1	–	–	–	–	–	1	–	–	–	–	–	–	–	–	–	–	–
2591	12	9	3	6	6	–	6	3	2	–	–	1	–	–	–	–	–	–
2592	4	1	4	–	–	–	2	1	2	2	–	1	–	–	1	–	–	–
2593	4	9	5	–	–	–	4	5	4	–	4	1	–	–	–	–	–	–
2599	22	20	16	4	4	2	11	12	11	4	4	3	3	–	–	–	–	–
2621	2	2	1	–	–	–	2	2	1	–	–	–	–	–	–	–	–	–
2622	3	1	–	–	–	–	3	1	–	–	–	–	–	–	–	–	–	–
2631	–	2	–	–	–	–	–	2	–	–	–	–	–	–	–	–	–	–
2640	2	2	–	–	–	–	2	2	–	–	–	–	–	–	–	–	–	–
2651	5	–	–	–	–	–	4	–	–	1	–	–	–	–	–	–	–	–
2710	7	7	5	5	3	1	2	3	4	–	1	–	–	–	–	–	–	–
2721	–	2	–	–	–	–	–	–	–	–	2	–	–	–	–	–	–	–
2722	3	2	2	–	–	–	–	–	–	2	2	2	1	–	–	–	–	–
2731	6	9	5	1	8	2	3	1	3	2	–	–	–	–	–	–	–	–
2733	1	6	2	–	–	–	–	6	2	1	–	–	–	–	–	–	–	–
2740	4	3	2	–	–	–	4	3	2	–	–	–	–	–	–	–	–	–
2751	4	1	3	–	–	–	–	–	2	4	1	1	–	–	–	–	–	–
2759	16	7	4	–	–	–	7	5	3	8	2	1	1	–	–	–	–	–
2790	8	7	12	3	3	7	1	4	4	4	–	1	–	–	–	–	–	–
2811	6	27	33	–	8	12	1	14	15	5	5	6	–	–	–	–	–	–
2812	2	–	–	–	–	–	–	–	–	2	–	–	–	–	–	–	–	–
2813	4	4	1	–	–	–	3	2	–	1	2	1	–	–	–	–	–	–
2821	1	–	–	–	–	–	–	–	–	1	–	–	–	–	–	–	–	–
2822	6	–	3	–	–	–	4	–	2	1	–	1	–	–	–	1	–	–
2823	2	4	–	–	–	–	1	3	–	–	1	–	1	–	–	–	–	–
2825	–	1	–	–	–	–	–	1	–	–	–	–	–	–	–	–	–	–
2829	6	3	2	–	1	–	5	1	–	1	1	2	–	–	–	–	–	–
2833	3	4	2	–	–	–	–	3	1	2	1	1	1	–	–	–	–	–
2851	10	13	6	3	–	2	6	7	2	–	6	2	1	–	–	–	–	–
2852	–	1	–	–	–	–	–	1	–	–	–	–	–	–	–	–	–	–
2853	–	2	–	–	–	–	–	1	–	–	1	–	–	–	–	–	–	–
2861	–	1	–	–	–	–	–	1	–	–	–	–	–	–	–	–	–	–
2862	1	–	–	–	–	–	1	–	–	–	–	–	–	–	–	–	–	–
2866	1	–	–	–	–	–	1	–	–	–	–	–	–	–	–	–	–	–
2869	2	7	4	–	–	1	2	5	3	–	1	–	–	–	–	–	1	–
2910	80	84	54	46	32	30	15	9	8	17	43	16	2	–	–	–	–	–
2920	1	–	–	–	–	–	–	–	–	1	–	–	–	–	–	–	–	–
2930	5	9	6	–	–	–	2	8	3	2	1	3	1	–	–	–	–	–
2941	7	5	1	3	1	1	2	4	–	–	–	–	2	–	–	–	–	–
2943	4	3	–	–	1	–	2	2	–	2	–	–	–	–	–	–	–	–
2945	167	3	–	151	3	–	14	–	–	–	–	–	2	–	–	–	–	–
2949	96	70	76	34	17	42	52	36	16	9	17	18	–	–	–	1	–	–
2950	–	1	1	–	–	–	–	1	1	–	–	–	–	–	–	–	–	–
3011	48	23	7	13	6	–	34	16	5	1	1	2	–	–	–	–	–	–
3091	1	2	2	–	–	–	–	1	1	1	1	1	–	–	–	–	–	–
3092	1	1	2	–	–	–	1	1	–	–	–	2	–	–	–	–	–	–
3099	1	–	–	–	–	–	1	–	–	–	–	–	–	–	–	–	–	–
3101	24	22	17	–	1	1	9	14	9	14	7	6	1	–	1	–	–	–
3102	7	11	13	–	–	–	6	10	11	1	1	2	–	–	–	–	–	–
3103	4	2	2	–	–	–	1	1	2	2	1	–	1	–	–	–	–	–
3104	12	13	22	–	–	–	5	6	15	6	6	6	–	1	1	1	–	–
3212	1	–	–	–	–	–	–	–	–	1	–	–	–	–	–	–	–	–
3230	8	12	7	–	–	–	–	–	1	8	12	6	–	–	–	–	–	–
3240	–	1	–	–	–	–	–	–	–	–	1	–	–	–	–	–	–	–
3250	5	4	–	1	–	–	1	2	–	3	2	–	–	–	–	–	–	–
3291	12	3	–	–	–	–	–	–	–	12	3	–	–	–	–	–	–	–
3292	9	3	13	–	–	1	5	1	8	3	2	4	1	–	–	–	–	–

Capítulo 45 - Bahia

45.1 - Quantidade de acidentes do trabalho liquidados, por consequência, segundo a Classificação Nacional de Atividades Econômicas (CNAE), no estado da Bahia - 2014/2016

(continuação)

CNAE	QUANTIDADE DE ACIDENTES DO TRABALHO LIQUIDADOS																	
	Total			Consequência														
				Assistência Médica			Menos de 15 dias			Mais de 15 dias			Incapacidade Permanente			Óbito		
	2014	2015	2016	2014	2015	2016	2014	2015	2016	2014	2015	2016	2014	2015	2016	2014	2015	2016
3299	2	3	3	–	–	–	1	3	2	1	–	1	–	–	–	–	–	–
3311	4	7	2	–	1	–	1	5	1	3	1	1	–	–	–	–	–	–
3312	2	1	6	–	1	6	2	–	–	–	–	–	–	–	–	–	–	–
3313	6	9	8	–	1	–	5	8	5	1	–	3	–	–	–	–	–	–
3314	39	35	24	11	12	3	17	19	12	9	3	6	2	–	1	–	1	2
3316	–	1	–	–	–	–	–	1	–	–	–	–	–	–	–	–	–	–
3317	8	1	2	–	–	–	3	1	2	5	–	–	–	–	–	–	–	–
3319	7	5	10	3	5	6	2	–	3	–	–	1	2	–	–	–	–	–
3321	4	10	6	–	1	1	2	6	2	1	2	3	1	–	–	–	1	–
3329	10	6	3	–	–	–	6	6	1	2	–	2	2	–	–	–	–	–
3511	94	98	73	46	48	39	37	48	28	11	2	6	–	–	–	–	–	–
3512	1	7	–	1	–	–	–	5	–	–	2	–	–	–	–	–	–	–
3514	40	29	44	10	5	7	27	20	33	2	3	3	1	–	–	–	1	1
3520	5	4	1	1	–	–	4	4	1	–	–	–	–	–	–	–	–	–
3530	1	–	2	1	–	2	–	–	–	–	–	–	–	–	–	–	–	–
3600	89	96	112	11	17	19	65	77	88	11	1	5	2	–	–	–	1	–
3701	–	2	3	–	–	2	–	2	–	–	–	1	–	–	–	–	–	–
3702	6	10	6	2	4	4	–	5	1	1	–	1	3	1	–	–	–	–
3811	195	165	172	43	43	16	123	106	129	26	14	26	3	–	–	–	2	1
3812	3	–	–	–	–	–	2	–	–	1	–	–	–	–	–	–	–	–
3821	6	11	3	–	1	–	5	7	3	1	2	–	–	–	–	–	1	–
3822	6	2	8	5	1	3	1	1	4	–	–	–	–	–	–	–	–	1
3831	2	1	–	–	–	–	1	1	–	1	–	–	–	–	–	–	–	–
3832	2	5	3	–	1	–	–	3	3	2	1	–	–	–	–	–	–	–
3839	6	5	4	–	–	–	5	4	1	–	1	3	1	–	–	–	–	–
4110	147	83	61	3	2	2	114	65	41	21	14	15	8	–	2	1	2	1
4120	538	497	327	36	36	10	339	312	207	118	143	101	37	2	4	8	4	5
4211	188	311	145	78	176	57	69	92	47	32	42	38	6	–	1	3	1	2
4212	35	12	22	18	4	8	14	5	6	1	3	8	1	–	–	1	–	–
4213	6	8	3	1	2	1	2	3	1	2	2	1	1	1	–	–	–	–
4221	636	459	391	5	7	25	111	178	126	511	272	239	3	–	–	6	2	1
4222	45	58	66	11	7	7	25	39	53	8	12	5	1	–	–	–	–	1
4223	5	3	2	2	2	–	–	–	–	2	1	2	1	–	–	–	–	–
4291	76	10	7	40	2	1	19	5	3	15	3	2	2	–	1	–	–	–
4292	63	50	44	23	11	11	22	16	16	11	21	16	6	2	1	1	–	–
4299	108	111	98	30	25	17	54	56	55	16	27	24	8	2	2	–	1	–
4311	3	3	–	–	1	–	1	1	–	–	–	–	2	1	–	–	–	–
4312	6	7	6	2	–	2	3	4	3	1	3	1	–	–	–	–	–	–
4313	46	25	35	13	2	3	20	13	24	9	8	7	3	–	–	1	2	1
4321	66	70	82	3	8	20	43	48	47	19	11	13	–	1	–	1	2	2
4322	14	18	23	4	1	2	5	13	14	4	4	6	1	–	1	–	–	–
4329	30	18	20	14	6	6	7	10	10	5	1	4	2	–	–	2	1	–
4330	32	23	14	–	–	1	20	17	9	11	6	4	1	–	–	–	–	–
4391	22	13	10	5	3	2	13	8	1	2	2	7	1	–	–	1	–	–
4399	63	45	39	10	6	3	32	30	20	16	9	14	5	–	1	–	–	1
4511	72	62	52	5	5	3	51	49	43	12	8	6	3	–	–	1	–	–
4512	3	8	4	–	–	1	–	2	–	3	6	3	–	–	–	–	–	–
4520	37	33	25	3	2	1	20	19	18	12	12	6	2	–	–	–	–	–
4530	88	63	66	3	1	4	43	45	44	34	17	16	7	–	1	1	–	1
4541	21	14	14	1	–	1	3	10	10	15	4	3	2	–	–	–	–	–
4542	–	–	1	–	–	–	–	–	1	–	–	–	–	–	–	–	–	–
4543	1	2	–	–	–	–	1	2	–	–	–	–	–	–	–	–	–	–
4612	3	–	3	2	–	–	1	–	2	–	–	1	–	–	–	–	–	–
4613	–	2	–	–	–	–	–	1	–	–	1	–	–	–	–	–	–	–
4614	1	–	–	–	–	–	–	–	–	1	–	–	–	–	–	–	–	–
4617	2	3	3	–	–	–	1	3	2	–	–	1	–	–	–	1	–	–
4618	1	–	–	–	–	–	1	–	–	–	–	–	–	–	–	–	–	–
4619	5	–	–	–	–	–	1	–	–	1	–	–	3	–	–	–	–	–
4621	1	3	–	–	–	–	1	3	–	–	–	–	–	–	–	–	–	–
4622	2	1	–	–	–	–	1	1	–	–	–	–	1	–	–	–	–	–
4623	6	14	8	–	–	–	2	14	5	4	–	1	–	–	–	–	–	2
4631	9	3	4	1	1	–	6	2	3	1	–	1	1	–	–	–	–	–
4632	20	12	14	1	–	2	11	7	9	7	5	3	1	–	–	–	–	–
4633	12	9	6	–	–	1	5	5	2	6	4	3	–	–	–	1	–	–
4634	19	12	13	–	–	5	13	8	3	4	4	5	2	–	–	–	–	–
4635	193	231	222	23	17	16	120	179	164	41	33	39	7	–	1	2	2	2
4636	9	8	5	1	–	–	6	6	3	2	1	2	–	–	–	–	1	–
4637	11	8	9	–	1	–	5	5	6	4	2	3	2	–	–	–	–	–
4639	65	54	52	1	1	4	36	40	29	25	13	18	1	–	–	2	–	1
4641	3	4	1	–	2	–	2	2	1	1	–	–	–	–	–	–	–	–
4642	1	–	1	–	–	–	–	–	1	1	–	–	–	–	–	–	–	–
4643	–	–	1	–	–	–	–	–	–	–	–	1	–	–	–	–	–	–
4644	18	13	19	–	1	1	15	9	15	3	3	3	–	–	–	–	–	–
4645	4	3	1	1	–	–	2	2	–	1	1	1	–	–	–	–	–	–
4646	15	15	11	3	2	–	10	10	8	2	2	3	–	–	–	–	1	–
4647	5	1	1	–	–	–	2	1	1	3	–	–	–	–	–	–	–	–
4649	36	38	25	2	–	1	26	31	20	7	7	4	1	–	–	–	–	–
4651	–	–	1	–	–	1	–	–	–	–	–	–	–	–	–	–	–	–
4652	9	5	4	–	–	–	6	4	4	3	1	–	–	–	–	–	–	–
4661	7	13	6	2	3	–	4	7	2	1	3	4	–	–	–	–	–	–
4662	12	5	3	1	1	1	10	4	1	–	–	1	–	–	–	1	–	–
4663	3	2	2	–	–	1	3	2	1	–	–	–	–	–	–	–	–	–
4664	–	1	1	–	–	–	–	1	1	–	–	–	–	–	–	–	–	–

Capítulo 45 - Bahia

45.1 - Quantidade de acidentes do trabalho liquidados, por consequência, segundo a Classificação Nacional de Atividades Econômicas (CNAE), no estado da Bahia - 2014/2016

(continuação)

CNAE	QUANTIDADE DE ACIDENTES DO TRABALHO LIQUIDADOS																	
	Total			Consequência														
				Assistência Médica			Menos de 15 dias			Mais de 15 dias			Incapacidade Permanente			Óbito		
	2014	2015	2016	2014	2015	2016	2014	2015	2016	2014	2015	2016	2014	2015	2016	2014	2015	2016
4665	5	3	–	–	–	–	5	1	–	–	2	–	–	–	–	–	–	–
4669	12	5	9	2	2	3	9	1	4	1	2	2	–	–	–	–	–	–
4671	1	1	2	–	–	–	1	–	1	–	1	1	–	–	–	–	–	–
4672	10	15	8	2	1	–	6	11	6	–	3	2	1	–	–	1	–	–
4673	5	3	1	4	1	–	1	2	1	–	–	–	–	–	–	–	–	–
4674	4	–	1	–	–	–	1	–	1	2	–	–	–	–	–	1	–	–
4679	8	3	6	–	1	1	4	–	4	4	2	1	–	–	–	–	–	–
4681	8	10	6	1	1	1	5	7	4	2	2	1	–	–	–	–	–	–
4682	19	24	35	1	–	3	14	21	26	4	2	6	–	–	–	–	1	–
4683	4	2	4	–	–	–	4	2	4	–	–	–	–	–	–	–	–	–
4684	2	4	4	1	1	2	1	3	2	–	–	–	–	–	–	–	–	–
4685	2	3	2	–	–	–	2	2	2	–	–	–	–	–	–	–	1	–
4686	–	–	1	–	–	–	–	–	1	–	–	–	–	–	–	–	–	–
4687	7	15	7	1	–	–	–	10	7	5	5	–	1	–	–	–	–	–
4689	3	4	3	–	1	–	3	3	1	–	–	1	–	–	1	–	–	–
4691	35	25	8	–	1	1	25	17	4	9	7	3	1	–	–	–	–	–
4692	–	1	–	–	–	–	–	1	–	–	–	–	–	–	–	–	–	–
4693	20	23	26	2	1	1	10	20	21	7	2	4	1	–	–	–	–	–
4711	230	275	312	14	8	12	174	208	244	37	58	54	4	–	1	1	1	1
4712	65	51	46	–	1	3	37	32	35	17	17	8	7	–	–	4	1	–
4713	23	38	23	4	14	9	12	16	6	7	8	8	–	–	–	–	–	–
4721	22	29	27	–	2	2	8	21	19	12	6	5	2	–	–	–	–	1
4722	10	11	10	–	–	–	2	4	6	7	7	3	1	–	–	–	–	1
4723	11	16	12	–	–	–	8	7	5	3	9	7	–	–	–	–	–	–
4724	5	3	11	–	–	–	2	2	6	3	1	5	–	–	–	–	–	–
4729	16	11	16	–	1	–	8	8	10	7	2	6	1	–	–	–	–	–
4731	59	42	47	–	3	2	37	22	35	19	12	10	1	2	–	2	3	–
4732	1	2	1	–	–	–	1	1	–	–	1	1	–	–	–	–	–	–
4741	5	1	2	–	–	–	2	–	1	3	1	1	–	–	–	–	–	–
4742	14	8	10	1	–	–	7	6	9	5	1	1	1	1	–	–	–	–
4743	6	6	7	–	–	–	2	3	4	2	3	3	2	–	–	–	–	–
4744	135	115	95	2	5	1	64	65	64	56	37	28	12	4	–	1	4	2
4751	19	17	17	1	1	–	9	10	11	7	5	6	2	–	–	–	1	–
4752	11	6	9	1	–	–	6	4	8	2	2	1	2	–	–	–	–	–
4753	38	47	56	–	–	1	26	37	38	11	10	17	1	–	–	–	–	–
4754	34	32	27	–	–	–	12	22	21	16	9	4	6	1	2	–	–	–
4755	15	10	17	1	–	–	6	7	12	8	3	4	–	–	1	–	–	–
4756	1	1	–	–	–	–	–	1	–	1	–	–	–	–	–	–	–	–
4757	5	3	4	–	–	–	3	1	3	2	2	1	–	–	–	–	–	–
4759	16	7	6	–	–	–	5	4	4	8	3	2	2	–	–	1	–	–
4761	4	8	7	–	–	–	2	5	5	1	3	2	1	–	–	–	–	–
4762	1	–	–	–	–	–	–	–	–	–	–	–	1	–	–	–	–	–
4763	14	6	13	–	–	–	10	5	11	4	1	2	–	–	–	–	–	–
4771	29	20	40	1	–	5	13	15	26	14	5	5	1	–	–	–	–	4
4772	12	5	7	–	–	–	5	5	6	7	–	1	–	–	–	–	–	–
4773	2	–	2	–	–	1	1	–	1	1	–	–	–	–	–	–	–	–
4774	7	8	3	–	–	–	4	6	3	3	2	–	–	–	–	–	–	–
4781	67	63	60	8	3	4	46	47	45	13	12	10	–	–	1	–	1	–
4782	18	17	12	1	–	1	13	13	9	4	4	2	–	–	–	–	–	–
4784	37	26	18	5	3	–	17	12	12	9	11	6	5	–	–	1	–	–
4785	3	–	2	–	–	–	2	–	1	1	–	1	–	–	–	–	–	–
4789	31	27	32	1	1	1	14	18	16	16	6	12	–	2	2	–	–	1
4911	4	3	4	3	2	2	1	1	1	–	–	–	–	–	–	–	–	1
4912	11	19	18	1	2	4	9	16	14	1	1	–	–	–	–	–	–	–
4921	161	124	125	7	4	5	85	82	67	45	33	49	23	4	3	1	1	1
4922	48	37	59	1	1	2	23	27	33	13	6	24	9	–	–	2	3	–
4923	12	4	3	–	–	–	6	4	3	5	–	–	1	–	–	–	–	–
4924	3	2	1	–	–	–	1	1	–	1	1	–	1	–	1	–	–	–
4929	13	11	4	3	1	–	4	5	3	5	5	1	1	–	–	–	–	–
4930	444	337	302	79	49	24	213	205	184	117	73	85	17	1	4	18	9	5
4940	5	12	8	3	8	7	1	4	1	–	–	–	1	–	–	–	–	–
5011	–	1	–	–	–	–	–	–	–	–	1	–	–	–	–	–	–	–
5012	1	–	–	–	–	–	1	–	–	–	–	–	–	–	–	–	–	–
5021	–	–	1	–	–	–	–	–	–	–	–	1	–	–	–	–	–	–
5022	2	17	20	–	2	3	1	13	14	–	2	2	1	–	–	–	–	1
5030	13	15	10	–	–	1	6	7	4	7	8	5	–	–	–	–	–	–
5091	7	9	1	–	3	–	5	6	1	2	–	–	–	–	–	–	–	–
5099	–	–	1	–	–	–	–	–	–	–	–	1	–	–	–	–	–	–
5111	46	34	9	2	–	1	14	20	7	30	14	1	–	–	–	–	–	–
5112	3	1	–	–	–	–	–	–	–	3	1	–	–	–	–	–	–	–
5120	1	3	–	–	–	–	1	3	–	–	–	–	–	–	–	–	–	–
5211	57	44	36	9	4	9	34	27	23	12	12	2	1	–	1	1	1	1
5212	31	30	22	–	2	4	2	12	10	27	16	7	2	–	–	–	–	1
5221	31	23	24	–	1	–	23	19	21	8	3	3	–	–	–	–	–	–
5222	1	4	–	–	–	–	–	4	–	–	–	–	1	–	–	–	–	–
5223	2	7	9	–	1	–	–	3	8	2	3	1	–	–	–	–	–	–
5229	8	7	12	–	–	–	2	2	8	5	5	3	1	–	1	–	–	–
5231	19	35	29	3	5	14	14	26	12	2	4	3	–	–	–	–	–	–
5232	7	–	2	1	–	–	1	–	1	4	–	1	1	–	–	–	–	–
5239	4	3	1	1	–	–	2	2	1	1	1	–	–	–	–	–	–	–
5240	24	21	29	3	1	2	19	14	23	2	6	4	–	–	–	–	–	–
5250	18	17	17	2	1	3	14	12	11	1	4	3	1	–	–	–	–	–
5310	321	360	294	85	109	146	195	240	134	30	11	13	10	–	–	1	–	1

Capítulo 45 - Bahia

45.1 - Quantidade de acidentes do trabalho liquidados, por consequência, segundo a Classificação Nacional de Atividades Econômicas (CNAE), no estado da Bahia - 2014/2016

(continuação)

CNAE	QUANTIDADE DE ACIDENTES DO TRABALHO LIQUIDADOS																	
	Total			Consequência														
				Assistência Médica			Menos de 15 dias			Mais de 15 dias			Incapacidade Permanente			Óbito		
	2014	2015	2016	2014	2015	2016	2014	2015	2016	2014	2015	2016	2014	2015	2016	2014	2015	2016
5320	8	11	6	–	–	–	–	3	4	8	8	1	–	–	–	–	–	1
5510	133	159	192	5	5	28	98	118	122	28	35	39	2	1	2	–	–	1
5590	1	6	7	–	–	–	–	6	7	–	–	–	1	–	–	–	–	–
5611	159	139	146	5	7	4	100	98	110	43	33	32	9	–	–	2	1	–
5612	2	–	1	–	–	–	–	–	–	2	–	1	–	–	–	–	–	–
5620	88	120	88	25	28	16	54	64	54	7	28	18	2	–	–	–	–	–
5811	1	1	–	–	–	–	1	1	–	–	–	–	–	–	–	–	–	–
5821	1	–	–	–	–	–	–	–	–	1	–	–	–	–	–	–	–	–
5822	2	4	6	–	–	–	2	2	3	–	2	3	–	–	–	–	–	–
5829	3	2	3	–	1	–	2	1	3	1	–	–	–	–	–	–	–	–
5911	2	1	–	–	1	–	–	–	–	2	–	–	–	–	–	–	–	–
5913	1	–	–	–	–	–	1	–	–	–	–	–	–	–	–	–	–	–
5914	1	2	2	–	–	–	–	2	1	1	–	1	–	–	–	–	–	–
5920	1	–	1	–	–	–	–	–	1	–	–	–	1	–	–	–	–	–
6010	3	4	3	–	1	–	2	1	–	1	2	3	–	–	–	–	–	–
6021	17	18	24	5	12	17	2	3	5	9	3	2	1	–	–	–	–	–
6110	22	26	18	2	1	3	13	16	10	6	9	4	–	–	–	1	–	1
6120	12	12	8	–	–	–	10	8	8	1	4	–	–	–	–	1	–	–
6141	5	2	2	–	–	–	3	1	2	2	1	–	–	–	–	–	–	–
6190	25	11	5	–	–	–	16	8	1	8	2	4	1	–	–	–	1	–
6201	57	28	11	–	1	–	1	1	2	56	26	9	–	–	–	–	–	–
6202	2	–	–	1	–	–	1	–	–	–	–	–	–	–	–	–	–	–
6203	4	2	–	–	2	–	3	–	–	1	–	–	–	–	–	–	–	–
6204	7	3	3	–	–	–	5	2	2	1	1	–	1	–	1	–	–	–
6209	8	9	5	1	1	1	7	4	2	–	4	2	–	–	–	–	–	–
6311	11	5	3	–	–	–	6	3	3	4	2	–	1	–	–	–	–	–
6319	–	1	1	–	–	–	–	1	1	–	–	–	–	–	–	–	–	–
6399	1	1	–	–	–	–	–	1	–	–	–	–	1	–	–	–	–	–
6421	51	30	16	8	1	1	35	23	8	5	6	7	3	–	–	–	–	–
6422	265	374	374	13	19	26	166	180	144	49	168	188	37	7	15	–	–	1
6423	19	29	26	4	8	3	11	13	15	1	8	6	3	–	–	–	–	2
6424	1	2	1	–	–	–	1	1	1	–	1	–	–	–	–	–	–	–
6431	–	1	1	–	–	–	–	1	1	–	–	–	–	–	–	–	–	–
6434	2	1	–	–	–	–	2	–	–	–	1	–	–	–	–	–	–	–
6436	3	4	–	–	–	–	2	3	–	1	1	–	–	–	–	–	–	–
6462	8	5	2	–	3	–	5	1	2	3	1	–	–	–	–	–	–	–
6463	–	–	1	–	–	–	–	–	–	–	–	1	–	–	–	–	–	–
6493	–	–	1	–	–	–	–	–	1	–	–	–	–	–	–	–	–	–
6511	1	2	2	–	–	–	–	2	2	1	–	–	–	–	–	–	–	–
6512	2	1	2	–	–	–	1	1	2	1	–	–	–	–	–	–	–	–
6541	–	1	3	–	–	–	–	1	2	–	–	1	–	–	–	–	–	–
6550	21	26	10	8	13	5	12	11	5	–	2	–	1	–	–	–	–	–
6611	1	–	–	–	–	–	–	–	–	1	–	–	–	–	–	–	–	–
6612	–	2	1	–	–	–	–	1	1	–	1	–	–	–	–	–	–	–
6613	3	–	–	–	–	–	1	–	–	2	–	–	–	–	–	–	–	–
6619	–	–	1	–	–	–	–	–	1	–	–	–	–	–	–	–	–	–
6621	1	–	–	–	–	–	1	–	–	–	–	–	–	–	–	–	–	–
6622	1	4	2	–	–	–	1	1	1	–	3	1	–	–	–	–	–	–
6630	4	4	4	–	–	–	–	–	–	4	4	4	–	–	–	–	–	–
6810	90	11	9	–	–	3	86	9	4	3	2	2	1	–	–	–	–	–
6821	1	1	–	–	–	–	1	1	–	–	–	–	–	–	–	–	–	–
6822	7	10	8	–	1	–	5	6	6	2	3	1	–	–	1	–	–	–
6911	3	2	2	–	–	–	–	2	2	2	–	–	1	–	–	–	–	–
6912	1	1	–	–	–	–	1	1	–	–	–	–	–	–	–	–	–	–
6920	22	22	13	3	2	–	13	16	13	6	4	–	–	–	–	–	–	–
7010	1	2	–	–	–	–	–	–	–	1	2	–	–	–	–	–	–	–
7020	31	25	13	4	4	2	22	18	9	5	3	2	–	–	–	–	–	–
7111	1	4	1	–	–	–	–	2	–	1	2	1	–	–	–	–	–	–
7112	99	154	103	23	28	18	46	86	54	24	39	30	5	–	1	1	1	–
7119	41	18	10	11	8	4	20	5	5	7	4	1	–	1	–	3	–	–
7120	7	5	2	2	4	–	4	1	2	1	–	–	–	–	–	–	–	–
7210	7	5	4	3	–	–	1	4	3	3	1	1	–	–	–	–	–	–
7220	3	1	–	–	–	–	1	–	–	2	1	–	–	–	–	–	–	–
7311	2	1	1	–	–	–	2	–	–	–	1	1	–	–	–	–	–	–
7312	1	1	1	–	–	–	1	1	1	–	–	–	–	–	–	–	–	–
7319	8	9	6	–	–	–	7	7	4	1	2	2	–	–	–	–	–	–
7320	1	3	2	–	–	1	–	1	–	1	1	1	–	–	–	–	1	–
7410	1	–	1	–	–	–	1	–	1	–	–	–	–	–	–	–	–	–
7420	5	7	2	–	–	1	1	1	1	4	6	–	–	–	–	–	–	–
7490	23	16	10	4	2	1	19	10	7	–	4	2	–	–	–	–	–	–
7500	1	–	3	–	–	1	1	–	2	–	–	–	–	–	–	–	–	–
7711	14	15	14	1	–	1	6	11	11	6	3	2	–	–	–	1	1	–
7719	5	3	5	1	–	–	–	1	3	2	1	1	2	1	1	–	–	–
7721	–	–	2	–	–	–	–	–	–	–	–	2	–	–	–	–	–	–
7723	1	–	–	–	–	–	–	–	–	1	–	–	–	–	–	–	–	–
7729	6	3	2	1	1	–	3	2	1	1	–	1	–	–	–	1	–	–
7731	2	3	1	–	–	–	–	1	1	2	2	–	–	–	–	–	–	–
7732	43	35	15	1	3	–	21	20	8	14	12	6	5	–	1	2	–	–
7733	4	6	2	–	–	–	2	4	1	2	1	1	–	–	–	–	1	–
7739	26	36	15	2	2	1	16	27	11	7	6	3	–	–	–	1	1	–
7740	–	1	–	–	–	–	–	1	–	–	–	–	–	–	–	–	–	–
7810	13	25	14	–	2	4	6	10	3	4	13	7	3	–	–	–	–	–
7820	37	43	47	5	1	4	22	23	22	6	19	21	3	–	–	1	–	–

Capítulo 45 - Bahia

45.1 - Quantidade de acidentes do trabalho liquidados, por consequência, segundo a Classificação Nacional de Atividades Econômicas (CNAE), no estado da Bahia - 2014/2016

(conclusão)

CNAE	QUANTIDADE DE ACIDENTES DO TRABALHO LIQUIDADOS																	
	Total			Consequência														
				Assistência Médica			Menos de 15 dias			Mais de 15 dias			Incapacidade Permanente			Óbito		
	2014	2015	2016	2014	2015	2016	2014	2015	2016	2014	2015	2016	2014	2015	2016	2014	2015	2016
7830	29	46	49	3	1	5	17	30	31	9	15	12	–	–	1	–	–	–
7911	6	4	4	–	2	–	4	2	4	2	–	–	–	–	–	–	–	–
7990	1	–	–	–	–	–	–	–	–	–	–	–	1	–	–	–	–	–
8011	90	103	87	8	11	10	50	57	43	25	30	33	4	–	–	3	5	1
8012	79	81	94	–	–	3	51	54	68	21	26	21	3	1	–	4	–	2
8020	9	8	8	–	2	–	4	5	6	5	1	2	–	–	–	–	–	–
8030	10	6	1	–	–	–	–	–	–	10	6	1	–	–	–	–	–	–
8111	13	12	18	1	–	–	10	8	7	2	4	11	–	–	–	–	–	–
8112	71	83	82	4	8	3	42	59	63	24	14	16	1	1	–	–	1	–
8121	52	63	75	2	6	12	37	23	30	10	34	31	3	–	2	–	–	–
8122	2	4	2	–	–	–	1	1	1	1	3	1	–	–	–	–	–	–
8129	8	14	6	3	2	2	4	9	4	1	3	–	–	–	–	–	–	–
8130	11	7	7	1	–	–	1	3	5	9	4	2	–	–	–	–	–	–
8211	21	15	25	3	2	1	11	11	20	3	2	4	4	–	–	–	–	–
8219	16	19	12	1	1	–	12	14	11	3	4	1	–	–	–	–	–	–
8220	68	165	149	6	5	5	50	89	83	11	70	60	1	–	–	–	1	1
8230	3	6	8	–	–	1	1	5	5	1	–	2	1	–	–	–	1	–
8291	4	5	7	1	–	–	1	5	6	2	–	1	–	–	–	–	–	–
8292	11	3	4	–	–	–	9	1	1	2	2	2	–	–	1	–	–	–
8299	67	72	72	9	5	3	35	44	38	17	21	28	4	–	2	2	2	1
8411	275	272	303	94	95	70	83	85	117	55	78	99	42	12	16	1	2	1
8412	15	5	6	2	2	1	12	1	4	1	2	1	–	–	–	–	–	–
8422	–	3	4	–	–	2	–	3	2	–	–	–	–	–	–	–	–	–
8423	5	12	6	1	–	–	3	3	1	–	9	5	1	–	–	–	–	–
8424	36	10	8	23	4	2	12	4	5	1	2	1	–	–	–	–	–	–
8430	2	1	1	–	–	–	2	1	1	–	–	–	–	–	–	–	–	–
8511	175	106	51	–	–	–	2	2	3	173	104	48	–	–	–	–	–	–
8512	13	17	11	1	2	–	6	12	10	6	3	1	–	–	–	–	–	–
8513	44	40	30	8	14	4	14	18	21	19	8	5	3	–	–	–	–	–
8520	15	19	20	2	6	2	9	10	15	4	3	3	–	–	–	–	–	–
8531	29	43	39	1	8	5	13	23	24	15	12	10	–	–	–	–	–	–
8532	22	7	19	4	–	–	13	4	16	5	3	3	–	–	–	–	–	–
8541	6	4	2	1	1	–	4	3	2	1	–	–	–	–	–	–	–	–
8542	1	–	–	–	–	–	–	–	–	1	–	–	–	–	–	–	–	–
8550	–	4	1	–	–	–	–	3	1	–	1	–	–	–	–	–	–	–
8591	1	–	–	–	–	–	1	–	–	–	–	–	–	–	–	–	–	–
8593	4	3	2	–	–	–	4	3	–	–	–	2	–	–	–	–	–	–
8599	64	49	56	5	1	6	48	42	45	9	6	4	2	–	–	–	–	1
8610	1.525	1.501	1.677	627	650	794	807	691	735	75	159	148	13	–	–	3	1	–
8621	–	1	–	–	–	–	–	–	–	–	1	–	–	–	–	–	–	–
8622	1	–	–	–	–	–	–	–	–	1	–	–	–	–	–	–	–	–
8630	48	75	73	15	23	28	28	44	42	4	7	3	1	1	–	–	–	–
8640	60	89	76	30	36	34	21	47	38	9	6	4	–	–	–	–	–	–
8650	2	8	10	1	3	–	–	5	9	1	–	1	–	–	–	–	–	–
8660	74	78	154	35	37	98	35	34	52	4	7	4	–	–	–	–	–	–
8690	21	18	22	4	5	6	16	11	13	1	2	3	–	–	–	–	–	–
8711	12	8	7	–	–	–	11	5	5	1	3	2	–	–	–	–	–	–
8712	1	1	2	–	–	1	1	1	1	–	–	–	–	–	–	–	–	–
8720	3	2	1	–	–	–	2	2	1	1	–	–	–	–	–	–	–	–
8730	1	–	1	–	–	–	–	–	1	1	–	–	–	–	–	–	–	–
8800	20	32	44	2	–	–	12	30	41	4	2	3	2	–	–	–	–	–
9001	2	3	3	–	–	1	1	2	–	1	1	2	–	–	–	–	–	–
9003	1	2	4	–	–	–	–	2	3	–	–	1	1	–	–	–	–	–
9101	3	2	1	–	–	–	2	1	1	1	1	–	–	–	–	–	–	–
9102	1	–	–	–	–	–	1	–	–	–	–	–	–	–	–	–	–	–
9103	1	–	–	–	–	–	1	–	–	–	–	–	–	–	–	–	–	–
9311	3	1	–	–	–	–	1	1	–	2	–	–	–	–	–	–	–	–
9312	6	7	10	–	–	–	2	2	9	3	5	–	1	–	–	–	–	1
9313	4	2	4	–	–	–	2	1	3	2	1	1	–	–	–	–	–	–
9321	3	3	1	1	1	–	–	2	1	–	–	–	2	–	–	–	–	–
9329	3	2	1	–	–	–	2	1	1	1	1	–	–	–	–	–	–	–
9411	1	2	4	–	–	1	1	2	2	–	–	1	–	–	–	–	–	–
9412	2	3	6	–	–	–	2	3	5	–	–	1	–	–	–	–	–	–
9420	17	18	12	–	1	–	9	14	10	5	3	2	3	–	–	–	–	–
9430	233	159	114	123	81	38	91	57	65	17	19	10	2	1	1	–	1	–
9491	26	25	34	3	2	3	14	17	21	6	3	3	3	3	7	–	–	–
9492	37	13	13	–	–	–	–	–	–	37	13	13	–	–	–	–	–	–
9493	1	1	–	–	–	–	1	–	–	–	1	–	–	–	–	–	–	–
9499	21	32	50	–	1	3	14	29	37	7	2	10	–	–	–	–	–	–
9511	18	11	15	1	1	1	11	6	9	6	4	5	–	–	–	–	–	–
9512	3	–	2	–	–	–	3	–	1	–	–	1	–	–	–	–	–	–
9521	2	6	2	–	–	–	–	3	1	2	3	1	–	–	–	–	–	–
9529	–	3	3	–	1	–	–	1	–	–	1	3	–	–	–	–	–	–
9601	13	11	11	2	1	1	7	7	7	4	3	3	–	–	–	–	–	–
9602	1	6	9	–	–	–	–	2	5	1	4	3	–	–	1	–	–	–
9603	6	5	2	–	–	–	2	4	1	3	1	1	1	–	–	–	–	–
9609	1	–	1	–	–	–	–	–	–	1	–	1	–	–	–	–	–	–
9700	2	–	–	1	–	–	1	–	–	–	–	–	–	–	–	–	–	–
Ignorado	6.898	4.479	4.556	8	–	1	57	79	58	6.652	3.939	3.937	180	458	559	1	3	1

Fonte: DATAPREV, CAT, SUB.

Nota: Os dados são preliminares, estando sujeitos a correções.

Capítulo 45 - Bahia

45.2 - Quantidade mensal de acidentes do trabalho liquidados, por consequência, no estado da Bahia - 2014/2016

MESES	QUANTIDADE DE ACIDENTES DO TRABALHO LIQUIDADOS																	
	Total			Consequência														
				Assistência Médica			Menos de 15 dias			Mais de 15 dias			Incapacidade Permanente			Óbito		
	2014	2015	2016	2014	2015	2016	2014	2015	2016	2014	2015	2016	2014	2015	2016	2014	2015	2016
TOTAL	**22.656**	**18.851**	**17.464**	**3.160**	**2.870**	**2.683**	**8.074**	**8.126**	**7.189**	**10.535**	**7.239**	**6.848**	**772**	**523**	**664**	**115**	**93**	**80**
Janeiro	1.969	1.737	1.446	273	242	231	668	661	564	956	782	617	63	42	28	9	10	6
Fevereiro	1.735	1.496	1.386	228	208	192	618	585	549	804	643	601	76	55	41	9	5	3
Março	1.827	1.758	1.722	255	270	279	632	758	619	868	651	742	63	71	76	9	8	6
Abril	1.812	1.603	1.541	247	257	234	639	674	591	862	602	635	52	59	73	12	11	8
Maio	1.995	1.643	1.568	249	261	223	697	732	634	950	593	645	90	44	59	9	13	7
Junho	1.661	1.549	1.376	238	317	203	546	637	561	820	517	536	53	75	68	4	3	8
Julho	2.091	1.657	1.553	287	259	220	702	720	646	1.008	633	623	85	36	60	9	9	4
Agosto	1.997	1.614	1.566	261	233	228	715	733	695	954	618	563	56	22	70	11	8	10
Setembro	2.004	1.508	1.441	280	183	246	744	690	609	888	595	516	84	34	62	8	6	8
Outubro	2.148	1.564	1.339	371	224	220	758	763	569	948	544	486	62	26	58	9	7	6
Novembro	1.884	1.475	1.277	254	216	205	751	671	568	801	552	463	57	29	36	21	7	5
Dezembro	1.533	1.247	1.249	217	200	202	604	502	584	676	509	421	31	30	33	5	6	9

Fonte: DATAPREV, CAT, SUB.
Nota: Os dados são preliminares, estando sujeitos a correções.

DISTRIBUIÇÃO DE ACIDENTES DO TRABALHO LIQUIDADOS, POR CONSEQUÊNCIA, NO ESTADO DA BAHIA - 2016

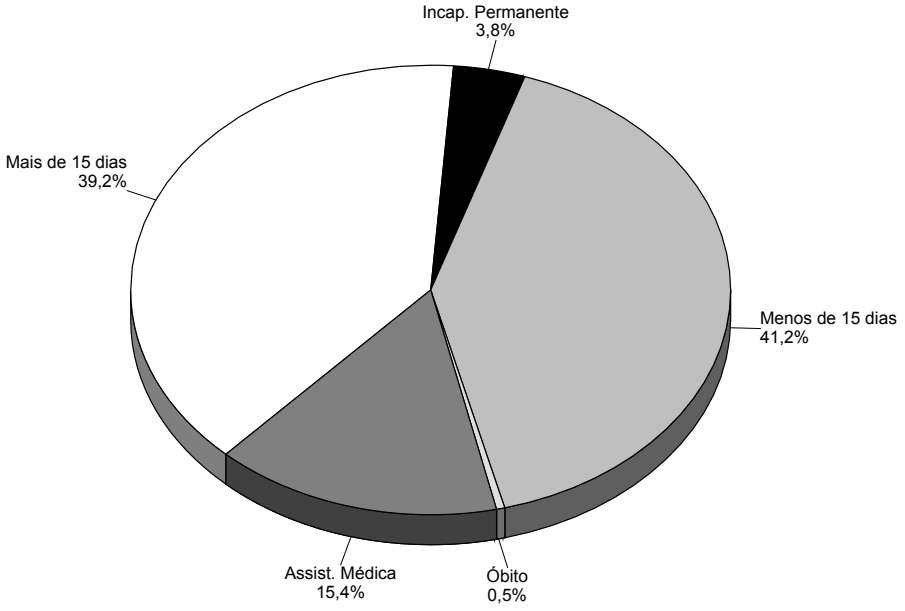

Fonte: DATAPREV, CAT, SUB.

Capítulo 46 - Minas Gerais

46.1 - Quantidade de acidentes do trabalho liquidados, por consequência, segundo a Classificação Nacional de Atividades Econômicas (CNAE), no estado de Minas Gerais - 2014/2016

(continua)

CNAE	QUANTIDADE DE ACIDENTES DO TRABALHO LIQUIDADOS																	
	Total			Consequência														
				Assistência Médica			Menos de 15 dias			Mais de 15 dias			Incapacidade Permanente			Óbito		
	2014	2015	2016	2014	2015	2016	2014	2015	2016	2014	2015	2016	2014	2015	2016	2014	2015	2016
TOTAL	**76.034**	**64.711**	**60.580**	**11.966**	**10.901**	**10.816**	**33.237**	**33.296**	**29.142**	**28.910**	**19.017**	**18.994**	**1.578**	**1.189**	**1.342**	**343**	**308**	**286**
0111	152	79	69	4	5	3	62	49	47	81	24	19	2	–	–	3	1	–
0112	159	64	45	–	–	–	6	8	3	153	55	41	–	1	–	–	–	1
0113	111	95	73	6	6	6	84	71	53	18	18	14	2	–	–	1	–	–
0114	–	1	–	–	–	–	–	–	–	–	1	–	–	–	–	–	–	–
0115	89	60	51	5	3	1	67	52	34	15	5	15	–	–	–	2	–	1
0116	7	6	–	–	–	–	6	4	–	1	1	–	–	–	–	–	1	–
0119	54	36	47	1	1	2	40	29	34	12	6	9	1	–	–	–	–	2
0121	169	54	50	–	–	2	23	22	29	145	31	18	1	–	–	–	1	1
0122	13	14	9	1	–	2	10	13	6	2	–	1	–	–	–	–	1	–
0131	77	73	58	6	14	12	52	42	28	18	15	18	1	1	–	–	1	–
0132	153	199	281	3	6	11	120	153	209	28	37	55	–	1	1	2	2	5
0133	58	87	59	2	5	6	47	68	36	6	13	15	2	1	1	1	–	1
0134	439	320	340	13	16	8	312	251	262	111	52	69	3	1	–	–	–	1
0135	–	1	6	–	–	–	–	–	–	–	–	–	–	1	6	–	–	–
0139	52	44	39	2	3	–	18	16	14	31	24	25	–	–	–	1	1	–
0141	156	219	261	8	20	14	96	155	175	51	37	67	1	6	2	–	1	3
0142	12	7	13	1	1	–	7	4	8	4	1	4	–	–	1	–	1	–
0151	369	278	246	6	9	3	210	219	171	143	48	67	6	1	2	4	1	3
0152	11	10	4	3	–	–	6	7	3	2	2	1	–	1	–	–	–	–
0153	2	1	1	–	–	–	–	–	–	2	–	–	–	1	1	–	–	–
0154	44	54	44	2	3	4	33	38	24	6	11	16	2	–	–	1	2	–
0155	117	117	115	7	1	5	93	85	81	14	30	29	2	–	–	1	1	–
0159	6	4	1	–	1	–	5	2	–	1	1	1	–	–	–	–	–	–
0161	224	180	168	9	3	8	149	123	103	58	48	49	5	3	4	3	3	4
0162	68	60	68	–	2	2	44	39	36	23	14	24	1	2	6	–	3	–
0163	13	12	17	–	–	2	6	6	10	5	6	5	2	–	–	–	–	–
0210	249	207	184	49	32	32	135	119	100	60	55	50	4	–	1	1	1	1
0220	10	16	15	–	1	–	4	10	13	5	5	2	–	–	–	1	–	–
0230	224	165	152	76	50	33	117	85	86	23	28	31	7	2	2	1	–	–
0311	2	–	1	–	–	–	2	–	1	–	–	–	–	–	–	–	–	–
0312	–	3	3	–	–	–	–	–	–	–	3	3	–	–	–	–	–	–
0322	3	–	1	–	–	–	1	–	–	2	–	1	–	–	–	–	–	–
0600	1	1	–	1	–	–	–	–	–	–	1	–	–	–	–	–	–	–
0710	600	421	327	367	253	186	176	119	107	51	37	33	3	–	–	3	12	1
0721	35	10	6	12	2	2	19	7	4	4	–	–	–	–	–	–	1	–
0723	1	1	2	–	1	–	1	–	2	–	–	–	–	–	–	–	–	–
0724	117	129	106	76	78	64	27	30	30	13	20	12	–	–	–	1	1	–
0725	3	3	9	–	2	5	3	1	4	–	–	–	–	–	–	–	–	–
0729	33	14	13	25	10	3	3	2	6	2	2	3	2	–	–	1	–	1
0810	264	253	228	34	41	22	127	156	141	80	47	62	18	3	2	5	6	1
0891	17	25	21	7	12	12	4	9	6	5	4	3	–	–	–	1	–	–
0893	26	15	11	2	–	–	21	12	11	2	3	–	1	–	–	–	–	–
0899	67	72	43	7	3	9	43	53	25	12	15	7	5	1	1	–	–	1
0910	2	5	2	1	1	–	1	1	1	–	3	1	–	–	–	–	–	–
0990	12	9	4	5	3	–	7	2	2	–	4	2	–	–	–	–	–	–
1011	748	615	612	122	109	143	472	389	339	149	114	127	4	–	2	1	3	1
1012	1.118	1.117	1.213	503	533	705	350	385	375	262	197	130	3	–	–	–	2	3
1013	98	121	144	23	42	40	55	62	80	17	16	23	2	1	–	1	–	1
1020	2	5	2	–	–	–	–	1	–	2	4	2	–	–	–	–	–	–
1031	59	43	66	1	–	5	35	34	40	20	9	20	3	–	1	–	–	–
1032	9	6	6	–	–	–	7	6	4	2	–	2	–	–	–	–	–	–
1033	77	52	34	20	9	5	48	36	25	9	7	4	–	–	–	–	–	–
1041	2	2	–	1	–	–	–	1	–	1	–	–	–	–	–	–	1	–
1042	4	12	5	2	6	2	1	2	2	1	4	1	–	–	–	–	–	–
1043	19	10	11	19	10	11	–	–	–	–	–	–	–	–	–	–	–	–
1051	62	41	51	7	1	2	36	36	35	17	4	14	2	–	–	–	–	–
1052	414	528	529	67	93	94	246	340	324	95	93	107	5	1	1	1	1	3
1053	24	26	24	1	2	–	13	20	14	7	4	10	1	–	–	2	–	–
1061	17	6	12	–	–	–	7	3	4	8	3	8	1	–	–	1	–	–
1062	95	65	56	–	1	1	84	59	48	9	5	7	2	–	–	–	–	–
1063	1	2	3	–	–	–	1	1	3	–	1	–	–	–	–	–	–	–
1064	4	3	3	–	1	–	–	–	2	4	2	1	–	–	–	–	–	–
1065	25	19	26	9	12	10	11	5	7	3	2	9	2	–	–	–	–	–
1066	236	214	230	17	21	30	146	153	146	62	40	53	7	–	–	4	–	1
1069	76	64	70	16	17	29	43	33	29	14	14	12	3	–	–	–	–	–
1071	797	575	589	281	257	245	376	243	255	119	72	86	19	2	–	2	1	3
1081	83	74	84	6	6	8	60	55	53	16	12	23	–	–	–	1	1	–
1082	3	3	–	–	–	–	3	3	–	–	–	–	–	–	–	–	–	–
1091	257	267	243	13	7	9	150	190	156	87	70	76	4	–	–	3	–	2
1092	45	77	66	2	8	7	29	55	44	13	14	14	–	–	1	1	–	–
1093	72	64	65	1	4	8	53	44	48	17	16	9	1	–	–	–	–	–
1094	71	70	79	12	11	15	38	47	43	20	12	21	1	–	–	–	–	–
1095	9	3	8	1	–	1	4	2	2	3	1	4	1	–	–	–	–	1
1096	18	14	23	2	1	3	7	9	8	9	4	12	–	–	–	–	–	–
1099	261	250	203	50	48	38	162	161	122	43	39	41	6	–	–	–	2	2
1111	13	12	3	–	–	–	3	7	2	9	5	1	1	–	–	–	–	–
1112	7	12	4	–	–	–	4	10	4	3	2	–	–	–	–	–	–	–

Capítulo 46 - Minas Gerais

46.1 - Quantidade de acidentes do trabalho liquidados, por consequência, segundo a Classificação Nacional de Atividades Econômicas (CNAE), no estado de Minas Gerais - 2014/2016

(continuação)

CNAE	QUANTIDADE DE ACIDENTES DO TRABALHO LIQUIDADOS																	
	Total			Consequência														
				Assistência Médica			Menos de 15 dias			Mais de 15 dias			Incapacidade Permanente			Óbito		
	2014	2015	2016	2014	2015	2016	2014	2015	2016	2014	2015	2016	2014	2015	2016	2014	2015	2016
1113	63	50	71	27	26	24	17	17	35	18	7	11	–	–	–	1	–	1
1121	24	33	23	2	2	3	17	23	12	5	8	8	–	–	–	–	–	–
1122	130	107	81	57	44	28	55	47	36	14	15	17	4	–	–	–	1	–
1210	1	–	–	–	–	–	1	–	–	–	–	–	–	–	–	–	–	–
1220	10	17	11	3	8	3	4	7	7	3	2	1	–	–	–	–	–	–
1311	63	63	55	3	5	5	51	50	32	8	8	17	1	–	–	–	–	1
1312	8	11	9	–	–	–	8	10	7	–	1	2	–	–	–	–	–	–
1313	1	1	1	–	–	–	1	1	1	–	–	–	–	–	–	–	–	–
1314	1	1	1	–	–	–	–	1	1	1	–	–	–	–	–	–	–	–
1321	120	88	112	11	4	5	59	63	87	48	20	20	2	–	–	–	1	–
1322	2	–	1	–	–	–	2	–	1	–	–	–	–	–	–	–	–	–
1323	–	–	1	–	–	–	–	–	1	–	–	–	–	–	–	–	–	–
1330	22	17	13	1	–	–	19	14	11	2	3	2	–	–	–	–	–	–
1340	49	29	37	3	1	–	30	25	22	16	3	14	–	–	1	–	–	–
1351	85	87	62	–	5	2	59	52	47	19	29	13	6	1	–	1	–	–
1352	2	5	6	–	–	–	1	3	3	1	2	3	–	–	–	–	–	–
1354	19	16	21	5	–	1	10	13	16	3	3	4	1	–	–	–	–	–
1359	223	156	142	36	21	11	152	110	113	30	25	18	5	–	–	–	–	–
1411	35	29	32	2	2	3	25	22	19	6	5	10	2	–	–	–	–	–
1412	161	208	172	20	44	23	88	104	89	46	59	58	7	–	2	–	1	–
1413	29	34	18	8	5	4	13	25	9	7	3	5	1	–	–	–	1	–
1414	18	12	16	1	–	–	9	9	11	8	3	5	–	–	–	–	–	–
1421	7	6	6	2	–	–	–	2	2	5	4	4	–	–	–	–	–	–
1422	5	4	8	–	–	–	1	3	5	4	1	3	–	–	–	–	–	–
1510	102	64	71	20	4	28	55	45	32	21	15	11	6	–	–	–	–	–
1521	16	15	11	1	–	–	8	6	8	7	9	3	–	–	–	–	–	–
1529	8	5	7	–	–	1	4	4	2	4	1	4	–	–	–	–	–	–
1531	92	61	73	–	–	2	62	48	42	30	13	29	–	–	–	–	–	–
1532	62	58	58	2	4	7	44	44	38	16	10	13	–	–	–	–	–	–
1533	39	26	23	4	2	–	24	17	15	11	7	8	–	–	–	–	–	–
1539	135	76	80	48	19	12	66	46	57	19	10	11	2	–	–	–	1	–
1540	11	16	14	–	2	1	4	8	9	7	6	4	–	–	–	–	–	–
1610	210	210	185	5	2	5	105	136	121	86	70	57	12	–	1	2	2	1
1621	37	28	28	13	7	17	17	15	8	6	6	2	1	–	–	–	–	1
1622	33	28	20	1	–	–	14	20	12	16	8	8	1	–	–	1	–	–
1623	53	35	21	2	–	1	29	25	18	20	10	2	1	–	–	1	–	–
1629	69	62	80	3	7	15	37	25	30	25	30	35	2	–	–	2	–	–
1710	42	50	22	14	12	12	24	27	7	4	7	3	–	–	–	–	4	–
1721	52	34	23	1	1	–	32	24	15	19	9	8	–	–	–	–	–	–
1722	1	2	–	–	–	–	–	–	–	1	2	–	–	–	–	–	–	–
1731	89	59	54	–	1	1	28	25	35	61	32	18	–	1	–	–	–	–
1732	5	4	2	–	–	–	–	–	–	5	4	2	–	–	–	–	–	–
1733	97	76	76	5	5	5	65	52	46	22	19	25	5	–	–	–	–	–
1741	27	20	6	–	1	–	9	10	3	15	9	3	3	–	–	–	–	–
1742	19	19	24	2	2	3	12	14	18	4	3	3	1	–	–	–	–	–
1749	19	17	25	–	2	–	14	12	14	4	3	10	1	–	–	–	–	1
1811	50	42	35	2	1	1	20	34	25	25	7	9	2	–	–	1	–	–
1812	49	33	12	–	–	–	3	4	6	44	29	6	2	–	–	–	–	–
1813	48	39	24	–	–	1	23	32	17	21	7	6	4	–	–	–	–	–
1821	8	12	6	–	–	1	4	8	5	4	4	–	–	–	–	–	–	–
1822	3	1	8	–	–	–	2	1	4	1	–	4	–	–	–	–	–	–
1910	5	3	–	–	–	–	–	1	–	5	2	–	–	–	–	–	–	–
1921	10	7	10	6	5	7	2	2	3	2	–	–	–	–	–	–	–	–
1922	41	19	20	1	2	1	35	15	19	5	2	–	–	–	–	–	–	–
1931	743	640	562	151	105	101	483	465	370	97	68	86	7	–	–	5	2	5
1932	2	2	4	–	1	1	1	1	3	1	–	–	–	–	–	–	–	–
2012	21	23	22	1	–	1	16	17	18	4	6	3	–	–	–	–	–	–
2013	170	190	140	54	104	60	89	71	62	23	15	17	4	–	–	–	–	1
2014	10	5	4	2	1	–	6	3	4	1	1	–	–	–	–	1	–	–
2019	38	41	39	4	8	6	27	32	26	7	1	7	–	–	–	–	–	–
2021	8	1	2	–	–	–	2	1	2	5	–	–	1	–	–	–	–	–
2022	4	2	–	–	–	–	1	1	–	3	1	–	–	–	–	–	–	–
2029	6	4	3	–	–	–	4	2	1	–	2	2	2	–	–	–	–	–
2031	5	4	1	–	–	–	–	2	–	5	2	1	–	–	–	–	–	–
2032	–	1	–	–	–	–	–	1	–	–	–	–	–	–	–	–	–	–
2040	11	11	12	6	7	8	1	4	3	4	–	1	–	–	–	–	–	–
2051	14	10	7	11	4	2	2	5	5	1	1	–	–	–	–	–	–	–
2061	30	14	13	1	–	–	17	10	10	11	4	3	1	–	–	–	–	–
2062	41	32	30	–	–	–	24	26	22	15	6	8	2	–	–	–	–	–
2063	59	58	73	3	4	7	43	42	59	11	12	7	2	–	–	–	–	–
2071	10	22	16	1	–	–	7	17	10	2	5	5	–	–	–	–	–	1
2073	1	1	4	–	–	1	–	1	2	1	–	1	–	–	–	–	–	–
2091	6	3	1	–	–	–	–	–	1	6	3	–	–	–	–	–	–	–
2092	23	17	17	2	1	1	13	10	8	3	4	6	1	–	1	4	2	1
2093	3	3	7	–	–	2	1	3	4	2	–	1	–	–	–	–	–	–
2099	50	47	33	16	9	9	24	24	15	9	13	9	1	–	–	–	1	–
2110	1	2	2	–	–	–	–	–	2	1	2	–	–	–	–	–	–	–
2121	148	128	95	12	9	7	101	99	65	33	20	23	–	–	–	2	–	–
2122	39	21	23	–	4	7	36	14	15	3	3	1	–	–	–	–	–	–

Capítulo 46 - Minas Gerais

46.1 - Quantidade de acidentes do trabalho liquidados, por consequência, segundo a Classificação Nacional de Atividades Econômicas (CNAE), no estado de Minas Gerais - 2014/2016

(continuação)

CNAE	QUANTIDADE DE ACIDENTES DO TRABALHO LIQUIDADOS																	
	Total			Consequência														
				Assistência Médica			Menos de 15 dias			Mais de 15 dias			Incapacidade Permanente			Óbito		
	2014	2015	2016	2014	2015	2016	2014	2015	2016	2014	2015	2016	2014	2015	2016	2014	2015	2016
2123	5	7	6	1	–	–	3	7	5	1	–	1	–	–	–	–	–	–
2211	11	6	4	–	–	–	–	–	–	10	6	4	1	–	–	–	–	–
2212	52	48	52	–	4	7	35	30	33	15	14	11	2	–	–	–	–	1
2219	211	91	91	31	11	15	60	50	42	115	29	34	5	–	–	–	1	–
2221	15	16	14	–	2	1	13	13	12	2	1	1	–	–	–	–	–	–
2222	244	223	240	15	18	14	148	153	175	77	51	51	4	–	–	–	1	–
2223	48	33	19	11	7	8	29	23	7	7	3	3	1	–	–	–	–	1
2229	401	244	181	20	12	11	303	201	127	72	31	43	4	–	–	2	–	–
2311	122	107	87	2	2	–	101	95	76	19	10	11	–	–	–	–	–	–
2312	1	–	1	–	–	–	–	–	1	–	–	–	1	–	–	–	–	–
2319	15	22	11	1	1	–	8	17	7	6	4	4	–	–	–	–	–	–
2320	131	112	176	65	62	105	44	42	54	20	8	16	2	–	–	–	–	1
2330	303	250	205	10	17	15	178	171	125	101	62	64	12	–	–	2	–	1
2341	98	56	32	66	34	16	19	18	12	11	4	4	2	–	–	–	–	–
2342	159	161	130	2	5	13	70	76	58	68	76	56	18	2	2	1	2	1
2349	48	64	93	3	15	35	28	36	40	15	13	17	2	–	–	–	–	1
2391	131	123	120	11	10	3	72	83	81	46	29	35	2	–	1	–	1	–
2392	136	121	84	38	37	33	69	69	37	23	15	14	4	–	–	2	–	–
2399	112	101	112	24	38	33	61	51	61	23	12	18	3	–	–	1	–	–
2411	246	172	225	31	35	68	137	113	112	74	24	44	3	–	–	1	–	1
2412	162	76	105	45	26	24	82	37	55	33	12	26	1	–	–	1	1	–
2421	14	4	4	3	–	1	10	3	2	1	1	–	–	–	–	–	–	1
2422	134	118	107	64	68	43	55	40	49	13	9	11	2	–	–	–	1	4
2423	281	197	204	185	132	125	51	49	51	30	14	23	14	–	–	1	2	5
2424	175	85	47	86	42	25	71	36	19	14	6	3	4	–	–	–	1	–
2431	66	48	41	24	15	15	34	29	23	7	4	3	1	–	–	–	–	–
2439	6	4	2	4	–	1	2	3	1	–	1	–	–	–	–	–	–	–
2441	44	36	35	12	11	7	23	17	24	8	8	4	1	–	–	–	–	–
2442	–	2	–	–	–	–	–	–	–	–	2	–	–	–	–	–	–	–
2449	63	62	57	26	15	22	24	36	28	8	11	6	5	–	–	–	–	1
2451	546	309	234	267	166	94	207	109	102	67	34	36	5	–	–	–	–	2
2452	82	83	56	22	18	16	31	44	17	28	21	23	1	–	–	–	–	–
2511	389	288	241	63	31	11	224	210	169	95	45	59	6	–	1	1	2	1
2512	89	70	72	–	1	4	42	46	44	45	21	23	1	–	1	1	2	–
2513	174	103	70	25	9	8	112	83	44	35	11	18	2	–	–	–	–	–
2521	71	32	19	1	–	2	52	27	12	17	5	5	1	–	–	–	–	–
2522	20	14	6	–	–	–	5	7	5	13	7	1	2	–	–	–	–	–
2531	52	15	19	11	6	4	32	7	12	8	2	2	1	–	–	–	–	1
2532	62	69	62	3	7	5	49	46	46	9	16	11	–	–	–	1	–	–
2539	167	136	83	30	10	8	96	108	55	39	18	19	2	–	1	–	–	–
2541	3	1	3	–	–	–	1	1	2	1	–	1	1	–	–	–	–	–
2542	77	68	48	2	2	–	40	49	30	34	17	18	1	–	–	–	–	–
2543	22	12	21	1	1	3	13	9	14	8	2	4	–	–	–	–	–	–
2550	47	50	30	6	3	3	38	44	27	2	3	–	1	–	–	–	–	–
2591	36	54	54	2	1	17	23	43	24	11	10	13	–	–	–	–	–	–
2592	72	61	63	13	15	14	42	29	29	16	17	19	1	–	1	–	–	–
2593	31	21	25	3	3	1	14	14	17	13	4	7	1	–	–	–	–	–
2599	310	270	181	42	24	14	183	194	136	81	51	31	3	1	–	1	–	–
2610	58	61	16	26	16	3	26	38	11	6	7	1	–	–	–	–	–	1
2621	28	20	16	3	2	7	23	15	6	2	3	3	–	–	–	–	–	–
2622	51	34	22	3	3	1	45	26	16	3	5	5	–	–	–	–	–	–
2631	7	8	9	–	–	1	4	6	7	3	–	1	–	–	–	–	2	–
2632	14	12	12	2	1	3	12	11	9	–	–	–	–	–	–	–	–	–
2640	13	7	11	–	–	–	9	6	9	4	1	2	–	–	–	–	–	–
2651	54	32	29	18	6	4	35	26	22	1	–	3	–	–	–	–	–	–
2652	–	–	2	–	–	–	–	–	2	–	–	–	–	–	–	–	–	–
2660	16	6	8	11	2	3	4	3	3	1	1	2	–	–	–	–	–	–
2670	–	1	–	–	–	–	–	1	–	–	–	–	–	–	–	–	–	–
2710	129	78	62	17	13	9	104	61	43	6	4	10	1	–	–	1	–	–
2721	5	13	8	–	–	–	–	1	–	2	12	8	3	–	–	–	–	–
2722	20	12	21	–	–	1	7	6	12	11	6	8	2	–	–	–	–	–
2731	49	70	25	2	31	6	36	36	16	10	3	3	1	–	–	–	–	–
2732	33	38	37	17	15	15	12	19	19	3	4	3	–	–	–	1	–	–
2733	94	80	98	32	22	23	51	52	57	11	6	18	–	–	–	–	–	–
2740	21	15	7	1	1	–	14	12	5	6	1	2	–	–	–	–	1	–
2751	52	47	37	4	6	7	23	24	19	24	17	11	1	–	–	–	–	–
2759	19	17	12	5	5	6	11	11	5	3	1	1	–	–	–	–	–	–
2790	55	61	43	19	16	8	26	33	27	9	12	8	–	–	–	1	–	–
2811	20	5	–	–	–	–	–	2	–	20	3	–	–	–	–	–	–	–
2812	20	17	14	2	–	–	14	14	14	3	3	–	1	–	–	–	–	–
2813	5	2	–	1	–	–	2	1	–	2	1	–	–	–	–	–	–	–
2814	1	1	–	–	–	–	1	1	–	–	–	–	–	–	–	–	–	–
2815	23	13	11	1	1	–	21	10	7	1	2	4	–	–	–	–	–	–
2821	59	53	40	–	2	3	47	44	30	12	6	7	–	–	–	–	1	–
2822	89	46	38	–	1	2	67	38	31	18	7	5	3	–	–	1	–	–
2823	42	22	22	1	1	4	30	20	17	11	1	1	–	–	–	–	–	–
2825	1	–	2	–	–	–	–	–	2	1	–	–	–	–	–	–	–	–
2829	156	133	78	33	25	21	95	91	47	26	17	10	2	–	–	–	–	–
2831	2	–	–	–	–	–	1	–	–	–	–	–	–	–	–	1	–	–

Capítulo 46 - Minas Gerais

46.1 - Quantidade de acidentes do trabalho liquidados, por consequência, segundo a Classificação Nacional de Atividades Econômicas (CNAE), no estado de Minas Gerais - 2014/2016

(continuação)

CNAE	QUANTIDADE DE ACIDENTES DO TRABALHO LIQUIDADOS																	
	Total			Consequência														
				Assistência Médica			Menos de 15 dias			Mais de 15 dias			Incapacidade Permanente			Óbito		
	2014	2015	2016	2014	2015	2016	2014	2015	2016	2014	2015	2016	2014	2015	2016	2014	2015	2016
2832	8	2	4	–	–	–	6	1	3	2	1	1	–	–	–	–	–	–
2833	73	99	153	4	1	2	47	82	137	21	16	14	1	–	–	–	–	–
2840	15	19	23	5	6	6	7	13	16	2	–	1	–	–	–	1	–	–
2852	61	54	35	9	13	7	48	39	20	4	2	7	–	–	–	–	–	1
2854	41	45	33	17	13	10	20	28	14	4	3	9	–	–	–	–	1	–
2861	36	10	6	12	4	2	15	4	4	7	2	–	2	–	–	–	–	–
2862	13	17	19	4	–	1	5	13	11	4	4	7	–	–	–	–	–	–
2864	1	1	1	–	–	–	1	1	1	–	–	–	–	–	–	–	–	–
2866	–	1	–	–	–	–	–	1	–	–	–	–	–	–	–	–	–	–
2869	72	72	64	9	6	6	43	53	36	19	12	22	1	–	–	–	1	–
2910	350	173	147	162	58	53	139	94	78	45	21	16	2	–	–	2	–	–
2920	28	22	13	13	6	1	7	7	3	8	9	9	–	–	–	–	–	–
2930	90	73	66	20	13	11	44	47	32	23	12	21	3	–	1	–	1	1
2941	71	56	25	9	6	2	53	38	14	8	12	9	1	–	–	–	–	–
2942	8	9	5	–	–	–	7	6	4	1	3	1	–	–	–	–	–	–
2943	46	16	10	–	–	–	37	13	9	9	3	1	–	–	–	–	–	–
2944	45	32	33	3	1	6	38	28	21	4	3	6	–	–	–	–	–	–
2945	54	60	45	5	7	1	37	37	36	11	16	8	1	–	–	–	–	–
2949	883	751	589	101	133	116	662	522	413	110	96	60	7	–	–	3	–	–
2950	18	19	18	–	–	–	14	13	13	4	6	5	–	–	–	–	–	–
3011	7	1	1	–	–	–	6	1	1	–	–	–	1	–	–	–	–	–
3012	–	2	4	–	–	–	–	–	3	–	2	1	–	–	–	–	–	–
3031	42	20	24	21	14	15	20	5	7	1	1	2	–	–	–	–	–	–
3032	2	3	–	–	3	–	1	–	–	1	–	–	–	–	–	–	–	–
3041	10	10	5	1	–	–	9	9	5	–	1	–	–	–	–	–	–	–
3092	–	2	–	–	–	–	–	1	–	–	1	–	–	–	–	–	–	–
3099	13	3	5	2	1	–	6	2	4	4	–	1	1	–	–	–	–	–
3101	501	443	362	27	15	15	244	266	203	207	159	141	23	3	2	–	–	1
3102	265	69	84	124	14	18	122	44	47	15	11	18	3	–	–	1	–	1
3103	14	13	14	2	–	1	6	6	6	6	7	7	–	–	–	–	–	–
3104	65	61	61	2	4	3	45	49	41	17	8	17	1	–	–	–	–	–
3211	4	1	2	–	–	–	2	1	1	1	–	1	1	–	–	–	–	–
3212	6	1	2	–	–	–	2	–	1	2	1	1	1	–	–	1	–	–
3220	2	–	–	–	–	–	2	–	–	–	–	–	–	–	–	–	–	–
3230	17	23	5	–	–	–	–	5	1	17	18	4	–	–	–	–	–	–
3240	19	15	16	2	–	8	12	13	6	4	2	2	1	–	–	–	–	–
3250	96	84	72	8	4	3	65	66	60	20	13	9	3	–	–	–	1	–
3291	33	15	6	–	–	–	–	2	3	32	13	3	1	–	–	–	–	–
3292	28	19	16	1	–	–	24	15	14	3	4	2	–	–	–	–	–	–
3299	32	31	23	–	3	–	21	23	15	10	5	8	1	–	–	–	–	–
3311	4	6	2	1	–	1	1	5	1	2	1	–	–	–	–	–	–	–
3312	5	5	15	–	–	3	4	3	11	1	2	1	–	–	–	–	–	–
3313	23	22	25	1	–	3	18	17	17	4	3	5	–	–	–	–	2	–
3314	181	167	94	55	49	15	83	83	59	35	33	20	8	2	–	–	–	–
3315	3	3	2	–	–	–	–	2	2	2	1	–	1	–	–	–	–	–
3316	24	35	21	2	3	–	18	32	21	3	–	–	–	–	–	1	–	–
3319	12	20	7	3	4	3	7	13	3	2	3	1	–	–	–	–	–	–
3321	15	45	24	3	15	2	6	29	14	4	1	8	2	–	–	–	–	–
3329	15	2	6	3	–	–	6	–	3	4	2	3	2	–	–	–	–	–
3511	97	71	70	6	12	6	42	39	49	48	20	12	1	–	–	–	–	3
3512	3	4	3	–	–	–	–	4	2	3	–	1	–	–	–	–	–	–
3513	1	–	6	–	–	–	1	–	6	–	–	–	–	–	–	–	–	–
3514	100	94	86	20	19	21	66	70	61	13	5	4	1	–	–	–	–	–
3520	5	1	5	3	–	1	2	1	4	–	–	–	–	–	–	–	–	–
3530	2	1	1	1	1	–	1	–	–	–	–	1	–	–	–	–	–	–
3600	457	443	420	37	27	16	357	377	365	53	38	39	4	–	–	6	1	–
3702	4	4	1	2	2	–	2	2	1	–	–	–	–	–	–	–	–	–
3811	334	327	201	22	62	46	260	224	126	46	41	28	5	–	–	1	–	1
3812	11	8	7	8	3	3	2	4	2	–	1	2	1	–	–	–	–	–
3821	13	23	26	2	4	3	6	14	18	5	5	5	–	–	–	–	–	–
3822	13	36	34	3	8	10	7	24	21	3	4	3	–	–	–	–	–	–
3831	39	22	22	6	3	8	20	12	9	12	7	5	1	–	–	–	–	–
3832	21	18	18	1	–	4	7	14	9	13	4	5	–	–	–	–	–	–
3839	39	28	16	1	2	1	26	19	8	10	7	6	2	–	–	–	–	1
3900	22	9	1	12	7	–	9	2	1	1	–	–	–	–	–	–	–	–
4110	413	415	328	13	17	7	296	318	239	96	78	79	7	–	–	1	2	3
4120	1.996	1.770	1.208	195	123	87	1.264	1.269	771	452	364	334	68	9	5	17	5	11
4211	781	432	392	122	85	77	488	280	235	134	63	76	30	–	1	7	4	3
4212	207	174	104	87	54	17	85	89	71	23	31	16	10	–	–	2	–	–
4213	126	85	76	22	8	5	69	58	46	30	18	25	4	–	–	1	1	–
4221	564	544	387	82	130	93	270	256	183	201	156	107	9	–	–	2	2	4
4222	72	62	67	3	3	4	41	44	43	21	15	16	7	–	2	–	–	2
4223	36	17	4	5	1	1	12	5	2	19	10	1	–	–	–	–	1	–
4291	3	1	–	1	–	–	1	1	–	1	–	–	–	–	–	–	–	–
4292	390	201	131	276	111	45	76	60	37	33	27	45	3	–	–	2	3	4
4299	285	180	135	33	32	21	184	103	69	55	44	41	11	–	1	2	1	3
4311	5	7	–	1	2	–	3	4	–	1	1	–	–	–	–	–	–	–
4312	49	39	29	21	10	8	19	24	18	7	5	3	1	–	–	1	–	–
4313	164	235	196	30	47	28	84	151	130	37	34	36	9	–	1	4	3	1

Capítulo 46 - Minas Gerais

46.1 - Quantidade de acidentes do trabalho liquidados, por consequência, segundo a Classificação Nacional de Atividades Econômicas (CNAE), no estado de Minas Gerais - 2014/2016

(continuação)

CNAE	QUANTIDADE DE ACIDENTES DO TRABALHO LIQUIDADOS																	
	Total			Consequência														
				Assistência Médica			Menos de 15 dias			Mais de 15 dias			Incapacidade Permanente			Óbito		
	2014	2015	2016	2014	2015	2016	2014	2015	2016	2014	2015	2016	2014	2015	2016	2014	2015	2016
4319	12	10	3	4	2	–	7	3	3	1	5	–	–	–	–	–	–	–
4321	142	140	127	32	25	29	78	88	67	29	26	30	1	–	1	2	1	–
4322	81	45	58	7	2	3	60	32	39	13	11	16	1	–	–	–	–	–
4329	113	125	84	40	60	29	48	55	34	22	9	19	2	–	2	1	1	–
4330	170	107	84	9	4	8	97	77	44	43	26	31	15	–	1	6	–	–
4391	43	24	34	2	1	1	29	21	20	9	2	13	2	–	–	1	–	–
4399	192	136	141	20	16	12	107	80	72	55	39	53	10	–	1	–	1	3
4511	269	182	189	27	12	16	156	137	149	77	32	24	8	–	–	1	1	–
4512	52	15	12	–	–	–	3	2	3	49	13	9	–	–	–	–	–	–
4520	228	148	178	11	8	8	119	97	109	85	41	59	11	–	1	2	2	1
4530	405	397	351	10	11	12	221	263	207	160	119	127	13	1	2	1	3	3
4541	82	63	55	3	3	4	36	39	36	39	19	15	4	–	–	–	2	–
4542	–	2	2	–	–	1	–	2	1	–	–	–	–	–	–	–	–	–
4543	5	5	8	–	–	–	2	1	5	3	4	3	–	–	–	–	–	–
4611	2	1	2	–	–	–	1	1	1	1	–	–	–	–	–	–	–	1
4613	1	–	–	1	–	–	–	–	–	–	–	–	–	–	–	–	–	–
4614	1	3	2	–	–	–	–	3	1	–	–	1	1	–	–	–	–	–
4615	–	–	1	–	–	–	–	–	1	–	–	–	–	–	–	–	–	–
4616	1	–	2	–	–	–	1	–	1	–	–	–	–	–	–	–	–	1
4617	10	10	9	–	1	–	6	8	6	4	1	3	–	–	–	–	–	–
4618	–	1	1	–	–	–	–	–	1	–	1	–	–	–	–	–	–	–
4619	9	8	6	–	–	–	6	7	3	2	1	3	1	–	–	–	–	–
4621	197	157	156	14	3	5	147	124	124	31	30	26	4	–	–	1	–	1
4622	5	3	3	2	–	1	2	3	2	1	–	–	–	–	–	–	–	–
4623	35	48	35	–	3	2	20	30	23	12	9	10	2	–	–	1	6	–
4631	25	23	32	2	1	5	16	13	18	7	9	8	–	–	–	–	–	1
4632	14	9	17	–	–	–	6	7	9	7	2	8	–	–	–	1	–	–
4633	67	65	80	2	1	–	42	46	54	19	16	24	2	–	–	2	2	2
4634	79	64	47	4	6	3	57	52	34	13	5	8	3	–	–	2	1	2
4635	385	428	409	108	100	83	205	260	246	67	64	79	3	–	–	2	4	1
4636	2	3	4	1	–	–	–	3	2	1	–	2	–	–	–	–	–	–
4637	68	45	50	1	–	3	45	33	27	21	12	20	–	–	–	1	–	–
4639	137	134	147	6	1	4	87	93	93	40	38	49	3	1	–	1	1	1
4641	25	13	15	2	–	–	18	11	5	5	2	10	–	–	–	–	–	–
4642	16	10	15	–	1	–	13	8	11	3	1	4	–	–	–	–	–	–
4643	–	1	3	–	–	–	–	–	2	–	1	1	–	–	–	–	–	–
4644	34	50	54	3	2	1	25	39	46	5	8	6	1	–	–	–	1	1
4645	13	26	26	–	1	3	10	22	19	3	3	4	–	–	–	–	–	–
4646	29	52	49	–	6	4	17	32	33	12	14	12	–	–	–	–	–	–
4647	14	15	11	1	2	–	11	9	8	2	4	2	–	–	–	–	–	1
4649	19	20	29	1	1	1	10	15	20	8	4	8	–	–	–	–	–	–
4651	6	6	10	–	–	–	5	5	8	1	1	2	–	–	–	–	–	–
4652	1	1	–	–	–	–	–	1	–	1	–	–	–	–	–	–	–	–
4661	38	50	42	2	6	3	22	36	28	13	8	11	1	–	–	–	–	–
4662	33	26	22	7	8	10	21	14	11	5	4	1	–	–	–	–	–	–
4663	27	16	15	3	2	2	16	9	7	5	4	5	–	–	–	3	1	1
4664	8	3	4	–	–	–	4	2	3	3	1	1	–	–	–	1	–	–
4665	2	5	3	–	1	–	–	3	3	2	1	–	–	–	–	–	–	–
4669	14	21	17	2	4	5	9	15	9	3	2	3	–	–	–	–	–	–
4671	28	28	25	4	2	3	10	16	7	13	10	14	1	–	1	–	–	–
4672	34	17	14	–	3	–	24	10	7	10	4	7	–	–	–	–	–	–
4673	11	9	13	–	–	–	6	5	9	5	4	4	–	–	–	–	–	–
4674	6	11	7	–	1	–	5	5	4	–	5	2	1	–	–	–	–	1
4679	110	101	78	2	4	1	83	79	64	22	16	13	2	–	–	1	2	–
4681	33	24	26	2	1	2	19	16	16	10	7	8	1	–	–	1	–	–
4682	91	76	51	16	13	5	60	50	31	14	13	15	1	–	–	–	–	–
4683	76	60	79	9	4	7	47	52	62	18	3	10	1	–	–	1	1	–
4684	6	5	6	–	–	1	3	2	5	3	2	–	–	–	–	–	1	–
4685	26	20	25	1	2	2	16	15	17	9	3	5	–	–	–	–	–	1
4686	14	9	10	–	–	–	8	7	3	5	2	7	1	–	–	–	–	–
4687	92	90	83	8	4	7	51	53	43	27	32	30	6	1	2	–	–	1
4689	73	43	41	10	–	5	41	29	26	19	14	10	3	–	–	–	–	–
4691	81	86	84	1	2	2	59	64	63	19	19	19	2	–	–	–	1	–
4692	3	8	11	–	–	–	3	5	8	–	3	3	–	–	–	–	–	–
4693	188	175	128	20	5	2	127	144	92	35	24	34	5	1	–	1	1	–
4711	1.877	1.903	1.893	100	104	99	1.401	1.453	1.405	347	342	383	21	1	2	8	3	4
4712	140	132	128	10	7	3	71	88	75	51	37	47	7	–	1	1	–	2
4713	84	88	69	3	2	1	60	69	50	20	17	18	1	–	–	–	–	–
4721	129	123	140	5	2	4	65	88	86	53	32	49	5	1	–	1	–	1
4722	102	82	79	1	–	1	49	53	52	48	28	26	4	1	–	–	–	–
4723	29	35	43	–	2	2	10	20	26	16	13	15	3	–	–	–	–	–
4724	36	31	38	–	3	2	17	24	19	16	4	17	2	–	–	1	–	–
4729	72	47	41	1	2	2	41	32	31	28	13	8	2	–	–	–	–	–
4731	200	194	191	5	6	6	117	127	115	70	56	65	4	–	3	4	5	2
4732	5	3	11	–	–	–	1	2	9	4	1	2	–	–	–	–	–	–
4741	17	30	16	–	1	–	7	17	9	10	12	6	–	–	–	–	–	1
4742	40	32	24	–	1	1	20	20	14	17	11	9	2	–	–	1	–	–
4743	84	64	79	3	–	1	45	48	52	33	16	26	3	–	–	–	–	–
4744	654	537	462	18	16	17	359	378	280	240	141	159	29	–	1	8	2	5

Capítulo 46 - Minas Gerais

46.1 - Quantidade de acidentes do trabalho liquidados, por consequência, segundo a Classificação Nacional de Atividades Econômicas (CNAE), no estado de Minas Gerais - 2014/2016

(continuação)

CNAE	QUANTIDADE DE ACIDENTES DO TRABALHO LIQUIDADOS																	
	Total			Consequência														
				Assistência Médica			Menos de 15 dias			Mais de 15 dias			Incapacidade Permanente			Óbito		
	2014	2015	2016	2014	2015	2016	2014	2015	2016	2014	2015	2016	2014	2015	2016	2014	2015	2016
4751	63	45	39	4	3	1	26	36	26	32	6	12	1	–	–	–	–	–
4752	43	22	23	4	–	1	22	21	13	17	1	9	–	–	–	–	–	–
4753	183	182	171	15	4	3	119	139	127	44	38	41	3	–	–	2	1	–
4754	83	74	63	2	6	–	39	40	37	36	26	24	5	–	1	1	2	1
4755	39	41	27	1	–	–	23	29	15	11	11	12	3	–	–	1	1	–
4756	5	2	–	1	–	–	2	1	–	2	1	–	–	–	–	–	–	–
4757	21	18	16	2	–	2	12	15	10	7	3	4	–	–	–	–	–	–
4759	33	34	43	1	2	2	21	22	27	11	10	14	–	–	–	–	–	–
4761	44	24	22	2	1	1	28	17	15	14	6	6	–	–	–	–	–	–
4762	1	1	4	–	–	–	–	1	2	1	–	2	–	–	–	–	–	–
4763	30	24	28	2	–	–	18	17	21	10	7	7	–	–	–	–	–	–
4771	253	231	264	20	18	30	131	161	162	101	51	69	1	–	1	–	1	2
4772	21	24	20	2	12	4	10	10	8	9	2	8	–	–	–	–	–	–
4773	7	7	4	–	1	–	2	6	2	5	–	2	–	–	–	–	–	–
4774	15	10	10	–	–	–	10	9	5	4	1	5	1	–	–	–	–	–
4781	135	130	137	10	5	6	61	92	83	61	32	48	3	–	–	–	1	–
4782	67	72	56	1	4	3	44	51	36	21	17	15	–	–	1	1	–	1
4783	7	5	3	–	1	–	2	3	1	3	1	2	2	–	–	–	–	–
4784	54	75	56	–	3	4	20	46	21	29	26	30	4	–	1	1	–	–
4785	6	8	2	1	–	–	3	6	–	2	2	2	–	–	–	–	–	–
4789	201	173	154	11	8	8	104	115	98	74	48	47	10	–	–	2	2	1
4911	108	94	93	54	42	53	42	43	29	10	9	10	2	–	–	–	–	1
4912	19	24	23	4	5	1	9	15	20	6	3	2	–	–	–	–	1	–
4921	486	407	402	36	18	29	307	265	231	118	120	138	21	1	1	4	3	3
4922	349	342	272	12	11	24	241	243	155	78	83	91	16	1	2	2	4	–
4923	15	9	3	–	2	1	7	3	1	7	4	1	–	–	–	1	–	–
4924	8	6	5	–	–	–	2	3	2	5	3	3	1	–	–	–	–	–
4929	47	67	71	6	12	12	18	29	29	19	25	28	2	–	–	2	1	2
4930	1.724	1.658	1.559	135	124	128	972	1.071	941	509	396	434	54	2	7	54	65	49
4940	1	2	2	–	–	2	1	2	–	–	–	–	–	–	–	–	–	–
5011	–	–	1	–	–	–	–	–	–	–	–	1	–	–	–	–	–	–
5012	–	1	8	–	1	–	–	–	5	–	–	3	–	–	–	–	–	–
5030	18	8	1	–	–	–	–	1	–	16	7	1	2	–	–	–	–	–
5111	89	61	28	1	–	–	42	25	21	46	36	7	–	–	–	–	–	–
5112	11	8	–	3	–	–	5	3	–	3	5	–	–	–	–	–	–	–
5120	3	1	1	–	–	–	1	–	1	2	1	–	–	–	–	–	–	–
5211	151	139	163	14	12	28	80	89	97	52	37	36	1	–	–	4	1	2
5212	90	79	77	9	8	21	18	30	27	60	41	28	3	–	–	–	–	1
5221	26	61	84	1	7	5	18	45	73	6	8	6	1	–	–	–	1	–
5222	2	4	5	–	–	–	1	3	2	1	1	2	–	–	–	–	–	1
5223	23	26	66	1	–	4	12	21	51	7	3	10	3	–	–	–	2	1
5229	52	48	61	10	4	6	23	39	40	16	4	15	2	–	–	1	1	–
5231	1	1	–	–	–	–	–	–	–	1	1	–	–	–	–	–	–	–
5232	5	2	1	–	–	–	–	–	1	5	2	–	–	–	–	–	–	–
5240	27	40	68	2	2	18	20	32	44	5	6	6	–	–	–	–	–	–
5250	113	75	53	26	10	8	71	41	31	16	24	13	–	–	–	–	–	1
5310	876	1.107	974	14	80	285	821	1.000	633	31	25	55	8	–	–	2	2	1
5320	52	58	57	1	1	3	22	38	27	26	18	26	3	–	–	–	1	1
5510	187	190	198	7	12	33	122	135	120	53	40	44	3	2	1	2	1	–
5590	14	5	9	–	–	–	5	4	7	8	1	2	1	–	–	–	–	–
5611	656	625	657	20	19	24	389	449	442	222	156	182	23	1	2	2	–	7
5612	2	3	2	–	–	–	2	2	1	–	1	1	–	–	–	–	–	–
5620	375	341	304	76	55	47	242	213	193	48	72	64	8	–	–	1	1	–
5811	5	10	7	–	–	1	3	8	5	2	2	1	–	–	–	–	–	–
5812	2	4	1	–	2	–	2	2	1	–	–	–	–	–	–	–	–	–
5813	–	2	2	–	–	–	–	2	2	–	–	–	–	–	–	–	–	–
5819	2	–	–	–	–	–	1	–	–	1	–	–	–	–	–	–	–	–
5821	3	–	–	–	–	–	3	–	–	–	–	–	–	–	–	–	–	–
5822	26	33	26	1	–	–	15	30	22	9	3	4	1	–	–	–	–	–
5823	1	–	–	–	–	–	1	–	–	–	–	–	–	–	–	–	–	–
5829	14	12	4	–	–	–	5	7	1	8	5	3	1	–	–	–	–	–
5911	5	2	1	–	–	–	1	–	1	4	2	–	–	–	–	–	–	–
5914	10	3	1	2	–	–	3	1	1	5	2	–	–	–	–	–	–	–
6010	29	14	24	–	–	1	2	3	2	27	11	21	–	–	–	–	–	–
6021	29	19	14	–	2	1	14	12	9	14	5	4	–	–	–	1	–	–
6022	2	–	–	–	–	–	2	–	–	–	–	–	–	–	–	–	–	–
6110	53	55	63	4	4	6	36	36	44	13	15	13	–	–	–	–	–	–
6120	26	48	30	2	–	–	16	33	19	6	15	11	–	–	–	2	–	–
6130	2	–	–	–	–	–	1	–	–	1	–	–	–	–	–	–	–	–
6141	36	13	15	–	–	1	31	11	11	5	2	3	–	–	–	–	–	–
6142	3	2	–	–	–	–	3	2	–	–	–	–	–	–	–	–	–	–
6190	31	37	54	2	4	2	18	24	35	10	9	17	1	–	–	–	–	–
6201	214	57	23	3	–	2	17	10	12	194	46	9	–	–	–	–	1	–
6202	8	19	9	1	2	1	6	12	8	1	5	–	–	–	–	–	–	–
6203	8	16	15	1	–	–	7	12	14	–	4	1	–	–	–	–	–	–
6204	20	26	20	3	–	2	16	22	14	1	3	4	–	–	–	–	1	–
6209	27	26	27	1	2	6	21	19	18	3	5	3	1	–	–	1	–	–
6311	25	16	12	1	–	–	9	11	7	15	4	5	–	–	–	–	1	–
6319	1	3	2	–	–	–	1	1	2	–	2	–	–	–	–	–	–	–
6399	2	1	6	–	–	–	1	–	3	1	1	2	–	–	–	–	–	1

Capítulo 46 - Minas Gerais

46.1 - Quantidade de acidentes do trabalho liquidados, por consequência, segundo a Classificação Nacional de Atividades Econômicas (CNAE), no estado de Minas Gerais - 2014/2016

(continuação)

CNAE	QUANTIDADE DE ACIDENTES DO TRABALHO LIQUIDADOS																	
	Total			Consequência														
				Assistência Médica			Menos de 15 dias			Mais de 15 dias			Incapacidade Permanente			Óbito		
	2014	2015	2016	2014	2015	2016	2014	2015	2016	2014	2015	2016	2014	2015	2016	2014	2015	2016
6410	3	3	1	–	–	–	2	2	–	–	1	1	–	–	–	1	–	–
6421	23	36	35	10	14	19	9	19	14	4	3	2	–	–	–	–	–	–
6422	147	180	204	3	3	2	75	105	124	57	69	78	12	2	–	–	1	–
6423	29	34	34	1	1	–	20	22	27	8	9	7	–	2	–	–	–	–
6424	14	24	31	2	1	2	9	18	25	2	5	3	1	–	–	–	–	1
6431	–	–	1	–	–	–	–	–	–	–	–	1	–	–	–	–	–	–
6433	1	–	1	–	–	–	1	–	1	–	–	–	–	–	–	–	–	–
6434	–	1	–	–	–	–	–	1	–	–	–	–	–	–	–	–	–	–
6435	1	–	–	–	–	–	–	–	–	1	–	–	–	–	–	–	–	–
6436	4	–	–	1	–	–	3	–	–	–	–	–	–	–	–	–	–	–
6462	31	27	24	5	–	3	20	21	17	5	4	4	1	–	–	–	2	–
6463	8	11	6	–	–	–	2	9	2	6	1	4	–	–	–	–	1	–
6470	4	–	6	–	–	–	4	–	3	–	–	3	–	–	–	–	–	–
6491	–	1	–	–	–	–	–	1	–	–	–	–	–	–	–	–	–	–
6493	4	4	–	–	–	–	3	2	–	1	2	–	–	–	–	–	–	–
6499	1	–	–	–	–	–	1	–	–	–	–	–	–	–	–	–	–	–
6511	5	3	4	–	–	–	2	3	3	3	–	1	–	–	–	–	–	–
6512	2	–	3	–	–	2	2	–	1	–	–	–	–	–	–	–	–	–
6541	4	2	7	–	–	5	4	1	2	–	1	–	–	–	–	–	–	–
6542	–	–	1	–	–	–	–	–	1	–	–	–	–	–	–	–	–	–
6550	75	105	101	19	38	37	49	59	57	6	8	7	1	–	–	–	–	–
6612	–	2	1	–	–	–	–	2	–	–	–	1	–	–	–	–	–	–
6613	7	4	1	–	–	–	–	1	–	7	3	1	–	–	–	–	–	–
6619	5	6	4	1	1	–	3	3	3	1	2	1	–	–	–	–	–	–
6621	3	2	–	–	–	–	–	–	–	3	2	–	–	–	–	–	–	–
6622	11	9	7	–	1	–	4	7	5	6	1	2	1	–	–	–	–	–
6629	6	3	–	1	–	–	4	1	–	–	2	–	–	–	–	1	–	–
6630	9	17	10	–	–	–	1	9	10	8	8	–	–	–	–	–	–	–
6810	80	65	52	3	4	3	41	47	35	30	14	14	4	–	–	2	–	–
6821	21	20	15	2	1	–	13	15	8	4	4	7	2	–	–	–	–	–
6822	18	20	19	2	1	1	11	15	15	5	4	3	–	–	–	–	–	–
6911	12	8	12	–	–	–	10	8	9	2	–	3	–	–	–	–	–	–
6912	2	3	6	–	–	–	2	3	5	–	–	1	–	–	–	–	–	–
6920	106	108	108	14	12	3	59	79	90	32	16	13	1	–	–	–	1	2
7010	5	2	1	–	–	–	–	–	–	5	2	1	–	–	–	–	–	–
7020	48	43	59	5	6	4	37	31	44	5	5	11	1	–	–	–	1	–
7111	12	2	4	4	1	1	6	1	2	2	–	1	–	–	–	–	–	–
7112	272	263	186	43	24	22	162	178	126	53	57	37	8	–	–	6	4	1
7119	34	30	20	6	2	3	22	23	14	4	4	3	–	–	–	2	1	–
7120	15	15	13	2	1	2	12	10	10	1	4	1	–	–	–	–	–	–
7210	44	39	40	7	7	5	32	28	30	2	4	4	3	–	–	–	–	1
7220	16	7	5	3	–	–	6	6	3	7	1	2	–	–	–	–	–	–
7311	9	7	5	–	–	–	–	3	2	9	4	3	–	–	–	–	–	–
7312	–	2	3	–	–	–	–	2	3	–	–	–	–	–	–	–	–	–
7319	24	34	35	–	–	–	14	26	27	10	8	8	–	–	–	–	–	–
7320	11	10	3	1	–	–	7	8	2	2	2	1	1	–	–	–	–	–
7410	1	1	1	–	–	–	–	1	1	1	–	–	–	–	–	–	–	–
7420	13	9	6	1	–	–	2	4	4	10	5	2	–	–	–	–	–	–
7490	44	37	30	4	5	7	33	27	18	7	4	5	–	–	–	–	1	–
7500	6	2	3	–	–	–	5	1	2	1	1	1	–	–	–	–	–	–
7711	36	30	38	3	1	1	22	25	27	8	4	10	1	–	–	2	–	–
7719	8	6	6	–	–	1	4	3	3	4	2	2	–	–	–	–	1	–
7721	2	1	2	–	–	–	1	1	1	1	–	1	–	–	–	–	–	–
7722	–	1	–	–	–	–	–	1	–	–	–	–	–	–	–	–	–	–
7723	3	6	5	–	–	–	2	3	4	1	3	1	–	–	–	–	–	–
7729	7	3	9	–	–	1	6	1	5	1	2	3	–	–	–	–	–	–
7731	29	18	11	1	3	1	12	9	5	15	5	5	1	–	–	–	1	–
7732	89	89	101	10	11	17	47	51	63	28	27	20	3	–	1	1	–	–
7733	8	14	9	1	2	–	4	10	7	3	2	2	–	–	–	–	–	–
7739	74	80	80	9	13	6	45	50	52	19	16	20	–	1	–	1	–	2
7740	–	4	2	–	2	–	–	1	2	–	1	–	–	–	–	–	–	–
7810	19	33	21	–	2	2	15	19	15	2	11	4	2	1	–	–	–	–
7820	160	94	79	14	6	5	112	56	47	28	30	27	5	2	–	1	–	–
7830	89	114	86	6	10	10	60	69	37	21	35	39	2	–	–	–	–	–
7911	7	7	7	–	–	–	4	5	3	3	2	4	–	–	–	–	–	–
7990	1	–	1	–	–	–	1	–	1	–	–	–	–	–	–	–	–	–
8011	227	186	205	15	18	12	120	108	108	83	58	82	7	–	–	2	2	3
8012	130	128	176	6	8	46	93	90	99	31	30	27	–	–	1	–	–	3
8020	93	75	75	3	8	2	67	51	58	21	16	14	1	–	–	1	–	1
8030	23	20	7	–	–	–	–	–	–	23	20	7	–	–	–	–	–	–
8111	39	51	49	–	5	1	26	37	30	13	9	17	–	–	–	–	–	1
8112	302	293	271	28	33	31	173	191	179	92	67	60	8	–	–	1	2	1
8121	313	360	353	48	49	37	166	164	191	83	143	122	15	2	–	1	2	3
8122	14	6	11	1	–	2	6	3	2	6	3	7	1	–	–	–	–	–
8129	54	75	132	12	17	19	27	40	85	13	16	27	2	–	1	–	2	–
8130	23	40	39	1	5	4	8	18	27	14	17	8	–	–	–	–	–	–
8211	165	220	261	22	27	37	88	89	109	52	102	114	2	–	–	1	2	1
8219	75	49	48	3	4	2	51	32	28	21	13	17	–	–	–	–	–	1
8220	311	408	408	30	27	37	240	273	256	37	108	115	2	–	–	2	–	–
8230	18	36	27	–	1	1	10	23	19	7	12	7	–	–	–	1	–	–

Capítulo 46 - Minas Gerais

46.1 - Quantidade de acidentes do trabalho liquidados, por consequência, segundo a Classificação Nacional de Atividades Econômicas (CNAE), no estado de Minas Gerais - 2014/2016

(conclusão)

CNAE	QUANTIDADE DE ACIDENTES DO TRABALHO LIQUIDADOS																	
	Total			Consequência														
				Assistência Médica			Menos de 15 dias			Mais de 15 dias			Incapacidade Permanente			Óbito		
	2014	2015	2016	2014	2015	2016	2014	2015	2016	2014	2015	2016	2014	2015	2016	2014	2015	2016
8291	43	29	27	2	1	3	16	11	14	25	17	9	–	–	–	–	–	1
8292	2	2	4	–	–	–	2	1	4	–	1	–	–	–	–	–	–	–
8299	273	271	218	38	37	45	171	177	119	57	54	53	3	2	–	4	1	1
8411	2.797	3.082	2.993	603	634	601	1.704	1.740	1.648	379	675	713	101	26	24	10	7	7
8412	1	2	6	–	–	–	1	–	3	–	2	2	–	–	1	–	–	–
8413	3	1	3	–	–	–	2	1	3	1	–	–	–	–	–	–	–	–
8422	4	1	5	1	–	–	3	1	4	–	–	1	–	–	–	–	–	–
8423	14	12	15	1	1	9	11	6	5	2	5	1	–	–	–	–	–	–
8424	4	19	9	–	2	2	3	11	1	1	6	6	–	–	–	–	–	–
8425	–	1	–	–	–	–	–	1	–	–	–	–	–	–	–	–	–	–
8430	–	4	–	–	–	–	–	4	–	–	–	–	–	–	–	–	–	–
8511	418	300	158	3	1	5	19	17	8	394	281	145	2	1	–	–	–	–
8512	27	32	31	1	3	–	13	24	23	12	5	8	1	–	–	–	–	–
8513	93	84	114	9	3	16	59	72	83	24	9	15	1	–	–	–	–	–
8520	37	57	30	–	4	2	31	45	20	6	8	8	–	–	–	–	–	–
8531	164	163	157	28	22	27	85	104	106	50	37	24	1	–	–	–	–	–
8532	160	185	168	39	58	51	97	109	104	23	18	13	1	–	–	–	–	–
8533	22	21	21	3	4	7	16	15	12	2	2	2	1	–	–	–	–	–
8541	11	10	10	1	–	–	6	9	7	3	1	3	1	–	–	–	–	–
8542	13	11	20	–	–	–	2	4	9	11	7	11	–	–	–	–	–	–
8550	157	154	124	8	6	8	137	132	104	11	16	12	1	–	–	–	–	–
8591	2	3	4	–	–	1	2	3	1	–	–	2	–	–	–	–	–	–
8592	1	2	–	–	–	–	–	1	–	1	1	–	–	–	–	–	–	–
8593	5	7	7	1	–	–	3	6	3	1	1	4	–	–	–	–	–	–
8599	193	217	170	11	11	4	137	174	138	41	27	28	2	–	–	2	5	–
8610	5.707	6.037	5.776	3.592	3.568	3.552	1.921	1.997	1.784	171	469	434	23	2	1	–	1	5
8621	19	32	43	3	8	13	12	19	27	4	4	3	–	–	–	–	1	–
8622	–	3	–	–	–	–	–	3	–	–	–	–	–	–	–	–	–	–
8630	145	177	186	74	83	97	60	84	81	11	10	8	–	–	–	–	–	–
8640	476	466	519	212	194	209	233	253	281	30	18	28	1	–	1	–	1	–
8650	47	71	40	28	32	21	12	29	12	4	10	7	3	–	–	–	–	–
8660	133	187	271	68	121	171	55	60	94	9	6	6	1	–	–	–	–	–
8690	132	117	112	65	55	51	61	49	50	4	12	10	1	–	–	1	1	1
8711	43	65	59	8	6	6	28	39	38	6	20	15	–	–	–	1	–	–
8712	3	4	5	1	1	1	1	1	2	1	2	2	–	–	–	–	–	–
8720	18	17	3	–	4	–	14	11	2	4	2	1	–	–	–	–	–	–
8730	46	51	49	13	8	5	24	40	37	8	3	6	1	–	–	–	–	1
8800	116	106	106	6	11	20	90	84	74	20	11	12	–	–	–	–	–	–
9001	20	11	10	1	1	1	12	8	5	5	2	4	1	–	–	1	–	–
9002	–	2	1	–	–	–	–	–	–	–	2	1	–	–	–	–	–	–
9003	2	4	1	–	–	–	1	2	1	1	1	–	–	–	–	–	1	–
9101	–	–	1	–	–	–	–	–	1	–	–	–	–	–	–	–	–	–
9102	2	–	1	–	–	–	1	–	–	1	–	1	–	–	–	–	–	–
9103	4	1	2	–	1	–	3	–	2	1	–	–	–	–	–	–	–	–
9311	3	5	6	–	1	–	3	4	6	–	–	–	–	–	–	–	–	–
9312	120	145	109	4	2	4	84	116	80	29	27	25	2	–	–	1	–	–
9313	11	18	17	1	2	2	4	11	10	6	4	5	–	–	–	–	1	–
9319	6	6	5	–	1	–	1	4	3	4	1	2	1	–	–	–	–	–
9321	4	5	4	–	–	1	1	4	1	3	1	2	–	–	–	–	–	–
9329	19	12	7	1	–	1	12	7	4	6	5	2	–	–	–	–	–	–
9411	16	10	21	3	–	3	10	8	15	2	2	3	1	–	–	–	–	–
9412	8	10	13	–	1	1	6	8	9	2	1	3	–	–	–	–	–	–
9420	30	30	24	–	1	–	20	19	18	10	8	6	–	–	–	–	2	–
9430	314	356	346	54	60	55	186	228	222	65	66	67	9	–	1	–	2	1
9491	68	95	75	3	4	4	33	60	45	28	26	19	2	4	7	2	1	–
9492	117	37	12	–	–	–	1	–	1	116	37	11	–	–	–	–	–	–
9493	2	4	1	1	–	–	1	4	–	–	–	1	–	–	–	–	–	–
9499	39	49	57	4	9	10	23	36	33	10	4	13	2	–	–	–	–	1
9511	19	10	16	1	–	1	8	9	11	9	1	4	–	–	–	1	–	–
9512	8	1	14	–	–	1	8	1	11	–	–	2	–	–	–	–	–	–
9521	18	17	8	–	–	1	8	9	3	8	7	4	2	–	–	–	1	–
9529	13	7	6	1	–	–	5	4	3	6	3	3	1	–	–	–	–	–
9601	57	53	66	6	5	7	37	41	46	12	7	13	2	–	–	–	–	–
9602	14	14	19	1	1	1	7	10	15	4	3	3	2	–	–	–	–	–
9603	29	13	32	4	–	8	13	10	13	12	3	11	–	–	–	–	–	–
9609	22	20	15	–	–	1	12	15	9	9	4	4	–	1	1	1	–	–
9700	5	9	8	–	1	–	5	8	8	–	–	–	–	–	–	–	–	–
9900	1	–	1	–	–	–	–	–	1	1	–	–	–	–	–	–	–	–
Ignorado	16.025	10.000	10.010	24	24	24	357	415	485	15.318	8.475	8.280	323	1.080	1.208	3	6	13

Fonte: DATAPREV, CAT, SUB.
Nota: Os dados são preliminares, estando sujeitos a correções.

Capítulo 46 - Minas Gerais

46.2 - Quantidade mensal de acidentes do trabalho liquidados, por consequência, no estado de Minas Gerais - 2014/2016

MESES	QUANTIDADE DE ACIDENTES DO TRABALHO LIQUIDADOS																	
	Total			Consequência														
				Assistência Médica			Menos de 15 dias			Mais de 15 dias			Incapacidade Permanente			Óbito		
	2014	2015	2016	2014	2015	2016	2014	2015	2016	2014	2015	2016	2014	2015	2016	2014	2015	2016
TOTAL	**76.034**	**64.711**	**60.580**	**11.966**	**10.901**	**10.816**	**33.237**	**33.296**	**29.142**	**28.910**	**19.017**	**18.994**	**1.578**	**1.189**	**1.342**	**343**	**308**	**286**
Janeiro	6.199	5.517	4.768	1.015	868	848	2.614	2.532	2.332	2.413	1.966	1.483	133	131	84	24	20	21
Fevereiro	6.331	4.968	4.671	967	847	798	2.721	2.377	2.210	2.454	1.617	1.540	165	112	97	24	15	26
Março	6.178	5.979	5.452	983	1.016	1.035	2.665	3.219	2.487	2.390	1.566	1.776	107	147	126	33	31	28
Abril	6.254	5.132	5.151	1.029	894	926	2.716	2.535	2.355	2.347	1.549	1.694	130	125	159	32	29	17
Maio	6.709	5.344	5.182	1.063	896	871	2.898	2.799	2.411	2.582	1.479	1.729	134	134	148	32	36	23
Junho	6.031	5.396	5.379	939	903	905	2.585	2.850	2.617	2.369	1.504	1.708	116	116	131	22	23	18
Julho	6.834	5.851	5.303	1.059	943	984	2.964	3.124	2.565	2.659	1.676	1.620	125	90	107	27	18	27
Agosto	6.479	5.756	5.603	994	862	948	2.815	3.110	2.709	2.501	1.655	1.797	135	105	121	34	24	28
Setembro	6.924	5.579	5.200	1.016	923	928	3.152	2.963	2.488	2.576	1.601	1.656	142	68	99	38	24	29
Outubro	6.873	5.489	4.777	1.054	963	877	3.073	2.833	2.317	2.579	1.621	1.444	140	48	111	27	24	28
Novembro	6.084	5.250	4.653	983	947	864	2.697	2.712	2.359	2.240	1.498	1.317	143	53	90	21	40	23
Dezembro	5.138	4.450	4.441	864	839	832	2.337	2.242	2.292	1.800	1.285	1.230	108	60	69	29	24	18

Fonte: DATAPREV, CAT, SUB.
Nota: Os dados são preliminares, estando sujeitos a correções.

DISTRIBUIÇÃO DE ACIDENTES DO TRABALHO LIQUIDADOS, POR CONSEQUÊNCIA, NO ESTADO DE MINAS GERAIS - 2016

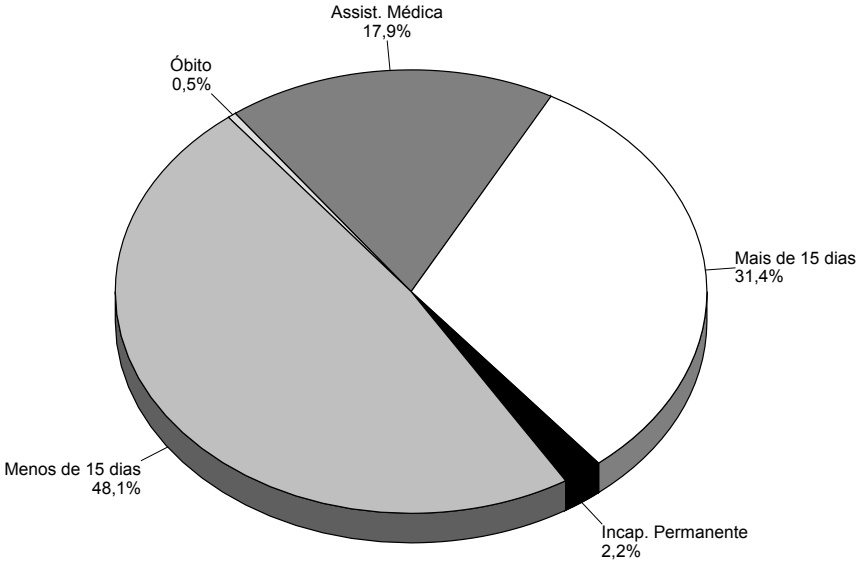

Fonte: DATAPREV, CAT, SUB.

Capítulo 47 - Espírito Santo

47.1 - Quantidade de acidentes do trabalho liquidados, por consequência, segundo a Classificação Nacional de Atividades Econômicas (CNAE), no estado do Espírito Santo - 2014/2016

(continua)

CNAE	QUANTIDADE DE ACIDENTES DO TRABALHO LIQUIDADOS																	
	Total			Consequência														
				Assistência Médica			Menos de 15 dias			Mais de 15 dias			Incapacidade Permanente			Óbito		
	2014	2015	2016	2014	2015	2016	2014	2015	2016	2014	2015	2016	2014	2015	2016	2014	2015	2016
TOTAL	**15.252**	**13.654**	**12.040**	**2.902**	**2.932**	**2.540**	**8.004**	**8.155**	**6.894**	**3.962**	**2.289**	**2.358**	**284**	**196**	**190**	**100**	**82**	**58**
0111	10	3	5	–	–	–	2	2	3	8	1	1	–	–	1	–	–	–
0112	9	3	–	–	–	–	3	1	–	6	–	–	–	2	–	–	–	–
0113	57	42	26	1	2	–	50	35	22	5	4	4	1	–	–	–	1	–
0119	5	14	3	–	–	–	3	13	3	2	–	–	–	–	–	–	1	–
0121	10	5	6	–	–	–	1	1	2	9	4	3	–	–	–	–	–	1
0122	–	1	–	–	–	–	–	1	–	–	–	–	–	–	–	–	–	–
0132	63	21	18	–	–	–	32	17	15	22	3	3	–	–	–	9	1	–
0133	58	45	71	2	2	3	54	38	62	2	3	5	–	–	–	–	2	1
0134	39	28	21	–	–	–	22	23	17	16	4	4	–	–	–	1	1	–
0135	5	3	3	–	–	–	5	3	3	–	–	–	–	–	–	–	–	–
0139	8	16	10	–	1	–	8	15	10	–	–	–	–	–	–	–	–	–
0141	14	14	23	–	–	–	12	11	20	2	3	3	–	–	–	–	–	–
0142	1	2	2	–	–	–	1	1	2	–	1	–	–	–	–	–	–	–
0151	25	17	12	–	1	–	15	15	9	9	1	1	–	–	–	1	–	2
0152	1	2	2	–	–	–	–	2	1	1	–	1	–	–	–	–	–	–
0154	1	8	3	–	–	–	1	6	3	–	2	–	–	–	–	–	–	–
0155	15	13	13	1	2	2	11	10	9	3	1	2	–	–	–	–	–	–
0161	17	11	19	–	1	2	9	7	10	8	2	4	–	1	2	–	–	1
0162	2	2	2	–	–	–	–	–	–	2	–	1	–	2	1	–	–	–
0163	–	–	2	–	–	–	–	–	1	–	–	–	–	–	–	–	–	1
0210	17	17	18	3	3	4	12	11	10	2	3	4	–	–	–	–	–	–
0220	3	–	1	3	–	–	–	–	1	–	–	–	–	–	–	–	–	–
0230	66	49	41	49	33	34	11	9	2	4	4	5	1	–	–	1	3	–
0322	–	1	–	–	–	–	–	1	–	–	–	–	–	–	–	–	–	–
0600	47	50	44	34	36	36	9	12	7	3	2	1	1	–	–	–	–	–
0710	102	93	60	69	71	44	25	12	11	7	10	5	–	–	–	1	–	–
0810	152	146	132	6	8	9	95	100	94	39	33	28	6	2	–	6	3	1
0892	–	1	–	–	–	–	–	1	–	–	–	–	–	–	–	–	–	–
0893	6	3	–	1	–	–	5	3	–	–	–	–	–	–	–	–	–	–
0899	12	10	15	–	–	1	5	6	9	3	4	4	4	–	–	–	–	1
0910	66	86	22	52	28	10	9	42	8	4	8	4	–	–	–	1	8	–
0990	2	1	–	–	–	–	1	1	–	1	–	–	–	–	–	–	–	–
1011	157	176	175	2	1	–	126	163	161	29	12	14	–	–	–	–	–	–
1012	189	183	119	8	2	3	144	164	98	35	16	17	1	–	–	1	1	1
1013	3	3	16	–	–	–	2	3	13	1	–	2	–	–	–	–	–	1
1020	13	13	27	2	–	–	9	12	25	2	1	2	–	–	–	–	–	–
1031	12	4	2	6	–	–	4	3	1	2	1	1	–	–	–	–	–	–
1033	18	13	13	13	7	7	3	5	6	2	1	–	–	–	–	–	–	–
1041	–	–	1	–	–	–	–	–	1	–	–	–	–	–	–	–	–	–
1051	6	3	2	–	–	–	4	3	1	2	–	1	–	–	–	–	–	–
1052	49	42	46	2	2	3	32	32	36	14	8	7	–	–	–	1	–	–
1053	1	4	9	–	–	1	1	2	5	–	2	3	–	–	–	–	–	–
1062	10	8	6	–	–	–	8	5	3	2	3	3	–	–	–	–	–	–
1063	1	1	–	–	–	–	–	–	–	1	1	–	–	–	–	–	–	–
1065	–	–	2	–	–	–	–	–	1	–	–	–	–	–	–	–	–	1
1066	24	22	17	1	3	2	18	15	11	5	3	4	–	–	–	–	1	–
1069	–	1	–	–	–	–	–	1	–	–	–	–	–	–	–	–	–	–
1071	47	22	22	2	4	–	40	17	20	5	1	2	–	–	–	–	–	–
1081	1	1	2	–	–	–	–	1	2	1	–	–	–	–	–	–	–	–
1082	15	14	10	–	–	–	12	14	9	3	–	1	–	–	–	–	–	–
1091	52	36	45	1	–	1	29	29	27	20	7	17	2	–	–	–	–	–
1092	3	2	4	–	–	1	2	–	3	1	2	–	–	–	–	–	–	–
1093	53	41	22	14	23	5	27	17	16	7	–	–	5	1	1	–	–	–
1094	8	14	10	–	–	–	6	12	9	2	2	1	–	–	–	–	–	–
1095	2	–	3	–	–	–	1	–	2	–	–	–	1	–	–	–	–	1
1096	5	3	5	1	–	–	1	2	4	3	1	1	–	–	–	–	–	–
1099	11	4	8	3	2	2	5	2	5	3	–	1	–	–	–	–	–	–
1111	6	3	2	–	–	–	2	2	2	4	1	–	–	–	–	–	–	–
1112	1	–	–	–	–	–	–	–	–	1	–	–	–	–	–	–	–	–
1113	5	1	3	–	–	–	4	–	3	1	1	–	–	–	–	–	–	–
1121	2	1	5	–	–	–	–	1	–	2	–	5	–	–	–	–	–	–
1122	50	17	10	6	2	1	36	12	7	8	3	2	–	–	–	–	–	–
1314	–	2	1	–	–	–	–	–	–	–	2	1	–	–	–	–	–	–
1323	1	–	–	–	–	–	–	–	–	–	–	–	1	–	–	–	–	–
1340	2	2	3	–	–	–	2	2	3	–	–	–	–	–	–	–	–	–
1351	1	6	–	–	–	–	1	5	–	–	1	–	–	–	–	–	–	–
1354	2	–	–	–	–	–	2	–	–	–	–	–	–	–	–	–	–	–
1359	2	2	–	1	–	–	1	1	–	–	1	–	–	–	–	–	–	–
1411	12	4	10	–	–	1	7	4	5	5	–	4	–	–	–	–	–	–
1412	54	49	48	–	–	–	43	31	27	11	16	21	–	1	–	–	1	–

Capítulo 47 - Espírito Santo

47.1 - Quantidade de acidentes do trabalho liquidados, por consequência, segundo a Classificação Nacional de Atividades Econômicas (CNAE), no estado do Espírito Santo - 2014/2016

(continuação)

CNAE	QUANTIDADE DE ACIDENTES DO TRABALHO LIQUIDADOS																	
	Total			Consequência														
				Assistência Médica			Menos de 15 dias			Mais de 15 dias			Incapacidade Permanente			Óbito		
	2014	2015	2016	2014	2015	2016	2014	2015	2016	2014	2015	2016	2014	2015	2016	2014	2015	2016
1413	7	3	–	–	1	–	4	2	–	2	–	–	1	–	–	–	–	–
1414	1	5	8	–	–	2	–	5	5	1	–	1	–	–	–	–	–	–
1510	13	9	11	3	–	–	9	8	9	1	1	2	–	–	–	–	–	–
1521	–	2	–	–	–	–	–	1	–	–	1	–	–	–	–	–	–	–
1529	–	2	–	–	–	–	–	1	–	–	1	–	–	–	–	–	–	–
1531	2	1	–	–	–	–	1	1	–	1	–	–	–	–	–	–	–	–
1532	1	–	–	–	–	–	–	–	–	1	–	–	–	–	–	–	–	–
1539	11	10	10	–	–	–	8	10	10	3	–	–	–	–	–	–	–	–
1540	2	2	1	–	–	–	1	1	1	1	1	–	–	–	–	–	–	–
1610	40	30	27	–	–	–	17	18	13	18	12	14	4	–	–	1	–	–
1622	19	25	15	–	–	–	8	19	8	10	5	7	1	–	–	–	1	–
1623	36	24	23	–	–	–	19	16	15	16	8	8	1	–	–	–	–	–
1629	2	5	4	–	–	–	2	2	4	–	3	–	–	–	–	–	–	–
1710	65	56	80	57	45	73	5	9	4	3	2	2	–	–	–	–	–	1
1721	6	6	8	–	–	–	5	4	6	1	2	2	–	–	–	–	–	–
1731	2	3	–	–	–	–	–	3	–	1	–	–	1	–	–	–	–	–
1732	1	–	1	–	–	–	–	–	1	1	–	–	–	–	–	–	–	–
1733	4	5	4	–	–	–	2	3	3	1	2	1	1	–	–	–	–	–
1741	2	4	3	–	1	–	1	3	3	1	–	–	–	–	–	–	–	–
1811	4	–	1	–	–	–	3	–	1	1	–	–	–	–	–	–	–	–
1812	8	11	9	1	1	–	1	6	5	6	4	4	–	–	–	–	–	–
1813	13	7	9	–	–	–	7	2	4	5	5	5	1	–	–	–	–	–
1822	1	1	–	–	–	–	1	1	–	–	–	–	–	–	–	–	–	–
1910	3	2	7	3	2	7	–	–	–	–	–	–	–	–	–	–	–	–
1921	18	25	1	13	21	1	4	3	–	1	1	–	–	–	–	–	–	–
1931	96	80	36	7	6	2	83	68	26	5	5	7	1	–	1	–	1	–
2013	33	33	22	3	5	2	25	26	16	5	2	4	–	–	–	–	–	–
2014	–	2	3	–	2	1	–	–	2	–	–	–	–	–	–	–	–	–
2019	9	6	–	7	2	–	1	2	–	1	2	–	–	–	–	–	–	–
2029	1	1	–	–	–	–	–	–	–	1	1	–	–	–	–	–	–	–
2031	1	–	–	–	–	–	–	–	–	1	–	–	–	–	–	–	–	–
2032	5	6	8	–	–	1	4	6	7	1	–	–	–	–	–	–	–	–
2040	–	1	–	–	–	–	–	–	–	–	1	–	–	–	–	–	–	–
2051	1	–	–	–	–	–	–	–	–	1	–	–	–	–	–	–	–	–
2061	–	1	1	–	–	–	–	1	–	–	–	1	–	–	–	–	–	–
2062	–	1	–	–	–	–	–	–	–	–	1	–	–	–	–	–	–	–
2063	9	6	12	–	–	1	6	6	9	2	–	2	1	–	–	–	–	–
2071	9	4	4	–	–	–	7	4	4	2	–	–	–	–	–	–	–	–
2073	2	2	2	–	–	–	2	2	2	–	–	–	–	–	–	–	–	–
2091	1	–	–	–	–	–	–	–	–	1	–	–	–	–	–	–	–	–
2093	–	–	1	–	–	–	–	–	1	–	–	–	–	–	–	–	–	–
2099	6	6	6	3	2	3	3	3	3	–	–	–	–	–	–	–	1	–
2121	13	8	16	2	3	5	11	5	9	–	–	2	–	–	–	–	–	–
2211	1	–	–	–	–	–	–	–	–	1	–	–	–	–	–	–	–	–
2212	9	15	15	–	2	1	6	12	13	1	1	–	–	–	–	2	–	1
2219	23	9	6	18	4	2	3	3	3	2	2	1	–	–	–	–	–	–
2221	2	1	1	–	–	–	2	1	1	–	–	–	–	–	–	–	–	–
2222	47	33	18	3	–	2	32	28	15	10	5	1	2	–	–	–	–	–
2223	–	1	–	–	–	–	–	1	–	–	–	–	–	–	–	–	–	–
2229	76	50	52	30	18	21	30	29	24	15	3	7	–	–	–	1	–	–
2311	2	2	1	–	–	–	–	1	1	2	–	–	–	–	–	–	1	–
2319	18	26	11	1	1	2	14	24	6	2	1	3	–	–	–	1	–	–
2320	47	23	35	10	3	2	32	16	30	5	4	3	–	–	–	–	–	–
2330	80	58	66	4	2	4	44	41	44	28	13	17	4	–	–	–	2	1
2341	1	1	–	–	–	–	–	1	–	–	–	–	1	–	–	–	–	–
2342	66	70	51	3	15	19	35	40	19	24	14	13	4	–	–	–	1	–
2349	10	8	14	2	1	1	5	7	7	2	–	6	1	–	–	–	–	–
2391	475	457	396	15	9	9	303	364	291	146	79	89	6	1	–	5	4	7
2392	1	–	1	1	–	1	–	–	–	–	–	–	–	–	–	–	–	–
2399	41	31	30	6	4	7	23	25	19	9	2	4	2	–	–	1	–	–
2411	47	18	32	12	5	5	31	10	26	4	3	1	–	–	–	–	–	–
2412	6	3	1	–	–	–	5	3	1	–	–	–	1	–	–	–	–	–
2422	50	44	47	37	32	37	7	8	8	6	3	2	–	–	–	–	1	–
2423	31	28	19	19	16	13	9	5	2	3	7	4	–	–	–	–	–	–
2424	4	3	3	1	–	–	–	3	3	3	–	–	–	–	–	–	–	–
2431	66	23	13	5	1	6	55	19	5	5	3	2	1	–	–	–	–	–
2441	19	17	13	1	–	–	16	16	13	2	1	–	–	–	–	–	–	–
2443	–	1	–	–	–	–	–	–	–	–	1	–	–	–	–	–	–	–
2449	–	–	1	–	–	–	–	–	1	–	–	–	–	–	–	–	–	–
2451	8	4	4	–	–	–	8	4	3	–	–	1	–	–	–	–	–	–
2511	127	101	105	16	3	10	84	77	79	27	21	15	–	–	–	–	–	1
2512	19	17	13	1	–	1	9	13	8	9	4	4	–	–	–	–	–	–

Capítulo 47 - Espírito Santo

47.1 - Quantidade de acidentes do trabalho liquidados, por consequência, segundo a Classificação Nacional de Atividades Econômicas (CNAE), no estado do Espírito Santo - 2014/2016

(continuação)

CNAE	QUANTIDADE DE ACIDENTES DO TRABALHO LIQUIDADOS																	
	Total			Consequência														
				Assistência Médica			Menos de 15 dias			Mais de 15 dias			Incapacidade Permanente			Óbito		
	2014	2015	2016	2014	2015	2016	2014	2015	2016	2014	2015	2016	2014	2015	2016	2014	2015	2016
2513	33	17	19	1	1	3	27	15	12	4	1	4	–	–	–	1	–	–
2521	11	5	–	–	–	–	10	5	–	1	–	–	–	–	–	–	–	–
2522	–	2	–	–	–	–	–	–	–	–	2	–	–	–	–	–	–	–
2531	5	6	5	–	1	–	5	5	5	–	–	–	–	–	–	–	–	–
2532	26	19	10	–	4	2	21	13	6	5	2	2	–	–	–	–	–	–
2539	29	21	13	–	1	1	13	18	9	15	2	3	1	–	–	–	–	–
2542	8	3	7	–	–	1	2	3	6	6	–	–	–	–	–	–	–	–
2543	–	1	–	–	–	–	–	1	–	–	–	–	–	–	–	–	–	–
2593	1	–	–	–	–	–	1	–	–	–	–	–	–	–	–	–	–	–
2599	55	44	38	–	2	–	44	36	33	11	6	5	–	–	–	–	–	–
2610	–	–	2	–	–	–	–	–	1	–	–	1	–	–	–	–	–	–
2651	4	3	1	1	1	–	3	2	1	–	–	–	–	–	–	–	–	–
2710	57	51	31	1	3	1	50	46	21	6	1	9	–	–	–	–	1	–
2721	–	1	–	–	–	–	–	–	–	–	1	–	–	–	–	–	–	–
2731	2	3	1	–	1	–	1	2	1	1	–	–	–	–	–	–	–	–
2733	13	16	2	8	2	1	4	13	1	1	1	–	–	–	–	–	–	–
2751	–	1	–	–	–	–	–	1	–	–	–	–	–	–	–	–	–	–
2759	–	–	1	–	–	–	–	–	1	–	–	–	–	–	–	–	–	–
2790	1	–	–	–	–	–	1	–	–	–	–	–	–	–	–	–	–	–
2811	1	1	–	–	–	–	–	1	–	1	–	–	–	–	–	–	–	–
2812	5	4	2	–	–	1	3	3	–	2	1	1	–	–	–	–	–	–
2813	3	–	–	–	–	–	1	–	–	2	–	–	–	–	–	–	–	–
2822	5	4	–	–	–	–	4	3	–	–	1	–	1	–	–	–	–	–
2823	1	1	–	–	–	–	1	1	–	–	–	–	–	–	–	–	–	–
2825	9	1	1	–	–	–	9	1	1	–	–	–	–	–	–	–	–	–
2829	8	17	7	4	7	4	1	6	2	3	4	1	–	–	–	–	–	–
2831	1	–	–	–	–	–	–	–	–	1	–	–	–	–	–	–	–	–
2833	6	8	5	–	–	1	3	6	3	2	2	1	1	–	–	–	–	–
2840	1	1	1	–	–	–	–	–	1	1	1	–	–	–	–	–	–	–
2852	1	1	1	–	–	–	–	1	1	1	–	–	–	–	–	–	–	–
2861	3	6	6	–	1	–	–	5	4	3	–	2	–	–	–	–	–	–
2862	4	4	2	–	–	–	4	2	–	–	2	2	–	–	–	–	–	–
2869	15	14	6	5	6	–	7	6	6	3	2	–	–	–	–	–	–	–
2910	2	–	–	–	–	–	–	–	–	2	–	–	–	–	–	–	–	–
2920	2	9	7	–	3	1	2	6	6	–	–	–	–	–	–	–	–	–
2930	11	20	12	–	–	1	7	17	11	3	3	–	1	–	–	–	–	–
2941	1	–	1	–	–	–	1	–	1	–	–	–	–	–	–	–	–	–
2949	1	–	–	–	–	–	1	–	–	–	–	–	–	–	–	–	–	–
2950	–	1	1	–	–	–	–	1	–	–	–	1	–	–	–	–	–	–
3011	39	116	30	28	47	13	8	62	11	2	7	6	1	–	–	–	–	–
3032	11	7	7	–	–	–	9	5	4	2	2	3	–	–	–	–	–	–
3101	150	122	95	7	9	9	109	94	63	26	19	23	6	–	–	2	–	–
3102	20	22	9	2	4	–	14	10	7	3	8	2	1	–	–	–	–	–
3103	1	–	2	–	–	–	1	–	2	–	–	–	–	–	–	–	–	–
3104	12	4	3	1	–	–	9	4	3	2	–	–	–	–	–	–	–	–
3211	1	–	–	–	–	–	–	–	–	1	–	–	–	–	–	–	–	–
3230	1	1	–	–	–	–	–	–	–	1	1	–	–	–	–	–	–	–
3240	1	–	–	–	–	–	–	–	–	1	–	–	–	–	–	–	–	–
3250	4	2	1	–	–	–	1	1	–	3	1	1	–	–	–	–	–	–
3291	7	2	–	–	–	–	–	–	–	7	2	–	–	–	–	–	–	–
3292	–	–	1	–	–	–	–	–	1	–	–	–	–	–	–	–	–	–
3299	4	–	8	–	–	–	1	–	5	3	–	3	–	–	–	–	–	–
3311	2	–	1	–	–	–	–	–	1	2	–	–	–	–	–	–	–	–
3312	2	2	8	1	–	1	1	1	7	–	1	–	–	–	–	–	–	–
3313	7	3	2	2	1	2	4	2	–	1	–	–	–	–	–	–	–	–
3314	81	73	73	39	24	30	34	42	31	6	7	12	2	–	–	–	–	–
3317	3	12	9	1	2	–	2	10	5	–	–	4	–	–	–	–	–	–
3319	5	5	1	2	3	1	3	2	–	–	–	–	–	–	–	–	–	–
3321	5	8	7	1	1	–	2	5	6	1	2	1	1	–	–	–	–	–
3329	11	3	4	–	–	–	7	1	3	4	2	1	–	–	–	–	–	–
3511	5	2	4	–	–	1	2	2	2	2	–	1	–	–	–	1	–	–
3512	2	2	2	–	–	1	2	2	1	–	–	–	–	–	–	–	–	–
3513	–	–	1	–	–	–	–	–	1	–	–	–	–	–	–	–	–	–
3514	19	30	8	7	20	3	7	5	5	4	4	–	1	–	–	–	1	–
3520	–	–	2	–	–	–	–	–	2	–	–	–	–	–	–	–	–	–
3600	43	40	33	7	13	5	27	22	23	8	5	5	1	–	–	–	–	–
3701	–	4	9	–	–	–	–	4	8	–	–	1	–	–	–	–	–	–
3702	8	17	27	2	–	1	4	14	18	2	3	8	–	–	–	–	–	–
3811	289	204	201	27	30	9	244	160	171	15	14	21	3	–	–	–	–	–
3812	9	1	2	–	–	–	7	1	1	2	–	1	–	–	–	–	–	–
3821	27	33	64	9	6	8	14	21	52	3	6	4	1	–	–	–	–	–
3822	68	76	82	12	37	25	48	37	53	7	2	4	–	–	–	1	–	–
3831	9	19	8	2	2	5	6	16	2	1	1	1	–	–	–	–	–	–

Capítulo 47 - Espírito Santo

47.1 - Quantidade de acidentes do trabalho liquidados, por consequência, segundo a Classificação Nacional de Atividades Econômicas (CNAE), no estado do Espírito Santo - 2014/2016

(continuação)

CNAE	QUANTIDADE DE ACIDENTES DO TRABALHO LIQUIDADOS																	
	Total			Consequência														
				Assistência Médica			Menos de 15 dias			Mais de 15 dias			Incapacidade Permanente			Óbito		
	2014	2015	2016	2014	2015	2016	2014	2015	2016	2014	2015	2016	2014	2015	2016	2014	2015	2016
3832	3	2	6	–	–	–	1	1	5	2	1	1	–	–	–	–	–	–
3839	2	10	2	–	–	–	1	7	1	1	1	1	–	–	–	–	2	–
3900	1	2	1	–	–	–	1	2	1	–	–	–	–	–	–	–	–	–
4110	207	126	119	16	4	4	158	109	95	28	13	19	3	–	–	2	–	1
4120	408	305	178	26	17	15	249	214	110	112	71	52	18	–	–	3	3	1
4211	114	86	60	26	14	3	51	57	43	32	14	13	3	–	–	2	1	1
4212	19	18	7	3	1	–	8	14	5	6	3	2	2	–	–	–	–	–
4213	20	26	15	2	4	–	12	18	13	3	4	2	–	–	–	3	–	–
4221	78	58	45	22	6	8	34	37	22	17	14	15	3	–	–	2	1	–
4222	7	22	33	1	2	–	5	18	26	1	2	7	–	–	–	–	–	–
4291	37	15	3	13	3	–	20	9	2	3	3	1	1	–	–	–	–	–
4292	65	46	33	35	20	15	17	22	9	11	4	8	1	–	1	1	–	–
4299	23	20	22	–	2	1	19	15	19	4	3	2	–	–	–	–	–	–
4311	2	3	1	–	–	–	1	2	1	1	1	–	–	–	–	–	–	–
4312	1	–	–	–	–	–	1	–	–	–	–	–	–	–	–	–	–	–
4313	19	21	15	1	3	–	11	12	8	4	6	6	3	–	–	–	–	1
4319	2	–	–	–	–	–	1	–	–	1	–	–	–	–	–	–	–	–
4321	51	88	78	6	36	29	31	43	34	14	9	14	–	–	1	–	–	–
4322	19	18	12	1	2	2	12	11	6	5	5	4	1	–	–	–	–	–
4329	26	21	18	12	3	5	9	12	10	5	6	3	–	–	–	–	–	–
4330	39	21	28	13	1	1	12	15	19	13	5	8	1	–	–	–	–	–
4391	15	11	6	3	–	1	6	10	4	6	1	1	–	–	–	–	–	–
4399	86	72	52	17	23	10	46	36	29	19	11	12	3	–	–	1	2	1
4511	71	54	57	1	2	3	51	45	43	17	6	11	1	–	–	1	1	–
4512	–	1	1	–	–	–	–	–	1	–	1	–	–	–	–	–	–	–
4520	71	73	62	–	2	1	44	56	45	25	15	16	2	–	–	–	–	–
4530	106	96	101	1	8	3	60	64	75	39	24	22	4	–	–	2	–	1
4541	21	22	18	–	1	–	14	16	15	5	5	3	2	–	–	–	–	–
4543	2	–	1	–	–	–	–	–	1	1	–	–	1	–	–	–	–	–
4617	3	2	1	1	–	1	–	1	–	2	1	–	–	–	–	–	–	–
4619	2	1	3	–	–	–	1	–	3	1	1	–	–	–	–	–	–	–
4621	19	13	21	2	–	1	12	10	13	5	3	7	–	–	–	–	–	–
4623	1	–	2	–	–	–	–	–	2	1	–	–	–	–	–	–	–	–
4631	3	4	1	–	–	1	2	3	–	1	1	–	–	–	–	–	–	–
4632	7	6	12	1	–	1	6	6	9	–	–	2	–	–	–	–	–	–
4633	30	29	36	–	2	1	19	20	23	9	7	12	2	–	–	–	–	–
4634	29	9	16	–	–	–	19	6	9	9	3	7	–	–	–	1	–	–
4635	58	69	73	7	6	7	34	46	49	16	16	17	1	–	–	–	1	–
4636	1	3	–	–	–	–	–	1	–	1	2	–	–	–	–	–	–	–
4637	14	15	5	1	5	–	11	9	3	2	1	2	–	–	–	–	–	–
4639	64	58	52	1	2	4	46	48	38	17	8	10	–	–	–	–	–	–
4641	17	12	2	7	5	1	9	7	1	1	–	–	–	–	–	–	–	–
4642	5	4	3	–	2	–	4	2	3	1	–	–	–	–	–	–	–	–
4643	5	1	2	–	–	–	4	1	2	1	–	–	–	–	–	–	–	–
4644	15	5	10	1	–	1	12	3	7	2	2	2	–	–	–	–	–	–
4645	3	2	9	1	1	–	–	1	9	2	–	–	–	–	–	–	–	–
4646	4	5	6	–	–	1	3	2	3	1	3	2	–	–	–	–	–	–
4647	3	4	2	–	–	–	3	2	2	–	2	–	–	–	–	–	–	–
4649	11	14	7	–	1	–	6	10	7	3	3	–	2	–	–	–	–	–
4651	2	3	3	–	1	–	–	2	1	2	–	1	–	–	–	–	–	1
4652	2	3	–	–	–	–	–	3	–	2	–	–	–	–	–	–	–	–
4661	2	12	6	–	–	–	2	12	6	–	–	–	–	–	–	–	–	–
4662	11	13	8	5	1	3	3	11	3	3	1	2	–	–	–	–	–	–
4663	7	6	5	4	1	1	1	5	3	2	–	1	–	–	–	–	–	–
4664	5	1	1	1	–	–	3	1	1	1	–	–	–	–	–	–	–	–
4665	–	1	6	–	–	1	–	1	4	–	–	1	–	–	–	–	–	–
4669	4	10	7	1	–	1	–	8	3	2	2	3	1	–	–	–	–	–
4671	1	2	2	–	–	–	1	2	2	–	–	–	–	–	–	–	–	–
4672	13	14	15	–	–	–	8	11	10	5	3	5	–	–	–	–	–	–
4673	3	4	1	–	–	–	3	4	1	–	–	–	–	–	–	–	–	–
4674	2	1	4	–	–	1	1	1	3	1	–	–	–	–	–	–	–	–
4679	28	43	37	1	1	3	18	34	29	6	7	5	2	–	–	1	1	–
4681	3	16	10	–	1	–	3	11	10	–	2	–	–	–	–	–	2	–
4682	46	50	33	–	2	1	36	41	28	8	7	4	2	–	–	–	–	–
4683	3	6	4	–	1	1	1	5	3	2	–	–	–	–	–	–	–	–
4684	3	2	–	–	–	–	1	2	–	2	–	–	–	–	–	–	–	–
4685	35	24	24	6	8	7	25	13	14	4	3	3	–	–	–	–	–	–
4686	1	1	2	–	–	–	–	1	1	1	–	1	–	–	–	–	–	–
4687	22	32	29	–	1	–	9	26	16	13	5	13	–	–	–	–	–	–
4689	13	9	8	–	–	–	7	8	4	6	1	4	–	–	–	–	–	–
4691	6	11	24	–	1	1	5	10	18	1	–	5	–	–	–	–	–	–
4692	7	9	3	2	2	–	4	7	3	1	–	–	–	–	–	–	–	–
4693	68	73	71	1	2	4	53	62	61	14	8	6	–	1	–	–	–	–

Capítulo 47 - Espírito Santo

47.1 - Quantidade de acidentes do trabalho liquidados, por consequência, segundo a Classificação Nacional de Atividades Econômicas (CNAE), no estado do Espírito Santo - 2014/2016

(continuação)

CNAE	QUANTIDADE DE ACIDENTES DO TRABALHO LIQUIDADOS																	
	Total			Consequência														
				Assistência Médica			Menos de 15 dias			Mais de 15 dias			Incapacidade Permanente			Óbito		
	2014	2015	2016	2014	2015	2016	2014	2015	2016	2014	2015	2016	2014	2015	2016	2014	2015	2016
4711	443	499	542	15	45	61	334	376	406	92	78	75	–	–	–	2	–	–
4712	21	23	19	–	–	–	7	15	9	14	8	10	–	–	–	–	–	–
4713	59	35	22	–	1	–	45	28	17	14	6	5	–	–	–	–	–	–
4721	28	28	32	1	3	4	14	16	19	11	9	9	2	–	–	–	–	–
4722	8	9	1	–	–	–	4	6	1	4	3	–	–	–	–	–	–	–
4723	6	5	10	–	–	–	1	2	5	4	3	5	1	–	–	–	–	–
4724	22	19	9	–	–	–	22	17	6	–	2	3	–	–	–	–	–	–
4729	9	11	7	–	–	–	4	8	6	5	3	1	–	–	–	–	–	–
4731	33	23	48	1	–	2	17	14	34	14	9	9	–	–	–	1	–	3
4741	15	5	8	–	–	–	8	4	5	7	1	3	–	–	–	–	–	–
4742	23	17	24	10	2	8	7	9	12	6	6	4	–	–	–	–	–	–
4743	15	8	5	–	–	–	11	5	4	4	3	1	–	–	–	–	–	–
4744	120	90	99	2	2	2	64	58	70	46	28	27	4	1	–	4	1	–
4751	8	9	7	–	1	–	6	5	5	2	3	2	–	–	–	–	–	–
4752	12	7	6	1	–	–	6	4	5	5	2	1	–	–	–	–	1	–
4753	32	23	16	–	1	1	15	15	12	14	6	3	3	–	–	–	1	–
4754	47	49	53	11	3	5	21	32	37	12	13	11	2	–	–	1	1	–
4755	6	4	8	–	–	–	3	2	6	2	2	2	–	–	–	1	–	–
4756	1	2	1	–	–	–	–	2	–	1	–	1	–	–	–	–	–	–
4757	6	2	1	–	–	–	3	1	1	2	1	–	–	–	–	1	–	–
4759	4	2	11	–	–	2	–	1	5	4	1	4	–	–	–	–	–	–
4761	8	8	6	–	1	–	4	7	2	3	–	4	1	–	–	–	–	–
4762	1	–	–	–	–	–	–	–	–	1	–	–	–	–	–	–	–	–
4763	6	7	10	–	1	1	3	5	6	3	1	3	–	–	–	–	–	–
4771	51	47	46	4	4	7	35	27	27	12	15	12	–	–	–	–	1	–
4772	7	6	5	–	–	–	5	4	4	2	2	1	–	–	–	–	–	–
4773	3	–	2	–	–	–	1	–	–	2	–	2	–	–	–	–	–	–
4774	4	7	4	1	–	–	2	7	3	1	–	1	–	–	–	–	–	–
4781	76	75	80	3	1	4	45	55	62	26	17	13	1	–	–	1	2	1
4782	22	32	24	6	3	1	14	26	20	1	3	3	1	–	–	–	–	–
4783	3	3	3	–	–	–	1	2	1	2	1	2	–	–	–	–	–	–
4784	18	15	15	1	–	1	8	9	8	9	6	6	–	–	–	–	–	–
4785	–	1	–	–	–	–	–	1	–	–	–	–	–	–	–	–	–	–
4789	50	40	42	7	6	–	31	26	34	11	8	6	–	–	–	1	–	2
4911	35	48	64	22	33	42	7	13	16	3	2	6	2	–	–	1	–	–
4921	117	109	88	3	1	3	76	72	44	33	29	40	4	2	–	1	5	1
4922	33	23	27	1	1	3	21	14	18	11	7	6	–	–	–	–	1	–
4923	2	3	–	1	2	–	1	–	–	–	1	–	–	–	–	–	–	–
4924	1	2	2	–	1	–	–	1	1	1	–	1	–	–	–	–	–	–
4929	12	8	6	1	1	–	7	5	3	3	1	2	1	–	–	–	1	1
4930	472	394	368	87	78	81	257	262	214	109	49	69	15	–	–	4	5	4
4940	16	8	2	9	4	2	5	2	–	2	–	–	–	–	–	–	2	–
5011	5	5	6	1	3	4	3	2	2	–	–	–	1	–	–	–	–	–
5012	2	–	–	–	–	–	1	–	–	–	–	–	–	–	–	1	–	–
5030	21	21	21	8	7	8	7	11	9	4	3	4	1	–	–	1	–	–
5111	16	10	13	1	1	1	8	8	10	7	1	2	–	–	–	–	–	–
5112	4	3	5	1	–	1	3	2	3	–	1	1	–	–	–	–	–	–
5211	26	28	20	1	4	–	15	18	15	10	5	5	–	–	–	–	1	–
5212	48	43	39	12	9	8	20	24	20	15	10	10	1	–	–	–	–	1
5221	18	24	16	2	1	–	12	23	13	4	–	3	–	–	–	–	–	–
5222	1	1	–	–	–	–	1	1	–	–	–	–	–	–	–	–	–	–
5223	3	9	11	–	–	–	2	8	7	–	1	4	1	–	–	–	–	–
5229	14	11	9	–	–	–	7	5	4	4	6	4	2	–	–	1	–	1
5231	67	92	79	24	51	52	28	26	20	15	15	7	–	–	–	–	–	–
5232	11	2	2	2	1	–	7	1	1	2	–	1	–	–	–	–	–	–
5239	8	9	6	2	2	–	5	5	5	1	1	1	–	–	–	–	1	–
5240	7	5	10	1	1	1	5	2	8	1	1	1	–	1	–	–	–	–
5250	57	63	35	4	5	2	40	53	27	13	5	6	–	–	–	–	–	–
5310	148	138	102	50	45	13	78	82	75	20	11	14	–	–	–	–	–	–
5320	43	22	18	–	1	–	26	15	12	14	6	6	2	–	–	1	–	–
5510	37	42	24	4	5	2	20	28	15	11	9	7	2	–	–	–	–	–
5590	1	–	–	–	–	–	–	–	–	1	–	–	–	–	–	–	–	–
5611	202	173	175	4	7	10	133	131	134	62	35	30	2	–	–	1	–	1
5612	–	5	1	–	–	–	–	3	1	–	2	–	–	–	–	–	–	–
5620	113	102	87	37	25	15	60	57	56	13	20	16	3	–	–	–	–	–
5811	1	–	–	–	–	–	1	–	–	–	–	–	–	–	–	–	–	–
5812	2	2	3	–	–	–	1	2	1	1	–	2	–	–	–	–	–	–
5819	1	–	–	–	–	–	1	–	–	–	–	–	–	–	–	–	–	–
5822	18	30	15	1	1	–	15	27	13	2	2	2	–	–	–	–	–	–
5829	2	2	2	–	–	–	1	1	–	1	1	2	–	–	–	–	–	–
5914	3	4	2	–	–	1	3	4	–	–	–	1	–	–	–	–	–	–
6010	3	–	2	–	–	–	2	–	2	–	–	–	1	–	–	–	–	–
6021	10	6	13	–	1	2	9	5	10	1	–	1	–	–	–	–	–	–

Capítulo 47 - Espírito Santo

47.1 - Quantidade de acidentes do trabalho liquidados, por consequência, segundo a Classificação Nacional de Atividades Econômicas (CNAE), no estado do Espírito Santo - 2014/2016

(continuação)

CNAE	QUANTIDADE DE ACIDENTES DO TRABALHO LIQUIDADOS																	
	Total			Consequência														
				Assistência Médica			Menos de 15 dias			Mais de 15 dias			Incapacidade Permanente			Óbito		
	2014	2015	2016	2014	2015	2016	2014	2015	2016	2014	2015	2016	2014	2015	2016	2014	2015	2016
6110	12	8	10	–	1	–	8	5	9	3	2	1	1	–	–	–	–	–
6120	8	2	8	–	–	–	4	2	6	4	–	2	–	–	–	–	–	–
6141	4	–	–	–	–	–	4	–	–	–	–	–	–	–	–	–	–	–
6142	1	–	–	–	–	–	1	–	–	–	–	–	–	–	–	–	–	–
6190	16	14	12	–	–	1	9	14	9	7	–	2	–	–	–	–	–	–
6201	25	19	14	–	2	–	3	6	9	22	10	5	–	–	–	–	1	–
6202	3	1	3	1	–	–	2	1	2	–	–	1	–	–	–	–	–	–
6203	3	1	2	–	–	1	2	1	1	1	–	–	–	–	–	–	–	–
6204	4	6	9	2	2	1	1	4	8	1	–	–	–	–	–	–	–	–
6209	7	11	8	3	4	1	3	7	5	1	–	2	–	–	–	–	–	–
6311	6	4	6	–	–	1	4	2	4	2	2	1	–	–	–	–	–	–
6319	1	2	–	–	–	–	1	1	–	–	1	–	–	–	–	–	–	–
6399	–	1	2	–	–	–	–	–	1	–	1	1	–	–	–	–	–	–
6421	6	11	4	–	6	1	5	5	2	1	–	1	–	–	–	–	–	–
6422	55	44	25	6	4	–	36	36	21	9	3	4	3	–	–	1	1	–
6423	11	9	10	1	3	1	7	5	7	3	1	2	–	–	–	–	–	–
6424	1	2	3	–	–	1	1	1	2	–	1	–	–	–	–	–	–	–
6433	1	–	–	1	–	–	–	–	–	–	–	–	–	–	–	–	–	–
6436	1	–	1	–	–	–	1	–	1	–	–	–	–	–	–	–	–	–
6462	3	6	6	–	–	1	3	4	5	–	2	–	–	–	–	–	–	–
6463	–	1	1	–	–	–	–	1	1	–	–	–	–	–	–	–	–	–
6470	1	–	–	–	–	–	1	–	–	–	–	–	–	–	–	–	–	–
6493	2	1	1	–	–	–	1	1	1	–	–	–	–	–	–	1	–	–
6512	1	1	2	–	–	–	1	1	2	–	–	–	–	–	–	–	–	–
6542	1	–	–	–	–	–	–	–	–	1	–	–	–	–	–	–	–	–
6550	33	23	25	11	6	3	18	15	20	4	2	2	–	–	–	–	–	–
6613	5	–	1	–	–	1	5	–	–	–	–	–	–	–	–	–	–	–
6621	2	3	–	–	–	–	–	–	–	2	3	–	–	–	–	–	–	–
6622	1	1	1	–	–	–	1	–	1	–	1	–	–	–	–	–	–	–
6810	21	7	9	–	–	–	12	6	4	7	1	5	1	–	–	1	–	–
6821	2	1	1	–	–	–	1	–	–	–	1	1	–	–	–	1	–	–
6822	13	7	7	–	–	–	6	7	2	7	–	5	–	–	–	–	–	–
6911	–	4	–	–	1	–	–	2	–	–	1	–	–	–	–	–	–	–
6912	2	–	5	–	–	–	1	–	4	1	–	1	–	–	–	–	–	–
6920	46	29	27	3	4	3	31	20	14	11	5	10	1	–	–	–	–	–
7010	1	–	–	–	–	–	–	–	–	1	–	–	–	–	–	–	–	–
7020	11	12	3	4	4	3	6	7	–	–	1	–	1	–	–	–	–	–
7111	3	1	1	1	–	–	2	1	–	–	–	1	–	–	–	–	–	–
7112	99	70	53	19	18	11	63	47	29	15	5	12	1	–	–	1	–	1
7119	11	18	8	3	7	4	4	9	1	4	2	3	–	–	–	–	–	–
7120	9	5	9	1	–	–	7	5	7	1	–	2	–	–	–	–	–	–
7210	2	5	2	1	1	–	1	4	2	–	–	–	–	–	–	–	–	–
7220	1	2	–	–	–	–	–	–	–	1	2	–	–	–	–	–	–	–
7311	3	2	1	–	–	–	1	2	1	2	–	–	–	–	–	–	–	–
7312	2	–	–	–	–	–	–	–	–	2	–	–	–	–	–	–	–	–
7319	6	12	7	–	–	–	3	10	5	3	2	2	–	–	–	–	–	–
7320	–	1	–	–	–	–	–	1	–	–	–	–	–	–	–	–	–	–
7420	6	–	2	–	–	–	–	–	2	6	–	–	–	–	–	–	–	–
7490	13	9	4	4	4	2	7	4	–	2	1	2	–	–	–	–	–	–
7500	2	–	–	–	–	–	1	–	–	1	–	–	–	–	–	–	–	–
7711	25	14	18	–	–	1	16	11	15	8	3	2	–	–	–	1	–	–
7719	3	6	4	–	–	–	3	4	3	–	1	1	–	–	–	–	1	–
7722	–	2	2	–	–	–	–	2	1	–	–	–	–	–	–	–	–	1
7723	–	2	2	–	–	–	–	1	–	–	1	2	–	–	–	–	–	–
7729	2	1	–	–	1	–	1	–	–	1	–	–	–	–	–	–	–	–
7731	2	1	2	–	–	–	2	1	2	–	–	–	–	–	–	–	–	–
7732	41	25	26	7	1	4	27	22	14	7	2	8	–	–	–	–	–	–
7733	–	–	1	–	–	–	–	–	1	–	–	–	–	–	–	–	–	–
7739	19	19	14	2	1	1	14	14	9	3	4	4	–	–	–	–	–	–
7740	1	–	–	–	–	–	–	–	–	1	–	–	–	–	–	–	–	–
7810	24	23	21	3	–	–	17	22	20	4	1	1	–	–	–	–	–	–
7820	61	40	23	9	6	3	46	28	12	6	6	7	–	–	1	–	–	–
7830	14	19	16	3	2	1	9	10	13	2	7	2	–	–	–	–	–	–
7911	1	2	2	–	–	–	–	2	1	1	–	1	–	–	–	–	–	–
8011	124	152	109	8	8	14	91	119	64	24	25	27	–	–	–	1	–	4
8012	29	43	26	1	4	2	23	29	21	4	10	3	1	–	–	–	–	–
8020	31	45	30	2	12	8	18	31	17	10	2	5	–	–	–	1	–	–
8111	26	29	24	–	2	4	21	23	16	4	4	4	1	–	–	–	–	–
8112	153	130	132	6	1	7	106	114	100	39	15	24	1	–	–	1	–	1
8121	80	107	89	8	9	9	42	76	60	28	22	20	2	–	–	–	–	–
8122	11	4	3	–	–	–	8	3	2	2	1	1	1	–	–	–	–	–
8129	29	36	33	11	11	8	15	22	21	2	3	4	1	–	–	–	–	–
8130	2	1	5	1	–	–	–	–	4	1	1	–	–	–	–	–	–	1

Capítulo 47 - Espírito Santo

47.1 - Quantidade de acidentes do trabalho liquidados, por consequência, segundo a Classificação Nacional de Atividades Econômicas (CNAE), no estado do Espírito Santo - 2014/2016

(conclusão)

CNAE	QUANTIDADE DE ACIDENTES DO TRABALHO LIQUIDADOS																	
	Total			Consequência														
				Assistência Médica			Menos de 15 dias			Mais de 15 dias			Incapacidade Permanente			Óbito		
	2014	2015	2016	2014	2015	2016	2014	2015	2016	2014	2015	2016	2014	2015	2016	2014	2015	2016
8211	35	47	50	4	6	6	21	32	31	8	9	13	1	–	–	1	–	–
8219	7	8	10	–	1	–	5	6	7	1	1	3	–	–	–	1	–	–
8220	34	32	29	2	4	2	21	21	23	10	7	4	–	–	–	1	–	–
8230	20	3	7	1	–	1	13	1	4	6	2	2	–	–	–	–	–	–
8291	14	9	13	–	–	1	9	8	11	5	1	1	–	–	–	–	–	–
8292	–	1	–	–	–	–	–	–	–	–	1	–	–	–	–	–	–	–
8299	41	51	34	5	16	4	25	24	24	11	11	6	–	–	–	–	–	–
8411	574	529	525	77	71	82	393	350	322	98	106	119	6	–	–	–	2	2
8412	73	56	61	8	10	9	56	41	39	9	5	13	–	–	–	–	–	–
8413	1	–	–	–	–	–	–	–	–	–	–	–	–	–	–	1	–	–
8422	–	2	–	–	–	–	–	2	–	–	–	–	–	–	–	–	–	–
8423	7	–	1	1	–	–	3	–	1	3	–	–	–	–	–	–	–	–
8424	17	21	6	–	5	–	9	11	2	8	5	4	–	–	–	–	–	–
8430	1	–	2	–	–	–	1	–	1	–	–	1	–	–	–	–	–	–
8511	30	16	8	1	–	1	4	5	4	25	11	3	–	–	–	–	–	–
8512	2	2	9	–	–	–	1	1	8	1	1	1	–	–	–	–	–	–
8513	43	46	22	1	2	–	34	38	18	7	6	4	1	–	–	–	–	–
8520	9	9	5	2	1	1	4	7	4	3	1	–	–	–	–	–	–	–
8531	17	18	14	1	1	2	8	15	11	8	2	1	–	–	–	–	–	–
8532	18	29	18	3	3	1	13	24	16	2	2	1	–	–	–	–	–	–
8533	7	9	7	–	2	1	6	7	6	1	–	–	–	–	–	–	–	–
8541	8	3	1	–	–	–	7	2	1	1	1	–	–	–	–	–	–	–
8542	–	–	1	–	–	–	–	–	1	–	–	–	–	–	–	–	–	–
8550	1	–	1	–	–	–	–	–	–	1	–	1	–	–	–	–	–	–
8591	–	1	1	–	–	–	–	1	–	–	–	1	–	–	–	–	–	–
8593	1	5	2	–	–	–	1	4	2	–	1	–	–	–	–	–	–	–
8599	47	47	44	7	5	13	28	37	27	12	5	4	–	–	–	–	–	–
8610	1.673	1.798	1.600	1.083	1.154	1.066	541	598	475	47	45	58	2	1	–	–	–	1
8621	8	20	6	–	2	–	7	16	4	–	2	2	–	–	–	1	–	–
8622	–	–	1	–	–	–	–	–	–	–	–	1	–	–	–	–	–	–
8630	173	136	117	99	64	65	66	68	47	6	4	5	1	–	–	1	–	–
8640	110	125	116	57	76	64	49	46	50	4	3	2	–	–	–	–	–	–
8650	1	4	2	–	1	–	–	1	2	1	2	–	–	–	–	–	–	–
8660	19	85	54	14	58	25	4	23	27	1	4	2	–	–	–	–	–	–
8690	19	23	13	7	11	8	11	12	4	1	–	1	–	–	–	–	–	–
8711	6	6	9	–	–	–	6	5	6	–	1	3	–	–	–	–	–	–
8712	19	17	16	2	3	4	16	11	11	1	3	1	–	–	–	–	–	–
8720	12	5	12	2	1	5	9	4	6	–	–	1	–	–	–	1	–	–
8730	1	1	5	–	–	–	1	–	4	–	1	1	–	–	–	–	–	–
8800	42	51	48	13	23	20	24	25	26	5	2	2	–	–	–	–	1	–
9001	1	3	3	–	–	1	–	3	2	1	–	–	–	–	–	–	–	–
9003	–	1	–	–	–	–	–	1	–	–	–	–	–	–	–	–	–	–
9103	3	1	1	–	–	–	2	1	1	1	–	–	–	–	–	–	–	–
9312	8	11	22	1	–	–	4	8	10	3	3	12	–	–	–	–	–	–
9313	5	3	3	1	–	–	3	3	1	1	–	2	–	–	–	–	–	–
9319	9	8	4	1	2	1	6	6	2	2	–	1	–	–	–	–	–	–
9321	6	2	2	–	1	–	4	–	1	2	1	1	–	–	–	–	–	–
9329	14	17	11	–	2	–	12	15	9	2	–	2	–	–	–	–	–	–
9411	2	3	2	–	1	–	2	2	2	–	–	–	–	–	–	–	–	–
9412	7	10	9	2	2	3	–	1	4	1	7	1	3	–	–	1	–	1
9420	8	9	10	–	2	2	6	5	5	1	2	3	1	–	–	–	–	–
9430	110	33	32	42	10	3	59	21	21	6	2	8	2	–	–	1	–	–
9491	19	19	14	2	2	–	10	17	12	5	–	1	2	–	1	–	–	–
9493	3	–	–	–	–	–	2	–	–	1	–	–	–	–	–	–	–	–
9499	64	86	59	10	20	11	42	62	45	10	4	3	2	–	–	–	–	–
9511	6	5	8	1	–	1	4	4	4	1	1	3	–	–	–	–	–	–
9512	1	5	–	–	–	–	1	4	–	–	1	–	–	–	–	–	–	–
9521	4	7	1	–	–	–	3	5	1	1	1	–	–	–	–	–	1	–
9529	16	9	3	2	–	–	11	9	3	2	–	–	1	–	–	–	–	–
9601	11	4	10	–	–	1	8	3	6	3	1	3	–	–	–	–	–	–
9602	3	3	6	–	–	–	2	1	5	1	2	1	–	–	–	–	–	–
9603	5	4	5	–	–	–	2	4	3	3	–	2	–	–	–	–	–	–
9609	3	2	3	1	–	–	2	2	1	–	–	2	–	–	–	–	–	–
9700	–	–	1	–	–	–	–	–	1	–	–	–	–	–	–	–	–	–
Ignorado	1.341	802	718	6	7	–	59	62	52	1.217	552	485	57	180	180	2	1	1

Fonte: DATAPREV, CAT, SUB.

Nota: Os dados são preliminares, estando sujeitos a correções.

Capítulo 47 - Espírito Santo

47.2 - Quantidade mensal de acidentes do trabalho liquidados, por consequência, no estado do Espírito Santo - 2014/2016

MESES	QUANTIDADE DE ACIDENTES DO TRABALHO LIQUIDADOS																	
	Total			Consequência														
				Assistência Médica			Menos de 15 dias			Mais de 15 dias			Incapacidade Permanente			Óbito		
	2014	2015	2016	2014	2015	2016	2014	2015	2016	2014	2015	2016	2014	2015	2016	2014	2015	2016
TOTAL	**15.252**	**13.654**	**12.040**	**2.902**	**2.932**	**2.540**	**8.004**	**8.155**	**6.894**	**3.962**	**2.289**	**2.358**	**284**	**196**	**190**	**100**	**82**	**58**
Janeiro	1.287	1.169	907	252	256	190	685	646	505	319	241	193	23	21	12	8	5	7
Fevereiro	1.261	1.092	961	263	205	198	645	622	533	314	230	209	32	18	15	7	17	6
Março	1.192	1.284	1.057	227	275	231	581	789	584	355	188	216	21	29	19	8	3	7
Abril	1.179	1.124	1.073	205	237	227	610	675	605	336	193	221	24	12	17	4	7	3
Maio	1.272	1.116	1.030	230	239	180	666	660	607	338	186	219	29	23	20	9	8	4
Junho	1.213	1.203	1.072	217	276	216	621	717	609	340	181	224	15	24	20	20	5	3
Julho	1.342	1.253	1.025	249	261	200	712	759	614	346	208	189	29	17	19	6	8	3
Agosto	1.302	1.152	1.075	226	258	207	699	678	634	343	191	211	27	19	18	7	6	5
Setembro	1.433	1.153	1.059	263	248	241	785	738	582	349	152	215	27	9	15	9	6	6
Outubro	1.386	1.158	1.006	272	254	233	714	723	563	372	170	194	20	5	11	8	6	5
Novembro	1.250	1.040	872	260	226	207	668	622	516	288	173	131	24	12	14	10	7	4
Dezembro	1.135	910	903	238	197	210	618	526	542	262	176	136	13	7	10	4	4	5

Fonte: DATAPREV, CAT, SUB.
Nota: Os dados são preliminares, estando sujeitos a correções.

DISTRIBUIÇÃO DE ACIDENTES DO TRABALHO LIQUIDADOS, POR CONSEQUÊNCIA, NO ESTADO DO ESPÍRITO SANTO - 2016

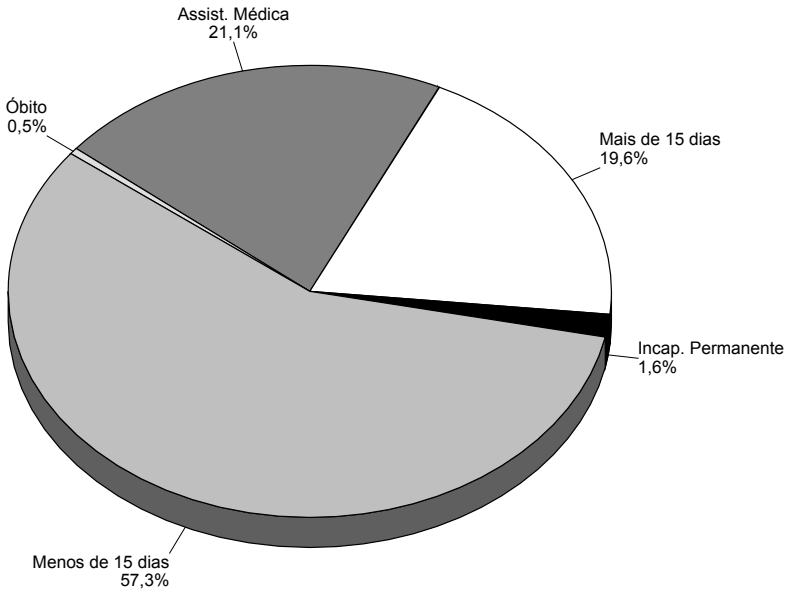

Fonte: DATAPREV, CAT, SUB.

Capítulo 48 - Rio de Janeiro

48.1 - Quantidade de acidentes do trabalho liquidados, por consequência, segundo a Classificação Nacional de Atividades Econômicas (CNAE), no estado do Rio de Janeiro - 2014/2016

(continua)

CNAE	QUANTIDADE DE ACIDENTES DO TRABALHO LIQUIDADOS																	
	Total			Consequência														
				Assistência Médica			Menos de 15 dias			Mais de 15 dias			Incapacidade Permanente			Óbito		
	2014	2015	2016	2014	2015	2016	2014	2015	2016	2014	2015	2016	2014	2015	2016	2014	2015	2016
TOTAL	**53.704**	**48.678**	**43.069**	**10.930**	**9.884**	**8.902**	**26.126**	**27.954**	**23.776**	**15.531**	**9.932**	**9.418**	**941**	**748**	**818**	**176**	**160**	**155**
0111	48	11	1	–	–	–	1	–	–	46	11	1	–	–	–	1	–	–
0112	1	5	1	–	–	–	–	–	–	1	4	1	–	1	–	–	–	–
0113	82	53	29	3	–	–	8	4	4	69	49	25	2	–	–	–	–	–
0114	13	7	3	–	–	–	–	–	–	13	7	3	–	–	–	–	–	–
0119	1	–	1	–	–	–	–	–	1	–	–	–	1	–	–	–	–	–
0121	12	10	8	–	–	–	2	4	4	10	6	4	–	–	–	–	–	–
0122	3	1	1	–	–	–	1	1	–	2	–	1	–	–	–	–	–	–
0131	–	–	2	–	–	–	–	–	1	–	–	1	–	–	–	–	–	–
0132	–	1	1	–	–	–	–	–	1	–	1	–	–	–	–	–	–	–
0133	3	1	–	–	–	–	3	–	–	–	1	–	–	–	–	–	–	–
0134	–	1	–	–	–	–	–	–	–	–	1	–	–	–	–	–	–	–
0139	24	6	3	–	–	–	–	1	3	24	5	–	–	–	–	–	–	–
0141	10	19	19	–	–	–	6	16	13	4	3	5	–	–	–	–	–	1
0142	2	3	1	–	–	–	1	2	–	1	1	1	–	–	–	–	–	–
0151	20	21	13	1	–	–	14	17	5	5	4	8	–	–	–	–	–	–
0152	3	1	5	–	–	–	1	1	4	2	–	1	–	–	–	–	–	–
0154	–	–	1	–	–	–	–	–	1	–	–	–	–	–	–	–	–	–
0155	19	12	4	–	1	–	5	4	2	13	7	2	–	–	–	1	–	–
0161	6	4	6	–	–	–	4	2	4	2	2	1	–	–	–	–	–	1
0162	6	2	6	–	–	–	2	2	5	4	–	–	–	–	1	–	–	–
0210	2	8	3	–	1	1	–	5	–	2	2	2	–	–	–	–	–	–
0230	3	2	2	2	–	–	1	1	2	–	1	–	–	–	–	–	–	–
0311	5	1	3	–	–	–	3	1	–	2	–	3	–	–	–	–	–	–
0321	–	–	1	–	–	–	–	–	–	–	–	–	–	–	1	–	–	–
0322	1	1	1	–	–	–	1	1	1	–	–	–	–	–	–	–	–	–
0600	555	481	353	446	364	272	89	106	68	19	10	13	1	–	–	–	1	–
0710	65	47	52	33	27	37	29	17	12	3	3	3	–	–	–	–	–	–
0721	–	1	–	–	–	–	–	–	–	–	–	–	–	1	–	–	–	–
0724	2	–	–	–	–	–	–	–	–	2	–	–	–	–	–	–	–	–
0725	–	–	1	–	–	1	–	–	–	–	–	–	–	–	–	–	–	–
0729	40	48	54	39	41	52	1	7	2	–	–	–	–	–	–	–	–	–
0810	97	96	77	7	3	5	51	58	49	36	34	23	1	–	–	2	1	–
0892	8	4	4	–	–	–	3	–	4	5	4	–	–	–	–	–	–	–
0899	1	2	–	–	–	–	1	2	–	–	–	–	–	–	–	–	–	–
0910	780	640	420	629	471	326	108	132	63	42	36	30	–	–	1	1	1	–
0990	1	1	1	–	–	–	–	1	1	1	–	–	–	–	–	–	–	–
1011	28	22	17	–	1	3	12	15	8	14	6	6	2	–	–	–	–	–
1012	74	56	33	14	11	1	23	26	26	36	19	6	1	–	–	–	–	–
1013	84	79	68	4	5	2	51	42	35	29	32	31	–	–	–	–	–	–
1020	78	110	20	17	36	–	43	59	14	16	15	5	2	–	–	–	–	1
1031	3	2	4	–	–	1	1	–	2	2	2	1	–	–	–	–	–	–
1032	3	1	1	–	–	–	1	1	1	1	–	–	–	–	–	1	–	–
1033	3	6	2	–	–	–	3	6	1	–	–	1	–	–	–	–	–	–
1041	–	8	2	–	7	–	–	1	1	–	–	–	–	–	–	–	–	1
1042	1	–	–	–	–	–	1	–	–	–	–	–	–	–	–	–	–	–
1051	8	7	4	–	–	–	5	5	3	3	2	1	–	–	–	–	–	–
1052	30	26	33	3	1	1	19	18	24	7	6	8	1	–	–	–	1	–
1053	14	12	9	2	–	1	7	7	5	5	5	2	–	–	1	–	–	–
1061	3	4	7	–	–	1	2	4	6	1	–	–	–	–	–	–	–	–
1062	35	26	14	8	2	–	13	19	9	10	5	5	–	–	–	4	–	–
1064	6	–	–	–	–	–	2	–	–	3	–	–	–	–	–	1	–	–
1066	5	18	13	–	–	–	4	13	5	1	5	7	–	–	–	–	–	1
1069	12	12	17	–	–	2	9	8	9	3	4	6	–	–	–	–	–	–
1071	5	3	4	–	–	–	–	3	–	5	–	4	–	–	–	–	–	–
1072	5	2	–	–	–	–	4	1	–	1	1	–	–	–	–	–	–	–
1081	2	–	4	–	–	–	1	–	3	–	–	1	1	–	–	–	–	–
1091	106	135	143	5	2	10	64	99	93	35	33	39	2	–	–	–	1	1
1092	12	4	8	–	–	–	9	4	4	3	–	4	–	–	–	–	–	–
1093	1	4	2	–	–	–	1	3	–	–	1	2	–	–	–	–	–	–
1094	46	36	35	3	2	4	16	16	16	26	18	15	1	–	–	–	–	–
1095	11	9	9	–	1	1	3	6	7	8	2	1	–	–	–	–	–	–
1096	4	13	9	–	1	–	1	9	6	3	3	3	–	–	–	–	–	–
1099	54	55	97	3	1	3	32	40	77	19	13	16	–	1	–	–	–	1
1111	14	6	3	3	–	–	–	2	1	11	4	2	–	–	–	–	–	–
1112	15	5	6	–	1	–	12	4	6	3	–	–	–	–	–	–	–	–
1113	105	99	63	37	32	19	56	58	33	10	9	10	1	–	–	1	–	1
1121	11	10	9	–	1	–	9	4	5	1	5	4	–	–	–	1	–	–
1122	206	140	136	28	5	20	142	113	91	34	22	25	1	–	–	1	–	–
1220	–	6	10	–	3	–	–	3	10	–	–	–	–	–	–	–	–	–
1311	9	9	13	–	1	2	8	6	9	1	2	2	–	–	–	–	–	–
1312	–	1	–	–	–	–	–	1	–	–	–	–	–	–	–	–	–	–
1314	–	–	2	–	–	–	–	–	–	–	–	2	–	–	–	–	–	–
1323	86	41	8	4	–	1	71	40	6	11	1	1	–	–	–	–	–	–
1330	14	14	13	–	4	–	10	9	11	4	1	2	–	–	–	–	–	–

Capítulo 48 - Rio de Janeiro

48.1 - Quantidade de acidentes do trabalho liquidados, por consequência, segundo a Classificação Nacional de Atividades Econômicas (CNAE), no estado do Rio de Janeiro -2014/2016

(continuação)

CNAE	QUANTIDADE DE ACIDENTES DO TRABALHO LIQUIDADOS																	
	Total			Consequência														
				Assistência Médica			Menos de 15 dias			Mais de 15 dias			Incapacidade Permanente			Óbito		
	2014	2015	2016	2014	2015	2016	2014	2015	2016	2014	2015	2016	2014	2015	2016	2014	2015	2016
1340	14	14	10	2	5	–	8	6	7	4	3	3	–	–	–	–	–	–
1351	2	1	4	–	–	–	2	1	1	–	–	3	–	–	–	–	–	–
1352	3	1	2	–	–	–	2	–	1	1	1	1	–	–	–	–	–	–
1353	7	17	19	–	2	1	7	15	16	–	–	2	–	–	–	–	–	–
1354	4	3	1	–	–	–	2	3	1	2	–	–	–	–	–	–	–	–
1359	29	27	36	4	–	2	18	20	22	7	7	12	–	–	–	–	–	–
1411	312	358	236	3	4	1	292	341	211	15	13	24	2	–	–	–	–	–
1412	94	55	58	7	1	2	55	39	47	31	15	9	1	–	–	–	–	–
1413	8	15	7	1	1	–	3	10	4	4	3	3	–	–	–	–	1	–
1414	7	6	–	1	1	–	3	4	–	3	1	–	–	–	–	–	–	–
1421	2	1	–	–	–	–	2	1	–	–	–	–	–	–	–	–	–	–
1422	6	5	4	–	–	–	4	5	2	2	–	2	–	–	–	–	–	–
1510	–	–	1	–	–	–	–	–	–	–	–	1	–	–	–	–	–	–
1521	12	20	6	1	–	–	6	18	5	5	2	1	–	–	–	–	–	–
1529	–	1	–	–	–	–	–	1	–	–	–	–	–	–	–	–	–	–
1531	5	6	2	–	1	1	4	3	–	1	2	1	–	–	–	–	–	–
1532	1	–	–	–	–	–	–	–	–	1	–	–	–	–	–	–	–	–
1539	1	1	–	–	–	–	–	1	–	–	–	–	1	–	–	–	–	–
1540	–	14	11	–	4	3	–	8	7	–	2	1	–	–	–	–	–	–
1610	3	4	3	–	–	–	2	2	2	1	2	1	–	–	–	–	–	–
1622	17	14	6	–	–	–	6	8	2	8	6	4	3	–	–	–	–	–
1623	4	1	2	–	–	–	1	1	2	3	–	–	–	–	–	–	–	–
1629	4	6	–	–	–	–	2	3	–	2	3	–	–	–	–	–	–	–
1710	–	–	1	–	–	1	–	–	–	–	–	–	–	–	–	–	–	–
1721	37	41	34	12	15	11	12	12	9	13	14	14	–	–	–	–	–	–
1722	–	1	–	–	–	–	–	–	–	–	1	–	–	–	–	–	–	–
1731	9	9	8	–	–	–	2	6	5	6	3	2	1	–	–	–	–	1
1732	1	2	1	–	–	–	–	–	–	1	2	1	–	–	–	–	–	–
1733	28	14	13	–	–	–	14	11	7	11	3	6	2	–	–	1	–	–
1741	41	43	30	3	2	1	22	31	17	16	10	11	–	–	–	–	–	1
1742	11	2	5	–	–	–	9	2	2	2	–	3	–	–	–	–	–	–
1749	26	8	4	–	1	–	16	6	1	10	1	3	–	–	–	–	–	–
1811	17	12	13	1	–	–	3	2	9	13	10	4	–	–	–	–	–	–
1812	218	165	165	162	103	112	41	51	46	15	11	7	–	–	–	–	–	–
1813	13	14	13	–	2	–	8	10	10	5	2	2	–	–	1	–	–	–
1821	6	7	2	1	–	–	1	4	2	2	3	–	2	–	–	–	–	–
1822	6	1	6	1	–	–	3	–	6	2	1	–	–	–	–	–	–	–
1830	–	–	1	–	–	–	–	–	1	–	–	–	–	–	–	–	–	–
1910	1	–	–	–	–	–	–	–	–	1	–	–	–	–	–	–	–	–
1921	573	542	468	360	337	269	180	183	173	29	22	24	3	–	–	1	–	2
1922	45	38	24	17	17	6	20	18	17	8	2	1	–	–	–	–	1	–
1931	17	6	5	–	–	–	11	3	5	6	3	–	–	–	–	–	–	–
1932	2	3	3	1	–	–	–	1	3	1	2	–	–	–	–	–	–	–
2011	1	–	–	1	–	–	–	–	–	–	–	–	–	–	–	–	–	–
2013	–	–	2	–	–	–	–	–	1	–	–	–	–	–	–	–	–	1
2014	6	5	7	–	–	2	3	4	5	3	1	–	–	–	–	–	–	–
2019	38	30	20	12	4	10	18	24	7	7	2	3	1	–	–	–	–	–
2021	17	9	11	9	4	7	5	3	4	3	2	–	–	–	–	–	–	–
2022	1	–	–	1	–	–	–	–	–	–	–	–	–	–	–	–	–	–
2029	8	11	5	2	4	1	2	5	3	4	2	1	–	–	–	–	–	–
2031	9	5	5	2	3	1	5	1	3	1	1	1	1	–	–	–	–	–
2033	3	20	3	–	11	1	3	9	2	–	–	–	–	–	–	–	–	–
2040	5	5	2	1	1	–	–	–	1	4	4	1	–	–	–	–	–	–
2051	6	6	2	1	3	1	5	3	1	–	–	–	–	–	–	–	–	–
2052	22	33	32	14	19	12	5	11	19	3	2	1	–	–	–	–	1	–
2061	5	7	4	–	2	2	4	2	2	–	3	–	1	–	–	–	–	–
2062	24	30	28	–	–	1	20	25	25	3	5	2	–	–	–	1	–	–
2063	146	138	82	13	13	12	109	116	58	22	9	12	2	–	–	–	–	–
2071	36	15	13	11	4	3	20	9	7	3	2	3	2	–	–	–	–	–
2073	4	1	1	–	–	–	1	1	1	3	–	–	–	–	–	–	–	–
2091	6	1	–	–	–	–	–	–	–	6	1	–	–	–	–	–	–	–
2092	34	25	20	12	5	–	17	18	15	4	2	3	1	–	–	–	–	2
2093	29	17	17	10	3	6	19	11	11	–	3	–	–	–	–	–	–	–
2094	3	3	4	3	2	–	–	–	3	–	1	1	–	–	–	–	–	–
2099	43	49	47	2	4	1	28	36	37	12	9	9	1	–	–	–	–	–
2110	7	10	7	1	1	–	3	7	6	3	2	1	–	–	–	–	–	–
2121	140	141	171	38	49	77	81	84	81	19	8	12	2	–	–	–	–	1
2122	15	4	2	–	1	–	14	3	2	1	–	–	–	–	–	–	–	–
2123	3	3	3	–	–	–	3	3	2	–	–	1	–	–	–	–	–	–
2211	213	113	72	177	76	35	21	33	26	13	4	10	2	–	–	–	–	1
2212	14	15	6	–	–	2	12	10	4	2	5	–	–	–	–	–	–	–
2219	108	75	65	6	7	9	36	34	38	64	34	18	2	–	–	–	–	–
2221	98	110	58	44	83	33	45	23	18	6	4	7	3	–	–	–	–	–
2222	156	128	98	29	8	11	79	85	56	42	35	30	6	–	–	–	–	1
2223	6	1	–	–	–	–	1	–	–	4	1	–	–	–	–	1	–	–
2229	269	185	134	104	57	36	119	104	77	42	22	20	4	1	–	–	1	1
2311	29	24	22	7	5	6	14	15	12	8	4	4	–	–	–	–	–	–

Capítulo 48 - Rio de Janeiro

48.1 - Quantidade de acidentes do trabalho liquidados, por consequência, segundo a Classificação Nacional de Atividades Econômicas (CNAE), no estado do Rio de Janeiro - 2014/2016

(continuação)

CNAE	QUANTIDADE DE ACIDENTES DO TRABALHO LIQUIDADOS																	
	Total			Consequência														
				Assistência Médica			Menos de 15 dias			Mais de 15 dias			Incapacidade Permanente			Óbito		
	2014	2015	2016	2014	2015	2016	2014	2015	2016	2014	2015	2016	2014	2015	2016	2014	2015	2016
2312	115	48	39	67	21	14	44	19	24	4	8	1	–	–	–	–	–	–
2319	8	14	9	–	1	–	3	12	5	5	1	4	–	–	–	–	–	–
2320	45	25	6	24	16	3	9	6	1	9	3	2	3	–	–	–	–	–
2330	115	128	92	8	15	22	61	79	40	41	34	30	4	–	–	1	–	–
2341	8	7	8	–	5	2	8	1	5	–	1	1	–	–	–	–	–	–
2342	43	36	33	1	–	–	13	17	9	20	18	22	9	–	1	–	1	1
2349	7	4	12	–	–	–	3	4	8	1	–	4	2	–	–	1	–	–
2391	15	26	20	1	2	–	5	10	7	6	12	13	3	1	–	–	1	–
2392	–	1	1	–	–	–	–	1	1	–	–	–	–	–	–	–	–	–
2399	59	40	27	3	2	1	42	31	16	10	7	9	2	–	–	2	–	1
2421	68	39	42	36	18	25	17	15	5	13	6	12	1	–	–	1	–	–
2422	178	233	218	90	138	115	65	77	79	18	17	21	4	–	–	1	1	3
2423	187	124	66	109	68	33	55	43	25	22	13	7	1	–	–	–	–	1
2424	7	–	–	–	–	–	4	–	–	3	–	–	–	–	–	–	–	–
2431	48	55	14	18	33	4	20	20	5	9	2	5	1	–	–	–	–	–
2439	33	17	9	22	11	5	4	5	3	5	1	1	2	–	–	–	–	–
2441	7	5	7	1	–	–	6	5	5	–	–	2	–	–	–	–	–	–
2442	–	–	1	–	–	–	–	–	–	–	–	1	–	–	–	–	–	–
2443	7	5	4	–	–	–	4	5	2	3	–	2	–	–	–	–	–	–
2449	18	16	13	1	–	1	11	14	11	6	2	1	–	–	–	–	–	–
2451	25	10	6	1	1	–	13	6	1	9	3	5	2	–	–	–	–	–
2452	24	16	5	1	1	–	11	5	1	9	10	4	3	–	–	–	–	–
2511	182	93	44	12	19	9	98	58	22	66	15	13	3	–	–	3	1	–
2512	41	37	23	3	1	1	17	23	10	18	13	12	3	–	–	–	–	–
2513	80	57	44	10	1	6	53	48	26	17	8	12	–	–	–	–	–	–
2521	5	3	4	–	1	1	3	2	3	2	–	–	–	–	–	–	–	–
2522	15	3	5	–	–	1	3	1	2	11	2	2	1	–	–	–	–	–
2531	3	–	2	–	–	–	2	–	1	–	–	–	1	–	–	–	–	1
2532	17	29	8	–	2	–	8	17	3	8	10	5	–	–	–	1	–	–
2539	64	56	22	7	10	5	36	38	11	19	8	6	2	–	–	–	–	–
2541	1	–	–	–	–	–	1	–	–	–	–	–	–	–	–	–	–	–
2542	59	61	53	–	1	1	38	47	41	20	12	11	1	–	–	–	1	–
2543	3	2	3	–	–	–	1	1	3	2	1	–	–	–	–	–	–	–
2591	89	80	88	9	7	16	52	50	64	26	23	8	2	–	–	–	–	–
2592	23	15	7	–	–	–	14	11	4	9	4	3	–	–	–	–	–	–
2593	4	4	1	–	–	–	3	1	1	1	3	–	–	–	–	–	–	–
2599	115	107	80	16	24	25	63	58	40	32	25	14	4	–	–	–	–	1
2610	4	6	8	–	–	–	4	5	7	–	1	1	–	–	–	–	–	–
2621	4	–	–	1	–	–	–	–	–	2	–	–	1	–	–	–	–	–
2622	1	1	–	–	–	–	1	1	–	–	–	–	–	–	–	–	–	–
2631	5	11	10	–	1	–	4	9	8	1	1	2	–	–	–	–	–	–
2632	–	1	–	–	–	–	–	1	–	–	–	–	–	–	–	–	–	–
2651	11	5	2	1	1	1	8	4	–	2	–	1	–	–	–	–	–	–
2660	–	1	–	–	–	–	–	1	–	–	–	–	–	–	–	–	–	–
2670	2	–	1	–	–	–	1	–	1	1	–	–	–	–	–	–	–	–
2710	2	5	1	1	3	1	1	2	–	–	–	–	–	–	–	–	–	–
2721	–	3	–	–	–	–	–	–	–	–	3	–	–	–	–	–	–	–
2722	–	3	4	–	–	–	–	–	–	–	3	4	–	–	–	–	–	–
2731	7	8	3	–	2	1	2	6	2	5	–	–	–	–	–	–	–	–
2732	2	1	–	–	–	–	1	1	–	1	–	–	–	–	–	–	–	–
2733	30	24	16	25	13	10	2	8	4	3	3	2	–	–	–	–	–	–
2740	4	8	5	–	1	–	–	7	3	4	–	2	–	–	–	–	–	–
2751	4	–	1	–	–	–	–	–	1	3	–	–	1	–	–	–	–	–
2759	8	6	8	–	–	–	7	6	7	1	–	1	–	–	–	–	–	–
2790	6	18	6	–	1	–	5	15	2	1	2	4	–	–	–	–	–	–
2811	5	2	3	–	–	–	–	1	–	3	1	3	2	–	–	–	–	–
2812	26	14	17	2	–	–	23	12	12	1	2	5	–	–	–	–	–	–
2813	26	29	9	4	7	1	17	18	5	2	4	3	3	–	–	–	–	–
2814	1	–	1	–	–	–	–	–	–	1	–	1	–	–	–	–	–	–
2815	4	–	–	–	–	–	1	–	–	3	–	–	–	–	–	–	–	–
2821	7	4	2	–	–	–	6	2	2	1	2	–	–	–	–	–	–	–
2822	36	30	19	10	8	1	13	20	11	13	2	7	–	–	–	–	–	–
2823	7	6	6	1	–	–	3	4	5	2	2	1	1	–	–	–	–	–
2825	–	1	–	–	–	–	–	1	–	–	–	–	–	–	–	–	–	–
2829	35	35	18	4	6	3	16	25	7	13	4	8	2	–	–	–	–	–
2831	2	–	–	–	–	–	–	–	–	2	–	–	–	–	–	–	–	–
2832	1	–	–	–	–	–	1	–	–	–	–	–	–	–	–	–	–	–
2833	3	–	–	–	–	–	–	–	–	2	–	–	1	–	–	–	–	–
2840	6	–	2	–	–	–	4	–	1	1	–	1	1	–	–	–	–	–
2851	72	61	64	46	29	32	16	27	30	9	5	2	1	–	–	–	–	–
2852	2	1	2	–	–	–	1	–	2	1	1	–	–	–	–	–	–	–
2854	35	21	22	13	6	11	19	14	10	3	1	1	–	–	–	–	–	–
2861	4	–	–	–	–	–	3	–	–	–	–	–	1	–	–	–	–	–
2862	4	6	3	1	–	–	–	2	2	3	4	1	–	–	–	–	–	–
2866	1	–	–	–	–	–	1	–	–	–	–	–	–	–	–	–	–	–
2869	29	15	18	8	2	–	18	11	14	3	2	4	–	–	–	–	–	–
2910	97	71	59	33	26	36	46	33	17	17	10	6	1	–	–	–	2	–

Capítulo 48 - Rio de Janeiro

48.1 - Quantidade de acidentes do trabalho liquidados, por consequência, segundo a Classificação Nacional de Atividades Econômicas (CNAE), no estado do Rio de Janeiro - 2014/2016

(continuação)

CNAE	QUANTIDADE DE ACIDENTES DO TRABALHO LIQUIDADOS																	
	Total			Consequência														
				Assistência Médica			Menos de 15 dias			Mais de 15 dias			Incapacidade Permanente			Óbito		
	2014	2015	2016	2014	2015	2016	2014	2015	2016	2014	2015	2016	2014	2015	2016	2014	2015	2016
2920	40	21	12	18	8	3	20	11	7	1	2	2	1	–	–	–	–	–
2930	119	83	53	10	2	4	74	67	31	30	14	17	5	–	–	–	–	1
2941	5	2	1	–	–	–	5	2	–	–	–	1	–	–	–	–	–	–
2943	7	8	–	1	–	–	5	8	–	1	–	–	–	–	–	–	–	–
2944	18	10	6	–	–	–	8	8	3	8	2	3	2	–	–	–	–	–
2945	6	2	3	3	1	2	2	1	–	1	–	1	–	–	–	–	–	–
2949	88	46	36	34	17	5	43	25	23	8	4	8	3	–	–	–	–	–
2950	4	2	2	–	–	–	1	2	2	3	–	–	–	–	–	–	–	–
3011	950	626	224	461	299	106	270	243	77	178	83	40	39	–	–	2	1	1
3012	4	4	1	1	–	–	1	3	1	2	1	–	–	–	–	–	–	–
3031	16	9	8	4	–	2	10	4	4	1	5	2	1	–	–	–	–	–
3032	2	4	1	–	–	–	1	1	1	1	3	–	–	–	–	–	–	–
3092	3	5	1	–	1	–	1	3	–	2	1	1	–	–	–	–	–	–
3099	4	2	–	1	–	–	1	1	–	2	1	–	–	–	–	–	–	–
3101	45	45	40	–	2	1	24	24	27	20	19	12	1	–	–	–	–	–
3102	14	6	8	–	–	–	4	2	7	9	4	1	1	–	–	–	–	–
3103	12	2	7	–	–	1	6	1	3	6	1	3	–	–	–	–	–	–
3104	18	7	5	–	–	–	8	3	1	9	4	4	1	–	–	–	–	–
3211	2	1	2	–	–	–	–	–	2	2	1	–	–	–	–	–	–	–
3212	2	5	1	–	–	–	–	4	1	2	1	–	–	–	–	–	–	–
3220	2	2	3	–	–	–	2	1	1	–	1	1	–	–	1	–	–	–
3230	14	1	2	–	–	–	–	1	2	14	–	–	–	–	–	–	–	–
3240	–	1	–	–	–	–	–	1	–	–	–	–	–	–	–	–	–	–
3250	93	92	45	9	6	2	69	76	33	13	9	10	1	1	–	1	–	–
3291	25	11	5	2	1	–	1	4	3	22	6	2	–	–	–	–	–	–
3292	3	3	4	–	–	–	2	3	4	1	–	–	–	–	–	–	–	–
3299	34	32	23	3	1	3	18	27	17	13	3	3	–	1	–	–	–	–
3311	26	10	25	1	–	1	17	7	18	7	3	6	1	–	–	–	–	–
3312	7	11	4	4	2	1	2	7	3	1	2	–	–	–	–	–	–	–
3313	13	16	18	1	–	3	10	15	11	2	1	4	–	–	–	–	–	–
3314	220	185	123	105	72	53	80	90	50	28	21	20	7	–	–	–	2	–
3315	4	–	1	–	–	–	3	–	1	1	–	–	–	–	–	–	–	–
3316	113	96	93	22	24	19	84	67	72	6	5	2	1	–	–	–	–	–
3317	161	81	50	56	12	8	74	55	32	28	14	10	2	–	–	1	–	–
3319	5	11	18	–	1	5	4	8	9	–	2	4	1	–	–	–	–	–
3321	45	44	24	17	9	7	15	26	13	13	7	4	–	–	–	–	2	–
3329	7	5	3	–	–	–	2	2	2	3	2	1	2	–	–	–	1	–
3511	115	88	41	28	23	10	34	27	25	45	37	6	7	–	–	1	1	–
3512	10	16	22	4	5	5	4	5	16	2	6	1	–	–	–	–	–	–
3513	26	14	21	7	5	4	16	9	16	3	–	1	–	–	–	–	–	–
3514	111	130	118	18	25	34	84	96	76	7	9	8	1	–	–	1	–	–
3520	8	8	11	2	4	2	4	4	7	2	–	2	–	–	–	–	–	–
3600	246	271	334	60	103	176	152	145	125	28	21	30	4	–	–	2	2	3
3701	21	18	23	9	2	5	10	14	15	2	2	2	–	–	–	–	–	1
3702	7	13	15	2	5	5	4	7	7	1	1	3	–	–	–	–	–	–
3811	349	385	411	7	20	22	269	310	339	61	54	50	7	–	–	5	1	–
3812	21	11	8	5	4	2	11	5	6	5	2	–	–	–	–	–	–	–
3821	1.002	500	312	66	35	30	781	397	236	139	67	44	15	–	–	1	1	2
3822	36	29	40	15	21	29	17	6	10	3	2	1	–	–	–	1	–	–
3831	10	22	14	2	5	1	6	12	8	1	5	5	1	–	–	–	–	–
3832	2	13	18	–	1	2	1	9	15	1	3	1	–	–	–	–	–	–
3839	11	8	8	1	1	–	7	5	5	3	2	3	–	–	–	–	–	–
3900	–	13	12	–	8	7	–	4	4	–	1	1	–	–	–	–	–	–
4110	489	501	317	32	35	19	349	399	246	102	63	51	2	2	–	4	2	1
4120	1.038	878	722	116	106	77	611	597	479	274	165	161	29	1	2	8	9	3
4211	295	232	144	57	33	13	167	167	100	60	31	31	7	–	–	4	1	–
4212	426	518	310	134	159	111	177	286	145	106	68	53	6	–	–	3	5	1
4213	48	63	65	1	6	3	31	47	42	14	10	19	1	–	–	1	–	1
4221	1.046	786	543	116	142	72	430	431	331	491	209	138	8	–	–	1	4	2
4222	67	57	43	4	5	6	45	40	27	18	12	9	–	–	–	–	–	1
4223	7	9	4	4	3	3	1	2	–	2	2	1	–	–	–	–	2	–
4291	49	22	6	24	5	3	18	14	2	4	2	1	2	–	–	1	1	–
4292	647	369	145	478	243	66	100	84	42	61	42	34	6	–	–	2	–	3
4299	580	495	311	162	118	71	300	292	168	104	82	71	13	–	–	1	3	1
4311	17	14	10	3	–	–	9	8	6	5	6	4	–	–	–	–	–	–
4312	4	8	3	–	2	–	3	5	3	1	1	–	–	–	–	–	–	–
4313	113	109	63	7	7	8	65	82	47	38	20	7	1	–	–	2	–	1
4319	2	3	1	–	–	–	2	2	1	–	1	–	–	–	–	–	–	–
4321	156	171	162	9	9	12	105	121	118	42	38	29	–	–	–	–	3	3
4322	121	92	110	7	11	12	72	60	70	39	21	28	3	–	–	–	–	–
4329	134	111	120	30	31	43	64	62	41	32	18	35	8	–	–	–	–	1
4330	131	121	109	13	8	12	68	81	70	42	31	24	5	1	–	3	–	3
4391	94	58	28	14	5	3	52	43	19	23	10	6	5	–	–	–	–	–
4399	278	261	237	30	18	22	163	198	160	77	42	53	6	–	–	2	3	2
4511	151	140	112	12	5	7	95	110	80	38	25	25	6	–	–	–	–	–
4512	15	6	1	–	1	–	4	–	1	11	5	–	–	–	–	–	–	–
4520	75	49	61	5	2	2	35	23	37	25	24	22	10	–	–	–	–	–

Capítulo 48 - Rio de Janeiro

48.1 - Quantidade de acidentes do trabalho liquidados, por consequência, segundo a Classificação Nacional de Atividades Econômicas (CNAE), no estado do Rio de Janeiro - 2014/2016

(continuação)

CNAE	QUANTIDADE DE ACIDENTES DO TRABALHO LIQUIDADOS																	
	Total			Consequência														
				Assistência Médica			Menos de 15 dias			Mais de 15 dias			Incapacidade Permanente			Óbito		
	2014	2015	2016	2014	2015	2016	2014	2015	2016	2014	2015	2016	2014	2015	2016	2014	2015	2016
4530	139	87	94	6	4	4	65	54	62	67	29	26	1	–	–	–	–	2
4541	32	22	19	1	3	–	16	11	7	15	8	12	–	–	–	–	–	–
4542	4	–	1	–	–	–	1	–	1	3	–	–	–	–	–	–	–	–
4543	6	2	2	–	–	–	–	–	1	6	2	1	–	–	–	–	–	–
4612	–	1	–	–	1	–	–	–	–	–	–	–	–	–	–	–	–	–
4614	–	–	1	–	–	–	–	–	1	–	–	–	–	–	–	–	–	–
4616	–	–	1	–	–	1	–	–	–	–	–	–	–	–	–	–	–	–
4617	1	2	3	–	–	–	–	1	1	1	1	2	–	–	–	–	–	–
4618	2	2	2	–	–	–	1	2	1	1	–	1	–	–	–	–	–	–
4619	–	2	1	–	–	–	–	1	–	–	1	1	–	–	–	–	–	–
4621	1	2	2	–	–	–	1	2	2	–	–	–	–	–	–	–	–	–
4623	29	26	17	–	–	1	17	20	13	12	6	3	–	–	–	–	–	–
4631	6	6	9	–	2	–	5	4	7	1	–	2	–	–	–	–	–	–
4632	25	20	17	–	–	–	15	16	14	9	4	3	1	–	–	–	–	–
4633	20	28	28	1	1	1	10	20	24	9	6	2	–	–	–	–	1	1
4634	25	23	26	–	1	2	15	15	22	9	7	2	1	–	–	–	–	–
4635	183	184	181	25	20	19	116	127	111	39	36	50	3	1	–	–	–	1
4636	10	14	24	1	1	1	7	6	13	2	6	10	–	–	–	–	1	–
4637	74	69	58	1	1	1	54	50	42	17	18	14	2	–	–	–	–	1
4639	107	121	131	9	8	10	60	89	98	34	23	21	2	1	1	2	–	1
4641	3	7	5	–	1	–	1	4	5	2	2	–	–	–	–	–	–	–
4642	9	14	13	1	1	–	5	9	9	3	4	4	–	–	–	–	–	–
4643	3	–	–	–	–	–	2	–	–	1	–	–	–	–	–	–	–	–
4644	22	34	52	3	6	1	14	24	41	5	4	10	–	–	–	–	–	–
4645	28	24	24	2	3	5	15	21	16	10	–	3	1	–	–	–	–	–
4646	54	49	40	11	3	–	31	42	33	11	3	7	1	–	–	–	1	–
4647	10	19	14	–	1	–	8	15	5	2	3	9	–	–	–	–	–	–
4649	56	47	41	1	1	3	42	33	25	13	13	13	–	–	–	–	–	–
4651	25	19	24	12	7	7	11	8	15	2	4	2	–	–	–	–	–	–
4652	5	4	10	1	–	2	4	3	6	–	1	2	–	–	–	–	–	–
4661	1	–	–	–	–	–	1	–	–	–	–	–	–	–	–	–	–	–
4662	13	13	6	1	–	–	10	12	5	2	1	1	–	–	–	–	–	–
4663	18	46	11	2	12	3	10	31	7	6	3	1	–	–	–	–	–	–
4664	3	2	3	–	–	1	3	2	1	–	–	1	–	–	–	–	–	–
4665	–	1	2	–	–	–	–	–	2	–	1	–	–	–	–	–	–	–
4669	35	30	18	6	4	1	23	23	15	6	3	2	–	–	–	–	–	–
4671	17	7	7	1	–	–	8	7	3	7	–	4	1	–	–	–	–	–
4672	7	9	11	–	3	2	4	5	6	3	1	3	–	–	–	–	–	–
4673	8	8	15	–	1	–	7	4	10	1	3	5	–	–	–	–	–	–
4674	8	9	6	3	–	–	5	8	5	–	1	1	–	–	–	–	–	–
4679	49	60	38	3	7	6	31	42	23	14	10	9	1	–	–	–	1	–
4681	58	30	36	24	17	14	31	13	21	3	–	1	–	–	–	–	–	–
4682	113	144	87	12	14	14	64	114	60	30	15	13	7	–	–	–	1	–
4683	–	–	1	–	–	–	–	–	1	–	–	–	–	–	–	–	–	–
4684	25	28	22	4	12	11	16	14	11	4	2	–	1	–	–	–	–	–
4685	9	4	19	1	1	5	5	2	9	3	1	4	–	–	–	–	–	1
4686	14	13	9	1	–	–	6	7	4	7	6	5	–	–	–	–	–	–
4687	48	54	28	2	2	–	29	34	18	15	18	9	2	–	–	–	–	1
4689	24	23	19	1	2	3	15	18	11	7	3	5	1	–	–	–	–	–
4691	20	40	49	1	2	2	14	35	39	5	2	8	–	–	–	–	1	–
4692	–	1	–	–	–	–	–	1	–	–	–	–	–	–	–	–	–	–
4693	55	63	52	1	3	5	39	47	33	14	13	14	1	–	–	–	–	–
4711	1.573	1.594	1.851	26	33	43	1.138	1.216	1.450	397	341	356	7	2	–	5	2	2
4712	213	232	195	2	6	5	126	165	123	76	60	65	8	–	1	1	1	1
4713	98	116	91	7	4	7	69	94	68	20	18	14	2	–	–	–	–	2
4721	165	142	112	8	4	1	92	93	74	64	45	36	1	–	–	–	–	1
4722	21	24	16	1	1	–	11	11	6	8	12	10	1	–	–	–	–	–
4723	23	25	23	–	1	2	8	14	14	11	9	6	3	–	1	1	1	–
4724	156	156	135	1	8	8	124	130	109	28	18	18	3	–	–	–	–	–
4729	68	72	70	5	6	1	30	46	52	30	19	16	3	–	–	–	1	1
4731	108	119	122	3	5	7	62	81	87	40	33	26	2	–	–	1	–	2
4732	1	–	–	1	–	–	–	–	–	–	–	–	–	–	–	–	–	–
4741	11	5	9	1	–	3	2	4	4	8	1	2	–	–	–	–	–	–
4742	24	10	10	1	–	1	14	9	4	9	1	5	–	–	–	–	–	–
4743	38	21	17	2	1	3	14	13	6	22	7	8	–	–	–	–	–	–
4744	361	308	332	14	7	13	180	216	212	146	81	100	17	1	3	4	3	4
4751	27	35	29	–	2	1	17	20	21	9	12	7	1	–	–	–	1	–
4752	24	24	25	1	2	1	14	15	13	9	7	11	–	–	–	–	–	–
4753	399	211	188	6	4	2	240	139	137	148	65	48	4	–	–	1	3	1
4754	80	72	63	–	4	–	53	49	45	23	19	18	3	–	–	1	–	–
4755	53	36	29	2	3	–	33	30	20	17	3	9	1	–	–	–	–	–
4756	3	1	–	–	–	–	1	–	–	1	1	–	–	–	–	1	–	–
4757	13	10	12	–	–	–	4	7	8	8	3	4	1	–	–	–	–	–
4759	18	28	13	–	–	–	10	17	7	7	11	6	–	–	–	1	–	–
4761	18	35	29	–	2	2	9	27	21	7	6	6	2	–	–	–	–	–
4763	29	21	24	1	1	1	18	18	15	9	2	8	1	–	–	–	–	–
4771	317	244	243	15	16	13	219	166	167	81	60	62	2	–	–	–	2	1

Capítulo 48 - Rio de Janeiro

48.1 - Quantidade de acidentes do trabalho liquidados, por consequência, segundo a Classificação Nacional de Atividades Econômicas (CNAE), no estado do Rio de Janeiro - 2014/2016

(continuação)

CNAE	QUANTIDADE DE ACIDENTES DO TRABALHO LIQUIDADOS																	
	Total			Consequência														
				Assistência Médica			Menos de 15 dias			Mais de 15 dias			Incapacidade Permanente			Óbito		
	2014	2015	2016	2014	2015	2016	2014	2015	2016	2014	2015	2016	2014	2015	2016	2014	2015	2016
4772	18	17	25	1	3	6	8	10	12	9	4	7	–	–	–	–	–	–
4773	8	3	11	1	–	1	6	1	8	1	2	2	–	–	–	–	–	–
4774	11	7	8	–	1	–	6	6	5	5	–	3	–	–	–	–	–	–
4781	189	207	189	11	10	10	118	158	137	56	38	42	4	–	–	–	1	–
4782	50	58	67	4	2	1	30	39	48	15	17	18	1	–	–	–	–	–
4783	11	12	10	–	–	2	6	6	6	5	6	2	–	–	–	–	–	–
4784	36	37	31	3	1	4	12	23	12	15	13	15	6	–	–	–	–	–
4785	3	3	2	–	–	–	1	2	2	2	1	–	–	–	–	–	–	–
4789	169	134	129	1	5	7	92	90	92	73	39	28	2	–	1	1	–	1
4911	27	11	13	22	6	5	3	4	8	1	1	–	1	–	–	–	–	–
4912	139	148	154	14	18	18	106	108	116	16	21	18	1	–	–	2	1	2
4921	720	586	551	46	12	13	332	367	321	285	193	207	55	8	4	2	6	6
4922	144	121	88	2	1	1	74	89	43	52	27	43	15	1	–	1	3	1
4923	16	27	12	–	7	1	5	14	8	11	6	2	–	–	–	–	–	1
4924	1	1	2	–	–	1	1	1	–	–	–	1	–	–	–	–	–	–
4929	53	47	49	6	11	2	27	20	29	18	16	18	–	–	–	2	–	–
4930	1.054	968	810	127	104	83	544	606	492	337	240	221	30	1	3	16	17	11
4940	142	117	91	98	73	58	25	31	28	19	13	5	–	–	–	–	–	–
4950	–	–	1	–	–	–	–	–	1	–	–	–	–	–	–	–	–	–
5011	62	54	47	13	14	6	34	38	30	10	2	11	5	–	–	–	–	–
5012	18	11	16	2	1	3	13	8	12	1	2	1	2	–	–	–	–	–
5021	11	16	4	2	5	–	7	8	4	1	3	–	1	–	–	–	–	–
5022	2	–	–	–	–	–	1	–	–	1	–	–	–	–	–	–	–	–
5030	401	351	256	249	227	148	117	105	82	32	19	24	2	–	–	1	–	2
5091	37	29	8	1	1	2	30	26	6	6	2	–	–	–	–	–	–	–
5111	113	91	62	4	4	6	78	66	42	30	21	14	1	–	–	–	–	–
5112	37	25	20	7	4	5	21	14	13	9	7	1	–	–	–	–	–	1
5120	5	–	5	–	–	2	1	–	2	4	–	1	–	–	–	–	–	–
5211	107	87	58	13	20	9	67	52	40	26	14	9	1	–	–	–	1	–
5212	170	143	92	30	22	26	62	69	43	70	52	21	7	–	1	1	–	1
5221	70	73	68	7	8	10	48	48	51	13	15	7	2	–	–	–	2	–
5222	13	17	11	–	–	1	10	10	7	3	7	3	–	–	–	–	–	–
5223	35	43	44	4	3	3	23	32	31	8	7	8	–	–	–	–	1	2
5229	72	87	94	17	20	9	35	47	66	16	20	18	3	–	1	1	–	–
5231	95	127	93	32	29	23	51	87	50	11	11	20	1	–	–	–	–	–
5232	61	29	16	22	13	8	24	12	4	14	4	4	1	–	–	–	–	–
5239	31	23	21	2	5	2	21	15	17	8	3	2	–	–	–	–	–	–
5240	107	124	98	10	22	20	78	86	64	18	16	14	1	–	–	–	–	–
5250	96	55	52	30	16	7	50	34	43	15	5	2	–	–	–	1	–	–
5310	2.724	3.328	2.786	404	312	536	2.074	2.859	2.096	241	157	154	5	–	–	–	–	–
5320	90	60	68	3	3	–	36	36	40	47	21	28	3	–	–	1	–	–
5510	322	376	398	26	40	44	205	268	277	89	66	76	2	–	1	–	2	–
5590	6	13	16	–	1	–	3	7	12	2	5	4	1	–	–	–	–	–
5611	752	708	774	33	22	29	470	528	566	231	156	173	16	–	–	2	2	6
5612	6	4	2	–	–	–	4	–	2	2	4	–	–	–	–	–	–	–
5620	688	586	508	239	149	125	360	350	295	79	86	88	9	–	–	1	1	–
5811	6	7	7	–	–	–	4	6	5	2	1	2	–	–	–	–	–	–
5812	6	5	7	–	1	2	4	3	4	2	1	1	–	–	–	–	–	–
5813	–	2	1	–	–	–	–	1	–	–	1	1	–	–	–	–	–	–
5819	–	1	2	–	–	–	–	–	1	–	1	1	–	–	–	–	–	–
5821	13	8	18	2	–	–	9	5	16	2	3	2	–	–	–	–	–	–
5822	7	14	8	–	1	–	4	10	7	3	3	1	–	–	–	–	–	–
5823	–	2	1	–	–	–	–	1	–	–	1	1	–	–	–	–	–	–
5829	12	9	8	–	1	–	8	3	6	3	5	2	1	–	–	–	–	–
5911	4	7	7	–	–	–	3	6	2	1	1	5	–	–	–	–	–	–
5912	–	–	1	–	–	–	–	–	1	–	–	–	–	–	–	–	–	–
5914	21	27	31	1	4	1	16	22	28	4	1	2	–	–	–	–	–	–
5920	2	3	2	–	–	1	–	1	1	2	2	–	–	–	–	–	–	–
6010	4	4	5	–	–	–	2	4	5	2	–	–	–	–	–	–	–	–
6021	190	254	199	14	78	47	122	145	111	48	31	40	3	–	–	3	–	1
6022	7	12	13	1	–	2	2	7	10	4	4	–	–	–	–	–	1	1
6110	63	64	57	1	2	2	47	51	45	14	11	10	1	–	–	–	–	–
6120	57	106	94	1	2	4	41	70	63	15	34	27	–	–	–	–	–	–
6130	–	1	1	–	1	–	–	–	1	–	–	–	–	–	–	–	–	–
6141	7	7	8	–	1	1	5	4	5	2	2	2	–	–	–	–	–	–
6143	2	3	–	–	–	–	1	2	–	1	1	–	–	–	–	–	–	–
6190	58	67	73	3	2	3	39	52	59	14	13	11	–	–	–	2	–	–
6201	167	113	73	4	11	6	46	49	42	116	53	24	–	–	–	1	–	1
6202	5	7	2	–	–	–	4	7	2	–	–	–	–	–	–	1	–	–
6203	8	12	6	1	3	1	5	7	2	2	2	3	–	–	–	–	–	–
6204	75	90	74	16	10	13	44	69	50	15	11	11	–	–	–	–	–	–
6209	56	71	24	10	6	1	36	53	16	9	12	7	1	–	–	–	–	–
6311	15	15	39	–	1	–	5	10	28	8	4	11	2	–	–	–	–	–
6319	1	2	5	1	–	–	–	1	5	–	1	–	–	–	–	–	–	–
6391	1	–	–	–	–	–	1	–	–	–	–	–	–	–	–	–	–	–

Capítulo 48 - Rio de Janeiro

48.1 - Quantidade de acidentes do trabalho liquidados, por consequência, segundo a Classificação Nacional de Atividades Econômicas (CNAE), no estado do Rio de Janeiro - 2014/2016

(continuação)

CNAE	QUANTIDADE DE ACIDENTES DO TRABALHO LIQUIDADOS																	
	Total			Consequência														
				Assistência Médica			Menos de 15 dias			Mais de 15 dias			Incapacidade Permanente			Óbito		
	2014	2015	2016	2014	2015	2016	2014	2015	2016	2014	2015	2016	2014	2015	2016	2014	2015	2016
6399	2	1	2	1	–	–	–	1	2	1	–	–	–	–	–	–	–	–
6410	1	–	3	–	–	–	1	–	2	–	–	1	–	–	–	–	–	–
6421	6	7	34	–	–	5	5	6	26	1	–	3	–	–	–	–	1	–
6422	1.095	1.295	1.133	7	13	17	800	874	781	268	408	331	19	–	3	1	–	1
6423	68	62	32	9	15	5	47	37	22	12	9	4	–	–	–	–	1	1
6424	3	7	1	1	1	–	1	6	1	1	–	–	–	–	–	–	–	–
6431	–	2	7	–	–	–	–	2	5	–	–	2	–	–	–	–	–	–
6432	1	–	1	–	–	–	1	–	1	–	–	–	–	–	–	–	–	–
6433	55	33	55	35	20	24	18	11	26	2	2	5	–	–	–	–	–	–
6434	5	3	2	1	1	–	3	1	2	1	1	–	–	–	–	–	–	–
6436	1	1	–	–	–	–	1	1	–	–	–	–	–	–	–	–	–	–
6450	2	4	5	–	–	–	1	4	4	1	–	1	–	–	–	–	–	–
6462	46	40	58	9	7	9	34	29	38	3	4	9	–	–	–	–	–	2
6463	1	8	24	–	–	2	1	7	16	–	1	5	–	–	1	–	–	–
6470	2	5	4	–	–	2	2	5	2	–	–	–	–	–	–	–	–	–
6491	–	–	1	–	–	–	–	–	1	–	–	–	–	–	–	–	–	–
6493	–	5	8	–	1	–	–	2	5	–	2	2	–	–	–	–	–	1
6499	10	17	13	–	2	5	9	14	8	1	1	–	–	–	–	–	–	–
6511	12	21	18	–	1	2	8	18	14	4	2	2	–	–	–	–	–	–
6512	51	25	29	4	2	–	33	18	28	13	5	1	–	–	–	1	–	–
6520	11	12	9	–	–	–	7	12	8	4	–	1	–	–	–	–	–	–
6530	10	4	2	8	3	1	2	1	1	–	–	–	–	–	–	–	–	–
6541	39	33	30	11	11	13	23	21	16	5	1	1	–	–	–	–	–	–
6542	7	3	3	–	–	–	7	3	2	–	–	1	–	–	–	–	–	–
6550	127	123	135	33	18	34	80	94	76	14	11	25	–	–	–	–	–	–
6611	1	1	2	–	–	–	–	–	1	–	1	1	1	–	–	–	–	–
6612	9	10	4	2	–	–	6	10	3	1	–	1	–	–	–	–	–	–
6613	7	2	1	–	–	–	5	1	1	2	1	–	–	–	–	–	–	–
6619	24	18	31	1	–	3	19	17	24	4	1	4	–	–	–	–	–	–
6621	5	3	6	–	–	–	2	–	–	3	3	6	–	–	–	–	–	–
6622	14	10	15	1	–	1	10	10	13	3	–	1	–	–	–	–	–	–
6629	1	3	3	–	–	–	1	–	3	–	3	–	–	–	–	–	–	–
6630	10	6	–	–	–	–	1	1	–	8	5	–	1	–	–	–	–	–
6810	55	50	44	4	7	6	37	37	30	11	6	7	1	–	–	2	–	1
6821	16	17	19	–	4	1	9	10	15	7	3	3	–	–	–	–	–	–
6822	46	69	66	6	6	8	28	56	49	12	7	9	–	–	–	–	–	–
6911	18	39	29	1	6	–	11	24	24	6	9	5	–	–	–	–	–	–
6912	9	6	7	–	–	–	7	5	4	2	–	3	–	–	–	–	1	–
6920	71	73	75	4	8	8	47	48	55	19	17	11	1	–	–	–	–	1
7010	1	1	–	–	–	–	1	1	–	–	–	–	–	–	–	–	–	–
7020	88	113	79	21	22	11	56	76	62	10	15	6	1	–	–	–	–	–
7111	23	12	11	15	5	–	7	3	10	1	4	1	–	–	–	–	–	–
7112	524	424	331	126	81	82	288	272	191	98	69	55	8	–	–	4	2	3
7119	84	57	37	29	19	8	42	31	23	11	7	6	1	–	–	1	–	–
7120	49	47	41	3	8	10	30	33	28	14	6	3	1	–	–	1	–	–
7210	161	145	157	45	36	38	100	102	113	16	7	6	–	–	–	–	–	–
7220	3	1	–	–	–	–	1	1	–	2	–	–	–	–	–	–	–	–
7311	4	13	8	–	–	1	1	7	5	3	6	2	–	–	–	–	–	–
7312	8	4	4	1	–	–	7	3	3	–	1	1	–	–	–	–	–	–
7319	29	33	29	1	2	1	16	24	18	11	7	10	–	–	–	1	–	–
7320	2	1	3	–	–	–	–	1	2	2	–	1	–	–	–	–	–	–
7410	–	3	–	–	–	–	–	2	–	–	1	–	–	–	–	–	–	–
7420	13	7	4	1	–	–	7	4	3	5	3	1	–	–	–	–	–	–
7490	117	122	61	63	67	37	42	44	20	10	11	4	1	–	–	1	–	–
7500	3	2	8	–	–	2	1	2	4	2	–	2	–	–	–	–	–	–
7711	82	80	45	5	5	4	47	55	33	27	19	7	1	–	–	2	1	1
7719	30	15	8	11	4	–	8	3	3	10	8	5	1	–	–	–	–	–
7721	–	1	–	–	–	–	–	1	–	–	–	–	–	–	–	–	–	–
7722	4	6	7	–	–	2	3	4	3	1	2	2	–	–	–	–	–	–
7723	9	7	8	–	1	–	3	5	5	6	1	3	–	–	–	–	–	–
7729	11	7	6	–	–	–	4	5	4	6	2	2	–	–	–	1	–	–
7731	1	–	–	–	–	–	–	–	–	–	–	–	1	–	–	–	–	–
7732	75	83	46	5	11	2	50	55	33	19	13	11	1	–	–	–	4	–
7733	16	22	12	1	1	–	8	16	6	6	5	6	1	–	–	–	–	–
7739	72	92	77	8	9	11	41	67	55	20	16	11	3	–	–	–	–	–
7740	2	2	1	–	–	–	2	2	1	–	–	–	–	–	–	–	–	–
7810	286	276	217	44	37	29	184	198	124	45	39	63	10	–	–	3	2	1
7820	209	240	202	33	34	20	110	160	130	55	42	50	10	–	–	1	4	2
7830	104	135	251	22	35	74	59	78	152	21	20	25	1	–	–	1	2	–
7911	29	18	18	–	1	3	15	10	8	13	7	7	1	–	–	–	–	–
7990	2	1	1	–	–	–	1	–	–	1	1	1	–	–	–	–	–	–
8011	271	264	242	25	33	16	146	158	139	82	64	84	13	1	–	5	8	3
8012	162	160	139	5	4	1	95	104	83	48	51	52	13	–	–	1	1	3
8020	10	9	10	–	1	–	5	7	7	5	1	2	–	–	–	–	–	1
8030	5	10	5	–	–	–	–	–	–	5	10	5	–	–	–	–	–	–

Capítulo 48 - Rio de Janeiro

48.1 - Quantidade de acidentes do trabalho liquidados, por consequência, segundo a Classificação Nacional de Atividades Econômicas (CNAE), no estado do Rio de Janeiro - 2014/2016

(conclusão)

CNAE	QUANTIDADE DE ACIDENTES DO TRABALHO LIQUIDADOS																	
	Total			Consequência														
				Assistência Médica			Menos de 15 dias			Mais de 15 dias			Incapacidade Permanente			Óbito		
	2014	2015	2016	2014	2015	2016	2014	2015	2016	2014	2015	2016	2014	2015	2016	2014	2015	2016
8111	36	42	51	6	3	2	17	23	24	13	16	24	–	–	–	–	–	1
8112	460	480	473	31	29	35	290	358	340	132	92	93	7	–	1	–	1	4
8121	566	582	408	72	64	52	381	353	221	96	160	133	16	2	–	1	3	2
8122	28	29	28	4	2	2	12	18	16	10	8	10	1	–	–	1	1	–
8129	38	42	51	10	14	16	15	19	25	13	8	10	–	–	–	–	1	–
8130	17	16	22	1	3	2	4	9	17	12	4	3	–	–	–	–	–	–
8211	246	214	230	10	16	35	76	101	110	160	96	84	–	1	–	–	–	1
8219	19	25	13	2	2	1	11	21	10	6	2	2	–	–	–	–	–	–
8220	261	260	221	16	22	12	213	176	159	31	62	50	–	–	–	1	–	–
8230	23	31	32	2	1	2	8	18	21	12	12	9	–	–	–	1	–	–
8291	18	21	17	–	2	–	13	14	7	4	5	9	1	–	1	–	–	–
8292	3	7	4	–	1	–	3	6	2	–	–	2	–	–	–	–	–	–
8299	376	283	206	67	55	35	220	173	126	76	53	45	11	1	–	2	1	–
8411	542	591	550	174	176	167	272	286	265	84	125	117	11	4	1	1	–	–
8412	12	30	76	4	14	45	6	12	31	2	4	–	–	–	–	–	–	–
8413	1	1	–	–	–	–	1	1	–	–	–	–	–	–	–	–	–	–
8422	45	61	36	10	19	6	25	37	26	10	5	4	–	–	–	–	–	–
8423	2	2	–	–	–	–	2	1	–	–	1	–	–	–	–	–	–	–
8424	4	3	5	–	–	–	4	3	4	–	–	1	–	–	–	–	–	–
8430	1	–	1	–	–	–	1	–	1	–	–	–	–	–	–	–	–	–
8511	183	146	118	5	8	9	38	30	54	139	108	55	1	–	–	–	–	–
8512	42	44	50	2	–	3	27	34	41	12	10	6	1	–	–	–	–	–
8513	140	144	164	9	10	20	95	111	119	35	23	25	1	–	–	–	–	–
8520	56	26	37	4	–	2	28	19	26	22	7	9	2	–	–	–	–	–
8531	150	146	154	15	9	25	106	115	105	29	22	24	–	–	–	–	–	–
8532	63	49	52	7	4	6	45	35	35	9	10	11	2	–	–	–	–	–
8533	4	5	1	–	1	–	2	4	1	2	–	–	–	–	–	–	–	–
8541	15	18	19	3	–	–	7	15	15	5	3	4	–	–	–	–	–	–
8542	5	3	2	–	–	–	3	3	2	2	–	–	–	–	–	–	–	–
8550	10	6	17	2	2	3	7	3	10	1	1	4	–	–	–	–	–	–
8591	2	1	2	–	1	–	1	–	–	1	–	2	–	–	–	–	–	–
8592	3	7	6	–	–	–	2	7	5	1	–	1	–	–	–	–	–	–
8593	17	21	16	–	–	–	9	16	10	7	5	6	1	–	–	–	–	–
8599	235	226	212	22	28	29	179	174	159	33	22	24	1	–	–	–	2	–
8610	4.478	4.838	4.933	2.096	2.362	2.513	2.175	2.206	2.149	195	270	268	12	–	–	–	–	3
8621	13	11	11	2	1	3	8	8	5	3	2	3	–	–	–	–	–	–
8622	–	–	1	–	–	1	–	–	–	–	–	–	–	–	–	–	–	–
8630	319	348	405	130	138	157	154	192	217	35	18	31	–	–	–	–	–	–
8640	361	437	465	127	157	174	194	244	260	38	36	31	2	–	–	–	–	–
8650	39	52	17	7	20	–	24	26	11	8	6	6	–	–	–	–	–	–
8660	72	58	81	47	28	48	21	27	28	4	3	5	–	–	–	–	–	–
8690	186	182	126	75	75	57	91	98	58	17	9	11	3	–	–	–	–	–
8711	6	15	13	–	1	–	5	8	9	1	6	4	–	–	–	–	–	–
8712	8	10	11	1	1	1	6	7	8	1	2	1	–	–	–	–	–	1
8720	3	5	15	–	1	12	2	3	1	–	1	2	1	–	–	–	–	–
8730	22	13	18	–	1	3	16	11	13	6	1	2	–	–	–	–	–	–
8800	82	74	82	12	11	15	61	51	51	7	12	16	2	–	–	–	–	–
9001	11	15	16	1	–	–	6	12	13	4	3	3	–	–	–	–	–	–
9002	–	1	–	–	–	–	–	1	–	–	–	–	–	–	–	–	–	–
9003	2	1	3	1	–	–	1	–	3	–	1	–	–	–	–	–	–	–
9101	3	2	4	–	–	–	2	2	4	1	–	–	–	–	–	–	–	–
9102	5	2	1	3	–	–	1	2	1	1	–	–	–	–	–	–	–	–
9103	–	–	2	–	–	1	–	–	1	–	–	–	–	–	–	–	–	–
9200	8	16	10	–	–	–	6	15	8	2	1	2	–	–	–	–	–	–
9311	6	6	2	3	–	–	2	6	1	–	–	1	1	–	–	–	–	–
9312	85	56	80	2	2	6	59	38	66	20	15	8	4	–	–	–	1	–
9313	16	16	27	1	1	–	6	11	18	8	4	9	–	–	–	1	–	–
9319	12	17	46	1	–	3	10	16	34	1	1	9	–	–	–	–	–	–
9321	5	6	8	–	–	–	5	2	5	–	4	3	–	–	–	–	–	–
9329	27	22	21	4	–	–	17	17	15	6	5	6	–	–	–	–	–	–
9411	25	23	19	7	1	2	14	22	15	3	–	2	1	–	–	–	–	–
9412	89	67	59	44	24	16	37	37	31	4	6	12	4	–	–	–	–	–
9420	23	23	20	–	2	–	15	18	15	8	3	5	–	–	–	–	–	–
9430	678	823	835	251	344	339	339	411	413	82	67	81	6	1	1	–	–	1
9491	130	68	69	29	4	2	68	37	46	28	19	15	2	7	6	3	1	–
9492	7	5	1	–	–	–	–	1	–	7	4	1	–	–	–	–	–	–
9493	3	3	5	1	–	–	–	3	4	1	–	1	1	–	–	–	–	–
9499	23	46	65	2	8	4	13	31	58	6	7	3	–	–	–	2	–	–
9511	34	30	22	1	3	1	23	20	17	9	6	4	1	–	–	–	1	–
9512	10	10	4	2	1	1	7	6	2	–	3	1	–	–	–	1	–	–
9521	44	23	21	2	1	–	27	16	11	13	6	9	1	–	–	1	–	1
9529	11	5	8	2	–	1	5	2	6	4	3	1	–	–	–	–	–	–
9601	40	45	28	5	7	1	21	25	13	13	13	14	–	–	–	1	–	–
9602	52	52	42	2	2	1	32	40	29	16	10	12	1	–	–	1	–	–
9603	10	22	25	1	2	3	7	16	14	1	4	8	1	–	–	–	–	–
9609	8	13	7	–	1	1	4	7	3	2	5	3	2	–	–	–	–	–
9700	3	1	3	–	–	–	2	1	3	–	–	–	1	–	–	–	–	–
9900	2	2	2	–	1	1	–	1	1	2	–	–	–	–	–	–	–	–
Ignorado	5.540	3.326	3.385	17	9	11	108	80	62	5.291	2.529	2.532	123	705	778	1	3	2

Fonte: DATAPREV, CAT, SUB.

Nota: Os dados são preliminares, estando sujeitos a correções.

Capítulo 48 - Rio de Janeiro

48.2 - Quantidade mensal de acidentes do trabalho liquidados, por consequência, no estado do Rio de Janeiro - 2014/2016

MESES	QUANTIDADE DE ACIDENTES DO TRABALHO LIQUIDADOS																	
	Total			Consequência														
				Assistência Médica			Menos de 15 dias			Mais de 15 dias			Incapacidade Permanente			Óbito		
	2014	2015	2016	2014	2015	2016	2014	2015	2016	2014	2015	2016	2014	2015	2016	2014	2015	2016
TOTAL	**53.704**	**48.678**	**43.069**	**10.930**	**9.884**	**8.902**	**26.126**	**27.954**	**23.776**	**15.531**	**9.932**	**9.418**	**941**	**748**	**818**	**176**	**160**	**155**
Janeiro	4.682	4.289	3.592	977	820	741	2.168	2.243	1.930	1.471	1.147	872	56	67	34	10	12	15
Fevereiro	4.395	3.804	3.613	836	844	780	2.141	1.974	1.952	1.328	910	803	77	59	61	13	17	17
Março	4.222	4.563	3.922	882	957	781	1.955	2.637	2.094	1.299	859	938	79	97	100	7	13	9
Abril	4.243	3.780	3.813	868	804	788	2.055	2.083	2.102	1.238	802	827	64	77	82	18	14	14
Maio	4.827	4.076	3.661	1.019	825	754	2.284	2.409	1.986	1.434	758	835	71	74	75	19	10	11
Junho	3.908	4.158	3.867	855	810	739	1.828	2.383	2.132	1.143	845	904	64	106	82	18	14	10
Julho	4.676	4.648	3.735	912	875	781	2.231	2.793	2.070	1.416	900	797	103	64	81	14	16	6
Agosto	4.595	4.335	3.544	956	888	735	2.180	2.513	1.935	1.345	852	798	98	67	63	16	15	13
Setembro	4.852	4.022	3.437	991	786	692	2.426	2.414	1.935	1.318	778	739	98	37	57	19	7	14
Outubro	4.873	3.875	3.315	972	799	705	2.464	2.298	1.848	1.346	730	684	82	37	64	9	11	14
Novembro	4.248	3.514	3.228	833	697	685	2.129	2.110	1.841	1.178	663	614	89	27	75	19	17	13
Dezembro	4.183	3.614	3.342	829	779	721	2.265	2.097	1.951	1.015	688	607	60	36	44	14	14	19

Fonte: DATAPREV, CAT, SUB.
Nota: Os dados são preliminares, estando sujeitos a correções.

DISTRIBUIÇÃO DE ACIDENTES DO TRABALHO LIQUIDADOS, POR CONSEQUÊNCIA, NO ESTADO DO RIO DE JANEIRO - 2016

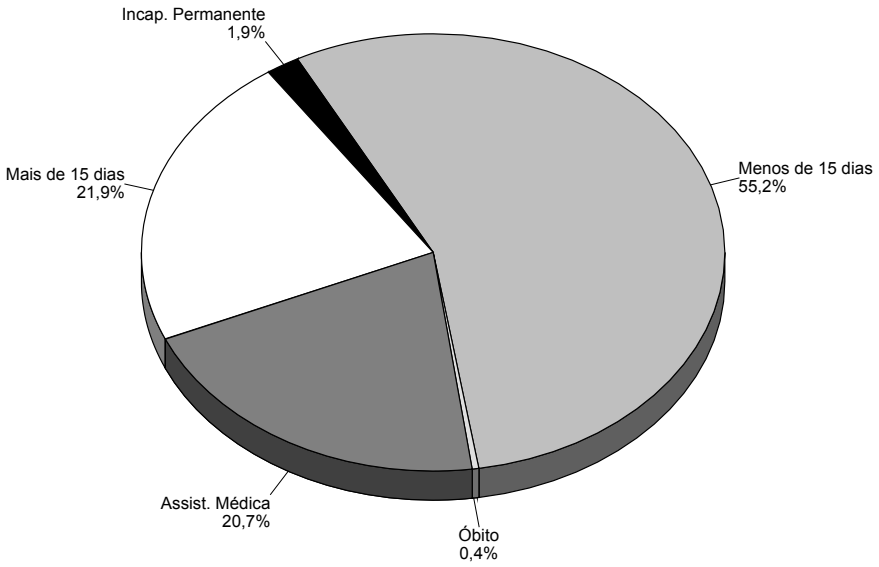

Fonte: DATAPREV, CAT, SUB.

Capítulo 49 - São Paulo

49.1 - Quantidade de acidentes do trabalho liquidados, por consequência, segundo a Classificação Nacional de Atividades Econômicas (CNAE), no estado de São Paulo - 2014/2016

(continua)

CNAE	QUANTIDADE DE ACIDENTES DO TRABALHO LIQUIDADOS																	
	Total			Consequência														
				Assistência Médica			Menos de 15 dias			Mais de 15 dias			Incapacidade Permanente			Óbito		
	2014	2015	2016	2014	2015	2016	2014	2015	2016	2014	2015	2016	2014	2015	2016	2014	2015	2016
TOTAL	**247.446**	**215.688**	**202.433**	**35.745**	**33.898**	**32.995**	**133.443**	**132.943**	**119.520**	**73.045**	**44.220**	**46.312**	**4.517**	**3.946**	**3.066**	**696**	**681**	**540**
0111	388	114	84	3	3	4	48	50	43	337	57	34	–	3	2	–	1	1
0112	107	37	20	–	–	–	3	7	3	104	28	15	–	2	2	–	–	–
0113	1.472	1.291	1.263	287	261	234	860	832	785	301	189	233	19	–	1	5	9	10
0114	1	–	1	–	–	–	–	–	–	1	–	1	–	–	–	–	–	–
0115	36	38	34	2	1	–	23	32	27	11	3	6	–	–	–	–	2	1
0116	30	23	10	–	–	2	28	23	7	2	–	1	–	–	–	–	–	–
0119	80	58	64	17	1	3	44	45	56	18	11	4	–	–	–	1	1	1
0121	231	121	113	3	6	2	53	40	60	175	74	51	–	–	–	–	1	–
0122	78	60	54	1	3	5	67	51	37	10	6	11	–	–	–	–	–	1
0131	904	903	739	118	194	151	556	574	441	211	131	144	13	2	1	6	2	2
0132	36	72	66	1	2	1	30	58	49	5	7	12	–	3	4	–	2	–
0133	56	51	65	–	1	7	40	41	44	16	7	11	–	1	2	–	1	1
0134	134	74	102	4	2	4	72	50	72	53	19	23	–	2	2	5	1	1
0135	–	14	4	–	–	–	–	–	–	–	–	–	–	14	4	–	–	–
0139	187	64	54	3	1	–	26	24	28	157	39	26	1	–	–	–	–	–
0141	103	172	171	9	5	8	71	132	117	22	26	39	1	8	6	–	1	1
0142	36	34	31	2	2	1	25	27	20	8	5	7	1	–	2	–	–	1
0151	365	255	268	10	3	8	237	196	187	112	50	72	3	4	1	3	2	–
0152	21	25	13	1	1	1	14	16	5	6	7	7	–	1	–	–	–	–
0153	4	2	6	–	–	–	3	2	3	1	–	2	–	–	1	–	–	–
0154	14	23	15	1	1	–	7	20	12	6	1	2	–	–	1	–	1	–
0155	363	244	278	22	11	42	247	200	188	86	33	46	7	–	1	1	–	1
0159	19	8	12	–	–	–	15	6	6	4	2	6	–	–	–	–	–	–
0161	383	489	399	46	118	90	242	296	228	83	63	72	8	6	6	4	6	3
0162	37	75	51	2	1	2	26	46	23	9	18	10	–	9	16	–	1	–
0163	8	9	17	–	–	–	4	7	13	4	2	3	–	–	–	–	–	1
0210	194	173	178	37	45	36	114	103	103	37	23	35	2	–	–	4	2	4
0220	17	13	13	2	1	1	11	11	10	4	1	2	–	–	–	–	–	–
0230	41	20	65	17	8	20	19	10	33	4	1	11	1	–	–	–	1	1
0311	7	3	–	–	–	–	3	2	–	2	1	–	2	–	–	–	–	–
0312	6	1	–	–	–	–	–	–	–	6	1	–	–	–	–	–	–	–
0321	6	2	–	–	–	–	3	2	–	3	–	–	–	–	–	–	–	–
0322	51	28	29	3	2	1	44	21	21	4	4	7	–	1	–	–	–	–
0600	13	21	26	7	13	13	5	6	12	1	2	1	–	–	–	–	–	–
0710	–	2	3	–	1	–	–	1	2	–	–	1	–	–	–	–	–	–
0722	–	–	1	–	–	1	–	–	–	–	–	–	–	–	–	–	–	–
0724	5	1	2	1	–	2	2	–	–	2	1	–	–	–	–	–	–	–
0725	1	–	3	–	–	–	1	–	3	–	–	–	–	–	–	–	–	–
0729	10	7	12	1	–	–	4	6	9	5	1	3	–	–	–	–	–	–
0810	412	318	279	30	31	14	249	220	191	118	63	67	11	–	3	4	4	4
0891	9	6	7	1	–	–	5	5	6	3	1	1	–	–	–	–	–	–
0892	2	4	1	–	–	–	2	3	1	–	1	–	–	–	–	–	–	–
0893	–	2	1	–	–	–	–	2	1	–	–	–	–	–	–	–	–	–
0899	30	32	39	7	1	5	14	22	22	7	9	12	1	–	–	1	–	–
0910	135	46	55	97	32	37	27	11	13	11	3	5	–	–	–	–	–	–
0990	1	1	3	–	–	2	1	–	1	–	1	–	–	–	–	–	–	–
1011	771	767	711	25	51	140	604	611	460	130	103	109	12	–	–	–	2	2
1012	1.064	856	801	100	139	130	605	503	506	342	212	159	15	1	2	2	1	4
1013	762	830	851	92	118	195	494	614	542	162	95	113	13	–	1	1	3	–
1020	35	62	89	2	1	2	31	51	65	2	10	21	–	–	–	–	–	1
1031	84	71	107	4	5	12	51	43	63	28	23	32	1	–	–	–	–	–
1032	68	53	38	3	6	2	51	39	27	14	8	9	–	–	–	–	–	–
1033	271	269	194	79	69	49	148	163	127	37	33	18	4	–	–	3	4	–
1041	80	83	59	18	14	7	40	54	37	21	15	14	1	–	1	–	–	–
1042	62	70	74	17	6	18	42	55	50	2	9	6	–	–	–	1	–	–
1043	20	18	25	5	3	2	14	11	19	1	4	4	–	–	–	–	–	–
1051	61	74	87	3	3	2	34	55	60	24	16	25	–	–	–	–	–	–
1052	271	331	333	63	77	84	141	204	201	63	49	46	4	–	–	–	1	2
1053	105	89	109	12	9	7	60	66	86	30	14	16	3	–	–	–	–	–
1061	29	33	37	2	–	–	12	26	25	12	5	12	3	1	–	–	1	–
1062	137	131	77	12	5	2	97	107	62	25	18	12	3	–	–	–	1	1
1063	18	13	18	–	–	–	4	7	11	12	6	7	2	–	–	–	–	–
1064	18	30	24	–	1	1	14	25	16	4	4	7	–	–	–	–	–	–
1065	37	48	47	1	9	14	24	34	22	12	5	11	–	–	–	–	–	–
1066	299	313	349	25	29	48	201	217	218	67	65	81	6	–	1	–	2	1
1069	106	64	71	9	14	8	74	34	42	23	16	20	–	–	–	–	–	1
1071	4.107	3.405	3.092	1.625	1.504	1.307	1.828	1.533	1.344	577	346	431	66	1	–	11	21	10
1072	26	23	21	2	–	1	21	20	18	3	3	2	–	–	–	–	–	–
1081	64	58	54	6	4	6	38	38	38	16	16	10	3	–	–	1	–	–
1082	21	13	16	1	–	–	16	9	12	4	4	4	–	–	–	–	–	–
1091	782	790	794	62	36	55	494	612	563	212	142	171	14	–	2	–	–	3
1092	333	338	297	63	74	71	195	220	176	70	43	49	3	–	–	2	1	1
1093	431	337	375	83	67	86	273	219	226	73	51	60	2	–	–	–	–	3
1094	358	390	304	46	82	49	226	239	195	79	68	60	7	–	–	–	1	–
1095	104	93	87	6	6	7	77	73	65	20	14	15	1	–	–	–	–	–
1096	28	30	30	1	1	2	21	27	25	6	2	3	–	–	–	–	–	–
1099	727	697	663	122	101	72	417	476	436	176	119	154	8	–	–	4	1	1
1111	165	87	93	27	10	8	71	53	68	66	23	17	1	–	–	–	1	–
1112	39	12	26	2	1	2	22	10	22	15	1	2	–	–	–	–	–	–
1113	239	185	217	106	61	62	101	106	131	31	18	20	1	–	–	–	–	4
1121	78	84	62	20	10	11	37	54	39	21	20	12	–	–	–	–	–	–

Capítulo 49 - São Paulo

49.1 - Quantidade de acidentes do trabalho liquidados, por consequência, segundo a Classificação Nacional de Atividades Econômicas (CNAE), no estado de São Paulo - 2014/2016

(continuação)

CNAE	QUANTIDADE DE ACIDENTES DO TRABALHO LIQUIDADOS																	
	Total			Consequência														
				Assistência Médica			Menos de 15 dias			Mais de 15 dias			Incapacidade Permanente			Óbito		
	2014	2015	2016	2014	2015	2016	2014	2015	2016	2014	2015	2016	2014	2015	2016	2014	2015	2016
1122	330	270	208	85	71	62	184	161	104	58	36	41	2	–	1	1	2	–
1210	1	–	1	–	–	–	1	–	1	–	–	–	–	–	–	–	–	–
1220	12	10	7	2	4	3	3	3	2	7	3	2	–	–	–	–	–	–
1311	202	144	133	13	9	15	157	120	99	27	15	19	4	–	–	1	–	–
1312	21	14	12	–	–	–	18	11	6	3	3	6	–	–	–	–	–	–
1313	161	125	95	18	17	14	109	88	68	29	20	13	4	–	–	1	–	–
1314	48	31	29	6	2	2	27	23	21	15	6	6	–	–	–	–	–	–
1321	225	239	226	40	44	30	153	177	168	30	16	27	1	–	–	1	2	1
1322	17	18	6	1	–	–	15	18	3	1	–	3	–	–	–	–	–	–
1323	406	286	236	36	28	11	282	220	189	85	37	36	2	–	–	1	1	–
1330	128	74	83	10	3	7	86	62	59	31	8	16	1	1	1	–	–	–
1340	338	240	196	13	16	11	257	188	154	64	36	31	4	–	–	–	–	–
1351	274	253	204	30	30	24	184	186	152	51	37	28	9	–	–	–	–	–
1352	75	38	55	5	4	1	49	25	39	21	9	15	–	–	–	–	–	–
1353	44	43	37	–	2	1	37	39	25	5	2	11	2	–	–	–	–	–
1354	213	170	212	22	16	13	126	110	159	57	41	40	8	–	–	–	3	–
1359	406	346	336	17	26	18	297	255	256	85	63	61	7	–	1	–	2	–
1411	141	115	118	6	7	9	94	84	82	38	24	27	2	–	–	1	–	–
1412	1.007	687	743	37	27	41	661	507	526	282	152	173	25	–	–	2	1	3
1413	74	57	41	2	5	5	60	49	29	10	3	7	1	–	–	1	–	–
1414	62	42	19	4	2	2	47	33	12	10	7	4	1	–	1	–	–	–
1421	88	118	109	7	30	23	65	79	79	16	8	7	–	1	–	–	–	–
1422	8	3	6	–	–	1	3	3	3	4	–	2	1	–	–	–	–	–
1510	218	247	284	10	13	41	145	191	184	57	43	59	6	–	–	–	–	–
1521	52	39	32	–	1	–	23	27	19	27	11	13	2	–	–	–	–	–
1529	54	55	98	4	6	5	34	41	76	15	7	17	1	1	–	–	–	–
1531	211	135	191	9	7	8	119	79	103	75	49	80	8	–	–	–	–	–
1532	45	24	12	–	1	1	30	20	2	15	3	9	–	–	–	–	–	–
1533	135	96	87	1	–	4	82	83	56	49	13	27	3	–	–	–	–	–
1539	63	48	39	6	4	7	37	33	24	19	11	8	1	–	–	–	–	–
1540	66	65	71	10	5	3	27	44	43	26	16	25	3	–	–	–	–	–
1610	291	314	252	3	7	10	154	224	172	124	83	68	10	–	1	–	–	1
1621	149	126	86	22	22	29	82	80	49	41	23	8	4	–	–	–	1	–
1622	144	92	64	8	3	2	87	59	41	45	30	20	4	–	1	–	–	–
1623	362	343	266	9	10	12	271	273	199	67	60	55	15	–	–	–	–	–
1629	240	197	182	11	6	6	164	156	127	59	33	48	6	1	1	–	1	–
1710	127	120	93	97	86	66	23	26	18	7	8	8	–	–	–	–	–	1
1721	411	338	353	154	123	121	175	170	184	75	44	48	7	–	–	–	1	–
1722	37	44	41	2	2	4	22	35	29	12	7	8	1	–	–	–	–	–
1731	183	211	178	6	10	16	108	148	118	68	53	44	–	–	–	1	–	–
1732	103	68	89	2	3	3	69	47	60	29	18	26	3	–	–	–	–	–
1733	566	543	493	81	72	87	338	365	297	125	104	108	20	1	–	2	1	1
1741	200	156	122	8	6	5	118	121	80	66	29	37	7	–	–	1	–	–
1742	281	263	213	72	66	51	138	168	120	69	29	42	1	–	–	1	–	–
1749	224	212	183	25	46	23	129	130	123	63	36	37	7	–	–	–	–	–
1811	282	237	180	12	6	14	204	186	130	62	44	36	3	1	–	1	–	–
1812	155	140	100	7	8	3	57	82	68	87	50	29	4	–	–	–	–	–
1813	328	279	275	16	11	7	187	210	210	116	57	58	8	–	–	1	1	–
1821	99	74	90	6	5	5	68	54	60	24	15	25	–	–	–	1	–	–
1822	70	57	47	2	3	4	38	38	24	26	16	19	4	–	–	–	–	–
1830	1	3	3	–	–	–	1	2	1	–	1	2	–	–	–	–	–	–
1910	24	11	12	–	–	–	–	–	–	22	11	12	2	–	–	–	–	–
1921	139	92	78	91	59	41	35	25	33	10	7	4	–	–	–	3	1	–
1922	61	69	59	18	26	19	30	34	32	12	9	7	1	–	–	–	–	1
1931	1.700	1.636	1.478	564	555	532	888	876	702	224	197	240	19	–	–	5	8	4
1932	8	9	3	–	–	1	3	4	2	5	5	–	–	–	–	–	–	–
2011	17	14	15	10	10	9	6	4	5	1	–	1	–	–	–	–	–	–
2012	12	18	15	6	9	9	3	5	3	3	3	3	–	–	–	–	1	–
2013	227	213	188	23	29	36	163	151	123	36	32	29	4	–	–	1	1	–
2014	27	24	36	3	6	7	16	17	27	7	1	2	–	–	–	1	–	–
2019	80	87	79	23	34	22	44	48	39	12	4	17	1	–	–	–	1	1
2021	65	42	15	40	24	7	15	15	6	9	3	2	1	–	–	–	–	–
2022	21	12	26	10	1	12	6	7	10	4	4	4	1	–	–	–	–	–
2029	255	273	235	124	116	118	107	131	103	20	22	14	2	1	–	2	3	–
2031	97	93	64	19	23	14	56	50	33	22	20	16	–	–	–	–	–	1
2032	50	47	35	5	8	4	36	33	27	9	6	4	–	–	–	–	–	–
2033	4	5	3	–	–	–	2	5	3	2	–	–	–	–	–	–	–	–
2040	154	118	90	54	34	26	62	66	54	35	18	10	2	–	–	1	–	–
2051	45	31	63	16	4	25	24	22	34	5	4	4	–	–	–	–	1	–
2052	7	3	3	1	1	1	1	1	2	5	1	–	–	–	–	–	–	–
2061	225	168	178	30	35	41	156	115	103	34	17	34	3	–	–	2	1	–
2062	235	205	191	25	30	43	174	156	119	35	19	29	1	–	–	–	–	–
2063	487	439	423	84	67	76	322	320	266	67	52	80	12	–	1	2	–	–
2071	276	255	229	43	43	40	184	185	149	42	27	39	7	–	–	–	–	1
2072	20	22	18	1	1	1	11	18	15	7	2	2	1	–	–	–	1	–
2073	56	29	34	13	–	2	35	24	25	8	4	7	–	1	–	–	–	–
2091	117	105	75	10	2	6	72	77	54	33	26	15	2	–	–	–	–	–
2092	56	60	66	33	44	50	19	14	12	2	2	3	1	–	–	1	–	1
2093	125	119	116	16	10	9	88	97	94	20	12	13	1	–	–	–	–	–
2094	1	4	6	–	–	3	1	1	3	–	3	–	–	–	–	–	–	–
2099	502	455	408	118	108	77	311	293	284	62	53	45	9	–	–	2	1	2
2110	76	72	82	5	9	11	63	53	66	8	9	5	–	–	–	–	1	–
2121	588	669	603	143	152	119	369	455	410	70	61	73	5	–	–	1	1	1

Capítulo 49 - São Paulo

49.1 - Quantidade de acidentes do trabalho liquidados, por consequência, segundo a Classificação Nacional de Atividades Econômicas (CNAE), no estado de São Paulo - 2014/2016

(continuação)

CNAE	QUANTIDADE DE ACIDENTES DO TRABALHO LIQUIDADOS																	
	Total			Consequência														
				Assistência Médica			Menos de 15 dias			Mais de 15 dias			Incapacidade Permanente			Óbito		
	2014	2015	2016	2014	2015	2016	2014	2015	2016	2014	2015	2016	2014	2015	2016	2014	2015	2016
2122	105	86	99	21	24	23	62	57	63	21	5	13	1	–	–	–	–	–
2123	2	1	2	1	1	–	1	–	1	–	–	1	–	–	–	–	–	–
2211	495	387	301	199	163	147	214	191	105	72	31	49	9	–	–	1	2	–
2212	120	96	94	8	8	3	77	74	71	35	13	20	–	1	–	–	–	–
2219	720	574	487	51	52	50	427	401	299	215	118	136	25	3	2	2	–	–
2221	294	248	232	37	23	32	183	186	160	69	38	40	4	–	–	1	1	–
2222	1.601	1.461	1.398	90	124	112	1.068	1.108	1.008	420	224	275	21	–	–	2	5	3
2223	287	264	207	131	129	91	126	117	95	27	17	21	2	–	–	1	1	–
2229	2.590	1.987	1.747	362	246	156	1.678	1.441	1.247	501	294	335	45	3	2	4	3	7
2311	439	383	332	46	61	58	312	263	227	77	59	47	3	–	–	1	–	–
2312	80	96	152	7	13	15	44	61	102	25	21	32	4	–	–	–	1	3
2319	222	247	200	31	46	29	144	172	141	43	29	30	4	–	–	–	–	–
2320	59	30	31	32	10	11	16	11	13	9	9	7	1	–	–	1	–	–
2330	857	659	613	76	61	77	513	453	364	238	136	167	27	2	2	3	7	3
2341	47	43	35	4	7	2	28	30	25	14	5	7	1	1	–	–	–	1
2342	953	839	762	25	17	39	635	610	480	274	206	241	16	2	–	3	4	2
2349	158	133	90	47	31	20	81	79	46	27	23	22	3	–	–	–	–	2
2391	165	135	152	9	6	9	97	108	113	56	21	29	3	–	–	–	–	1
2392	15	16	10	6	3	2	5	11	7	3	1	1	1	1	–	–	–	–
2399	306	277	208	34	28	17	211	194	151	58	54	38	3	–	1	–	1	1
2411	18	7	2	13	4	–	4	2	2	1	1	–	–	–	–	–	–	–
2412	24	15	17	4	1	4	12	10	10	7	4	3	1	–	–	–	–	–
2421	5	2	3	–	–	–	4	–	3	1	2	–	–	–	–	–	–	–
2422	139	87	38	42	16	4	62	58	24	32	13	9	2	–	–	1	–	1
2423	249	222	175	110	84	82	120	110	74	14	28	18	5	–	–	–	–	1
2424	325	264	217	34	30	23	215	205	142	68	29	52	7	–	–	1	–	–
2431	156	112	83	22	15	9	95	77	40	33	19	34	6	–	–	–	1	–
2439	54	46	24	9	8	4	30	28	14	14	10	6	1	–	–	–	–	–
2441	264	217	193	28	42	27	156	139	114	70	36	50	10	–	–	–	–	2
2442	9	5	7	1	1	1	3	2	5	5	2	1	–	–	–	–	–	–
2443	118	130	131	19	3	17	56	95	75	33	32	39	9	–	–	1	–	–
2449	102	82	68	3	10	5	67	56	51	27	16	12	5	–	–	–	–	–
2451	870	685	551	111	92	56	565	513	416	184	75	76	10	–	–	–	5	3
2452	272	187	219	11	16	12	189	133	142	68	38	62	4	–	2	–	–	1
2511	675	489	385	64	26	29	393	321	219	200	140	134	13	1	–	5	1	3
2512	722	574	487	39	39	16	514	434	357	156	100	113	10	–	1	3	1	–
2513	229	150	85	21	11	2	150	114	62	47	24	21	10	–	–	1	1	–
2521	179	148	122	12	8	2	124	117	94	37	23	26	6	–	–	–	–	–
2522	112	59	67	6	6	13	51	28	33	51	25	20	3	–	–	1	–	1
2531	90	68	48	2	2	2	53	53	35	33	13	11	2	–	–	–	–	–
2532	669	447	371	29	26	18	436	327	258	191	91	94	12	2	–	1	1	1
2539	865	651	573	44	40	32	581	500	412	217	107	126	20	1	1	3	3	2
2541	13	7	9	2	–	–	8	7	9	2	–	–	1	–	–	–	–	–
2542	458	395	310	26	17	12	292	310	216	126	63	82	12	2	–	2	3	–
2543	224	177	168	19	22	11	152	134	122	48	21	35	5	–	–	–	–	–
2550	96	125	142	39	55	42	47	49	72	10	21	28	–	–	–	–	–	–
2591	276	235	185	35	37	22	168	166	131	66	31	31	7	1	–	–	–	1
2592	472	364	314	48	52	25	294	251	236	120	61	53	10	–	–	–	–	–
2593	315	263	221	26	27	18	196	194	148	84	42	55	8	–	–	1	–	–
2599	1.794	1.436	1.289	157	98	72	1.255	1.129	971	350	207	246	29	1	–	3	1	–
2610	157	122	99	11	6	8	111	97	77	30	19	14	5	–	–	–	–	–
2621	67	59	88	8	8	15	50	43	62	8	8	11	1	–	–	–	–	–
2622	216	218	151	56	63	85	135	135	57	24	20	9	1	–	–	–	–	–
2631	66	41	29	13	10	7	38	24	17	10	6	5	5	–	–	–	1	–
2632	89	61	50	35	24	14	44	36	33	8	1	3	2	–	–	–	–	–
2640	32	37	27	1	4	4	20	27	17	10	6	5	1	–	–	–	–	1
2651	198	151	97	31	27	16	142	106	71	23	17	10	1	–	–	1	1	–
2652	5	1	–	–	–	–	4	1	–	1	–	–	–	–	–	–	–	–
2660	59	51	51	4	2	6	43	47	42	12	2	3	–	–	–	–	–	–
2670	5	12	2	1	1	–	2	9	2	1	2	–	1	–	–	–	–	–
2680	1	–	–	–	–	–	1	–	–	–	–	–	–	–	–	–	–	–
2710	346	256	206	106	79	42	180	143	116	56	33	48	4	–	–	–	1	–
2721	32	19	24	2	1	2	25	14	16	5	4	6	–	–	–	–	–	–
2722	76	32	42	3	–	7	43	24	23	28	7	11	2	1	1	–	–	–
2731	282	246	155	22	36	20	214	176	106	41	33	28	4	–	–	1	1	1
2732	107	76	81	–	2	2	71	59	51	35	15	28	1	–	–	–	–	–
2733	393	360	339	53	32	30	249	240	208	80	88	101	10	–	–	1	–	–
2740	196	125	90	7	2	5	133	91	58	47	31	27	9	1	–	–	–	–
2751	520	429	208	54	56	16	358	318	165	104	54	27	4	–	–	–	1	–
2759	159	132	130	7	9	9	109	89	79	39	34	42	4	–	–	–	–	–
2790	278	205	181	18	13	11	194	150	142	61	41	28	5	–	–	–	1	–
2811	247	160	133	70	43	67	133	98	51	39	19	15	5	–	–	–	–	–
2812	268	181	166	21	27	13	184	134	120	59	20	32	3	–	–	1	–	1
2813	239	201	186	13	18	9	156	145	125	64	38	52	5	–	–	1	–	–
2814	64	51	58	–	2	–	45	39	37	18	10	21	1	–	–	–	–	–
2815	183	195	216	16	27	29	127	133	147	37	35	40	3	–	–	–	–	–
2821	123	92	64	5	7	2	86	65	51	29	20	11	3	–	–	–	–	–
2822	393	287	194	19	21	12	277	219	143	90	45	39	5	–	–	2	2	–
2823	244	219	170	16	18	10	180	160	128	44	41	32	4	–	–	–	–	–
2824	38	15	22	3	1	4	28	9	16	6	5	2	1	–	–	–	–	–
2825	43	35	44	6	15	16	32	18	26	3	2	2	1	–	–	1	–	–
2829	1.059	865	600	109	103	66	750	637	415	176	122	116	20	–	–	4	3	3
2831	84	84	59	5	7	14	59	65	36	20	12	9	–	–	–	–	–	–

Capítulo 49 - São Paulo

49.1 - Quantidade de acidentes do trabalho liquidados, por consequência, segundo a Classificação Nacional de Atividades Econômicas (CNAE), no estado de São Paulo - 2014/2016

(continuação)

CNAE	QUANTIDADE DE ACIDENTES DO TRABALHO LIQUIDADOS																	
	Total			Consequência														
				Assistência Médica			Menos de 15 dias			Mais de 15 dias			Incapacidade Permanente			Óbito		
	2014	2015	2016	2014	2015	2016	2014	2015	2016	2014	2015	2016	2014	2015	2016	2014	2015	2016
2832	48	41	30	–	1	4	40	32	21	8	8	5	–	–	–	–	–	–
2833	1.182	1.047	898	48	66	86	821	805	604	303	175	205	8	–	–	2	1	3
2840	347	268	187	37	32	26	243	206	136	61	29	25	6	–	–	–	1	–
2851	44	23	8	23	6	–	18	15	8	3	2	–	–	–	–	–	–	–
2852	146	107	60	20	27	7	103	68	44	19	12	9	4	–	–	–	–	–
2853	155	80	35	64	32	13	71	42	20	16	6	2	4	–	–	–	–	–
2854	166	89	83	66	14	24	71	64	46	27	11	13	2	–	–	–	–	–
2861	123	99	79	8	6	3	81	81	66	31	12	10	1	–	–	2	–	–
2862	336	235	256	19	14	20	254	193	185	59	27	51	4	–	–	–	1	–
2863	17	27	15	2	–	2	8	24	13	6	3	–	1	–	–	–	–	–
2864	20	17	14	1	1	2	13	15	11	5	1	1	1	–	–	–	–	–
2865	28	21	16	8	2	5	16	17	8	4	1	3	–	–	–	–	1	–
2866	39	23	20	1	1	2	28	18	12	9	4	6	1	–	–	–	–	–
2869	795	581	457	52	30	40	582	474	331	151	77	83	9	–	2	1	–	1
2910	2.081	1.246	1.020	929	540	461	889	622	482	146	79	77	116	1	–	1	4	–
2920	545	408	418	192	131	127	236	206	194	81	71	97	34	–	–	2	–	–
2930	1.352	798	650	201	148	112	987	577	467	153	73	71	10	–	–	1	–	–
2941	688	608	462	114	100	102	427	425	291	113	82	68	34	1	–	–	–	1
2942	262	269	159	61	99	60	162	151	78	37	19	21	2	–	–	–	–	–
2943	221	208	118	52	48	20	121	120	76	41	39	22	7	–	–	–	1	–
2944	391	259	203	153	89	56	153	124	105	67	46	42	16	–	–	2	–	–
2945	258	211	174	23	14	18	170	136	119	55	61	37	10	–	–	–	–	–
2949	3.245	2.527	2.142	565	389	408	1.995	1.744	1.353	585	390	370	94	1	–	6	3	11
2950	49	29	46	4	2	1	29	21	35	15	6	10	1	–	–	–	–	–
3011	139	59	36	74	25	9	48	23	18	14	11	9	3	–	–	–	–	–
3012	8	10	11	1	–	–	5	5	10	2	4	1	–	–	–	–	1	–
3031	194	136	109	47	32	25	119	79	57	25	24	27	3	–	–	–	1	–
3032	53	71	32	8	3	1	39	55	17	5	13	13	1	–	–	–	–	1
3041	355	317	257	217	219	150	113	87	90	18	11	17	7	–	–	–	–	–
3042	66	60	65	30	14	16	33	40	42	2	6	7	1	–	–	–	–	–
3091	28	21	25	3	2	–	16	16	20	9	3	5	–	–	–	–	–	–
3092	94	79	67	16	5	14	54	55	39	20	19	14	4	–	–	–	–	–
3099	50	29	30	6	–	–	33	26	24	11	3	6	–	–	–	–	–	–
3101	1.484	1.226	1.042	73	58	53	957	936	739	405	229	247	45	3	3	4	–	–
3102	358	330	241	22	11	10	246	239	186	80	77	45	8	2	–	2	1	–
3103	38	21	23	3	–	–	27	15	17	8	6	6	–	–	–	–	–	–
3104	185	154	140	13	17	18	133	110	93	35	27	29	3	–	–	1	–	–
3211	43	55	40	4	4	1	28	43	34	10	8	5	1	–	–	–	–	–
3212	61	44	58	7	6	7	37	29	38	17	8	13	–	1	–	–	–	–
3220	43	33	25	5	6	4	28	24	18	9	3	3	1	–	–	–	–	–
3230	83	74	44	2	3	1	36	19	14	45	52	29	–	–	–	–	–	–
3240	179	178	147	9	6	5	137	142	104	29	29	38	4	–	–	–	1	–
3250	496	433	387	57	45	46	349	326	281	80	60	59	2	1	–	8	1	1
3291	89	64	51	3	3	1	20	34	35	66	27	15	–	–	–	–	–	–
3292	115	84	71	5	3	3	90	68	55	19	12	13	–	–	–	1	1	–
3299	336	295	279	22	18	52	233	231	179	72	45	48	8	–	–	1	1	–
3311	50	39	27	6	1	2	25	29	20	15	9	5	3	–	–	1	–	–
3312	19	59	31	2	7	2	12	49	27	4	1	2	1	–	–	–	2	–
3313	79	77	78	6	3	5	54	57	58	19	16	15	–	–	–	–	1	–
3314	416	364	411	63	42	55	255	251	257	91	70	98	5	–	1	2	1	–
3315	41	33	35	5	7	6	31	20	26	4	6	3	–	–	–	1	–	–
3316	75	68	68	20	15	19	42	46	43	10	5	6	2	–	–	1	2	–
3317	3	4	13	–	–	2	1	2	8	1	2	3	1	–	–	–	–	–
3319	42	66	46	1	12	1	26	44	30	14	10	13	1	–	–	–	–	2
3321	118	73	63	10	9	4	68	50	45	33	13	14	7	1	–	–	–	–
3329	97	106	85	4	3	8	54	78	53	37	25	24	–	–	–	2	–	–
3511	138	141	101	41	50	42	52	56	38	44	34	20	1	–	–	–	1	1
3512	83	73	76	44	36	33	33	31	34	6	5	9	–	–	–	–	1	–
3513	7	4	4	4	–	–	2	3	4	–	1	–	–	–	–	1	–	–
3514	343	341	348	134	142	152	163	171	165	43	25	29	2	–	–	1	3	2
3520	12	12	7	7	5	3	5	5	4	–	2	–	–	–	–	–	–	–
3530	4	10	4	1	1	–	3	7	4	–	2	–	–	–	–	–	–	–
3600	695	538	581	95	82	83	501	406	428	85	49	68	10	–	–	4	1	2
3701	46	46	61	6	11	8	33	32	45	6	3	8	–	–	–	1	–	–
3702	158	161	86	10	5	5	132	147	65	13	9	16	3	–	–	–	–	–
3811	2.301	2.189	2.223	400	405	375	1.533	1.565	1.565	332	214	277	27	–	1	9	5	5
3812	35	32	35	18	9	11	15	20	17	1	3	7	1	–	–	–	–	–
3821	127	109	80	38	38	33	81	62	38	8	9	9	–	–	–	–	–	–
3822	89	85	68	20	27	19	62	52	42	7	6	7	–	–	–	–	–	–
3831	61	45	34	9	4	4	37	31	17	12	10	13	3	–	–	–	–	–
3832	93	93	107	6	6	6	60	65	73	25	21	28	2	–	–	–	1	–
3839	126	136	114	2	3	10	86	107	76	34	26	27	3	–	1	1	–	–
3900	11	6	11	7	1	5	4	5	6	–	–	–	–	–	–	–	–	–
4110	1.224	1.472	1.419	75	88	86	830	1.161	1.089	297	218	232	16	–	1	6	5	11
4120	4.100	3.470	2.737	332	290	190	2.552	2.514	1.883	1.066	627	645	125	14	5	25	25	14
4211	1.538	1.241	1.066	242	163	125	945	906	752	310	164	183	25	2	1	16	6	5
4212	287	233	115	67	62	24	164	140	68	46	28	22	7	–	–	3	3	1
4213	348	314	340	17	17	39	223	231	222	100	64	76	5	–	–	3	2	3
4221	1.517	1.320	1.097	67	89	166	427	537	469	1.008	689	456	11	–	–	4	5	6
4222	171	176	320	8	30	61	120	103	207	38	40	49	4	–	–	1	3	3
4223	59	35	23	25	16	11	21	11	6	10	8	4	1	–	–	2	–	2
4291	41	52	22	7	10	1	25	33	15	8	9	6	1	–	–	–	–	–
4292	432	323	277	159	102	64	168	162	143	84	56	70	21	–	–	–	3	–

Capítulo 49 - São Paulo

49.1 - Quantidade de acidentes do trabalho liquidados, por consequência, segundo a Classificação Nacional de Atividades Econômicas (CNAE), no estado de São Paulo - 2014/2016

(continuação)

CNAE	QUANTIDADE DE ACIDENTES DO TRABALHO LIQUIDADOS																	
	Total			Consequência														
				Assistência Médica			Menos de 15 dias			Mais de 15 dias			Incapacidade Permanente			Óbito		
	2014	2015	2016	2014	2015	2016	2014	2015	2016	2014	2015	2016	2014	2015	2016	2014	2015	2016
4299	928	678	479	162	95	43	525	460	322	213	117	108	21	1	1	7	5	5
4311	22	18	15	1	–	–	13	10	6	6	5	7	2	2	–	–	1	2
4312	28	32	27	–	2	2	16	21	19	12	9	6	–	–	–	–	–	–
4313	308	245	225	34	30	32	160	161	131	105	51	59	6	–	1	3	3	2
4319	11	20	4	1	2	–	4	11	2	5	6	2	–	–	–	1	1	–
4321	647	620	545	69	67	62	372	444	363	178	102	117	22	–	2	6	7	1
4322	412	343	310	33	33	22	256	251	217	114	57	71	8	–	–	1	2	–
4329	311	348	314	56	60	46	181	224	198	68	61	68	4	–	–	2	3	2
4330	921	638	508	46	41	18	540	449	339	292	141	147	39	1	–	4	6	4
4391	319	265	174	43	38	26	187	188	107	82	38	39	5	1	1	2	–	1
4399	882	682	602	74	58	43	489	479	400	290	140	154	22	1	1	7	4	4
4511	784	680	578	44	45	41	540	530	427	186	101	106	13	2	2	1	2	2
4512	113	87	53	2	–	–	10	6	13	101	81	40	–	–	–	–	–	–
4520	688	621	612	33	30	32	396	437	412	242	146	167	13	–	–	4	8	1
4530	1.801	1.602	1.566	97	72	75	1.085	1.156	1.040	576	364	440	38	2	2	5	8	9
4541	263	208	174	21	12	17	114	127	98	122	66	59	6	–	–	–	3	–
4542	6	4	–	–	–	–	2	1	–	4	3	–	–	–	–	–	–	–
4543	23	9	14	1	–	–	8	5	8	14	4	6	–	–	–	–	–	–
4611	4	12	21	–	–	2	4	7	12	–	5	7	–	–	–	–	–	–
4612	2	1	–	–	–	–	2	1	–	–	–	–	–	–	–	–	–	–
4613	5	9	4	–	–	–	2	7	2	3	2	2	–	–	–	–	–	–
4614	8	–	9	–	–	–	5	–	7	2	–	2	–	–	–	1	–	–
4615	4	–	–	1	–	–	2	–	–	1	–	–	–	–	–	–	–	–
4616	13	4	1	–	–	–	12	3	1	1	1	–	–	–	–	–	–	–
4617	17	18	17	–	1	3	13	11	8	4	6	6	–	–	–	–	–	–
4618	8	7	10	–	1	1	5	5	5	3	1	4	–	–	–	–	–	–
4619	10	18	19	–	–	–	6	14	12	3	4	7	1	–	–	–	–	–
4621	4	9	13	–	1	1	2	5	7	1	3	5	1	–	–	–	–	–
4622	24	29	32	3	3	1	15	21	18	6	5	13	–	–	–	–	–	–
4623	79	116	108	5	10	9	44	78	70	24	25	29	4	–	–	2	3	–
4631	94	103	95	1	3	3	66	82	67	26	18	25	1	–	–	–	–	–
4632	64	62	59	1	4	1	38	36	36	24	22	22	1	–	–	–	–	–
4633	227	270	252	9	11	14	131	194	172	76	61	65	9	1	–	2	3	1
4634	193	171	169	20	13	11	120	126	114	48	32	44	3	–	–	2	–	–
4635	718	614	589	134	100	106	438	430	362	136	83	117	8	1	2	2	–	2
4636	30	26	34	5	6	7	14	18	14	9	1	13	2	–	–	–	1	–
4637	170	191	215	6	10	9	99	149	163	60	29	42	5	–	–	–	3	1
4639	588	574	560	42	31	39	411	454	415	122	84	103	10	–	1	3	5	2
4641	50	47	39	3	3	4	30	30	26	14	14	9	2	–	–	1	–	–
4642	69	64	42	3	4	2	46	52	27	18	8	13	2	–	–	–	–	–
4643	27	19	15	–	1	1	20	15	12	6	3	2	1	–	–	–	–	–
4644	148	154	154	24	16	19	96	114	109	24	24	26	2	–	–	2	–	–
4645	114	118	102	21	19	13	70	78	68	21	20	21	1	–	–	1	1	–
4646	156	193	191	23	32	32	92	128	127	38	32	32	2	1	–	1	–	–
4647	165	125	119	5	7	5	122	90	88	37	28	26	1	–	–	–	–	–
4649	281	355	256	20	37	15	183	262	195	74	56	46	4	–	–	–	–	–
4651	53	48	61	2	2	4	34	33	49	15	13	8	2	–	–	–	–	–
4652	38	23	30	4	2	–	19	19	24	14	2	6	1	–	–	–	–	–
4661	163	148	140	33	8	13	96	113	100	30	27	25	4	–	–	–	–	2
4662	45	41	42	4	5	4	30	29	26	8	7	11	2	–	–	1	–	1
4663	217	155	145	17	10	17	136	119	95	60	24	33	3	–	–	1	2	–
4664	31	16	25	5	2	2	16	11	23	10	3	–	–	–	–	–	–	–
4665	34	27	28	2	3	2	21	22	12	10	2	13	1	–	–	–	–	1
4669	212	173	151	12	13	14	152	133	106	43	24	31	2	1	–	3	2	–
4671	102	66	66	5	1	2	58	51	49	36	13	14	2	–	–	1	1	1
4672	202	182	174	7	14	14	145	138	121	49	28	39	1	–	–	–	2	–
4673	50	59	38	5	7	1	33	39	27	11	13	9	1	–	–	–	–	1
4674	55	44	43	6	2	1	35	34	38	14	8	4	–	–	–	–	–	–
4679	260	253	180	30	18	17	166	189	137	57	46	26	5	–	–	2	–	–
4681	88	85	75	10	11	15	50	59	47	23	14	13	4	–	–	1	1	–
4682	139	136	129	25	29	21	83	96	90	26	11	18	3	–	–	2	–	–
4683	59	62	79	6	9	14	43	44	46	10	8	18	–	1	1	–	–	–
4684	89	80	71	5	9	14	64	58	47	20	12	10	–	–	–	–	1	–
4685	274	241	195	13	11	6	183	195	156	75	35	33	2	–	–	1	–	–
4686	207	196	172	10	9	6	146	156	132	50	31	32	1	–	1	–	–	1
4687	608	502	472	29	28	29	371	379	337	174	95	106	30	–	–	4	–	–
4689	259	194	213	19	10	26	152	136	140	74	46	45	10	1	1	4	1	1
4691	236	249	284	14	14	19	162	194	226	56	40	38	4	–	–	–	1	1
4692	16	14	26	3	2	2	9	9	17	3	3	6	1	–	–	–	–	1
4693	280	283	212	9	12	6	210	226	166	56	45	40	4	–	–	1	–	–
4711	8.049	7.773	7.950	266	309	306	6.346	6.169	6.274	1.371	1.279	1.361	56	2	2	10	14	7
4712	546	525	605	31	17	30	357	396	459	148	107	113	8	–	2	2	5	1
4713	542	574	469	25	39	24	397	449	352	103	82	92	16	2	–	1	2	1
4721	689	581	630	20	17	23	408	418	417	241	144	187	20	–	1	–	2	2
4722	495	479	625	16	13	5	329	380	493	141	85	126	6	–	–	3	1	1
4723	143	139	137	4	13	6	76	83	86	61	42	45	2	–	–	–	1	–
4724	151	155	150	9	9	1	105	119	117	35	27	31	2	–	–	–	–	1
4729	457	504	457	46	65	39	285	354	327	116	83	90	7	–	–	3	2	1
4731	777	743	720	35	41	42	434	524	513	285	171	162	17	2	1	6	5	2
4732	20	24	28	1	2	3	14	18	15	5	4	10	–	–	–	–	–	–
4741	141	109	94	9	4	6	70	62	57	55	41	31	6	1	–	1	1	–
4742	203	185	156	8	10	2	135	129	103	53	46	50	6	–	–	1	–	1
4743	295	234	209	16	13	9	191	184	151	77	36	48	8	–	1	3	1	–

Capítulo 49 - São Paulo

49.1 - Quantidade de acidentes do trabalho liquidados, por consequência, segundo a Classificação Nacional de Atividades Econômicas (CNAE), no estado de São Paulo - 2014/2016

(continuação)

CNAE	QUANTIDADE DE ACIDENTES DO TRABALHO LIQUIDADOS																	
	Total			Consequência														
				Assistência Médica			Menos de 15 dias			Mais de 15 dias			Incapacidade Permanente			Óbito		
	2014	2015	2016	2014	2015	2016	2014	2015	2016	2014	2015	2016	2014	2015	2016	2014	2015	2016
4744	2.895	2.431	2.269	133	92	93	1.668	1.767	1.496	1.000	553	665	83	5	5	11	14	10
4751	315	305	308	32	27	19	202	225	230	77	52	56	4	–	1	–	1	2
4752	144	138	121	9	7	9	83	105	79	49	25	33	2	1	–	1	–	–
4753	825	735	507	37	35	22	528	527	351	247	172	131	12	–	1	1	1	2
4754	549	456	407	29	31	27	304	325	263	196	97	114	18	3	1	2	–	2
4755	143	114	102	9	4	4	95	80	62	37	30	35	2	–	–	–	–	1
4756	8	5	10	1	–	–	3	4	6	3	1	3	1	–	1	–	–	–
4757	93	69	83	5	5	1	55	46	57	31	17	25	1	–	–	1	1	–
4759	206	236	201	13	15	6	101	162	139	89	58	55	3	–	–	–	1	1
4761	221	183	215	6	13	10	130	124	139	82	46	65	3	–	1	–	–	–
4762	5	2	1	1	–	–	2	2	1	2	–	–	–	–	–	–	–	–
4763	182	192	172	4	9	5	119	149	123	59	34	43	–	–	–	–	–	1
4771	800	823	838	140	108	189	450	570	506	202	142	140	8	–	1	–	3	2
4772	135	166	180	9	17	8	91	113	140	33	36	32	2	–	–	–	–	–
4773	32	23	30	–	2	3	22	16	20	9	5	7	1	–	–	–	–	–
4774	71	60	58	4	2	3	45	47	40	21	9	15	1	–	–	–	2	–
4781	1.147	1.019	922	86	66	56	753	758	672	295	191	189	8	–	–	5	4	5
4782	377	371	339	27	32	20	250	276	254	96	63	64	3	–	–	1	–	1
4783	43	39	25	1	2	–	25	34	19	17	3	6	–	–	–	–	–	–
4784	247	212	218	33	21	19	100	138	142	104	51	53	8	–	1	2	2	3
4785	33	28	27	–	3	2	17	21	15	16	4	10	–	–	–	–	–	–
4789	1.577	1.341	1.262	87	73	58	940	984	894	498	274	303	45	3	4	7	7	3
4911	132	122	77	65	54	40	47	57	26	16	11	11	3	–	–	1	–	–
4912	946	947	982	97	50	51	792	866	860	53	30	71	1	–	–	3	1	–
4921	1.441	1.468	1.415	26	56	31	869	966	885	470	429	478	64	6	4	12	11	17
4922	232	249	256	10	11	3	134	169	155	67	64	89	17	–	2	4	5	7
4923	27	23	17	–	–	–	13	18	8	12	5	7	2	–	–	–	–	2
4924	23	14	14	–	–	1	15	12	11	8	2	2	–	–	–	–	–	–
4929	275	243	230	30	36	11	145	148	149	78	54	65	16	1	1	6	4	4
4930	5.096	4.505	4.349	374	336	381	2.926	3.047	2.741	1.554	1.037	1.157	172	9	10	70	76	60
4940	30	25	17	22	18	10	8	7	5	–	–	2	–	–	–	–	–	–
4950	2	2	–	–	–	–	1	2	–	1	–	–	–	–	–	–	–	–
5011	4	1	2	–	–	–	3	1	2	1	–	–	–	–	–	–	–	–
5012	1	1	5	–	–	–	–	1	1	1	–	4	–	–	–	–	–	–
5021	12	3	–	1	–	–	6	3	–	3	–	–	2	–	–	–	–	–
5030	42	31	21	3	2	3	18	14	15	16	15	3	5	–	–	–	–	–
5091	1	4	1	–	1	1	–	2	–	–	1	–	1	–	–	–	–	–
5111	559	481	381	33	21	73	374	365	271	152	95	37	–	–	–	–	–	–
5112	27	27	16	–	1	1	3	6	12	23	19	3	1	–	–	–	1	–
5120	26	11	10	1	1	1	12	7	7	13	2	2	–	1	–	–	–	–
5211	730	787	714	50	114	118	474	521	475	178	144	118	19	–	–	9	8	3
5212	367	275	194	47	25	19	135	141	115	177	109	58	7	–	2	1	–	–
5221	285	273	274	24	25	16	214	189	205	42	56	50	4	–	–	1	3	3
5222	138	128	126	5	5	8	116	116	105	16	7	13	1	–	–	–	–	–
5223	265	261	313	5	13	13	136	180	202	117	66	96	4	1	1	3	1	1
5229	162	149	155	14	22	19	100	94	97	45	29	36	2	1	1	1	3	2
5231	350	321	319	78	75	57	194	208	199	60	36	63	14	–	–	4	2	–
5232	41	25	29	4	1	–	23	13	22	13	11	7	1	–	–	–	–	–
5239	16	9	9	2	–	–	12	7	5	1	2	4	1	–	–	–	–	–
5240	451	381	338	43	53	44	356	285	262	49	41	32	3	–	–	–	2	–
5250	328	292	246	43	34	34	217	210	165	59	47	44	8	1	–	1	–	3
5310	4.945	4.233	4.201	742	1.040	1.957	3.919	3.068	2.067	269	125	176	12	–	–	3	–	1
5320	614	466	449	9	17	8	298	298	286	285	148	152	16	1	1	6	2	2
5510	729	758	794	41	38	56	483	593	588	192	120	146	11	2	–	2	5	4
5590	27	22	23	3	1	2	12	13	15	12	8	6	–	–	–	–	–	–
5611	4.432	4.523	4.539	220	210	189	2.981	3.584	3.492	1.154	714	847	66	4	2	11	11	9
5612	19	22	21	1	4	–	16	13	15	2	5	6	–	–	–	–	–	–
5620	2.171	1.774	1.858	390	265	315	1.412	1.235	1.209	340	268	330	27	4	3	2	2	1
5811	58	31	41	2	3	6	42	24	29	13	4	6	1	–	–	–	–	–
5812	23	26	17	3	–	–	13	19	13	5	6	4	2	–	–	–	1	–
5813	10	7	2	–	–	–	4	6	2	5	1	–	1	–	–	–	–	–
5819	8	4	4	–	1	–	2	3	3	5	–	1	1	–	–	–	–	–
5821	113	77	56	12	8	4	81	59	44	16	10	8	4	–	–	–	–	–
5822	69	59	55	5	3	3	43	42	36	20	14	16	–	–	–	1	–	–
5823	28	26	14	3	3	–	17	19	13	8	4	1	–	–	–	–	–	–
5829	116	85	86	6	2	1	73	64	63	34	19	22	3	–	–	–	–	–
5911	19	15	20	–	3	2	10	9	15	9	3	2	–	–	–	–	–	1
5912	2	2	2	–	–	–	1	1	2	1	1	–	–	–	–	–	–	–
5913	2	2	2	–	–	–	2	2	2	–	–	–	–	–	–	–	–	–
5914	45	44	36	2	4	3	29	29	31	14	11	2	–	–	–	–	–	–
5920	3	4	–	–	–	–	3	4	–	–	–	–	–	–	–	–	–	–
6010	25	24	23	1	1	2	10	17	12	13	6	9	1	–	–	–	–	–
6021	238	221	201	64	54	52	97	106	100	70	59	48	7	–	1	–	2	–
6022	3	4	6	–	–	–	2	1	2	1	3	3	–	–	–	–	–	1
6110	157	166	158	8	7	10	110	116	112	36	42	36	3	–	–	–	1	–
6120	130	332	342	4	3	5	90	269	251	34	59	85	–	–	–	2	1	1
6130	3	2	4	–	–	–	1	2	4	2	–	–	–	–	–	–	–	–
6141	233	7	8	4	–	1	167	5	3	59	2	3	2	–	1	1	–	–
6143	7	25	17	–	–	1	6	16	13	1	9	3	–	–	–	–	–	–
6190	410	304	323	17	18	33	235	195	182	147	91	107	10	–	–	1	–	1
6201	666	383	266	20	18	10	98	147	117	545	218	138	2	–	–	1	–	1
6202	58	48	52	5	4	5	42	40	38	11	3	9	–	–	–	–	1	–
6203	72	76	56	5	3	4	50	65	39	17	8	13	–	–	–	–	–	–

Capítulo 49 - São Paulo

49.1 - Quantidade de acidentes do trabalho liquidados, por consequência, segundo a Classificação Nacional de Atividades Econômicas (CNAE), no estado de São Paulo - 2014/2016

(continuação)

CNAE	QUANTIDADE DE ACIDENTES DO TRABALHO LIQUIDADOS																	
	Total			Consequência														
				Assistência Médica			Menos de 15 dias			Mais de 15 dias			Incapacidade Permanente			Óbito		
	2014	2015	2016	2014	2015	2016	2014	2015	2016	2014	2015	2016	2014	2015	2016	2014	2015	2016
6204	146	131	144	9	6	9	97	99	108	38	26	25	1	–	–	1	–	2
6209	151	139	147	9	4	9	94	107	107	44	28	30	2	–	–	2	–	1
6311	164	148	120	17	11	12	87	102	79	58	34	29	2	1	–	–	–	–
6319	19	32	44	–	2	3	12	21	30	7	9	11	–	–	–	–	–	–
6391	4	1	1	–	–	–	3	1	1	1	–	–	–	–	–	–	–	–
6399	20	16	16	–	2	1	12	12	12	4	2	3	4	–	–	–	–	–
6410	1	–	–	–	–	–	1	–	–	–	–	–	–	–	–	–	–	–
6421	200	220	119	118	103	55	65	104	55	16	13	9	1	–	–	–	–	–
6422	1.874	1.889	1.661	258	250	99	1.299	1.405	1.311	289	228	244	26	2	5	2	4	2
6423	124	166	122	13	28	7	88	98	80	20	39	35	3	–	–	–	1	–
6424	27	34	38	2	5	2	20	27	30	5	2	6	–	–	–	–	–	–
6431	6	13	10	–	–	–	5	10	8	1	3	2	–	–	–	–	–	–
6432	3	2	2	2	2	1	1	–	1	–	–	–	–	–	–	–	–	–
6434	2	1	5	–	–	–	1	1	5	1	–	–	–	–	–	–	–	–
6435	3	–	–	–	–	–	–	–	–	3	–	–	–	–	–	–	–	–
6436	12	12	17	2	2	–	6	10	15	4	–	2	–	–	–	–	–	–
6437	–	1	1	–	–	–	–	1	1	–	–	–	–	–	–	–	–	–
6450	–	1	3	–	–	–	–	1	2	–	–	1	–	–	–	–	–	–
6461	1	–	–	–	–	–	1	–	–	–	–	–	–	–	–	–	–	–
6462	89	101	83	11	16	9	54	68	62	20	16	11	3	–	–	1	1	1
6463	19	14	28	1	–	–	11	13	20	7	1	8	–	–	–	–	–	–
6470	–	–	5	–	–	–	–	–	5	–	–	–	–	–	–	–	–	–
6491	5	2	12	1	–	–	2	2	8	2	–	4	–	–	–	–	–	–
6493	40	29	49	9	2	4	25	21	35	5	6	10	–	–	–	1	–	–
6499	3	5	4	–	1	1	3	4	3	–	–	–	–	–	–	–	–	–
6511	35	37	37	4	4	3	25	31	29	6	2	5	–	–	–	–	–	–
6512	92	87	123	3	7	7	60	55	88	28	23	28	–	–	–	1	2	–
6520	9	11	6	–	2	–	4	9	3	4	–	3	1	–	–	–	–	–
6530	–	1	–	–	–	–	–	1	–	–	–	–	–	–	–	–	–	–
6541	13	9	13	2	1	–	11	8	10	–	–	3	–	–	–	–	–	–
6542	8	12	10	1	–	–	5	10	10	2	2	–	–	–	–	–	–	–
6550	623	735	709	246	292	305	315	387	351	57	56	53	4	–	–	1	–	–
6611	10	12	5	–	–	–	5	1	1	5	11	4	–	–	–	–	–	–
6612	19	23	27	–	3	1	10	16	20	8	4	5	1	–	–	–	–	1
6613	30	20	8	1	2	1	12	14	5	16	4	2	1	–	–	–	–	–
6619	59	57	33	3	2	2	41	49	26	15	6	5	–	–	–	–	–	–
6621	8	9	7	–	–	1	2	7	6	6	2	–	–	–	–	–	–	–
6622	64	59	76	3	2	6	39	38	51	22	19	17	–	–	1	–	–	1
6629	14	24	7	2	–	1	12	16	5	–	8	1	–	–	–	–	–	–
6630	31	31	13	–	1	–	–	–	8	31	30	5	–	–	–	–	–	–
6810	235	256	245	13	12	15	155	197	186	58	45	41	5	–	–	4	2	3
6821	104	93	107	8	7	3	67	74	77	26	12	26	3	–	–	–	–	1
6822	109	102	124	6	7	5	67	78	98	34	16	21	1	–	–	1	1	–
6911	120	128	117	8	11	7	75	98	86	36	18	24	–	–	–	1	1	–
6912	37	32	32	2	3	1	24	25	28	11	4	3	–	–	–	–	–	–
6920	556	504	535	48	40	36	392	389	402	110	74	95	3	–	2	3	1	–
7010	7	7	4	–	–	1	6	–	2	1	7	1	–	–	–	–	–	–
7020	202	216	240	24	26	41	129	160	170	44	30	29	4	–	–	1	–	–
7111	16	13	12	3	1	–	8	9	9	5	3	3	–	–	–	–	–	–
7112	923	821	704	90	112	99	632	580	485	179	123	119	15	1	–	7	5	1
7119	132	86	67	9	9	3	86	63	56	34	13	8	3	–	–	–	1	–
7120	86	86	109	10	11	14	64	65	78	12	9	16	–	–	–	–	1	1
7210	198	147	113	89	53	25	94	85	73	15	8	15	–	–	–	–	1	–
7220	8	9	5	–	1	–	2	2	2	6	6	3	–	–	–	–	–	–
7311	60	37	40	–	–	5	20	19	24	40	18	11	–	–	–	–	–	–
7312	12	19	20	1	3	1	6	14	13	5	2	6	–	–	–	–	–	–
7319	125	146	136	5	6	9	67	105	98	48	34	29	5	–	–	–	1	–
7320	53	29	14	4	–	1	23	23	11	26	6	1	–	–	–	–	–	1
7410	11	20	21	1	2	1	7	17	15	3	1	5	–	–	–	–	–	–
7420	57	77	68	3	–	4	22	21	32	30	56	32	2	–	–	–	–	–
7490	152	173	224	14	18	15	111	131	174	24	24	33	1	–	–	2	–	2
7500	18	24	26	–	4	–	13	18	23	5	2	3	–	–	–	–	–	–
7711	105	127	125	6	11	20	69	81	74	27	34	31	3	1	–	–	–	–
7719	37	18	19	1	1	4	21	14	11	13	3	4	2	–	–	–	–	–
7721	2	6	2	–	–	–	–	5	2	2	1	–	–	–	–	–	–	–
7722	11	21	8	–	–	–	5	16	7	6	5	–	–	–	–	–	–	1
7723	10	11	8	–	–	1	5	8	6	5	3	1	–	–	–	–	–	–
7729	44	50	42	2	4	1	30	36	28	12	10	11	–	–	–	–	–	2
7731	9	6	6	–	–	–	4	5	4	4	1	2	1	–	–	–	–	–
7732	337	361	327	21	38	35	216	252	212	88	69	78	11	1	1	1	1	1
7733	37	33	40	4	5	4	21	21	29	12	7	7	–	–	–	–	–	–
7739	292	255	231	27	37	29	181	177	153	74	39	48	8	1	–	2	1	1
7740	16	17	24	2	2	1	9	14	20	5	1	3	–	–	–	–	–	–
7810	123	133	122	4	10	9	77	91	80	37	32	32	5	–	–	–	–	1
7820	1.041	820	759	66	48	42	694	558	483	241	208	230	39	5	1	1	1	3
7830	213	203	175	16	13	14	131	133	89	57	57	71	9	–	–	–	–	1
7911	78	81	75	4	3	2	49	63	50	22	15	23	3	–	–	–	–	–
7912	1	2	2	–	–	–	1	1	1	–	1	1	–	–	–	–	–	–
7990	4	3	6	–	1	–	4	1	4	–	1	2	–	–	–	–	–	–
8011	1.135	1.146	1.103	58	58	60	553	639	577	462	425	451	51	2	3	11	22	12
8012	402	398	416	22	13	22	248	296	304	123	82	88	6	–	–	3	7	2
8020	175	175	180	18	19	13	91	106	117	62	47	47	1	–	2	3	3	1
8030	48	52	27	–	–	–	–	–	2	44	52	25	4	–	–	–	–	–

Capítulo 49 - São Paulo

49.1 - Quantidade de acidentes do trabalho liquidados, por consequência, segundo a Classificação Nacional de Atividades Econômicas (CNAE), no estado de São Paulo - 2014/2016

(conclusão)

CNAE	QUANTIDADE DE ACIDENTES DO TRABALHO LIQUIDADOS																	
	Total			Consequência														
				Assistência Médica			Menos de 15 dias			Mais de 15 dias			Incapacidade Permanente			Óbito		
	2014	2015	2016	2014	2015	2016	2014	2015	2016	2014	2015	2016	2014	2015	2016	2014	2015	2016
8111	629	666	736	63	51	55	391	459	470	158	152	207	13	–	2	4	4	2
8112	1.370	1.364	1.411	79	84	109	870	1.026	1.024	382	243	270	34	1	2	5	10	6
8121	2.217	2.252	2.210	288	275	235	1.437	1.339	1.251	425	633	721	61	1	1	6	4	2
8122	92	154	142	3	15	6	67	95	88	19	43	47	2	1	1	1	–	–
8129	686	606	681	97	126	148	494	392	445	86	80	87	5	1	–	4	7	1
8130	133	154	152	10	7	22	70	112	96	45	33	33	5	1	1	3	1	–
8211	528	583	550	47	70	49	336	384	364	133	128	135	7	1	1	5	–	1
8219	233	196	217	26	27	21	146	134	152	59	32	42	2	1	–	–	2	2
8220	969	1.065	1.033	51	39	57	671	712	680	240	310	296	6	1	–	1	3	–
8230	73	102	99	4	3	6	44	76	65	22	23	28	2	–	–	1	–	–
8291	268	185	147	19	8	5	89	102	98	155	75	44	4	–	–	1	–	–
8292	146	142	110	18	16	15	85	102	69	37	24	26	5	–	–	1	–	–
8299	1.079	915	937	112	95	108	693	620	628	244	194	198	26	1	–	4	5	3
8411	7.058	7.428	6.995	1.187	1.128	1.186	4.752	5.086	4.676	1.005	1.195	1.113	102	8	8	12	11	12
8412	54	74	62	23	24	19	25	43	39	6	7	4	–	–	–	–	–	–
8413	87	51	70	13	11	8	69	39	61	5	1	1	–	–	–	–	–	–
8422	6	12	5	2	3	2	3	6	3	1	3	–	–	–	–	–	–	–
8423	25	19	12	1	3	2	14	13	8	10	3	2	–	–	–	–	–	–
8424	10	13	16	2	–	4	3	10	11	5	3	1	–	–	–	–	–	–
8430	33	36	24	9	18	13	20	17	10	4	1	1	–	–	–	–	–	–
8511	1.361	1.017	850	25	54	51	208	328	367	1.114	634	432	14	–	–	–	1	–
8512	277	306	312	16	20	23	179	231	227	77	55	62	4	–	–	1	–	–
8513	572	494	580	41	46	46	336	363	438	185	85	93	9	–	–	1	–	3
8520	159	180	214	5	14	24	123	138	155	31	28	35	–	–	–	–	–	–
8531	551	854	738	85	71	57	355	325	289	106	457	391	5	–	–	–	1	1
8532	798	912	891	294	355	311	423	502	517	78	55	63	1	–	–	2	–	–
8533	65	83	69	2	9	7	54	62	53	9	12	9	–	–	–	–	–	–
8541	45	53	60	2	2	7	31	41	43	11	9	10	1	–	–	–	1	–
8542	7	4	8	–	–	1	–	3	4	7	1	3	–	–	–	–	–	–
8550	52	61	100	7	15	56	37	37	37	6	9	7	1	–	–	1	–	–
8591	9	7	17	–	–	–	7	6	12	1	1	5	–	–	–	1	–	–
8592	26	18	16	2	2	–	19	10	13	5	6	3	–	–	–	–	–	–
8593	50	56	60	2	3	7	30	37	44	17	16	9	–	–	–	1	–	–
8599	692	725	655	62	54	47	496	586	510	125	85	95	7	–	1	2	–	2
8610	21.282	21.136	20.292	9.894	9.637	9.156	10.401	9.823	9.364	912	1.674	1.760	67	1	4	8	1	8
8621	38	71	88	10	9	16	19	52	58	8	10	14	1	–	–	–	–	–
8622	35	25	14	6	5	2	22	13	10	7	6	2	–	–	–	–	1	–
8630	1.484	2.096	2.576	589	794	1.006	804	1.164	1.381	87	136	188	4	–	–	–	2	1
8640	1.565	1.812	1.680	592	721	662	827	977	901	142	112	116	4	–	–	–	2	1
8650	261	258	226	77	86	68	157	155	131	23	17	27	4	–	–	–	–	–
8660	153	224	240	84	109	106	60	98	109	8	17	24	1	–	–	–	–	1
8690	1.683	1.521	1.742	765	678	797	828	743	859	86	100	84	4	–	–	–	–	2
8711	324	336	304	78	55	49	176	225	200	66	56	54	4	–	1	–	–	–
8712	32	48	46	5	6	4	20	34	33	6	8	9	1	–	–	–	–	–
8720	214	272	247	115	159	112	89	95	117	10	18	18	–	–	–	–	–	–
8730	262	213	215	87	61	56	145	127	140	25	24	19	5	1	–	–	–	–
8800	847	923	823	85	101	69	644	717	634	114	104	120	4	–	–	–	1	–
9001	43	28	22	1	4	1	26	17	11	14	7	10	2	–	–	–	–	–
9002	2	1	–	–	–	–	1	1	–	1	–	–	–	–	–	–	–	–
9003	1	–	5	–	–	–	1	–	5	–	–	–	–	–	–	–	–	–
9101	–	2	–	–	–	–	–	2	–	–	–	–	–	–	–	–	–	–
9102	1	1	4	–	–	–	1	1	3	–	–	1	–	–	–	–	–	–
9103	39	36	30	1	–	1	32	34	26	6	2	2	–	–	–	–	–	1
9200	–	2	–	–	–	–	–	2	–	–	–	–	–	–	–	–	–	–
9311	5	10	7	1	–	2	2	7	5	2	3	–	–	–	–	–	–	–
9312	369	357	398	26	24	26	227	255	305	101	75	67	14	1	–	1	2	–
9313	97	104	114	5	8	4	57	76	81	32	19	27	2	–	–	1	1	2
9319	60	32	36	3	1	3	40	22	26	16	9	7	1	–	–	–	–	–
9321	142	107	61	66	32	8	61	70	44	15	5	9	–	–	–	–	–	–
9329	94	88	69	16	3	1	60	68	49	17	17	18	1	–	–	–	–	1
9411	48	36	54	1	3	4	40	26	33	7	7	17	–	–	–	–	–	–
9412	73	76	73	7	5	9	44	51	40	13	20	24	9	–	–	–	–	–
9420	125	163	146	10	14	12	76	117	94	31	30	37	8	2	2	–	–	1
9430	1.110	1.071	986	126	129	110	735	798	711	222	140	164	25	3	1	2	1	–
9491	244	420	289	16	23	16	165	254	203	61	50	57	2	91	13	–	2	–
9492	416	146	86	1	–	–	2	1	2	413	145	84	–	–	–	–	–	–
9493	31	54	44	4	–	4	24	43	29	3	10	11	–	–	–	–	1	–
9499	324	354	421	38	62	74	229	246	289	53	45	55	3	1	1	1	–	2
9511	88	85	67	5	5	4	59	57	45	22	23	18	1	–	–	1	–	–
9512	55	49	72	2	3	8	40	40	56	13	6	8	–	–	–	–	–	–
9521	81	64	66	3	3	4	44	50	45	30	11	16	4	–	–	–	–	1
9529	121	78	81	1	2	1	80	49	56	37	25	24	2	2	–	1	–	–
9601	294	240	292	43	29	50	181	165	186	65	45	56	4	1	–	1	–	–
9602	74	59	83	5	6	7	46	41	59	23	12	16	–	–	–	–	–	1
9603	72	94	98	8	7	10	37	58	70	24	28	18	3	–	–	–	1	–
9609	59	44	51	3	–	7	27	36	27	28	8	17	1	–	–	–	–	–
9700	18	19	24	1	–	1	16	19	21	1	–	2	–	–	–	–	–	–
9900	5	6	3	–	–	–	4	5	3	1	1	–	–	–	–	–	–	–
Ignorado	27.523	15.524	15.021	68	68	57	637	611	597	25.989	11.207	11.509	812	3.629	2.847	17	9	11

Fonte: DATAPREV, CAT, SUB.

Nota: Os dados são preliminares, estando sujeitos a correções.

Capítulo 49 - São Paulo

49.2 - Quantidade mensal de acidentes do trabalho liquidados, por consequência, no estado de São Paulo - 2014/2016

MESES	QUANTIDADE DE ACIDENTES DO TRABALHO LIQUIDADOS																	
	Total			Consequência														
				Assistência Médica			Menos de 15 dias			Mais de 15 dias			Incapacidade Permanente			Óbito		
	2014	2015	2016	2014	2015	2016	2014	2015	2016	2014	2015	2016	2014	2015	2016	2014	2015	2016
TOTAL	**247.446**	**215.688**	**202.433**	**35.745**	**33.898**	**32.995**	**133.443**	**132.943**	**119.520**	**73.045**	**44.220**	**46.312**	**4.517**	**3.946**	**3.066**	**696**	**681**	**540**
Janeiro	20.876	18.422	15.801	2.981	2.765	2.634	10.751	10.288	8.992	6.653	4.847	3.909	434	474	222	57	48	44
Fevereiro	20.773	17.699	16.556	2.943	2.684	2.679	11.117	10.405	9.439	6.157	4.147	4.107	492	411	296	64	52	35
Março	21.044	19.765	18.456	2.998	3.066	2.917	11.263	12.438	10.548	6.338	3.694	4.623	385	502	319	60	65	49
Abril	20.177	17.291	17.094	2.968	2.861	2.731	10.650	10.281	10.075	6.152	3.691	3.976	340	391	270	67	67	42
Maio	21.290	18.269	17.408	2.965	2.865	2.861	11.199	11.396	9.972	6.659	3.541	4.214	403	397	310	64	70	51
Junho	18.934	17.718	17.872	2.721	2.734	2.932	9.892	11.160	10.459	5.932	3.372	4.148	333	406	287	56	46	46
Julho	21.161	18.624	16.831	3.058	2.809	2.708	11.155	11.678	10.083	6.497	3.740	3.745	395	337	233	56	60	62
Agosto	21.821	19.338	18.839	3.220	3.027	3.054	11.657	12.125	11.287	6.452	3.845	4.191	415	283	267	77	58	40
Setembro	22.553	18.531	16.744	3.274	3.031	2.685	12.523	11.679	10.052	6.317	3.551	3.700	393	210	269	46	60	38
Outubro	22.684	18.250	16.522	3.144	2.847	2.752	12.723	11.775	9.932	6.396	3.358	3.558	367	215	229	54	55	51
Novembro	19.255	16.753	15.634	2.909	2.711	2.658	10.845	10.622	9.506	5.155	3.197	3.226	304	171	204	42	52	40
Dezembro	16.878	15.028	14.676	2.564	2.498	2.384	9.668	9.096	9.175	4.337	3.237	2.915	256	149	160	53	48	42

Fonte: DATAPREV, CAT, SUB.
Nota: Os dados são preliminares, estando sujeitos a correções.

DISTRIBUIÇÃO DE ACIDENTES DO TRABALHO LIQUIDADOS, POR CONSEQUÊNCIA, NO ESTADO DE SÃO PAULO - 2016

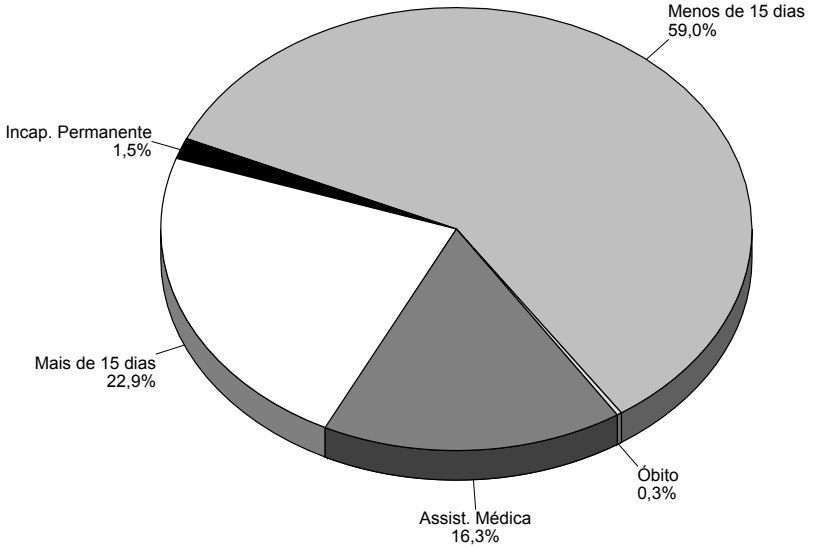

Fonte: DATAPREV, CAT, SUB.

Capítulo 50 - Paraná

50.1 - Quantidade de acidentes do trabalho liquidados, por consequência, segundo a Classificação Nacional de Atividades Econômicas (CNAE), no estado do Paraná - 2014/2016

(continua)

CNAE	QUANTIDADE DE ACIDENTES DO TRABALHO LIQUIDADOS																	
	Total			Consequência														
				Assistência Médica			Menos de 15 dias			Mais de 15 dias			Incapacidade Permanente			Óbito		
	2014	2015	2016	2014	2015	2016	2014	2015	2016	2014	2015	2016	2014	2015	2016	2014	2015	2016
TOTAL	**54.487**	**49.080**	**44.345**	**7.344**	**7.082**	**6.643**	**27.159**	**28.977**	**24.952**	**18.466**	**11.886**	**11.714**	**1.287**	**923**	**842**	**231**	**212**	**194**
0111	120	63	45	22	1	–	57	45	29	38	15	15	1	–	–	2	2	1
0112	41	16	6	–	–	–	2	1	2	39	15	4	–	–	–	–	–	–
0113	101	140	202	2	–	6	78	123	172	12	14	18	8	–	–	1	3	6
0114	–	1	–	–	–	–	–	–	–	–	1	–	–	–	–	–	–	–
0115	80	72	70	–	2	1	58	62	51	20	8	18	1	–	–	1	–	–
0116	5	4	2	–	–	–	5	4	–	–	–	2	–	–	–	–	–	–
0119	20	21	29	–	–	–	16	19	22	4	2	7	–	–	–	–	–	–
0121	555	157	134	1	–	1	17	12	16	536	145	117	–	–	–	1	–	–
0122	4	3	6	–	–	–	2	1	4	1	2	2	1	–	–	–	–	–
0131	8	6	8	–	–	–	5	3	4	3	2	3	–	1	1	–	–	–
0132	1	3	1	–	–	–	1	2	–	–	–	1	–	1	–	–	–	–
0133	13	8	12	–	–	–	10	8	8	3	–	4	–	–	–	–	–	–
0134	20	11	3	–	–	–	3	5	–	15	5	3	2	1	–	–	–	–
0135	–	3	1	–	–	–	–	–	–	–	–	–	–	3	1	–	–	–
0139	45	14	9	–	–	1	9	5	6	36	8	1	–	–	–	–	1	1
0141	42	73	61	2	3	2	32	61	44	8	7	12	–	2	3	–	–	–
0142	1	1	–	–	–	–	–	1	–	1	–	–	–	–	–	–	–	–
0151	55	33	44	–	1	–	42	20	26	12	8	16	–	4	2	1	–	–
0152	3	3	4	–	–	–	2	3	3	1	–	1	–	–	–	–	–	–
0153	–	–	2	–	–	–	–	–	–	–	–	1	–	–	1	–	–	–
0154	46	41	62	4	5	4	36	32	47	5	4	9	1	–	–	–	–	2
0155	197	194	192	5	14	30	161	155	132	30	24	28	1	–	–	–	1	2
0159	1	2	1	–	–	–	–	2	1	1	–	–	–	–	–	–	–	–
0161	325	323	326	5	3	4	279	279	284	29	35	27	9	6	10	3	–	1
0162	34	41	41	–	–	2	21	23	21	9	10	10	4	6	8	–	2	–
0163	17	15	8	1	4	1	12	7	3	4	4	4	–	–	–	–	–	–
0210	125	127	110	37	16	13	48	81	57	38	27	40	2	–	–	–	3	–
0220	4	4	1	–	–	–	4	3	1	–	–	–	–	–	–	–	1	–
0230	81	129	129	44	52	70	17	52	43	19	23	16	1	–	–	–	2	–
0312	3	–	–	–	–	–	–	–	–	3	–	–	–	–	–	–	–	–
0322	3	1	2	–	–	–	3	1	1	–	–	1	–	–	–	–	–	–
0500	1	2	1	–	–	–	–	1	–	1	1	1	–	–	–	–	–	–
0724	8	5	4	–	–	–	1	2	2	6	3	2	1	–	–	–	–	–
0810	94	89	57	10	8	3	44	63	40	29	17	14	6	–	–	5	1	–
0891	17	10	7	1	–	–	13	9	5	2	1	2	1	–	–	–	–	–
0892	1	–	–	–	–	–	–	–	–	1	–	–	–	–	–	–	–	–
0899	16	21	8	–	1	–	11	17	5	5	2	3	–	–	–	–	1	–
0910	3	–	1	1	–	–	2	–	–	–	–	1	–	–	–	–	–	–
0990	5	5	3	–	1	1	5	4	2	–	–	–	–	–	–	–	–	–
1011	165	141	124	31	10	5	96	93	84	29	38	35	9	–	–	–	–	–
1012	2.883	2.885	2.387	541	699	723	1.667	1.751	1.312	622	430	346	48	–	–	5	5	6
1013	140	146	165	12	7	3	94	113	130	33	26	32	1	–	–	–	–	–
1020	24	29	24	2	–	–	11	16	16	11	13	8	–	–	–	–	–	–
1031	12	16	19	1	–	2	3	12	11	8	4	6	–	–	–	–	–	–
1032	44	30	18	3	–	3	37	30	11	4	–	3	–	–	–	–	–	1
1033	16	11	11	4	3	1	4	5	8	8	2	1	–	1	–	–	–	1
1041	85	128	105	10	26	15	58	86	71	15	16	18	2	–	–	–	–	1
1042	6	3	5	–	–	–	3	3	4	3	–	1	–	–	–	–	–	–
1043	16	26	14	7	9	6	5	15	6	4	2	2	–	–	–	–	–	–
1051	59	81	65	1	3	3	39	56	40	19	21	21	–	–	–	–	1	1
1052	152	147	135	14	10	8	100	113	103	34	23	23	4	–	–	–	1	1
1053	13	19	8	1	2	–	8	11	4	4	6	4	–	–	–	–	–	–
1061	14	22	21	–	1	–	8	13	15	6	8	6	–	–	–	–	–	–
1062	107	111	93	24	18	18	66	71	61	12	19	13	5	1	–	–	2	1
1063	57	31	51	–	1	1	42	19	31	15	10	17	–	–	–	–	1	2
1064	37	18	31	–	3	8	23	13	15	12	2	6	2	–	–	–	–	2
1065	68	96	94	7	7	16	37	71	57	19	16	21	4	–	–	1	2	–
1066	210	252	234	21	36	36	128	179	145	52	35	51	6	–	–	3	2	2
1069	81	58	59	11	10	15	41	40	31	24	8	11	3	–	–	2	–	2
1071	484	428	379	1	3	4	289	322	249	158	101	125	34	–	–	2	2	1
1072	28	19	39	–	–	1	19	17	31	7	2	7	2	–	–	–	–	–
1081	8	16	17	–	–	–	5	5	7	3	11	10	–	–	–	–	–	–
1082	75	70	83	23	20	18	40	41	52	11	9	13	1	–	–	–	–	–
1091	148	165	178	11	9	6	85	118	123	50	38	49	2	–	–	–	–	–
1092	74	84	81	24	27	39	28	46	29	20	11	13	1	–	–	1	–	–
1093	161	94	68	12	9	7	86	58	44	59	27	16	4	–	–	–	–	1
1094	77	93	77	21	30	22	40	42	34	16	21	21	–	–	–	–	–	–
1095	5	4	9	–	–	2	2	2	5	3	2	2	–	–	–	–	–	–
1096	6	13	13	–	–	1	5	5	8	1	8	4	–	–	–	–	–	–
1099	216	198	172	41	34	30	121	120	91	48	44	51	4	–	–	2	–	–
1111	5	3	3	–	–	–	–	1	2	5	2	1	–	–	–	–	–	–
1112	7	5	2	–	–	–	3	5	2	4	–	–	–	–	–	–	–	–
1113	50	64	58	20	19	14	25	38	32	5	6	12	–	–	–	–	1	–
1121	5	10	13	–	1	–	5	7	10	–	2	3	–	–	–	–	–	–
1122	140	115	68	56	49	30	68	58	36	14	7	2	2	–	–	–	1	–

Capítulo 50 - Paraná

50.1 - Quantidade de acidentes do trabalho liquidados, por consequência, segundo a Classificação Nacional de Atividades Econômicas (CNAE), no estado do Paraná - 2014/2016

(continuação)

CNAE	QUANTIDADE DE ACIDENTES DO TRABALHO LIQUIDADOS																	
	Total			Consequência														
				Assistência Médica			Menos de 15 dias			Mais de 15 dias			Incapacidade Permanente			Óbito		
	2014	2015	2016	2014	2015	2016	2014	2015	2016	2014	2015	2016	2014	2015	2016	2014	2015	2016
1210	4	5	3	–	2	–	2	3	3	1	–	–	1	–	–	–	–	–
1220	1	2	5	–	–	–	1	–	3	–	2	2	–	–	–	–	–	–
1311	58	60	33	–	–	–	47	44	24	10	15	8	1	1	–	–	–	1
1312	8	5	8	–	–	–	6	4	6	2	1	2	–	–	–	–	–	–
1313	8	4	6	–	–	–	7	2	5	1	2	1	–	–	–	–	–	–
1314	5	4	3	–	–	–	5	4	1	–	–	2	–	–	–	–	–	–
1321	2	1	1	–	–	–	–	–	1	1	1	–	1	–	–	–	–	–
1323	19	22	42	–	2	5	9	16	29	10	4	8	–	–	–	–	–	–
1330	6	4	1	–	–	–	3	–	–	3	4	1	–	–	–	–	–	–
1340	44	26	30	–	–	1	24	17	22	19	9	6	1	–	–	–	–	1
1351	9	4	6	–	–	–	8	4	4	1	–	2	–	–	–	–	–	–
1352	2	7	2	–	–	–	1	7	2	1	–	–	–	–	–	–	–	–
1353	5	3	7	–	–	–	5	3	7	–	–	–	–	–	–	–	–	–
1354	36	43	40	2	1	7	20	27	25	11	15	8	3	–	–	–	–	–
1359	22	24	17	–	1	1	20	19	12	1	4	4	1	–	–	–	–	–
1411	34	31	27	6	1	1	18	21	19	8	9	7	2	–	–	–	–	–
1412	380	337	251	10	12	9	251	229	155	99	89	83	19	6	4	1	1	–
1413	13	18	12	1	3	1	9	9	9	3	6	2	–	–	–	–	–	–
1414	22	21	13	2	2	–	12	12	7	7	7	6	1	–	–	–	–	–
1422	3	2	3	–	–	–	1	1	3	2	1	–	–	–	–	–	–	–
1510	105	70	78	1	–	1	78	54	63	18	15	13	8	1	1	–	–	–
1521	21	26	19	4	2	2	14	23	15	3	1	2	–	–	–	–	–	–
1529	8	9	6	1	–	–	6	9	3	–	–	3	1	–	–	–	–	–
1531	53	39	38	–	–	–	34	23	20	17	16	17	2	–	–	–	–	1
1533	5	1	4	–	–	1	5	1	3	–	–	–	–	–	–	–	–	–
1539	–	1	5	–	–	–	–	1	5	–	–	–	–	–	–	–	–	–
1540	2	2	–	–	–	–	1	1	–	–	1	–	1	–	–	–	–	–
1610	557	500	452	72	65	56	264	298	255	190	135	136	26	–	1	5	2	4
1621	356	295	258	56	42	51	162	178	116	119	73	90	16	1	1	3	1	–
1622	61	26	45	2	1	–	25	16	26	32	9	19	2	–	–	–	–	–
1623	91	47	64	1	–	–	63	35	42	23	12	22	4	–	–	–	–	–
1629	106	104	82	2	5	3	67	72	46	34	27	33	2	–	–	1	–	–
1710	32	88	109	2	33	32	21	41	56	9	13	21	–	–	–	–	1	–
1721	218	242	207	78	84	84	97	125	96	38	32	26	5	1	–	–	–	1
1722	23	18	6	1	–	–	11	17	2	11	1	4	–	–	–	–	–	–
1731	73	90	64	17	12	20	37	60	31	16	18	13	3	–	–	–	–	–
1732	3	2	–	–	–	–	–	2	–	3	–	–	–	–	–	–	–	–
1733	23	14	12	–	–	–	14	11	7	7	3	5	2	–	–	–	–	–
1741	100	83	50	17	11	–	60	53	39	22	19	11	1	–	–	–	–	–
1742	51	33	32	16	4	2	25	24	25	8	5	5	2	–	–	–	–	–
1749	33	69	54	2	3	1	19	29	24	12	37	28	–	–	–	–	–	1
1811	27	29	24	2	4	2	17	22	19	7	3	3	1	–	–	–	–	–
1812	33	16	10	1	1	2	4	10	8	28	5	–	–	–	–	–	–	–
1813	52	31	34	4	2	1	29	26	20	17	2	13	2	1	–	–	–	–
1821	18	11	6	1	2	2	12	5	3	5	4	1	–	–	–	–	–	–
1822	12	3	4	–	–	1	8	2	3	3	1	–	1	–	–	–	–	–
1830	1	–	–	–	–	–	1	–	–	–	–	–	–	–	–	–	–	–
1910	2	5	1	–	–	–	–	–	–	2	5	1	–	–	–	–	–	–
1921	58	38	37	23	24	20	27	12	15	8	2	2	–	–	–	–	–	–
1922	3	2	1	–	–	–	2	2	–	1	–	–	–	–	1	–	–	–
1931	187	203	170	1	1	–	113	135	115	53	64	51	17	–	2	3	3	2
1932	6	8	–	1	–	–	5	6	–	–	2	–	–	–	–	–	–	–
2011	2	1	–	–	–	–	2	1	–	–	–	–	–	–	–	–	–	–
2012	–	1	–	–	1	–	–	–	–	–	–	–	–	–	–	–	–	–
2013	189	197	141	40	37	31	124	144	94	19	16	15	3	–	–	3	–	1
2014	3	7	–	–	1	–	3	4	–	–	1	–	–	–	–	–	1	–
2019	4	5	10	–	1	1	2	4	9	1	–	–	–	–	–	1	–	–
2021	5	–	–	–	–	–	1	–	–	2	–	–	2	–	–	–	–	–
2022	9	10	11	–	1	–	9	9	10	–	–	1	–	–	–	–	–	–
2029	25	27	23	1	1	2	18	23	17	5	1	4	1	–	–	–	2	–
2031	7	1	1	–	–	1	4	–	–	3	1	–	–	–	–	–	–	–
2032	9	7	10	–	–	1	7	6	8	1	1	1	–	–	–	1	–	–
2033	1	3	4	–	–	1	1	3	3	–	–	–	–	–	–	–	–	–
2040	1	2	–	–	–	–	1	2	–	–	–	–	–	–	–	–	–	–
2051	20	12	12	–	–	1	8	4	3	10	8	8	2	–	–	–	–	–
2052	2	2	3	–	–	–	1	2	3	1	–	–	–	–	–	–	–	–
2061	17	24	13	2	–	–	10	21	8	5	3	5	–	–	–	–	–	–
2062	13	7	11	1	–	1	9	7	10	3	–	–	–	–	–	–	–	–
2063	48	35	38	6	4	5	36	29	28	6	2	5	–	–	–	–	–	–
2071	38	32	33	1	–	1	26	25	27	9	6	5	2	1	–	–	–	–
2072	1	–	–	–	–	–	1	–	–	–	–	–	–	–	–	–	–	–
2073	11	1	4	–	–	–	9	1	4	2	–	–	–	–	–	–	–	–
2091	9	4	11	–	–	–	6	3	10	3	1	1	–	–	–	–	–	–
2092	45	37	41	5	5	9	32	30	23	8	2	8	–	–	–	–	–	1
2093	16	5	8	–	–	1	10	5	7	5	–	–	1	–	–	–	–	–
2094	1	1	–	–	–	–	1	1	–	–	–	–	–	–	–	–	–	–

Capítulo 50 - Paraná

50.1 - Quantidade de acidentes do trabalho liquidados, por consequência, segundo a Classificação Nacional de Atividades Econômicas (CNAE), no estado do Paraná - 2014/2016

(continuação)

CNAE	QUANTIDADE DE ACIDENTES DO TRABALHO LIQUIDADOS																	
	Total			Consequência														
				Assistência Médica			Menos de 15 dias			Mais de 15 dias			Incapacidade Permanente			Óbito		
	2014	2015	2016	2014	2015	2016	2014	2015	2016	2014	2015	2016	2014	2015	2016	2014	2015	2016
2099	105	98	81	22	24	11	71	66	58	11	8	11	1	–	–	–	–	1
2110	2	5	2	–	–	1	1	5	1	1	–	–	–	–	–	–	–	–
2121	63	99	71	3	9	4	40	85	59	15	5	8	4	–	–	1	–	–
2122	10	20	11	–	1	–	8	18	10	2	1	1	–	–	–	–	–	–
2123	2	–	–	2	–	–	–	–	–	–	–	–	–	–	–	–	–	–
2211	28	29	46	3	4	12	17	23	29	8	2	5	–	–	–	–	–	–
2212	34	37	38	1	2	1	18	29	28	15	6	9	–	–	–	–	–	–
2219	131	90	74	29	19	19	65	60	48	35	10	7	1	–	–	1	1	–
2221	27	34	15	1	2	1	15	21	13	11	10	1	–	–	–	–	1	–
2222	263	294	258	17	15	5	193	226	186	49	53	64	4	–	–	–	–	3
2223	15	8	9	2	–	–	9	8	7	3	–	2	1	–	–	–	–	–
2229	340	245	241	49	15	7	198	179	177	80	49	57	13	–	–	–	2	–
2311	149	104	89	11	15	15	115	76	67	20	13	7	–	–	–	3	–	–
2319	41	22	41	9	2	4	28	19	32	4	1	5	–	–	–	–	–	–
2320	48	34	24	28	22	10	14	9	11	5	3	3	1	–	–	–	–	–
2330	378	324	266	30	26	11	198	213	163	132	79	89	16	1	1	2	5	2
2341	–	1	2	–	–	–	–	1	–	–	–	1	–	–	1	–	–	–
2342	122	119	92	1	3	1	81	90	59	33	26	32	6	–	–	1	–	–
2349	25	34	20	–	–	–	16	29	16	9	5	4	–	–	–	–	–	–
2391	41	38	42	1	2	4	26	29	28	12	6	9	2	–	–	–	1	1
2392	19	14	15	–	–	–	12	11	10	5	3	5	1	–	–	1	–	–
2399	25	15	13	–	–	1	19	13	6	5	2	6	1	–	–	–	–	–
2412	3	–	–	–	–	–	1	–	–	2	–	–	–	–	–	–	–	–
2421	5	4	–	3	–	–	–	3	–	2	–	–	–	–	–	–	1	–
2422	2	1	1	–	–	1	–	–	–	2	1	–	–	–	–	–	–	–
2423	7	2	–	3	–	–	1	2	–	3	–	–	–	–	–	–	–	–
2424	24	10	19	1	1	1	18	9	13	5	–	5	–	–	–	–	–	–
2431	31	13	3	–	–	–	22	13	2	6	–	1	1	–	–	2	–	–
2439	3	6	2	–	–	–	3	5	2	–	1	–	–	–	–	–	–	–
2441	56	41	38	2	1	2	44	33	31	9	7	5	1	–	–	–	–	–
2443	1	4	2	–	–	1	1	4	–	–	–	1	–	–	–	–	–	–
2449	9	8	2	–	–	–	4	5	1	3	3	1	1	–	–	1	–	–
2451	48	37	40	2	3	1	37	27	27	6	7	12	3	–	–	–	–	–
2452	64	47	39	2	3	–	40	40	29	18	4	10	4	–	–	–	–	–
2511	190	158	141	13	7	14	116	125	103	57	26	24	2	–	–	2	–	–
2512	160	153	113	8	2	9	94	122	73	51	28	30	7	1	–	–	–	1
2513	30	29	30	3	2	–	23	23	21	4	4	9	–	–	–	–	–	–
2521	19	23	27	1	–	1	10	15	22	6	8	4	2	–	–	–	–	–
2522	12	15	2	–	–	–	–	4	–	11	11	2	1	–	–	–	–	–
2531	5	3	3	–	–	–	5	1	1	–	2	2	–	–	–	–	–	–
2532	59	80	54	4	1	–	39	64	46	16	14	8	–	–	–	–	1	–
2539	145	85	86	4	4	7	97	68	53	43	13	26	1	–	–	–	–	–
2542	73	82	50	–	4	2	48	54	31	22	24	17	2	–	–	1	–	–
2543	34	25	30	1	3	2	26	19	23	7	3	4	–	–	–	–	–	1
2550	1	1	–	1	1	–	–	–	–	–	–	–	–	–	–	–	–	–
2591	28	23	21	8	6	5	13	16	15	7	1	1	–	–	–	–	–	–
2592	46	42	30	2	1	–	30	29	23	14	11	7	–	–	–	–	1	–
2593	51	37	45	2	1	–	25	22	26	21	14	19	3	–	–	–	–	–
2599	223	194	151	18	20	15	152	141	110	46	32	25	7	–	1	–	1	–
2610	19	18	27	1	1	–	14	17	23	3	–	4	–	–	–	1	–	–
2621	56	40	16	6	7	5	41	31	10	9	2	1	–	–	–	–	–	–
2622	8	6	7	1	1	4	6	5	3	1	–	–	–	–	–	–	–	–
2631	7	5	9	–	–	–	6	5	9	1	–	–	–	–	–	–	–	–
2632	5	2	1	–	–	–	4	2	1	1	–	–	–	–	–	–	–	–
2640	20	30	10	2	1	–	11	24	9	6	5	1	1	–	–	–	–	–
2651	13	10	13	2	1	1	9	7	11	–	2	1	–	–	–	2	–	–
2652	1	1	–	–	–	–	1	1	–	–	–	–	–	–	–	–	–	–
2660	4	2	1	1	–	–	3	1	1	–	1	–	–	–	–	–	–	–
2670	–	–	1	–	–	–	–	–	1	–	–	–	–	–	–	–	–	–
2680	1	–	–	–	–	–	1	–	–	–	–	–	–	–	–	–	–	–
2710	43	33	44	–	–	1	31	24	33	12	9	10	–	–	–	–	–	–
2721	1	–	–	–	–	–	–	–	–	1	–	–	–	–	–	–	–	–
2722	78	62	64	2	1	1	46	47	41	27	13	22	1	–	–	2	1	–
2731	42	32	33	13	7	6	15	21	17	13	4	9	1	–	1	–	–	–
2732	17	2	5	2	–	–	13	2	4	2	–	1	–	–	–	–	–	–
2733	57	37	31	6	6	3	43	26	26	6	5	2	2	–	–	–	–	–
2740	15	18	14	1	1	–	12	17	11	1	–	3	1	–	–	–	–	–
2751	136	83	55	9	9	8	100	59	31	27	15	16	–	–	–	–	–	–
2759	14	15	7	3	4	–	10	11	6	1	–	1	–	–	–	–	–	–
2790	16	20	32	3	3	5	11	15	27	2	2	–	–	–	–	–	–	–
2811	8	12	7	–	–	–	4	8	4	4	4	3	–	–	–	–	–	–
2812	15	20	11	3	4	2	5	11	7	6	5	2	1	–	–	–	–	–
2813	16	18	18	–	–	–	9	10	11	7	8	7	–	–	–	–	–	–
2814	9	5	9	–	–	–	7	2	6	2	3	3	–	–	–	–	–	–
2815	17	9	6	5	1	–	10	4	5	2	4	1	–	–	–	–	–	–
2821	26	12	6	2	–	1	19	10	3	5	2	2	–	–	–	–	–	–
2822	63	45	29	11	5	1	36	31	25	15	9	2	1	–	–	–	–	1

Capítulo 50 - Paraná

50.1 - Quantidade de acidentes do trabalho liquidados, por consequência, segundo a Classificação Nacional de Atividades Econômicas (CNAE), no estado do Paraná - 2014/2016

(continuação)

CNAE	QUANTIDADE DE ACIDENTES DO TRABALHO LIQUIDADOS																	
	Total			Consequência														
				Assistência Médica			Menos de 15 dias			Mais de 15 dias			Incapacidade Permanente			Óbito		
	2014	2015	2016	2014	2015	2016	2014	2015	2016	2014	2015	2016	2014	2015	2016	2014	2015	2016
2823	102	95	73	–	2	1	84	72	56	16	20	15	–	–	–	2	1	1
2824	14	5	7	4	2	1	8	3	6	1	–	–	1	–	–	–	–	–
2825	3	7	3	1	1	–	1	5	1	1	1	2	–	–	–	–	–	–
2829	115	119	68	18	10	8	76	91	43	20	18	16	1	–	1	–	–	–
2831	83	34	42	47	23	14	29	10	27	6	1	1	–	–	–	1	–	–
2832	1	2	3	–	–	–	1	2	2	–	–	1	–	–	–	–	–	–
2833	195	186	147	8	2	5	133	149	107	50	33	34	3	2	–	1	–	1
2840	26	42	29	3	5	2	18	33	23	4	4	4	1	–	–	–	–	–
2851	33	64	76	26	44	54	6	17	17	1	3	5	–	–	–	–	–	–
2852	5	5	1	–	1	–	4	4	1	1	–	–	–	–	–	–	–	–
2853	16	12	6	6	3	3	10	9	3	–	–	–	–	–	–	–	–	–
2854	6	10	5	1	–	–	3	7	2	1	3	3	1	–	–	–	–	–
2861	9	12	3	–	2	–	6	8	2	3	2	1	–	–	–	–	–	–
2862	47	41	35	2	3	2	29	34	26	14	4	7	2	–	–	–	–	–
2863	5	5	5	–	–	–	4	4	5	1	1	–	–	–	–	–	–	–
2865	8	18	7	1	5	2	5	11	4	1	2	1	1	–	–	–	–	–
2866	15	6	5	–	1	–	12	4	3	3	1	1	–	–	–	–	–	1
2869	73	91	68	13	9	5	43	73	54	16	9	9	1	–	–	–	–	–
2910	259	229	227	168	153	174	70	74	52	9	2	1	12	–	–	–	–	–
2920	178	104	69	100	63	48	60	39	20	16	2	1	–	–	–	2	–	–
2930	233	277	175	4	6	12	154	236	135	68	32	28	6	–	–	1	3	–
2941	356	292	188	160	96	19	148	169	148	44	26	21	4	1	–	–	–	–
2942	4	5	2	–	–	–	4	5	2	–	–	–	–	–	–	–	–	–
2944	41	34	41	5	2	6	25	20	24	10	12	10	–	–	–	1	–	1
2945	32	33	27	5	1	1	22	12	7	4	20	19	–	–	–	1	–	–
2949	290	203	202	68	34	34	181	150	137	36	19	29	3	–	–	2	–	2
2950	18	20	11	2	2	1	13	15	9	1	3	1	2	–	–	–	–	–
3011	2	5	2	–	–	–	2	3	–	–	2	2	–	–	–	–	–	–
3012	5	1	2	–	1	1	3	–	1	2	–	–	–	–	–	–	–	–
3032	–	–	1	–	–	–	–	–	1	–	–	–	–	–	–	–	–	–
3091	8	4	7	–	–	–	2	3	2	6	1	5	–	–	–	–	–	–
3092	9	32	13	–	5	–	7	23	13	2	4	–	–	–	–	–	–	–
3099	4	3	2	–	1	–	1	2	1	2	–	1	1	–	–	–	–	–
3101	572	513	453	19	13	13	303	346	277	225	149	158	24	5	3	1	–	2
3102	165	111	75	8	12	14	112	78	41	43	20	20	2	–	–	–	1	–
3103	15	33	19	–	1	–	8	16	11	6	16	8	1	–	–	–	–	–
3104	50	43	45	–	–	2	39	30	28	7	12	14	4	–	–	–	1	1
3211	1	6	4	–	–	–	–	4	4	1	1	–	–	–	–	–	1	–
3212	1	1	1	–	–	–	1	1	1	–	–	–	–	–	–	–	–	–
3220	–	2	–	–	–	–	–	1	–	–	1	–	–	–	–	–	–	–
3230	26	18	10	–	–	–	10	3	4	15	15	6	1	–	–	–	–	–
3240	36	24	20	–	2	1	27	19	15	9	3	3	–	–	–	–	–	1
3250	56	79	70	6	12	8	41	59	50	8	8	11	1	–	1	–	–	–
3291	27	18	16	–	4	3	19	6	9	8	8	3	–	–	1	–	–	–
3292	58	41	13	–	1	–	45	27	12	8	13	1	3	–	–	2	–	–
3299	70	71	50	1	2	3	47	60	42	22	9	5	–	–	–	–	–	–
3311	15	12	12	3	1	–	10	10	9	2	1	3	–	–	–	–	–	–
3312	3	4	6	1	–	1	2	4	3	–	–	2	–	–	–	–	–	–
3313	10	5	8	–	–	2	8	3	4	2	2	2	–	–	–	–	–	–
3314	75	79	75	15	13	14	42	54	42	15	12	19	2	–	–	1	–	–
3315	13	8	6	4	3	1	4	3	4	5	2	1	–	–	–	–	–	–
3316	3	–	1	1	–	–	2	–	1	–	–	–	–	–	–	–	–	–
3317	2	4	1	1	–	–	1	4	1	–	–	–	–	–	–	–	–	–
3319	10	15	10	–	–	–	5	7	5	5	8	5	–	–	–	–	–	–
3321	23	28	29	1	3	–	12	21	19	9	4	8	–	–	1	1	–	1
3329	10	8	11	–	–	1	6	6	6	4	2	4	–	–	–	–	–	–
3511	100	90	66	16	22	16	63	57	42	17	10	8	2	–	–	2	1	–
3512	12	9	11	–	–	3	11	7	6	1	2	2	–	–	–	–	–	–
3513	1	–	–	–	–	–	–	–	–	1	–	–	–	–	–	–	–	–
3514	164	161	140	13	20	18	127	131	105	24	9	17	–	–	–	–	1	–
3520	4	2	3	1	1	1	3	1	2	–	–	–	–	–	–	–	–	–
3600	560	436	505	158	88	176	364	329	312	32	19	16	5	–	–	1	–	1
3701	4	10	1	–	–	–	3	9	1	1	1	–	–	–	–	–	–	–
3702	18	10	11	6	4	2	9	5	8	2	1	1	–	–	–	1	–	–
3811	441	322	318	89	48	54	305	253	222	42	19	41	3	1	–	2	1	1
3812	3	2	8	–	1	1	3	1	6	–	–	1	–	–	–	–	–	–
3821	26	42	47	2	6	8	18	34	35	4	2	4	2	–	–	–	–	–
3822	17	21	11	6	8	7	10	11	4	1	2	–	–	–	–	–	–	–
3831	35	24	20	3	–	1	21	21	15	10	2	4	1	–	–	–	1	–
3832	31	27	30	–	3	2	21	19	18	8	5	10	2	–	–	–	–	–
3839	34	50	48	13	17	10	11	26	29	5	7	9	5	–	–	–	–	–
3900	4	1	4	1	1	–	2	–	4	1	–	–	–	–	–	–	–	–
4110	276	377	278	10	14	38	188	294	171	66	61	66	11	3	2	1	5	1
4120	1.278	1.089	881	87	57	55	838	819	600	294	204	215	53	–	6	6	9	5
4211	317	327	329	26	49	58	212	221	230	67	51	39	9	–	–	3	6	2
4212	80	49	82	8	9	15	59	31	56	11	8	11	2	–	–	–	1	–

Capítulo 50 - Paraná

50.1 - Quantidade de acidentes do trabalho liquidados, por consequência, segundo a Classificação Nacional de Atividades Econômicas (CNAE), no estado do Paraná - 2014/2016

(continuação)

CNAE	QUANTIDADE DE ACIDENTES DO TRABALHO LIQUIDADOS																	
	Total			Consequência														
				Assistência Médica			Menos de 15 dias			Mais de 15 dias			Incapacidade Permanente			Óbito		
	2014	2015	2016	2014	2015	2016	2014	2015	2016	2014	2015	2016	2014	2015	2016	2014	2015	2016
4213	43	35	44	2	–	–	33	31	32	8	4	11	–	–	–	–	–	1
4221	276	232	140	34	13	11	128	135	83	106	80	46	3	–	–	5	4	–
4222	35	40	35	2	2	2	26	27	23	5	11	9	2	–	1	–	–	–
4223	20	15	9	2	2	–	18	12	9	–	1	–	–	–	–	–	–	–
4291	3	10	2	1	2	–	1	6	2	1	2	–	–	–	–	–	–	–
4292	47	129	72	9	43	17	21	63	35	14	23	19	3	–	–	–	–	1
4299	104	39	43	10	6	2	72	26	31	19	7	10	2	–	–	1	–	–
4311	2	7	3	–	1	–	1	5	2	1	1	1	–	–	–	–	–	–
4312	3	3	2	–	–	–	2	1	1	1	2	1	–	–	–	–	–	–
4313	76	47	51	4	2	3	46	33	35	18	10	12	4	2	–	4	–	1
4319	1	–	3	–	–	2	–	–	1	1	–	–	–	–	–	–	–	–
4321	161	163	170	15	18	18	95	112	114	47	30	36	4	–	–	–	3	2
4322	61	43	26	2	1	–	40	35	19	17	7	6	1	–	1	1	–	–
4329	22	23	34	2	–	–	12	18	28	6	5	4	1	–	–	1	–	2
4330	141	104	96	8	10	7	72	70	60	42	23	29	14	–	–	5	1	–
4391	61	54	22	1	1	–	48	46	17	9	7	5	1	–	–	2	–	–
4399	198	155	154	6	4	6	122	114	102	56	36	46	13	1	–	1	–	–
4511	271	220	218	9	14	12	206	164	166	51	39	38	4	1	–	1	2	2
4512	11	4	1	–	–	–	1	–	–	10	4	1	–	–	–	–	–	–
4520	191	170	182	10	10	15	92	125	108	82	35	58	7	–	1	–	–	–
4530	407	328	351	13	12	17	215	235	231	162	80	98	15	–	–	2	1	5
4541	46	53	55	–	1	1	24	25	29	20	27	25	2	–	–	–	–	–
4542	2	–	–	–	–	–	–	–	–	1	–	–	1	–	–	–	–	–
4543	4	4	5	–	–	–	1	2	3	3	2	2	–	–	–	–	–	–
4611	2	1	–	–	–	–	1	–	–	1	1	–	–	–	–	–	–	–
4612	1	3	10	–	–	–	–	1	9	1	2	1	–	–	–	–	–	–
4613	–	–	1	–	–	–	–	–	1	–	–	–	–	–	–	–	–	–
4614	6	2	1	5	–	–	1	2	1	–	–	–	–	–	–	–	–	–
4615	2	–	–	–	–	–	1	–	–	–	–	–	1	–	–	–	–	–
4616	1	3	2	–	–	–	–	3	2	1	–	–	–	–	–	–	–	–
4617	4	5	2	–	–	–	2	4	2	2	1	–	–	–	–	–	–	–
4618	2	1	1	–	–	–	1	1	1	1	–	–	–	–	–	–	–	–
4619	11	6	4	1	–	1	4	4	2	4	2	1	2	–	–	–	–	–
4621	1	4	4	–	–	–	–	2	2	1	2	2	–	–	–	–	–	–
4622	44	37	42	9	6	2	24	27	24	9	4	16	2	–	–	–	–	–
4623	294	280	240	22	37	26	190	199	158	69	42	53	10	–	1	3	2	2
4631	12	8	8	1	–	–	8	7	7	3	1	1	–	–	–	–	–	–
4632	168	162	155	32	35	23	73	96	101	53	28	29	5	1	–	5	2	2
4633	24	35	48	–	2	1	15	25	29	8	8	16	1	–	–	–	–	2
4634	63	52	62	3	2	1	49	31	50	8	17	11	3	1	–	–	1	–
4635	180	146	154	23	27	44	123	101	94	32	18	16	2	–	–	–	–	–
4636	4	2	3	1	–	1	3	1	2	–	1	–	–	–	–	–	–	–
4637	39	37	41	1	2	–	22	25	29	15	10	11	1	–	–	–	–	1
4639	64	59	56	2	–	5	40	44	38	20	13	12	–	–	–	2	2	1
4641	14	11	9	–	2	3	11	9	3	3	–	3	–	–	–	–	–	–
4642	24	23	9	2	–	3	13	20	5	8	3	1	1	–	–	–	–	–
4643	1	–	–	–	–	–	–	–	–	1	–	–	–	–	–	–	–	–
4644	9	13	17	–	–	1	6	11	13	3	2	3	–	–	–	–	–	–
4645	12	20	13	2	2	–	8	16	10	1	2	3	1	–	–	–	–	–
4646	11	14	17	3	3	5	6	10	9	2	1	3	–	–	–	–	–	–
4647	9	14	4	–	1	–	8	12	2	1	1	2	–	–	–	–	–	–
4649	41	55	42	6	4	1	26	31	27	5	18	14	2	–	–	2	2	–
4651	10	13	15	–	1	2	8	11	12	2	1	1	–	–	–	–	–	–
4652	10	13	7	–	–	–	9	10	4	1	3	3	–	–	–	–	–	–
4661	87	74	96	7	5	26	62	62	56	18	7	14	–	–	–	–	–	–
4662	8	4	5	–	1	–	5	2	3	2	1	2	1	–	–	–	–	–
4663	25	42	35	2	1	2	17	36	24	6	5	9	–	–	–	–	–	–
4664	2	1	3	–	–	1	2	1	1	–	–	1	–	–	–	–	–	–
4665	12	9	5	–	–	1	10	8	3	2	1	1	–	–	–	–	–	–
4669	23	23	20	–	–	–	16	16	15	7	7	5	–	–	–	–	–	–
4671	46	47	46	1	–	2	20	34	26	18	11	18	6	–	–	1	2	–
4672	36	20	25	3	2	1	21	16	19	10	2	5	2	–	–	–	–	–
4673	10	11	11	–	1	1	8	9	8	2	1	2	–	–	–	–	–	–
4674	1	1	5	1	–	–	–	–	5	–	1	–	–	–	–	–	–	–
4679	95	88	82	6	4	1	68	73	68	16	11	13	5	–	–	–	–	–
4681	17	29	25	1	2	1	8	21	16	7	6	8	–	–	–	1	–	–
4682	38	58	30	13	30	5	21	23	22	4	5	3	–	–	–	–	–	–
4683	50	42	77	1	6	8	34	30	58	15	5	11	–	1	–	–	–	–
4684	36	31	28	–	2	–	29	26	21	5	2	6	1	–	–	1	1	1
4685	36	38	29	7	7	4	21	25	15	8	6	10	–	–	–	–	–	–
4686	23	15	15	1	2	–	15	11	13	5	2	2	1	–	–	1	–	–
4687	102	64	47	3	1	2	65	45	32	30	17	13	4	–	–	–	1	–
4689	41	39	35	–	2	3	34	30	23	7	6	9	–	1	–	–	–	–
4691	56	88	92	2	3	–	49	63	74	4	22	18	1	–	–	–	–	–
4692	25	33	33	–	–	2	17	27	23	7	6	8	1	–	–	–	–	–
4693	49	58	36	1	2	–	36	50	32	12	6	4	–	–	–	–	–	–
4711	1.642	1.802	1.458	53	63	51	1.313	1.487	1.138	260	244	264	15	2	–	1	6	5

Capítulo 50 - Paraná

50.1 - Quantidade de acidentes do trabalho liquidados, por consequência, segundo a Classificação Nacional de Atividades Econômicas (CNAE), no estado do Paraná - 2014/2016

(continuação)

CNAE	QUANTIDADE DE ACIDENTES DO TRABALHO LIQUIDADOS																	
	Total			Consequência														
				Assistência Médica			Menos de 15 dias			Mais de 15 dias			Incapacidade Permanente			Óbito		
	2014	2015	2016	2014	2015	2016	2014	2015	2016	2014	2015	2016	2014	2015	2016	2014	2015	2016
4712	113	113	100	6	4	1	63	85	76	36	23	22	8	–	1	–	1	–
4713	70	64	67	–	5	–	60	51	52	8	8	14	1	–	–	1	–	1
4721	108	91	102	3	1	5	68	69	69	33	20	28	4	1	–	–	–	–
4722	43	44	53	3	1	2	25	36	38	13	7	11	2	–	–	–	–	2
4723	38	28	31	–	1	2	19	21	20	14	6	9	5	–	–	–	–	–
4724	11	14	13	–	–	–	7	11	11	3	3	2	1	–	–	–	–	–
4729	103	88	90	6	7	3	64	62	59	31	19	27	2	–	–	–	–	1
4731	166	160	157	7	6	8	88	113	102	67	39	44	4	–	–	–	2	3
4732	7	12	4	–	–	–	7	8	3	–	4	1	–	–	–	–	–	–
4741	24	32	28	–	1	1	13	22	16	10	8	11	1	–	–	–	1	–
4742	62	53	54	3	1	4	38	42	39	14	10	9	5	–	–	2	–	2
4743	54	58	43	–	3	2	32	37	27	20	15	14	2	1	–	–	2	–
4744	527	461	393	18	26	17	292	302	265	191	131	111	22	–	–	4	2	–
4751	41	47	47	2	1	3	26	36	35	13	9	9	–	–	–	–	1	–
4752	27	25	24	1	–	1	13	22	21	11	3	1	–	–	–	2	–	1
4753	152	133	79	7	6	4	96	97	65	46	27	9	–	–	–	3	3	1
4754	144	106	112	3	6	7	94	79	75	42	21	29	5	–	–	–	–	1
4755	25	14	20	2	–	1	16	11	15	7	3	4	–	–	–	–	–	–
4757	28	24	18	4	1	1	9	19	11	12	4	6	2	–	–	1	–	–
4759	43	51	52	1	4	–	22	34	41	20	13	9	–	–	–	–	–	2
4761	42	44	35	1	1	2	23	36	23	17	7	10	1	–	–	–	–	–
4762	–	–	1	–	–	–	–	–	1	–	–	–	–	–	–	–	–	–
4763	32	27	23	3	–	2	16	22	17	12	4	4	–	–	–	1	1	–
4771	193	172	173	15	32	22	138	111	107	39	26	42	1	–	–	–	3	2
4772	22	34	32	2	1	7	14	28	19	5	5	6	1	–	–	–	–	–
4773	17	9	6	1	–	–	16	7	5	–	2	1	–	–	–	–	–	–
4774	10	8	9	–	–	–	8	7	8	2	1	1	–	–	–	–	–	–
4781	150	142	149	16	19	7	94	93	102	35	29	38	4	1	2	1	–	–
4782	64	69	79	5	6	5	43	50	50	15	13	24	1	–	–	–	–	–
4783	8	8	9	–	–	1	4	6	7	4	2	1	–	–	–	–	–	–
4784	56	46	35	1	2	1	26	23	22	25	19	11	3	–	–	1	2	1
4785	5	1	5	–	–	–	3	1	4	2	–	1	–	–	–	–	–	–
4789	230	210	185	13	13	8	124	153	135	85	44	39	7	–	2	1	–	1
4911	93	90	58	50	43	35	36	43	18	7	3	5	–	–	–	–	1	–
4921	193	211	175	3	8	3	118	148	124	56	52	48	15	1	–	1	2	–
4922	75	67	68	2	2	3	47	48	45	20	16	17	4	–	–	2	1	3
4923	5	6	2	–	2	1	2	2	1	3	2	–	–	–	–	–	–	–
4924	6	5	8	–	–	–	4	3	4	2	2	4	–	–	–	–	–	–
4929	32	44	33	1	5	1	19	27	19	11	11	12	1	–	–	–	1	1
4930	1.236	1.253	1.179	96	88	61	689	886	791	382	249	303	42	2	3	27	28	21
4940	5	7	5	5	7	2	–	–	3	–	–	–	–	–	–	–	–	–
5012	–	1	–	–	–	–	–	–	–	–	1	–	–	–	–	–	–	–
5021	2	–	–	–	–	–	2	–	–	–	–	–	–	–	–	–	–	–
5030	6	6	4	–	–	1	1	3	3	5	3	–	–	–	–	–	–	–
5091	6	2	3	–	–	–	5	–	3	–	2	–	1	–	–	–	–	–
5099	–	–	1	–	–	–	–	–	1	–	–	–	–	–	–	–	–	–
5111	63	44	14	1	1	–	29	15	11	33	26	3	–	–	–	–	2	–
5112	6	1	1	–	–	–	2	1	1	4	–	–	–	–	–	–	–	–
5120	4	5	2	–	1	–	4	4	2	–	–	–	–	–	–	–	–	–
5211	171	150	156	19	9	11	113	123	123	35	17	22	3	1	–	1	–	–
5212	68	50	32	5	5	2	20	23	17	42	22	13	1	–	–	–	–	–
5221	91	80	54	19	6	9	59	67	38	10	5	5	1	–	–	2	2	2
5223	25	31	36	2	–	–	19	29	29	4	2	7	–	–	–	–	–	–
5229	29	18	17	1	1	–	19	12	13	7	5	3	2	–	–	–	–	1
5231	98	110	111	19	30	24	65	73	80	11	7	7	2	–	–	1	–	–
5232	2	1	1	–	–	–	–	–	1	2	1	–	–	–	–	–	–	–
5239	2	1	–	–	–	–	2	1	–	–	–	–	–	–	–	–	–	–
5240	37	27	29	–	–	2	31	25	23	5	2	4	1	–	–	–	–	–
5250	44	34	17	5	8	1	34	20	16	5	5	–	–	1	–	–	–	–
5310	959	1.065	1.179	411	313	383	507	742	761	36	10	32	3	–	2	2	–	1
5320	93	68	81	1	1	–	45	50	53	43	16	27	3	–	–	1	1	1
5510	229	296	242	36	50	28	143	205	169	45	38	44	4	2	–	1	1	1
5590	3	2	4	–	–	1	–	–	2	2	2	1	1	–	–	–	–	–
5611	741	661	830	31	29	26	510	522	654	180	109	145	20	–	3	–	1	2
5612	2	2	–	–	–	–	2	2	–	–	–	–	–	–	–	–	–	–
5620	454	419	424	56	49	44	339	312	324	50	57	56	8	1	–	1	–	–
5811	5	5	7	4	1	–	–	3	5	1	1	2	–	–	–	–	–	–
5812	–	1	–	–	–	–	–	1	–	–	–	–	–	–	–	–	–	–
5813	–	2	–	–	–	–	–	1	–	–	–	–	–	–	–	–	1	–
5819	7	11	8	3	2	3	3	9	5	1	–	–	–	–	–	–	–	–
5821	38	17	16	3	2	1	33	14	14	2	1	1	–	–	–	–	–	–
5822	27	26	13	3	2	–	21	23	10	3	1	2	–	–	–	–	–	1
5823	–	1	2	–	–	–	–	1	1	–	–	1	–	–	–	–	–	–
5829	43	39	34	1	–	1	31	38	27	8	1	6	3	–	–	–	–	–
5911	1	3	–	–	1	–	1	1	–	–	1	–	–	–	–	–	–	–
5912	–	1	–	–	–	–	–	1	–	–	–	–	–	–	–	–	–	–

Capítulo 50 - Paraná

50.1 - Quantidade de acidentes do trabalho liquidados, por consequência, segundo a Classificação Nacional de Atividades Econômicas (CNAE), no estado do Paraná - 2014/2016

(continuação)

CNAE	QUANTIDADE DE ACIDENTES DO TRABALHO LIQUIDADOS																	
	Total			Consequência														
				Assistência Médica			Menos de 15 dias			Mais de 15 dias			Incapacidade Permanente			Óbito		
	2014	2015	2016	2014	2015	2016	2014	2015	2016	2014	2015	2016	2014	2015	2016	2014	2015	2016
5914	5	4	7	1	–	–	3	4	6	1	–	1	–	–	–	–	–	–
6010	10	4	4	1	–	–	–	3	4	9	1	–	–	–	–	–	–	–
6021	16	25	16	–	3	2	10	17	10	6	5	4	–	–	–	–	–	–
6022	–	–	1	–	–	–	–	–	–	–	–	1	–	–	–	–	–	–
6110	99	100	132	3	6	55	81	81	67	14	13	10	1	–	–	–	–	–
6120	16	15	11	2	1	–	10	10	10	3	3	1	–	–	–	1	1	–
6130	–	–	1	–	–	–	–	–	1	–	–	–	–	–	–	–	–	–
6141	10	1	2	–	–	–	6	–	2	4	1	–	–	–	–	–	–	–
6142	–	1	–	–	–	–	–	1	–	–	–	–	–	–	–	–	–	–
6143	–	–	1	–	–	1	–	–	–	–	–	–	–	–	–	–	–	–
6190	20	21	33	1	–	1	12	15	24	5	6	8	2	–	–	–	–	–
6201	105	39	23	1	2	3	9	10	8	95	27	12	–	–	–	–	–	–
6202	10	11	6	2	1	1	5	9	4	3	1	1	–	–	–	–	–	–
6203	14	20	21	1	5	4	10	13	14	3	2	3	–	–	–	–	–	–
6204	11	8	8	1	–	1	10	8	5	–	–	2	–	–	–	–	–	–
6209	22	36	28	1	4	–	18	26	22	3	5	5	–	–	–	–	1	1
6311	24	15	21	3	2	5	16	10	11	5	3	5	–	–	–	–	–	–
6319	–	1	–	–	–	–	–	–	–	–	1	–	–	–	–	–	–	–
6399	3	–	1	1	–	–	1	–	1	1	–	–	–	–	–	–	–	–
6421	92	89	79	70	64	38	18	20	34	4	4	7	–	–	–	–	1	–
6422	378	349	220	21	14	7	263	274	173	82	60	40	12	1	–	–	–	–
6423	18	17	32	2	1	6	14	16	23	2	–	3	–	–	–	–	–	–
6424	17	17	16	1	–	1	12	13	11	2	4	3	1	–	–	1	–	1
6431	–	4	–	–	2	–	–	1	–	–	1	–	–	–	–	–	–	–
6433	1	–	–	–	–	–	1	–	–	–	–	–	–	–	–	–	–	–
6434	1	–	–	–	–	–	1	–	–	–	–	–	–	–	–	–	–	–
6436	3	–	4	–	–	–	2	–	4	1	–	–	–	–	–	–	–	–
6461	2	6	1	–	1	–	1	5	1	1	–	–	–	–	–	–	–	–
6462	57	23	22	4	3	3	42	14	17	10	5	2	1	–	–	–	1	–
6463	–	1	2	–	–	–	–	1	2	–	–	–	–	–	–	–	–	–
6492	–	3	1	–	–	–	–	3	1	–	–	–	–	–	–	–	–	–
6493	2	1	1	–	–	–	2	1	1	–	–	–	–	–	–	–	–	–
6499	3	–	–	2	–	–	1	–	–	–	–	–	–	–	–	–	–	–
6511	8	8	6	1	–	–	5	8	5	2	–	1	–	–	–	–	–	–
6512	–	2	–	–	1	–	–	–	–	–	1	–	–	–	–	–	–	–
6541	–	1	–	–	–	–	–	1	–	–	–	–	–	–	–	–	–	–
6550	58	62	73	5	18	27	48	40	41	5	4	5	–	–	–	–	–	–
6611	–	1	–	–	–	–	–	–	–	–	1	–	–	–	–	–	–	–
6612	4	3	1	–	–	–	4	2	1	–	1	–	–	–	–	–	–	–
6613	8	8	1	–	–	–	–	1	1	8	7	–	–	–	–	–	–	–
6619	2	3	3	–	–	–	2	2	1	–	1	2	–	–	–	–	–	–
6622	4	9	5	1	1	–	1	7	3	2	1	2	–	–	–	–	–	–
6629	4	1	1	–	–	–	3	1	1	1	–	–	–	–	–	–	–	–
6630	10	4	1	–	–	–	2	–	–	8	4	1	–	–	–	–	–	–
6810	40	38	35	1	4	2	29	28	21	8	6	10	2	–	–	–	–	2
6821	26	18	21	–	1	–	12	14	10	10	3	11	4	–	–	–	–	–
6822	10	12	27	2	–	1	6	9	18	2	3	8	–	–	–	–	–	–
6911	21	29	26	2	1	–	14	25	21	4	3	5	1	–	–	–	–	–
6912	7	5	4	1	–	–	5	4	4	1	1	–	–	–	–	–	–	–
6920	59	81	79	1	5	6	38	56	57	19	20	15	–	–	–	1	–	1
7010	2	1	2	–	–	–	1	–	–	1	1	2	–	–	–	–	–	–
7020	30	24	22	1	3	2	21	19	16	6	2	4	–	–	–	2	–	–
7111	4	1	2	–	–	–	1	1	2	3	–	–	–	–	–	–	–	–
7112	115	136	138	13	7	5	69	109	111	30	19	22	3	–	–	–	1	–
7119	7	4	9	2	2	1	3	2	3	1	–	5	1	–	–	–	–	–
7120	17	18	22	1	–	4	14	16	14	2	2	4	–	–	–	–	–	–
7210	24	19	30	5	4	7	16	13	19	3	2	4	–	–	–	–	–	–
7220	2	5	2	1	1	–	1	3	2	–	1	–	–	–	–	–	–	–
7311	12	11	5	–	–	–	1	1	3	11	10	2	–	–	–	–	–	–
7312	11	12	9	1	–	–	5	11	7	5	1	2	–	–	–	–	–	–
7319	18	20	16	1	1	3	11	15	12	5	4	1	1	–	–	–	–	–
7320	2	–	3	–	–	–	1	–	3	1	–	–	–	–	–	–	–	–
7410	2	5	1	–	–	–	2	3	1	–	2	–	–	–	–	–	–	–
7420	13	7	2	1	–	–	3	2	2	8	5	–	1	–	–	–	–	–
7490	12	8	8	3	1	4	5	2	3	3	4	1	1	1	–	–	–	–
7500	3	7	3	–	1	–	3	6	2	–	–	1	–	–	–	–	–	–
7711	28	20	16	3	2	1	18	16	12	5	2	3	1	–	–	1	–	–
7719	2	5	2	–	–	–	2	5	2	–	–	–	–	–	–	–	–	–
7721	1	–	1	–	–	–	1	–	–	–	–	1	–	–	–	–	–	–
7722	1	1	–	–	–	–	–	1	–	1	–	–	–	–	–	–	–	–
7723	2	10	4	–	–	–	1	8	2	1	1	2	–	1	–	–	–	–
7729	8	4	5	–	–	–	4	4	4	2	–	1	2	–	–	–	–	–
7731	1	2	2	–	–	–	–	1	1	1	1	1	–	–	–	–	–	–
7732	49	37	49	1	1	5	38	28	35	10	7	8	–	–	1	–	1	–
7733	5	2	9	–	–	3	2	1	6	3	1	–	–	–	–	–	–	–
7739	48	66	37	10	4	1	30	51	27	7	11	9	1	–	–	–	–	–
7740	9	4	6	4	–	–	4	4	6	1	–	–	–	–	–	–	–	–
7810	22	21	18	–	–	–	18	15	14	1	6	4	1	–	–	2	–	–
7820	197	230	145	19	9	8	128	173	82	40	44	54	6	2	1	4	2	–
7830	52	51	64	3	4	1	37	34	40	10	13	22	2	–	–	–	–	1
7911	14	17	13	2	1	–	12	13	12	–	3	1	–	–	–	–	–	–
7912	1	1	1	–	–	–	1	1	1	–	–	–	–	–	–	–	–	–
7990	1	5	3	–	–	–	1	3	3	–	2	–	–	–	–	–	–	–
8011	308	249	220	26	14	5	179	170	134	91	63	78	10	–	–	2	2	3
8012	96	116	108	4	2	3	76	81	69	15	33	36	1	–	–	–	–	–
8020	60	77	72	4	3	1	37	58	48	17	16	22	1	–	–	1	–	1

Capítulo 50 - Paraná

50.1 - Quantidade de acidentes do trabalho liquidados, por consequência, segundo a Classificação Nacional de Atividades Econômicas (CNAE), no estado do Paraná - 2014/2016

(conclusão)

CNAE	QUANTIDADE DE ACIDENTES DO TRABALHO LIQUIDADOS																	
	Total			Consequência														
				Assistência Médica			Menos de 15 dias			Mais de 15 dias			Incapacidade Permanente			Óbito		
	2014	2015	2016	2014	2015	2016	2014	2015	2016	2014	2015	2016	2014	2015	2016	2014	2015	2016
8030	12	6	10	–	–	–	–	–	–	11	6	10	1	–	–	–	–	–
8111	87	81	69	3	6	4	62	51	44	21	23	18	1	–	–	–	1	3
8112	204	210	237	10	12	10	124	167	179	62	31	46	7	–	1	1	–	1
8121	301	222	174	60	39	22	184	112	99	50	71	50	7	–	1	–	–	2
8122	14	10	7	–	–	–	6	5	7	6	4	–	1	–	–	1	1	–
8129	54	69	93	7	10	25	40	36	44	5	23	24	2	–	–	–	–	–
8130	30	16	14	–	–	–	16	7	11	12	9	3	–	–	–	2	–	–
8211	218	187	126	44	23	15	132	131	94	36	30	16	3	–	1	3	3	–
8219	48	38	42	1	3	1	32	27	30	14	8	11	1	–	–	–	–	–
8220	94	131	100	5	3	3	70	95	77	19	33	19	–	–	–	–	–	1
8230	25	15	10	2	1	–	16	6	6	7	8	4	–	–	–	–	–	–
8291	48	43	35	3	2	2	19	26	29	25	15	4	1	–	–	–	–	–
8292	11	23	7	–	–	–	10	22	4	1	1	3	–	–	–	–	–	–
8299	147	127	109	13	10	4	100	91	81	28	22	23	6	2	–	–	2	1
8411	816	945	906	169	208	224	493	523	477	114	201	194	37	7	6	3	6	5
8412	37	28	32	15	3	9	17	23	20	4	1	3	1	–	–	–	1	–
8413	–	–	10	–	–	–	–	–	7	–	–	3	–	–	–	–	–	–
8422	1	2	–	–	–	–	1	2	–	–	–	–	–	–	–	–	–	–
8423	10	10	5	2	1	1	6	9	3	1	–	1	–	–	–	1	–	–
8424	8	7	8	–	3	1	7	3	5	–	1	2	1	–	–	–	–	–
8425	1	–	–	–	–	–	1	–	–	–	–	–	–	–	–	–	–	–
8430	7	3	4	–	–	2	6	2	2	1	1	–	–	–	–	–	–	–
8511	204	241	160	4	2	4	8	11	27	190	228	129	2	–	–	–	–	–
8512	29	55	51	3	4	2	20	43	42	5	8	7	1	–	–	–	–	–
8513	111	136	154	10	15	16	86	98	120	13	23	18	2	–	–	–	–	–
8520	114	108	159	9	10	13	64	80	119	39	18	26	2	–	–	–	–	1
8531	421	388	357	144	123	134	248	226	186	29	39	37	–	–	–	–	–	–
8532	120	105	101	15	12	13	78	83	72	26	10	16	1	–	–	–	–	–
8533	10	6	5	2	–	3	7	6	2	1	–	–	–	–	–	–	–	–
8541	8	7	5	2	1	1	5	6	4	1	–	–	–	–	–	–	–	–
8542	2	–	4	1	–	1	–	–	3	1	–	–	–	–	–	–	–	–
8550	8	8	10	–	–	1	7	5	6	1	3	3	–	–	–	–	–	–
8591	5	2	2	–	–	–	4	1	–	1	1	2	–	–	–	–	–	–
8592	–	3	2	–	–	–	–	3	2	–	–	–	–	–	–	–	–	–
8593	8	10	10	1	1	1	6	7	7	1	2	2	–	–	–	–	–	–
8599	133	135	110	22	10	5	78	100	84	31	24	21	2	–	–	–	1	–
8610	3.482	3.485	3.078	1.993	2.048	1.759	1.386	1.281	1.179	85	154	136	17	2	–	1	–	4
8621	12	13	18	2	6	6	7	7	12	3	–	–	–	–	–	–	–	–
8622	6	5	4	1	–	2	3	4	–	–	1	2	2	–	–	–	–	–
8630	148	136	147	44	42	44	97	85	92	7	9	11	–	–	–	–	–	–
8640	316	291	293	171	169	146	128	113	137	16	9	9	1	–	–	–	–	1
8650	40	52	42	11	30	14	28	21	24	1	1	4	–	–	–	–	–	–
8660	20	26	26	8	8	11	9	17	13	2	1	2	1	–	–	–	–	–
8690	67	64	59	24	24	23	43	35	28	–	5	8	–	–	–	–	–	–
8711	17	17	27	1	1	1	9	10	17	5	6	7	2	–	2	–	–	–
8712	3	2	2	1	1	1	–	–	1	2	1	–	–	–	–	–	–	–
8720	7	15	1	5	6	–	1	9	–	1	–	1	–	–	–	–	–	–
8730	14	13	12	1	1	1	6	9	8	6	3	3	1	–	–	–	–	–
8800	170	213	180	40	60	53	115	144	116	15	9	11	–	–	–	–	–	–
9001	9	4	2	–	–	–	7	–	1	2	4	1	–	–	–	–	–	–
9101	19	19	15	1	5	–	18	14	14	–	–	1	–	–	–	–	–	–
9102	–	2	2	–	–	–	–	2	2	–	–	–	–	–	–	–	–	–
9103	16	13	1	–	–	–	15	11	–	1	2	1	–	–	–	–	–	–
9311	1	–	–	–	–	–	1	–	–	–	–	–	–	–	–	–	–	–
9312	60	72	59	–	3	5	49	58	45	11	11	8	–	–	–	–	–	1
9313	9	15	12	1	1	–	5	11	10	2	3	2	1	–	–	–	–	–
9319	3	9	11	–	–	–	1	5	4	2	4	5	–	–	1	–	–	1
9321	2	19	11	–	1	1	2	17	6	–	1	4	–	–	–	–	–	–
9329	15	19	14	2	–	–	9	16	11	3	2	3	–	–	–	1	1	–
9411	31	17	30	2	1	1	25	13	25	4	3	4	–	–	–	–	–	–
9412	75	78	64	21	18	9	42	47	45	11	13	9	1	–	–	–	–	1
9420	64	51	59	3	2	2	43	38	47	18	10	10	–	1	–	–	–	–
9430	249	280	237	41	31	37	157	217	167	45	32	33	6	–	–	–	–	–
9491	54	83	50	4	2	3	31	69	36	14	11	10	4	1	–	1	–	1
9492	21	6	3	–	–	–	–	–	–	21	6	3	–	–	–	–	–	–
9493	–	4	–	–	–	–	–	4	–	–	–	–	–	–	–	–	–	–
9499	71	66	58	3	1	3	44	46	36	20	19	19	2	–	–	2	–	–
9511	11	4	13	–	–	–	8	4	10	3	–	3	–	–	–	–	–	–
9512	3	2	3	–	–	–	2	2	2	1	–	1	–	–	–	–	–	–
9521	17	17	17	2	–	3	9	12	13	6	5	1	–	–	–	–	–	–
9529	8	18	13	–	–	2	6	12	8	2	6	3	–	–	–	–	–	–
9601	63	53	37	7	4	2	39	38	31	16	10	4	1	–	–	–	1	–
9602	7	7	4	1	–	–	5	6	4	1	1	–	–	–	–	–	–	–
9603	11	14	12	–	3	3	9	8	8	2	3	1	–	–	–	–	–	–
9609	5	9	11	–	1	–	–	4	5	5	4	6	–	–	–	–	–	–
9700	7	8	8	–	–	1	7	8	7	–	–	–	–	–	–	–	–	–
9900	1	–	–	–	–	–	–	–	–	1	–	–	–	–	–	–	–	–
Ignorado	8.408	5.512	5.173	8	4	8	148	192	191	8.053	4.481	4.216	195	832	756	4	3	2

Fonte: DATAPREV, CAT, SUB.

Nota: Os dados são preliminares, estando sujeitos a correções.

Capítulo 50 - Paraná

50.2 - Quantidade mensal de acidentes do trabalho liquidados, por consequência, no estado do Paraná - 2014/2016

MESES	QUANTIDADE DE ACIDENTES DO TRABALHO LIQUIDADOS																	
	Total			Consequência														
				Assistência Médica			Menos de 15 dias			Mais de 15 dias			Incapacidade Permanente			Óbito		
	2014	2015	2016	2014	2015	2016	2014	2015	2016	2014	2015	2016	2014	2015	2016	2014	2015	2016
TOTAL	**54.487**	**49.080**	**44.345**	**7.344**	**7.082**	**6.643**	**27.159**	**28.977**	**24.952**	**18.466**	**11.886**	**11.714**	**1.287**	**923**	**842**	**231**	**212**	**194**
Janeiro	4.409	4.117	3.594	593	580	557	2.055	2.172	2.075	1.607	1.247	887	139	99	55	15	19	20
Fevereiro	4.451	3.934	3.522	592	568	551	2.134	2.162	1.927	1.569	1.101	939	135	84	89	21	19	16
Março	4.474	4.779	4.218	616	703	610	2.172	2.847	2.304	1.529	1.098	1.180	129	112	107	28	19	17
Abril	4.402	4.176	3.720	614	587	546	2.146	2.372	2.027	1.519	1.099	1.039	110	100	96	13	18	12
Maio	4.691	4.075	3.828	681	555	562	2.280	2.347	2.105	1.596	1.048	1.052	109	111	85	25	14	24
Junho	4.156	4.180	4.017	597	558	620	2.016	2.513	2.160	1.439	1.006	1.145	83	93	80	21	10	12
Julho	4.906	4.485	3.866	659	648	514	2.385	2.608	2.193	1.731	1.127	1.069	112	87	70	19	15	20
Agosto	5.003	4.429	3.901	699	619	579	2.427	2.668	2.256	1.722	1.051	985	138	73	70	17	18	11
Setembro	4.940	4.037	3.683	629	601	563	2.559	2.513	2.063	1.633	843	994	98	57	50	21	23	13
Outubro	4.971	4.044	3.533	566	605	519	2.665	2.524	2.005	1.632	842	937	92	47	55	16	26	17
Novembro	4.461	3.663	3.384	607	528	525	2.356	2.376	1.978	1.396	711	824	82	37	43	20	11	14
Dezembro	3.623	3.161	3.079	491	530	497	1.964	1.875	1.859	1.093	713	663	60	23	42	15	20	18

Fonte: DATAPREV, CAT, SUB.
Nota: Os dados são preliminares, estando sujeitos a correções.

DISTRIBUIÇÃO DE ACIDENTES DO TRABALHO LIQUIDADOS, POR CONSEQUÊNCIA, NO ESTADO DO PARANÁ - 2016

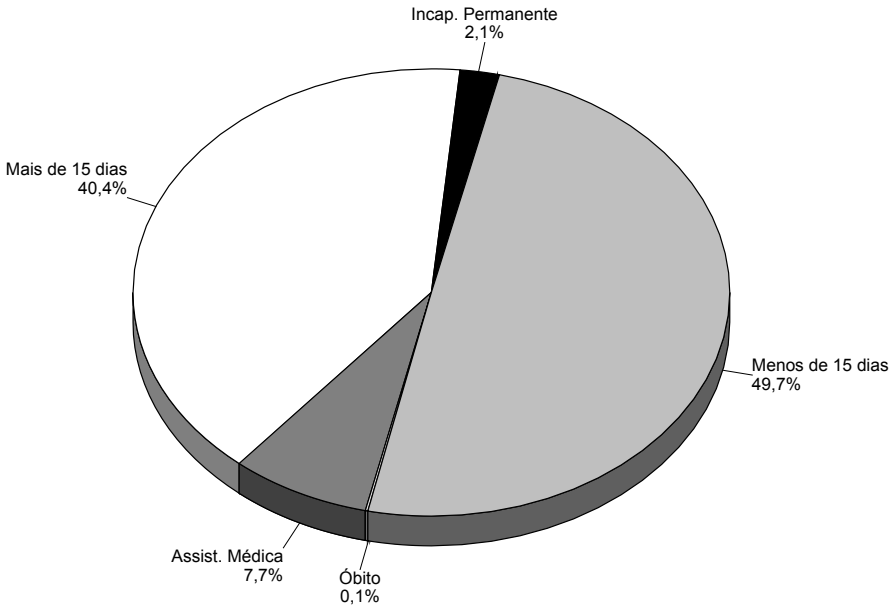

Fonte: DATAPREV, CAT, SUB

Capítulo 51 - Santa Catarina

51.1 - Quantidade de acidentes do trabalho liquidados, por consequência, segundo a Classificação Nacional de Atividades Econômicas (CNAE), no estado de Santa Catarina - 2014/2016

(continua)

CNAE	QUANTIDADE DE ACIDENTES DO TRABALHO LIQUIDADOS																	
	Total			Consequência														
				Assistência Médica			Menos de 15 dias			Mais de 15 dias			Incapacidade Permanente			Óbito		
	2014	2015	2016	2014	2015	2016	2014	2015	2016	2014	2015	2016	2014	2015	2016	2014	2015	2016
TOTAL	**47.915**	**40.314**	**38.314**	**6.560**	**5.643**	**5.365**	**16.425**	**17.221**	**15.054**	**22.909**	**15.823**	**16.242**	**1.858**	**1.478**	**1.484**	**163**	**149**	**169**
0111	128	34	14	–	–	–	10	5	1	117	29	13	–	–	–	1	–	–
0112	51	18	12	–	–	–	–	1	–	51	17	11	–	–	1	–	–	–
0113	22	2	–	–	–	–	1	1	–	21	1	–	–	–	–	–	–	–
0114	1	–	1	–	–	–	–	–	–	1	–	1	–	–	–	–	–	–
0115	6	2	8	–	–	1	2	2	3	4	–	4	–	–	–	–	–	–
0116	2	1	–	–	–	–	1	1	–	1	–	–	–	–	–	–	–	–
0119	3	4	8	–	–	–	1	3	4	2	1	4	–	–	–	–	–	–
0121	332	125	134	–	–	–	1	–	5	331	125	129	–	–	–	–	–	–
0122	4	–	2	–	–	–	2	–	2	1	–	–	1	–	–	–	–	–
0131	–	5	4	–	–	–	–	1	–	–	–	1	–	4	3	–	–	–
0132	–	4	1	–	–	–	–	–	–	–	–	–	–	4	1	–	–	–
0133	115	136	136	23	23	31	68	81	73	16	30	29	7	2	3	1	–	–
0134	4	6	10	–	–	–	–	–	–	4	2	1	–	4	9	–	–	–
0135	–	3	10	–	–	–	–	–	–	–	–	–	–	3	10	–	–	–
0139	34	26	15	–	–	–	6	4	5	26	22	10	2	–	–	–	–	–
0141	5	11	15	–	–	–	4	3	4	1	3	4	–	5	7	–	–	–
0142	–	6	–	–	–	–	–	–	–	–	2	–	–	4	–	–	–	–
0151	8	4	11	–	–	–	5	1	7	3	1	3	–	2	1	–	–	–
0152	1	–	–	–	–	–	1	–	–	–	–	–	–	–	–	–	–	–
0153	–	1	–	–	–	–	–	–	–	–	–	–	–	1	–	–	–	–
0154	34	46	49	–	7	27	22	34	17	9	5	5	3	–	–	–	–	–
0155	176	99	100	47	27	42	93	45	40	24	27	17	8	–	–	4	–	1
0159	–	–	2	–	–	–	–	–	2	–	–	–	–	–	–	–	–	–
0161	13	22	32	–	1	–	8	6	8	5	3	10	–	12	14	–	–	–
0162	19	62	39	1	–	1	12	25	4	6	6	8	–	30	26	–	1	–
0163	7	25	23	–	3	4	4	9	4	3	11	15	–	2	–	–	–	–
0210	82	96	83	5	3	8	48	45	34	22	45	39	5	1	1	2	2	1
0220	–	1	–	–	–	–	–	–	–	–	1	–	–	–	–	–	–	–
0230	37	29	31	4	1	3	20	23	18	9	5	8	4	–	2	–	–	–
0311	18	15	14	–	2	3	13	12	9	4	1	2	–	–	–	1	–	–
0312	4	1	–	–	–	–	–	–	–	4	1	–	–	–	–	–	–	–
0321	1	1	2	–	–	–	1	–	1	–	1	1	–	–	–	–	–	–
0322	1	–	–	–	–	–	1	–	–	–	–	–	–	–	–	–	–	–
0500	244	217	131	2	4	1	109	90	44	116	123	86	15	–	–	2	–	–
0600	6	2	–	4	1	–	2	1	–	–	–	–	–	–	–	–	–	–
0810	65	76	60	2	3	2	38	45	31	18	27	24	5	1	1	2	–	2
0891	7	10	–	–	–	–	3	7	–	4	3	–	–	–	–	–	–	–
0892	1	3	1	–	–	–	1	–	–	–	3	1	–	–	–	–	–	–
0899	6	14	8	1	1	1	5	11	4	–	2	3	–	–	–	–	–	–
0910	4	7	2	3	3	1	1	–	–	–	4	1	–	–	–	–	–	–
0990	2	3	3	–	1	–	–	1	–	1	1	3	1	–	–	–	–	–
1011	99	94	75	4	3	1	70	66	43	20	24	30	4	–	–	1	1	1
1012	1.863	1.524	1.486	666	613	648	671	590	531	466	318	305	58	1	1	2	2	1
1013	93	90	110	16	16	12	44	50	72	29	21	26	4	1	–	–	2	–
1020	299	231	151	16	3	6	241	205	119	38	22	26	4	–	–	–	1	–
1031	–	2	–	–	–	–	–	–	–	–	2	–	–	–	–	–	–	–
1032	12	8	18	–	–	–	7	5	12	4	3	6	1	–	–	–	–	–
1033	9	5	5	3	2	1	6	3	3	–	–	1	–	–	–	–	–	–
1041	11	10	10	1	3	2	5	4	8	2	3	–	3	–	–	–	–	–
1051	13	14	13	–	–	1	6	10	11	7	3	1	–	–	–	–	1	–
1052	85	94	102	3	8	14	52	61	65	28	25	23	2	–	–	–	–	–
1053	9	14	17	–	–	2	6	6	10	3	8	5	–	–	–	–	–	–
1061	51	56	44	1	2	–	27	42	31	17	12	13	5	–	–	1	–	–
1062	15	4	20	–	1	–	6	2	9	6	1	11	3	–	–	–	–	–
1063	1	2	3	–	–	–	1	2	1	–	–	2	–	–	–	–	–	–
1064	1	–	1	–	–	–	1	–	1	–	–	–	–	–	–	–	–	–
1065	1	2	–	–	–	–	–	1	–	1	1	–	–	–	–	–	–	–
1066	82	93	97	8	11	19	50	51	50	19	30	25	4	1	1	1	–	2
1069	17	15	17	–	–	–	7	13	12	9	1	4	1	–	1	–	1	–
1071	–	2	–	–	–	–	–	1	–	–	1	–	–	–	–	–	–	–
1081	1	–	–	–	–	–	–	–	–	1	–	–	–	–	–	–	–	–
1091	94	91	119	6	4	6	40	54	72	44	33	41	3	–	–	1	–	–
1092	36	30	27	1	1	–	20	17	15	11	12	12	4	–	–	–	–	–
1093	3	6	2	–	–	–	1	5	–	2	1	2	–	–	–	–	–	–
1094	26	65	43	2	10	3	9	34	19	10	21	21	5	–	–	–	–	–
1095	3	3	–	–	–	–	2	2	–	–	1	–	1	–	–	–	–	–
1096	54	45	40	7	9	8	40	28	22	6	8	9	1	–	1	–	–	–
1099	153	127	117	39	9	23	83	83	62	27	34	28	4	–	4	–	1	–
1111	11	–	2	–	–	–	4	–	2	7	–	–	–	–	–	–	–	–
1112	7	7	3	–	–	–	3	4	1	4	3	2	–	–	–	–	–	–
1113	28	35	27	12	14	5	9	13	14	5	8	8	1	–	–	1	–	–
1121	14	8	7	–	2	–	7	4	5	6	2	2	1	–	–	–	–	–
1122	41	42	50	–	–	–	29	39	39	12	3	10	–	–	1	–	–	–
1210	24	13	14	4	2	–	10	10	10	6	1	4	4	–	–	–	–	–
1220	3	10	6	–	4	2	2	5	2	1	1	2	–	–	–	–	–	–

Capítulo 51 - Santa Catarina

51.1 - Quantidade de acidentes do trabalho liquidados, por consequência, segundo a Classificação Nacional de Atividades Econômicas (CNAE), no estado de Santa Catarina - 2014/2016

(continuação)

CNAE	QUANTIDADE DE ACIDENTES DO TRABALHO LIQUIDADOS																	
	Total			Consequência														
				Assistência Médica			Menos de 15 dias			Mais de 15 dias			Incapacidade Permanente			Óbito		
	2014	2015	2016	2014	2015	2016	2014	2015	2016	2014	2015	2016	2014	2015	2016	2014	2015	2016
1311	96	80	59	6	3	6	67	55	32	21	20	21	1	1	–	1	1	–
1312	2	–	–	–	–	–	1	–	–	1	–	–	–	–	–	–	–	–
1313	27	27	42	–	–	–	10	21	29	14	6	13	3	–	–	–	–	–
1314	21	13	3	2	–	1	15	6	1	4	7	1	–	–	–	–	–	–
1321	85	59	43	27	20	12	25	26	25	24	13	6	8	–	–	1	–	–
1322	3	1	–	–	–	–	–	1	–	3	–	–	–	–	–	–	–	–
1323	29	28	17	2	2	2	17	14	8	9	12	7	1	–	–	–	–	–
1330	125	111	121	20	15	13	69	65	73	30	31	34	6	–	1	–	–	–
1340	397	325	288	72	46	45	249	218	170	61	60	72	14	1	1	1	–	–
1351	277	225	196	14	20	23	232	172	134	25	31	38	5	2	1	1	–	–
1352	10	10	8	3	2	1	6	7	7	–	1	–	1	–	–	–	–	–
1353	38	27	28	18	13	11	16	10	15	1	3	2	3	1	–	–	–	–
1354	11	21	16	–	2	3	8	11	8	3	8	5	–	–	–	–	–	–
1359	70	45	47	7	–	2	49	37	28	12	8	16	2	–	–	–	–	1
1411	26	13	13	4	2	1	13	6	7	7	5	5	2	–	–	–	–	–
1412	512	630	605	34	70	56	327	391	345	126	165	198	22	2	2	3	2	4
1413	5	7	9	–	–	–	4	6	5	1	1	3	–	–	1	–	–	–
1414	17	6	12	2	–	1	10	6	8	4	–	3	–	–	–	1	–	–
1421	4	–	–	–	–	–	2	–	–	2	–	–	–	–	–	–	–	–
1422	101	38	26	58	13	9	35	17	14	5	8	3	2	–	–	1	–	–
1510	18	9	13	1	–	–	5	2	6	5	7	6	7	–	1	–	–	–
1521	15	15	7	–	2	–	9	9	7	5	4	–	1	–	–	–	–	–
1529	3	4	1	1	–	–	–	1	1	2	3	–	–	–	–	–	–	–
1531	32	15	23	–	–	1	17	9	15	11	6	6	4	–	1	–	–	–
1532	1	–	–	–	–	–	–	–	–	1	–	–	–	–	–	–	–	–
1533	7	18	12	–	–	–	6	12	9	1	6	3	–	–	–	–	–	–
1539	4	2	2	–	–	1	3	1	1	1	–	–	–	1	–	–	–	–
1540	6	6	11	1	–	–	5	5	10	–	1	1	–	–	–	–	–	–
1610	291	295	315	6	6	3	86	161	144	157	124	165	41	3	2	1	1	1
1621	163	151	141	1	8	6	91	82	67	53	58	65	17	3	2	1	–	1
1622	288	269	238	9	9	11	163	193	154	90	63	71	25	2	2	1	2	–
1623	32	33	30	2	–	–	10	25	15	15	8	14	4	–	–	1	–	1
1629	88	81	96	–	1	1	35	42	43	43	36	50	9	2	1	1	–	1
1710	3	3	–	–	–	–	1	2	–	1	1	–	1	–	–	–	–	–
1721	248	293	259	48	74	76	124	172	122	63	46	60	11	–	–	2	1	1
1722	13	26	27	1	–	1	5	11	13	7	15	13	–	–	–	–	–	–
1731	70	61	62	18	17	23	18	24	19	25	19	19	9	–	–	–	1	1
1732	4	7	17	–	1	3	–	3	9	3	3	5	1	–	–	–	–	–
1733	95	77	78	15	13	9	42	41	39	33	23	30	5	–	–	–	–	–
1741	76	20	23	–	1	–	4	5	5	72	13	18	–	1	–	–	–	–
1742	7	9	13	–	1	1	3	3	6	2	4	3	2	1	3	–	–	–
1749	29	34	9	11	4	–	8	23	3	10	7	6	–	–	–	–	–	–
1811	30	14	12	–	–	–	6	13	7	24	1	4	–	–	–	–	–	1
1812	90	50	31	–	–	–	–	–	1	86	50	30	4	–	–	–	–	–
1813	52	56	50	12	7	3	28	36	31	11	13	16	1	–	–	–	–	–
1821	10	6	8	4	–	2	2	5	4	4	1	2	–	–	–	–	–	–
1822	3	2	4	–	–	–	–	2	2	2	–	2	1	–	–	–	–	–
1910	37	15	26	–	–	–	13	11	12	23	4	14	1	–	–	–	–	–
1921	13	14	4	3	2	1	9	12	2	1	–	1	–	–	–	–	–	–
1922	1	–	–	–	–	–	1	–	–	–	–	–	–	–	–	–	–	–
1931	18	11	2	–	–	–	–	–	–	17	11	2	1	–	–	–	–	–
1932	2	1	–	–	–	–	–	–	–	2	1	–	–	–	–	–	–	–
2011	–	2	1	–	–	–	–	1	–	–	1	1	–	–	–	–	–	–
2013	37	22	35	2	1	3	27	16	22	6	5	10	2	–	–	–	–	–
2014	1	–	2	–	–	–	1	–	1	–	–	1	–	–	–	–	–	–
2019	5	6	6	–	–	–	3	6	6	2	–	–	–	–	–	–	–	–
2021	15	6	4	–	–	–	–	–	1	15	6	3	–	–	–	–	–	–
2022	18	8	10	–	–	–	–	–	–	18	8	10	–	–	–	–	–	–
2029	4	2	2	1	–	–	–	–	2	3	2	–	–	–	–	–	–	–
2031	7	3	4	–	1	–	1	–	2	6	2	2	–	–	–	–	–	–
2040	4	4	4	–	–	–	–	4	3	4	–	1	–	–	–	–	–	–
2051	3	–	–	–	–	–	–	–	–	2	–	–	1	–	–	–	–	–
2052	1	–	–	–	–	–	1	–	–	–	–	–	–	–	–	–	–	–
2061	17	14	10	–	2	–	11	11	8	6	1	2	–	–	–	–	–	–
2062	3	4	6	–	1	–	1	2	4	1	1	1	1	–	–	–	–	1
2063	9	11	15	–	–	1	4	6	10	4	5	4	1	–	–	–	–	–
2071	76	56	37	3	2	1	68	51	30	4	3	5	1	–	–	–	–	1
2072	4	2	6	–	1	1	4	1	4	–	–	1	–	–	–	–	–	–
2073	1	–	3	–	–	1	–	–	2	1	–	–	–	–	–	–	–	–
2091	20	16	13	2	1	1	10	11	7	8	4	5	–	–	–	–	–	–
2092	6	13	12	–	–	2	5	7	2	1	5	8	–	–	–	–	1	–
2093	4	2	5	–	–	1	2	2	4	2	–	–	–	–	–	–	–	–
2094	–	2	–	–	–	–	–	2	–	–	–	–	–	–	–	–	–	–
2099	54	47	60	4	3	2	42	38	47	7	5	10	1	1	–	–	–	1
2110	4	2	3	–	–	–	3	2	2	1	–	1	–	–	–	–	–	–
2121	24	29	15	1	1	1	11	16	8	11	12	6	1	–	–	–	–	–
2122	–	1	1	–	–	–	–	1	1	–	–	–	–	–	–	–	–	–

Capítulo 51 - Santa Catarina

51.1 - Quantidade de acidentes do trabalho liquidados, por consequência, segundo a Classificação Nacional de Atividades Econômicas (CNAE), no estado de Santa Catarina - 2014/2016

(continuação)

CNAE	QUANTIDADE DE ACIDENTES DO TRABALHO LIQUIDADOS																	
	Total			Consequência														
				Assistência Médica			Menos de 15 dias			Mais de 15 dias			Incapacidade Permanente			Óbito		
	2014	2015	2016	2014	2015	2016	2014	2015	2016	2014	2015	2016	2014	2015	2016	2014	2015	2016
2123	1	7	3	–	–	–	1	1	–	–	6	3	–	–	–	–	–	–
2211	3	–	1	–	–	–	–	–	1	2	–	–	1	–	–	–	–	–
2212	17	18	26	–	3	–	6	11	14	8	4	11	3	–	1	–	–	–
2219	84	48	36	1	–	1	36	20	17	40	27	17	7	–	–	–	1	1
2221	36	29	44	–	–	3	25	17	28	10	11	13	1	–	–	–	1	–
2222	459	444	382	23	30	22	309	323	259	112	90	101	15	1	–	–	–	–
2223	139	135	133	50	47	50	64	72	59	21	16	23	3	–	–	1	–	1
2229	415	322	282	20	14	18	271	208	167	107	96	95	15	–	1	2	4	1
2311	59	26	30	5	3	2	34	22	22	20	1	6	–	–	–	–	–	–
2319	39	49	33	2	–	3	19	42	19	16	7	11	2	–	–	–	–	–
2320	13	17	8	8	4	4	4	9	3	1	4	1	–	–	–	–	–	–
2330	235	221	203	10	17	9	121	121	117	86	78	74	18	2	–	–	3	3
2341	18	9	4	4	–	–	7	7	3	3	2	1	4	–	–	–	–	–
2342	750	627	498	322	267	203	283	269	194	128	88	97	14	2	2	3	1	2
2349	16	25	24	–	–	6	9	20	9	6	5	9	1	–	–	–	–	–
2391	44	43	51	–	1	2	24	32	33	17	10	16	2	–	–	1	–	–
2399	15	10	9	2	1	–	8	5	8	5	4	1	–	–	–	–	–	–
2421	–	2	3	–	–	–	–	2	3	–	–	–	–	–	–	–	–	–
2422	7	7	2	3	3	1	2	3	1	2	1	–	–	–	–	–	–	–
2423	15	8	6	1	1	–	12	7	5	1	–	–	1	–	1	–	–	–
2424	9	10	10	–	–	–	2	5	4	6	5	6	1	–	–	–	–	–
2431	54	73	32	4	10	2	36	53	25	13	10	5	1	–	–	–	–	–
2439	3	–	–	–	–	–	2	–	–	1	–	–	–	–	–	–	–	–
2441	8	5	8	2	–	–	2	5	4	4	–	4	–	–	–	–	–	–
2443	–	2	4	–	–	1	–	1	2	–	1	1	–	–	–	–	–	–
2449	47	22	18	1	–	2	36	12	11	8	10	4	1	–	1	1	–	–
2451	2.141	1.611	1.333	1.473	1.167	906	509	365	351	150	74	75	7	1	1	2	4	–
2452	19	22	14	–	1	1	12	16	8	7	5	5	–	–	–	–	–	–
2511	155	123	116	20	13	10	64	66	53	64	44	52	6	–	1	1	–	–
2512	109	97	90	4	–	2	53	57	59	46	38	29	5	–	–	1	2	–
2513	7	7	6	–	–	–	5	5	4	2	2	2	–	–	–	–	–	–
2521	13	17	5	–	–	–	5	10	4	8	5	1	–	–	–	–	2	–
2522	41	27	25	–	1	–	11	12	14	29	14	11	1	–	–	–	–	–
2531	–	–	2	–	–	–	–	–	–	–	–	2	–	–	–	–	–	–
2532	82	89	68	10	10	10	54	69	37	18	9	21	–	–	–	–	1	–
2539	132	88	82	32	3	2	60	57	52	34	27	28	6	1	–	–	–	–
2541	4	2	2	2	–	–	1	2	–	1	–	2	–	–	–	–	–	–
2542	15	18	12	1	1	–	9	11	8	4	6	4	1	–	–	–	–	–
2543	54	59	44	16	9	10	25	37	22	13	13	11	–	–	1	–	–	–
2591	22	15	15	2	1	1	18	10	10	2	3	4	–	1	–	–	–	–
2592	85	58	75	6	5	5	55	34	45	19	16	24	2	1	1	3	2	–
2593	48	41	38	–	1	–	34	31	28	11	9	10	2	–	–	1	–	–
2599	164	143	116	7	6	9	91	115	69	56	22	37	10	–	1	–	–	–
2610	5	5	6	–	–	1	2	4	4	3	1	1	–	–	–	–	–	–
2621	3	–	3	–	–	–	2	–	3	1	–	–	–	–	–	–	–	–
2622	5	7	2	1	–	–	4	7	2	–	–	–	–	–	–	–	–	–
2631	–	1	–	–	–	–	–	–	–	–	1	–	–	–	–	–	–	–
2632	22	36	22	4	10	7	17	21	13	–	5	2	1	–	–	–	–	–
2640	7	21	13	–	3	–	6	17	11	1	1	2	–	–	–	–	–	–
2651	81	54	39	2	2	–	64	44	28	14	8	10	–	–	–	1	–	1
2652	–	1	6	–	–	–	–	1	2	–	–	4	–	–	–	–	–	–
2660	5	2	3	1	–	1	3	2	2	1	–	–	–	–	–	–	–	–
2710	315	228	178	16	13	5	234	171	117	60	44	55	4	–	–	1	–	1
2721	1	1	–	–	–	–	–	–	–	1	1	–	–	–	–	–	–	–
2722	33	39	27	–	–	1	19	15	9	10	24	17	2	–	–	2	–	–
2731	37	23	47	9	11	16	18	11	21	9	1	10	1	–	–	–	–	–
2732	20	16	15	–	–	–	18	16	13	2	–	2	–	–	–	–	–	–
2733	24	32	34	3	1	3	13	21	27	7	10	4	1	–	–	–	–	–
2740	14	13	7	1	–	–	8	8	2	4	5	4	1	–	1	–	–	–
2751	235	136	139	73	38	42	103	84	77	54	14	20	4	–	–	1	–	–
2759	47	51	24	8	15	7	34	20	10	5	15	7	–	1	–	–	–	–
2790	70	43	23	5	5	–	50	32	17	14	6	6	1	–	–	–	–	–
2811	19	7	12	–	1	–	7	1	6	12	5	6	–	–	–	–	–	–
2812	23	26	36	5	9	4	9	10	19	8	7	12	1	–	–	–	–	1
2813	29	20	18	1	1	2	24	17	12	3	2	3	1	–	–	–	–	1
2814	174	124	123	81	47	39	69	63	68	21	14	16	3	–	–	–	–	–
2815	17	12	6	1	–	–	11	7	3	5	5	3	–	–	–	–	–	–
2821	7	5	2	–	–	–	–	1	–	6	4	2	1	–	–	–	–	–
2822	17	24	26	–	2	–	5	14	15	9	8	10	2	–	1	1	–	–
2823	26	28	42	3	9	9	8	10	22	15	9	10	–	–	–	–	–	1
2825	9	6	10	–	1	–	6	4	6	3	1	4	–	–	–	–	–	–
2829	141	97	92	27	11	9	77	60	42	33	25	40	4	1	1	–	–	–
2831	7	5	1	–	–	1	4	2	–	2	3	–	–	–	–	1	–	–
2832	1	–	–	–	–	–	–	–	–	1	–	–	–	–	–	–	–	–
2833	208	196	149	1	2	1	130	132	82	72	61	66	4	–	–	1	1	–
2840	29	25	33	–	–	1	18	20	25	11	5	6	–	–	1	–	–	–
2851	213	33	22	49	10	17	160	13	3	4	10	2	–	–	–	–	–	–

Capítulo 51 - Santa Catarina

51.1 - Quantidade de acidentes do trabalho liquidados, por consequência, segundo a Classificação Nacional de Atividades Econômicas (CNAE), no estado de Santa Catarina - 2014/2016

(continuação)

CNAE	QUANTIDADE DE ACIDENTES DO TRABALHO LIQUIDADOS																	
	Total			Consequência														
				Assistência Médica			Menos de 15 dias			Mais de 15 dias			Incapacidade Permanente			Óbito		
	2014	2015	2016	2014	2015	2016	2014	2015	2016	2014	2015	2016	2014	2015	2016	2014	2015	2016
2852	–	–	1	–	–	–	–	–	–	–	–	1	–	–	–	–	–	–
2853	6	5	6	–	–	–	–	2	–	6	3	6	–	–	–	–	–	–
2854	9	7	5	1	2	–	1	5	3	6	–	2	1	–	–	–	–	–
2861	31	18	27	–	2	1	21	13	14	9	3	11	1	–	–	–	–	1
2862	57	47	42	5	5	1	33	26	22	17	16	18	2	–	–	–	–	1
2863	14	17	8	–	–	–	9	13	7	4	4	1	1	–	–	–	–	–
2864	4	1	–	–	–	–	3	–	–	1	1	–	–	–	–	–	–	–
2865	11	17	16	–	1	3	7	15	12	4	1	1	–	–	–	–	–	–
2866	6	1	1	–	–	–	3	–	–	2	1	1	1	–	–	–	–	–
2869	161	138	115	2	2	1	105	97	71	44	38	43	8	1	–	2	–	–
2910	19	28	34	11	14	15	6	11	11	–	3	8	–	–	–	2	–	–
2920	3	12	1	–	–	–	–	–	–	3	12	1	–	–	–	–	–	–
2930	127	121	112	1	6	8	62	79	69	56	36	33	8	–	1	–	–	1
2941	173	122	123	9	5	12	139	103	87	23	14	23	2	–	1	–	–	–
2942	1	–	–	–	–	–	–	–	–	1	–	–	–	–	–	–	–	–
2943	18	7	16	–	–	1	8	1	3	10	6	12	–	–	–	–	–	–
2944	4	4	–	–	–	–	3	2	–	1	2	–	–	–	–	–	–	–
2945	15	28	30	1	1	–	3	16	11	11	11	19	–	–	–	–	–	–
2949	40	66	56	3	7	4	24	37	37	11	22	14	2	–	1	–	–	–
2950	7	2	15	–	–	–	3	–	6	4	2	8	–	–	–	–	–	1
3011	93	150	126	16	14	9	58	97	86	16	38	31	2	–	–	1	1	–
3012	30	31	40	1	3	2	24	25	32	4	3	6	1	–	–	–	–	–
3091	1	–	–	–	–	–	–	–	–	1	–	–	–	–	–	–	–	–
3092	18	4	1	–	–	–	17	2	–	1	1	1	–	1	–	–	–	–
3099	9	7	9	1	–	–	2	4	2	4	3	7	2	–	–	–	–	–
3101	455	381	358	8	9	10	258	263	197	136	102	146	53	6	4	–	1	1
3102	34	30	18	–	–	1	25	26	12	9	4	5	–	–	–	–	–	–
3103	4	2	3	–	–	–	1	2	2	3	–	1	–	–	–	–	–	–
3104	56	24	21	1	–	–	48	14	17	5	10	4	1	–	–	1	–	–
3212	10	1	–	–	–	–	1	1	–	9	–	–	–	–	–	–	–	–
3220	–	–	1	–	–	–	–	–	–	–	–	1	–	–	–	–	–	–
3230	37	19	12	1	–	–	7	4	6	29	15	6	–	–	–	–	–	–
3240	7	5	8	–	1	–	3	4	5	4	–	1	–	–	–	–	–	2
3250	41	25	39	4	–	4	26	21	29	8	3	4	3	–	–	–	1	2
3291	15	16	5	–	–	–	7	8	4	7	8	1	1	–	–	–	–	–
3292	9	7	7	–	–	1	6	6	–	3	1	6	–	–	–	–	–	–
3299	26	22	26	1	–	2	15	11	8	6	9	16	3	–	–	1	2	–
3311	7	2	1	1	–	–	4	–	1	2	2	–	–	–	–	–	–	–
3312	3	7	3	1	5	–	1	2	2	1	–	1	–	–	–	–	–	–
3313	4	9	4	–	–	–	1	4	2	3	5	2	–	–	–	–	–	–
3314	88	62	56	29	13	13	36	36	24	22	13	17	–	–	1	1	–	1
3315	–	2	1	–	–	1	–	1	–	–	1	–	–	–	–	–	–	–
3317	83	36	14	51	3	2	24	28	7	8	5	4	–	–	1	–	–	–
3319	8	12	9	–	1	–	5	8	8	2	3	1	1	–	–	–	–	–
3321	12	18	17	–	1	–	8	9	4	4	8	13	–	–	–	–	–	–
3329	5	5	7	1	1	–	–	3	4	2	1	3	2	–	–	–	–	–
3511	131	87	70	11	23	12	30	17	11	89	46	46	1	1	1	–	–	–
3512	31	18	23	4	2	3	16	11	14	11	5	5	–	–	1	–	–	–
3514	101	98	120	21	22	16	65	64	79	12	11	24	3	1	–	–	–	1
3520	–	–	1	–	–	–	–	–	1	–	–	–	–	–	–	–	–	–
3600	110	157	124	8	11	15	77	114	90	21	32	19	4	–	–	–	–	–
3701	8	10	3	–	–	–	6	9	2	2	1	1	–	–	–	–	–	–
3702	6	5	2	1	–	–	3	5	2	2	–	–	–	–	–	–	–	–
3811	735	728	654	36	33	52	610	650	531	73	42	70	14	2	1	2	1	–
3812	5	5	12	1	–	1	2	3	8	2	2	3	–	–	–	–	–	–
3821	6	16	9	1	3	–	4	7	4	1	5	5	–	–	–	–	1	–
3822	8	–	1	1	–	1	6	–	–	1	–	–	–	–	–	–	–	–
3831	5	3	10	–	–	–	1	2	6	3	1	4	1	–	–	–	–	–
3832	32	29	34	–	–	1	13	17	17	18	12	14	1	–	2	–	–	–
3839	54	25	16	19	6	6	17	13	3	15	6	7	3	–	–	–	–	–
3900	–	2	–	–	1	–	–	–	–	–	1	–	–	–	–	–	–	–
4110	207	217	181	3	4	9	107	146	104	79	62	66	14	–	1	4	5	1
4120	866	782	691	38	33	28	391	481	366	337	252	284	93	10	10	7	6	3
4211	178	174	153	8	17	10	130	124	108	30	33	33	8	–	1	2	–	1
4212	27	23	12	13	6	–	9	16	9	4	–	3	1	–	–	–	1	–
4213	13	9	24	–	–	4	10	4	17	2	4	3	1	–	–	–	1	–
4221	231	201	110	10	3	2	102	115	61	116	83	46	3	–	–	–	–	1
4222	26	28	23	2	–	1	19	26	16	4	2	6	1	–	–	–	–	–
4223	51	22	22	3	–	–	–	1	–	48	21	22	–	–	–	–	–	–
4291	3	1	–	2	–	–	–	–	–	1	1	–	–	–	–	–	–	–
4292	27	23	21	–	–	1	10	9	8	13	14	12	4	–	–	–	–	–
4299	24	20	31	1	–	1	11	12	20	7	8	5	5	–	3	–	–	2
4311	3	1	3	–	1	–	2	–	2	1	–	1	–	–	–	–	–	–
4312	3	5	6	–	–	–	2	4	5	1	1	1	–	–	–	–	–	–
4313	61	60	47	1	2	–	31	31	22	21	20	25	8	–	–	–	7	–
4319	1	–	–	–	–	–	1	–	–	–	–	–	–	–	–	–	–	–
4321	103	68	88	7	4	2	53	40	59	30	21	24	11	1	1	2	2	2

Capítulo 51 - Santa Catarina

51.1 - Quantidade de acidentes do trabalho liquidados, por consequência, segundo a Classificação Nacional de Atividades Econômicas (CNAE), no estado de Santa Catarina - 2014/2016

(continuação)

CNAE	QUANTIDADE DE ACIDENTES DO TRABALHO LIQUIDADOS																	
	Total			Consequência														
				Assistência Médica			Menos de 15 dias			Mais de 15 dias			Incapacidade Permanente			Óbito		
	2014	2015	2016	2014	2015	2016	2014	2015	2016	2014	2015	2016	2014	2015	2016	2014	2015	2016
4322	19	22	33	–	–	1	12	14	16	7	7	16	–	1	–	–	–	–
4329	27	22	20	7	3	3	9	14	11	10	5	6	–	–	–	1	–	–
4330	80	59	64	3	1	1	26	34	30	41	20	31	10	1	–	–	3	2
4391	38	25	27	3	1	–	21	21	14	11	3	12	3	–	1	–	–	–
4399	139	118	109	5	4	4	67	74	55	52	39	47	15	–	–	–	1	3
4511	130	124	98	4	4	7	80	83	62	33	35	28	10	1	1	3	1	–
4512	114	72	66	–	–	–	2	2	1	111	70	64	1	–	–	–	–	1
4520	103	105	113	3	4	3	34	58	47	55	42	58	10	–	3	1	1	2
4530	216	198	197	8	5	7	94	114	106	95	76	81	16	2	1	3	1	2
4541	34	31	23	2	–	–	4	14	8	22	17	15	6	–	–	–	–	–
4542	1	–	–	–	–	–	–	–	–	1	–	–	–	–	–	–	–	–
4543	2	2	3	–	–	–	–	1	1	2	1	2	–	–	–	–	–	–
4611	13	6	7	1	–	–	6	3	–	6	3	7	–	–	–	–	–	–
4612	1	–	–	–	–	–	–	–	–	1	–	–	–	–	–	–	–	–
4613	–	–	2	–	–	–	–	–	1	–	–	–	–	–	1	–	–	–
4614	1	2	1	–	–	–	1	1	1	–	1	–	–	–	–	–	–	–
4616	–	5	5	–	–	–	–	2	–	–	3	5	–	–	–	–	–	–
4617	3	–	–	2	–	–	1	–	–	–	–	–	–	–	–	–	–	–
4618	2	4	2	1	1	–	–	3	2	–	–	–	1	–	–	–	–	–
4619	1	2	3	–	1	–	–	–	2	1	1	–	–	–	–	–	–	1
4622	3	7	9	1	1	–	2	4	9	–	2	–	–	–	–	–	–	–
4623	48	53	36	2	3	3	23	36	23	21	11	10	2	–	–	–	3	–
4631	2	7	7	–	1	1	2	3	3	–	3	3	–	–	–	–	–	–
4632	16	14	6	–	1	1	10	6	4	6	7	1	–	–	–	–	–	–
4633	27	30	24	–	1	–	12	24	11	11	5	13	4	–	–	–	–	–
4634	29	33	39	–	1	3	20	24	26	7	7	9	1	–	1	1	1	–
4635	145	153	129	18	14	19	91	99	78	31	40	31	4	–	–	1	–	1
4636	1	–	3	1	–	1	–	–	2	–	–	–	–	–	–	–	–	–
4637	34	28	31	2	3	1	22	18	20	8	6	8	1	1	2	1	–	–
4639	47	32	46	1	2	1	18	20	31	23	10	13	5	–	–	–	–	1
4641	21	7	10	–	–	–	16	7	6	5	–	4	–	–	–	–	–	–
4642	23	20	15	2	–	–	12	8	5	9	12	9	–	–	–	–	–	1
4643	2	2	2	–	–	–	–	2	1	2	–	1	–	–	–	–	–	–
4644	26	26	26	1	1	5	21	18	17	4	7	4	–	–	–	–	–	–
4645	11	10	11	–	1	–	7	7	9	4	2	2	–	–	–	–	–	–
4646	4	9	10	–	2	4	2	2	3	2	4	3	–	–	–	–	1	–
4647	5	4	2	–	–	–	5	4	1	–	–	1	–	–	–	–	–	–
4649	43	42	41	2	2	2	28	32	24	12	8	13	1	–	1	–	–	1
4651	5	3	3	–	–	–	–	1	2	5	2	1	–	–	–	–	–	–
4652	2	1	1	–	–	–	1	1	–	1	–	1	–	–	–	–	–	–
4661	9	14	8	1	2	1	4	9	6	2	3	1	1	–	–	1	–	–
4662	6	4	3	–	–	–	4	3	3	2	1	–	–	–	–	–	–	–
4663	17	19	12	2	–	–	12	14	5	3	5	7	–	–	–	–	–	–
4664	7	10	6	3	2	2	3	7	4	1	1	–	–	–	–	–	–	–
4665	1	2	1	–	–	–	–	2	–	1	–	1	–	–	–	–	–	–
4669	8	14	20	–	2	4	6	6	6	2	6	9	–	–	–	–	–	1
4671	28	35	42	1	3	–	14	18	22	9	13	20	4	1	–	–	–	–
4672	29	25	24	–	4	–	15	16	17	12	5	7	1	–	–	1	–	–
4673	8	8	5	–	–	1	6	5	3	1	3	1	1	–	–	–	–	–
4674	4	3	1	4	1	–	–	2	1	–	–	–	–	–	–	–	–	–
4679	35	40	40	5	1	3	15	29	17	13	7	17	1	3	2	1	–	1
4681	9	2	15	1	–	1	4	1	9	3	–	5	1	1	–	–	–	–
4682	8	10	17	4	5	5	3	4	10	–	1	2	1	–	–	–	–	–
4683	38	30	36	3	3	–	23	23	31	11	4	5	1	–	–	–	–	–
4684	34	24	26	–	–	–	29	18	23	5	6	3	–	–	–	–	–	–
4685	15	26	18	5	–	1	3	16	13	3	10	4	4	–	–	–	–	–
4686	14	16	13	1	1	1	5	8	7	8	7	5	–	–	–	–	–	–
4687	37	36	39	–	2	–	24	21	20	7	12	18	3	–	1	3	1	–
4689	50	26	23	18	11	9	11	12	7	17	2	7	4	1	–	–	–	–
4691	15	24	17	–	3	1	11	15	8	4	5	8	–	–	–	–	1	–
4692	4	5	6	–	–	–	2	3	2	2	2	4	–	–	–	–	–	–
4693	64	55	36	3	3	4	46	43	22	13	8	10	2	–	–	–	1	–
4711	882	1.157	1.162	60	70	99	592	805	727	209	277	326	20	4	6	1	1	4
4712	49	39	41	1	–	1	19	22	19	20	17	21	8	–	–	1	–	–
4713	45	36	53	1	1	4	28	23	35	16	12	14	–	–	–	–	–	–
4721	43	44	45	–	–	1	18	27	19	14	15	22	10	2	2	1	–	1
4722	4	7	5	–	–	–	4	3	4	–	3	1	–	1	–	–	–	–
4723	8	8	13	–	–	–	2	7	8	4	1	5	2	–	–	–	–	–
4724	5	13	8	–	1	–	3	5	5	2	7	3	–	–	–	–	–	–
4729	33	37	32	–	1	–	11	24	20	20	12	11	2	–	1	–	–	–
4731	118	125	126	1	3	5	61	88	75	48	33	43	6	–	1	2	1	2
4732	–	–	1	–	–	1	–	–	–	–	–	–	–	–	–	–	–	–
4741	15	19	11	2	–	–	5	15	9	5	4	2	3	–	–	–	–	–
4742	24	23	19	1	1	1	12	17	14	10	5	4	–	–	–	1	–	–
4743	41	30	35	2	1	1	15	18	20	19	11	14	5	–	–	–	–	–
4744	290	284	291	10	10	9	129	168	160	120	98	116	27	6	5	4	2	1
4751	28	14	27	1	–	2	12	7	20	13	7	5	1	–	–	1	–	–

Capítulo 51 - Santa Catarina

51.1 - Quantidade de acidentes do trabalho liquidados, por consequência, segundo a Classificação Nacional de Atividades Econômicas (CNAE), no estado de Santa Catarina - 2014/2016

(continuação)

CNAE	QUANTIDADE DE ACIDENTES DO TRABALHO LIQUIDADOS																	
	Total			Consequência														
				Assistência Médica			Menos de 15 dias			Mais de 15 dias			Incapacidade Permanente			Óbito		
	2014	2015	2016	2014	2015	2016	2014	2015	2016	2014	2015	2016	2014	2015	2016	2014	2015	2016
4752	13	16	12	–	–	1	7	10	9	6	6	2	–	–	–	–	–	–
4753	71	52	45	–	2	2	36	26	24	34	24	19	1	–	–	–	–	–
4754	63	65	56	2	1	–	30	40	27	28	23	27	3	1	2	–	–	–
4755	14	9	8	–	–	–	8	6	5	6	3	3	–	–	–	–	–	–
4757	15	17	11	2	–	–	6	10	7	6	7	2	1	–	2	–	–	–
4759	24	15	19	–	1	–	17	9	10	5	5	9	2	–	–	–	–	–
4761	9	18	19	–	–	1	3	12	12	4	6	4	2	–	–	–	–	2
4763	16	16	16	–	–	–	8	13	9	7	3	7	1	–	–	–	–	–
4771	44	44	44	8	7	7	19	28	24	15	9	12	2	–	–	–	–	1
4772	3	3	17	–	1	3	2	2	7	1	–	7	–	–	–	–	–	–
4773	7	5	5	1	3	–	5	2	2	–	–	3	1	–	–	–	–	–
4774	5	4	2	–	–	–	1	4	1	4	–	1	–	–	–	–	–	–
4781	73	89	119	6	1	6	29	58	64	31	30	48	7	–	–	–	–	1
4782	14	32	47	–	–	1	7	23	28	5	8	18	2	–	–	–	1	–
4783	6	7	3	–	–	1	4	5	1	2	2	1	–	–	–	–	–	–
4784	20	28	15	2	–	–	7	17	8	8	11	7	2	–	–	1	–	–
4785	1	1	1	–	–	–	–	–	–	1	1	1	–	–	–	–	–	–
4789	135	112	106	6	8	12	65	73	69	53	29	23	10	2	2	1	–	–
4911	25	23	11	14	12	5	9	9	5	2	2	1	–	–	–	–	–	–
4921	96	90	99	2	5	–	51	62	58	26	16	33	17	5	8	–	2	–
4922	39	18	12	–	1	–	12	9	4	21	3	5	5	3	2	1	2	1
4923	–	1	1	–	1	–	–	–	–	–	–	1	–	–	–	–	–	–
4924	1	3	1	–	–	–	–	1	–	1	2	1	–	–	–	–	–	–
4929	4	5	3	–	–	1	1	2	–	1	1	2	2	1	–	–	1	–
4930	762	761	714	48	49	48	334	438	367	304	244	276	58	5	6	18	25	17
4940	3	9	5	3	5	4	–	4	1	–	–	–	–	–	–	–	–	–
4950	–	–	4	–	–	–	–	–	3	–	–	1	–	–	–	–	–	–
5012	–	3	1	–	–	–	–	3	1	–	–	–	–	–	–	–	–	–
5021	3	5	4	2	1	2	1	2	1	–	2	1	–	–	–	–	–	–
5022	1	2	6	–	–	2	–	2	3	1	–	1	–	–	–	–	–	–
5030	17	18	17	2	–	–	4	7	3	7	11	14	4	–	–	–	–	–
5091	3	1	–	–	–	–	1	1	–	2	–	–	–	–	–	–	–	–
5099	1	–	1	–	–	–	–	–	1	1	–	–	–	–	–	–	–	–
5111	74	35	11	–	1	1	17	14	5	55	20	5	2	–	–	–	–	–
5112	6	3	–	–	–	–	–	–	–	6	3	–	–	–	–	–	–	–
5120	–	1	–	–	–	–	–	–	–	–	1	–	–	–	–	–	–	–
5211	169	162	157	23	16	14	112	120	118	31	24	25	3	–	–	–	2	–
5212	125	63	48	6	1	5	41	19	21	68	42	22	10	1	–	–	–	–
5221	30	32	34	1	1	–	24	23	28	5	7	5	–	–	–	–	1	1
5222	1	–	–	–	–	–	–	–	–	1	–	–	–	–	–	–	–	–
5223	19	21	26	2	4	1	12	13	18	4	4	7	1	–	–	–	–	–
5229	23	19	27	–	–	–	11	11	20	9	8	7	2	–	–	1	–	–
5231	141	114	89	15	10	4	114	87	70	11	16	15	–	–	–	1	1	–
5232	12	6	8	–	–	1	1	1	5	11	5	1	–	–	–	–	–	1
5239	4	1	4	2	–	1	1	1	2	1	–	1	–	–	–	–	–	–
5240	17	25	23	–	3	4	13	17	14	4	5	5	–	–	–	–	–	–
5250	42	28	19	14	9	5	22	13	11	4	6	3	1	–	–	1	–	–
5310	424	501	478	132	177	164	270	307	281	19	17	32	3	–	–	–	–	1
5320	48	45	42	5	2	–	14	25	15	27	18	27	2	–	–	–	–	–
5510	129	126	133	8	9	13	76	81	84	35	34	35	10	1	1	–	1	–
5590	3	5	4	–	–	–	1	2	1	1	3	3	1	–	–	–	–	–
5611	360	322	357	14	9	14	163	216	207	154	93	133	28	3	3	1	1	–
5612	4	3	2	1	–	–	1	1	1	2	2	1	–	–	–	–	–	–
5620	203	188	147	15	7	9	131	111	83	44	69	55	12	1	–	1	–	–
5811	–	1	2	–	–	–	–	–	1	–	1	1	–	–	–	–	–	–
5812	6	5	4	–	–	–	3	4	2	2	1	2	1	–	–	–	–	–
5813	1	–	1	–	–	–	1	–	1	–	–	–	–	–	–	–	–	–
5819	1	–	–	–	–	–	1	–	–	–	–	–	–	–	–	–	–	–
5822	7	8	16	–	1	2	5	4	11	2	3	2	–	–	–	–	–	1
5823	1	–	2	–	–	–	1	–	1	–	–	1	–	–	–	–	–	–
5829	4	3	3	–	–	–	3	2	2	–	1	1	1	–	–	–	–	–
5911	2	–	–	–	–	–	1	–	–	1	–	–	–	–	–	–	–	–
5914	1	–	2	–	–	1	1	–	1	–	–	–	–	–	–	–	–	–
6010	13	7	9	3	–	–	5	6	4	5	1	1	–	–	–	–	–	4
6021	15	18	19	1	–	–	6	11	14	7	7	1	1	–	–	–	–	4
6110	28	45	28	2	–	1	22	38	22	4	7	5	–	–	–	–	–	–
6120	6	31	31	–	–	–	5	26	28	1	5	3	–	–	–	–	–	–
6141	22	5	1	–	1	–	13	3	1	8	1	–	1	–	–	–	–	–
6142	–	1	–	–	–	–	–	1	–	–	–	–	–	–	–	–	–	–
6143	–	–	1	–	–	–	–	–	–	–	–	1	–	–	–	–	–	–
6190	18	31	34	2	6	5	13	19	21	3	5	8	–	–	–	–	1	–
6201	181	100	55	1	–	2	19	22	20	159	78	33	–	–	–	2	–	–
6202	14	15	9	1	1	–	11	12	4	2	2	5	–	–	–	–	–	–
6203	19	24	22	2	6	3	14	15	14	3	3	5	–	–	–	–	–	–
6204	6	9	4	3	–	–	3	7	3	–	2	1	–	–	–	–	–	–
6209	8	3	4	1	–	–	7	3	3	–	–	1	–	–	–	–	–	–
6311	29	12	9	3	1	1	13	7	8	10	4	–	3	–	–	–	–	–

Capítulo 51 - Santa Catarina

51.1 - Quantidade de acidentes do trabalho liquidados, por consequência, segundo a Classificação Nacional de Atividades Econômicas (CNAE), no estado de Santa Catarina - 2014/2016

(continuação)

CNAE	QUANTIDADE DE ACIDENTES DO TRABALHO LIQUIDADOS																	
	Total			Consequência														
				Assistência Médica			Menos de 15 dias			Mais de 15 dias			Incapacidade Permanente			Óbito		
	2014	2015	2016	2014	2015	2016	2014	2015	2016	2014	2015	2016	2014	2015	2016	2014	2015	2016
6319	1	–	1	–	–	–	–	–	1	1	–	–	–	–	–	–	–	–
6399	1	–	–	–	–	–	–	–	–	1	–	–	–	–	–	–	–	–
6410	–	–	1	–	–	–	–	–	–	–	–	1	–	–	–	–	–	–
6421	27	19	7	18	10	2	6	6	2	2	3	3	1	–	–	–	–	–
6422	99	86	111	31	5	22	50	57	56	15	22	32	3	1	1	–	1	–
6423	15	15	12	3	1	1	10	12	10	1	2	1	1	–	–	–	–	–
6424	10	16	15	1	–	–	5	11	7	4	4	8	–	–	–	–	1	–
6434	1	–	–	–	–	–	–	–	–	1	–	–	–	–	–	–	–	–
6435	–	–	1	–	–	–	–	–	1	–	–	–	–	–	–	–	–	–
6436	1	–	1	–	–	–	–	–	1	1	–	–	–	–	–	–	–	–
6462	8	4	3	–	–	–	7	2	3	1	2	–	–	–	–	–	–	–
6463	1	1	2	–	–	–	–	–	–	1	1	2	–	–	–	–	–	–
6470	–	2	–	–	1	–	–	1	–	–	–	–	–	–	–	–	–	–
6491	1	–	–	1	–	–	–	–	–	–	–	–	–	–	–	–	–	–
6493	1	2	2	–	–	–	–	1	1	–	1	1	1	–	–	–	–	–
6499	3	2	5	1	–	–	2	1	2	–	1	3	–	–	–	–	–	–
6511	1	2	1	–	–	–	–	1	1	1	1	–	–	–	–	–	–	–
6512	2	4	3	–	–	–	1	3	2	1	1	1	–	–	–	–	–	–
6520	2	–	–	–	–	–	1	–	–	–	–	–	–	–	–	1	–	–
6541	1	3	–	–	–	–	–	1	–	1	2	–	–	–	–	–	–	–
6550	44	51	44	15	20	15	24	23	24	4	8	5	1	–	–	–	–	–
6612	1	1	–	–	–	–	1	–	–	–	1	–	–	–	–	–	–	–
6613	11	6	3	–	–	–	–	1	2	11	5	1	–	–	–	–	–	–
6619	2	1	1	–	–	–	1	–	1	1	1	–	–	–	–	–	–	–
6621	1	4	1	–	–	–	–	1	–	1	3	1	–	–	–	–	–	–
6622	1	2	5	–	–	–	–	1	4	1	1	1	–	–	–	–	–	–
6629	2	–	–	1	–	–	–	–	–	1	–	–	–	–	–	–	–	–
6630	14	11	–	–	–	–	–	–	–	14	11	–	–	–	–	–	–	–
6810	27	24	27	2	4	1	13	12	17	10	8	8	2	–	–	–	–	1
6821	11	11	10	1	1	–	5	6	8	5	4	2	–	–	–	–	–	–
6822	25	17	14	–	1	–	17	8	8	6	7	6	2	–	–	–	1	–
6911	6	12	5	–	–	1	5	7	3	1	5	1	–	–	–	–	–	–
6912	4	6	9	–	1	–	2	5	9	2	–	–	–	–	–	–	–	–
6920	70	58	72	3	6	9	41	42	52	26	10	10	–	–	–	–	–	1
7010	2	2	1	–	–	–	1	–	1	1	2	–	–	–	–	–	–	–
7020	23	23	25	5	6	10	16	15	12	1	1	3	–	–	–	1	1	–
7111	–	1	–	–	–	–	–	1	–	–	–	–	–	–	–	–	–	–
7112	66	85	82	4	5	6	43	51	49	16	28	24	3	–	2	–	1	1
7119	4	7	2	–	–	–	1	5	2	2	1	–	1	–	–	–	1	–
7120	6	5	10	–	–	3	4	4	3	2	1	4	–	–	–	–	–	–
7210	31	23	21	6	6	7	17	12	11	7	5	3	–	–	–	1	–	–
7220	7	9	3	–	–	–	–	–	–	6	9	3	1	–	–	–	–	–
7311	23	4	4	–	–	–	1	1	1	22	3	3	–	–	–	–	–	–
7312	5	5	8	–	1	1	2	2	5	3	2	2	–	–	–	–	–	–
7319	8	15	18	1	–	–	4	9	6	1	6	11	2	–	1	–	–	–
7320	3	8	3	–	–	–	1	2	1	2	6	2	–	–	–	–	–	–
7410	3	–	–	–	–	–	3	–	–	–	–	–	–	–	–	–	–	–
7420	7	12	6	–	–	–	–	6	3	6	5	3	1	1	–	–	–	–
7490	12	24	20	1	2	8	10	15	8	1	7	4	–	–	–	–	–	–
7500	1	2	3	–	–	–	–	1	2	1	1	1	–	–	–	–	–	–
7711	12	12	15	–	1	3	7	10	10	3	1	2	2	–	–	–	–	–
7721	1	1	1	–	–	–	–	1	1	1	–	–	–	–	–	–	–	–
7723	9	11	10	–	–	–	6	8	6	2	1	4	1	2	–	–	–	–
7729	4	3	–	–	–	–	3	2	–	1	1	–	–	–	–	–	–	–
7731	–	1	2	–	–	–	–	–	1	–	1	1	–	–	–	–	–	–
7732	8	14	13	–	–	1	6	5	7	–	8	5	2	1	–	–	–	–
7733	3	5	7	–	–	1	1	2	6	2	3	–	–	–	–	–	–	–
7739	12	17	17	1	1	–	7	11	12	2	5	5	2	–	–	–	–	–
7740	–	–	1	–	–	–	–	–	–	–	–	1	–	–	–	–	–	–
7810	15	7	2	–	–	–	3	5	1	8	1	1	4	1	–	–	–	–
7820	118	114	132	13	8	15	71	63	61	28	42	54	6	1	1	–	–	1
7830	24	26	34	3	–	4	18	16	17	2	9	13	1	1	–	–	–	–
7911	10	6	4	–	–	–	3	2	3	6	4	–	1	–	–	–	–	1
7990	2	–	1	–	–	–	1	–	1	1	–	–	–	–	–	–	–	–
8011	253	292	232	6	19	15	137	156	118	94	117	99	13	–	–	3	–	–
8012	82	100	59	3	–	1	59	75	33	20	24	24	–	–	–	–	1	1
8020	44	44	50	7	5	8	27	28	33	10	11	9	–	–	–	–	–	–
8030	30	11	3	–	–	–	–	–	–	28	11	3	2	–	–	–	–	–
8111	8	19	22	–	–	–	6	13	14	2	5	8	–	1	–	–	–	–
8112	136	112	183	5	2	13	71	83	124	49	27	41	10	–	3	1	–	2
8121	339	393	432	68	59	76	193	181	190	54	147	162	24	6	4	–	–	–
8122	17	15	22	–	–	–	2	1	–	15	14	22	–	–	–	–	–	–
8129	22	34	38	3	4	5	15	23	25	4	7	8	–	–	–	–	–	–
8130	34	24	16	–	–	–	6	9	3	26	14	13	2	–	–	–	1	–
8211	46	55	81	7	7	9	19	31	55	14	17	17	5	–	–	1	–	–
8219	16	18	23	–	–	–	9	11	14	4	7	8	3	–	–	–	–	1

Capítulo 51 - Santa Catarina

51.1 - Quantidade de acidentes do trabalho liquidados, por consequência, segundo a Classificação Nacional de Atividades Econômicas (CNAE), no estado de Santa Catarina - 2014/2016

(conclusão)

CNAE	QUANTIDADE DE ACIDENTES DO TRABALHO LIQUIDADOS																	
	Total			Consequência														
				Assistência Médica			Menos de 15 dias			Mais de 15 dias			Incapacidade Permanente			Óbito		
	2014	2015	2016	2014	2015	2016	2014	2015	2016	2014	2015	2016	2014	2015	2016	2014	2015	2016
8220	34	37	45	1	4	2	21	27	31	11	6	11	1	–	–	–	–	1
8230	7	12	13	–	1	–	3	5	7	2	5	5	2	1	–	–	–	1
8291	42	35	20	–	1	1	5	6	7	35	28	12	2	–	–	–	–	–
8292	2	1	11	1	–	4	–	1	5	1	–	2	–	–	–	–	–	–
8299	57	85	86	4	5	7	25	46	50	20	31	28	7	–	1	1	3	–
8411	799	919	878	135	120	131	480	461	399	110	318	331	68	16	14	6	4	3
8412	5	95	121	–	–	1	2	7	3	3	88	117	–	–	–	–	–	–
8422	1	2	–	–	–	–	1	1	–	–	1	–	–	–	–	–	–	–
8423	–	7	2	–	–	–	–	3	1	–	4	1	–	–	–	–	–	–
8424	3	4	4	–	–	–	1	1	2	2	3	2	–	–	–	–	–	–
8430	2	–	1	1	–	–	1	–	1	–	–	–	–	–	–	–	–	–
8511	289	377	307	–	2	2	3	7	12	282	368	293	4	–	–	–	–	–
8512	18	13	15	1	–	5	8	8	5	7	5	4	1	–	1	1	–	–
8513	49	52	65	5	4	6	23	35	37	18	12	22	3	–	–	–	1	–
8520	23	17	14	2	1	4	14	14	5	6	2	5	1	–	–	–	–	–
8531	53	59	47	5	7	5	22	29	31	25	23	11	1	–	–	–	–	–
8532	35	29	19	2	5	6	22	10	11	10	14	2	1	–	–	–	–	–
8533	25	33	37	10	15	9	15	16	24	–	2	4	–	–	–	–	–	–
8541	4	6	14	–	–	–	4	6	11	–	–	3	–	–	–	–	–	–
8542	8	9	2	–	–	–	4	1	1	4	8	1	–	–	–	–	–	–
8550	–	3	3	–	–	–	–	3	2	–	–	1	–	–	–	–	–	–
8592	–	–	1	–	–	–	–	–	1	–	–	–	–	–	–	–	–	–
8593	2	8	7	–	1	–	1	5	3	1	2	4	–	–	–	–	–	–
8599	58	60	53	11	17	14	35	39	34	8	4	5	4	–	–	–	–	–
8610	1.845	1.973	2.156	1.299	1.247	1.264	479	544	667	59	181	225	8	–	–	–	1	–
8621	105	79	36	69	33	8	33	39	24	3	7	4	–	–	–	–	–	–
8622	–	1	–	–	–	–	–	1	–	–	–	–	–	–	–	–	–	–
8630	41	62	62	9	15	12	24	39	41	6	8	8	2	–	1	–	–	–
8640	82	83	99	32	31	34	40	40	56	8	12	9	2	–	–	–	–	–
8650	11	10	1	3	6	–	5	3	1	2	1	–	1	–	–	–	–	–
8660	10	4	5	7	–	3	2	2	2	1	2	–	–	–	–	–	–	–
8690	72	43	57	46	18	28	19	17	27	6	8	2	1	–	–	–	–	–
8711	8	8	17	–	1	–	6	5	10	1	2	6	1	–	–	–	–	1
8712	–	1	4	–	–	1	–	1	3	–	–	–	–	–	–	–	–	–
8720	3	4	–	1	–	–	1	2	–	1	2	–	–	–	–	–	–	–
8730	6	5	3	–	–	–	4	3	2	2	2	1	–	–	–	–	–	–
8800	50	40	66	3	3	3	36	27	51	10	10	12	–	–	–	1	–	–
9001	3	1	14	–	–	–	1	–	5	2	1	5	–	–	–	–	–	4
9102	1	1	1	–	–	–	1	1	1	–	–	–	–	–	–	–	–	–
9200	1	–	–	–	–	–	–	–	–	–	–	–	1	–	–	–	–	–
9311	1	–	–	–	–	–	–	–	–	1	–	–	–	–	–	–	–	–
9312	25	26	62	–	1	–	14	13	26	11	12	4	–	–	–	–	–	32
9313	10	13	11	1	–	–	3	7	9	5	6	2	1	–	–	–	–	–
9319	2	6	5	–	–	–	–	3	4	2	3	1	–	–	–	–	–	–
9321	19	31	18	2	1	2	7	18	9	10	12	7	–	–	–	–	–	–
9329	8	8	19	–	–	1	4	5	12	2	3	6	1	–	–	1	–	–
9411	162	129	131	84	48	52	72	70	58	5	11	21	1	–	–	–	–	–
9412	45	48	51	12	10	9	27	16	21	5	22	21	1	–	–	–	–	–
9420	16	15	13	1	–	–	10	10	8	3	5	5	2	–	–	–	–	–
9430	96	104	85	8	6	6	44	66	44	26	30	34	18	1	1	–	1	–
9491	44	70	33	21	23	–	15	19	7	6	7	12	2	21	14	–	–	–
9492	14	8	–	–	–	–	–	–	–	14	8	–	–	–	–	–	–	–
9499	105	95	27	53	43	1	43	44	20	4	7	6	5	–	–	–	1	–
9511	4	2	8	–	–	1	3	2	5	–	–	2	1	–	–	–	–	–
9512	8	4	2	–	–	–	2	2	2	6	2	–	–	–	–	–	–	–
9521	11	12	10	1	–	1	2	6	5	8	6	4	–	–	–	–	–	–
9529	9	6	3	–	–	–	3	3	2	6	3	1	–	–	–	–	–	–
9601	18	22	20	1	3	2	3	14	8	9	4	10	4	1	–	1	–	–
9602	8	7	8	2	1	1	2	4	6	4	2	1	–	–	–	–	–	–
9603	9	8	11	2	–	1	5	7	9	2	1	1	–	–	–	–	–	–
9609	10	9	12	–	–	2	3	4	7	5	5	3	2	–	–	–	–	–
9700	4	4	5	–	–	1	4	4	4	–	–	–	–	–	–	–	–	–
Ignorado	13.784	8.956	8.916	3	2	–	54	79	73	13.331	7.632	7.607	393	1.242	1.234	3	1	2

Fonte: DATAPREV, CAT, SUB.
Nota: Os dados são preliminares, estando sujeitos a correções.

Capítulo 51 - Santa Catarina

51.2 - Quantidade mensal de acidentes do trabalho liquidados, por consequência, no estado de Santa Catarina - 2014/2016

MESES	QUANTIDADE DE ACIDENTES DO TRABALHO LIQUIDADOS																	
	Total			Consequência														
				Assistência Médica			Menos de 15 dias			Mais de 15 dias			Incapacidade Permanente			Óbito		
	2014	2015	2016	2014	2015	2016	2014	2015	2016	2014	2015	2016	2014	2015	2016	2014	2015	2016
TOTAL	**47.915**	**40.314**	**38.314**	**6.560**	**5.643**	**5.365**	**16.425**	**17.221**	**15.054**	**22.909**	**15.823**	**16.242**	**1.858**	**1.478**	**1.484**	**163**	**149**	**169**
Janeiro	3.929	3.515	2.887	534	491	429	1.290	1.294	1.134	1.921	1.565	1.228	177	150	83	7	15	13
Fevereiro	4.086	3.530	3.250	525	505	477	1.346	1.407	1.302	2.019	1.447	1.371	180	159	90	16	12	10
Março	4.354	3.799	3.680	568	553	463	1.584	1.687	1.411	2.046	1.366	1.618	145	179	175	11	14	13
Abril	3.992	3.395	3.298	572	454	452	1.274	1.387	1.257	1.952	1.372	1.425	179	171	155	15	11	9
Maio	4.160	3.521	3.289	532	466	467	1.379	1.520	1.245	2.063	1.339	1.425	169	183	142	17	13	10
Junho	3.794	3.525	3.445	582	468	442	1.251	1.496	1.331	1.814	1.391	1.503	137	156	157	10	14	12
Julho	4.327	3.658	3.249	556	465	403	1.495	1.552	1.283	2.108	1.488	1.431	147	139	124	21	14	8
Agosto	4.237	3.562	3.539	573	490	484	1.385	1.525	1.428	2.098	1.441	1.488	169	96	129	12	10	10
Setembro	4.198	3.344	3.156	579	489	470	1.504	1.413	1.253	1.948	1.355	1.313	155	73	113	12	14	7
Outubro	4.446	3.054	3.019	603	443	429	1.566	1.429	1.187	2.096	1.117	1.235	169	47	153	12	18	15
Novembro	3.574	2.997	2.966	501	466	430	1.265	1.421	1.212	1.655	1.039	1.180	139	65	95	14	6	49
Dezembro	2.818	2.414	2.536	435	353	419	1.086	1.090	1.011	1.189	903	1.025	92	60	68	16	8	13

Fonte: DATAPREV, CAT, SUB.
Nota: Os dados são preliminares, estando sujeitos a correções.

DISTRIBUIÇÃO DE ACIDENTES DO TRABALHO LIQUIDADOS, POR CONSEQUÊNCIA, NO ESTADO DE SANTA CATARINA - 2016

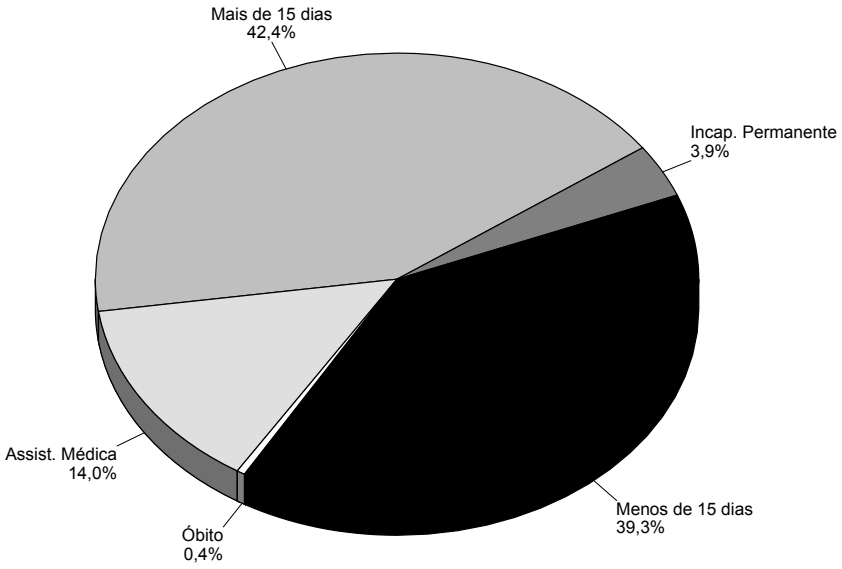

Fonte: DATAPREV, CAT, SUB.

Capítulo 52 - Rio Grande do Sul

52.1 - Quantidade de acidentes do trabalho liquidados, por consequência, segundo a Classificação Nacional de Atividades Econômicas (CNAE), no estado do Rio Grande do Sul -2014/2016

(continua)

CNAE	QUANTIDADE DE ACIDENTES DO TRABALHO LIQUIDADOS																	
	Total			Consequência														
				Assistência Médica			Menos de 15 dias			Mais de 15 dias			Incapacidade Permanente			Óbito		
	2014	2015	2016	2014	2015	2016	2014	2015	2016	2014	2015	2016	2014	2015	2016	2014	2015	2016
TOTAL	**61.556**	**53.621**	**51.609**	**10.375**	**9.722**	**9.405**	**24.286**	**25.650**	**23.251**	**25.637**	**17.144**	**17.921**	**1.098**	**958**	**889**	**160**	**147**	**143**
0111	219	153	140	3	2	1	85	87	71	127	64	63	–	–	1	4	–	4
0112	136	113	82	–	–	–	1	3	–	135	110	81	–	–	1	–	–	–
0113	17	–	–	1	–	–	1	–	–	15	–	–	–	–	–	–	–	–
0114	1	5	–	–	–	–	–	1	–	1	4	–	–	–	–	–	–	–
0115	49	42	40	1	–	–	22	27	19	23	11	19	–	–	1	3	4	1
0116	7	–	–	–	–	–	4	–	–	3	–	–	–	–	–	–	–	–
0119	10	7	10	–	–	–	5	6	7	5	1	3	–	–	–	–	–	–
0121	367	162	185	–	–	2	9	3	12	358	159	171	–	–	–	–	–	–
0122	4	5	2	–	–	–	3	3	1	1	1	1	–	1	–	–	–	–
0131	5	1	4	–	–	–	2	–	–	3	1	4	–	–	–	–	–	–
0132	1	3	1	–	–	–	1	2	–	–	1	1	–	–	–	–	–	–
0133	61	83	79	–	3	3	31	56	56	23	23	20	6	1	–	1	–	–
0134	5	1	–	–	–	–	–	–	–	5	–	–	–	1	–	–	–	–
0135	–	–	1	–	–	–	–	–	–	–	–	–	–	–	1	–	–	–
0139	77	45	61	–	–	–	6	5	7	71	40	53	–	–	–	–	–	1
0141	57	67	67	8	2	2	22	35	34	27	29	29	–	1	–	–	–	2
0142	2	3	5	–	–	–	1	1	4	1	2	1	–	–	–	–	–	–
0151	95	64	43	–	–	–	48	38	23	45	20	20	–	5	–	2	1	–
0152	5	8	5	–	–	–	3	3	1	2	4	4	–	1	–	–	–	–
0153	–	5	2	–	–	–	–	–	–	–	–	1	–	5	1	–	–	–
0154	38	53	39	5	3	2	28	42	29	5	5	6	–	3	1	–	–	1
0155	75	69	70	4	11	14	46	39	36	22	19	19	2	–	–	1	–	1
0159	1	1	1	–	–	–	–	–	–	1	1	1	–	–	–	–	–	–
0161	62	61	89	–	–	2	25	39	53	34	18	28	2	3	5	1	1	1
0162	37	27	26	–	–	–	17	15	12	19	8	8	1	4	6	–	–	–
0163	9	11	11	–	1	–	7	4	7	1	5	3	1	–	1	–	1	–
0210	101	111	93	17	17	11	56	69	58	25	24	24	3	–	–	–	1	–
0220	–	2	3	–	–	–	–	1	1	–	–	2	–	–	–	–	1	–
0230	34	49	43	2	2	4	21	34	23	10	12	15	1	–	–	–	1	1
0311	2	–	1	–	–	–	1	–	1	1	–	–	–	–	–	–	–	–
0321	–	1	–	–	–	–	–	–	–	–	–	–	–	1	–	–	–	–
0322	–	1	–	–	–	–	–	–	–	–	1	–	–	–	–	–	–	–
0500	44	48	45	20	17	20	19	23	14	5	8	11	–	–	–	–	–	–
0600	–	1	–	–	–	–	–	–	–	–	1	–	–	–	–	–	–	–
0721	–	–	1	–	–	–	–	–	–	–	–	–	–	–	1	–	–	–
0810	120	113	94	5	8	2	59	76	62	45	29	29	7	–	1	4	–	–
0892	3	2	6	–	–	–	2	1	4	1	1	2	–	–	–	–	–	–
0899	5	–	1	1	–	–	1	–	–	2	–	1	1	–	–	–	–	–
0910	5	–	–	5	–	–	–	–	–	–	–	–	–	–	–	–	–	–
0990	1	1	1	–	–	1	–	1	–	–	–	–	1	–	–	–	–	–
1011	567	590	708	52	75	95	372	424	501	127	91	112	15	–	–	1	–	–
1012	2.051	2.070	1.918	340	574	674	1.260	1.249	992	431	244	251	20	2	–	–	1	1
1013	361	280	224	41	64	33	216	171	147	101	45	44	3	–	–	–	–	–
1020	8	12	11	–	–	–	1	11	6	6	1	5	1	–	–	–	–	–
1031	20	22	14	–	2	1	12	10	8	7	10	5	–	–	–	1	–	–
1032	32	32	20	2	3	–	25	25	16	4	3	4	1	1	–	–	–	–
1033	25	18	26	–	1	–	20	13	18	5	4	8	–	–	–	–	–	–
1041	96	114	138	12	7	28	55	80	84	27	26	24	1	–	–	1	1	2
1042	–	2	–	–	–	–	–	1	–	–	1	–	–	–	–	–	–	–
1043	1	–	–	–	–	–	–	–	–	1	–	–	–	–	–	–	–	–
1051	47	50	51	17	10	13	20	33	26	9	7	12	1	–	–	–	–	–
1052	166	199	273	36	41	50	91	129	179	35	28	43	4	1	–	–	–	1
1053	11	14	14	2	–	1	3	11	11	6	3	2	–	–	–	–	–	–
1061	231	209	178	5	5	8	114	121	91	99	76	78	13	3	1	–	4	–
1062	53	73	60	2	10	2	31	37	35	19	26	23	1	–	–	–	–	–
1064	2	1	1	–	–	–	–	1	1	2	–	–	–	–	–	–	–	–
1066	117	128	113	9	17	17	74	88	63	34	22	33	–	–	–	–	1	–
1069	57	53	72	2	5	11	47	44	48	6	3	13	1	–	–	1	1	–
1081	2	2	1	1	–	–	–	2	1	1	–	–	–	–	–	–	–	–
1091	231	171	183	26	10	5	119	105	106	82	56	71	4	–	–	–	–	1
1092	33	50	54	4	8	8	19	35	32	9	7	14	1	–	–	–	–	–
1093	79	74	82	4	6	6	53	46	55	19	21	21	2	–	–	1	1	–
1094	38	33	33	1	4	–	11	21	20	23	7	13	3	1	–	–	–	–
1095	4	1	2	–	–	–	1	–	–	2	1	2	1	–	–	–	–	–
1096	16	12	11	1	1	1	8	8	6	7	3	4	–	–	–	–	–	–
1099	96	80	80	12	12	8	51	54	47	29	14	25	3	–	–	1	–	–
1111	9	9	3	–	–	–	1	6	2	8	3	1	–	–	–	–	–	–
1112	97	68	42	11	7	1	65	55	25	20	6	16	–	–	–	1	–	–
1113	62	39	35	31	16	10	14	13	15	17	10	10	–	–	–	–	–	–
1121	12	6	21	1	–	2	9	1	13	2	5	6	–	–	–	–	–	–
1122	248	145	206	20	11	30	188	110	147	39	24	29	1	–	–	–	–	–
1210	126	134	120	28	16	18	85	107	90	11	11	12	2	–	–	–	–	–
1220	60	41	24	22	13	7	32	22	12	6	5	4	–	–	–	–	1	1
1311	1	2	2	–	–	–	–	–	1	–	2	1	1	–	–	–	–	–
1312	4	6	1	1	–	–	2	5	1	1	1	–	–	–	–	–	–	–
1313	27	22	25	–	3	–	19	11	15	6	8	10	2	–	–	–	–	–
1322	–	–	1	–	–	–	–	–	–	–	–	1	–	–	–	–	–	–

Capítulo 52 - Rio Grande do Sul

52.1 - Quantidade de acidentes do trabalho liquidados, por consequência, segundo a Classificação Nacional de Atividades Econômicas (CNAE), no estado do Rio Grande do Sul - 2014/2016

(continuação)

CNAE	QUANTIDADE DE ACIDENTES DO TRABALHO LIQUIDADOS																	
	Total			Consequência														
				Assistência Médica			Menos de 15 dias			Mais de 15 dias			Incapacidade Permanente			Óbito		
	2014	2015	2016	2014	2015	2016	2014	2015	2016	2014	2015	2016	2014	2015	2016	2014	2015	2016
1323	6	4	4	–	–	–	3	3	1	3	1	3	–	–	–	–	–	–
1330	25	16	16	3	1	1	20	13	10	2	2	5	–	–	–	–	–	–
1340	22	12	18	–	–	1	12	9	12	10	3	5	–	–	–	–	–	–
1351	2	6	6	–	–	–	2	5	4	–	1	2	–	–	–	–	–	–
1352	–	–	1	–	–	–	–	–	1	–	–	–	–	–	–	–	–	–
1353	3	2	5	–	–	–	3	1	4	–	1	1	–	–	–	–	–	–
1354	34	21	35	3	2	7	16	15	16	15	4	11	–	–	–	–	–	1
1359	24	29	22	–	3	4	8	16	11	16	10	7	–	–	–	–	–	–
1411	9	9	9	1	–	1	3	6	2	4	3	6	1	–	–	–	–	–
1412	84	90	73	13	17	12	43	52	45	25	19	14	3	–	1	–	2	1
1413	6	6	2	–	1	–	4	5	2	2	–	–	–	–	–	–	–	–
1414	28	13	7	–	–	–	19	10	3	8	3	4	1	–	–	–	–	–
1421	1	1	–	–	–	–	–	1	–	1	–	–	–	–	–	–	–	–
1422	9	11	7	–	–	2	7	7	2	2	4	3	–	–	–	–	–	–
1510	191	141	119	7	2	3	117	89	69	64	46	47	2	2	–	1	2	–
1521	16	14	9	–	–	–	6	6	3	9	8	6	1	–	–	–	–	–
1529	16	10	17	–	–	–	5	4	12	9	6	5	2	–	–	–	–	–
1531	433	433	361	18	30	16	251	294	236	154	106	109	9	1	–	1	2	–
1532	18	28	21	4	2	–	7	17	11	7	9	10	–	–	–	–	–	–
1533	216	245	251	9	35	41	163	173	169	42	37	39	2	–	–	–	–	2
1539	33	33	33	2	3	5	21	22	16	9	8	12	1	–	–	–	–	–
1540	116	104	94	6	6	5	60	70	52	44	28	37	5	–	–	1	–	–
1610	184	149	160	1	3	1	58	83	70	113	59	84	11	–	3	1	4	2
1621	90	86	60	22	18	9	39	59	41	27	9	10	2	–	–	–	–	–
1622	92	82	76	2	2	4	27	45	40	54	34	31	9	1	–	–	–	1
1623	43	43	25	2	4	1	26	23	13	13	16	11	2	–	–	–	–	–
1629	30	18	65	–	4	21	12	10	34	15	4	10	3	–	–	–	–	–
1710	85	106	69	53	64	39	27	36	22	5	6	8	–	–	–	–	–	–
1721	82	54	44	8	10	8	56	32	25	16	12	11	–	–	–	2	–	–
1722	1	3	1	–	–	–	1	–	–	–	3	1	–	–	–	–	–	–
1731	24	15	15	1	–	1	7	8	7	15	7	7	1	–	–	–	–	–
1732	16	16	11	1	1	–	5	10	8	10	5	3	–	–	–	–	–	–
1733	85	72	43	5	8	2	56	55	27	21	9	14	3	–	–	–	–	–
1741	58	47	17	2	–	1	33	29	11	23	18	5	–	–	–	–	–	–
1742	20	44	28	3	4	3	13	30	19	3	9	6	1	–	–	–	1	–
1749	28	20	14	3	2	–	15	8	11	9	10	3	1	–	–	–	–	–
1811	17	6	8	–	–	1	3	4	6	14	2	1	–	–	–	–	–	–
1812	25	4	–	–	–	–	–	–	–	24	4	–	1	–	–	–	–	–
1813	72	45	32	6	2	–	40	36	19	23	6	13	3	1	–	–	–	–
1821	3	2	3	–	–	–	–	2	1	3	–	1	–	–	1	–	–	–
1822	6	10	6	–	–	–	2	6	3	4	4	3	–	–	–	–	–	–
1830	–	2	–	–	–	–	–	1	–	–	1	–	–	–	–	–	–	–
1910	12	4	–	–	–	–	–	–	–	12	4	–	–	–	–	–	–	–
1921	50	34	34	20	17	11	21	16	16	9	1	7	–	–	–	–	–	–
1922	14	12	7	–	–	1	9	10	4	4	2	2	1	–	–	–	–	–
1931	37	17	5	–	–	–	–	–	–	37	17	5	–	–	–	–	–	–
1932	30	43	14	2	4	–	18	30	11	10	9	3	–	–	–	–	–	–
2011	–	–	1	–	–	–	–	–	–	–	–	1	–	–	–	–	–	–
2012	–	–	2	–	–	–	–	–	2	–	–	–	–	–	–	–	–	–
2013	143	129	109	88	75	56	40	44	36	15	8	16	–	–	–	–	2	1
2014	4	5	3	–	–	1	3	2	1	1	3	1	–	–	–	–	–	–
2019	4	8	8	–	–	1	3	4	6	1	4	1	–	–	–	–	–	–
2021	44	17	8	39	13	7	2	4	1	3	–	–	–	–	–	–	–	–
2022	5	1	2	–	–	–	–	–	–	5	1	2	–	–	–	–	–	–
2029	58	52	38	15	17	10	36	30	22	7	5	6	–	–	–	–	–	–
2031	28	19	14	22	12	12	2	6	2	4	1	–	–	–	–	–	–	–
2033	4	2	7	4	–	5	–	2	2	–	–	–	–	–	–	–	–	–
2040	15	4	2	–	–	–	4	1	2	11	3	–	–	–	–	–	–	–
2051	4	8	7	1	3	1	3	5	5	–	–	1	–	–	–	–	–	–
2052	4	2	2	–	–	–	2	1	2	2	1	–	–	–	–	–	–	–
2061	20	23	23	1	–	1	14	18	11	4	4	11	1	–	–	–	1	–
2062	6	6	8	–	–	2	2	5	5	4	1	1	–	–	–	–	–	–
2063	16	14	24	–	3	2	7	9	13	9	2	8	–	–	–	–	–	1
2071	43	36	16	10	2	4	29	28	10	4	5	2	–	–	–	–	1	–
2073	9	2	3	1	–	–	7	2	2	1	–	1	–	–	–	–	–	–
2091	11	12	17	1	–	2	3	4	8	7	8	7	–	–	–	–	–	–
2092	5	1	1	1	–	–	3	–	1	–	1	–	1	–	–	–	–	–
2093	5	–	4	–	–	2	2	–	2	3	–	–	–	–	–	–	–	–
2099	18	19	22	2	6	2	8	8	15	7	5	5	1	–	–	–	–	–
2110	2	–	1	–	–	1	–	–	–	2	–	–	–	–	–	–	–	–
2121	29	43	24	3	3	1	23	30	17	3	10	6	–	–	–	–	–	–
2122	2	3	7	–	1	4	–	2	2	1	–	1	1	–	–	–	–	–
2211	118	104	114	56	50	32	35	28	44	27	26	38	–	–	–	–	–	–
2212	19	21	12	1	–	1	4	15	7	13	6	4	1	–	–	–	–	–
2219	188	108	107	9	4	8	105	67	69	73	36	30	1	–	–	–	1	–
2221	42	54	51	1	–	6	25	36	37	16	18	8	–	–	–	–	–	–
2222	157	151	134	26	24	31	88	93	67	41	34	36	2	–	–	–	–	–

Capítulo 52 - Rio Grande do Sul

52.1 - Quantidade de acidentes do trabalho liquidados, por consequência, segundo a Classificação Nacional de Atividades Econômicas (CNAE), no estado do Rio Grande do Sul - 2014/2016

(continuação)

CNAE	QUANTIDADE DE ACIDENTES DO TRABALHO LIQUIDADOS																	
	Total			Consequência														
				Assistência Médica			Menos de 15 dias			Mais de 15 dias			Incapacidade Permanente			Óbito		
	2014	2015	2016	2014	2015	2016	2014	2015	2016	2014	2015	2016	2014	2015	2016	2014	2015	2016
2223	3	–	1	–	–	1	1	–	–	2	–	–	–	–	–	–	–	–
2229	493	363	376	31	18	15	320	255	246	136	90	114	5	–	–	1	–	1
2311	32	24	36	1	–	–	17	18	29	14	6	7	–	–	–	–	–	–
2312	4	2	4	–	–	–	1	2	3	3	–	1	–	–	–	–	–	–
2319	51	50	38	1	1	2	37	36	26	13	13	10	–	–	–	–	–	–
2320	15	8	16	8	6	9	3	2	6	4	–	1	–	–	–	–	–	–
2330	191	154	134	11	16	7	74	84	63	95	48	61	9	3	1	2	3	2
2341	1	2	–	–	–	–	–	1	–	1	1	–	–	–	–	–	–	–
2342	79	78	57	3	6	1	25	34	25	45	38	31	5	–	–	1	–	–
2349	9	14	9	1	2	2	3	8	3	5	4	4	–	–	–	–	–	–
2391	34	40	35	–	–	2	19	25	19	12	13	14	3	–	–	–	2	–
2392	12	5	8	–	–	–	11	4	6	1	1	2	–	–	–	–	–	–
2399	10	15	12	1	–	–	5	14	6	4	1	5	–	–	1	–	–	–
2421	–	–	1	–	–	1	–	–	–	–	–	–	–	–	–	–	–	–
2422	1	–	–	–	–	–	–	–	–	1	–	–	–	–	–	–	–	–
2423	79	53	44	60	31	24	11	17	9	8	5	11	–	–	–	–	–	–
2424	7	6	5	–	1	–	3	3	5	3	2	–	1	–	–	–	–	–
2431	19	13	2	10	2	–	6	9	1	3	2	1	–	–	–	–	–	–
2439	31	21	11	1	1	1	26	17	7	3	2	3	1	–	–	–	1	–
2441	10	12	10	1	–	1	6	12	6	3	–	3	–	–	–	–	–	–
2443	–	8	–	–	3	–	–	4	–	–	–	–	–	–	–	–	1	–
2449	11	10	11	2	–	–	1	8	10	7	2	1	1	–	–	–	–	–
2451	221	152	177	13	16	37	123	98	105	83	38	35	2	–	–	–	–	–
2452	21	19	8	–	2	–	8	8	4	12	9	4	1	–	–	–	–	–
2511	392	226	150	183	83	56	121	95	50	80	48	43	7	–	–	1	–	1
2512	110	108	105	11	9	5	55	69	66	41	30	34	3	–	–	–	–	–
2513	3	2	5	1	–	3	–	1	–	2	1	2	–	–	–	–	–	–
2521	32	22	33	1	2	6	16	12	13	14	7	14	1	–	–	–	1	–
2522	12	11	2	–	–	–	1	5	1	10	6	1	1	–	–	–	–	–
2531	123	106	121	11	8	20	74	69	81	38	29	20	–	–	–	–	–	–
2532	56	30	29	8	2	1	25	19	11	19	9	17	4	–	–	–	–	–
2539	196	129	95	11	7	6	123	81	59	59	41	30	3	–	–	–	–	–
2541	135	154	130	66	66	43	51	78	72	16	10	15	2	–	–	–	–	–
2542	44	47	42	3	1	3	22	27	27	18	19	12	1	–	–	–	–	–
2543	157	152	137	70	50	55	52	84	61	34	16	21	1	1	–	–	1	–
2550	180	157	65	28	17	5	128	114	41	22	26	18	2	–	–	–	–	1
2591	127	107	73	57	38	29	47	56	38	23	13	6	–	–	–	–	–	–
2592	36	41	55	1	4	8	24	26	31	10	11	16	1	–	–	–	–	–
2593	87	72	82	5	7	9	36	44	47	40	20	24	6	–	–	–	1	2
2599	384	270	187	43	39	27	228	171	98	106	58	60	7	1	2	–	1	–
2610	108	96	65	4	10	5	80	78	55	21	8	5	2	–	–	1	–	–
2621	1	1	1	–	1	–	–	–	–	1	–	1	–	–	–	–	–	–
2622	19	43	57	–	–	1	14	40	51	5	3	5	–	–	–	–	–	–
2631	2	8	3	1	4	–	1	3	2	–	1	1	–	–	–	–	–	–
2632	7	4	53	1	–	39	3	4	12	2	–	2	1	–	–	–	–	–
2640	29	11	11	–	–	1	11	3	5	18	8	5	–	–	–	–	–	–
2651	26	35	25	2	2	3	14	24	19	10	9	3	–	–	–	–	–	–
2660	2	1	3	–	1	1	2	–	1	–	–	1	–	–	–	–	–	–
2670	4	1	6	–	–	1	3	1	5	1	–	–	–	–	–	–	–	–
2680	–	–	1	–	–	–	–	–	1	–	–	–	–	–	–	–	–	–
2710	41	28	18	3	–	6	28	21	9	10	7	2	–	–	–	–	–	1
2721	4	2	–	–	–	–	2	1	–	2	1	–	–	–	–	–	–	–
2722	6	16	9	–	–	–	4	12	5	2	4	4	–	–	–	–	–	–
2731	66	46	30	14	8	7	29	28	10	20	10	13	–	–	–	3	–	–
2732	40	33	34	5	2	8	29	26	23	6	5	3	–	–	–	–	–	–
2733	5	10	11	1	1	–	3	6	9	1	3	2	–	–	–	–	–	–
2740	11	10	10	2	–	–	8	8	6	1	2	4	–	–	–	–	–	–
2751	45	27	16	2	1	–	23	20	8	19	6	7	1	–	–	–	–	1
2759	5	7	7	–	–	1	4	5	4	1	2	2	–	–	–	–	–	–
2790	31	17	20	1	1	–	15	13	14	15	3	5	–	–	1	–	–	–
2811	10	5	4	–	1	–	–	1	3	10	3	1	–	–	–	–	–	–
2812	49	43	21	11	10	1	19	23	11	19	10	9	–	–	–	–	–	–
2813	14	24	17	2	3	5	6	9	5	5	12	7	–	–	–	1	–	–
2814	–	–	1	–	–	–	–	–	–	–	–	1	–	–	–	–	–	–
2815	21	28	27	–	–	2	6	12	5	14	15	20	1	–	–	–	1	–
2821	21	10	5	2	1	1	9	4	3	10	5	1	–	–	–	–	–	–
2822	178	159	132	14	30	18	96	105	84	65	22	30	3	–	–	–	2	–
2823	87	89	94	2	4	5	52	56	69	29	29	20	4	–	–	–	–	–
2824	54	37	37	34	14	9	12	20	18	7	3	10	1	–	–	–	–	–
2825	3	–	1	–	–	–	–	–	1	3	–	–	–	–	–	–	–	–
2829	103	77	74	3	4	5	71	56	50	29	16	19	–	–	–	–	1	–
2831	85	42	40	7	13	11	58	25	18	19	4	11	1	–	–	–	–	–
2832	1	3	1	–	–	–	–	2	1	1	1	–	–	–	–	–	–	–
2833	1.217	809	713	109	86	121	812	571	447	285	149	144	10	1	–	1	2	1
2840	124	110	71	53	47	19	59	49	38	11	14	14	1	–	–	–	–	–
2851	28	3	2	19	–	1	6	2	1	3	1	–	–	–	–	–	–	–
2852	–	–	1	–	–	–	–	–	–	–	–	1	–	–	–	–	–	–

Capítulo 52 - Rio Grande do Sul

52.1 - Quantidade de acidentes do trabalho liquidados, por consequência, segundo a Classificação Nacional de Atividades Econômicas (CNAE), no estado do Rio Grande do Sul - 2014/2016

(continuação)

CNAE	QUANTIDADE DE ACIDENTES DO TRABALHO LIQUIDADOS																	
	Total			Consequência														
				Assistência Médica			Menos de 15 dias			Mais de 15 dias			Incapacidade Permanente			Óbito		
	2014	2015	2016	2014	2015	2016	2014	2015	2016	2014	2015	2016	2014	2015	2016	2014	2015	2016
2854	29	33	7	2	3	–	19	22	6	7	8	1	1	–	–	–	–	–
2861	26	15	15	3	1	2	12	11	8	10	3	5	1	–	–	–	–	–
2862	126	91	72	4	3	3	93	78	48	26	10	21	2	–	–	1	–	–
2863	4	8	1	–	–	–	4	6	–	–	2	1	–	–	–	–	–	–
2864	29	23	14	–	–	–	24	20	10	5	3	4	–	–	–	–	–	–
2865	4	5	8	–	–	–	–	3	4	3	2	4	1	–	–	–	–	–
2866	8	5	3	–	–	–	7	3	2	1	2	1	–	–	–	–	–	–
2869	160	134	88	11	13	9	105	93	54	43	28	25	1	–	–	–	–	–
2910	272	123	82	144	84	33	100	33	42	28	6	7	–	–	–	–	–	–
2920	30	10	6	1	1	1	13	4	1	15	5	4	–	–	–	1	–	–
2930	917	707	653	89	76	78	709	553	485	113	77	90	6	–	–	–	1	–
2941	30	21	23	1	4	11	22	11	9	6	6	3	1	–	–	–	–	–
2942	288	253	261	146	129	168	102	90	67	39	34	26	1	–	–	–	–	–
2943	293	247	176	60	33	34	208	188	125	23	26	16	2	–	–	–	–	1
2944	24	24	21	3	1	1	14	17	15	7	6	5	–	–	–	–	–	–
2945	21	12	20	3	1	8	15	10	7	3	1	5	–	–	–	–	–	–
2949	448	314	297	34	31	33	335	230	209	77	53	55	2	–	–	–	–	–
2950	4	4	2	–	1	–	2	2	1	1	1	1	–	–	–	1	–	–
3011	580	402	257	431	260	135	103	104	93	43	37	29	3	–	–	–	1	–
3012	18	7	6	–	1	1	12	4	2	5	2	3	–	–	–	1	–	–
3031	2	7	15	–	1	–	2	4	12	–	2	3	–	–	–	–	–	–
3032	20	14	2	4	–	–	13	11	1	3	3	1	–	–	–	–	–	–
3091	2	–	2	1	–	–	–	–	1	1	–	1	–	–	–	–	–	–
3092	4	1	–	–	1	–	1	–	–	3	–	–	–	–	–	–	–	–
3099	10	7	4	–	–	–	4	5	1	5	1	3	1	–	–	–	1	–
3101	560	638	514	64	66	45	266	399	302	208	170	165	22	–	2	–	3	–
3102	99	64	53	2	7	3	51	41	32	40	15	18	6	1	–	–	–	–
3103	34	32	32	3	2	3	22	24	20	7	6	9	2	–	–	–	–	–
3104	45	21	22	6	3	3	22	15	10	17	3	9	–	–	–	–	–	–
3211	13	11	11	2	2	3	5	5	4	4	4	3	1	–	1	1	–	–
3220	–	–	2	–	–	–	–	–	2	–	–	–	–	–	–	–	–	–
3230	28	15	5	1	–	–	1	2	–	26	13	5	–	–	–	–	–	–
3240	3	6	5	–	–	–	2	2	2	1	4	3	–	–	–	–	–	–
3250	34	37	30	4	3	1	20	25	21	10	9	8	–	–	–	–	–	–
3291	68	49	41	7	4	1	42	33	31	18	12	9	1	–	–	–	–	–
3292	9	10	4	–	1	1	5	5	1	2	4	2	2	–	–	–	–	–
3299	83	87	56	19	27	5	43	52	32	20	8	19	1	–	–	–	–	–
3311	16	8	10	–	1	1	7	4	5	8	3	4	1	–	–	–	–	–
3312	18	7	2	6	–	1	4	4	1	7	3	–	–	–	–	1	–	–
3313	6	9	13	2	2	2	3	3	10	1	4	1	–	–	–	–	–	–
3314	50	46	65	9	6	8	17	28	38	22	11	19	2	1	–	–	–	–
3316	103	124	124	6	24	18	91	92	97	5	7	9	1	–	–	–	1	–
3317	3	2	–	–	–	–	2	2	–	1	–	–	–	–	–	–	–	–
3319	8	25	10	–	9	1	6	12	5	2	4	4	–	–	–	–	–	–
3321	13	11	23	3	1	3	8	7	12	2	3	8	–	–	–	–	–	–
3329	9	6	9	–	1	–	6	3	4	2	2	5	1	–	–	–	–	–
3511	67	51	52	10	18	12	33	22	36	20	9	4	2	–	–	2	2	–
3512	19	21	14	5	10	7	8	8	6	4	1	1	2	1	–	–	1	–
3514	150	202	187	51	77	93	83	105	71	12	16	22	4	–	–	–	4	1
3520	5	4	2	2	2	–	2	2	2	1	–	–	–	–	–	–	–	–
3530	–	1	–	–	–	–	–	1	–	–	–	–	–	–	–	–	–	–
3600	218	228	238	68	80	89	115	117	119	30	31	28	4	–	–	1	–	2
3701	1	1	–	–	–	–	–	1	–	1	–	–	–	–	–	–	–	–
3702	14	12	12	2	–	–	4	7	4	5	5	8	3	–	–	–	–	–
3811	398	444	360	10	4	13	331	384	288	52	55	58	4	–	–	1	1	1
3812	7	2	7	1	–	1	3	2	4	3	–	2	–	–	–	–	–	–
3821	19	13	3	1	1	–	16	9	3	2	3	–	–	–	–	–	–	–
3822	2	5	5	–	2	1	1	1	2	1	2	2	–	–	–	–	–	–
3831	27	25	26	2	–	2	14	18	13	11	7	11	–	–	–	–	–	–
3832	24	8	9	–	–	–	12	3	8	11	5	1	1	–	–	–	–	–
3839	12	19	18	–	–	1	5	16	8	5	3	8	2	–	1	–	–	–
3900	–	1	1	–	–	1	–	1	–	–	–	–	–	–	–	–	–	–
4110	230	258	291	16	19	21	111	168	177	97	69	90	5	1	2	1	1	1
4120	894	789	685	73	43	47	397	462	354	364	275	278	54	5	2	6	4	4
4211	174	146	112	32	20	6	89	100	71	43	25	32	7	–	1	3	1	2
4212	97	81	95	61	47	61	20	22	19	16	10	14	–	–	–	–	2	1
4213	19	10	19	2	2	–	7	5	7	10	3	12	–	–	–	–	–	–
4221	397	304	238	38	22	13	152	119	108	198	160	115	5	–	–	4	3	2
4222	21	31	14	7	10	3	9	15	3	5	6	8	–	–	–	–	–	–
4223	6	1	1	–	–	–	2	–	–	4	1	1	–	–	–	–	–	–
4291	4	1	2	–	–	–	2	–	1	2	1	1	–	–	–	–	–	–
4292	212	121	70	110	63	27	61	37	24	40	21	19	–	–	–	1	–	–
4299	82	71	50	15	8	4	34	38	20	27	25	26	4	–	–	2	–	–
4311	7	6	3	–	–	–	3	5	–	4	1	3	–	–	–	–	–	–
4312	2	–	1	1	–	–	–	–	1	1	–	–	–	–	–	–	–	–
4313	54	35	25	8	1	1	23	11	7	22	22	17	1	–	–	–	1	–
4319	3	5	3	–	–	–	–	–	–	2	5	3	1	–	–	–	–	–

Capítulo 52 - Rio Grande do Sul

52.1 - Quantidade de acidentes do trabalho liquidados, por consequência, segundo a Classificação Nacional de Atividades Econômicas (CNAE), no estado do Rio Grande do Sul - 2014/2016

(continuação)

CNAE	QUANTIDADE DE ACIDENTES DO TRABALHO LIQUIDADOS																	
	Total			Consequência														
				Assistência Médica			Menos de 15 dias			Mais de 15 dias			Incapacidade Permanente			Óbito		
	2014	2015	2016	2014	2015	2016	2014	2015	2016	2014	2015	2016	2014	2015	2016	2014	2015	2016
4321	169	129	111	26	18	19	80	74	66	57	36	25	5	–	–	1	1	1
4322	48	47	55	2	2	7	26	34	22	17	9	26	2	–	–	1	2	–
4329	59	64	43	7	9	8	37	39	25	14	16	10	1	–	–	–	–	–
4330	114	99	59	8	12	2	53	59	28	50	28	28	2	–	–	1	–	1
4391	17	21	12	1	3	–	10	12	6	5	6	6	1	–	–	–	–	–
4399	181	128	110	15	8	7	91	64	49	65	55	54	9	–	–	1	1	–
4511	177	140	142	11	18	15	111	87	104	47	34	22	7	–	–	1	1	1
4512	21	7	7	–	–	–	1	–	1	20	7	6	–	–	–	–	–	–
4520	136	124	135	6	7	4	76	74	60	52	43	68	2	–	1	–	–	2
4530	250	198	235	11	13	19	121	123	125	109	61	88	8	–	–	1	1	3
4541	45	23	23	–	2	–	21	11	14	24	10	9	–	–	–	–	–	–
4543	5	2	1	–	–	–	2	–	–	3	2	1	–	–	–	–	–	–
4611	7	11	12	–	–	–	5	11	12	2	–	–	–	–	–	–	–	–
4612	1	2	2	–	–	–	1	1	2	–	1	–	–	–	–	–	–	–
4613	1	1	–	–	–	–	–	1	–	1	–	–	–	–	–	–	–	–
4614	–	2	–	–	–	–	–	2	–	–	–	–	–	–	–	–	–	–
4615	–	–	1	–	–	–	–	–	–	–	–	1	–	–	–	–	–	–
4617	3	4	6	–	2	–	1	–	–	2	2	6	–	–	–	–	–	–
4618	1	1	2	–	–	–	1	1	1	–	–	1	–	–	–	–	–	–
4619	5	2	3	–	1	–	4	1	1	1	–	2	–	–	–	–	–	–
4622	84	85	72	–	1	2	46	60	43	29	24	27	7	–	–	2	–	–
4623	127	95	100	11	3	8	79	72	58	31	17	34	4	–	–	2	3	–
4631	8	11	14	–	–	–	3	6	7	5	5	7	–	–	–	–	–	–
4632	51	45	52	3	2	1	26	31	31	19	12	18	2	–	1	1	–	1
4633	26	24	16	1	2	–	14	10	9	10	11	7	–	–	–	1	1	–
4634	21	32	22	1	2	1	13	20	13	6	10	8	–	–	–	1	–	–
4635	155	150	166	26	26	25	75	98	101	49	25	40	5	–	–	–	1	–
4636	11	14	6	3	6	–	5	6	2	3	2	3	–	–	–	–	–	1
4637	38	33	45	1	3	2	26	26	26	10	4	17	1	–	–	–	–	–
4639	88	95	84	3	10	5	51	52	42	30	32	37	2	–	–	2	1	–
4641	6	3	4	1	–	–	3	3	3	2	–	1	–	–	–	–	–	–
4642	7	9	8	1	–	1	2	6	2	3	3	5	–	–	–	1	–	–
4643	5	12	9	–	–	–	1	9	7	4	3	2	–	–	–	–	–	–
4644	33	67	60	3	5	4	15	42	37	13	20	19	2	–	–	–	–	–
4645	9	9	6	–	2	1	5	6	3	4	1	2	–	–	–	–	–	–
4646	10	6	12	1	–	1	4	4	6	5	2	5	–	–	–	–	–	–
4647	17	8	9	3	–	–	10	6	4	3	2	5	–	–	–	1	–	–
4649	31	30	18	3	1	–	13	18	8	15	11	10	–	–	–	–	–	–
4651	1	2	3	–	–	–	–	1	2	1	1	1	–	–	–	–	–	–
4652	5	–	5	–	–	–	3	–	3	2	–	2	–	–	–	–	–	–
4661	59	34	54	8	5	6	43	26	34	8	3	14	–	–	–	–	–	–
4662	5	–	1	–	–	–	4	–	1	1	–	–	–	–	–	–	–	–
4663	18	23	18	3	3	2	9	12	11	6	8	4	–	–	–	–	–	1
4664	4	–	1	–	–	–	3	–	1	1	–	–	–	–	–	–	–	–
4665	8	7	4	–	–	1	3	6	2	5	1	1	–	–	–	–	–	–
4669	7	5	6	–	–	1	5	4	3	–	1	2	2	–	–	–	–	–
4671	16	18	16	–	–	1	3	12	8	10	4	7	3	–	–	–	2	–
4672	53	29	29	1	–	3	42	22	22	10	7	4	–	–	–	–	–	–
4673	5	6	7	–	–	–	4	4	5	–	2	2	1	–	–	–	–	–
4674	–	1	2	–	–	–	–	–	–	–	1	2	–	–	–	–	–	–
4679	27	24	18	2	3	1	14	15	10	11	6	7	–	–	–	–	–	–
4681	14	22	23	4	3	2	9	15	12	1	3	9	–	–	–	–	1	–
4682	59	46	26	14	11	14	32	23	6	13	12	6	–	–	–	–	–	–
4683	13	11	12	2	–	1	8	9	8	3	2	3	–	–	–	–	–	–
4684	3	8	3	1	–	–	2	7	3	–	1	–	–	–	–	–	–	–
4685	29	30	26	5	2	4	17	19	12	6	9	10	1	–	–	–	–	–
4686	8	5	10	–	2	–	3	3	4	3	–	6	1	–	–	1	–	–
4687	62	62	53	7	9	5	22	32	28	29	20	18	3	–	1	1	1	1
4689	90	89	84	7	8	12	64	62	55	18	19	17	1	–	–	–	–	–
4691	61	47	94	28	6	6	18	30	68	13	11	19	1	–	–	1	–	1
4692	9	5	12	1	–	–	3	3	7	4	2	5	1	–	–	–	–	–
4693	49	46	56	3	2	7	30	34	36	15	10	13	–	–	–	1	–	–
4711	1.550	1.669	1.839	225	137	85	906	1.156	1.251	404	372	500	13	1	2	2	3	1
4712	109	102	121	2	5	4	42	64	61	58	32	54	6	1	2	1	–	–
4713	62	54	44	4	2	2	30	35	27	26	17	15	1	–	–	1	–	–
4721	73	49	58	5	3	3	29	31	32	31	15	20	8	–	1	–	–	2
4722	24	23	14	1	1	2	11	10	9	12	12	3	–	–	–	–	–	–
4723	14	17	18	–	1	2	3	10	8	10	5	7	1	1	–	–	–	1
4724	14	13	8	–	1	1	5	6	4	8	6	3	1	–	–	–	–	–
4729	30	26	41	1	1	3	15	23	23	13	2	15	1	–	–	–	–	–
4731	197	222	196	2	6	7	88	153	107	99	62	79	7	–	2	1	1	1
4732	2	–	–	–	–	–	–	–	–	2	–	–	–	–	–	–	–	–
4741	15	17	18	–	–	–	6	10	7	8	6	11	1	–	–	–	1	–
4742	31	34	34	1	4	1	9	17	21	17	11	11	3	–	–	1	2	1
4743	42	30	22	4	2	–	19	15	9	18	13	13	1	–	–	–	–	–
4744	406	321	312	32	31	22	160	162	144	194	126	137	18	–	3	2	2	6
4751	30	29	20	2	1	–	14	19	16	13	9	4	–	–	–	1	–	–

Capítulo 52 - Rio Grande do Sul

52.1 - Quantidade de acidentes do trabalho liquidados, por consequência, segundo a Classificação Nacional de Atividades Econômicas (CNAE), no estado do Rio Grande do Sul -2014/2016

(continuação)

CNAE	QUANTIDADE DE ACIDENTES DO TRABALHO LIQUIDADOS																	
	Total			Consequência														
				Assistência Médica			Menos de 15 dias			Mais de 15 dias			Incapacidade Permanente			Óbito		
	2014	2015	2016	2014	2015	2016	2014	2015	2016	2014	2015	2016	2014	2015	2016	2014	2015	2016
4752	19	24	20	3	1	3	7	13	10	7	10	7	1	–	–	1	–	–
4753	111	73	106	7	5	9	46	42	51	51	26	46	4	–	–	3	–	–
4754	69	77	70	1	3	3	22	48	43	40	26	24	6	–	–	–	–	–
4755	17	12	10	1	1	–	7	7	7	9	4	3	–	–	–	–	–	–
4756	3	2	1	–	–	–	2	1	–	1	–	1	–	–	–	–	1	–
4757	19	13	17	1	4	4	10	7	7	7	2	6	–	–	–	1	–	–
4759	61	65	71	6	2	5	27	45	52	28	18	14	–	–	–	–	–	–
4761	24	19	15	–	1	–	9	11	5	14	7	8	1	–	1	–	–	1
4762	2	–	–	–	–	–	–	–	–	2	–	–	–	–	–	–	–	–
4763	28	21	11	–	–	1	12	15	6	15	6	4	1	–	–	–	–	–
4771	211	252	239	27	69	45	107	144	141	76	38	53	1	–	–	–	1	–
4772	17	21	10	–	2	–	6	12	6	9	7	4	2	–	–	–	–	–
4773	2	3	3	1	–	–	1	2	2	–	1	1	–	–	–	–	–	–
4774	9	5	6	1	1	1	1	3	4	7	1	1	–	–	–	–	–	–
4781	179	177	184	19	7	13	85	121	120	73	49	50	2	–	–	–	–	1
4782	55	70	77	2	1	5	17	47	48	35	22	23	1	–	–	–	–	1
4783	7	2	8	–	–	1	2	1	3	5	1	4	–	–	–	–	–	–
4784	36	37	26	2	5	2	11	20	11	21	12	12	2	–	–	–	–	1
4785	5	3	3	–	–	–	4	2	2	1	1	–	–	–	1	–	–	–
4789	235	168	170	17	12	10	128	108	101	79	47	55	10	1	3	1	–	1
4911	64	47	18	38	24	8	18	19	5	8	4	5	–	–	–	–	–	–
4912	54	65	57	12	9	8	37	50	47	5	6	1	–	–	–	–	–	1
4921	846	1.098	1.188	20	14	9	660	969	1.051	146	113	126	18	–	1	2	2	1
4922	80	69	68	2	–	2	54	40	35	18	29	30	4	–	–	2	–	1
4923	17	11	5	–	–	–	14	7	2	3	4	3	–	–	–	–	–	–
4924	5	2	7	–	1	–	1	1	5	3	–	2	1	–	–	–	–	–
4929	23	15	24	1	–	3	9	6	14	12	9	6	1	–	–	–	–	1
4930	1.396	1.229	1.189	154	86	116	716	743	702	469	385	355	37	2	2	20	13	14
4940	16	5	–	14	5	–	2	–	–	–	–	–	–	–	–	–	–	–
5011	1	2	1	–	–	–	–	1	–	1	1	1	–	–	–	–	–	–
5012	–	–	2	–	–	–	–	–	–	–	–	2	–	–	–	–	–	–
5021	24	18	20	1	2	3	13	11	10	7	3	7	2	1	–	1	1	–
5022	–	–	1	–	–	–	–	–	–	–	–	1	–	–	–	–	–	–
5030	12	6	4	–	–	–	1	2	3	10	4	1	1	–	–	–	–	–
5091	–	1	1	–	–	–	–	1	–	–	–	1	–	–	–	–	–	–
5111	55	39	31	1	2	–	30	17	23	24	20	7	–	–	–	–	–	1
5112	8	5	–	–	–	–	–	–	–	8	5	–	–	–	–	–	–	–
5120	3	4	–	1	1	–	2	3	–	–	–	–	–	–	–	–	–	–
5211	92	71	66	12	9	2	40	38	37	38	23	24	1	–	1	1	1	2
5212	77	78	45	2	2	–	6	20	6	68	56	38	1	–	–	–	–	1
5221	34	44	26	3	6	4	27	23	16	3	15	6	–	–	–	1	–	–
5222	1	3	5	–	–	–	–	1	4	1	2	1	–	–	–	–	–	–
5223	43	37	60	3	1	2	24	29	43	16	7	14	–	–	1	–	–	–
5229	32	32	35	–	2	3	16	19	15	15	10	15	–	–	–	1	1	2
5231	31	15	21	10	3	14	16	7	3	5	5	4	–	–	–	–	–	–
5232	29	31	40	1	3	10	17	18	25	11	10	5	–	–	–	–	–	–
5239	3	1	3	1	–	–	1	1	2	1	–	1	–	–	–	–	–	–
5240	36	22	26	5	4	4	25	14	14	6	4	8	–	–	–	–	–	–
5250	105	36	27	56	10	10	32	18	10	15	7	7	1	–	–	1	1	–
5310	582	723	698	134	133	193	348	521	434	95	69	71	5	–	–	–	–	–
5320	68	60	45	4	–	–	19	27	25	44	33	20	1	–	–	–	–	–
5510	126	116	161	11	12	17	72	78	98	41	26	44	2	–	1	–	–	1
5590	6	12	13	1	–	1	2	7	7	3	5	5	–	–	–	–	–	–
5611	598	419	535	16	7	23	327	281	308	239	127	201	13	3	2	3	1	1
5612	4	1	–	–	–	–	2	1	–	2	–	–	–	–	–	–	–	–
5620	348	261	278	112	68	60	169	137	159	64	55	57	3	–	1	–	1	1
5811	–	–	2	–	–	–	–	–	2	–	–	–	–	–	–	–	–	–
5812	8	8	10	1	1	1	6	5	7	1	2	2	–	–	–	–	–	–
5813	2	3	1	1	–	–	1	2	1	–	1	–	–	–	–	–	–	–
5819	1	–	–	–	–	–	–	–	–	1	–	–	–	–	–	–	–	–
5821	10	11	6	–	–	2	8	8	4	1	3	–	1	–	–	–	–	–
5822	43	37	37	1	3	4	28	25	24	13	9	9	1	–	–	–	–	–
5823	4	2	–	–	–	–	3	2	–	1	–	–	–	–	–	–	–	–
5829	12	12	9	–	1	1	3	6	7	6	5	1	3	–	–	–	–	–
5911	1	–	–	–	–	–	1	–	–	–	–	–	–	–	–	–	–	–
5914	6	7	6	–	2	–	5	3	4	1	2	2	–	–	–	–	–	–
6010	11	8	6	–	–	3	3	5	2	8	3	1	–	–	–	–	–	–
6021	12	21	14	1	1	7	6	15	5	3	5	2	2	–	–	–	–	–
6022	3	6	6	–	–	–	–	–	–	3	6	6	–	–	–	–	–	–
6110	30	37	47	3	1	4	16	32	28	10	4	15	1	–	–	–	–	–
6120	15	51	44	–	1	1	8	42	36	7	8	6	–	–	–	–	–	1
6130	–	1	–	–	–	–	–	1	–	–	–	–	–	–	–	–	–	–
6141	37	1	1	1	–	1	30	1	–	6	–	–	–	–	–	–	–	–
6190	19	14	28	–	–	1	4	6	17	14	8	10	–	–	–	1	–	–
6201	113	44	19	–	1	1	2	4	3	111	39	15	–	–	–	–	–	–
6202	–	5	8	–	2	–	–	3	5	–	–	3	–	–	–	–	–	–
6203	3	8	4	1	–	–	–	6	4	2	2	–	–	–	–	–	–	–

Capítulo 52 - Rio Grande do Sul

52.1 - Quantidade de acidentes do trabalho liquidados, por consequência, segundo a Classificação Nacional de Atividades Econômicas (CNAE), no estado do Rio Grande do Sul - 2014/2016

(continuação)

CNAE	QUANTIDADE DE ACIDENTES DO TRABALHO LIQUIDADOS																	
	Total			Consequência														
				Assistência Médica			Menos de 15 dias			Mais de 15 dias			Incapacidade Permanente			Óbito		
	2014	2015	2016	2014	2015	2016	2014	2015	2016	2014	2015	2016	2014	2015	2016	2014	2015	2016
6204	13	8	6	4	2	1	8	5	5	1	1	–	–	–	–	–	–	–
6209	35	40	32	5	1	6	25	33	22	5	6	4	–	–	–	–	–	–
6311	56	37	25	8	8	7	21	12	10	27	17	7	–	–	–	–	–	1
6319	1	–	2	1	–	1	–	–	1	–	–	–	–	–	–	–	–	–
6391	–	1	6	–	–	–	–	1	5	–	–	1	–	–	–	–	–	–
6421	127	113	119	37	52	51	40	41	42	50	20	26	–	–	–	–	–	–
6422	357	445	493	76	121	214	188	217	170	84	104	103	8	3	6	1	–	–
6423	30	45	20	5	18	4	22	26	15	1	1	1	1	–	–	1	–	–
6424	14	17	15	1	–	2	7	13	7	5	3	5	–	–	–	1	1	1
6431	2	4	1	–	2	–	2	2	1	–	–	–	–	–	–	–	–	–
6433	–	1	–	–	–	–	–	–	–	–	1	–	–	–	–	–	–	–
6434	–	1	1	–	–	–	–	1	1	–	–	–	–	–	–	–	–	–
6435	2	–	–	–	–	–	–	–	–	2	–	–	–	–	–	–	–	–
6436	6	11	4	5	6	–	1	5	2	–	–	2	–	–	–	–	–	–
6450	–	2	–	–	–	–	–	2	–	–	–	–	–	–	–	–	–	–
6462	10	11	7	1	1	1	5	7	5	3	3	1	–	–	–	1	–	–
6463	–	2	–	–	1	–	–	1	–	–	–	–	–	–	–	–	–	–
6493	3	2	–	–	1	–	1	1	–	1	–	–	1	–	–	–	–	–
6499	1	–	1	–	–	–	1	–	1	–	–	–	–	–	–	–	–	–
6511	8	3	5	4	–	1	4	3	3	–	–	1	–	–	–	–	–	–
6512	2	3	1	–	–	–	1	2	1	1	1	–	–	–	–	–	–	–
6541	–	3	1	–	–	–	–	2	–	–	1	1	–	–	–	–	–	–
6542	–	–	1	–	–	–	–	–	1	–	–	–	–	–	–	–	–	–
6550	70	52	67	16	12	22	49	38	38	5	2	7	–	–	–	–	–	–
6612	–	2	1	–	–	–	–	2	1	–	–	–	–	–	–	–	–	–
6613	8	7	–	2	1	–	1	1	–	5	5	–	–	–	–	–	–	–
6619	2	4	5	1	–	–	1	1	3	–	3	2	–	–	–	–	–	–
6621	1	–	–	–	–	–	–	–	–	1	–	–	–	–	–	–	–	–
6622	5	5	3	–	1	–	5	2	2	–	2	1	–	–	–	–	–	–
6629	1	2	2	–	–	–	1	1	1	–	1	1	–	–	–	–	–	–
6630	11	5	–	–	–	–	–	–	–	11	5	–	–	–	–	–	–	–
6810	18	18	24	3	–	2	7	15	13	5	3	9	2	–	–	1	–	–
6821	23	39	23	1	5	–	17	26	20	5	8	3	–	–	–	–	–	–
6822	13	14	19	1	2	2	6	8	12	6	4	5	–	–	–	–	–	–
6911	20	20	21	1	1	3	14	15	10	5	4	7	–	–	–	–	–	1
6912	5	5	10	1	–	–	3	4	8	1	1	2	–	–	–	–	–	–
6920	40	38	29	3	2	5	25	27	20	12	9	4	–	–	–	–	–	–
7010	1	2	–	–	–	–	–	–	–	1	2	–	–	–	–	–	–	–
7020	6	6	7	1	–	–	3	5	1	2	1	6	–	–	–	–	–	–
7111	8	5	5	–	–	–	4	3	2	3	2	2	1	–	1	–	–	–
7112	173	131	171	26	7	17	81	92	103	57	29	49	8	2	–	1	1	2
7119	9	1	6	3	–	3	1	1	1	3	–	2	2	–	–	–	–	–
7120	8	6	11	–	–	1	7	5	5	1	1	5	–	–	–	–	–	–
7210	33	36	23	10	15	7	17	15	13	5	6	3	1	–	–	–	–	–
7220	17	1	–	5	–	–	7	–	–	5	1	–	–	–	–	–	–	–
7311	7	4	3	–	–	–	2	–	2	5	4	1	–	–	–	–	–	–
7312	4	9	2	1	3	–	2	3	2	1	3	–	–	–	–	–	–	–
7319	37	41	22	–	2	1	24	27	11	12	12	10	1	–	–	–	–	–
7320	5	1	6	–	–	2	2	1	3	3	–	1	–	–	–	–	–	–
7410	1	1	–	1	–	–	–	1	–	–	–	–	–	–	–	–	–	–
7420	17	8	3	2	–	–	5	5	1	9	3	2	1	–	–	–	–	–
7490	17	20	15	3	5	2	8	10	6	6	5	7	–	–	–	–	–	–
7500	3	4	3	1	1	–	–	2	3	2	1	–	–	–	–	–	–	–
7711	4	12	11	–	–	1	2	8	6	2	4	4	–	–	–	–	–	–
7719	3	4	1	–	–	–	1	1	–	2	3	1	–	–	–	–	–	–
7721	1	–	–	–	–	–	–	–	–	1	–	–	–	–	–	–	–	–
7722	–	–	2	–	–	–	–	–	1	–	–	1	–	–	–	–	–	–
7723	7	5	6	–	1	1	–	1	1	6	3	4	1	–	–	–	–	–
7729	3	3	2	–	–	–	2	1	1	1	2	1	–	–	–	–	–	–
7731	1	–	–	–	–	–	1	–	–	–	–	–	–	–	–	–	–	–
7732	24	25	24	1	–	5	12	18	10	11	6	9	–	–	–	–	1	–
7733	3	2	2	–	–	1	2	–	1	1	2	–	–	–	–	–	–	–
7739	34	21	24	2	3	3	17	13	13	14	5	8	1	–	–	–	–	–
7740	–	–	2	–	–	–	–	–	2	–	–	–	–	–	–	–	–	–
7810	20	13	13	–	–	–	11	6	1	8	7	12	1	–	–	–	–	–
7820	64	82	99	5	11	10	35	39	51	22	32	38	2	–	–	–	–	–
7830	11	23	34	–	1	12	6	17	16	5	5	5	–	–	1	–	–	–
7911	8	8	11	–	–	1	2	4	6	5	4	3	1	–	–	–	–	1
8011	186	248	246	7	9	8	76	143	122	89	92	113	8	–	–	6	4	3
8012	136	134	99	14	3	11	86	100	69	34	29	19	1	–	–	1	2	–
8020	62	53	69	3	1	7	38	36	30	21	15	31	–	–	–	–	1	1
8030	29	28	20	–	–	–	–	–	–	28	28	20	1	–	–	–	–	–
8111	61	79	86	2	9	6	21	43	42	38	27	37	–	–	–	–	–	1
8112	178	170	186	21	14	19	101	118	118	52	36	48	4	1	1	–	1	–
8121	209	318	292	15	26	24	118	141	116	65	149	150	10	2	2	1	–	–
8122	8	9	23	–	–	4	2	6	6	6	3	13	–	–	–	–	–	–
8129	133	114	148	17	27	23	76	61	87	35	26	37	5	–	–	–	–	1

Capítulo 52 - Rio Grande do Sul

52.1 - Quantidade de acidentes do trabalho liquidados, por consequência, segundo a Classificação Nacional de Atividades Econômicas (CNAE), no estado do Rio Grande do Sul - 2014/2016

(conclusão)

CNAE	QUANTIDADE DE ACIDENTES DO TRABALHO LIQUIDADOS																	
	Total			Consequência														
				Assistência Médica			Menos de 15 dias			Mais de 15 dias			Incapacidade Permanente			Óbito		
	2014	2015	2016	2014	2015	2016	2014	2015	2016	2014	2015	2016	2014	2015	2016	2014	2015	2016
8130	17	9	5	–	–	–	2	2	5	14	7	–	1	–	–	–	–	–
8211	30	37	30	3	1	4	11	26	15	16	10	11	–	–	–	–	–	–
8219	14	18	23	2	–	1	5	14	15	6	4	7	1	–	–	–	–	–
8220	39	21	35	–	1	1	17	13	21	21	7	13	1	–	–	–	–	–
8230	12	12	15	–	–	–	6	8	7	5	4	8	1	–	–	–	–	–
8291	38	25	15	3	1	1	6	9	6	29	15	8	–	–	–	–	–	–
8292	1	2	3	–	–	–	–	1	2	1	1	–	–	–	–	–	–	1
8299	137	172	174	33	50	58	61	84	74	39	38	42	4	–	–	–	–	–
8411	645	689	506	151	158	70	337	360	289	135	166	143	19	3	3	3	2	1
8412	21	41	54	–	1	1	11	8	4	9	32	49	1	–	–	–	–	–
8413	8	3	3	–	–	–	7	2	1	1	1	2	–	–	–	–	–	–
8422	2	2	3	–	–	–	1	1	1	1	1	2	–	–	–	–	–	–
8423	2	1	4	–	–	1	2	1	3	–	–	–	–	–	–	–	–	–
8424	7	3	4	–	1	2	4	2	2	3	–	–	–	–	–	–	–	–
8430	1	3	1	–	–	–	1	2	–	–	1	1	–	–	–	–	–	–
8511	555	371	258	3	3	3	26	33	33	520	335	222	6	–	–	–	–	–
8512	29	28	39	1	4	8	19	17	22	9	7	9	–	–	–	–	–	–
8513	54	58	63	8	9	4	31	38	46	14	11	13	1	–	–	–	–	–
8520	103	97	106	13	6	10	76	79	81	14	12	14	–	–	–	–	–	1
8531	150	152	143	30	25	18	82	100	105	37	27	19	–	–	–	1	–	1
8532	170	193	187	19	34	27	130	133	127	18	26	32	3	–	–	–	–	1
8533	1	1	–	–	–	–	1	–	–	–	1	–	–	–	–	–	–	–
8541	14	12	19	1	–	3	7	11	14	6	1	2	–	–	–	–	–	–
8542	4	3	2	–	1	–	2	–	1	2	2	–	–	–	–	–	–	1
8550	4	4	10	–	–	2	3	3	4	1	1	4	–	–	–	–	–	–
8591	1	2	1	–	–	–	–	–	1	1	2	–	–	–	–	–	–	–
8592	–	–	1	–	–	–	–	–	–	–	–	1	–	–	–	–	–	–
8593	9	4	3	–	–	1	4	2	–	5	2	2	–	–	–	–	–	–
8599	117	133	140	27	27	51	62	81	61	24	25	28	2	–	–	2	–	–
8610	7.547	7.958	7.829	4.391	4.235	4.031	2.838	3.049	3.016	298	670	777	18	2	1	2	2	4
8621	8	6	3	1	2	–	4	3	1	3	1	2	–	–	–	–	–	–
8622	2	–	2	–	–	–	2	–	2	–	–	–	–	–	–	–	–	–
8630	206	262	303	105	124	150	90	124	129	11	14	24	–	–	–	–	–	–
8640	179	219	253	70	122	128	86	84	104	21	13	21	2	–	–	–	–	–
8650	11	8	14	–	1	3	6	5	9	5	2	1	–	–	–	–	–	1
8660	5	54	67	4	31	47	1	16	16	–	6	4	–	–	–	–	1	–
8690	163	145	112	113	111	85	41	29	22	8	5	5	1	–	–	–	–	–
8711	39	42	40	2	2	4	29	33	22	8	7	13	–	–	–	–	–	1
8712	4	3	2	3	–	–	1	2	1	–	1	1	–	–	–	–	–	–
8720	2	4	7	–	–	3	2	3	4	–	1	–	–	–	–	–	–	–
8730	87	106	135	15	21	26	61	58	72	11	27	37	–	–	–	–	–	–
8800	106	126	116	18	15	9	73	90	96	15	21	11	–	–	–	–	–	–
9001	4	2	5	1	–	–	2	1	2	1	1	3	–	–	–	–	–	–
9002	–	–	1	–	–	–	–	–	1	–	–	–	–	–	–	–	–	–
9003	–	–	1	–	–	–	–	–	–	–	–	1	–	–	–	–	–	–
9102	1	–	–	–	–	–	1	–	–	–	–	–	–	–	–	–	–	–
9103	11	19	14	1	4	7	10	15	7	–	–	–	–	–	–	–	–	–
9200	1	–	–	–	–	–	–	–	–	1	–	–	–	–	–	–	–	–
9311	4	3	5	–	2	1	3	1	4	1	–	–	–	–	–	–	–	–
9312	54	53	64	3	9	2	24	27	37	25	17	25	2	–	–	–	–	–
9313	8	11	14	2	2	1	2	4	8	4	5	5	–	–	–	–	–	–
9319	5	13	9	–	1	–	2	8	–	3	4	9	–	–	–	–	–	–
9321	9	14	19	2	2	1	2	9	16	5	3	2	–	–	–	–	–	–
9329	7	3	9	–	–	2	3	1	6	4	2	1	–	–	–	–	–	–
9411	7	4	14	3	1	4	2	3	9	2	–	1	–	–	–	–	–	–
9412	23	18	18	1	–	1	14	10	7	6	8	9	1	–	–	1	–	1
9420	48	47	70	5	3	7	36	34	45	7	10	17	–	–	–	–	–	1
9430	135	123	105	26	18	11	58	65	49	45	40	44	6	–	–	–	–	1
9491	76	57	50	5	10	6	51	33	30	19	13	12	1	1	2	–	–	–
9492	60	10	6	–	–	–	–	–	–	60	10	6	–	–	–	–	–	–
9493	2	–	–	–	–	–	1	–	–	1	–	–	–	–	–	–	–	–
9499	19	36	41	1	5	1	9	26	36	9	5	4	–	–	–	–	–	–
9511	14	10	11	2	–	–	5	9	8	7	1	2	–	–	1	–	–	–
9512	5	2	1	–	–	–	3	1	–	2	1	1	–	–	–	–	–	–
9521	11	11	10	–	–	1	3	5	6	5	6	3	3	–	–	–	–	–
9529	19	11	10	2	1	2	9	5	6	8	5	2	–	–	–	–	–	–
9601	19	34	21	–	1	–	12	23	11	6	10	10	1	–	–	–	–	–
9602	4	3	11	–	–	1	1	2	3	3	1	7	–	–	–	–	–	–
9603	14	16	9	4	–	2	6	13	6	4	3	1	–	–	–	–	–	–
9609	12	13	13	–	–	–	6	9	7	5	4	5	1	–	–	–	–	1
9700	4	2	4	–	1	–	4	1	4	–	–	–	–	–	–	–	–	–
Ignorado	12.977	8.558	8.606	6	4	7	111	100	123	12.595	7.571	7.667	264	880	804	1	3	5

Fonte: DATAPREV, CAT, SUB.

Nota: Os dados são preliminares, estando sujeitos a correções.

Capítulo 52 - Rio Grande do Sul

52.2 - Quantidade mensal de acidentes do trabalho liquidados, por consequência, no estado do Rio Grande do Sul - 2014/2016

MESES	QUANTIDADE DE ACIDENTES DO TRABALHO LIQUIDADOS																	
	Total			Consequência														
				Assistência Médica			Menos de 15 dias			Mais de 15 dias			Incapacidade Permanente			Óbito		
	2014	2015	2016	2014	2015	2016	2014	2015	2016	2014	2015	2016	2014	2015	2016	2014	2015	2016
TOTAL	**61.556**	**53.621**	**51.609**	**10.375**	**9.722**	**9.405**	**24.286**	**25.650**	**23.251**	**25.637**	**17.144**	**17.921**	**1.098**	**958**	**889**	**160**	**147**	**143**
Janeiro	5.073	4.441	4.095	793	805	772	1.830	1.780	1.775	2.345	1.740	1.487	93	98	50	12	18	11
Fevereiro	4.959	4.432	4.313	837	759	775	1.864	1.978	1.923	2.159	1.609	1.528	89	76	67	10	10	20
Março	5.347	5.104	4.740	847	901	833	2.135	2.569	2.049	2.253	1.517	1.770	99	104	73	13	13	15
Abril	5.182	4.395	4.490	879	801	810	2.033	1.991	1.969	2.154	1.481	1.599	104	111	96	12	11	16
Maio	5.402	4.597	4.467	929	886	749	2.081	2.185	2.011	2.280	1.403	1.608	99	113	82	13	10	17
Junho	4.808	4.410	4.608	830	812	781	1.813	2.112	2.099	2.070	1.365	1.638	81	111	83	14	10	7
Julho	5.364	4.755	4.308	907	879	803	2.079	2.311	1.927	2.277	1.484	1.483	88	72	86	13	9	9
Agosto	5.215	4.650	4.608	880	872	844	2.022	2.293	2.129	2.198	1.406	1.550	102	66	77	13	13	8
Setembro	5.310	4.356	4.059	907	724	722	2.191	2.253	1.849	2.092	1.313	1.396	109	53	80	11	13	12
Outubro	5.644	4.438	4.008	949	804	793	2.421	2.263	1.848	2.176	1.303	1.286	80	59	76	18	9	5
Novembro	4.972	4.260	4.038	868	787	735	2.085	2.117	1.858	1.919	1.287	1.372	84	50	60	16	19	13
Dezembro	4.280	3.783	3.875	749	692	788	1.732	1.798	1.814	1.714	1.236	1.204	70	45	59	15	12	10

Fonte: DATAPREV, CAT, SUB.
Nota: Os dados são preliminares, estando sujeitos a correções.

DISTRIBUIÇÃO DE ACIDENTES DO TRABALHO LIQUIDADOS, POR CONSEQUÊNCIA, NO ESTADO DO RIO GRANDE DO SUL - 2016

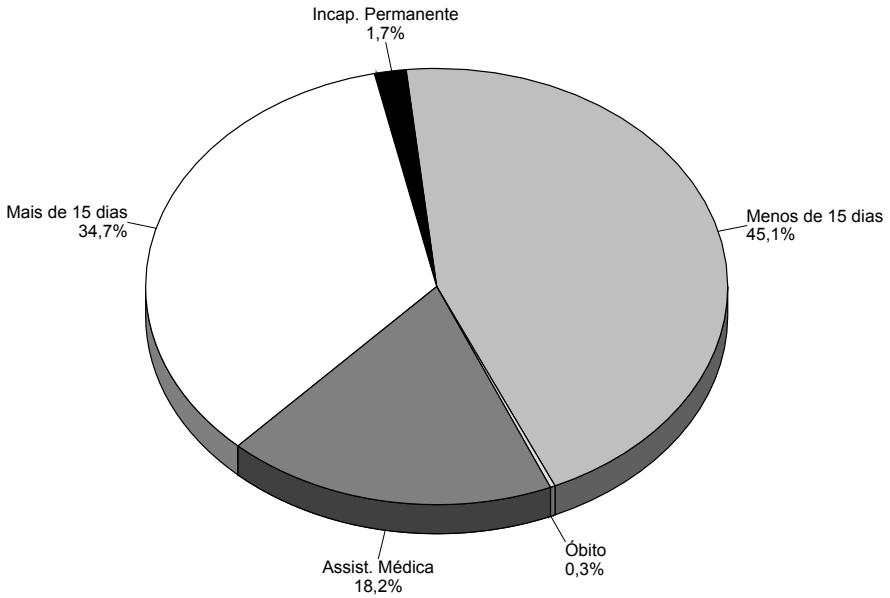

Fonte: DATAPREV, CAT, SUB.

Capítulo 53 - Mato Grosso do Sul

53.1 - Quantidade de acidentes do trabalho liquidados, por consequência, segundo a Classificação Nacional de Atividades Econômicas (CNAE), no estado do Mato Grosso do Sul - 2014/2016

(continua)

CNAE	QUANTIDADE DE ACIDENTES DO TRABALHO LIQUIDADOS																	
	Total			Consequência														
				Assistência Médica			Menos de 15 dias			Mais de 15 dias			Incapacidade Permanente			Óbito		
	2014	2015	2016	2014	2015	2016	2014	2015	2016	2014	2015	2016	2014	2015	2016	2014	2015	2016
TOTAL	**11.290**	**10.230**	**9.823**	**1.684**	**1.739**	**1.852**	**4.511**	**5.027**	**4.703**	**4.783**	**3.174**	**3.020**	**248**	**246**	**216**	**64**	**44**	**32**
0111	27	22	18	–	–	1	7	12	11	19	10	6	–	–	–	1	–	–
0112	160	75	16	–	–	–	6	6	2	154	68	13	–	1	1	–	–	–
0113	114	98	105	30	24	29	65	59	60	15	14	15	4	–	–	–	1	1
0115	82	59	52	2	–	–	37	37	34	40	22	18	2	–	–	1	–	–
0116	1	–	–	–	–	–	–	–	–	1	–	–	–	–	–	–	–	–
0119	2	3	2	–	–	–	2	2	–	–	–	2	–	–	–	–	1	–
0121	164	37	50	–	–	–	–	–	1	164	37	49	–	–	–	–	–	–
0132	–	1	–	–	–	–	–	–	–	–	–	–	–	1	–	–	–	–
0133	–	–	1	–	–	–	–	–	1	–	–	–	–	–	–	–	–	–
0134	1	1	–	–	–	–	–	1	–	1	–	–	–	–	–	–	–	–
0135	–	1	–	–	–	–	–	–	–	–	–	–	–	1	–	–	–	–
0139	19	4	2	–	–	–	1	2	1	18	1	1	–	–	–	–	1	–
0141	125	191	235	1	–	2	75	146	154	45	45	75	1	–	1	3	–	3
0142	–	–	1	–	–	–	–	–	–	–	–	1	–	–	–	–	–	–
0151	413	329	283	7	6	3	245	237	184	155	84	96	2	1	–	4	1	–
0152	4	2	1	–	–	–	2	2	1	1	–	–	–	–	–	1	–	–
0153	2	1	4	–	–	–	–	1	4	2	–	–	–	–	–	–	–	–
0154	8	9	11	1	–	1	7	9	9	–	–	1	–	–	–	–	–	–
0155	15	15	9	3	2	–	8	11	7	3	1	2	–	1	–	1	–	–
0159	2	–	–	–	–	–	1	–	–	1	–	–	–	–	–	–	–	–
0161	29	31	41	–	4	1	9	15	21	16	12	18	2	–	1	2	–	–
0162	31	27	28	1	–	2	19	17	20	10	9	4	1	1	1	–	–	1
0163	2	2	2	–	–	–	1	–	1	1	2	1	–	–	–	–	–	–
0210	66	83	44	31	53	33	24	21	9	10	7	2	–	–	–	1	2	–
0220	7	4	1	–	–	–	6	4	1	–	–	–	–	–	–	1	–	–
0230	31	38	43	11	9	20	13	25	15	6	4	8	1	–	–	–	–	–
0322	2	10	8	–	–	–	1	7	5	1	3	3	–	–	–	–	–	–
0710	19	16	18	14	12	9	1	1	6	1	3	3	3	–	–	–	–	–
0729	1	–	–	–	–	–	1	–	–	–	–	–	–	–	–	–	–	–
0810	34	25	16	1	–	2	14	19	7	16	6	7	2	–	–	1	–	–
0891	19	13	5	–	–	–	12	10	4	7	3	1	–	–	–	–	–	–
0899	6	1	3	1	–	–	2	1	1	3	–	2	–	–	–	–	–	–
1011	524	561	657	69	81	163	343	381	417	98	96	75	13	2	1	1	1	1
1012	362	355	275	184	188	148	128	116	76	47	49	49	2	–	–	1	2	2
1013	31	21	21	1	–	4	15	9	11	10	12	6	3	–	–	2	–	–
1020	7	5	8	–	–	–	6	3	8	1	2	–	–	–	–	–	–	–
1032	13	4	2	11	–	–	–	4	1	2	–	1	–	–	–	–	–	–
1033	1	–	–	–	–	–	1	–	–	–	–	–	–	–	–	–	–	–
1041	9	13	19	4	9	12	2	3	4	3	–	3	–	–	–	–	1	–
1042	2	9	16	1	4	2	1	3	11	–	1	3	–	–	–	–	1	–
1051	1	3	–	–	–	–	1	–	–	–	3	–	–	–	–	–	–	–
1052	30	70	22	8	38	5	12	26	10	7	6	7	2	–	–	1	–	–
1053	3	3	7	–	–	–	–	2	4	3	1	3	–	–	–	–	–	–
1061	3	–	–	–	–	–	1	–	–	1	–	–	1	–	–	–	–	–
1062	15	9	10	–	–	–	9	7	4	6	2	6	–	–	–	–	–	–
1063	2	2	–	–	–	–	1	1	–	1	1	–	–	–	–	–	–	–
1065	15	10	23	–	–	–	7	6	17	6	4	6	2	–	–	–	–	–
1066	24	35	32	1	3	3	12	20	22	11	11	7	–	–	–	–	1	–
1069	3	–	–	–	–	–	1	–	–	2	–	–	–	–	–	–	–	–
1071	302	393	459	85	154	188	171	200	224	39	39	44	5	–	1	2	–	2
1081	–	–	2	–	–	–	–	–	–	–	–	2	–	–	–	–	–	–
1091	19	20	16	1	–	–	12	14	11	5	6	5	1	–	–	–	–	–
1092	65	17	15	53	14	7	10	3	6	2	–	2	–	–	–	–	–	–
1094	2	3	1	–	1	–	–	–	–	2	2	1	–	–	–	–	–	–
1095	1	–	–	–	–	–	–	–	–	1	–	–	–	–	–	–	–	–
1096	4	2	–	–	–	–	1	2	–	3	–	–	–	–	–	–	–	–
1099	7	3	7	–	1	–	2	–	7	5	2	–	–	–	–	–	–	–
1111	2	1	1	–	–	–	–	1	–	2	–	1	–	–	–	–	–	–
1113	2	1	1	–	–	–	1	1	1	1	–	–	–	–	–	–	–	–
1121	2	3	2	–	–	–	1	2	1	1	1	1	–	–	–	–	–	–
1122	43	41	18	32	27	12	7	12	4	4	2	2	–	–	–	–	–	–
1220	1	–	–	–	–	–	1	–	–	–	–	–	–	–	–	–	–	–
1311	12	8	6	–	1	–	11	6	4	1	1	2	–	–	–	–	–	–
1313	1	–	–	–	–	–	–	–	–	–	–	–	1	–	–	–	–	–
1323	14	13	12	–	1	–	11	9	10	3	3	2	–	–	–	–	–	–
1351	16	18	10	–	–	1	6	14	5	10	4	4	–	–	–	–	–	–
1354	1	4	1	–	–	–	–	3	1	1	1	–	–	–	–	–	–	–
1359	16	11	15	–	–	–	13	9	13	3	2	2	–	–	–	–	–	–
1411	14	13	3	–	–	–	9	9	2	4	4	1	1	–	–	–	–	–
1412	27	30	22	–	–	1	21	15	16	6	15	5	–	–	–	–	–	–
1413	4	16	14	–	–	–	1	4	4	2	12	10	–	–	–	1	–	–
1414	4	1	1	–	–	–	1	–	1	3	1	–	–	–	–	–	–	–
1422	1	–	–	–	–	–	1	–	–	–	–	–	–	–	–	–	–	–
1510	45	51	55	5	2	7	27	41	34	12	6	14	1	–	–	–	2	–
1521	3	–	2	–	–	–	–	–	–	3	–	2	–	–	–	–	–	–
1529	–	1	2	–	–	–	–	–	–	–	1	2	–	–	–	–	–	–
1531	1	3	1	–	–	–	1	3	–	–	–	1	–	–	–	–	–	–
1532	4	–	1	–	–	–	3	–	1	1	–	–	–	–	–	–	–	–
1533	10	13	3	–	–	–	4	10	1	5	3	2	1	–	–	–	–	–
1539	5	2	1	–	–	–	5	2	–	–	–	1	–	–	–	–	–	–

Capítulo 53 - Mato Grosso do Sul

53.1 - Quantidade de acidentes do trabalho liquidados, por consequência, segundo a Classificação Nacional de Atividades Econômicas (CNAE), no estado do Mato Grosso do Sul - 2014/2016

(continuação)

CNAE	QUANTIDADE DE ACIDENTES DO TRABALHO LIQUIDADOS																	
	Total			Consequência														
				Assistência Médica			Menos de 15 dias			Mais de 15 dias			Incapacidade Permanente			Óbito		
	2014	2015	2016	2014	2015	2016	2014	2015	2016	2014	2015	2016	2014	2015	2016	2014	2015	2016
1610	31	17	9	1	2	–	11	8	5	18	7	4	–	–	–	1	–	–
1621	6	5	5	1	–	–	4	3	3	1	2	2	–	–	–	–	–	–
1622	1	1	1	–	–	–	1	1	1	–	–	–	–	–	–	–	–	–
1623	9	4	5	–	–	–	2	2	5	7	2	–	–	–	–	–	–	–
1629	2	–	1	–	–	–	–	–	–	2	–	1	–	–	–	–	–	–
1710	110	116	132	59	62	65	34	40	45	17	13	22	–	–	–	–	1	–
1721	23	15	22	20	15	21	2	–	1	1	–	–	–	–	–	–	–	–
1731	1	–	–	–	–	–	–	–	–	1	–	–	–	–	–	–	–	–
1733	–	2	–	–	1	–	–	1	–	–	–	–	–	–	–	–	–	–
1741	1	4	3	–	–	–	–	3	1	1	1	2	–	–	–	–	–	–
1742	–	–	3	–	–	–	–	–	2	–	–	1	–	–	–	–	–	–
1749	50	25	40	2	1	–	41	21	24	6	3	16	1	–	–	–	–	–
1811	3	2	–	–	–	–	1	2	–	2	–	–	–	–	–	–	–	–
1812	8	–	–	–	–	–	–	–	–	8	–	–	–	–	–	–	–	–
1813	4	2	1	–	–	–	1	1	–	3	1	1	–	–	–	–	–	–
1821	1	2	–	–	–	–	–	1	–	1	1	–	–	–	–	–	–	–
1822	2	–	–	1	–	–	1	–	–	–	–	–	–	–	–	–	–	–
1921	5	1	–	3	–	–	1	1	–	1	–	–	–	–	–	–	–	–
1922	–	1	1	–	–	–	–	1	1	–	–	–	–	–	–	–	–	–
1931	293	299	206	88	63	50	144	182	99	51	54	55	8	–	–	2	–	2
1932	8	4	4	1	–	1	3	3	3	3	1	–	1	–	–	–	–	–
2013	11	10	16	–	–	2	9	7	12	2	3	2	–	–	–	–	–	–
2014	–	–	1	–	–	–	–	–	–	–	–	1	–	–	–	–	–	–
2019	5	–	3	5	–	3	–	–	–	–	–	–	–	–	–	–	–	–
2029	1	1	–	–	–	–	–	1	–	1	–	–	–	–	–	–	–	–
2031	2	–	–	–	–	–	–	–	–	2	–	–	–	–	–	–	–	–
2061	2	–	–	–	–	–	1	–	–	1	–	–	–	–	–	–	–	–
2062	1	–	1	–	–	–	–	–	1	1	–	–	–	–	–	–	–	–
2063	1	–	–	–	–	–	–	–	–	1	–	–	–	–	–	–	–	–
2071	5	3	1	–	–	–	2	2	1	3	1	–	–	–	–	–	–	–
2093	–	5	2	–	–	–	–	4	2	–	1	–	–	–	–	–	–	–
2099	2	3	–	–	1	–	2	1	–	–	1	–	–	–	–	–	–	–
2110	–	1	–	–	–	–	–	1	–	–	–	–	–	–	–	–	–	–
2121	–	–	1	–	–	1	–	–	–	–	–	–	–	–	–	–	–	–
2122	1	2	1	–	–	1	1	2	–	–	–	–	–	–	–	–	–	–
2211	2	–	–	–	–	–	–	–	–	2	–	–	–	–	–	–	–	–
2212	3	3	3	–	–	–	1	1	1	2	2	2	–	–	–	–	–	–
2219	7	12	2	–	–	–	–	–	–	7	12	2	–	–	–	–	–	–
2221	6	6	5	–	–	–	6	4	5	–	2	–	–	–	–	–	–	–
2222	51	49	20	5	5	1	37	35	12	8	9	7	–	–	–	1	–	–
2223	1	–	–	–	–	–	1	–	–	–	–	–	–	–	–	–	–	–
2229	25	17	20	1	1	–	11	12	14	13	4	6	–	–	–	–	–	–
2311	19	15	7	1	–	–	11	14	3	7	1	4	–	–	–	–	–	–
2319	–	1	–	–	–	–	–	1	–	–	–	–	–	–	–	–	–	–
2320	3	1	5	1	1	2	1	–	3	–	–	–	1	–	–	–	–	–
2330	45	35	33	–	2	1	25	24	20	18	8	12	2	–	–	–	1	–
2341	1	–	1	–	–	–	–	–	–	1	–	1	–	–	–	–	–	–
2342	18	11	14	–	–	–	5	6	6	12	5	7	1	–	–	–	–	1
2349	3	1	1	–	–	–	1	1	1	2	–	–	–	–	–	–	–	–
2391	3	3	1	–	–	–	2	1	–	1	2	1	–	–	–	–	–	–
2392	–	2	–	–	–	–	–	2	–	–	–	–	–	–	–	–	–	–
2411	20	10	7	–	–	2	10	8	–	8	1	5	2	–	–	–	1	–
2412	3	1	–	–	–	–	1	–	–	2	1	–	–	–	–	–	–	–
2422	1	–	–	–	–	–	–	–	–	1	–	–	–	–	–	–	–	–
2423	13	8	9	7	6	6	4	2	2	2	–	1	–	–	–	–	–	–
2424	7	3	6	1	–	–	4	1	3	2	2	3	–	–	–	–	–	–
2431	1	–	–	–	–	–	–	–	–	1	–	–	–	–	–	–	–	–
2443	4	5	3	–	–	–	1	5	3	3	–	–	–	–	–	–	–	–
2449	–	1	–	–	–	–	–	–	–	–	1	–	–	–	–	–	–	–
2451	1	2	8	–	1	–	–	1	4	–	–	4	1	–	–	–	–	–
2511	27	10	13	1	1	2	13	7	5	13	2	6	–	–	–	–	–	–
2512	13	17	18	–	1	1	5	12	11	8	4	6	–	–	–	–	–	–
2521	2	2	1	–	–	–	2	1	1	–	1	–	–	–	–	–	–	–
2522	1	–	–	–	–	–	1	–	–	–	–	–	–	–	–	–	–	–
2532	12	9	15	–	–	2	7	8	10	5	1	3	–	–	–	–	–	–
2539	9	9	7	1	–	–	4	6	2	4	3	5	–	–	–	–	–	–
2542	8	8	8	–	–	–	3	5	5	4	3	3	1	–	–	–	–	–
2543	5	1	2	1	–	–	2	1	1	2	–	–	–	–	–	–	–	1
2591	–	1	3	–	–	–	–	1	2	–	–	1	–	–	–	–	–	–
2592	1	2	3	–	1	–	–	–	1	1	1	2	–	–	–	–	–	–
2593	–	–	1	–	–	–	–	–	–	–	–	1	–	–	–	–	–	–
2599	8	6	8	–	–	–	3	4	7	5	2	1	–	–	–	–	–	–
2610	–	–	1	–	–	–	–	–	1	–	–	–	–	–	–	–	–	–
2710	2	5	2	–	–	1	2	5	1	–	–	–	–	–	–	–	–	–
2721	1	–	–	–	–	–	–	–	–	1	–	–	–	–	–	–	–	–
2722	–	–	1	–	–	–	–	–	1	–	–	–	–	–	–	–	–	–
2731	1	2	–	–	–	–	–	1	–	1	1	–	–	–	–	–	–	–
2732	–	1	–	–	–	–	–	1	–	–	–	–	–	–	–	–	–	–
2733	4	2	1	–	–	–	2	2	1	1	–	–	1	–	–	–	–	–
2740	–	2	–	–	–	–	–	2	–	–	–	–	–	–	–	–	–	–
2751	56	62	15	6	23	6	37	34	4	12	5	5	1	–	–	–	–	–
2759	–	1	4	–	–	–	–	1	2	–	–	2	–	–	–	–	–	–

Capítulo 53 - Mato Grosso do Sul

53.1 - Quantidade de acidentes do trabalho liquidados, por consequência, segundo a Classificação Nacional de Atividades Econômicas (CNAE), no estado do Mato Grosso do Sul -2014/2016

(continuação)

CNAE	QUANTIDADE DE ACIDENTES DO TRABALHO LIQUIDADOS																	
	Total			Consequência														
				Assistência Médica			Menos de 15 dias			Mais de 15 dias			Incapacidade Permanente			Óbito		
	2014	2015	2016	2014	2015	2016	2014	2015	2016	2014	2015	2016	2014	2015	2016	2014	2015	2016
2790	–	1	3	–	–	1	–	1	2	–	–	–	–	–	–	–	–	–
2811	2	1	–	–	–	–	–	1	–	2	–	–	–	–	–	–	–	–
2813	–	1	–	–	–	–	–	1	–	–	–	–	–	–	–	–	–	–
2822	1	–	–	–	–	–	1	–	–	–	–	–	–	–	–	–	–	–
2829	4	5	2	1	–	–	2	4	1	1	1	1	–	–	–	–	–	–
2833	13	18	19	–	1	–	6	10	15	7	7	4	–	–	–	–	–	–
2840	3	3	–	–	–	–	3	3	–	–	–	–	–	–	–	–	–	–
2852	–	–	1	–	–	–	–	–	1	–	–	–	–	–	–	–	–	–
2861	–	–	1	–	–	–	–	–	1	–	–	–	–	–	–	–	–	–
2862	–	–	1	–	–	–	–	–	–	–	–	1	–	–	–	–	–	–
2865	2	4	2	2	3	1	–	1	1	–	–	–	–	–	–	–	–	–
2869	5	1	1	–	–	–	2	1	1	3	–	–	–	–	–	–	–	–
2930	14	3	5	–	–	–	9	–	4	5	3	1	–	–	–	–	–	–
2949	2	1	–	–	–	–	–	–	–	2	1	–	–	–	–	–	–	–
2950	2	1	1	–	–	–	–	1	–	2	–	1	–	–	–	–	–	–
3011	1	–	–	–	–	–	–	–	–	1	–	–	–	–	–	–	–	–
3101	23	13	16	–	–	–	5	6	4	17	7	12	1	–	–	–	–	–
3102	26	19	7	2	1	–	23	16	5	1	2	2	–	–	–	–	–	–
3104	26	17	22	1	–	–	21	15	19	4	2	3	–	–	–	–	–	–
3230	1	3	1	–	–	–	–	–	1	1	3	–	–	–	–	–	–	–
3240	10	6	11	–	–	1	7	4	7	3	2	3	–	–	–	–	–	–
3250	1	–	5	–	–	–	–	–	2	1	–	3	–	–	–	–	–	–
3291	1	1	–	–	–	–	–	–	–	1	1	–	–	–	–	–	–	–
3292	3	1	–	–	–	–	–	–	–	3	1	–	–	–	–	–	–	–
3299	3	1	2	–	–	1	–	–	–	3	1	1	–	–	–	–	–	–
3311	1	9	1	1	5	1	–	4	–	–	–	–	–	–	–	–	–	–
3312	1	2	1	–	–	1	–	2	–	1	–	–	–	–	–	–	–	–
3313	1	1	–	1	–	–	–	1	–	–	–	–	–	–	–	–	–	–
3314	18	11	9	6	1	1	3	8	5	7	2	3	1	–	–	1	–	–
3316	1	–	–	–	–	–	–	–	–	1	–	–	–	–	–	–	–	–
3321	1	2	3	–	–	–	–	2	1	1	–	2	–	–	–	–	–	–
3329	1	2	–	–	–	–	1	1	–	–	1	–	–	–	–	–	–	–
3511	15	9	6	5	1	2	3	5	3	7	3	1	–	–	–	–	–	–
3512	8	3	1	1	–	1	2	2	–	3	–	–	–	–	–	2	1	–
3514	68	73	66	22	10	10	33	52	40	12	9	16	–	–	–	1	2	–
3520	–	1	–	–	–	–	–	1	–	–	–	–	–	–	–	–	–	–
3600	81	66	105	2	5	3	63	57	85	15	4	16	–	–	–	1	–	1
3702	6	1	–	1	–	–	2	1	–	3	–	–	–	–	–	–	–	–
3811	129	167	224	5	1	2	101	139	177	21	27	45	2	–	–	–	–	–
3812	–	2	1	–	–	–	–	1	1	–	1	–	–	–	–	–	–	–
3821	–	1	–	–	1	–	–	–	–	–	–	–	–	–	–	–	–	–
3822	3	–	–	–	–	–	2	–	–	1	–	–	–	–	–	–	–	–
3831	1	–	2	–	–	–	–	–	1	1	–	–	–	–	–	–	–	1
3832	5	4	28	–	–	–	3	4	25	2	–	3	–	–	–	–	–	–
3839	2	2	–	–	–	–	1	1	–	1	1	–	–	–	–	–	–	–
4110	18	14	15	–	–	–	13	10	12	5	3	3	–	1	–	–	–	–
4120	205	184	175	3	9	34	101	105	89	86	68	49	14	1	2	1	1	1
4211	87	45	53	–	3	1	50	27	32	31	12	19	5	1	1	1	2	–
4212	2	1	2	–	–	–	1	1	2	1	–	–	–	–	–	–	–	–
4213	6	2	6	–	–	–	3	2	5	2	–	1	1	–	–	–	–	–
4221	58	57	54	6	2	1	12	30	38	39	24	14	1	–	–	–	1	1
4222	3	2	7	–	1	2	1	1	5	2	–	–	–	–	–	–	–	–
4223	5	2	1	3	–	–	2	2	–	–	–	1	–	–	–	–	–	–
4292	37	15	37	12	–	11	15	9	16	8	6	10	2	–	–	–	–	–
4299	66	14	17	31	–	1	19	11	12	15	2	3	1	1	1	–	–	–
4311	1	–	–	–	–	–	–	–	–	1	–	–	–	–	–	–	–	–
4313	36	32	24	9	5	2	16	17	7	8	10	15	3	–	–	–	–	–
4319	–	–	4	–	–	–	–	–	2	–	–	1	–	–	–	–	–	1
4321	25	31	23	10	10	2	3	14	16	11	7	5	–	–	–	1	–	–
4322	5	5	7	2	–	–	2	4	6	1	1	1	–	–	–	–	–	–
4329	13	4	2	–	–	2	6	4	–	6	–	–	1	–	–	–	–	–
4330	20	15	24	2	–	3	12	9	14	5	6	7	–	–	–	1	–	–
4391	4	6	2	–	–	1	1	5	1	2	1	–	1	–	–	–	–	–
4399	30	32	20	–	2	5	13	24	11	13	6	4	4	–	–	–	–	–
4511	34	27	34	1	1	1	15	21	21	17	5	12	1	–	–	–	–	–
4512	2	1	1	–	–	–	1	–	1	1	1	–	–	–	–	–	–	–
4520	41	45	30	3	–	1	17	29	16	20	15	13	1	–	–	–	1	–
4530	92	85	83	2	4	3	48	51	50	36	28	30	5	1	–	1	1	–
4541	18	11	13	–	–	–	8	7	12	9	4	1	1	–	–	–	–	–
4542	–	–	1	–	–	–	–	–	–	–	–	1	–	–	–	–	–	–
4543	1	–	1	–	–	–	–	–	–	1	–	1	–	–	–	–	–	–
4611	2	–	–	–	–	–	2	–	–	–	–	–	–	–	–	–	–	–
4617	1	–	–	–	–	–	–	–	–	1	–	–	–	–	–	–	–	–
4618	–	1	–	–	–	–	–	1	–	–	–	–	–	–	–	–	–	–
4619	–	1	2	–	–	–	–	1	2	–	–	–	–	–	–	–	–	–
4622	6	7	10	–	–	–	4	5	7	2	2	3	–	–	–	–	–	–
4623	45	41	38	2	2	3	24	26	21	18	12	13	–	–	–	1	1	1
4631	2	1	1	–	–	–	–	1	1	2	–	–	–	–	–	–	–	–
4632	5	5	4	–	–	–	3	4	3	2	1	1	–	–	–	–	–	–
4633	9	7	4	–	–	–	4	7	3	5	–	1	–	–	–	–	–	–
4634	5	7	4	–	–	–	1	6	4	4	1	–	–	–	–	–	–	–
4635	35	31	32	6	6	1	15	17	22	12	8	8	1	–	–	1	–	1

Capítulo 53 - Mato Grosso do Sul

53.1 - Quantidade de acidentes do trabalho liquidados, por consequência, segundo a Classificação Nacional de Atividades Econômicas (CNAE), no estado do Mato Grosso do Sul - 2014/2016

(continuação)

CNAE	QUANTIDADE DE ACIDENTES DO TRABALHO LIQUIDADOS																	
	Total			Consequência														
				Assistência Médica			Menos de 15 dias			Mais de 15 dias			Incapacidade Permanente			Óbito		
	2014	2015	2016	2014	2015	2016	2014	2015	2016	2014	2015	2016	2014	2015	2016	2014	2015	2016
4636	1	–	1	–	–	–	1	–	1	–	–	–	–	–	–	–	–	–
4637	7	5	7	–	–	–	4	4	5	3	1	2	–	–	–	–	–	–
4639	15	11	23	–	–	1	6	6	12	8	5	10	–	–	–	1	–	–
4642	1	–	–	–	–	–	1	–	–	–	–	–	–	–	–	–	–	–
4643	–	–	1	–	–	–	–	–	–	–	–	1	–	–	–	–	–	–
4644	6	6	1	–	–	–	2	5	1	4	1	–	–	–	–	–	–	–
4645	1	3	1	–	2	–	1	–	–	–	1	1	–	–	–	–	–	–
4646	–	2	–	–	1	–	–	1	–	–	–	–	–	–	–	–	–	–
4647	–	–	6	–	–	–	–	–	6	–	–	–	–	–	–	–	–	–
4649	2	6	7	–	–	–	2	3	3	–	3	4	–	–	–	–	–	–
4652	–	1	1	–	–	–	–	–	–	–	1	1	–	–	–	–	–	–
4661	16	12	13	–	–	–	8	12	7	8	–	6	–	–	–	–	–	–
4662	9	3	2	–	–	–	7	2	2	1	1	–	–	–	–	1	–	–
4663	–	5	5	–	–	–	–	3	3	–	1	2	–	–	–	–	1	–
4665	–	1	–	–	–	–	–	1	–	–	–	–	–	–	–	–	–	–
4669	1	4	3	–	–	–	–	3	1	1	1	2	–	–	–	–	–	–
4671	5	1	4	–	–	–	1	–	4	4	1	–	–	–	–	–	–	–
4672	2	–	7	–	–	–	1	–	6	1	–	1	–	–	–	–	–	–
4679	9	10	11	3	1	–	5	9	7	1	–	4	–	–	–	–	–	–
4681	11	8	8	1	–	–	7	6	3	3	2	5	–	–	–	–	–	–
4682	7	17	13	–	1	–	7	16	10	–	–	3	–	–	–	–	–	–
4683	13	2	3	–	–	1	6	2	2	4	–	–	1	–	–	2	–	–
4684	2	1	2	–	–	–	–	1	2	2	–	–	–	–	–	–	–	–
4685	–	–	4	–	–	–	–	–	2	–	–	–	–	–	–	–	–	2
4686	–	4	2	–	–	–	–	3	–	–	1	2	–	–	–	–	–	–
4687	13	18	4	5	1	–	6	7	2	2	10	2	–	–	–	–	–	–
4689	3	2	–	–	–	–	1	1	–	1	1	–	1	–	–	–	–	–
4691	4	2	8	–	–	–	3	1	5	1	1	3	–	–	–	–	–	–
4692	1	1	1	–	–	–	–	1	1	–	–	–	1	–	–	–	–	–
4693	22	6	8	–	–	–	17	6	5	5	–	3	–	–	–	–	–	–
4711	232	287	267	14	10	5	143	202	192	73	75	70	2	–	–	–	–	–
4712	22	30	22	–	2	–	12	20	15	8	8	7	2	–	–	–	–	–
4713	25	18	14	–	–	–	21	15	9	4	3	5	–	–	–	–	–	–
4721	24	13	17	–	–	–	14	9	16	10	4	1	–	–	–	–	–	–
4722	16	12	14	–	–	1	8	6	9	8	6	4	–	–	–	–	–	–
4723	6	5	6	–	–	–	3	4	1	3	1	5	–	–	–	–	–	–
4724	7	7	7	–	–	–	3	4	5	4	2	2	–	–	–	–	1	–
4729	33	32	24	–	1	–	19	15	15	14	16	9	–	–	–	–	–	–
4731	52	45	46	1	2	2	21	29	28	27	13	16	2	–	–	1	1	–
4732	–	–	1	–	–	–	–	–	1	–	–	–	–	–	–	–	–	–
4741	4	3	3	–	–	–	2	1	–	2	2	3	–	–	–	–	–	–
4742	11	12	14	–	1	1	5	7	12	6	4	1	–	–	–	–	–	–
4743	14	12	6	–	–	–	8	7	4	6	5	2	–	–	–	–	–	–
4744	115	109	113	5	2	2	46	71	73	58	35	36	5	1	1	1	–	1
4751	9	7	7	–	–	–	3	4	4	6	3	3	–	–	–	–	–	–
4752	11	6	11	–	–	–	4	3	7	5	3	4	2	–	–	–	–	–
4753	35	20	15	–	–	–	22	13	10	13	7	5	–	–	–	–	–	–
4754	18	13	20	–	–	–	10	10	14	7	3	6	–	–	–	1	–	–
4755	8	9	–	–	–	–	5	3	–	2	6	–	1	–	–	–	–	–
4756	–	1	1	–	–	–	–	–	1	–	1	–	–	–	–	–	–	–
4757	4	5	1	–	–	–	1	3	1	2	2	–	–	–	–	1	–	–
4759	10	7	11	–	–	–	4	4	5	5	3	6	1	–	–	–	–	–
4761	11	3	9	–	–	–	3	2	5	8	1	4	–	–	–	–	–	–
4763	5	8	5	–	–	–	3	5	3	2	3	2	–	–	–	–	–	–
4771	33	29	38	2	2	7	13	19	16	17	8	15	1	–	–	–	–	–
4772	5	1	2	–	–	–	–	–	1	5	1	1	–	–	–	–	–	–
4774	2	6	2	–	1	–	1	1	2	1	4	–	–	–	–	–	–	–
4781	34	35	32	3	2	2	16	26	21	15	7	9	–	–	–	–	–	–
4782	10	10	17	1	–	–	6	6	7	3	4	10	–	–	–	–	–	–
4783	2	1	1	–	1	–	–	–	1	2	–	–	–	–	–	–	–	–
4784	11	16	10	–	–	–	4	9	5	7	7	5	–	–	–	–	–	–
4789	59	53	50	–	1	–	35	31	32	19	21	18	2	–	–	3	–	–
4911	26	10	4	11	4	3	10	6	1	5	–	–	–	–	–	–	–	–
4921	16	12	16	–	–	3	8	6	8	6	5	4	2	1	1	–	–	–
4922	16	19	17	2	4	3	7	7	7	5	8	6	1	–	1	1	–	–
4923	2	–	3	–	–	–	1	–	1	1	–	2	–	–	–	–	–	–
4924	3	4	3	–	–	–	–	3	2	3	1	1	–	–	–	–	–	–
4929	6	8	8	1	3	–	2	3	7	3	2	1	–	–	–	–	–	–
4930	224	225	216	35	39	33	76	114	105	100	66	76	9	1	1	4	5	1
4940	2	–	1	2	–	1	–	–	–	–	–	–	–	–	–	–	–	–
5021	8	9	3	–	2	–	3	6	2	5	–	–	–	–	1	–	1	–
5022	–	–	1	–	–	–	–	–	–	–	–	1	–	–	–	–	–	–
5030	1	–	–	–	–	–	–	–	–	1	–	–	–	–	–	–	–	–
5099	–	1	2	–	–	–	–	–	1	–	1	1	–	–	–	–	–	–
5111	8	5	4	–	–	–	1	1	3	7	4	1	–	–	–	–	–	–
5120	–	1	3	–	–	–	–	1	2	–	–	1	–	–	–	–	–	–
5211	16	16	14	–	–	1	5	7	5	11	8	8	–	–	–	–	1	–
5212	7	2	11	1	–	–	2	1	7	4	1	3	–	–	–	–	–	1
5221	7	14	11	–	2	1	5	11	8	2	1	1	–	–	–	–	–	1
5222	–	2	2	–	–	–	–	2	2	–	–	–	–	–	–	–	–	–
5223	2	3	2	–	–	–	2	2	1	–	1	1	–	–	–	–	–	–
5229	3	–	4	–	–	–	1	–	2	2	–	2	–	–	–	–	–	–

Capítulo 53 - Mato Grosso do Sul

53.1 - Quantidade de acidentes do trabalho liquidados, por consequência, segundo a Classificação Nacional de Atividades Econômicas (CNAE), no estado do Mato Grosso do Sul - 2014/2016

(continuação)

CNAE	QUANTIDADE DE ACIDENTES DO TRABALHO LIQUIDADOS																	
	Total			Consequência														
				Assistência Médica			Menos de 15 dias			Mais de 15 dias			Incapacidade Permanente			Óbito		
	2014	2015	2016	2014	2015	2016	2014	2015	2016	2014	2015	2016	2014	2015	2016	2014	2015	2016
5231	1	1	1	1	–	–	–	1	1	–	–	–	–	–	–	–	–	–
5240	9	6	4	–	–	1	7	3	3	2	3	–	–	–	–	–	–	–
5250	2	1	1	–	–	–	2	1	1	–	–	–	–	–	–	–	–	–
5310	153	124	109	40	31	35	96	88	71	15	5	3	2	–	–	–	–	–
5320	14	16	9	–	1	–	4	10	4	9	4	5	–	–	–	1	1	–
5510	32	32	28	1	1	–	10	17	23	19	14	5	2	–	–	–	–	–
5590	2	2	–	–	–	–	–	–	–	2	2	–	–	–	–	–	–	–
5611	93	115	96	2	1	5	52	77	59	36	36	32	2	–	–	1	1	–
5612	5	4	–	–	1	–	4	2	–	1	1	–	–	–	–	–	–	–
5620	57	45	46	15	11	12	31	22	24	11	12	10	–	–	–	–	–	–
5811	1	1	–	–	–	–	1	1	–	–	–	–	–	–	–	–	–	–
5812	1	–	1	–	–	–	1	–	1	–	–	–	–	–	–	–	–	–
5821	1	1	–	–	–	–	–	1	–	1	–	–	–	–	–	–	–	–
5822	2	3	–	–	1	–	1	2	–	1	–	–	–	–	–	–	–	–
5829	–	2	1	–	–	–	–	2	–	–	–	1	–	–	–	–	–	–
5911	1	–	2	–	–	–	–	–	1	1	–	1	–	–	–	–	–	–
5914	3	2	5	–	–	–	3	1	3	–	–	2	–	1	–	–	–	–
6010	–	3	1	–	1	–	–	–	–	–	2	1	–	–	–	–	–	–
6021	8	9	3	–	–	–	7	8	3	1	1	–	–	–	–	–	–	–
6110	6	9	12	–	–	1	3	5	7	3	4	4	–	–	–	–	–	–
6120	3	9	–	–	–	–	2	7	–	1	2	–	–	–	–	–	–	–
6141	5	–	–	–	–	–	2	–	–	3	–	–	–	–	–	–	–	–
6190	2	4	9	–	–	1	–	1	5	2	3	3	–	–	–	–	–	–
6201	12	8	2	–	–	–	–	3	1	12	5	1	–	–	–	–	–	–
6203	1	1	–	–	–	–	–	–	–	1	1	–	–	–	–	–	–	–
6204	1	2	6	1	–	–	–	2	6	–	–	–	–	–	–	–	–	–
6209	4	9	11	1	–	1	3	8	9	–	1	1	–	–	–	–	–	–
6311	–	1	3	–	–	–	–	1	2	–	–	1	–	–	–	–	–	–
6399	–	1	–	–	–	–	–	1	–	–	–	–	–	–	–	–	–	–
6421	3	2	4	–	–	3	2	1	1	1	1	–	–	–	–	–	–	–
6422	41	66	56	–	1	2	36	49	42	5	16	11	–	–	–	–	–	1
6423	4	3	1	–	–	–	3	3	1	–	–	–	1	–	–	–	–	–
6424	–	1	1	–	–	–	–	1	–	–	–	1	–	–	–	–	–	–
6436	1	2	–	–	–	–	1	1	–	–	1	–	–	–	–	–	–	–
6462	–	–	2	–	–	–	–	–	1	–	–	1	–	–	–	–	–	–
6463	–	1	1	–	–	–	–	1	1	–	–	–	–	–	–	–	–	–
6491	1	–	–	–	–	–	1	–	–	–	–	–	–	–	–	–	–	–
6493	–	1	–	–	–	–	–	1	–	–	–	–	–	–	–	–	–	–
6511	1	–	1	–	–	–	1	–	1	–	–	–	–	–	–	–	–	–
6550	14	9	21	5	–	2	6	9	16	3	–	3	–	–	–	–	–	–
6612	–	–	1	–	–	–	–	–	1	–	–	–	–	–	–	–	–	–
6613	3	–	–	–	–	–	3	–	–	–	–	–	–	–	–	–	–	–
6619	1	1	1	–	–	–	1	–	–	–	1	1	–	–	–	–	–	–
6621	–	1	–	–	–	–	–	–	–	–	1	–	–	–	–	–	–	–
6622	–	–	2	–	–	–	–	–	1	–	–	1	–	–	–	–	–	–
6629	–	1	–	–	–	–	–	–	–	–	1	–	–	–	–	–	–	–
6630	2	2	1	–	–	–	–	–	–	2	2	1	–	–	–	–	–	–
6810	5	6	3	–	–	–	1	5	1	4	1	2	–	–	–	–	–	–
6821	2	1	7	–	–	–	1	–	6	1	1	1	–	–	–	–	–	–
6822	4	4	4	–	–	1	2	2	1	1	2	2	1	–	–	–	–	–
6911	3	5	1	–	–	–	3	3	1	–	2	–	–	–	–	–	–	–
6912	2	3	1	–	–	1	1	2	–	1	–	–	–	–	–	–	1	–
6920	20	20	19	2	3	1	9	11	13	9	6	5	–	–	–	–	–	–
7020	6	12	1	1	1	–	1	10	1	3	1	–	1	–	–	–	–	–
7111	–	7	3	–	–	–	–	1	–	–	6	3	–	–	–	–	–	–
7112	36	35	48	8	–	7	13	20	26	14	15	15	1	–	–	–	–	–
7119	14	3	4	7	1	2	3	1	2	3	1	–	1	–	–	–	–	–
7120	1	3	2	–	–	–	1	2	2	–	1	–	–	–	–	–	–	–
7210	30	27	28	10	12	11	18	14	14	2	1	3	–	–	–	–	–	–
7311	3	1	2	–	–	–	2	1	1	1	–	1	–	–	–	–	–	–
7312	–	2	1	–	–	–	–	2	1	–	–	–	–	–	–	–	–	–
7319	6	7	4	–	–	–	3	2	2	3	5	2	–	–	–	–	–	–
7410	2	–	–	–	–	–	–	–	–	2	–	–	–	–	–	–	–	–
7420	1	–	1	–	–	–	–	–	1	1	–	–	–	–	–	–	–	–
7490	4	11	11	1	1	1	2	5	8	1	5	2	–	–	–	–	–	–
7500	2	–	–	–	–	–	1	–	–	1	–	–	–	–	–	–	–	–
7711	8	7	13	1	1	2	6	5	6	–	1	4	–	–	–	1	–	1
7721	–	–	1	–	–	–	–	–	1	–	–	–	–	–	–	–	–	–
7722	–	1	–	–	1	–	–	–	–	–	–	–	–	–	–	–	–	–
7723	–	4	2	–	–	–	–	2	2	–	2	–	–	–	–	–	–	–
7729	3	1	–	–	–	–	–	–	–	3	1	–	–	–	–	–	–	–
7731	2	1	2	–	–	–	1	1	–	1	–	2	–	–	–	–	–	–
7732	24	12	12	2	1	–	15	6	7	7	5	5	–	–	–	–	–	–
7733	–	2	–	–	–	–	–	1	–	–	1	–	–	–	–	–	–	–
7739	4	10	9	1	–	–	1	9	5	2	1	4	–	–	–	–	–	–
7810	2	13	14	–	–	4	2	1	3	–	12	7	–	–	–	–	–	–
7820	14	12	11	2	–	1	8	7	2	4	5	8	–	–	–	–	–	–
7830	2	3	6	–	–	–	2	1	2	–	2	3	–	–	1	–	–	–
7911	4	3	2	–	–	–	1	2	1	3	1	1	–	–	–	–	–	–
7990	1	1	2	–	–	–	–	1	2	1	–	–	–	–	–	–	–	–
8011	21	28	23	–	1	1	9	16	10	10	11	12	2	–	–	–	–	–
8012	26	10	12	–	1	–	20	6	10	6	3	2	–	–	–	–	–	–

Capítulo 53 - Mato Grosso do Sul

53.1 - Quantidade de acidentes do trabalho liquidados, por consequência, segundo a Classificação Nacional de Atividades Econômicas (CNAE), no estado do Mato Grosso do Sul - 2014/2016

(conclusão)

CNAE	QUANTIDADE DE ACIDENTES DO TRABALHO LIQUIDADOS																	
	Total			Consequência														
				Assistência Médica			Menos de 15 dias			Mais de 15 dias			Incapacidade Permanente			Óbito		
	2014	2015	2016	2014	2015	2016	2014	2015	2016	2014	2015	2016	2014	2015	2016	2014	2015	2016
8020	14	13	9	–	–	–	6	7	5	7	6	4	1	–	–	–	–	–
8030	5	1	–	–	–	–	–	–	–	5	1	–	–	–	–	–	–	–
8111	6	3	9	–	–	–	4	2	6	2	–	3	–	–	–	–	1	–
8112	25	43	32	1	1	–	14	32	24	10	10	8	–	–	–	–	–	–
8121	40	43	45	11	4	7	18	23	25	7	16	13	4	–	–	–	–	–
8122	6	1	3	–	–	1	3	1	–	3	–	2	–	–	–	–	–	–
8129	20	23	26	2	3	6	14	17	15	3	3	5	1	–	–	–	–	–
8130	4	4	2	–	–	–	1	2	2	3	2	–	–	–	–	–	–	–
8211	11	10	13	–	–	–	7	5	11	4	5	2	–	–	–	–	–	–
8219	16	10	6	1	1	1	10	8	3	4	1	2	1	–	–	–	–	–
8220	96	95	73	1	–	1	73	86	63	22	9	9	–	–	–	–	–	–
8230	3	5	4	–	–	–	3	5	3	–	–	1	–	–	–	–	–	–
8291	10	10	6	–	–	–	7	7	3	3	3	3	–	–	–	–	–	–
8292	1	–	1	–	–	–	1	–	–	–	–	1	–	–	–	–	–	–
8299	48	21	42	6	1	1	31	15	30	8	5	11	3	–	–	–	–	–
8411	138	129	118	35	18	22	73	68	54	23	43	42	6	–	–	1	–	–
8412	2	3	–	–	–	–	1	2	–	1	1	–	–	–	–	–	–	–
8413	–	1	–	–	–	–	–	1	–	–	–	–	–	–	–	–	–	–
8422	2	2	2	2	–	–	–	2	1	–	–	1	–	–	–	–	–	–
8423	1	1	1	–	–	–	–	1	1	1	–	–	–	–	–	–	–	–
8424	–	–	1	–	–	–	–	–	–	–	–	–	–	–	1	–	–	–
8511	90	114	84	2	–	4	17	29	30	70	85	50	1	–	–	–	–	–
8512	3	6	12	–	–	–	1	4	7	2	2	5	–	–	–	–	–	–
8513	11	51	42	–	–	–	5	6	8	6	45	34	–	–	–	–	–	–
8520	31	35	24	2	–	2	21	21	15	6	14	7	1	–	–	1	–	–
8531	7	6	4	–	–	–	2	3	2	5	3	2	–	–	–	–	–	–
8532	23	20	22	1	1	2	18	17	17	4	2	3	–	–	–	–	–	–
8533	24	18	18	–	2	–	22	16	17	2	–	1	–	–	–	–	–	–
8541	1	1	–	–	–	–	1	1	–	–	–	–	–	–	–	–	–	–
8542	–	–	1	–	–	–	–	–	1	–	–	–	–	–	–	–	–	–
8550	–	1	–	–	–	–	–	1	–	–	–	–	–	–	–	–	–	–
8593	2	1	1	–	–	–	–	–	1	1	1	–	1	–	–	–	–	–
8599	25	20	21	1	3	3	17	13	12	7	4	6	–	–	–	–	–	–
8610	794	780	792	447	478	535	293	231	206	49	71	51	5	–	–	–	–	–
8622	–	–	1	–	–	–	–	–	1	–	–	–	–	–	–	–	–	–
8630	37	18	16	1	2	4	30	13	8	6	3	4	–	–	–	–	–	–
8640	63	107	93	34	69	53	21	32	33	8	6	7	–	–	–	–	–	–
8650	25	24	40	20	22	36	4	2	3	1	–	1	–	–	–	–	–	–
8660	10	77	83	5	65	57	5	12	24	–	–	2	–	–	–	–	–	–
8690	21	19	56	12	8	18	9	11	36	–	–	2	–	–	–	–	–	–
8711	2	5	–	–	1	–	1	4	–	1	–	–	–	–	–	–	–	–
8712	1	1	1	–	1	–	–	–	1	1	–	–	–	–	–	–	–	–
8720	–	1	–	–	–	–	–	1	–	–	–	–	–	–	–	–	–	–
8800	20	26	13	1	–	2	17	22	9	2	4	2	–	–	–	–	–	–
9002	1	–	–	–	–	–	1	–	–	–	–	–	–	–	–	–	–	–
9003	1	–	–	–	–	–	–	–	–	1	–	–	–	–	–	–	–	–
9311	–	1	–	–	–	–	–	–	–	–	1	–	–	–	–	–	–	–
9312	7	2	3	–	–	–	2	1	1	5	1	2	–	–	–	–	–	–
9313	2	4	3	–	1	–	–	2	–	2	1	3	–	–	–	–	–	–
9319	2	2	1	–	–	–	2	–	–	–	2	1	–	–	–	–	–	–
9321	1	1	–	1	–	–	–	1	–	–	–	–	–	–	–	–	–	–
9329	2	1	5	–	–	1	2	–	2	–	1	2	–	–	–	–	–	–
9411	14	–	2	1	–	–	10	–	1	3	–	1	–	–	–	–	–	–
9412	4	5	1	–	–	1	4	4	–	–	1	–	–	–	–	–	–	–
9420	7	7	8	–	–	–	6	6	5	1	1	3	–	–	–	–	–	–
9430	27	40	40	2	2	3	12	21	16	11	16	21	2	–	–	–	1	–
9491	7	6	6	–	1	–	3	2	4	3	1	1	1	2	1	–	–	–
9493	1	–	–	–	–	–	–	–	–	1	–	–	–	–	–	–	–	–
9499	4	8	3	–	–	–	2	7	3	2	1	–	–	–	–	–	–	–
9511	8	3	6	–	–	–	7	2	3	1	1	2	–	–	1	–	–	–
9512	2	–	3	–	–	–	1	–	2	–	–	–	1	–	–	–	–	1
9521	5	–	1	–	–	–	2	–	–	3	–	1	–	–	–	–	–	–
9529	2	5	3	–	–	–	1	1	1	1	4	2	–	–	–	–	–	–
9601	3	4	4	–	–	–	1	3	2	2	1	2	–	–	–	–	–	–
9602	3	7	2	–	–	–	–	4	2	2	3	–	1	–	–	–	–	–
9603	13	17	22	1	2	3	8	12	13	4	2	5	–	–	–	–	1	1
9609	–	1	1	–	–	–	–	–	1	–	1	–	–	–	–	–	–	–
9700	2	2	4	–	–	–	2	2	4	–	–	–	–	–	–	–	–	–
9900	1	–	–	–	–	–	–	–	–	1	–	–	–	–	–	–	–	–
Ignorado	2.026	1.428	1.293	–	1	4	55	96	116	1.912	1.103	975	56	227	197	3	1	1

Fonte: DATAPREV, CAT, SUB.

Nota: Os dados são preliminares, estando sujeitos a correções.

Capítulo 53 - Mato Grosso do Sul

53.2 - Quantidade mensal de acidentes do trabalho liquidados, por consequência, no estado do Mato Grosso do Sul - 2014/2016

MESES	QUANTIDADE DE ACIDENTES DO TRABALHO LIQUIDADOS																	
	Total			Consequência														
				Assistência Médica			Menos de 15 dias			Mais de 15 dias			Incapacidade Permanente			Óbito		
	2014	2015	2016	2014	2015	2016	2014	2015	2016	2014	2015	2016	2014	2015	2016	2014	2015	2016
TOTAL	**11.290**	**10.230**	**9.823**	**1.684**	**1.739**	**1.852**	**4.511**	**5.027**	**4.703**	**4.783**	**3.174**	**3.020**	**248**	**246**	**216**	**64**	**44**	**32**
Janeiro	908	838	770	128	127	137	354	362	348	401	324	267	17	21	14	8	4	4
Fevereiro	927	787	760	135	115	107	371	352	364	393	296	269	21	21	20	7	3	–
Março	964	907	955	152	153	165	386	454	436	400	275	329	21	22	22	5	3	3
Abril	931	815	881	143	141	178	353	381	403	398	257	282	30	35	17	7	1	1
Maio	1.044	854	794	140	149	155	399	432	352	482	236	270	16	33	13	7	4	4
Junho	852	854	866	143	141	170	327	461	389	368	223	280	11	26	23	3	3	4
Julho	1.005	913	892	166	157	151	371	478	453	444	258	271	19	15	15	5	5	2
Agosto	1.066	935	923	130	157	191	430	444	455	477	307	257	23	20	18	6	7	2
Setembro	1.002	788	793	147	162	167	428	400	374	405	220	226	17	6	26	5	–	–
Outubro	1.056	883	739	157	165	139	443	441	374	419	254	210	31	14	16	6	9	–
Novembro	855	858	780	147	129	154	329	426	394	356	282	211	20	18	16	3	3	5
Dezembro	680	798	670	96	143	138	320	396	361	240	242	148	22	15	16	2	2	7

Fonte: DATAPREV, CAT, SUB.
Nota: Os dados são preliminares, estando sujeitos a correções.

DISTRIBUIÇÃO DE ACIDENTES DO TRABALHO LIQUIDADOS, POR CONSEQUÊNCIA, NO ESTADO DO MATO GROSSO DO SUL - 2016

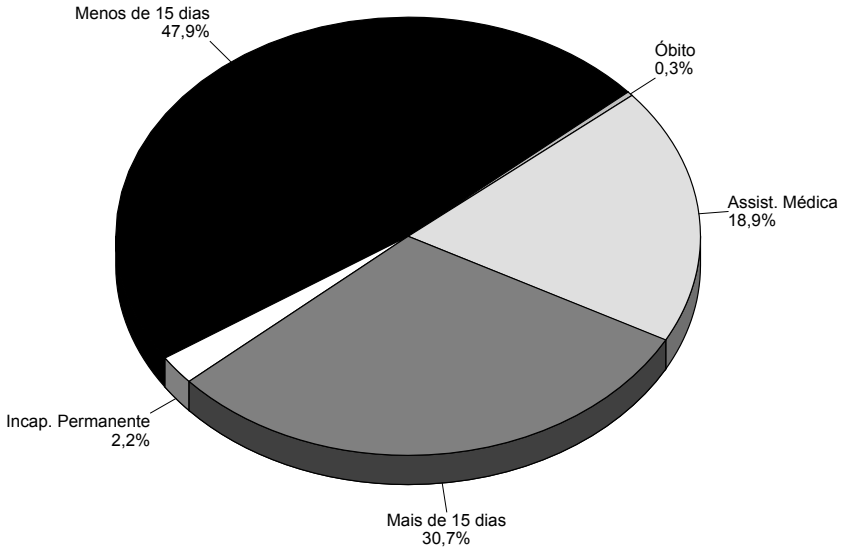

Fonte: DATAPREV, CAT, SUB.

Capítulo 54 - Mato Grosso

54.1 - Quantidade de acidentes do trabalho liquidados, por consequência, segundo a Classificação Nacional de Atividades Econômicas (CNAE), no estado do Mato Grosso - 2014/2016

(continua)

CNAE	QUANTIDADE DE ACIDENTES DO TRABALHO LIQUIDADOS																	
	Total			Consequência														
				Assistência Médica			Menos de 15 dias			Mais de 15 dias			Incapacidade Permanente			Óbito		
	2014	2015	2016	2014	2015	2016	2014	2015	2016	2014	2015	2016	2014	2015	2016	2014	2015	2016
TOTAL	**14.297**	**12.809**	**12.135**	**1.858**	**1.742**	**1.769**	**6.726**	**7.282**	**6.506**	**5.354**	**3.456**	**3.578**	**229**	**225**	**170**	**130**	**104**	**112**
0111	103	63	29	3	5	1	63	43	18	36	12	9	–	–	–	1	3	1
0112	232	118	109	1	3	3	66	53	57	164	61	49	1	–	–	–	1	–
0113	28	48	47	1	1	1	17	36	33	8	10	12	2	–	–	–	1	1
0115	717	678	851	18	26	37	575	584	715	109	58	91	3	–	–	12	10	8
0116	17	5	2	–	–	–	16	5	1	–	–	1	–	–	–	1	–	–
0119	12	5	9	1	–	–	8	4	8	3	1	–	–	–	–	–	–	1
0121	31	33	43	–	–	–	–	2	2	31	31	41	–	–	–	–	–	–
0122	–	–	1	–	–	–	–	–	1	–	–	–	–	–	–	–	–	–
0131	–	–	2	–	–	–	–	–	–	–	–	–	–	–	2	–	–	–
0132	1	–	–	–	–	–	–	–	–	1	–	–	–	–	–	–	–	–
0133	2	1	1	1	–	–	1	1	1	–	–	–	–	–	–	–	–	–
0134	6	–	–	–	–	–	–	–	–	6	–	–	–	–	–	–	–	–
0139	11	10	2	–	–	–	4	7	2	7	3	–	–	–	–	–	–	–
0141	178	222	332	2	6	8	119	187	262	53	26	58	2	–	–	2	3	4
0142	–	–	1	–	–	–	–	–	1	–	–	–	–	–	–	–	–	–
0151	362	349	370	5	8	2	240	283	290	109	55	73	2	1	2	6	2	3
0152	–	–	2	–	–	–	–	–	2	–	–	–	–	–	–	–	–	–
0153	2	–	–	–	–	–	1	–	–	–	–	–	–	–	–	1	–	–
0154	22	22	20	2	–	–	16	19	12	4	2	7	–	–	–	–	1	1
0155	42	21	15	–	1	3	37	15	7	4	5	5	–	–	–	1	–	–
0159	2	4	1	–	–	–	1	2	–	1	1	1	–	–	–	–	1	–
0161	87	204	62	16	2	1	48	182	42	15	17	13	3	–	6	5	3	–
0162	17	20	23	–	–	1	11	17	14	6	3	7	–	–	1	–	–	–
0163	11	10	3	1	1	–	8	6	3	2	3	–	–	–	–	–	–	–
0210	34	27	32	–	–	1	24	25	26	10	2	5	–	–	–	–	–	–
0220	40	20	18	2	–	–	22	13	13	12	7	5	1	–	–	3	–	–
0230	29	20	11	–	2	–	20	12	6	8	6	4	–	–	–	1	–	1
0322	5	5	4	–	–	–	4	4	3	–	1	1	–	–	–	1	–	–
0600	2	–	–	2	–	–	–	–	–	–	–	–	–	–	–	–	–	–
0723	1	3	–	–	–	–	1	2	–	–	–	–	–	–	–	–	1	–
0724	35	22	25	15	9	10	11	10	11	8	3	4	1	–	–	–	–	–
0729	–	1	–	–	–	–	–	1	–	–	–	–	–	–	–	–	–	–
0810	34	36	29	1	–	2	18	30	23	15	5	4	–	–	–	–	1	–
0891	22	17	20	–	–	2	17	14	16	3	3	1	1	–	–	1	–	1
0899	22	17	7	–	–	2	21	16	4	1	1	1	–	–	–	–	–	–
0910	3	1	1	3	1	–	–	–	1	–	–	–	–	–	–	–	–	–
1011	1.151	1.028	1.086	379	351	443	643	561	521	120	111	117	6	1	–	3	4	5
1012	606	504	501	322	207	364	222	252	110	56	44	27	5	–	–	1	1	–
1013	31	23	23	2	1	–	21	20	14	8	2	9	–	–	–	–	–	–
1020	–	1	3	–	–	–	–	1	3	–	–	–	–	–	–	–	–	–
1031	1	1	5	–	–	–	–	–	3	1	1	2	–	–	–	–	–	–
1033	–	–	2	–	–	–	–	–	2	–	–	–	–	–	–	–	–	–
1041	69	49	45	30	17	7	30	25	30	8	6	7	–	–	–	1	1	1
1042	19	20	25	6	3	6	9	14	15	4	3	4	–	–	–	–	–	–
1051	2	–	2	–	–	–	1	–	–	1	–	2	–	–	–	–	–	–
1052	39	59	56	–	3	–	23	45	40	14	11	14	1	–	–	1	–	2
1053	3	1	4	–	–	–	3	–	2	–	1	2	–	–	–	–	–	–
1061	15	12	21	1	–	–	6	7	13	7	5	8	–	–	–	1	–	–
1062	6	2	–	–	–	–	4	2	–	2	–	–	–	–	–	–	–	–
1065	–	3	–	–	–	–	–	3	–	–	–	–	–	–	–	–	–	–
1066	40	42	57	3	1	4	23	38	44	13	3	8	1	–	–	–	–	1
1069	9	27	9	1	1	–	3	18	7	5	8	2	–	–	–	–	–	–
1071	12	62	45	–	15	11	9	45	30	3	2	4	–	–	–	–	–	–
1081	6	7	6	–	–	–	5	5	5	–	2	1	–	–	–	1	–	–
1091	42	31	33	3	–	–	27	28	25	12	3	8	–	–	–	–	–	–
1093	–	1	1	–	–	–	–	1	1	–	–	–	–	–	–	–	–	–
1094	–	1	1	–	–	–	–	1	1	–	–	–	–	–	–	–	–	–
1095	5	2	4	–	–	–	3	1	4	2	1	–	–	–	–	–	–	–
1096	2	–	–	–	–	–	1	–	–	1	–	–	–	–	–	–	–	–
1099	15	5	12	–	–	–	11	2	6	3	3	6	1	–	–	–	–	–
1111	4	3	3	–	–	–	–	3	3	4	–	–	–	–	–	–	–	–
1112	1	–	–	–	–	–	–	–	–	1	–	–	–	–	–	–	–	–
1113	39	36	25	17	6	8	16	21	11	4	8	6	–	–	–	2	1	–
1121	15	25	22	1	–	–	10	22	16	4	3	5	–	–	–	–	–	1
1122	62	43	31	3	–	6	47	39	20	9	4	5	1	–	–	2	–	–
1311	36	34	27	1	–	–	26	25	18	7	9	8	–	–	–	2	–	1
1321	9	–	1	–	–	–	7	–	1	2	–	–	–	–	–	–	–	–
1351	1	–	–	–	–	–	–	–	–	1	–	–	–	–	–	–	–	–
1352	3	1	2	–	–	–	1	1	1	2	–	–	–	–	–	–	–	1
1359	5	1	–	–	–	–	5	1	–	–	–	–	–	–	–	–	–	–
1411	–	2	1	–	–	–	–	–	–	–	2	1	–	–	–	–	–	–
1412	4	4	1	–	–	–	1	3	–	3	1	1	–	–	–	–	–	–
1413	7	–	1	1	–	–	4	–	1	2	–	–	–	–	–	–	–	–
1414	1	6	9	–	–	–	–	4	4	1	2	5	–	–	–	–	–	–
1421	–	–	1	–	–	–	–	–	1	–	–	–	–	–	–	–	–	–
1422	–	2	1	–	–	–	–	1	1	–	1	–	–	–	–	–	–	–
1510	68	65	58	6	11	7	45	41	44	17	12	7	–	–	–	–	1	–
1521	–	–	1	–	–	–	–	–	1	–	–	–	–	–	–	–	–	–

Capítulo 54 - Mato Grosso

54.1 - Quantidade de acidentes do trabalho liquidados, por consequência, segundo a Classificação Nacional de Atividades Econômicas (CNAE), no estado do Mato Grosso - 2014/2016

(continuação)

CNAE	QUANTIDADE DE ACIDENTES DO TRABALHO LIQUIDADOS																	
	Total			Consequência														
				Assistência Médica			Menos de 15 dias			Mais de 15 dias			Incapacidade Permanente			Óbito		
	2014	2015	2016	2014	2015	2016	2014	2015	2016	2014	2015	2016	2014	2015	2016	2014	2015	2016
1531	1	–	–	–	–	–	–	–	–	1	–	–	–	–	–	–	–	–
1539	1	–	–	–	–	–	–	–	–	1	–	–	–	–	–	–	–	–
1610	279	231	222	6	8	3	125	150	124	140	68	94	7	2	–	1	3	1
1621	26	21	19	–	–	–	13	15	8	13	6	10	–	–	1	–	–	–
1622	11	20	12	–	–	–	6	15	7	3	5	5	2	–	–	–	–	–
1629	10	5	2	–	–	–	5	3	2	5	2	–	–	–	–	–	–	–
1721	1	–	–	–	–	–	–	–	–	1	–	–	–	–	–	–	–	–
1731	–	1	–	–	–	–	–	1	–	–	–	–	–	–	–	–	–	–
1733	–	1	–	–	–	–	–	–	–	–	1	–	–	–	–	–	–	–
1741	1	1	–	–	–	–	–	1	–	1	–	–	–	–	–	–	–	–
1742	–	2	–	–	–	–	–	2	–	–	–	–	–	–	–	–	–	–
1749	1	–	–	–	–	–	–	–	–	1	–	–	–	–	–	–	–	–
1811	1	3	4	–	–	–	–	2	4	1	1	–	–	–	–	–	–	–
1812	4	1	–	–	–	–	–	–	–	4	1	–	–	–	–	–	–	–
1813	14	7	9	1	–	–	8	5	7	5	2	2	–	–	–	–	–	–
1821	1	–	–	–	–	–	1	–	–	–	–	–	–	–	–	–	–	–
1910	1	–	–	–	–	–	–	–	–	1	–	–	–	–	–	–	–	–
1921	2	–	–	–	–	–	1	–	–	–	–	–	–	–	–	1	–	–
1931	150	96	73	18	11	5	114	73	60	12	10	8	3	–	–	3	2	–
1932	12	8	4	2	–	–	5	7	4	5	1	–	–	–	–	–	–	–
2013	52	59	50	3	10	6	40	46	38	8	3	6	–	–	–	1	–	–
2014	–	–	1	–	–	–	–	–	1	–	–	–	–	–	–	–	–	–
2021	2	1	–	–	–	–	–	–	–	2	1	–	–	–	–	–	–	–
2022	2	–	–	–	–	–	–	–	–	2	–	–	–	–	–	–	–	–
2029	3	–	1	–	–	–	–	–	1	3	–	–	–	–	–	–	–	–
2040	1	1	–	–	–	–	–	–	–	1	1	–	–	–	–	–	–	–
2061	5	–	4	3	–	–	2	–	2	–	–	2	–	–	–	–	–	–
2062	3	–	2	–	–	–	1	–	2	2	–	–	–	–	–	–	–	–
2063	–	–	1	–	–	–	–	–	–	–	–	1	–	–	–	–	–	–
2071	5	7	6	–	–	–	3	6	4	2	1	2	–	–	–	–	–	–
2091	–	1	–	–	–	–	–	–	–	–	1	–	–	–	–	–	–	–
2093	–	–	2	–	–	–	–	–	1	–	–	1	–	–	–	–	–	–
2099	3	–	2	–	–	–	3	–	2	–	–	–	–	–	–	–	–	–
2121	–	–	2	–	–	–	–	–	2	–	–	–	–	–	–	–	–	–
2122	1	1	–	–	1	–	1	–	–	–	–	–	–	–	–	–	–	–
2212	16	17	11	–	–	–	11	10	7	4	7	4	1	–	–	–	–	–
2219	29	35	24	–	–	–	7	6	6	22	29	18	–	–	–	–	–	–
2221	9	11	6	–	–	–	5	10	2	4	1	4	–	–	–	–	–	–
2222	9	14	12	1	1	–	6	6	7	1	6	5	1	–	–	–	1	–
2223	–	2	3	–	–	–	–	1	1	–	1	2	–	–	–	–	–	–
2229	9	2	7	–	–	–	8	1	5	1	1	2	–	–	–	–	–	–
2311	14	26	22	–	2	–	12	21	18	2	3	4	–	–	–	–	–	–
2320	11	4	6	9	2	3	1	2	2	1	–	1	–	–	–	–	–	–
2330	81	58	45	1	1	1	41	42	28	33	14	15	4	–	–	2	1	1
2341	2	3	–	–	–	–	–	1	–	2	2	–	–	–	–	–	–	–
2342	46	41	30	–	–	2	27	31	19	17	10	9	2	–	–	–	–	–
2349	2	1	1	–	–	–	1	–	–	1	1	1	–	–	–	–	–	–
2391	3	5	4	–	–	–	2	4	3	1	1	1	–	–	–	–	–	–
2392	–	1	–	–	–	–	–	–	–	–	1	–	–	–	–	–	–	–
2399	1	1	1	–	–	–	–	1	1	1	–	–	–	–	–	–	–	–
2422	27	25	20	2	7	1	24	17	16	1	1	3	–	–	–	–	–	–
2424	6	9	4	–	–	1	–	5	1	6	4	2	–	–	–	–	–	–
2441	4	8	–	–	–	–	4	7	–	–	1	–	–	–	–	–	–	–
2449	–	–	2	–	–	–	–	–	1	–	–	–	–	–	–	–	–	1
2451	4	1	2	–	–	–	3	1	2	1	–	–	–	–	–	–	–	–
2452	1	1	1	–	–	–	–	–	1	1	1	–	–	–	–	–	–	–
2511	66	42	40	2	–	1	45	32	28	17	10	10	1	–	1	1	–	–
2512	14	9	9	–	–	–	7	4	7	7	5	2	–	–	–	–	–	–
2521	–	1	–	–	–	–	–	1	–	–	–	–	–	–	–	–	–	–
2522	1	–	–	–	–	–	–	–	–	1	–	–	–	–	–	–	–	–
2531	–	–	1	–	–	–	–	–	1	–	–	–	–	–	–	–	–	–
2532	3	3	–	–	–	–	–	2	–	3	1	–	–	–	–	–	–	–
2539	12	13	14	–	–	–	5	7	7	7	6	7	–	–	–	–	–	–
2542	3	2	5	–	–	–	2	1	3	1	1	1	–	–	1	–	–	–
2543	2	1	–	–	–	–	1	–	–	1	1	–	–	–	–	–	–	–
2591	1	2	–	1	1	–	–	1	–	–	–	–	–	–	–	–	–	–
2592	1	–	5	–	–	–	–	–	3	1	–	2	–	–	–	–	–	–
2593	1	4	1	–	–	–	–	2	1	1	1	–	–	–	–	–	1	–
2599	5	12	16	–	–	–	2	9	14	3	3	2	–	–	–	–	–	–
2651	–	1	–	–	–	–	–	1	–	–	–	–	–	–	–	–	–	–
2710	5	6	10	–	–	1	4	5	8	1	1	1	–	–	–	–	–	–
2722	2	2	–	–	–	–	–	1	–	2	1	–	–	–	–	–	–	–
2731	2	2	1	1	–	–	–	2	–	1	–	1	–	–	–	–	–	–
2751	–	1	–	–	–	–	–	–	–	–	1	–	–	–	–	–	–	–
2790	2	2	1	–	–	–	–	2	–	2	–	1	–	–	–	–	–	–
2811	2	3	2	–	–	–	–	1	2	2	2	–	–	–	–	–	–	–
2821	2	–	–	–	–	–	2	–	–	–	–	–	–	–	–	–	–	–
2822	1	–	1	–	–	–	1	–	–	–	–	1	–	–	–	–	–	–
2823	4	–	4	–	–	–	1	–	1	3	–	3	–	–	–	–	–	–
2824	2	–	–	–	–	–	1	–	–	1	–	–	–	–	–	–	–	–

Capítulo 54 - Mato Grosso

54.1 - Quantidade de acidentes do trabalho liquidados, por consequência, segundo a Classificação Nacional de Atividades Econômicas (CNAE), no estado do Mato Grosso - 2014/2016

(continuação)

CNAE	QUANTIDADE DE ACIDENTES DO TRABALHO LIQUIDADOS																	
	Total			Consequência														
				Assistência Médica			Menos de 15 dias			Mais de 15 dias			Incapacidade Permanente			Óbito		
	2014	2015	2016	2014	2015	2016	2014	2015	2016	2014	2015	2016	2014	2015	2016	2014	2015	2016
2825	2	–	–	–	–	–	1	–	–	1	–	–	–	–	–	–	–	–
2829	11	5	1	–	–	–	6	2	1	3	3	–	2	–	–	–	–	–
2831	–	–	1	–	–	–	–	–	1	–	–	–	–	–	–	–	–	–
2833	34	43	25	1	–	–	17	41	14	15	1	11	–	–	–	1	1	–
2840	1	–	2	–	–	–	–	–	1	1	–	1	–	–	–	–	–	–
2852	1	–	–	–	–	–	–	–	–	1	–	–	–	–	–	–	–	–
2862	1	–	–	–	–	–	1	–	–	–	–	–	–	–	–	–	–	–
2869	5	3	2	–	–	–	3	2	2	2	1	–	–	–	–	–	–	–
2920	1	1	1	–	–	–	–	–	–	1	1	1	–	–	–	–	–	–
2930	9	3	10	–	–	–	5	2	9	4	1	1	–	–	–	–	–	–
2941	1	–	–	–	–	–	–	–	–	1	–	–	–	–	–	–	–	–
2944	1	–	–	–	–	–	–	–	–	–	–	–	1	–	–	–	–	–
2949	8	5	1	1	–	–	5	3	–	1	2	1	–	–	–	1	–	–
2950	3	2	2	–	–	–	1	–	2	1	2	–	1	–	–	–	–	–
3012	–	3	1	–	–	–	–	–	1	–	3	–	–	–	–	–	–	–
3101	38	50	43	2	1	–	25	40	31	8	9	11	3	–	–	–	–	1
3102	6	5	4	–	–	–	4	4	1	2	1	3	–	–	–	–	–	–
3103	1	1	–	–	–	–	–	–	–	1	1	–	–	–	–	–	–	–
3104	10	10	9	–	–	1	2	9	7	8	1	1	–	–	–	–	–	–
3230	3	8	1	–	–	–	–	–	–	3	8	1	–	–	–	–	–	–
3240	1	–	–	–	–	–	–	–	–	1	–	–	–	–	–	–	–	–
3250	–	1	–	–	–	–	–	1	–	–	–	–	–	–	–	–	–	–
3291	9	1	–	–	–	–	–	–	–	9	1	–	–	–	–	–	–	–
3299	8	3	5	–	–	–	8	1	2	–	2	3	–	–	–	–	–	–
3311	–	1	–	–	–	–	–	1	–	–	–	–	–	–	–	–	–	–
3312	9	1	–	–	–	–	7	1	–	2	–	–	–	–	–	–	–	–
3313	–	3	1	–	–	–	–	2	1	–	–	–	–	–	–	–	1	–
3314	25	12	15	2	–	–	9	12	9	10	–	6	1	–	–	3	–	–
3316	–	–	1	–	–	–	–	–	–	–	–	1	–	–	–	–	–	–
3319	1	–	1	–	–	–	1	–	1	–	–	–	–	–	–	–	–	–
3321	7	5	6	1	–	–	4	4	3	1	1	2	1	–	–	–	–	1
3329	2	–	–	–	–	–	–	–	–	1	–	–	1	–	–	–	–	–
3511	40	46	53	15	5	9	22	38	38	1	2	6	–	–	–	2	1	–
3512	4	3	4	1	–	1	1	2	2	2	1	–	–	–	–	–	–	1
3513	1	1	–	1	1	–	–	–	–	–	–	–	–	–	–	–	–	–
3514	35	37	44	2	1	6	29	35	36	2	1	1	1	–	–	1	–	1
3520	1	–	–	1	–	–	–	–	–	–	–	–	–	–	–	–	–	–
3600	45	53	31	7	9	6	34	39	23	3	5	2	–	–	–	1	–	–
3702	11	6	4	–	–	–	8	5	1	3	1	3	–	–	–	–	–	–
3811	50	74	62	24	1	2	18	59	47	8	14	13	–	–	–	–	–	–
3812	1	1	1	–	–	–	1	–	1	–	1	–	–	–	–	–	–	–
3831	–	–	1	–	–	–	–	–	1	–	–	–	–	–	–	–	–	–
3832	14	4	3	1	2	–	11	2	3	2	–	–	–	–	–	–	–	–
3839	3	–	–	–	–	–	1	–	–	2	–	–	–	–	–	–	–	–
3900	–	–	1	–	–	–	–	–	1	–	–	–	–	–	–	–	–	–
4110	26	29	15	–	1	–	19	23	10	7	4	4	–	–	–	–	1	1
4120	377	305	227	24	12	11	228	219	153	104	68	60	17	–	1	4	6	2
4211	209	90	77	22	8	5	149	59	51	34	22	20	2	1	–	2	–	1
4212	171	95	6	54	51	3	98	41	3	16	3	–	2	–	–	1	–	–
4213	3	3	3	–	–	–	1	3	2	2	–	1	–	–	–	–	–	–
4221	278	302	144	18	122	24	195	145	81	61	33	39	–	–	–	4	2	–
4222	–	1	–	–	–	–	–	1	–	–	–	–	–	–	–	–	–	–
4223	1	–	–	–	–	–	–	–	–	1	–	–	–	–	–	–	–	–
4292	24	21	15	2	–	–	17	16	9	5	5	6	–	–	–	–	–	–
4299	29	20	17	4	2	–	16	13	13	8	5	4	1	–	–	–	–	–
4311	1	3	1	–	–	–	–	3	1	1	–	–	–	–	–	–	–	–
4312	1	–	2	–	–	–	1	–	1	–	–	1	–	–	–	–	–	–
4313	65	42	52	3	2	3	34	27	38	23	13	10	3	–	–	2	–	1
4319	3	6	5	3	5	1	–	1	3	–	–	1	–	–	–	–	–	–
4321	16	21	19	2	3	7	8	15	7	3	3	4	1	–	–	2	–	1
4322	4	3	3	–	–	–	2	3	–	2	–	3	–	–	–	–	–	–
4329	10	18	8	–	–	–	8	8	5	2	10	3	–	–	–	–	–	–
4330	17	12	14	1	–	4	11	6	8	5	5	2	–	–	–	–	1	–
4391	5	1	3	–	–	–	2	1	2	3	–	1	–	–	–	–	–	–
4399	37	44	26	2	1	–	14	27	17	20	16	9	–	–	–	1	–	–
4511	50	43	50	3	1	6	35	34	32	11	8	12	1	–	–	–	–	–
4512	–	1	–	–	–	–	–	–	–	–	1	–	–	–	–	–	–	–
4520	66	55	49	2	–	1	24	39	31	36	15	17	4	–	–	–	1	–
4530	174	145	154	11	7	6	95	98	89	61	40	59	4	–	–	3	–	–
4541	27	38	32	–	1	–	12	23	14	15	14	17	–	–	–	–	–	1
4543	2	3	4	–	–	–	–	3	1	2	–	3	–	–	–	–	–	–
4611	1	–	1	–	–	–	1	–	1	–	–	–	–	–	–	–	–	–
4613	1	–	–	–	–	–	–	–	–	1	–	–	–	–	–	–	–	–
4615	–	1	1	–	–	–	–	1	–	–	–	1	–	–	–	–	–	–
4617	1	–	–	–	–	–	1	–	–	–	–	–	–	–	–	–	–	–
4618	–	2	–	–	–	–	–	1	–	–	1	–	–	–	–	–	–	–
4619	–	1	5	–	–	–	–	1	4	–	–	1	–	–	–	–	–	–
4621	–	2	–	–	–	–	–	1	–	–	1	–	–	–	–	–	–	–
4622	43	42	55	7	4	8	24	33	31	9	5	14	2	–	–	1	–	2
4623	26	17	30	2	1	3	15	14	20	8	2	7	1	–	–	–	–	–

Capítulo 54 - Mato Grosso

54.1 - Quantidade de acidentes do trabalho liquidados, por consequência, segundo a Classificação Nacional de Atividades Econômicas (CNAE), no estado do Mato Grosso - 2014/2016

(continuação)

CNAE	QUANTIDADE DE ACIDENTES DO TRABALHO LIQUIDADOS																	
	Total			Consequência														
				Assistência Médica			Menos de 15 dias			Mais de 15 dias			Incapacidade Permanente			Óbito		
	2014	2015	2016	2014	2015	2016	2014	2015	2016	2014	2015	2016	2014	2015	2016	2014	2015	2016
4632	25	20	24	4	–	6	16	15	13	3	5	5	2	–	–	–	–	–
4633	7	10	6	1	–	–	2	8	6	4	1	–	–	–	–	–	1	–
4634	2	3	5	–	–	–	–	3	4	1	–	1	1	–	–	–	–	–
4635	53	63	63	3	3	7	39	44	36	11	16	20	–	–	–	–	–	–
4636	1	–	–	–	–	–	1	–	–	–	–	–	–	–	–	–	–	–
4637	3	2	–	–	–	–	1	1	–	2	1	–	–	–	–	–	–	–
4639	39	48	40	1	2	–	22	30	28	14	16	12	2	–	–	–	–	–
4641	–	3	–	–	–	–	–	3	–	–	–	–	–	–	–	–	–	–
4642	–	1	2	–	–	–	–	1	–	–	–	2	–	–	–	–	–	–
4643	–	1	–	–	–	–	–	1	–	–	–	–	–	–	–	–	–	–
4644	1	4	3	–	1	–	1	3	3	–	–	–	–	–	–	–	–	–
4645	–	–	2	–	–	–	–	–	2	–	–	–	–	–	–	–	–	–
4646	3	3	5	–	1	2	1	1	2	2	1	1	–	–	–	–	–	–
4647	–	4	1	–	–	–	–	3	1	–	1	–	–	–	–	–	–	–
4649	3	6	6	–	–	–	2	5	1	1	1	5	–	–	–	–	–	–
4651	–	–	1	–	–	–	–	–	1	–	–	–	–	–	–	–	–	–
4661	69	65	59	4	1	5	48	49	44	16	13	8	1	–	–	–	2	2
4662	6	4	7	–	2	1	2	2	3	3	–	3	–	–	–	1	–	–
4663	1	1	2	–	–	–	–	1	2	–	–	–	1	–	–	–	–	–
4665	1	2	–	–	–	–	1	2	–	–	–	–	–	–	–	–	–	–
4669	3	4	–	–	–	–	2	3	–	1	1	–	–	–	–	–	–	–
4671	11	10	7	–	–	–	5	7	6	5	3	1	–	–	–	1	–	–
4672	2	2	2	–	–	–	1	2	2	1	–	–	–	–	–	–	–	–
4679	28	11	10	2	2	2	22	6	4	4	3	4	–	–	–	–	–	–
4681	16	14	3	–	3	–	8	4	3	8	7	–	–	–	–	–	–	–
4682	13	19	12	1	1	2	11	14	9	1	4	1	–	–	–	–	–	–
4683	18	21	16	–	–	2	11	19	10	6	2	3	1	–	–	–	–	1
4684	2	–	–	–	–	–	2	–	–	–	–	–	–	–	–	–	–	–
4686	2	–	–	–	–	–	–	–	–	2	–	–	–	–	–	–	–	–
4687	16	8	4	2	–	–	7	5	3	7	3	1	–	–	–	–	–	–
4689	–	1	–	–	–	–	–	–	–	–	1	–	–	–	–	–	–	–
4691	28	35	34	1	–	1	18	24	23	9	11	10	–	–	–	–	–	–
4692	3	3	2	–	–	–	2	2	1	1	1	1	–	–	–	–	–	–
4693	4	10	3	–	2	–	2	7	2	2	1	1	–	–	–	–	–	–
4711	403	337	332	12	4	8	303	241	222	85	90	101	3	–	–	–	2	1
4712	18	10	20	1	–	1	8	7	12	8	3	7	–	–	–	1	–	–
4713	1	5	–	–	1	–	–	4	–	1	–	–	–	–	–	–	–	–
4721	7	7	7	–	–	–	4	4	5	3	3	2	–	–	–	–	–	–
4722	8	14	11	–	–	–	6	10	6	2	4	5	–	–	–	–	–	–
4723	9	2	6	–	–	–	5	2	3	4	–	2	–	–	–	–	–	1
4724	2	1	3	–	–	–	1	–	2	1	1	1	–	–	–	–	–	–
4729	7	15	6	1	–	–	3	9	2	2	6	4	1	–	–	–	–	–
4731	54	52	48	1	3	2	32	33	35	19	15	10	1	–	–	1	1	1
4732	1	–	1	–	–	–	1	–	1	–	–	–	–	–	–	–	–	–
4741	8	6	2	–	–	1	6	5	1	2	1	–	–	–	–	–	–	–
4742	19	25	22	–	–	2	13	19	15	5	5	4	1	–	–	–	1	1
4743	14	13	14	–	–	–	9	7	9	5	5	5	–	–	–	–	1	–
4744	186	174	139	2	2	3	110	117	92	72	50	41	–	1	–	2	4	3
4751	25	15	20	1	–	1	15	11	13	9	3	6	–	–	–	–	1	–
4752	5	3	6	–	–	–	2	1	5	3	2	–	–	–	–	–	–	1
4753	58	55	37	–	–	–	39	37	28	18	17	8	1	1	–	–	–	1
4754	21	20	19	1	1	–	7	11	15	12	7	4	1	–	–	–	1	–
4755	3	4	2	–	–	–	2	3	1	1	1	1	–	–	–	–	–	–
4756	1	–	–	–	–	–	–	–	–	1	–	–	–	–	–	–	–	–
4757	5	3	4	–	–	–	2	2	3	3	1	1	–	–	–	–	–	–
4759	7	6	6	–	1	–	3	2	5	3	3	1	1	–	–	–	–	–
4761	4	1	2	–	–	–	2	–	2	2	1	–	–	–	–	–	–	–
4763	8	4	7	–	–	1	6	3	4	2	1	2	–	–	–	–	–	–
4771	42	40	44	2	1	3	28	25	28	11	14	13	1	–	–	–	–	–
4772	4	7	4	–	–	–	3	2	2	1	5	2	–	–	–	–	–	–
4773	1	1	–	–	–	–	1	1	–	–	–	–	–	–	–	–	–	–
4774	4	1	2	–	–	–	1	1	2	3	–	–	–	–	–	–	–	–
4781	48	43	48	1	–	2	19	33	31	28	10	15	–	–	–	–	–	–
4782	10	3	6	1	–	–	5	2	4	4	1	2	–	–	–	–	–	–
4784	16	22	23	1	1	–	4	12	15	10	9	6	1	–	–	–	–	2
4789	26	26	21	–	1	–	10	19	14	16	6	7	–	–	–	–	–	–
4911	10	12	8	3	7	2	5	4	6	1	1	–	–	–	–	1	–	–
4921	37	46	24	2	1	–	23	27	16	8	17	8	4	–	–	–	1	–
4922	27	20	10	1	–	–	20	14	3	6	6	6	–	–	–	–	–	1
4923	2	–	2	–	–	–	1	–	1	–	–	1	–	–	–	1	–	–
4924	–	–	1	–	–	–	–	–	1	–	–	–	–	–	–	–	–	–
4929	4	–	2	1	–	–	1	–	2	2	–	–	–	–	–	–	–	–
4930	397	389	376	24	28	16	178	226	219	163	119	115	17	–	–	15	16	26
5030	2	3	3	–	–	–	–	–	–	1	3	3	1	–	–	–	–	–
5111	24	9	7	–	–	3	11	1	4	13	8	–	–	–	–	–	–	–
5112	1	–	–	–	–	–	–	–	–	1	–	–	–	–	–	–	–	–
5120	–	1	5	–	–	1	–	1	3	–	–	1	–	–	–	–	–	–
5211	65	53	59	–	3	3	39	36	45	25	14	11	–	–	–	1	–	–
5212	22	21	15	–	–	1	6	6	7	16	15	7	–	–	–	–	–	–
5221	10	35	34	4	19	19	5	11	13	1	4	2	–	–	–	–	1	–

Capítulo 54 - Mato Grosso

54.1 - Quantidade de acidentes do trabalho liquidados, por consequência, segundo a Classificação Nacional de Atividades Econômicas (CNAE), no estado do Mato Grosso - 2014/2016

(continuação)

CNAE	QUANTIDADE DE ACIDENTES DO TRABALHO LIQUIDADOS																	
	Total			Consequência														
				Assistência Médica			Menos de 15 dias			Mais de 15 dias			Incapacidade Permanente			Óbito		
	2014	2015	2016	2014	2015	2016	2014	2015	2016	2014	2015	2016	2014	2015	2016	2014	2015	2016
5222	1	–	–	–	–	–	–	–	–	1	–	–	–	–	–	–	–	–
5223	1	1	2	–	–	–	–	–	2	1	1	–	–	–	–	–	–	–
5229	8	7	2	–	–	–	2	4	1	5	3	–	1	–	–	–	–	1
5232	2	1	–	–	–	–	–	–	–	2	1	–	–	–	–	–	–	–
5240	10	15	10	4	–	2	4	12	6	2	3	2	–	–	–	–	–	–
5250	3	–	3	–	–	–	2	–	2	1	–	1	–	–	–	–	–	–
5310	134	230	256	58	71	33	66	153	199	10	6	23	–	–	–	–	–	1
5320	5	9	14	–	–	1	3	5	6	2	4	7	–	–	–	–	–	–
5510	21	28	34	1	1	2	8	19	22	12	7	10	–	–	–	–	1	–
5590	2	2	–	–	–	–	2	–	–	–	2	–	–	–	–	–	–	–
5611	86	103	86	4	3	2	45	67	62	33	31	21	4	2	–	–	–	1
5612	1	–	1	–	–	–	–	–	–	1	–	1	–	–	–	–	–	–
5620	32	18	20	3	3	3	24	13	15	5	2	2	–	–	–	–	–	–
5811	–	1	–	–	–	–	–	1	–	–	–	–	–	–	–	–	–	–
5819	–	1	–	–	–	–	–	1	–	–	–	–	–	–	–	–	–	–
5821	–	1	–	–	–	–	–	1	–	–	–	–	–	–	–	–	–	–
5822	–	1	–	–	–	–	–	1	–	–	–	–	–	–	–	–	–	–
5829	–	1	–	–	–	–	–	–	–	–	1	–	–	–	–	–	–	–
5911	1	–	–	–	–	–	1	–	–	–	–	–	–	–	–	–	–	–
5914	2	3	–	–	1	–	2	2	–	–	–	–	–	–	–	–	–	–
5920	1	–	–	1	–	–	–	–	–	–	–	–	–	–	–	–	–	–
6010	2	2	–	–	–	–	–	1	–	2	1	–	–	–	–	–	–	–
6021	3	3	2	–	–	–	2	2	1	1	1	1	–	–	–	–	–	–
6022	2	–	–	–	–	–	1	–	–	1	–	–	–	–	–	–	–	–
6110	9	12	4	–	–	–	7	9	2	2	3	2	–	–	–	–	–	–
6120	2	3	1	–	–	–	2	3	1	–	–	–	–	–	–	–	–	–
6141	2	1	–	–	–	–	1	–	–	1	1	–	–	–	–	–	–	–
6190	8	2	8	–	–	–	5	1	6	3	1	1	–	–	–	–	–	1
6201	17	8	2	–	–	–	1	–	–	16	8	2	–	–	–	–	–	–
6202	10	6	3	3	1	–	4	5	3	3	–	–	–	–	–	–	–	–
6203	–	1	–	–	–	–	–	–	–	–	1	–	–	–	–	–	–	–
6204	–	2	–	–	–	–	–	2	–	–	–	–	–	–	–	–	–	–
6209	4	2	5	–	–	2	1	2	2	3	–	1	–	–	–	–	–	–
6311	2	–	1	–	–	–	–	–	–	2	–	1	–	–	–	–	–	–
6399	1	–	3	–	–	–	1	–	2	–	–	1	–	–	–	–	–	–
6421	10	20	8	4	14	2	3	6	6	3	–	–	–	–	–	–	–	–
6422	25	36	49	–	16	16	20	15	26	1	4	7	2	1	–	2	–	–
6423	1	1	2	–	–	1	1	1	1	–	–	–	–	–	–	–	–	–
6424	3	3	10	–	–	1	2	3	8	1	–	1	–	–	–	–	–	–
6436	–	1	–	–	–	–	–	1	–	–	–	–	–	–	–	–	–	–
6462	1	3	4	1	–	–	–	3	3	–	–	1	–	–	–	–	–	–
6463	2	2	2	–	–	–	2	–	1	–	2	1	–	–	–	–	–	–
6492	1	–	–	–	–	–	1	–	–	–	–	–	–	–	–	–	–	–
6493	–	–	1	–	–	–	–	–	1	–	–	–	–	–	–	–	–	–
6499	–	3	–	–	–	–	–	1	–	–	1	–	–	–	–	–	1	–
6511	–	–	1	–	–	–	–	–	–	–	–	1	–	–	–	–	–	–
6550	8	7	10	2	1	–	4	5	10	2	1	–	–	–	–	–	–	–
6613	13	4	–	–	–	–	–	–	–	13	4	–	–	–	–	–	–	–
6619	2	–	–	–	–	–	2	–	–	–	–	–	–	–	–	–	–	–
6621	3	3	–	–	–	–	–	–	–	3	3	–	–	–	–	–	–	–
6622	1	4	2	–	–	–	–	3	2	1	1	–	–	–	–	–	–	–
6630	3	–	–	–	–	–	–	–	–	3	–	–	–	–	–	–	–	–
6810	27	21	8	2	2	2	21	11	4	4	8	2	–	–	–	–	–	–
6821	1	1	1	–	–	–	1	1	1	–	–	–	–	–	–	–	–	–
6822	–	3	6	–	–	1	–	3	5	–	–	–	–	–	–	–	–	–
6911	2	2	–	–	–	–	1	2	–	1	–	–	–	–	–	–	–	–
6912	4	4	5	–	–	–	4	4	5	–	–	–	–	–	–	–	–	–
6920	26	27	25	2	1	4	14	21	15	8	5	6	1	–	–	1	–	–
7010	1	6	3	–	–	1	–	–	–	–	6	2	1	–	–	–	–	–
7020	5	6	3	3	2	–	–	3	3	2	1	–	–	–	–	–	–	–
7111	–	–	1	–	–	–	–	–	1	–	–	–	–	–	–	–	–	–
7112	64	39	25	20	9	–	33	23	21	11	7	3	–	–	–	–	–	1
7119	27	17	5	11	–	–	9	16	5	7	–	–	–	–	–	–	1	–
7120	6	5	12	–	–	1	5	5	8	1	–	3	–	–	–	–	–	–
7210	17	14	14	1	–	4	14	12	8	2	2	2	–	–	–	–	–	–
7220	–	1	–	–	–	–	–	1	–	–	–	–	–	–	–	–	–	–
7311	1	–	1	–	–	–	–	–	1	1	–	–	–	–	–	–	–	–
7312	1	–	2	–	–	–	–	–	2	1	–	–	–	–	–	–	–	–
7319	2	6	5	–	–	–	2	5	3	–	1	2	–	–	–	–	–	–
7420	1	3	1	–	–	–	–	2	1	–	1	–	–	–	–	1	–	–
7490	21	18	7	–	1	2	11	10	4	10	7	1	–	–	–	–	–	–
7500	2	–	1	–	–	–	1	–	–	1	–	1	–	–	–	–	–	–
7711	3	4	2	–	1	–	2	2	2	–	1	–	–	–	–	1	–	–
7719	4	2	–	–	–	–	2	2	–	1	–	–	–	–	–	1	–	–
7723	–	1	2	–	–	–	–	1	1	–	–	1	–	–	–	–	–	–
7729	2	–	–	–	–	–	1	–	–	1	–	–	–	–	–	–	–	–
7731	–	3	–	–	–	–	–	1	–	–	2	–	–	–	–	–	–	–
7732	8	11	9	1	1	2	4	8	6	3	2	1	–	–	–	–	–	–
7733	1	–	–	–	–	–	–	–	–	1	–	–	–	–	–	–	–	–
7739	3	–	2	1	–	–	1	–	1	–	–	1	–	–	–	1	–	–

Capítulo 54 - Mato Grosso

54.1 - Quantidade de acidentes do trabalho liquidados, por consequência, segundo a Classificação Nacional de Atividades Econômicas (CNAE), no estado do Mato Grosso - 2014/2016

(conclusão)

CNAE	QUANTIDADE DE ACIDENTES DO TRABALHO LIQUIDADOS																	
	Total			Consequência														
				Assistência Médica			Menos de 15 dias			Mais de 15 dias			Incapacidade Permanente			Óbito		
	2014	2015	2016	2014	2015	2016	2014	2015	2016	2014	2015	2016	2014	2015	2016	2014	2015	2016
7810	1	1	–	–	–	–	–	–	–	1	1	–	–	–	–	–	–	–
7820	8	10	10	1	2	–	5	6	8	2	1	1	–	–	–	–	1	1
7830	12	4	4	1	–	–	11	4	2	–	–	2	–	–	–	–	–	–
7911	2	1	3	–	–	–	1	–	3	1	1	–	–	–	–	–	–	–
8011	36	36	46	–	–	1	15	20	28	20	15	16	–	1	1	1	–	–
8012	33	31	29	2	–	–	27	26	22	3	5	7	–	–	–	1	–	–
8020	4	10	3	1	–	–	–	9	2	3	1	1	–	–	–	–	–	–
8030	5	1	1	–	–	–	–	–	–	5	1	1	–	–	–	–	–	–
8111	5	10	6	–	–	1	1	8	4	4	2	1	–	–	–	–	–	–
8112	25	21	18	1	2	–	18	14	14	6	4	4	–	–	–	–	1	–
8121	28	19	55	–	1	4	19	7	28	7	11	20	1	–	–	1	–	3
8122	2	5	4	–	1	–	–	2	2	1	2	2	1	–	–	–	–	–
8129	8	11	21	1	–	3	4	6	13	3	4	5	–	–	–	–	1	–
8130	8	16	20	–	6	2	3	6	15	5	3	3	–	–	–	–	1	–
8211	9	17	11	–	1	–	3	13	9	6	3	2	–	–	–	–	–	–
8219	13	13	7	3	5	–	9	6	3	1	2	4	–	–	–	–	–	–
8220	4	2	1	–	–	–	1	1	1	3	1	–	–	–	–	–	–	–
8230	7	7	4	–	–	–	5	5	2	–	2	2	–	–	–	2	–	–
8291	3	4	4	–	–	–	–	3	3	3	1	1	–	–	–	–	–	–
8299	32	25	19	2	1	1	21	18	14	8	6	2	1	–	–	–	–	2
8411	130	157	151	43	49	36	60	89	84	22	18	30	5	–	–	–	1	1
8423	1	2	–	–	–	–	1	2	–	–	–	–	–	–	–	–	–	–
8424	–	1	3	–	–	–	–	1	3	–	–	–	–	–	–	–	–	–
8511	62	80	51	–	–	–	1	5	3	61	75	48	–	–	–	–	–	–
8512	3	2	7	–	–	–	1	2	6	2	–	1	–	–	–	–	–	–
8513	15	11	15	1	1	1	8	9	6	6	1	8	–	–	–	–	–	–
8520	12	17	5	–	1	–	11	15	4	1	1	1	–	–	–	–	–	–
8531	25	15	14	1	1	1	17	9	11	7	5	2	–	–	–	–	–	–
8532	24	21	15	–	–	2	18	20	9	5	1	4	1	–	–	–	–	–
8541	–	–	2	–	–	–	–	–	2	–	–	–	–	–	–	–	–	–
8542	–	–	1	–	–	–	–	–	–	–	–	1	–	–	–	–	–	–
8591	–	–	1	–	–	–	–	–	1	–	–	–	–	–	–	–	–	–
8593	–	1	1	–	–	–	–	1	1	–	–	–	–	–	–	–	–	–
8599	50	37	38	3	1	6	45	29	27	2	7	5	–	–	–	–	–	–
8610	706	784	668	411	412	382	262	311	222	30	61	64	1	–	–	2	–	–
8621	2	11	9	1	4	2	–	7	7	1	–	–	–	–	–	–	–	–
8622	–	–	1	–	–	–	–	–	1	–	–	–	–	–	–	–	–	–
8630	16	18	16	–	6	7	11	10	8	5	2	1	–	–	–	–	–	–
8640	61	54	80	30	32	40	23	17	33	8	5	6	–	–	–	–	–	1
8650	5	5	4	2	1	1	2	3	3	1	1	–	–	–	–	–	–	–
8660	22	31	46	15	13	22	6	16	23	1	2	1	–	–	–	–	–	–
8690	2	3	3	1	–	–	1	3	3	–	–	–	–	–	–	–	–	–
8711	–	1	1	–	–	–	–	1	1	–	–	–	–	–	–	–	–	–
8712	–	3	3	–	–	–	–	2	1	–	1	2	–	–	–	–	–	–
8730	–	–	1	–	–	–	–	–	1	–	–	–	–	–	–	–	–	–
8800	23	34	40	7	9	6	14	23	32	2	2	2	–	–	–	–	–	–
9001	11	–	1	1	–	–	6	–	–	3	–	1	–	–	–	1	–	–
9311	1	–	–	–	–	–	–	–	–	1	–	–	–	–	–	–	–	–
9312	3	1	1	–	–	–	–	1	1	3	–	–	–	–	–	–	–	–
9313	2	2	4	–	–	–	1	1	1	1	1	3	–	–	–	–	–	–
9319	–	–	1	–	–	–	–	–	1	–	–	–	–	–	–	–	–	–
9329	21	8	1	3	–	–	16	6	1	2	2	–	–	–	–	–	–	–
9411	2	1	11	1	–	2	1	1	9	–	–	–	–	–	–	–	–	–
9412	4	1	4	–	–	1	3	1	3	1	–	–	–	–	–	–	–	–
9420	15	2	9	–	–	1	11	1	7	4	1	1	–	–	–	–	–	–
9430	23	11	14	–	1	1	17	7	8	4	3	5	2	–	–	–	–	–
9491	9	6	8	1	–	–	4	2	5	4	2	1	–	2	2	–	–	–
9492	–	1	–	–	–	–	–	–	–	–	1	–	–	–	–	–	–	–
9493	1	–	–	–	–	–	–	–	–	1	–	–	–	–	–	–	–	–
9499	3	7	4	1	2	–	2	3	1	–	2	3	–	–	–	–	–	–
9511	8	4	2	1	–	–	7	3	1	–	–	1	–	–	–	–	1	–
9512	–	1	1	–	–	–	–	1	1	–	–	–	–	–	–	–	–	–
9521	1	7	5	–	–	–	1	5	4	–	2	1	–	–	–	–	–	–
9529	1	5	3	–	–	–	1	3	1	–	2	2	–	–	–	–	–	–
9601	5	8	12	1	–	1	2	7	8	2	1	3	–	–	–	–	–	–
9602	–	1	1	–	–	–	–	1	–	–	–	1	–	–	–	–	–	–
9603	1	7	8	–	–	–	–	4	5	1	2	3	–	–	–	–	1	–
9609	2	4	4	–	–	–	2	2	3	–	2	1	–	–	–	–	–	–
9700	2	5	3	–	–	–	2	5	3	–	–	–	–	–	–	–	–	–
Ignorado	2.611	1.888	1.905	3	5	5	155	280	283	2.383	1.386	1.456	66	212	152	4	5	9

Fonte: DATAPREV, CAT, SUB.
Nota: Os dados são preliminares, estando sujeitos a correções.

Capítulo 54 - Mato Grosso

54.2 - Quantidade mensal de acidentes do trabalho liquidados, por consequência, no estado do Mato Grosso - 2014/2016

MESES	QUANTIDADE DE ACIDENTES DO TRABALHO LIQUIDADOS																	
	Total			Consequência														
				Assistência Médica			Menos de 15 dias			Mais de 15 dias			Incapacidade Permanente			Óbito		
	2014	2015	2016	2014	2015	2016	2014	2015	2016	2014	2015	2016	2014	2015	2016	2014	2015	2016
TOTAL	**14.297**	**12.809**	**12.135**	**1.858**	**1.742**	**1.769**	**6.726**	**7.282**	**6.506**	**5.354**	**3.456**	**3.578**	**229**	**225**	**170**	**130**	**104**	**112**
Janeiro	1.142	994	925	173	139	123	509	444	485	444	384	291	10	23	19	6	4	7
Fevereiro	1.106	998	926	129	132	116	497	544	500	453	286	286	17	25	13	10	11	11
Março	1.220	1.105	1.056	161	159	151	541	632	546	484	279	340	24	26	8	10	9	11
Abril	1.129	991	1.005	145	128	166	522	535	502	439	298	316	16	21	12	7	9	9
Maio	1.204	1.124	999	156	152	143	572	631	505	447	298	321	15	29	24	14	14	6
Junho	1.197	1.114	1.136	158	175	174	557	639	574	446	266	358	23	28	21	13	6	9
Julho	1.383	1.317	1.172	192	183	160	631	768	645	516	336	342	27	18	13	17	12	12
Agosto	1.334	1.195	1.241	151	152	150	636	744	680	521	274	378	22	14	20	4	11	13
Setembro	1.294	1.087	1.001	175	144	164	592	668	554	488	260	263	25	9	7	14	6	13
Outubro	1.298	1.068	981	161	125	153	624	651	531	480	275	279	20	11	9	13	6	9
Novembro	1.139	960	914	145	127	141	581	543	530	383	265	223	17	14	15	13	11	5
Dezembro	851	856	779	112	126	128	464	483	454	253	235	181	13	7	9	9	5	7

Fonte: DATAPREV, CAT, SUB.
Nota: Os dados são preliminares, estando sujeitos a correções.

DISTRIBUIÇÃO DE ACIDENTES DO TRABALHO LIQUIDADOS, POR CONSEQUÊNCIA, NO ESTADO DO MATO GROSSO - 2016

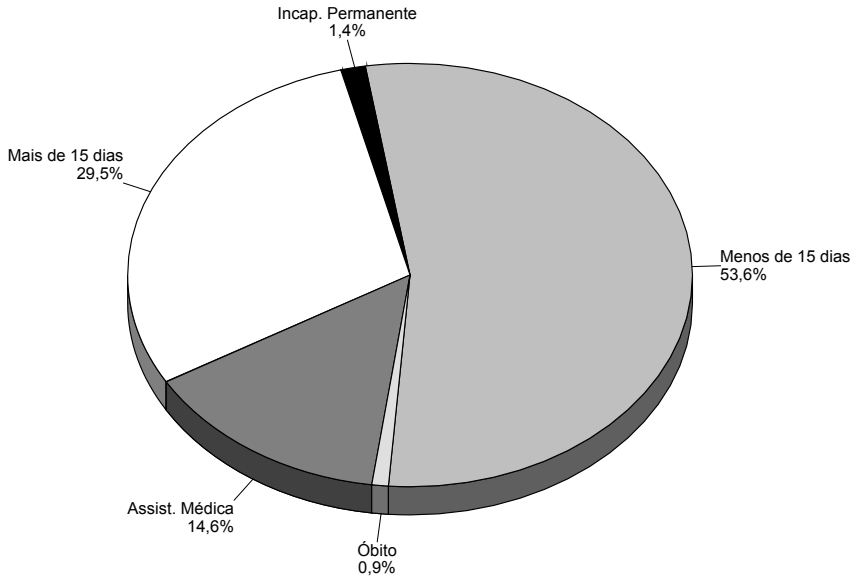

Fonte: DATAPREV, CAT, SUB.

Capítulo 55 - Goiás

55.1 - Quantidade de acidentes do trabalho liquidados, por consequência, segundo a Classificação Nacional de Atividades Econômicas (CNAE), no estado de Goiás - 2014/2016

(continua)

CNAE	QUANTIDADE DE ACIDENTES DO TRABALHO LIQUIDADOS																	
	Total			Consequência														
				Assistência Médica			Menos de 15 dias			Mais de 15 dias			Incapacidade Permanente			Óbito		
	2014	2015	2016	2014	2015	2016	2014	2015	2016	2014	2015	2016	2014	2015	2016	2014	2015	2016
TOTAL	**17.674**	**16.057**	**15.725**	**2.413**	**2.423**	**2.489**	**8.560**	**9.380**	**8.619**	**6.349**	**3.916**	**4.263**	**224**	**236**	**243**	**128**	**102**	**111**
0111	49	43	45	–	1	5	29	36	33	17	5	5	–	–	–	3	1	2
0112	49	33	21	–	–	–	7	3	1	42	30	20	–	–	–	–	–	–
0113	326	158	132	51	16	11	215	123	109	54	18	9	4	–	–	2	1	3
0115	102	90	92	2	–	–	67	78	57	30	10	33	–	–	–	3	2	2
0116	3	–	1	2	–	–	1	–	1	–	–	–	–	–	–	–	–	–
0119	15	19	19	–	1	1	13	17	16	2	–	2	–	–	–	–	1	–
0121	28	7	10	–	–	–	6	5	9	22	2	1	–	–	–	–	–	–
0122	1	3	–	–	–	–	1	1	–	–	1	–	–	–	–	–	1	–
0131	10	12	6	–	–	–	6	12	6	4	–	–	–	–	–	–	–	–
0132	–	1	–	–	–	–	–	1	–	–	–	–	–	–	–	–	–	–
0133	–	1	1	–	–	–	–	1	1	–	–	–	–	–	–	–	–	–
0134	4	4	3	–	–	1	1	2	1	3	2	1	–	–	–	–	–	–
0139	11	10	10	–	–	–	1	1	6	10	9	4	–	–	–	–	–	–
0141	170	218	251	6	10	7	101	162	180	63	43	64	–	–	–	–	3	–
0142	5	5	4	–	–	–	4	5	1	1	–	3	–	–	–	–	–	–
0151	193	136	137	1	–	2	114	102	98	74	32	37	–	1	–	4	1	–
0152	2	2	1	–	–	–	1	2	1	1	–	–	–	–	–	–	–	–
0154	10	5	10	–	–	–	5	2	8	5	3	2	–	–	–	–	–	–
0155	37	45	36	7	5	5	22	30	25	8	9	6	–	–	–	–	1	–
0159	2	1	1	–	–	–	–	1	–	2	–	1	–	–	–	–	–	–
0161	50	57	71	1	2	6	30	41	43	18	12	18	–	–	1	1	2	3
0162	34	30	25	–	–	–	19	22	15	14	6	8	1	–	–	–	2	2
0163	6	5	22	–	–	1	2	5	13	4	–	7	–	–	–	–	–	1
0210	6	7	8	–	–	–	3	4	5	3	3	3	–	–	–	–	–	–
0230	–	2	4	–	–	–	–	2	4	–	–	–	–	–	–	–	–	–
0311	–	1	–	–	–	–	–	1	–	–	–	–	–	–	–	–	–	–
0312	1	–	–	–	–	–	–	–	–	1	–	–	–	–	–	–	–	–
0322	–	–	2	–	–	–	–	–	–	–	–	2	–	–	–	–	–	–
0710	2	2	1	1	–	–	1	2	1	–	–	–	–	–	–	–	–	–
0721	1	–	–	–	–	–	1	–	–	–	–	–	–	–	–	–	–	–
0723	1	–	–	–	–	–	–	–	–	–	–	–	1	–	–	–	–	–
0724	26	53	58	21	42	36	4	7	16	1	4	4	–	–	–	–	–	2
0729	55	31	16	51	28	10	1	1	1	3	2	4	–	–	–	–	–	1
0810	66	48	45	4	–	1	33	36	27	25	12	17	3	–	–	1	–	–
0891	21	27	19	7	8	11	6	12	5	8	6	3	–	–	–	–	1	–
0893	1	–	–	–	–	–	1	–	–	–	–	–	–	–	–	–	–	–
0899	41	17	17	17	9	6	17	3	8	3	5	3	–	–	–	4	–	–
0990	9	4	5	6	4	2	2	–	2	1	–	1	–	–	–	–	–	–
1011	370	551	642	83	150	337	210	336	234	72	62	69	4	–	–	1	3	2
1012	462	484	285	356	333	196	38	97	39	65	53	49	3	–	–	–	1	1
1013	32	27	34	1	1	–	21	18	17	10	8	16	–	–	–	–	–	1
1020	1	1	1	–	–	–	1	1	–	–	–	1	–	–	–	–	–	–
1031	32	55	53	15	25	31	14	22	11	3	8	11	–	–	–	–	–	–
1032	42	65	60	1	2	–	22	40	44	19	23	16	–	–	–	–	–	–
1033	6	5	3	–	–	–	4	5	2	2	–	1	–	–	–	–	–	–
1041	130	80	86	12	5	5	85	60	54	31	15	26	1	–	–	1	–	1
1042	38	35	46	8	8	16	25	24	24	4	2	6	1	–	–	–	1	–
1043	2	4	3	–	–	2	1	3	1	1	1	–	–	–	–	–	–	–
1051	23	30	17	–	–	–	16	10	7	7	20	10	–	–	–	–	–	–
1052	110	96	115	15	13	9	50	59	78	43	24	26	2	–	–	–	–	2
1053	8	19	19	–	–	–	7	16	12	1	3	7	–	–	–	–	–	–
1061	19	24	16	–	1	–	8	16	10	9	7	5	2	–	–	–	–	1
1062	12	20	18	–	1	–	6	16	14	6	3	4	–	–	–	–	–	–
1064	12	7	9	–	–	–	7	4	7	5	3	2	–	–	–	–	–	–
1065	4	9	4	–	–	–	3	6	2	1	3	2	–	–	–	–	–	–
1066	50	50	44	5	2	3	31	39	31	11	9	10	1	–	–	2	–	–
1069	2	–	3	–	–	–	2	–	3	–	–	–	–	–	–	–	–	–
1071	407	367	351	85	91	134	275	245	177	40	30	37	6	–	–	1	1	3
1072	1	3	1	–	–	–	1	1	–	–	2	1	–	–	–	–	–	–
1081	2	2	5	–	–	–	–	1	4	1	1	1	1	–	–	–	–	–
1091	38	58	62	1	1	–	24	43	45	13	14	17	–	–	–	–	–	–
1092	230	138	53	198	122	25	29	14	23	2	2	5	1	–	–	–	–	–
1093	1	–	–	–	–	–	–	–	–	1	–	–	–	–	–	–	–	–
1094	12	7	5	1	–	1	9	2	3	2	5	1	–	–	–	–	–	–
1095	22	28	36	12	10	8	7	16	24	3	2	3	–	–	–	–	–	1
1096	17	14	5	–	–	–	13	10	2	4	4	3	–	–	–	–	–	–
1099	44	42	35	1	–	–	27	31	26	15	11	9	1	–	–	–	–	–
1111	1	1	2	–	–	–	–	1	1	1	–	–	–	–	–	–	–	1
1112	–	1	–	–	–	–	–	1	–	–	–	–	–	–	–	–	–	–
1113	37	31	32	12	8	5	18	18	23	7	5	4	–	–	–	–	–	–
1121	15	10	11	1	–	–	12	7	9	2	3	2	–	–	–	–	–	–
1122	79	86	53	1	1	3	58	65	31	19	19	19	–	–	–	1	1	–
1220	–	–	1	–	–	–	–	–	1	–	–	–	–	–	–	–	–	–
1311	7	4	3	–	–	–	5	1	1	2	3	1	–	–	1	–	–	–

Capítulo 55 - Goiás

55.1 - Quantidade de acidentes do trabalho liquidados, por consequência, segundo a Classificação Nacional de Atividades Econômicas (CNAE), no estado de Goiás - 2014/2016

(continuação)

CNAE	QUANTIDADE DE ACIDENTES DO TRABALHO LIQUIDADOS																	
	Total			Consequência														
				Assistência Médica			Menos de 15 dias			Mais de 15 dias			Incapacidade Permanente			Óbito		
	2014	2015	2016	2014	2015	2016	2014	2015	2016	2014	2015	2016	2014	2015	2016	2014	2015	2016
1321	4	5	11	–	–	–	1	5	8	3	–	3	–	–	–	–	–	–
1323	–	1	–	–	1	–	–	–	–	–	–	–	–	–	–	–	–	–
1330	–	–	2	–	–	–	–	–	1	–	–	–	–	–	–	–	–	1
1340	7	5	1	–	–	–	5	5	1	2	–	–	–	–	–	–	–	–
1351	6	5	7	–	–	1	2	3	5	4	2	1	–	–	–	–	–	–
1352	3	2	–	1	–	–	2	2	–	–	–	–	–	–	–	–	–	–
1354	2	1	2	–	–	–	–	–	2	2	1	–	–	–	–	–	–	–
1359	3	3	6	–	–	–	2	–	6	1	3	–	–	–	–	–	–	–
1411	13	11	5	–	–	–	3	7	3	10	4	2	–	–	–	–	–	–
1412	64	62	71	1	1	13	32	39	34	30	19	21	1	1	1	–	2	2
1413	5	7	2	1	2	–	3	4	2	1	1	–	–	–	–	–	–	–
1414	4	7	3	–	1	–	2	6	3	2	–	–	–	–	–	–	–	–
1422	41	42	69	2	5	18	37	27	42	2	10	9	–	–	–	–	–	–
1510	50	34	37	8	7	10	28	15	18	12	12	9	1	–	–	1	–	–
1521	1	1	1	1	–	–	–	1	1	–	–	–	–	–	–	–	–	–
1529	4	5	3	–	2	–	2	–	1	2	3	2	–	–	–	–	–	–
1531	2	3	2	–	–	–	–	3	2	2	–	–	–	–	–	–	–	–
1532	3	–	–	–	–	–	–	–	–	3	–	–	–	–	–	–	–	–
1533	1	1	1	–	–	–	–	–	–	1	1	1	–	–	–	–	–	–
1539	–	1	1	–	–	–	–	–	1	–	1	–	–	–	–	–	–	–
1540	6	–	4	–	–	–	4	–	2	2	–	2	–	–	–	–	–	–
1610	14	11	7	–	–	–	2	5	3	12	6	4	–	–	–	–	–	–
1621	1	–	–	–	–	–	1	–	–	–	–	–	–	–	–	–	–	–
1622	9	7	8	–	1	–	2	5	4	6	1	4	1	–	–	–	–	–
1623	5	4	8	–	–	–	1	1	4	4	3	4	–	–	–	–	–	–
1629	20	16	28	2	2	–	9	12	20	8	2	8	–	–	–	1	–	–
1721	21	16	24	–	–	–	13	15	21	8	1	3	–	–	–	–	–	–
1731	14	18	26	–	–	–	11	12	16	3	6	9	–	–	–	–	–	1
1733	2	5	5	2	2	1	–	3	3	–	–	1	–	–	–	–	–	–
1741	23	52	34	1	1	–	9	46	29	13	4	5	–	–	–	–	1	–
1742	165	194	126	1	6	18	115	176	92	49	12	16	–	–	–	–	–	–
1749	12	18	2	1	–	–	7	16	1	4	2	1	–	–	–	–	–	–
1811	4	–	1	–	–	–	–	–	1	4	–	–	–	–	–	–	–	–
1812	3	–	–	–	–	–	–	–	–	3	–	–	–	–	–	–	–	–
1813	14	9	7	–	1	1	7	6	4	7	2	2	–	–	–	–	–	–
1821	5	4	1	–	–	–	2	3	–	3	1	1	–	–	–	–	–	–
1822	3	–	1	–	–	–	3	–	–	–	–	1	–	–	–	–	–	–
1910	1	1	–	–	–	–	–	–	–	1	1	–	–	–	–	–	–	–
1921	–	1	–	–	1	–	–	–	–	–	–	–	–	–	–	–	–	–
1922	1	3	–	–	–	–	1	1	–	–	2	–	–	–	–	–	–	–
1931	956	745	621	186	163	121	608	479	395	151	102	103	8	–	–	3	1	2
1932	15	12	9	2	–	–	11	11	8	2	1	1	–	–	–	–	–	–
2012	1	3	8	1	2	6	–	–	2	–	1	–	–	–	–	–	–	–
2013	48	48	50	1	4	2	37	36	41	9	8	7	–	–	–	1	–	–
2021	2	1	3	–	–	–	–	1	3	2	–	–	–	–	–	–	–	–
2022	1	–	–	–	–	–	–	–	–	1	–	–	–	–	–	–	–	–
2029	1	–	–	–	–	–	–	–	–	1	–	–	–	–	–	–	–	–
2031	1	–	–	–	–	–	–	–	–	1	–	–	–	–	–	–	–	–
2033	1	–	–	–	–	–	1	–	–	–	–	–	–	–	–	–	–	–
2040	1	1	4	–	–	–	–	–	4	1	1	–	–	–	–	–	–	–
2051	–	1	–	–	–	–	–	1	–	–	–	–	–	–	–	–	–	–
2052	–	2	1	–	–	–	–	2	–	–	–	1	–	–	–	–	–	–
2061	29	20	19	11	5	7	17	13	10	1	2	2	–	–	–	–	–	–
2062	9	10	6	1	–	1	6	8	4	1	2	1	1	–	–	–	–	–
2063	13	12	59	–	–	–	8	9	48	5	3	11	–	–	–	–	–	–
2071	12	12	13	–	–	1	9	8	10	3	4	2	–	–	–	–	–	–
2073	–	5	2	–	–	–	–	4	2	–	1	–	–	–	–	–	–	–
2091	1	2	–	–	–	–	–	–	–	1	2	–	–	–	–	–	–	–
2092	2	–	–	–	–	–	1	–	–	1	–	–	–	–	–	–	–	–
2099	35	19	13	20	6	5	10	11	8	4	2	–	–	–	–	1	–	–
2110	4	3	5	–	–	–	1	2	4	2	1	1	–	–	–	1	–	–
2121	220	187	252	3	4	17	170	159	202	43	24	33	2	–	–	2	–	–
2122	2	2	2	–	–	–	1	1	2	1	1	–	–	–	–	–	–	–
2211	2	2	–	–	–	–	–	1	–	2	–	–	–	–	–	–	1	–
2212	11	9	11	1	–	–	7	5	10	2	4	1	1	–	–	–	–	–
2219	20	6	5	–	1	–	3	1	3	17	4	2	–	–	–	–	–	–
2221	–	3	4	–	–	–	–	1	3	–	2	1	–	–	–	–	–	–
2222	119	92	52	4	2	–	75	71	43	37	19	9	2	–	–	1	–	–
2223	9	16	12	1	–	–	6	12	11	2	4	1	–	–	–	–	–	–
2229	47	32	23	2	1	3	22	27	13	22	4	7	1	–	–	–	–	–
2311	33	20	21	–	–	–	23	11	16	9	9	5	–	–	–	1	–	–
2319	1	2	3	–	1	–	1	1	2	–	–	1	–	–	–	–	–	–
2320	3	7	6	2	7	1	1	–	5	–	–	–	–	–	–	–	–	–
2330	107	74	89	5	10	23	56	49	38	42	14	26	1	–	–	3	1	2
2341	6	4	4	–	–	–	2	–	2	4	4	2	–	–	–	–	–	–
2342	101	85	53	2	10	1	61	50	30	37	24	21	1	–	–	–	1	1
2349	11	5	3	–	–	–	5	2	–	6	3	3	–	–	–	–	–	–

Capítulo 55 - Goiás

55.1 - Quantidade de acidentes do trabalho liquidados, por consequência, segundo a Classificação Nacional de Atividades Econômicas (CNAE), no estado de Goiás - 2014/2016

(continuação)

CNAE	QUANTIDADE DE ACIDENTES DO TRABALHO LIQUIDADOS																	
	Total			Consequência														
				Assistência Médica			Menos de 15 dias			Mais de 15 dias			Incapacidade Permanente			Óbito		
	2014	2015	2016	2014	2015	2016	2014	2015	2016	2014	2015	2016	2014	2015	2016	2014	2015	2016
2391	20	20	17	1	–	–	8	11	9	11	9	8	–	–	–	–	–	–
2392	2	–	–	–	–	–	2	–	–	–	–	–	–	–	–	–	–	–
2399	5	4	4	1	1	1	4	3	3	–	–	–	–	–	–	–	–	–
2412	66	46	42	57	37	24	4	7	14	5	2	4	–	–	–	–	–	–
2423	–	2	1	–	–	–	–	1	1	–	1	–	–	–	–	–	–	–
2424	3	2	4	–	–	–	2	2	4	1	–	–	–	–	–	–	–	–
2431	6	1	–	2	–	–	4	1	–	–	–	–	–	–	–	–	–	–
2441	6	2	1	–	–	–	2	1	–	4	1	1	–	–	–	–	–	–
2451	–	1	2	–	–	–	–	–	1	–	1	1	–	–	–	–	–	–
2452	5	2	3	–	–	–	1	2	1	4	–	2	–	–	–	–	–	–
2511	68	56	41	2	4	3	34	39	23	29	13	15	3	–	–	–	–	–
2512	49	62	52	7	20	16	18	34	19	23	8	17	1	–	–	–	–	–
2513	–	–	1	–	–	1	–	–	–	–	–	–	–	–	–	–	–	–
2521	8	3	1	–	–	–	2	2	1	6	1	–	–	–	–	–	–	–
2522	5	2	5	–	–	–	1	1	1	4	1	4	–	–	–	–	–	–
2532	11	7	8	–	–	–	6	5	6	5	2	2	–	–	–	–	–	–
2539	14	19	16	1	1	1	4	11	10	8	7	4	1	–	–	–	–	1
2542	18	5	5	–	–	–	10	4	4	7	1	1	1	–	–	–	–	–
2543	2	2	3	–	–	1	1	2	1	1	–	1	–	–	–	–	–	–
2591	15	24	20	–	1	2	14	21	13	1	2	5	–	–	–	–	–	–
2592	20	9	8	–	–	–	15	7	4	5	2	4	–	–	–	–	–	–
2593	2	3	1	–	–	–	2	3	1	–	–	–	–	–	–	–	–	–
2599	38	34	30	–	1	–	18	22	20	20	11	10	–	–	–	–	–	–
2610	–	1	2	–	–	–	–	1	2	–	–	–	–	–	–	–	–	–
2631	–	1	–	–	–	–	–	1	–	–	–	–	–	–	–	–	–	–
2640	2	1	2	–	–	–	1	–	2	1	1	–	–	–	–	–	–	–
2651	1	–	3	–	–	–	1	–	2	–	–	1	–	–	–	–	–	–
2710	5	5	2	–	1	–	4	3	1	1	1	1	–	–	–	–	–	–
2722	–	2	–	–	–	–	–	2	–	–	–	–	–	–	–	–	–	–
2731	22	11	4	–	–	2	18	8	2	4	2	–	–	1	–	–	–	–
2732	2	1	2	–	–	–	1	1	1	1	–	1	–	–	–	–	–	–
2733	5	5	3	–	–	–	4	5	3	1	–	–	–	–	–	–	–	–
2740	2	–	4	–	–	–	1	–	3	1	–	1	–	–	–	–	–	–
2751	–	2	–	–	–	–	–	–	–	–	2	–	–	–	–	–	–	–
2759	1	2	3	–	–	–	1	2	3	–	–	–	–	–	–	–	–	–
2790	9	5	5	–	1	–	6	3	2	2	1	3	1	–	–	–	–	–
2811	–	–	1	–	–	–	–	–	–	–	–	1	–	–	–	–	–	–
2812	1	1	2	–	–	–	–	–	1	1	1	1	–	–	–	–	–	–
2813	3	6	7	–	–	–	3	4	1	–	2	6	–	–	–	–	–	–
2815	–	1	–	–	–	–	–	–	–	–	1	–	–	–	–	–	–	–
2821	–	1	–	–	–	–	–	1	–	–	–	–	–	–	–	–	–	–
2822	10	7	6	–	–	–	9	7	5	1	–	1	–	–	–	–	–	–
2823	1	4	3	–	–	–	1	2	3	–	2	–	–	–	–	–	–	–
2825	1	–	–	–	–	–	–	–	–	1	–	–	–	–	–	–	–	–
2829	5	8	2	–	1	–	1	5	2	4	2	–	–	–	–	–	–	–
2831	–	1	–	–	–	–	–	–	–	–	1	–	–	–	–	–	–	–
2832	–	2	–	–	–	–	–	2	–	–	–	–	–	–	–	–	–	–
2833	46	22	34	24	11	10	17	8	20	5	3	4	–	–	–	–	–	–
2840	12	11	12	–	2	–	8	9	11	3	–	1	–	–	–	1	–	–
2854	4	1	2	–	–	–	3	1	2	1	–	–	–	–	–	–	–	–
2861	1	1	1	–	–	–	1	1	1	–	–	–	–	–	–	–	–	–
2862	3	8	4	–	–	1	1	5	1	2	3	2	–	–	–	–	–	–
2863	1	–	–	–	–	–	–	–	–	1	–	–	–	–	–	–	–	–
2866	2	1	1	–	–	–	1	1	–	1	–	1	–	–	–	–	–	–
2869	3	5	1	–	–	1	1	5	–	1	–	–	1	–	–	–	–	–
2910	163	128	112	68	68	72	78	50	29	17	10	11	–	–	–	–	–	–
2920	–	1	–	–	–	–	–	1	–	–	–	–	–	–	–	–	–	–
2930	35	49	53	6	5	22	18	36	27	11	8	3	–	–	–	–	–	1
2941	2	1	–	–	–	–	2	1	–	–	–	–	–	–	–	–	–	–
2945	1	–	1	–	–	–	–	–	1	1	–	–	–	–	–	–	–	–
2949	1	5	1	–	–	–	–	4	–	1	1	1	–	–	–	–	–	–
2950	5	3	3	1	–	–	1	1	3	3	2	–	–	–	–	–	–	–
3012	2	1	–	–	–	–	1	–	–	1	1	–	–	–	–	–	–	–
3099	1	1	–	–	–	–	1	1	–	–	–	–	–	–	–	–	–	–
3101	74	55	47	3	1	–	35	36	29	34	18	17	1	–	–	1	–	1
3102	13	9	11	–	–	–	6	6	7	6	3	4	1	–	–	–	–	–
3103	2	–	–	–	–	–	1	–	–	1	–	–	–	–	–	–	–	–
3104	27	29	30	2	–	–	19	23	24	5	6	6	1	–	–	–	–	–
3211	1	–	–	–	–	–	1	–	–	–	–	–	–	–	–	–	–	–
3212	4	2	2	–	–	–	2	2	2	2	–	–	–	–	–	–	–	–
3230	4	7	2	–	–	–	–	1	1	4	6	1	–	–	–	–	–	–
3240	2	–	2	–	–	–	1	–	2	1	–	–	–	–	–	–	–	–
3250	7	7	23	–	–	–	4	5	18	2	2	4	1	–	1	–	–	–
3291	4	1	–	–	–	–	–	–	–	4	1	–	–	–	–	–	–	–
3292	1	1	1	–	–	–	–	1	–	1	–	1	–	–	–	–	–	–
3299	26	28	22	1	3	1	18	22	17	7	2	4	–	–	–	–	1	–
3311	7	5	2	1	–	1	5	3	1	1	2	–	–	–	–	–	–	–

Capítulo 55 - Goiás

55.1 - Quantidade de acidentes do trabalho liquidados, por consequência, segundo a Classificação Nacional de Atividades Econômicas (CNAE), no estado de Goiás - 2014/2016

(continuação)

CNAE	QUANTIDADE DE ACIDENTES DO TRABALHO LIQUIDADOS																	
	Total			Consequência														
				Assistência Médica			Menos de 15 dias			Mais de 15 dias			Incapacidade Permanente			Óbito		
	2014	2015	2016	2014	2015	2016	2014	2015	2016	2014	2015	2016	2014	2015	2016	2014	2015	2016
3312	3	–	2	–	–	–	1	–	2	2	–	–	–	–	–	–	–	–
3313	4	5	6	–	–	–	2	5	4	2	–	2	–	–	–	–	–	–
3314	15	20	25	2	1	2	9	10	14	4	8	9	–	–	–	–	1	–
3316	4	1	2	–	–	1	1	1	–	3	–	1	–	–	–	–	–	–
3319	–	7	7	–	2	1	–	3	3	–	2	3	–	–	–	–	–	–
3321	7	15	8	2	–	–	4	11	4	1	4	4	–	–	–	–	–	–
3329	6	2	4	–	–	–	1	2	3	5	–	1	–	–	–	–	–	–
3511	26	25	17	5	5	4	12	17	13	9	3	–	–	–	–	–	–	–
3512	2	3	12	–	–	1	1	2	9	1	1	2	–	–	–	–	–	–
3513	–	–	1	–	–	1	–	–	–	–	–	–	–	–	–	–	–	–
3514	40	38	34	9	8	4	27	28	28	4	2	2	–	–	–	–	–	–
3600	21	15	39	–	–	2	11	9	32	7	6	5	3	–	–	–	–	–
3701	9	17	6	–	–	–	9	16	6	–	1	–	–	–	–	–	–	–
3702	17	26	27	–	4	–	15	17	22	2	5	5	–	–	–	–	–	–
3811	207	157	132	4	16	26	109	107	66	87	33	39	3	–	–	4	1	1
3812	3	1	3	–	–	–	2	1	2	1	–	1	–	–	–	–	–	–
3821	1	1	7	–	–	–	1	1	5	–	–	1	–	–	–	–	–	1
3822	1	2	3	–	–	–	1	1	3	–	1	–	–	–	–	–	–	–
3831	16	12	12	–	–	–	10	12	10	5	–	2	1	–	–	–	–	–
3832	10	13	6	–	–	–	5	7	3	5	4	3	–	–	–	–	2	–
3839	13	22	10	1	–	–	6	18	7	5	4	3	–	–	–	1	–	–
3900	1	1	1	–	1	1	–	–	–	1	–	–	–	–	–	–	–	–
4110	174	169	180	6	4	4	105	124	133	58	41	43	2	–	–	3	–	–
4120	479	367	335	13	19	10	280	261	216	176	83	106	3	1	–	7	3	3
4211	188	101	107	22	15	13	100	68	73	58	18	20	4	–	–	4	–	1
4212	53	18	20	4	1	–	35	16	15	14	1	5	–	–	–	–	–	–
4213	3	1	4	–	–	–	3	1	3	–	–	1	–	–	–	–	–	–
4221	194	169	242	6	6	14	108	123	173	78	40	54	–	–	–	2	–	1
4222	28	24	23	–	3	–	12	17	15	15	4	8	1	–	–	–	–	–
4223	21	1	–	–	–	–	–	–	–	21	1	–	–	–	–	–	–	–
4292	28	31	26	12	17	10	4	7	6	11	6	10	1	–	–	–	1	–
4299	53	35	30	8	7	4	24	21	18	16	7	8	2	–	–	3	–	–
4311	3	–	–	–	–	–	3	–	–	–	–	–	–	–	–	–	–	–
4312	3	2	4	–	–	2	3	2	1	–	–	1	–	–	–	–	–	–
4313	59	37	44	5	–	–	38	28	29	14	9	14	1	–	–	1	–	1
4319	8	15	19	6	13	14	1	1	2	1	1	3	–	–	–	–	–	–
4321	39	30	45	1	1	3	17	21	36	18	6	5	1	–	–	2	2	1
4322	16	16	9	–	–	–	12	10	8	4	6	1	–	–	–	–	–	–
4329	22	30	25	–	–	2	18	26	17	3	3	6	–	–	–	1	1	–
4330	41	31	20	1	2	2	25	17	15	12	11	3	3	–	–	–	1	–
4391	6	8	17	–	–	1	1	5	13	5	2	3	–	1	–	–	–	–
4399	70	64	36	6	7	–	42	46	21	19	11	15	2	–	–	1	–	–
4511	79	72	77	1	2	4	48	46	54	26	24	19	3	–	–	1	–	–
4512	–	1	1	–	–	–	–	1	1	–	–	–	–	–	–	–	–	–
4520	81	67	65	4	4	4	39	46	36	35	16	25	2	–	–	1	1	–
4530	204	148	159	3	–	4	89	99	92	109	48	62	2	–	–	1	1	1
4541	29	29	30	1	–	–	12	20	21	15	9	9	1	–	–	–	–	–
4542	–	–	2	–	–	–	–	–	2	–	–	–	–	–	–	–	–	–
4611	2	–	1	–	–	–	1	–	1	1	–	–	–	–	–	–	–	–
4613	–	–	1	–	–	–	–	–	1	–	–	–	–	–	–	–	–	–
4617	–	–	5	–	–	–	–	–	3	–	–	2	–	–	–	–	–	–
4618	1	–	–	–	–	–	1	–	–	–	–	–	–	–	–	–	–	–
4619	1	–	1	–	–	–	–	–	1	1	–	–	–	–	–	–	–	–
4622	1	3	3	–	1	1	–	1	1	–	1	–	1	–	–	–	–	1
4623	24	12	28	1	1	1	14	9	16	7	2	11	–	–	–	2	–	–
4631	5	9	2	1	–	–	4	8	2	–	1	–	–	–	–	–	–	–
4632	5	15	22	–	1	1	4	10	17	1	4	4	–	–	–	–	–	–
4633	13	12	16	–	–	–	4	8	11	8	3	5	–	–	–	1	1	–
4634	13	17	19	–	–	–	10	15	12	3	2	6	–	–	1	–	–	–
4635	109	75	67	1	–	1	74	53	50	32	22	16	2	–	–	–	–	–
4636	3	3	6	2	–	3	1	3	3	–	–	–	–	–	–	–	–	–
4637	10	16	23	1	–	–	6	13	18	3	3	5	–	–	–	–	–	–
4639	36	54	52	1	3	2	23	42	35	12	9	14	–	–	–	–	–	1
4641	11	8	9	–	–	–	3	4	5	8	4	4	–	–	–	–	–	–
4642	16	32	14	1	3	3	12	28	11	3	1	–	–	–	–	–	–	–
4643	–	1	–	–	–	–	–	1	–	–	–	–	–	–	–	–	–	–
4644	30	42	32	–	4	5	19	31	22	10	7	5	1	–	–	–	–	–
4645	9	8	6	1	–	–	7	3	5	1	5	1	–	–	–	–	–	–
4646	47	43	24	–	–	–	27	34	22	20	9	2	–	–	–	–	–	–
4647	5	2	4	–	–	1	2	1	1	3	1	2	–	–	–	–	–	–
4649	28	21	12	8	2	1	15	14	7	5	4	4	–	–	–	–	1	–
4651	–	–	3	–	–	–	–	–	3	–	–	–	–	–	–	–	–	–
4661	15	9	17	1	–	4	9	8	10	5	1	3	–	–	–	–	–	–
4662	4	8	5	–	1	1	2	6	2	2	1	2	–	–	–	–	–	–
4663	5	8	5	–	1	–	2	3	4	2	4	–	–	–	–	1	–	1
4664	1	1	2	–	–	1	1	1	1	–	–	–	–	–	–	–	–	–
4665	7	2	8	–	1	–	2	1	6	4	–	1	–	–	–	1	–	1

Capítulo 55 - Goiás

55.1 - Quantidade de acidentes do trabalho liquidados, por consequência, segundo a Classificação Nacional de Atividades Econômicas (CNAE), no estado de Goiás - 2014/2016

(continuação)

CNAE	QUANTIDADE DE ACIDENTES DO TRABALHO LIQUIDADOS																	
	Total			Consequência														
				Assistência Médica			Menos de 15 dias			Mais de 15 dias			Incapacidade Permanente			Óbito		
	2014	2015	2016	2014	2015	2016	2014	2015	2016	2014	2015	2016	2014	2015	2016	2014	2015	2016
4669	16	12	7	5	2	2	3	7	4	7	3	1	1	–	–	–	–	–
4671	6	4	10	–	–	–	3	3	6	3	1	4	–	–	–	–	–	–
4672	13	3	7	2	1	1	7	2	6	4	–	–	–	–	–	–	–	–
4673	3	4	7	–	–	–	1	4	5	2	–	2	–	–	–	–	–	–
4674	–	1	3	–	–	–	–	1	2	–	–	–	–	–	–	–	–	1
4679	16	16	22	1	–	1	9	12	18	6	4	3	–	–	–	–	–	–
4681	8	4	5	1	–	2	1	3	3	6	1	–	–	–	–	–	–	–
4682	29	28	18	6	1	4	16	24	11	7	2	3	–	–	–	–	1	–
4683	4	7	15	–	–	–	3	6	12	1	–	2	–	–	–	–	1	1
4685	–	3	2	–	–	–	–	3	2	–	–	–	–	–	–	–	–	–
4686	4	2	5	–	–	3	2	1	2	2	1	–	–	–	–	–	–	–
4687	11	11	14	2	1	2	5	4	9	4	6	3	–	–	–	–	–	–
4689	18	22	15	–	–	–	13	16	11	4	5	3	1	–	–	–	1	1
4691	8	10	9	–	1	–	5	8	7	3	1	2	–	–	–	–	–	–
4692	6	8	7	1	–	–	2	5	4	3	2	3	–	–	–	–	1	–
4693	21	20	12	1	–	–	15	17	9	5	3	3	–	–	–	–	–	–
4711	294	338	358	4	1	7	203	265	268	85	70	82	–	–	–	2	2	1
4712	40	41	32	–	–	–	15	24	16	23	16	15	2	–	–	–	1	1
4713	30	17	6	2	1	–	21	14	3	5	2	3	1	–	–	1	–	–
4721	27	15	18	1	1	1	10	12	11	15	2	6	1	–	–	–	–	–
4722	23	15	29	–	1	–	9	7	19	14	7	10	–	–	–	–	–	–
4723	13	26	10	3	–	–	6	14	6	4	10	4	–	–	–	–	2	–
4724	10	3	3	–	–	–	6	2	2	4	1	1	–	–	–	–	–	–
4729	21	26	30	–	1	1	8	16	21	13	8	8	–	–	–	–	1	–
4731	77	93	71	1	2	1	37	58	40	38	33	28	1	–	–	–	–	2
4732	1	1	2	–	–	–	–	–	1	1	1	1	–	–	–	–	–	–
4741	11	11	13	–	1	1	5	5	7	6	5	3	–	–	1	–	–	1
4742	16	17	11	–	1	–	7	13	9	9	3	2	–	–	–	–	–	–
4743	14	7	7	1	–	1	5	4	3	7	3	2	1	–	–	–	–	1
4744	186	152	131	5	4	2	90	99	82	84	46	46	6	–	–	1	3	1
4751	17	23	19	1	1	1	6	17	12	10	4	6	–	–	–	–	1	–
4752	6	13	16	–	–	1	3	10	9	2	3	6	1	–	–	–	–	–
4753	81	55	47	8	5	2	53	38	37	18	12	8	1	–	–	1	–	–
4754	24	33	28	–	1	2	8	21	14	15	11	12	1	–	–	–	–	–
4755	17	18	16	–	–	–	7	14	10	9	4	6	–	–	–	1	–	–
4756	–	1	–	–	–	–	–	–	–	–	1	–	–	–	–	–	–	–
4757	8	7	9	1	–	–	2	3	7	5	4	2	–	–	–	–	–	–
4759	13	12	11	2	–	1	5	9	5	5	3	5	–	–	–	1	–	–
4761	4	4	9	–	–	–	1	3	7	3	1	2	–	–	–	–	–	–
4763	15	6	11	–	–	–	8	5	8	5	1	3	–	–	–	2	–	–
4771	92	91	101	4	8	6	36	49	51	46	34	43	5	–	–	1	–	1
4772	4	14	10	–	1	–	2	9	6	2	4	4	–	–	–	–	–	–
4773	4	4	3	–	–	–	1	2	2	3	2	1	–	–	–	–	–	–
4774	–	4	7	–	1	–	–	2	5	–	–	2	–	–	–	–	1	–
4781	65	50	67	2	2	5	32	37	39	28	11	23	3	–	–	–	–	–
4782	28	35	26	1	2	–	13	21	16	14	12	10	–	–	–	–	–	–
4783	4	5	–	–	–	–	2	4	–	1	1	–	–	–	–	1	–	–
4784	20	26	28	–	–	–	9	13	15	10	12	13	–	–	–	1	1	–
4785	–	2	3	–	–	–	–	1	3	–	1	–	–	–	–	–	–	–
4789	73	63	63	3	4	8	30	46	37	37	13	18	3	–	–	–	–	–
4911	5	1	2	1	1	–	3	–	1	–	–	1	–	–	–	1	–	–
4921	158	133	98	2	1	–	109	110	67	44	22	27	2	–	–	1	–	4
4922	49	26	36	2	–	1	27	19	26	18	6	5	–	1	–	2	–	4
4923	50	24	25	–	–	–	32	20	21	17	4	4	1	–	–	–	–	–
4924	3	1	–	–	–	–	1	–	–	–	1	–	1	–	–	1	–	–
4929	14	18	10	–	2	1	6	9	6	4	7	2	3	–	1	1	–	–
4930	380	345	314	27	34	26	185	199	161	142	99	110	11	2	3	15	11	14
4940	3	2	–	2	2	–	1	–	–	–	–	–	–	–	–	–	–	–
5012	–	–	3	–	–	–	–	–	3	–	–	–	–	–	–	–	–	–
5021	3	1	4	–	–	1	1	1	2	2	–	1	–	–	–	–	–	–
5030	1	–	–	–	–	–	–	–	–	1	–	–	–	–	–	–	–	–
5111	17	20	5	–	–	–	5	5	5	12	15	–	–	–	–	–	–	–
5112	1	1	–	1	–	–	–	–	–	–	1	–	–	–	–	–	–	–
5120	1	–	–	–	–	–	1	–	–	–	–	–	–	–	–	–	–	–
5211	42	33	34	1	–	5	28	22	17	12	10	12	1	–	–	–	1	–
5212	20	9	12	–	–	–	1	4	7	19	5	5	–	–	–	–	–	–
5221	–	18	16	–	2	1	–	13	8	–	3	6	–	–	–	–	–	1
5223	5	7	9	1	–	–	2	5	4	2	2	5	–	–	–	–	–	–
5229	14	15	27	–	–	–	7	9	15	7	6	12	–	–	–	–	–	–
5240	13	13	6	–	–	–	12	9	4	1	4	2	–	–	–	–	–	–
5250	8	3	2	1	–	–	6	3	1	1	–	–	–	–	–	–	–	1
5310	193	168	209	14	34	18	161	125	181	16	9	10	2	–	–	–	–	–
5320	28	27	17	–	1	–	10	16	12	17	10	5	1	–	–	–	–	–
5510	106	137	102	5	9	4	58	98	69	40	27	28	2	–	–	1	3	1
5590	1	–	2	–	–	1	1	–	1	–	–	–	–	–	–	–	–	–
5611	208	257	266	7	6	8	124	180	170	75	67	87	2	1	–	–	3	1
5612	1	1	–	–	–	–	1	–	–	–	1	–	–	–	–	–	–	–
5620	54	76	70	8	4	8	40	59	48	6	13	14	–	–	–	–	–	–
5811	–	1	–	–	1	–	–	–	–	–	–	–	–	–	–	–	–	–
5822	6	3	3	–	–	–	6	3	3	–	–	–	–	–	–	–	–	–

Capítulo 55 - Goiás

55.1 - Quantidade de acidentes do trabalho liquidados, por consequência, segundo a Classificação Nacional de Atividades Econômicas (CNAE), no estado de Goiás - 2014/2016

(continuação)

CNAE	QUANTIDADE DE ACIDENTES DO TRABALHO LIQUIDADOS																	
	Total			Consequência														
				Assistência Médica			Menos de 15 dias			Mais de 15 dias			Incapacidade Permanente			Óbito		
	2014	2015	2016	2014	2015	2016	2014	2015	2016	2014	2015	2016	2014	2015	2016	2014	2015	2016
5829	4	5	2	1	–	–	2	4	–	–	1	2	1	–	–	–	–	–
5911	1	1	1	–	–	–	1	–	1	–	1	–	–	–	–	–	–	–
5914	–	1	1	–	–	–	–	1	1	–	–	–	–	–	–	–	–	–
6010	–	1	1	–	–	–	–	–	1	–	1	–	–	–	–	–	–	–
6021	12	21	8	1	2	1	9	16	7	2	3	–	–	–	–	–	–	–
6110	20	16	25	1	1	1	11	13	19	7	2	5	–	–	–	1	–	–
6120	–	6	8	–	–	–	–	5	7	–	1	1	–	–	–	–	–	–
6130	–	1	–	–	1	–	–	–	–	–	–	–	–	–	–	–	–	–
6141	5	2	–	–	–	–	4	1	–	–	1	–	1	–	–	–	–	–
6190	1	3	7	–	–	1	–	2	5	1	1	1	–	–	–	–	–	–
6201	18	10	6	1	–	–	2	3	4	15	7	2	–	–	–	–	–	–
6202	4	4	2	–	–	–	3	3	2	1	1	–	–	–	–	–	–	–
6203	–	1	–	–	–	–	–	1	–	–	–	–	–	–	–	–	–	–
6204	4	7	8	–	–	–	3	6	8	1	1	–	–	–	–	–	–	–
6209	5	5	10	–	–	–	1	3	6	4	2	4	–	–	–	–	–	–
6311	6	8	8	–	–	–	2	5	8	4	2	–	–	–	–	–	1	–
6399	2	3	3	–	–	–	2	3	1	–	–	2	–	–	–	–	–	–
6421	4	1	4	–	–	–	3	1	3	–	–	1	1	–	–	–	–	–
6422	60	60	40	3	1	5	49	50	32	7	8	3	1	–	–	–	1	–
6423	14	7	6	1	–	–	8	5	3	4	2	3	1	–	–	–	–	–
6424	2	7	4	–	–	–	1	5	4	1	2	–	–	–	–	–	–	–
6431	–	–	4	–	–	–	–	–	3	–	–	1	–	–	–	–	–	–
6434	1	–	–	–	–	–	1	–	–	–	–	–	–	–	–	–	–	–
6435	–	2	–	–	–	–	–	–	–	–	2	–	–	–	–	–	–	–
6436	–	1	–	–	–	–	–	–	–	–	1	–	–	–	–	–	–	–
6440	1	4	1	1	–	–	–	3	1	–	1	–	–	–	–	–	–	–
6462	14	11	10	2	–	–	6	6	9	6	4	1	–	–	–	–	1	–
6463	3	4	1	–	–	–	3	3	1	–	1	–	–	–	–	–	–	–
6491	1	–	–	–	–	–	1	–	–	–	–	–	–	–	–	–	–	–
6493	1	–	1	–	–	–	–	–	1	1	–	–	–	–	–	–	–	–
6512	1	–	–	–	–	–	–	–	–	1	–	–	–	–	–	–	–	–
6541	3	1	1	–	–	1	2	1	–	1	–	–	–	–	–	–	–	–
6550	11	14	23	2	1	2	5	13	21	4	–	–	–	–	–	–	–	–
6612	1	–	–	–	–	–	1	–	–	–	–	–	–	–	–	–	–	–
6613	3	1	–	–	–	–	–	–	–	3	1	–	–	–	–	–	–	–
6619	3	–	–	–	–	–	1	–	–	2	–	–	–	–	–	–	–	–
6622	2	8	7	–	–	–	1	8	7	1	–	–	–	–	–	–	–	–
6629	1	–	1	–	–	–	–	–	1	1	–	–	–	–	–	–	–	–
6630	4	1	1	–	–	–	–	1	1	4	–	–	–	–	–	–	–	–
6810	40	15	8	4	–	–	25	10	6	10	4	2	1	–	–	–	1	–
6821	4	6	6	–	2	–	3	2	5	1	2	1	–	–	–	–	–	–
6822	17	11	3	1	1	–	12	6	2	2	4	1	–	–	–	2	–	–
6911	2	5	3	–	–	–	–	3	2	2	2	1	–	–	–	–	–	–
6912	1	3	7	–	–	1	–	2	5	1	1	1	–	–	–	–	–	–
6920	46	42	43	2	2	–	24	33	25	20	7	17	–	–	–	–	–	1
7020	6	12	10	1	–	–	3	10	7	1	2	3	–	–	–	1	–	–
7111	1	2	–	–	–	–	–	1	–	1	1	–	–	–	–	–	–	–
7112	63	52	38	6	7	1	42	39	26	15	6	11	–	–	–	–	–	–
7119	7	6	9	2	1	5	4	4	1	–	1	3	1	–	–	–	–	–
7120	6	6	4	1	1	–	3	3	2	2	2	2	–	–	–	–	–	–
7210	16	8	9	2	3	–	12	5	5	2	–	3	–	–	–	–	–	1
7311	1	1	–	–	–	–	–	–	–	1	1	–	–	–	–	–	–	–
7312	6	2	–	–	–	–	3	1	–	3	1	–	–	–	–	–	–	–
7319	6	5	6	–	–	1	3	3	4	3	2	1	–	–	–	–	–	–
7320	5	1	1	–	–	–	1	1	–	4	–	1	–	–	–	–	–	–
7410	–	1	1	–	–	–	–	1	–	–	–	1	–	–	–	–	–	–
7420	2	3	1	–	–	–	–	1	1	2	2	–	–	–	–	–	–	–
7490	9	8	12	–	1	1	6	5	8	3	2	3	–	–	–	–	–	–
7500	3	–	1	–	–	–	2	–	–	1	–	1	–	–	–	–	–	–
7711	2	8	3	–	–	–	1	4	1	1	4	2	–	–	–	–	–	–
7719	8	7	–	–	1	–	5	2	–	3	4	–	–	–	–	–	–	–
7721	–	1	–	–	–	–	–	1	–	–	–	–	–	–	–	–	–	–
7722	1	–	–	–	–	–	–	–	–	1	–	–	–	–	–	–	–	–
7723	–	–	1	–	–	–	–	–	1	–	–	–	–	–	–	–	–	–
7729	1	1	7	–	–	–	–	1	5	1	–	2	–	–	–	–	–	–
7731	3	5	2	1	–	–	–	3	1	2	1	1	–	–	–	–	1	–
7732	20	7	17	2	1	–	10	4	16	7	2	1	–	–	–	1	–	–
7733	1	2	1	1	–	–	–	1	1	–	1	–	–	–	–	–	–	–
7739	9	11	9	–	–	2	2	8	7	7	3	–	–	–	–	–	–	–
7810	5	9	19	–	1	4	3	7	15	2	1	–	–	–	–	–	–	–
7820	53	80	98	13	10	4	32	57	77	8	12	16	–	–	–	–	1	1
7830	4	5	6	2	–	–	1	3	4	1	2	2	–	–	–	–	–	–
7911	3	2	8	–	–	2	2	1	3	1	1	2	–	–	–	–	–	1
7990	1	1	2	–	–	–	1	1	1	–	–	1	–	–	–	–	–	–
8011	134	104	97	3	2	3	77	69	60	53	30	33	1	–	–	–	3	1
8012	58	54	43	5	11	–	37	31	32	13	11	10	–	–	–	3	1	1
8020	11	18	10	–	–	–	7	13	6	4	3	4	–	–	–	–	2	–
8030	–	5	–	–	–	–	–	–	–	–	5	–	–	–	–	–	–	–
8111	14	13	14	–	–	2	8	8	8	6	5	4	–	–	–	–	–	–
8112	69	73	95	5	3	5	31	54	64	32	15	25	1	–	–	–	1	1

Capítulo 55 - Goiás

55.1 - Quantidade de acidentes do trabalho liquidados, por consequência, segundo a Classificação Nacional de Atividades Econômicas (CNAE), no estado de Goiás - 2014/2016

(conclusão)

CNAE	QUANTIDADE DE ACIDENTES DO TRABALHO LIQUIDADOS																	
	Total			Consequência														
				Assistência Médica			Menos de 15 dias			Mais de 15 dias			Incapacidade Permanente			Óbito		
	2014	2015	2016	2014	2015	2016	2014	2015	2016	2014	2015	2016	2014	2015	2016	2014	2015	2016
8121	122	134	130	6	7	13	74	79	74	39	48	42	3	–	–	–	–	1
8122	10	1	5	–	–	1	4	1	2	6	–	2	–	–	–	–	–	–
8129	33	36	30	5	2	3	20	17	16	7	16	11	–	–	–	1	1	–
8130	7	4	4	–	–	2	2	2	1	5	2	1	–	–	–	–	–	–
8211	33	33	39	3	2	2	13	21	28	17	10	9	–	–	–	–	–	–
8219	19	15	24	–	–	1	11	8	14	8	7	9	–	–	–	–	–	–
8220	149	160	175	1	2	6	116	137	150	31	20	19	–	–	–	1	1	–
8230	6	5	6	–	–	–	1	4	2	5	1	4	–	–	–	–	–	–
8291	8	8	6	–	–	–	5	3	6	3	5	–	–	–	–	–	–	–
8292	–	–	2	–	–	1	–	–	1	–	–	–	–	–	–	–	–	–
8299	111	81	75	16	4	5	65	56	53	29	21	16	1	–	1	–	–	–
8411	84	99	144	4	8	3	49	66	102	28	24	37	3	1	1	–	–	1
8412	1	–	–	–	–	–	–	–	–	–	–	–	1	–	–	–	–	–
8413	3	–	–	–	–	–	3	–	–	–	–	–	–	–	–	–	–	–
8423	8	4	1	–	–	–	6	2	1	2	2	–	–	–	–	–	–	–
8424	9	14	17	–	–	–	4	9	10	5	5	7	–	–	–	–	–	–
8430	1	2	–	–	–	–	–	2	–	1	–	–	–	–	–	–	–	–
8511	42	70	49	–	2	2	2	2	5	40	66	42	–	–	–	–	–	–
8512	12	14	14	–	–	2	8	11	6	3	3	6	1	–	–	–	–	–
8513	23	27	23	–	–	1	16	20	18	5	7	4	1	–	–	1	–	–
8520	23	15	38	2	–	–	12	6	22	8	9	16	–	–	–	1	–	–
8531	19	20	18	2	–	3	10	13	12	7	7	3	–	–	–	–	–	–
8532	17	25	28	2	–	2	10	19	21	5	6	4	–	–	–	–	–	1
8541	2	4	1	–	–	–	–	4	–	2	–	1	–	–	–	–	–	–
8542	1	2	2	–	–	–	–	2	2	1	–	–	–	–	–	–	–	–
8550	2	4	4	–	–	–	1	3	4	1	1	–	–	–	–	–	–	–
8592	1	–	–	–	–	–	–	–	–	1	–	–	–	–	–	–	–	–
8593	2	4	–	–	–	–	1	2	–	1	2	–	–	–	–	–	–	–
8599	47	55	60	5	1	4	34	48	50	8	6	5	–	–	–	–	–	1
8610	943	1.077	1.074	441	558	613	451	468	406	48	51	54	1	–	–	2	–	1
8621	–	–	4	–	–	2	–	–	2	–	–	–	–	–	–	–	–	–
8630	103	68	84	45	35	41	43	29	35	15	4	8	–	–	–	–	–	–
8640	98	106	114	33	28	40	54	68	61	11	9	13	–	–	–	–	1	–
8650	7	7	4	4	1	–	2	4	3	1	2	1	–	–	–	–	–	–
8660	23	13	21	2	2	6	20	5	8	–	6	7	1	–	–	–	–	–
8690	5	8	10	1	1	4	2	7	5	2	–	1	–	–	–	–	–	–
8711	–	5	4	–	1	1	–	2	1	–	2	2	–	–	–	–	–	–
8720	9	9	21	1	1	9	8	8	8	–	–	4	–	–	–	–	–	–
8730	3	2	4	–	–	–	1	1	4	2	1	–	–	–	–	–	–	–
8800	146	131	129	19	16	13	110	101	105	16	13	11	1	–	–	–	1	–
9001	5	2	1	–	–	–	2	1	–	3	1	1	–	–	–	–	–	–
9311	–	–	2	–	–	–	–	–	1	–	–	1	–	–	–	–	–	–
9312	11	11	13	–	–	–	4	9	9	7	2	4	–	–	–	–	–	–
9313	9	9	5	–	2	–	8	4	3	1	3	2	–	–	–	–	–	–
9319	1	–	1	–	–	–	–	–	–	1	–	1	–	–	–	–	–	–
9321	11	6	8	–	–	–	7	6	7	4	–	1	–	–	–	–	–	–
9329	2	1	5	–	–	–	1	–	3	1	1	2	–	–	–	–	–	–
9411	4	3	9	–	1	–	4	1	5	–	1	4	–	–	–	–	–	–
9412	7	19	11	–	–	2	3	15	7	4	4	2	–	–	–	–	–	–
9420	20	23	17	1	1	–	13	18	12	6	4	5	–	–	–	–	–	–
9430	86	125	131	15	36	37	47	70	68	24	19	26	–	–	–	–	–	–
9491	17	18	26	2	–	–	9	16	16	5	2	8	1	–	1	–	–	1
9492	–	1	–	–	–	–	–	1	–	–	–	–	–	–	–	–	–	–
9493	1	–	–	–	–	–	–	–	–	1	–	–	–	–	–	–	–	–
9499	73	105	92	41	49	44	28	43	42	4	13	5	–	–	–	–	–	1
9511	9	9	10	–	1	1	4	6	4	5	2	5	–	–	–	–	–	–
9512	1	1	2	–	–	–	–	1	1	1	–	1	–	–	–	–	–	–
9521	4	2	10	–	–	–	–	1	7	4	1	3	–	–	–	–	–	–
9529	4	8	2	–	–	–	1	5	2	3	3	–	–	–	–	–	–	–
9601	8	8	14	–	–	2	2	8	10	6	–	2	–	–	–	–	–	–
9602	6	5	7	–	–	–	5	3	6	1	2	1	–	–	–	–	–	–
9603	19	14	9	–	3	–	10	7	6	9	4	3	–	–	–	–	–	–
9609	7	7	6	1	–	–	2	4	5	3	3	1	1	–	–	–	–	–
9700	1	3	5	–	–	–	1	3	5	–	–	–	–	–	–	–	–	–
Ignorado	2.061	1.447	1.563	2	2	4	108	144	117	1.906	1.071	1.207	43	226	230	2	4	5

Fonte: DATAPREV, CAT, SUB.
Nota: Os dados são preliminares, estando sujeitos a correções.

Capítulo 55 - Goiás

55.2 - Quantidade mensal de acidentes do trabalho liquidados, por consequência, no estado de Goiás - 2014/2016

MESES	QUANTIDADE DE ACIDENTES DO TRABALHO LIQUIDADOS																	
	Total			Consequência														
				Assistência Médica			Menos de 15 dias			Mais de 15 dias			Incapacidade Permanente			Óbito		
	2014	2015	2016	2014	2015	2016	2014	2015	2016	2014	2015	2016	2014	2015	2016	2014	2015	2016
TOTAL	**17.674**	**16.057**	**15.725**	**2.413**	**2.423**	**2.489**	**8.560**	**9.380**	**8.619**	**6.349**	**3.916**	**4.263**	**224**	**236**	**243**	**128**	**102**	**111**
Janeiro	1.369	1.185	1.151	200	170	171	621	593	620	521	395	332	18	22	16	9	5	12
Fevereiro	1.333	1.234	1.226	181	193	189	586	705	668	541	309	333	16	23	19	9	4	17
Março	1.378	1.433	1.376	192	227	220	667	837	716	486	324	414	24	35	23	9	10	3
Abril	1.372	1.275	1.276	183	210	207	672	706	696	499	325	353	14	25	13	4	9	7
Maio	1.609	1.312	1.385	223	201	200	817	755	763	533	316	391	24	34	28	12	6	3
Junho	1.441	1.312	1.505	190	189	226	647	783	876	562	310	375	26	17	22	16	13	6
Julho	1.595	1.457	1.401	221	210	205	790	869	829	559	348	340	18	23	16	7	7	11
Agosto	1.628	1.517	1.505	217	204	239	761	935	845	616	347	391	19	20	17	15	11	13
Setembro	1.671	1.492	1.418	205	220	274	858	901	731	579	350	369	15	10	31	14	11	13
Outubro	1.669	1.395	1.243	217	209	228	819	860	642	607	305	343	15	10	23	11	11	7
Novembro	1.373	1.307	1.137	193	208	170	701	783	618	452	300	321	18	11	19	9	5	9
Dezembro	1.236	1.138	1.102	191	182	160	621	653	615	394	287	301	17	6	16	13	10	10

Fonte: DATAPREV, CAT, SUB.
Nota: Os dados são preliminares, estando sujeitos a correções.

DISTRIBUIÇÃO DE ACIDENTES DO TRABALHO LIQUIDADOS, POR CONSEQUÊNCIA, NO ESTADO DE GOIÁS - 2016

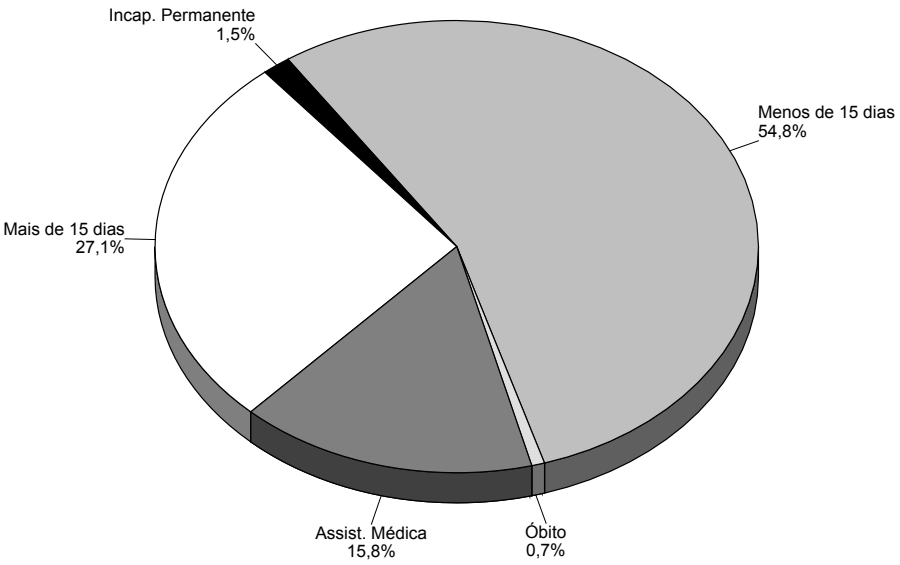

Fonte: DATAPREV, CAT, SUB.

Capítulo 56 - Distrito Federal

56.1 - Quantidade de acidentes do trabalho liquidados, por consequência, segundo a Classificação Nacional de Atividades Econômicas (CNAE), no Distrito Federal - 2014/2016

(continua)

CNAE	QUANTIDADE DE ACIDENTES DO TRABALHO LIQUIDADOS																	
	Total			Consequência														
				Assistência Médica			Menos de 15 dias			Mais de 15 dias			Incapacidade Permanente			Óbito		
	2014	2015	2016	2014	2015	2016	2014	2015	2016	2014	2015	2016	2014	2015	2016	2014	2015	2016
TOTAL	**9.112**	**7.713**	**7.644**	**739**	**777**	**634**	**4.866**	**4.888**	**4.555**	**3.190**	**1.837**	**2.231**	**279**	**183**	**203**	**38**	**28**	**21**
0111	31	9	10	–	–	–	3	1	2	28	8	8	–	–	–	–	–	–
0112	9	2	1	–	–	–	2	–	–	7	1	–	–	1	1	–	–	–
0115	2	5	7	1	–	–	1	4	6	–	1	–	–	–	–	–	–	1
0116	1	1	–	–	–	–	1	1	–	–	–	–	–	–	–	–	–	–
0119	–	–	1	–	–	–	–	–	1	–	–	–	–	–	–	–	–	–
0121	23	6	6	–	–	–	2	2	–	21	4	6	–	–	–	–	–	–
0122	–	1	–	–	–	–	–	1	–	–	–	–	–	–	–	–	–	–
0133	–	–	1	–	–	–	–	–	1	–	–	–	–	–	–	–	–	–
0134	–	1	–	–	–	–	–	1	–	–	–	–	–	–	–	–	–	–
0139	1	–	–	–	–	–	–	–	–	1	–	–	–	–	–	–	–	–
0141	5	1	2	3	–	–	1	–	–	–	1	2	1	–	–	–	–	–
0142	–	1	–	–	–	–	–	1	–	–	–	–	–	–	–	–	–	–
0151	–	–	2	–	–	–	–	–	–	–	–	2	–	–	–	–	–	–
0152	–	1	–	–	–	–	–	1	–	–	–	–	–	–	–	–	–	–
0154	1	2	2	–	–	–	1	1	1	–	1	1	–	–	–	–	–	–
0155	10	9	6	–	–	–	7	7	5	2	2	1	1	–	–	–	–	–
0161	2	2	2	–	–	–	1	2	1	1	–	–	–	–	1	–	–	–
0162	1	–	–	–	–	–	1	–	–	–	–	–	–	–	–	–	–	–
0163	–	1	–	–	–	–	–	1	–	–	–	–	–	–	–	–	–	–
0210	1	–	–	–	–	–	1	–	–	–	–	–	–	–	–	–	–	–
0724	1	–	–	–	–	–	–	–	–	1	–	–	–	–	–	–	–	–
0810	–	3	1	–	–	–	–	2	–	–	1	1	–	–	–	–	–	–
0891	1	–	–	–	–	–	1	–	–	–	–	–	–	–	–	–	–	–
0899	3	1	4	–	–	–	1	1	4	1	–	–	1	–	–	–	–	–
1011	3	5	4	–	–	–	3	2	–	–	3	4	–	–	–	–	–	–
1012	52	42	26	32	13	4	13	18	11	7	10	10	–	–	–	–	1	1
1013	4	1	5	–	–	1	3	1	3	1	–	1	–	–	–	–	–	–
1020	1	3	4	–	–	–	–	2	2	1	1	2	–	–	–	–	–	–
1032	–	–	2	–	–	–	–	–	–	–	–	2	–	–	–	–	–	–
1033	–	1	1	–	–	–	–	1	1	–	–	–	–	–	–	–	–	–
1051	1	1	–	–	–	–	–	–	–	1	1	–	–	–	–	–	–	–
1052	–	–	4	–	–	–	–	–	–	–	–	4	–	–	–	–	–	–
1053	1	–	–	–	–	–	–	–	–	1	–	–	–	–	–	–	–	–
1061	1	–	–	–	–	–	–	–	–	–	–	–	1	–	–	–	–	–
1062	4	–	2	1	–	–	2	–	1	1	–	1	–	–	–	–	–	–
1066	6	36	12	2	2	3	3	26	4	–	7	5	–	–	–	1	1	–
1069	2	–	1	–	–	–	2	–	1	–	–	–	–	–	–	–	–	–
1081	4	5	11	1	–	–	2	4	8	–	1	3	1	–	–	–	–	–
1091	15	35	24	–	–	1	7	25	18	8	10	5	–	–	–	–	–	–
1092	2	2	1	–	–	–	1	1	–	1	1	1	–	–	–	–	–	–
1094	4	3	5	–	–	–	3	2	2	1	1	3	–	–	–	–	–	–
1095	–	–	3	–	–	–	–	–	–	–	–	3	–	–	–	–	–	–
1096	1	–	–	–	–	–	1	–	–	–	–	–	–	–	–	–	–	–
1099	3	4	4	–	–	–	–	3	2	3	1	2	–	–	–	–	–	–
1111	7	3	3	–	–	–	–	–	–	7	3	3	–	–	–	–	–	–
1113	5	1	2	2	1	1	–	–	1	2	–	–	1	–	–	–	–	–
1121	5	4	1	–	–	–	3	3	1	2	–	–	–	–	–	–	1	–
1122	59	47	29	–	–	–	51	45	29	8	2	–	–	–	–	–	–	–
1220	1	–	–	–	–	–	–	–	–	–	–	–	1	–	–	–	–	–
1340	1	–	–	–	–	–	1	–	–	–	–	–	–	–	–	–	–	–
1354	–	1	–	–	–	–	–	1	–	–	–	–	–	–	–	–	–	–
1359	–	–	2	–	–	–	–	–	1	–	–	1	–	–	–	–	–	–
1411	–	–	1	–	–	–	–	–	–	–	–	1	–	–	–	–	–	–
1412	2	1	1	–	–	–	–	1	1	1	–	–	1	–	–	–	–	–
1413	2	–	–	–	–	–	1	–	–	1	–	–	–	–	–	–	–	–
1539	1	–	–	–	–	–	1	–	–	–	–	–	–	–	–	–	–	–
1540	–	1	–	–	–	–	–	1	–	–	–	–	–	–	–	–	–	–
1610	3	–	–	–	–	–	–	–	–	3	–	–	–	–	–	–	–	–
1621	–	1	–	–	–	–	–	1	–	–	–	–	–	–	–	–	–	–
1622	5	5	4	–	–	–	3	3	1	2	2	3	–	–	–	–	–	–
1629	–	–	1	–	–	–	–	–	–	–	–	1	–	–	–	–	–	–
1731	–	2	4	–	–	–	–	–	4	–	2	–	–	–	–	–	–	–
1742	–	1	–	–	–	–	–	1	–	–	–	–	–	–	–	–	–	–
1811	8	6	3	–	1	–	6	5	2	2	–	1	–	–	–	–	–	–
1812	3	4	–	–	–	–	–	–	–	3	4	–	–	–	–	–	–	–
1813	8	4	3	–	–	–	3	4	–	5	–	3	–	–	–	–	–	–
1822	–	3	3	–	–	–	–	2	2	–	1	1	–	–	–	–	–	–
1931	2	1	–	–	–	–	–	–	–	1	1	–	1	–	–	–	–	–
1932	–	–	1	–	–	–	–	–	1	–	–	–	–	–	–	–	–	–
2013	1	–	2	1	–	–	–	–	2	–	–	–	–	–	–	–	–	–
2014	–	–	1	–	–	–	–	–	1	–	–	–	–	–	–	–	–	–
2019	1	–	–	–	–	–	–	–	–	1	–	–	–	–	–	–	–	–
2031	2	2	1	–	–	–	–	–	–	2	2	1	–	–	–	–	–	–
2040	7	–	–	–	–	–	–	–	–	7	–	–	–	–	–	–	–	–
2052	1	–	–	–	–	–	1	–	–	–	–	–	–	–	–	–	–	–

Capítulo 56 - Distrito Federal

56.1 - Quantidade de acidentes do trabalho liquidados, por consequência, segundo a Classificação Nacional de Atividades Econômicas (CNAE), no Distrito Federal - 2014/2016

(continuação)

CNAE	QUANTIDADE DE ACIDENTES DO TRABALHO LIQUIDADOS																	
	Total			Consequência														
				Assistência Médica			Menos de 15 dias			Mais de 15 dias			Incapacidade Permanente			Óbito		
	2014	2015	2016	2014	2015	2016	2014	2015	2016	2014	2015	2016	2014	2015	2016	2014	2015	2016
2063	2	2	3	1	–	–	1	2	3	–	–	–	–	–	–	–	–	–
2071	3	1	2	–	–	–	2	1	2	1	–	–	–	–	–	–	–	–
2091	3	2	–	–	–	–	–	–	–	3	2	–	–	–	–	–	–	–
2093	–	2	2	–	–	–	–	1	1	–	1	1	–	–	–	–	–	–
2121	10	5	6	–	–	–	8	3	4	1	2	2	1	–	–	–	–	–
2123	1	–	–	–	–	–	1	–	–	–	–	–	–	–	–	–	–	–
2211	3	–	–	–	–	–	–	–	–	3	–	–	–	–	–	–	–	–
2212	2	–	1	–	–	–	–	–	–	1	–	1	1	–	–	–	–	–
2219	8	3	3	–	–	–	–	–	–	8	3	3	–	–	–	–	–	–
2221	1	–	–	–	–	–	1	–	–	–	–	–	–	–	–	–	–	–
2222	4	–	2	–	–	–	–	–	1	4	–	1	–	–	–	–	–	–
2229	2	3	4	–	–	–	–	3	4	2	–	–	–	–	–	–	–	–
2311	2	–	–	–	–	–	1	–	–	–	–	–	1	–	–	–	–	–
2319	1	1	3	–	–	–	–	1	–	1	–	3	–	–	–	–	–	–
2320	38	41	37	3	7	9	27	29	22	5	4	6	2	–	–	1	1	–
2330	19	15	9	–	–	–	12	9	6	4	6	3	3	–	–	–	–	–
2342	1	1	–	–	–	–	–	–	–	1	–	–	–	–	–	–	1	–
2349	–	1	–	–	–	–	–	1	–	–	–	–	–	–	–	–	–	–
2391	5	5	7	–	–	–	3	3	5	2	2	2	–	–	–	–	–	–
2399	–	1	–	–	–	–	–	1	–	–	–	–	–	–	–	–	–	–
2421	1	–	–	–	–	–	–	–	–	–	–	–	1	–	–	–	–	–
2422	2	–	–	–	–	–	1	–	–	1	–	–	–	–	–	–	–	–
2449	–	1	–	–	–	–	–	–	–	–	1	–	–	–	–	–	–	–
2511	7	5	5	–	–	–	4	4	3	2	1	2	1	–	–	–	–	–
2512	18	17	3	–	–	–	11	12	2	7	5	1	–	–	–	–	–	–
2513	1	1	–	–	–	–	–	1	–	1	–	–	–	–	–	–	–	–
2521	1	–	–	–	–	–	–	–	–	1	–	–	–	–	–	–	–	–
2522	1	–	–	–	–	–	–	–	–	1	–	–	–	–	–	–	–	–
2531	–	–	3	–	–	–	–	–	2	–	–	1	–	–	–	–	–	–
2539	1	2	3	–	–	–	1	1	2	–	1	–	–	–	–	–	–	1
2542	4	–	2	1	–	–	–	–	2	3	–	–	–	–	–	–	–	–
2591	6	2	5	6	2	4	–	–	–	–	–	1	–	–	–	–	–	–
2592	–	–	1	–	–	–	–	–	–	–	–	1	–	–	–	–	–	–
2593	–	1	–	–	–	–	–	–	–	–	1	–	–	–	–	–	–	–
2599	16	8	17	1	2	2	13	6	14	2	–	1	–	–	–	–	–	–
2610	1	–	–	–	–	–	–	–	–	1	–	–	–	–	–	–	–	–
2631	–	1	1	–	–	–	–	1	1	–	–	–	–	–	–	–	–	–
2651	1	1	–	–	–	–	–	1	–	1	–	–	–	–	–	–	–	–
2660	12	–	–	1	–	–	8	–	–	3	–	–	–	–	–	–	–	–
2731	3	1	1	–	–	–	2	1	1	–	–	–	–	–	–	1	–	–
2733	1	–	–	–	–	–	–	–	–	1	–	–	–	–	–	–	–	–
2751	–	1	–	–	–	–	–	–	–	–	1	–	–	–	–	–	–	–
2759	1	–	–	–	–	–	1	–	–	–	–	–	–	–	–	–	–	–
2790	–	1	–	–	–	–	–	1	–	–	–	–	–	–	–	–	–	–
2811	2	–	–	–	–	–	–	–	–	1	–	–	1	–	–	–	–	–
2812	1	–	–	–	–	–	–	–	–	–	–	–	1	–	–	–	–	–
2822	1	–	–	–	–	–	1	–	–	–	–	–	–	–	–	–	–	–
2831	1	–	–	–	–	–	–	–	–	1	–	–	–	–	–	–	–	–
2861	1	–	–	–	–	–	–	–	–	1	–	–	–	–	–	–	–	–
2862	2	–	2	–	–	–	1	–	–	1	–	2	–	–	–	–	–	–
2869	3	3	–	3	2	–	–	1	–	–	–	–	–	–	–	–	–	–
2949	1	–	–	–	–	–	1	–	–	–	–	–	–	–	–	–	–	–
3101	13	11	11	–	–	–	5	8	5	7	3	6	1	–	–	–	–	–
3102	3	–	4	–	–	–	2	–	4	1	–	–	–	–	–	–	–	–
3212	1	1	–	–	–	–	–	–	–	1	1	–	–	–	–	–	–	–
3230	2	5	–	–	–	–	–	–	–	2	5	–	–	–	–	–	–	–
3250	10	7	5	–	–	–	7	6	5	3	1	–	–	–	–	–	–	–
3291	4	1	–	–	–	–	–	–	–	4	1	–	–	–	–	–	–	–
3299	1	2	2	–	–	–	–	2	–	1	–	2	–	–	–	–	–	–
3312	1	–	–	–	–	–	1	–	–	–	–	–	–	–	–	–	–	–
3313	–	–	1	–	–	–	–	–	1	–	–	–	–	–	–	–	–	–
3314	1	1	3	–	–	–	–	1	3	1	–	–	–	–	–	–	–	–
3315	–	2	–	–	–	–	–	2	–	–	–	–	–	–	–	–	–	–
3317	–	1	–	–	–	–	–	–	–	–	1	–	–	–	–	–	–	–
3319	1	–	–	–	–	–	1	–	–	–	–	–	–	–	–	–	–	–
3321	–	2	1	–	–	–	–	1	1	–	1	–	–	–	–	–	–	–
3329	2	3	6	–	–	1	2	3	3	–	–	2	–	–	–	–	–	–
3511	21	6	7	3	–	1	18	6	4	–	–	2	–	–	–	–	–	–
3512	–	4	1	–	–	–	–	3	1	–	1	–	–	–	–	–	–	–
3514	14	23	45	1	–	–	11	23	43	1	–	2	1	–	–	–	–	–
3600	29	39	36	1	6	2	24	30	33	4	2	1	–	–	–	–	1	–
3702	2	4	–	–	–	–	1	3	–	–	–	–	1	–	–	–	1	–
3811	274	252	211	1	1	–	244	235	192	27	14	18	2	2	–	–	–	1
3812	2	2	3	1	–	–	1	2	3	–	–	–	–	–	–	–	–	–
3821	–	4	–	–	–	–	–	2	–	–	2	–	–	–	–	–	–	–
3831	4	5	–	–	–	–	2	4	–	1	1	–	1	–	–	–	–	–
3832	1	1	–	–	–	–	–	1	–	1	–	–	–	–	–	–	–	–

Capítulo 56 - Distrito Federal

56.1 - Quantidade de acidentes do trabalho liquidados, por consequência, segundo a Classificação Nacional de Atividades Econômicas (CNAE), no Distrito Federal - 2014/2016

(continuação)

CNAE	QUANTIDADE DE ACIDENTES DO TRABALHO LIQUIDADOS																	
	Total			Consequência														
				Assistência Médica			Menos de 15 dias			Mais de 15 dias			Incapacidade Permanente			Óbito		
	2014	2015	2016	2014	2015	2016	2014	2015	2016	2014	2015	2016	2014	2015	2016	2014	2015	2016
3839	49	50	79	–	–	–	33	26	24	14	24	54	–	–	–	2	–	1
4110	111	84	69	1	4	2	74	69	52	29	10	15	7	–	–	–	1	–
4120	417	272	257	15	9	8	289	200	188	92	59	58	20	2	–	1	2	3
4211	69	49	27	14	5	2	38	39	16	14	4	9	3	1	–	–	–	–
4212	3	1	1	–	–	–	–	–	1	1	1	–	2	–	–	–	–	–
4213	24	17	40	–	–	1	19	14	36	4	2	3	1	1	–	–	–	–
4221	125	69	55	–	–	–	38	21	26	81	47	27	5	–	–	1	1	2
4222	8	5	13	1	–	–	4	4	10	3	1	3	–	–	–	–	–	–
4292	4	2	5	–	–	–	1	2	5	2	–	–	1	–	–	–	–	–
4299	25	16	12	1	–	–	15	15	7	6	1	5	2	–	–	1	–	–
4311	–	–	1	–	–	–	–	–	1	–	–	–	–	–	–	–	–	–
4312	–	–	1	–	–	–	–	–	1	–	–	–	–	–	–	–	–	–
4313	3	3	6	–	–	–	1	3	5	2	–	1	–	–	–	–	–	–
4319	1	2	–	–	–	–	1	1	–	–	1	–	–	–	–	–	–	–
4321	51	58	52	1	–	2	38	53	42	10	5	8	1	–	–	1	–	–
4322	16	6	5	–	–	–	12	5	3	3	1	2	–	–	–	1	–	–
4329	25	7	11	–	–	1	21	7	9	3	–	1	1	–	–	–	–	–
4330	21	21	11	–	1	2	15	15	8	6	5	1	–	–	–	–	–	–
4391	15	5	8	–	–	–	12	4	6	2	1	2	–	–	–	1	–	–
4399	27	34	9	–	1	–	20	25	7	3	7	2	4	–	–	–	1	–
4511	61	47	48	1	1	2	47	31	32	11	15	14	1	–	–	1	–	–
4512	1	3	1	–	–	–	–	2	–	1	1	1	–	–	–	–	–	–
4520	15	13	16	–	–	–	4	8	9	8	4	7	3	1	–	–	–	–
4530	60	53	67	–	1	2	43	43	48	13	9	17	4	–	–	–	–	–
4541	4	7	6	–	–	–	2	7	3	2	–	3	–	–	–	–	–	–
4542	1	–	–	–	–	–	–	–	–	1	–	–	–	–	–	–	–	–
4543	–	2	–	–	–	–	–	–	–	–	2	–	–	–	–	–	–	–
4617	2	1	1	–	–	–	1	1	–	1	–	1	–	–	–	–	–	–
4619	2	1	–	–	–	–	2	1	–	–	–	–	–	–	–	–	–	–
4623	1	6	3	–	–	–	1	–	2	–	6	1	–	–	–	–	–	–
4631	7	6	2	–	–	–	5	4	2	2	2	–	–	–	–	–	–	–
4632	–	2	2	–	–	–	–	2	2	–	–	–	–	–	–	–	–	–
4633	9	5	11	–	–	1	4	4	7	5	1	3	–	–	–	–	–	–
4634	9	4	7	–	–	–	6	2	3	3	2	4	–	–	–	–	–	–
4635	26	24	25	2	5	4	20	19	11	3	–	10	1	–	–	–	–	–
4636	1	–	2	–	–	–	1	–	2	–	–	–	–	–	–	–	–	–
4637	15	7	20	–	–	–	13	7	17	2	–	3	–	–	–	–	–	–
4639	36	22	31	–	–	–	24	15	23	11	7	8	1	–	–	–	–	–
4641	2	–	1	–	–	–	1	–	–	–	–	1	–	–	–	1	–	–
4642	1	–	1	–	–	–	1	–	1	–	–	–	–	–	–	–	–	–
4644	4	4	10	–	–	–	3	3	7	1	1	3	–	–	–	–	–	–
4645	4	2	8	–	–	–	2	2	8	2	–	–	–	–	–	–	–	–
4646	–	1	2	–	1	–	–	–	2	–	–	–	–	–	–	–	–	–
4647	2	–	4	–	–	–	1	–	3	–	–	1	1	–	–	–	–	–
4649	4	4	7	–	–	–	2	2	5	2	2	2	–	–	–	–	–	–
4651	2	2	1	–	–	–	1	2	–	1	–	1	–	–	–	–	–	–
4652	–	–	1	–	–	–	–	–	1	–	–	–	–	–	–	–	–	–
4661	1	–	1	–	–	–	1	–	1	–	–	–	–	–	–	–	–	–
4662	–	2	–	–	–	–	–	2	–	–	–	–	–	–	–	–	–	–
4663	1	–	–	–	–	–	1	–	–	–	–	–	–	–	–	–	–	–
4664	1	–	1	–	–	–	1	–	1	–	–	–	–	–	–	–	–	–
4669	5	1	4	2	–	2	3	1	2	–	–	–	–	–	–	–	–	–
4671	–	1	1	–	–	–	–	1	1	–	–	–	–	–	–	–	–	–
4672	12	8	8	3	–	2	8	7	6	1	1	–	–	–	–	–	–	–
4673	3	–	–	–	–	–	3	–	–	–	–	–	–	–	–	–	–	–
4679	44	39	45	1	1	2	36	33	34	7	5	9	–	–	–	–	–	–
4681	5	3	3	–	1	–	3	2	2	–	–	1	2	–	–	–	–	–
4682	19	11	11	1	–	1	14	10	7	3	1	3	1	–	–	–	–	–
4687	9	4	11	–	–	–	4	3	8	3	1	3	2	–	–	–	–	–
4689	4	4	2	–	–	–	3	3	1	1	1	1	–	–	–	–	–	–
4691	11	17	10	2	–	–	7	13	6	2	3	3	–	–	1	–	1	–
4693	4	9	9	–	–	–	3	5	6	–	4	3	1	–	–	–	–	–
4711	227	287	279	–	1	2	188	237	218	36	49	59	3	–	–	–	–	–
4712	18	16	23	–	–	–	11	12	16	5	4	6	–	–	–	2	–	1
4713	4	2	8	–	–	–	2	1	4	1	1	3	1	–	–	–	–	1
4721	23	29	22	–	–	–	12	20	19	6	9	3	3	–	–	2	–	–
4722	7	11	11	–	–	–	6	4	6	1	7	5	–	–	–	–	–	–
4723	10	6	2	1	–	–	6	4	–	3	2	2	–	–	–	–	–	–
4724	8	3	19	–	–	–	8	3	13	–	–	6	–	–	–	–	–	–
4729	13	15	18	–	–	1	6	11	11	7	3	6	–	–	–	–	1	–
4731	44	36	35	2	4	4	26	27	26	13	5	5	1	–	–	2	–	–
4732	1	1	–	–	–	–	1	1	–	–	–	–	–	–	–	–	–	–
4741	–	3	4	–	–	–	–	2	2	–	1	2	–	–	–	–	–	–
4742	1	–	1	–	–	–	–	–	1	1	–	–	–	–	–	–	–	–
4743	11	8	1	1	–	–	7	5	–	1	3	1	–	–	–	2	–	–
4744	104	78	62	1	3	1	67	53	41	34	22	19	2	–	–	–	–	1
4751	10	11	11	–	–	1	9	10	8	1	–	2	–	–	–	–	1	–

Capítulo 56 - Distrito Federal

56.1 - Quantidade de acidentes do trabalho liquidados, por consequência, segundo a Classificação Nacional de Atividades Econômicas (CNAE), no Distrito Federal - 2014/2016

(continuação)

CNAE	QUANTIDADE DE ACIDENTES DO TRABALHO LIQUIDADOS																	
	Total			Consequência														
				Assistência Médica			Menos de 15 dias			Mais de 15 dias			Incapacidade Permanente			Óbito		
	2014	2015	2016	2014	2015	2016	2014	2015	2016	2014	2015	2016	2014	2015	2016	2014	2015	2016
4752	4	3	8	–	–	–	1	3	5	2	–	3	1	–	–	–	–	–
4753	17	8	14	–	–	–	12	8	11	5	–	3	–	–	–	–	–	–
4754	17	9	13	–	–	–	6	7	10	11	2	3	–	–	–	–	–	–
4755	5	5	5	–	–	–	–	4	2	5	1	3	–	–	–	–	–	–
4757	2	1	–	–	–	–	2	1	–	–	–	–	–	–	–	–	–	–
4759	4	3	6	–	–	–	1	2	3	3	1	3	–	–	–	–	–	–
4761	9	8	3	1	–	–	4	7	2	3	1	1	1	–	–	–	–	–
4763	9	8	–	–	–	–	7	6	–	2	2	–	–	–	–	–	–	–
4771	20	26	36	1	2	5	12	20	29	7	4	2	–	–	–	–	–	–
4772	10	6	7	2	–	2	7	5	4	1	1	1	–	–	–	–	–	–
4773	2	–	2	–	–	–	2	–	2	–	–	–	–	–	–	–	–	–
4774	2	5	4	–	–	–	1	3	2	1	2	2	–	–	–	–	–	–
4781	42	33	21	5	4	6	28	25	14	8	4	1	1	–	–	–	–	–
4782	7	5	18	–	2	1	3	2	10	4	1	7	–	–	–	–	–	–
4783	–	1	–	–	–	–	–	1	–	–	–	–	–	–	–	–	–	–
4784	3	7	3	–	–	–	–	6	3	3	1	–	–	–	–	–	–	–
4785	–	–	2	–	–	–	–	–	2	–	–	–	–	–	–	–	–	–
4789	36	23	30	2	3	–	23	17	21	9	3	9	1	–	–	1	–	–
4911	–	–	1	–	–	1	–	–	–	–	–	–	–	–	–	–	–	–
4912	28	25	9	–	3	–	27	21	9	1	1	–	–	–	–	–	–	–
4921	104	102	153	4	3	3	62	77	102	24	22	48	13	–	–	1	–	–
4922	10	2	7	–	–	–	1	1	4	4	1	3	5	–	–	–	–	–
4923	2	4	4	–	–	1	1	–	3	1	4	–	–	–	–	–	–	–
4924	3	1	2	–	1	–	3	–	2	–	–	–	–	–	–	–	–	–
4929	9	4	3	–	–	–	2	3	1	5	1	2	2	–	–	–	–	–
4930	108	79	86	9	3	3	61	56	50	30	20	32	4	–	1	4	–	–
4940	–	1	–	–	1	–	–	–	–	–	–	–	–	–	–	–	–	–
5030	1	4	–	–	–	–	–	–	–	–	4	–	1	–	–	–	–	–
5111	101	69	66	6	3	3	76	58	58	19	8	5	–	–	–	–	–	–
5112	6	1	1	–	–	–	3	–	1	3	1	–	–	–	–	–	–	–
5120	–	–	1	–	–	–	–	–	–	–	–	1	–	–	–	–	–	–
5211	7	7	9	1	–	–	2	4	5	4	3	3	–	–	–	–	–	1
5212	15	8	1	–	–	–	3	–	1	10	8	–	2	–	–	–	–	–
5221	2	–	1	–	–	–	1	–	–	1	–	1	–	–	–	–	–	–
5223	9	2	6	1	1	–	4	1	6	3	–	–	1	–	–	–	–	–
5229	3	2	2	–	–	–	2	2	1	1	–	1	–	–	–	–	–	–
5232	2	–	–	–	–	–	–	–	–	1	–	–	1	–	–	–	–	–
5240	37	32	29	4	2	–	30	26	22	1	4	7	2	–	–	–	–	–
5250	5	15	7	1	1	–	4	13	4	–	1	3	–	–	–	–	–	–
5310	410	464	389	22	26	9	366	427	370	16	10	10	6	–	–	–	1	–
5320	26	25	22	–	–	1	12	14	14	12	11	7	2	–	–	–	–	–
5510	22	15	14	–	2	1	14	11	11	6	2	2	2	–	–	–	–	–
5590	–	1	2	–	–	1	–	1	1	–	–	–	–	–	–	–	–	–
5611	186	173	194	3	2	–	131	124	159	47	46	33	3	–	–	2	1	2
5612	1	1	–	–	–	–	–	1	–	1	–	–	–	–	–	–	–	–
5620	153	148	180	–	–	5	141	127	158	11	21	16	–	–	1	1	–	–
5812	1	2	–	–	–	–	1	1	–	–	1	–	–	–	–	–	–	–
5821	–	1	–	–	–	–	–	1	–	–	–	–	–	–	–	–	–	–
5822	16	14	11	2	–	–	11	11	8	3	3	3	–	–	–	–	–	–
5823	–	1	–	–	–	–	–	1	–	–	–	–	–	–	–	–	–	–
5829	1	1	1	–	–	–	–	1	–	1	–	1	–	–	–	–	–	–
5911	1	–	–	–	–	–	1	–	–	–	–	–	–	–	–	–	–	–
5912	–	1	–	–	–	–	–	1	–	–	–	–	–	–	–	–	–	–
5914	1	1	5	–	–	–	1	1	5	–	–	–	–	–	–	–	–	–
6010	2	–	–	–	–	–	–	–	–	2	–	–	–	–	–	–	–	–
6021	24	17	18	2	3	1	19	13	17	3	1	–	–	–	–	–	–	–
6022	2	1	–	–	–	–	1	–	–	1	1	–	–	–	–	–	–	–
6110	15	19	21	–	–	–	9	14	18	5	5	3	1	–	–	–	–	–
6120	14	12	10	1	–	–	12	10	9	1	2	1	–	–	–	–	–	–
6143	1	–	–	–	–	–	–	–	–	–	–	–	1	–	–	–	–	–
6190	3	3	2	–	–	–	1	1	1	2	2	1	–	–	–	–	–	–
6201	34	14	16	–	–	1	6	7	7	28	7	8	–	–	–	–	–	–
6202	–	1	2	–	–	–	–	1	2	–	–	–	–	–	–	–	–	–
6203	12	6	10	1	1	–	9	4	6	2	1	4	–	–	–	–	–	–
6204	31	31	28	3	3	4	21	26	20	4	2	4	1	–	–	2	–	–
6209	18	4	34	1	2	4	10	–	26	5	2	3	1	–	–	1	–	1
6311	3	5	6	–	–	–	1	3	6	2	2	–	–	–	–	–	–	–
6319	1	2	1	–	–	–	1	2	1	–	–	–	–	–	–	–	–	–
6391	–	1	–	–	–	–	–	1	–	–	–	–	–	–	–	–	–	–
6399	4	3	1	–	–	–	4	2	1	–	1	–	–	–	–	–	–	–
6410	3	2	1	–	–	–	3	2	1	–	–	–	–	–	–	–	–	–
6421	1	1	1	–	1	–	–	–	1	1	–	–	–	–	–	–	–	–
6422	225	246	142	35	35	4	172	200	125	10	9	12	8	2	1	–	–	–
6423	263	270	141	85	119	41	165	143	90	11	7	10	2	–	–	–	1	–
6424	1	1	3	–	–	–	1	1	2	–	–	1	–	–	–	–	–	–
6433	1	–	1	1	–	–	–	–	1	–	–	–	–	–	–	–	–	–
6435	3	2	4	–	–	–	3	1	2	–	1	2	–	–	–	–	–	–

Capítulo 56 - Distrito Federal

56.1 - Quantidade de acidentes do trabalho liquidados, por consequência, segundo a Classificação Nacional de Atividades Econômicas (CNAE), no Distrito Federal - 2014/2016

(continuação)

CNAE	QUANTIDADE DE ACIDENTES DO TRABALHO LIQUIDADOS																	
	Total			Consequência														
				Assistência Médica			Menos de 15 dias			Mais de 15 dias			Incapacidade Permanente			Óbito		
	2014	2015	2016	2014	2015	2016	2014	2015	2016	2014	2015	2016	2014	2015	2016	2014	2015	2016
6436	2	–	–	1	–	–	1	–	–	–	–	–	–	–	–	–	–	–
6450	–	–	1	–	–	–	–	–	1	–	–	–	–	–	–	–	–	–
6462	4	4	6	1	–	3	2	3	3	–	1	–	–	–	–	1	–	–
6463	1	1	1	–	–	–	1	1	1	–	–	–	–	–	–	–	–	–
6491	–	–	1	–	–	–	–	–	–	–	–	1	–	–	–	–	–	–
6493	1	–	3	–	–	–	–	–	3	–	–	–	1	–	–	–	–	–
6499	1	–	–	–	–	–	1	–	–	–	–	–	–	–	–	–	–	–
6511	–	–	1	–	–	–	–	–	1	–	–	–	–	–	–	–	–	–
6512	1	–	2	–	–	–	1	–	2	–	–	–	–	–	–	–	–	–
6541	6	5	17	–	–	1	4	3	14	2	2	2	–	–	–	–	–	–
6550	22	26	30	4	4	2	18	19	26	–	3	2	–	–	–	–	–	–
6611	–	1	–	–	–	–	–	–	–	–	1	–	–	–	–	–	–	–
6612	1	2	–	–	–	–	1	2	–	–	–	–	–	–	–	–	–	–
6613	1	–	2	–	–	–	–	–	2	1	–	–	–	–	–	–	–	–
6619	–	1	–	–	–	–	–	1	–	–	–	–	–	–	–	–	–	–
6621	2	5	7	–	–	–	–	1	2	2	4	5	–	–	–	–	–	–
6622	3	12	4	2	1	–	1	9	4	–	2	–	–	–	–	–	–	–
6629	2	1	–	–	–	–	1	1	–	1	–	–	–	–	–	–	–	–
6630	1	–	–	–	–	–	–	–	–	1	–	–	–	–	–	–	–	–
6810	19	14	18	1	2	1	14	9	10	2	3	7	1	–	–	1	–	–
6821	2	2	6	–	–	–	1	2	5	1	–	1	–	–	–	–	–	–
6822	5	10	10	2	1	–	2	9	8	1	–	2	–	–	–	–	–	–
6911	4	1	4	–	–	–	2	1	4	1	–	–	1	–	–	–	–	–
6912	4	2	1	–	–	–	4	2	1	–	–	–	–	–	–	–	–	–
6920	20	13	14	1	1	–	13	10	9	6	2	5	–	–	–	–	–	–
7010	2	2	–	–	–	–	–	1	–	2	1	–	–	–	–	–	–	–
7020	11	12	8	–	1	–	8	10	7	3	1	1	–	–	–	–	–	–
7111	1	–	–	–	–	–	1	–	–	–	–	–	–	–	–	–	–	–
7112	52	35	35	3	4	1	31	26	24	16	5	10	2	–	–	–	–	–
7119	6	5	4	1	–	2	4	5	2	1	–	–	–	–	–	–	–	–
7120	2	1	2	–	–	–	2	1	2	–	–	–	–	–	–	–	–	–
7210	27	22	28	6	10	11	18	11	15	1	1	2	1	–	–	1	–	–
7220	1	–	–	–	–	–	–	–	–	1	–	–	–	–	–	–	–	–
7311	1	6	2	–	–	–	–	6	1	1	–	1	–	–	–	–	–	–
7312	2	5	2	–	–	–	2	5	2	–	–	–	–	–	–	–	–	–
7319	6	6	7	–	–	–	3	3	7	3	2	–	–	–	–	–	1	–
7320	1	–	2	–	–	1	1	–	1	–	–	–	–	–	–	–	–	–
7410	–	2	1	–	–	–	–	1	1	–	1	–	–	–	–	–	–	–
7420	1	3	1	–	–	–	–	2	–	1	1	1	–	–	–	–	–	–
7490	6	5	7	–	1	1	6	4	–	–	–	6	–	–	–	–	–	–
7500	–	–	2	–	–	–	–	–	1	–	–	–	–	–	–	–	–	1
7711	11	2	9	2	–	1	6	2	6	2	–	2	1	–	–	–	–	–
7721	–	1	1	–	–	–	–	1	–	–	–	1	–	–	–	–	–	–
7723	–	5	–	–	1	–	–	2	–	–	2	–	–	–	–	–	–	–
7729	1	1	1	–	–	–	–	–	1	1	1	–	–	–	–	–	–	–
7731	1	–	–	–	–	–	–	–	–	1	–	–	–	–	–	–	–	–
7732	22	13	9	1	2	–	15	4	7	4	7	2	2	–	–	–	–	–
7733	4	6	–	–	–	–	1	2	–	3	4	–	–	–	–	–	–	–
7739	7	5	8	–	–	–	3	5	6	4	–	2	–	–	–	–	–	–
7740	–	1	–	–	–	–	–	–	–	–	1	–	–	–	–	–	–	–
7810	16	20	10	–	1	1	12	16	6	2	3	3	2	–	–	–	–	–
7820	43	31	22	1	–	–	29	27	16	11	4	5	1	–	–	1	–	1
7830	18	39	52	1	2	3	9	20	16	6	17	33	2	–	–	–	–	–
7911	2	26	9	–	4	–	1	21	8	–	–	1	1	–	–	–	1	–
7990	–	1	1	–	–	–	–	1	1	–	–	–	–	–	–	–	–	–
8011	75	68	71	3	1	1	45	35	36	22	31	34	5	–	–	–	1	–
8012	41	41	39	2	–	–	30	30	27	9	11	12	–	–	–	–	–	–
8020	1	–	4	–	–	–	–	–	4	1	–	–	–	–	–	–	–	–
8030	10	2	–	–	1	–	–	–	–	9	1	–	1	–	–	–	–	–
8111	2	11	8	–	–	–	1	7	4	1	4	4	–	–	–	–	–	–
8112	93	108	115	4	9	7	75	81	91	14	17	15	–	–	–	–	1	2
8121	132	104	120	5	2	6	84	67	65	32	35	48	11	–	1	–	–	–
8122	2	–	–	–	–	–	–	–	–	2	–	–	–	–	–	–	–	–
8129	16	11	27	7	1	10	8	9	14	1	1	3	–	–	–	–	–	–
8211	29	50	43	2	2	4	16	34	26	10	14	13	1	–	–	–	–	–
8219	10	5	5	–	–	–	7	4	4	–	1	1	3	–	–	–	–	–
8220	62	61	101	–	–	2	58	39	76	4	22	23	–	–	–	–	–	–
8230	12	11	7	–	1	–	8	6	6	3	4	1	1	–	–	–	–	–
8291	5	3	4	–	–	–	3	2	3	2	1	1	–	–	–	–	–	–
8292	1	–	–	–	–	–	1	–	–	–	–	–	–	–	–	–	–	–
8299	30	31	26	–	1	1	19	18	14	10	12	11	1	–	–	–	–	–
8411	92	90	79	10	7	5	62	60	41	15	20	32	5	–	1	–	3	–
8412	–	1	–	–	–	–	–	1	–	–	–	–	–	–	–	–	–	–
8413	–	1	4	–	–	1	–	1	3	–	–	–	–	–	–	–	–	–
8422	4	2	–	–	–	–	2	–	–	2	2	–	–	–	–	–	–	–
8423	1	3	1	–	2	–	1	1	1	–	–	–	–	–	–	–	–	–
8424	1	2	4	–	–	–	1	–	2	–	2	2	–	–	–	–	–	–

Capítulo 56 - Distrito Federal

56.1 - Quantidade de acidentes do trabalho liquidados, por consequência, segundo a Classificação Nacional de Atividades Econômicas (CNAE), no Distrito Federal - 2014/2016

(conclusão)

CNAE	QUANTIDADE DE ACIDENTES DO TRABALHO LIQUIDADOS																	
	Total			Consequência														
				Assistência Médica			Menos de 15 dias			Mais de 15 dias			Incapacidade Permanente			Óbito		
	2014	2015	2016	2014	2015	2016	2014	2015	2016	2014	2015	2016	2014	2015	2016	2014	2015	2016
8430	1	–	1	–	–	1	–	–	–	1	–	–	–	–	–	–	–	–
8511	66	106	110	–	–	1	6	12	5	59	94	104	1	–	–	–	–	–
8512	11	15	14	–	2	–	9	11	13	2	2	1	–	–	–	–	–	–
8513	59	51	49	2	5	5	48	38	39	8	8	5	1	–	–	–	–	–
8520	18	22	20	–	–	3	18	19	12	–	3	5	–	–	–	–	–	–
8531	47	53	45	1	7	3	40	36	37	5	10	5	1	–	–	–	–	–
8532	3	3	2	–	–	–	1	3	2	2	–	–	–	–	–	–	–	–
8533	2	3	1	1	–	1	1	3	–	–	–	–	–	–	–	–	–	–
8541	–	–	2	–	–	1	–	–	1	–	–	–	–	–	–	–	–	–
8542	1	–	–	–	–	–	1	–	–	–	–	–	–	–	–	–	–	–
8550	–	–	4	–	–	–	–	–	4	–	–	–	–	–	–	–	–	–
8591	3	2	–	–	–	–	2	2	–	1	–	–	–	–	–	–	–	–
8592	–	–	1	–	–	–	–	–	–	–	–	1	–	–	–	–	–	–
8593	3	–	–	–	–	–	2	–	–	1	–	–	–	–	–	–	–	–
8599	52	61	68	1	9	6	44	46	57	7	6	5	–	–	–	–	–	–
8610	826	803	707	309	295	255	488	469	408	29	39	44	–	–	–	–	–	–
8621	1	–	1	–	–	1	1	–	–	–	–	–	–	–	–	–	–	–
8630	15	25	26	3	6	10	11	19	15	1	–	1	–	–	–	–	–	–
8640	82	125	136	13	34	49	61	85	79	6	6	8	1	–	–	1	–	–
8650	10	7	3	–	2	–	8	5	2	2	–	1	–	–	–	–	–	–
8660	34	84	94	26	51	50	8	30	39	–	3	5	–	–	–	–	–	–
8690	5	3	3	3	1	–	2	2	3	–	–	–	–	–	–	–	–	–
8711	1	6	9	–	–	–	1	5	7	–	1	2	–	–	–	–	–	–
8712	3	2	–	–	–	–	3	2	–	–	–	–	–	–	–	–	–	–
8720	1	1	3	–	–	–	1	1	1	–	–	2	–	–	–	–	–	–
8730	1	–	–	–	–	–	1	–	–	–	–	–	–	–	–	–	–	–
8800	54	56	60	–	1	4	47	45	47	6	10	9	1	–	–	–	–	–
9001	1	1	1	–	–	–	–	1	–	1	–	1	–	–	–	–	–	–
9103	–	1	–	–	–	–	–	1	–	–	–	–	–	–	–	–	–	–
9311	1	–	–	–	–	–	–	–	–	–	–	–	1	–	–	–	–	–
9312	2	7	–	–	–	–	1	5	–	1	2	–	–	–	–	–	–	–
9313	6	8	14	–	–	–	5	6	9	1	2	5	–	–	–	–	–	–
9319	4	1	1	–	–	–	–	1	–	4	–	1	–	–	–	–	–	–
9321	4	–	–	–	–	–	2	–	–	2	–	–	–	–	–	–	–	–
9329	5	4	6	–	–	1	1	3	5	4	1	–	–	–	–	–	–	–
9411	4	2	5	2	–	–	2	2	5	–	–	–	–	–	–	–	–	–
9412	5	3	5	–	–	1	5	3	4	–	–	–	–	–	–	–	–	–
9420	7	7	7	–	–	–	6	5	4	1	2	3	–	–	–	–	–	–
9430	39	44	26	3	3	1	26	34	18	9	6	6	1	–	1	–	1	–
9491	15	16	14	1	–	–	11	16	11	3	–	3	–	–	–	–	–	–
9492	–	1	–	–	–	–	–	–	–	–	1	–	–	–	–	–	–	–
9499	22	45	30	1	1	2	17	41	24	3	3	4	1	–	–	–	–	–
9511	7	2	1	1	–	–	3	2	1	3	–	–	–	–	–	–	–	–
9512	5	2	1	1	–	–	4	2	1	–	–	–	–	–	–	–	–	–
9521	4	1	–	–	–	–	1	1	–	3	–	–	–	–	–	–	–	–
9529	2	–	1	–	–	–	1	–	1	1	–	–	–	–	–	–	–	–
9601	10	7	15	–	–	2	5	4	9	3	3	4	2	–	–	–	–	–
9602	3	4	3	–	–	–	1	3	3	2	1	–	–	–	–	–	–	–
9603	2	3	3	–	–	–	2	2	2	–	1	1	–	–	–	–	–	–
9609	3	1	5	–	–	1	1	–	4	2	1	–	–	–	–	–	–	–
9900	5	13	15	–	–	1	4	12	11	1	1	3	–	–	–	–	–	–
Ignorado	1.809	857	1.088	2	–	1	14	14	10	1.730	668	883	63	173	194	–	2	–

Fonte: DATAPREV, CAT, SUB.
Nota: Os dados são preliminares, estando sujeitos a correções.

Capítulo 56 - Distrito Federal

56.2 - Quantidade mensal de acidentes do trabalho liquidados, por consequência, no Distrito Federal - 2014/2016

MESES	QUANTIDADE DE ACIDENTES DO TRABALHO LIQUIDADOS																	
	Total			Consequência														
				Assistência Médica			Menos de 15 dias			Mais de 15 dias			Incapacidade Permanente			Óbito		
	2014	2015	2016	2014	2015	2016	2014	2015	2016	2014	2015	2016	2014	2015	2016	2014	2015	2016
TOTAL	**9.112**	**7.713**	**7.644**	**739**	**777**	**634**	**4.866**	**4.888**	**4.555**	**3.190**	**1.837**	**2.231**	**279**	**183**	**203**	**38**	**28**	**21**
Janeiro	718	725	592	42	84	62	343	409	351	303	217	168	28	13	10	2	2	1
Fevereiro	800	564	613	44	52	46	465	336	359	264	161	184	24	14	22	3	1	2
Março	825	719	730	62	68	49	456	454	418	278	175	215	24	19	46	5	3	2
Abril	750	650	672	44	86	55	402	401	373	276	136	225	22	23	17	6	4	2
Maio	793	614	694	53	64	60	431	397	396	292	139	212	15	12	23	2	2	3
Junho	692	675	653	41	72	43	368	450	402	266	131	195	16	17	11	1	5	2
Julho	745	708	619	62	71	54	394	442	371	265	177	182	23	16	10	1	2	2
Agosto	796	683	722	86	56	52	394	466	440	286	152	208	27	7	22	3	2	–
Setembro	891	623	661	97	51	58	453	425	365	302	136	224	34	9	12	5	2	2
Outubro	810	644	622	83	72	64	409	397	386	281	154	161	35	20	9	2	1	2
Novembro	674	599	535	64	52	49	379	391	341	207	137	132	21	17	11	3	2	2
Dezembro	618	509	531	61	49	42	372	320	353	170	122	125	10	16	10	5	2	1

Fonte: DATAPREV, CAT, SUB.
Nota: Os dados são preliminares, estando sujeitos a correções.

DISTRIBUIÇÃO DE ACIDENTES DO TRABALHO LIQUIDADOS, POR CONSEQUÊNCIA, NO DISTRITO FEDERAL - 2016

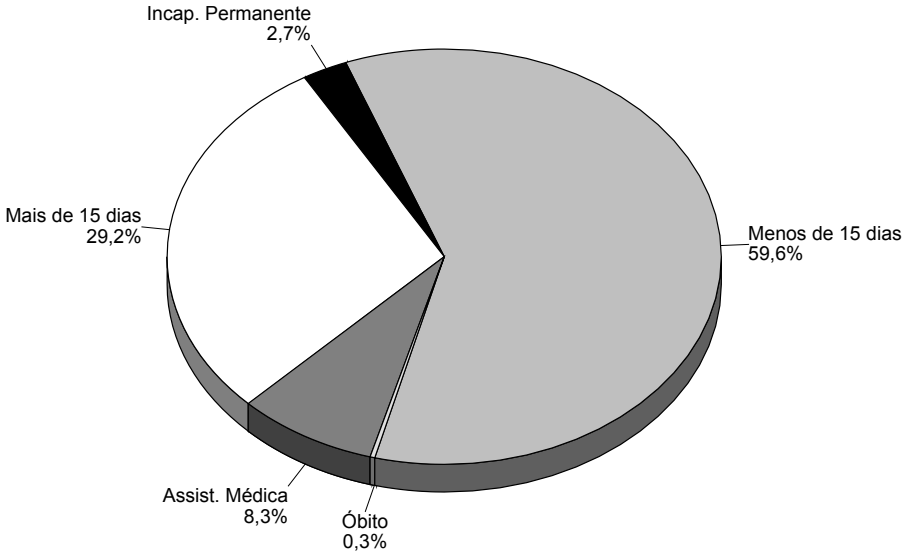

Fonte: DATAPREV, CAT, SUB.

Subseção C - Acidentes do Trabalho Segundo a CID

Nesta subseção são apresentadas informações sobre acidentes do trabalho segundo a Classificação Internacional de Doenças – CID e extraídas do Sistema de Comunicação de Acidentes do Trabalho. Cabe destacar que, de forma análoga a Subseção A, foi necessário alterar as tabelas dessa subseção em função da nova metodologia de caracterização de benefícios acidentários, contabilizando, assim, os benefícios sem CAT. Não houve problema na captação da variável CID, pois essa variável está presente em todos os benefícios concedidos, quer tenham ou não CAT registrada.

Para maiores esclarecimentos sobre os conceitos envolvidos na nova metodologia de caracterização de benefícios acidentários, ver texto da Subseção A.

A CID é periodicamente revisada pela Organização Mundial da Saúde – OMS. Sua versão mais recente resulta da 10ª Revisão da Classificação Internacional de Doenças e passou a ter a seguinte denominação: Classificação Estatística Internacional de Doenças e Problemas Relacionados à Saúde. Na prática, é conhecida como CID-10. A CID-10 adota um código alfanumérico composto por uma letra e até quatro caracteres numéricos. Cada capítulo da CID-10 é identificado por uma letra, como por exemplo, seu Capítulo V identificado pela letra F. ou seja, toda vez que um código da CID-10 se inicie pela letra F, aquela categoria diagnóstica identifica um transtorno mental ou de comportamento.

Com base no compromisso assumido pelo governo brasileiro, quando da realização da 43ª Assembléia Mundial de Saúde, o Ministério da Saúde, por intermédio da Portaria no 1.311, de 12 de setembro de 1997, determinou a utilização da CID-10, a partir da competência de janeiro de 1998, em todo o território nacional. No entanto, a implantação na Previdência Social só foi efetuada em dezembro de 1998.

O uso da CID-10 pelo INSS permitiu padronizar a classificação de doenças em relação às demais instituições de saúde, que já a haviam implantado, e representou agilidade nas rotinas de trabalho, gerando melhorias na qualidade dos serviços prestados aos segurados, ou seja, a perícia médica melhorou sua articulação com a área de reabilitação profissional e serviço social na busca da recuperação da capacidade laborativa do segurado e de sua inserção no mercado de trabalho.

Nessa subseção são apresentadas informações sobre a quantidade de acidentes do trabalho, por situação do registro e motivo do acidente, segundo CID-10 para os anos, 2014 a 2016.

Capítulo 57 - Brasil e Grandes Regiões

57.1 - Quantidade de acidentes do trabalho, por situação de registro e motivo, segundo os 200 códigos da Classificação Internacional de Doenças - CID-10 mais incidentes, no Brasil - 2014

(continua)

CID 10	QUANTIDADE DE ACIDENTES DO TRABALHO					
	Total	Com CAT Registrada				Sem CAT Registrada
		Total	Motivo			
			Típico	Trajeto	Doença do Trabalho	
TOTAL	**712.302**	**564.283**	**430.454**	**116.230**	**17.599**	**148.019**
S61 : Ferimento do punho e da mão	68.017	64.688	63.026	1.573	89	3.329
S62 : Fratura ao nível do punho e da mão	47.701	38.420	31.804	6.515	101	9.281
S60 : Traumatismo superficial do punho e da mão	33.590	32.639	29.019	3.560	60	951
M54 : Dorsalgia	32.975	13.522	10.356	1.979	1.187	19.453
S93 : Luxação, entorse e distensão das articulações e ligamentos ao nível do tornozelo e pé	30.269	27.997	19.211	8.734	52	2.272
S82 : Fratura da perna, incluindo tornozelo	24.803	17.579	7.815	9.701	63	7.224
S92 : Fratura do pé (exceto do tornozelo)	22.121	16.994	11.675	5.265	54	5.127
M75 : Lesões do ombro	21.008	6.342	1.791	400	4.151	14.666
S80 : Traumatismo superficial da perna	18.946	18.093	11.494	6.558	41	853
S52 : Fratura do antebraço	18.346	13.308	7.690	5.576	42	5.038
S90 : Traumatismo superficial do tornozelo e do pé	17.207	16.551	12.974	3.553	24	656
S01 : Ferimento da cabeça	12.529	12.378	11.144	1.217	17	151
S42 : Fratura do ombro e do braço	12.434	8.940	3.137	5.762	41	3.494
Z20 : Contato com e exposição a doenças transmissíveis	11.626	11.620	11.498	13	109	6
M65 : Sinovite e tenossinovite	11.382	3.929	1.437	290	2.202	7.453
T14 : Traumatismo de região não especificada do corpo	11.108	10.888	8.075	2.793	20	220
S83 : Luxação, entorse e distensão das articulações e dos ligamentos do joelho	10.628	8.131	5.802	2.222	107	2.497
F43 : Reações ao "stress" grave e transtornos de adaptação	9.217	6.278	5.332	335	611	2.939
S81 : Ferimento da perna	8.967	8.205	5.946	2.250	9	762
S68 : Amputação traumática ao nível do punho e da mão	7.885	5.747	5.578	145	24	2.138
S40 : Traumatismo superficial do ombro e do braço	7.800	7.490	4.911	2.552	27	310
S91 : Ferimentos do tornozelo e do pé	7.569	6.652	5.611	1.029	12	917
M25 : Outros transtornos articulares não classificados em outra parte	7.105	5.070	3.581	1.346	143	2.035
T07 : Traumatismos múltiplos não especificados	6.760	6.435	2.818	3.610	7	325
S50 : Traumatismo superficial do cotovelo e do antebraço	6.363	6.174	4.474	1.685	15	189
S43 : Luxação, entorse e distensão das articulações e dos ligamentos da cintura escapular	6.318	4.984	3.050	1.868	66	1.334
S51 : Ferimento do antebraço	6.296	6.057	5.427	624	6	239
G56 : Mononeuropatias dos membros superiores	6.164	1.270	192	16	1.062	4.894
M51 : Outros transtornos de discos intervertebrais	6.002	1.726	701	84	941	4.276
S63 : Luxação, entorse e distensão das articulações e ligamentos ao nível do punho e da mão	5.926	5.300	4.329	941	30	626
S00 : Traumatismo superficial da cabeça	5.690	5.634	4.690	939	5	56
T15 : Corpo estranho na parte externa do olho	5.210	5.191	5.112	68	11	19
T23 : Queimadura e corrosão do punho e da mão	5.032	4.869	4.816	39	14	163
S72 : Fratura do fêmur	4.414	3.145	1.160	1.977	8	1.269
M23 : Transtornos internos dos joelhos	4.258	1.838	1.259	450	129	2.420
S32 : Fratura da coluna lombar e da pelve	4.087	3.018	1.768	1.235	15	1.069
S06 : Traumatismo intracraniano	4.034	3.279	1.905	1.353	21	755
S22 : Fratura de costela(s), esterno e coluna torácica	3.984	2.899	1.933	956	10	1.085
M77 : Outras entesopatias	3.953	1.113	377	68	668	2.840
S20 : Traumatismo superficial do tórax	3.800	3.628	2.542	1.085	1	172
T00 : Traumatismos superficiais envolvendo múltiplas regiões do corpo	3.743	3.659	1.586	2.068	5	84
F32 : Episódios depressivos	3.666	611	150	22	439	3.055
S30 : Traumatismo superficial do abdome, do dorso e da pelve	3.523	3.393	2.543	840	10	130
M79 : Outros transtornos dos tecidos moles, não classificados em outra parte	3.522	2.989	2.183	712	94	533
S70 : Traumatismo superficial do quadril e da coxa	3.290	3.188	2.243	938	7	102
F41 : Outros transtornos ansiosos	3.264	1.060	652	57	351	2.204
S66 : Traumatismo de músculo e tendão ao nível do punho e da mão	3.202	2.233	2.075	143	15	969
T30 : Queimadura e corrosão, parte não especificada do corpo	3.092	2.921	2.865	48	8	171
Z57 : Exposição ocupacional a fatores de risco	3.082	3.078	3.029	7	42	4
S41 : Ferimento do ombro e do braço	2.882	2.802	2.292	508	2	80
S02 : Fratura do crânio e dos ossos da face	2.832	2.349	1.499	846	4	483
Z04 : Exame e observação por outras razões	2.744	2.740	2.565	154	21	4
T22 : Queimadura e corrosão do ombro e membro superior, exceto punho e mão	2.667	2.599	2.562	33	4	68
S05 : Traumatismo do olho e da órbita ocular	2.625	2.294	2.196	94	4	331
K40 : Hérnia inguinal	2.465	197	74	1	122	2.268
T11 : Outros traumatismos de membro superior, nível não especificado	2.313	2.241	1.862	369	10	72
S69 : Outros traumatismos e os não especificados do punho e da mão	2.243	2.063	1.864	189	10	180
S09 : Outros traumatismos da cabeça e os não especificados	2.219	2.132	1.558	570	4	87
T13 : Outros traumatismos de membro inferior, nível não especificado	2.118	1.992	1.417	571	4	126
Z65 : Problemas relacionados com outras circunstâncias psicossociais	2.094	2.091	2.056	30	5	3
S67 : Lesão por esmagamento do punho e da mão	2.060	1.850	1.800	47	3	210
T01 : Ferimentos envolvendo múltiplas regiões do corpo	2.042	1.965	922	1.041	2	77
S71 : Ferimento do quadril e da coxa	1.812	1.669	1.472	195	2	143
W54 : Mordedura ou golpe provocado por cão	1.808	1.795	1.551	243	1	13
H16 : Ceratite	1.795	1.655	1.619	23	13	140
Z00 : Exame geral e investigação de pessoas sem queixas ou diagnóstico relatado	1.774	1.762	1.447	311	4	12

Capítulo 57 - Brasil e Grandes Regiões

57.1 - Quantidade de acidentes do trabalho, por situação de registro e motivo, segundo os 200 códigos da Classificação Internacional de Doenças - CID-10 mais incidentes, no Brasil - 2014

(continuação)

CID 10	QUANTIDADE DE ACIDENTES DO TRABALHO					
	Total	Com CAT Registrada				Sem CAT Registrada
		Total	Motivo			
			Típico	Trajeto	Doença do Trabalho	
M62 : Outros transtornos musculares	1.754	1.650	1.353	277	20	104
T25 : Queimadura e corrosão do tornozelo e do pé	1.651	1.518	1.466	48	4	133
T20 : Queimadura e corrosão da cabeça e pescoço	1.455	1.416	1.406	8	2	39
S33 : Luxação, entorse ou distensão das articulações e ligamentos da coluna lombar e pelve	1.405	1.318	1.055	240	23	87
T29 : Queimaduras e corrosões de múltiplas regiões do corpo	1.221	1.128	1.068	60	–	93
Y60 : Corte, punção, perfuração ou hemorragia acidentais dur. prest. cuidados méd./cirúrg.	1.191	1.190	1.176	8	6	1
H10 : Conjuntivite	1.183	1.118	1.100	10	8	65
I83 : Varizes dos membros inferiores	1.169	74	41	6	27	1.095
T26 : Queimadura e corrosão limitadas ao olho e seus anexos	1.126	1.100	1.091	8	1	26
S99 : Outros traumatismos e os não especificados do tornozelo e do pé	1.125	1.044	799	242	3	81
T24 : Queimadura e corrosão do quadril e membro inferior, exceto tornozelo e do pé	1.118	1.051	982	69	–	67
F33 : Transtorno depressivo recorrente	1.117	149	31	4	114	968
S53 : Luxação, entorse e distensão das articulações e dos ligamentos do cotovelo	1.115	938	639	297	2	177
Y69 : Acidente não especificado durante a prestação de cuidado médico e cirúrgico	1.100	1.099	1.096	1	2	1
R52 : Dor não classificada em outra parte	992	978	730	240	8	14
Y28 : Contato com objeto cortante ou penetrante, intenção não determinada	972	970	958	7	5	2
S86 : Traumatismos de músculo e de tendão ao nível da perna	949	670	464	198	8	279
K42 : Hérnia umbilical	930	65	20	–	45	865
V29 : Motociclista traumat. em outros acid. de transporte/acid de transporte não especif.	812	799	104	695	–	13
Z48 : Outro seguimento cirúrgico	804	797	734	58	5	7
S89 : Outros traumatismos e os não especificados da perna	799	736	475	260	1	63
S31 : Ferimento do abdome, do dorso e da pelve	766	695	590	102	3	71
T09 : Outros traumatismos de coluna e tronco, nível não especificado	763	739	509	228	2	24
M50 : Transtornos dos discos cervicais	762	354	101	45	208	408
M70 : Transtornos dos tecidos moles relacionados com o uso, uso excessivo e pressão	751	347	144	43	160	404
W57 : Mordeduras e picadas de inseto e de outros artrópodes, não-venenosos	749	748	714	32	2	1
T31 : Queimaduras classificadas segundo a extensão da superfície corporal atingida	746	686	643	41	2	60
W01 : Queda no mesmo nível por escorregão, tropeção ou passos em falsos [traspés]	743	739	597	140	2	4
S98 : Amputação traumática do tornozelo e do pé	732	488	418	66	4	244
S46 : Traumatismo de tendão e músculo ao nível do ombro e do braço	722	501	415	66	20	221
Y64 : Medicamentos ou substâncias biológicas contaminados	721	721	715	1	5	–
T21 : Queimadura e corrosão do tronco	711	652	645	7	–	59
H90 : Perda de audição por transtorno de condução e/ou neuro-sensorial	685	633	194	–	439	52
T92 : Seqüelas de traumatismos do membro superior	666	178	147	29	2	488
T81 : Complicações de procedimentos não classificadas em outra parte	647	639	622	13	4	8
S13 : Luxação, entorse ou distensão das articulações e dos ligamentos do pescoço	642	614	435	173	6	28
M53 : Outras dorsopatias não classificadas em outra parte	636	258	130	34	94	378
M17 : Gonartrose [artrose do joelho]	633	106	66	16	24	527
V89 : Acidente com um veículo a motor ou não-motorizado, tipo(s) de veículo(s) não espec.	623	622	150	470	2	1
T06 : Outros traumatismos envolvendo regiões múltiplas do corpo, não class. em outra parte	616	596	268	327	1	20
T02 : Fraturas envolvendo múltiplas regiões do corpo	611	505	209	291	5	106
S56 : Traumatismo do músculo e tendão ao nível do antebraço	598	502	436	65	1	96
V87 : Acidente de trânsito de tipo especif, mas desconhecido modo de transporte da vítima	598	591	137	454	–	7
S64 : Traumatismo de nervos ao nível do punho e da mão	586	478	439	32	7	108
M99 : Lesões biomecânicas não classificadas em outra parte	580	483	351	123	9	97
W45 : Penetração de corpo ou objeto estranho através da pele	576	570	561	9	–	6
S36 : Traumatismo de órgãos intra-abdominais	560	393	181	210	2	167
T63 : Efeito tóxico de contato com animais venenosos	559	416	401	12	3	143
X99 : Agressão por meio de objeto cortante ou penetrante	552	549	514	32	3	3
S10 : Traumatismo superficial do pescoço	552	538	346	190	2	14
T93 : Seqüelas de traumatismos do membro inferior	533	135	83	47	5	398
V01 : Pedestre traumatizado em colisão com um veículo a pedal	531	531	203	327	1	–
S29 : Outros traumatismos do tórax e os não especificados	528	469	315	154	–	59
S12 : Fratura do pescoço	517	383	195	183	5	134
S21 : Ferimento do tórax	500	464	365	98	1	36
H57 : Outros transtornos do olho e anexos	498	486	471	13	2	12
V09 : Pedestre traumatizado em outros acidentes de transporte e acid. de transp. não espec.	489	489	137	350	2	–
S59 : Outros traumatismos do antebraço e os não especificados	489	467	355	112	–	22
V23 : Motociclista traumatizado em colisão c/ automóvel [carro], "pick up" ou caminhonete	483	472	62	409	1	11
F31 : Transtorno afetivo bipolar	479	59	6	–	53	420
V28 : Motociclista traumatizado em um acidente de transporte sem colisão	469	464	67	395	2	5
M19 : Outras artroses	469	111	59	20	32	358
S49 : Outros traumatismos e os não especificados do ombro e do braço	460	428	301	126	1	32
A09 : Diarréia e gastroenterite de origem infecciosa presumível	454	453	201	1	251	1
R10 : Dor abdominal e pélvica	450	416	262	136	18	34
L23 : Dermatites alérgicas de contato	441	185	105	3	77	256
S97 : Lesão por esmagamento do tornozelo e do pé	429	380	339	41	–	49
S96 : Traumatismos do músculo e tendão ao nível do tornozelo e do pé	419	314	216	97	1	105

Capítulo 57 - Brasil e Grandes Regiões

57.1 - Quantidade de acidentes do trabalho, por situação de registro e motivo, segundo os 200 códigos da Classificação Internacional de Doenças - CID-10 mais incidentes, no Brasil - 2014

(conclusão)

CID 10	QUANTIDADE DE ACIDENTES DO TRABALHO					
	Total	Com CAT Registrada				Sem CAT Registrada
		Total	Motivo			
			Típico	Trajeto	Doença do Trabalho	
S14 : Traumatismo de nervos e da medula espinhal ao nível cervical	418	353	197	154	2	65
J45 : Asma	415	56	26	–	30	359
M22 : Transtornos da rótula [patela]	411	198	115	45	38	213
Y04 : Agressão por meio de força corporal	401	400	343	56	1	1
W19 : Queda sem especificação	395	389	254	135	–	6
M66 : Ruptura espontânea de sinóvia e de tendão	391	258	176	59	23	133
C44 : Outras neoplasias malignas da pele	386	72	56	12	4	314
A15 : Tuberculose respiratória, com confirmação bacteriológica e histológica	386	49	14	–	35	337
H83 : Outros transtornos do ouvido interno	383	361	49	2	310	22
M24 : Outras transtornos articulares específicos	383	247	168	62	17	136
Y65 : Outros acidentes durante a prestação de cuidados médicos e cirúrgicos	376	376	375	–	1	–
H11 : Outros transtornos da conjuntiva	363	348	331	16	1	15
R51 : Cefaléia	357	350	265	81	4	7
T78 : Efeitos adversos não classificados em outra parte	353	325	297	5	23	28
L02 : Abscesso cutâneo, furúnculo e antraz	342	262	226	23	13	80
W87 : Exposição a corrente elétrica não especificada	338	327	325	2	–	11
Z03 : Observação e avaliação médica por doenças e afecções suspeitas	338	202	158	38	6	136
M96 : Transtornos osteomusculares pós-procedimentos não classificados em outra parte	338	314	229	71	14	24
H18 : Outros transtornos da córnea	337	307	299	8	–	30
H54 : Cegueira e visão subnormal	334	130	112	9	9	204
W10 : Queda em ou de escadas ou degraus	333	326	296	30	–	7
H44 : Transtornos do globo ocular	317	287	285	2	–	30
M71 : Outras bursopatias	314	117	60	2	55	197
W50 : Golpe, pancada, pontapé, mordedura ou escoriação infligidos por outra pessoa	305	305	220	85	–	–
S39 : Outros traumatismos e os não especificados do abdome, do dorso e da pelve	300	266	182	84	–	34
R57 : Choque não classificado em outra parte	296	293	257	34	2	3
S73 : Luxação, entorse e distensão da articulação e dos ligamentos do quadril	294	239	135	102	2	55
T08 : Fratura da coluna, nível não especificado	285	234	152	82	–	51
S65 : Traumatismo de vasos sangüíneos ao nível do punho e da mão	283	266	244	17	5	17
M76 : Entesopatias dos membros inferiores, excluindo pé	281	157	96	23	38	124
Z54 : Convalescença	280	280	196	70	14	–
S27 : Traumatismo de outros órgãos intratorácicos e dos não especificados	280	217	123	94	–	63
T03 : Luxações, entorses e distensões envolvendo regiões múltiplas do corpo	279	275	172	102	1	4
T75 : Efeitos de outras causas externas	276	261	252	6	3	15
A05 : Outras intoxicações alimentares bacterianas	274	274	190	–	84	–
S23 : Luxação, entorse e distensão de articulações e dos ligamentos do tórax	273	258	205	52	1	15
M16 : Coxartrose [artrose do quadril]	272	49	27	3	19	223
W18 : Outras quedas no mesmo nível	264	264	206	58	–	–
S76 : Traumatismo de músculo e de tendão ao nível do quadril e da coxa	263	198	143	55	–	65
R69 : Causas desconhecidas e não especificadas de morbidade	263	261	218	42	1	2
I10 : Hipertensão essencial (primária)	259	57	36	15	6	202
T98 : Seqüelas de outros efeitos de causas externas e dos não especificados	259	82	61	18	3	177
T59 : Efeito tóxico de outros gases, fumaças e vapores	257	254	250	2	2	3
M43 : Outras dorsopatias deformantes	256	159	107	36	16	97
R07 : Dor de garganta e no peito	253	248	178	63	7	5
S11 : Ferimento do pescoço	253	241	187	52	2	12
W27 : Contato com ferramentas manuais sem motor	253	252	250	2	–	1
M67 : Outros transtornos das sinóvias e dos tendões	252	140	94	16	30	112
L24 : Dermatites de contato por irritantes	248	176	140	–	36	72
T10 : Fratura do membro superior, nível não especificado	246	212	147	65	–	34
M84 : Transtornos da continuidade do osso	238	110	75	24	11	128
T90 : Seqüelas de traumatismo da cabeça	238	176	123	53	–	62
S94 : Traumatismo dos nervos ao nível do tornozelo e do pé	236	206	159	46	1	30
L98 : Outras afecções da pele e do tecido subcutâneo não classificadas em outra parte	233	180	159	17	4	53
K25 : Úlcera gástrica	232	231	213	17	1	1
T12 : Fratura do membro inferior, nível não especificado	230	180	94	86	–	50
T04 : Traumatismos por esmagamento envolvendo múltiplas regiões do corpo	230	215	154	61	–	15
Z01 : Outros exames e investigações especiais de pessoas s/ queixa ou diagnóstico relatado	230	230	203	8	19	–
M15 : Poliartrose	225	131	81	26	24	94
W17 : Outras quedas de um nível a outro	224	222	176	46	–	2
F10 : Transtornos mentais e comportamentais devidos ao uso de álcool	218	16	8	2	6	202
M72 : Transtornos fibroblásticos	217	66	16	14	36	151
F40 : Transtornos fóbico-ansiosos	215	83	61	6	16	132
S79 : Outros traumatismos e os não especificados do quadril e da coxa	213	190	130	59	1	23
J38 : Doenças das cordas vocais e da laringe não classificadas em outra parte	212	33	5	–	28	179
M47 : Espondilose	212	43	26	3	14	169
Outros	29.771	22.668	16.403	4.824	1.441	7.103
Ignorado	1.102	127	94	23	10	975

Fonte: DATAPREV, CAT, SUB.
Nota: Os dados são preliminares, estando sujeitos a correções.

Capítulo 57 - Brasil e Grandes Regiões

57.2 - Quantidade de acidentes do trabalho, por situação de registro e motivo, segundo os 200 códigos da Classificação Internacional de Doenças - CID-10 mais incidentes, no Brasil - 2015

(continua)

CID 10	QUANTIDADE DE ACIDENTES DO TRABALHO					
	Total	Com CAT Registrada				Sem CAT Registrada
		Total	Motivo			
			Típico	Trajeto	Doença do Trabalho	
TOTAL	**622.379**	**507.753**	**385.646**	**106.721**	**15.386**	**114.626**
S61 : Ferimento do punho e da mão	60.060	57.831	56.268	1.482	81	2.229
S62 : Fratura ao nível do punho e da mão	38.722	31.504	25.851	5.551	102	7.218
S60 : Traumatismo superficial do punho e da mão	28.926	28.228	24.817	3.353	58	698
S93 : Luxação, entorse e distensão das articulações e ligamentos ao nível do tornozelo e pé	27.348	25.534	17.507	7.981	46	1.814
M54 : Dorsalgia	25.788	11.830	8.841	1.798	1.191	13.958
S82 : Fratura da perna, incluindo tornozelo	21.414	15.173	6.683	8.441	49	6.241
S92 : Fratura do pé (exceto do tornozelo)	18.855	14.680	10.120	4.518	42	4.175
S80 : Traumatismo superficial da perna	17.285	16.670	10.383	6.262	25	615
M75 : Lesões do ombro	17.128	5.450	1.517	366	3.567	11.678
S52 : Fratura do antebraço	16.105	11.777	6.788	4.964	25	4.328
S90 : Traumatismo superficial do tornozelo e do pé	15.528	15.074	11.574	3.484	16	454
Z20 : Contato com e exposição a doenças transmissíveis	12.870	12.862	12.722	19	121	8
S01 : Ferimento da cabeça	11.267	11.150	10.063	1.071	16	117
F43 : Reações ao "stress" grave e transtornos de adaptação	11.118	8.644	7.657	378	609	2.474
S42 : Fratura do ombro e do braço	10.826	7.904	2.761	5.119	24	2.922
T14 : Traumatismo de região não especificada do corpo	10.070	9.914	7.279	2.618	17	156
S83 : Luxação, entorse e distensão das articulações e dos ligamentos do joelho	9.534	7.348	5.221	2.026	101	2.186
M65 : Sinovite e tenossinovite	8.615	3.319	1.180	240	1.899	5.296
S81 : Ferimento da perna	7.804	7.259	5.248	2.004	7	545
S40 : Traumatismo superficial do ombro e do braço	7.050	6.819	4.389	2.407	23	231
M25 : Outros transtornos articulares não classificados em outra parte	6.706	5.258	3.662	1.478	118	1.448
S68 : Amputação traumática ao nível do punho e da mão	6.488	4.674	4.506	150	18	1.814
S91 : Ferimentos do tornozelo e do pé	6.432	5.791	4.896	886	9	641
T07 : Traumatismos múltiplos não especificados	6.199	5.977	2.665	3.302	10	222
S50 : Traumatismo superficial do cotovelo e do antebraço	5.812	5.675	4.051	1.618	6	137
S51 : Ferimento do antebraço	5.764	5.606	4.958	642	6	158
S43 : Luxação, entorse e distensão das articulações e dos ligamentos da cintura escapular	5.515	4.454	2.635	1.768	51	1.061
S00 : Traumatismo superficial da cabeça	5.144	5.095	4.226	861	8	49
G56 : Mononeuropatias dos membros superiores	5.033	1.134	163	16	955	3.899
S63 : Luxação, entorse e distensão das articulações e ligamentos ao nível do punho e da mão	5.027	4.517	3.691	808	18	510
M51 : Outros transtornos de discos intervertebrais	4.874	1.425	503	74	848	3.449
T23 : Queimadura e corrosão do punho e da mão	4.526	4.409	4.360	41	8	117
T15 : Corpo estranho na parte externa do olho	4.300	4.289	4.234	49	6	11
S72 : Fratura do fêmur	3.745	2.580	978	1.594	8	1.165
M23 : Transtornos internos dos joelhos	3.589	1.537	1.034	368	135	2.052
S32 : Fratura da coluna lombar e da pelve	3.498	2.580	1.531	1.042	7	918
Z57 : Exposição ocupacional a fatores de risco	3.409	3.404	3.378	12	14	5
S06 : Traumatismo intracraniano	3.351	2.740	1.589	1.134	17	611
M79 : Outros transtornos dos tecidos moles, não classificados em outra parte	3.334	2.988	2.157	750	81	346
S20 : Traumatismo superficial do tórax	3.319	3.198	2.236	957	5	121
T00 : Traumatismos superficiais envolvendo múltiplas regiões do corpo	3.316	3.255	1.425	1.828	2	61
S22 : Fratura de costela(s), esterno e coluna torácica	3.276	2.395	1.528	860	7	881
S30 : Traumatismo superficial do abdome, do dorso e da pelve	3.098	3.006	2.208	785	13	92
S70 : Traumatismo superficial do quadril e da coxa	3.091	2.994	1.982	1.008	4	97
F41 : Outros transtornos ansiosos	2.900	979	489	69	421	1.921
Z04 : Exame e observação por outras razões	2.858	2.851	2.711	120	20	7
F32 : Episódios depressivos	2.797	586	146	14	426	2.211
M77 : Outras entesopatias	2.778	917	296	59	562	1.861
S66 : Traumatismo de músculo e tendão ao nível do punho e da mão	2.633	1.859	1.719	130	10	774
T30 : Queimadura e corrosão, parte não especificada do corpo	2.603	2.474	2.407	63	4	129
T22 : Queimadura e corrosão do ombro e membro superior, exceto punho e mão	2.404	2.336	2.288	41	7	68
S41 : Ferimento do ombro e do braço	2.402	2.347	1.894	451	2	55
S05 : Traumatismo do olho e da órbita ocular	2.357	2.105	2.004	97	4	252
S02 : Fratura do crânio e dos ossos da face	2.353	1.998	1.242	751	5	355
T11 : Outros traumatismos de membro superior, nível não especificado	2.104	2.040	1.677	353	10	64
S09 : Outros traumatismos da cabeça e os não especificados	1.971	1.913	1.399	512	2	58
T01 : Ferimentos envolvendo múltiplas regiões do corpo	1.891	1.829	854	973	2	62
W54 : Mordedura ou golpe provocado por cão	1.879	1.870	1.600	267	3	9
Z00 : Exame geral e investigação de pessoas sem queixas ou diagnóstico relatado	1.857	1.851	1.508	336	7	6
S69 : Outros traumatismos e os não especificados do punho e da mão	1.839	1.698	1.547	143	8	141
K40 : Hérnia inguinal	1.795	197	74	3	120	1.598
T13 : Outros traumatismos de membro inferior, nível não especificado	1.782	1.707	1.154	547	6	75
S67 : Lesão por esmagamento do punho e da mão	1.684	1.510	1.463	41	6	174
M62 : Outros transtornos musculares	1.673	1.561	1.237	311	13	112
S71 : Ferimento do quadril e da coxa	1.525	1.446	1.242	203	1	79
T25 : Queimadura e corrosão do tornozelo e do pé	1.472	1.373	1.341	29	3	99

Capítulo 57 - Brasil e Grandes Regiões

57.2 - Quantidade de acidentes do trabalho, por situação de registro e motivo, segundo os 200 códigos da Classificação Internacional de Doenças - CID-10 mais incidentes, no Brasil - 2015

(continuação)

CID 10	QUANTIDADE DE ACIDENTES DO TRABALHO					
	Total	Com CAT Registrada				Sem CAT Registrada
		Total	Motivo			
			Típico	Trajeto	Doença do Trabalho	
H16 : Ceratite	1.406	1.330	1.318	10	2	76
R52 : Dor não classificada em outra parte	1.309	1.297	986	303	8	12
T20 : Queimadura e corrosão da cabeça e pescoço	1.308	1.280	1.260	19	1	28
S33 : Luxação, entorse ou distensão das articulações e ligamentos da coluna lombar e pelve	1.235	1.145	926	197	22	90
Z65 : Problemas relacionados com outras circunstâncias psicossociais	1.202	1.199	1.182	16	1	3
V29 : Motociclista traumat. em outros acid. de transporte/acid de transporte não especif.	1.136	1.125	125	999	1	11
Y60 : Corte, punção, perfuração ou hemorragia acidentais dur. prest. cuidados méd./cirúrg.	1.115	1.115	1.099	9	7	–
T29 : Queimaduras e corrosões de múltiplas regiões do corpo	1.062	982	938	43	1	80
S53 : Luxação, entorse e distensão das articulações e dos ligamentos do cotovelo	998	822	582	240	–	176
Y69 : Acidente não especificado durante a prestação de cuidado médico e cirúrgico	997	997	994	2	1	–
T26 : Queimadura e corrosão limitadas ao olho e seus anexos	997	983	981	–	2	14
F33 : Transtorno depressivo recorrente	973	194	47	4	143	779
T24 : Queimadura e corrosão do quadril e membro inferior, exceto tornozelo e do pé	972	927	875	49	3	45
S99 : Outros traumatismos e os não especificados do tornozelo e do pé	935	868	625	240	3	67
H10 : Conjuntivite	918	892	871	14	7	26
Y28 : Contato com objeto cortante ou penetrante, intenção não determinada	901	900	887	8	5	1
W01 : Queda no mesmo nível por escorregão, tropeção ou passos em falsos [traspés]	861	859	646	210	3	2
S86 : Traumatismos de músculo e de tendão ao nível da perna	861	622	453	166	3	239
Z48 : Outro seguimento cirúrgico	830	822	760	60	2	8
T09 : Outros traumatismos de coluna e tronco, nível não especificado	776	750	528	219	3	26
Y64 : Medicamentos ou substâncias biológicas contaminados	775	775	770	1	4	–
I83 : Varizes dos membros inferiores	740	66	33	2	31	674
W57 : Mordeduras e picadas de inseto e de outros artrópodes, não-venenosos	733	731	706	21	4	2
T21 : Queimadura e corrosão do tronco	693	656	648	7	1	37
H90 : Perda de audição por transtorno de condução e/ou neuro-sensorial	690	639	204	3	432	51
T81 : Complicações de procedimentos não classificadas em outra parte	658	647	630	14	3	11
K42 : Hérnia umbilical	641	56	17	–	39	585
V87 : Acidente de trânsito de tipo especif, mas desconhecido modo de transporte da vítima	640	638	160	477	1	2
S46 : Traumatismo de tendão e músculo ao nível do ombro e do braço	640	449	352	80	17	191
S31 : Ferimento do abdome, do dorso e da pelve	635	576	482	94	–	59
S89 : Outros traumatismos e os não especificados da perna	627	575	374	200	1	52
S13 : Luxação, entorse ou distensão das articulações e dos ligamentos do pescoço	623	596	374	217	5	27
M50 : Transtornos dos discos cervicais	595	307	100	25	182	288
T31 : Queimaduras classificadas segundo a extensão da superfície corporal atingida	590	550	526	21	3	40
T92 : Seqüelas de traumatismos do membro superior	577	174	135	33	6	403
V89 : Acidente com um veículo a motor ou não-motorizado, tipo(s) de veículo(s) não espec.	569	568	141	427	–	1
X99 : Agressão por meio de objeto cortante ou penetrante	544	532	488	39	5	12
T06 : Outros traumatismos envolvendo regiões múltiplas do corpo, não class. em outra parte	544	521	239	281	1	23
T02 : Fraturas envolvendo múltiplas regiões do corpo	535	447	191	256	–	88
M17 : Gonartrose [artrose do joelho]	526	96	53	21	22	430
M53 : Outras dorsopatias não classificadas em outra parte	517	239	131	31	77	278
W45 : Penetração de corpo ou objeto estranho através da pele	510	505	499	6	–	5
H57 : Outros transtornos do olho e anexos	506	499	486	12	1	7
V23 : Motociclista traumatizado em colisão c/ automóvel [carro], "pick up" ou caminhonete	499	488	58	429	1	11
M70 : Transtornos dos tecidos moles relacionados com o uso, uso excessivo e pressão	499	268	121	32	115	231
M99 : Lesões biomecânicas não classificadas em outra parte	496	429	306	113	10	67
V01 : Pedestre traumatizado em colisão com um veículo a pedal	496	494	164	327	3	2
S98 : Amputação traumática do tornozelo e do pé	494	301	250	48	3	193
Y04 : Agressão por meio de força corporal	492	488	407	80	1	4
V09 : Pedestre traumatizado em outros acidentes de transporte e acid. de transp. não espec.	491	490	123	365	2	1
S29 : Outros traumatismos do tórax e os não especificados	473	449	309	140	–	24
S12 : Fratura do pescoço	458	320	173	147	–	138
S56 : Traumatismo do músculo e tendão ao nível do antebraço	453	381	327	47	7	72
S10 : Traumatismo superficial do pescoço	451	443	308	135	–	8
T93 : Seqüelas de traumatismos do membro inferior	451	138	82	52	4	313
V28 : Motociclista traumatizado em um acidente de transporte sem colisão	450	445	57	388	–	5
S59 : Outros traumatismos do antebraço e os não especificados	443	426	323	102	1	17
F31 : Transtorno afetivo bipolar	435	50	5	1	44	385
W87 : Exposição a corrente elétrica não especificada	417	405	401	2	2	12
S21 : Ferimento do tórax	417	383	306	77	–	34
R10 : Dor abdominal e pélvica	413	382	238	135	9	31
S36 : Traumatismo de órgãos intra-abdominais	410	293	138	154	1	117
S64 : Traumatismo de nervos ao nível do punho e da mão	406	313	287	25	1	93
T63 : Efeito tóxico de contato com animais venenosos	405	310	303	7	–	95
Z54 : Convalescença	403	403	273	112	18	–
Y65 : Outros acidentes durante a prestação de cuidados médicos e cirúrgicos	396	396	396	–	–	–
S49 : Outros traumatismos e os não especificados do ombro e do braço	395	372	250	119	3	23
S97 : Lesão por esmagamento do tornozelo e do pé	395	351	311	39	1	44

Capítulo 57 - Brasil e Grandes Regiões

57.2 - Quantidade de acidentes do trabalho, por situação de registro e motivo, segundo os 200 códigos da Classificação Internacional de Doenças - CID-10 mais incidentes, no Brasil - 2015

(conclusão)

CID 10	QUANTIDADE DE ACIDENTES DO TRABALHO					
	Total	Com CAT Registrada				Sem CAT Registrada
		Total	Motivo			
			Típico	Trajeto	Doença do Trabalho	
H83 : Outros transtornos do ouvido interno	385	370	78	6	286	15
S96 : Traumatismos do músculo e tendão ao nível do tornozelo e do pé	372	279	190	89	–	93
W19 : Queda sem especificação	372	370	258	112	–	2
M19 : Outras artroses	372	104	54	17	33	268
M66 : Ruptura espontânea de sinóvia e de tendão	368	258	164	50	44	110
S14 : Traumatismo de nervos e da medula espinhal ao nível cervical	350	310	179	131	–	40
M22 : Transtornos da rótula [patela]	337	155	74	40	41	182
M24 : Outras transtornos articulares específicos	335	250	169	61	20	85
W10 : Queda em ou de escadas ou degraus	326	321	286	35	–	5
C44 : Outras neoplasias malignas da pele	323	77	67	5	5	246
R51 : Cefaléia	317	311	226	80	5	6
M96 : Transtornos osteomusculares pós-procedimentos não classificados em outra parte	316	293	195	83	15	23
L23 : Dermatites alérgicas de contato	313	151	95	1	55	162
T78 : Efeitos adversos não classificados em outra parte	313	298	275	9	14	15
A15 : Tuberculose respiratória, com confirmação bacteriológica e histológica	311	35	6	–	29	276
H18 : Outros transtornos da córnea	307	285	277	6	2	22
J45 : Asma	306	61	32	1	28	245
T03 : Luxações, entorses e distensões envolvendo regiões múltiplas do corpo	293	289	191	97	1	4
H11 : Outros transtornos da conjuntiva	292	285	276	6	3	7
H44 : Transtornos do globo ocular	292	265	260	3	2	27
L02 : Abscesso cutâneo, furúnculo e antraz	280	235	203	26	6	45
T08 : Fratura da coluna, nível não especificado	275	224	157	65	2	51
S11 : Ferimento do pescoço	271	261	205	56	–	10
S39 : Outros traumatismos e os não especificados do abdome, do dorso e da pelve	267	251	175	75	1	16
S23 : Luxação, entorse e distensão de articulações e dos ligamentos do tórax	257	242	189	51	2	15
T59 : Efeito tóxico de outros gases, fumaças e vapores	253	251	249	–	2	2
R57 : Choque não classificado em outra parte	251	247	205	41	1	4
W50 : Golpe, pancada, pontapé, mordedura ou escoriação infligidos por outra pessoa	249	249	196	52	1	–
H54 : Cegueira e visão subnormal	248	93	79	10	4	155
R07 : Dor de garganta e no peito	247	239	165	72	2	8
R69 : Causas desconhecidas e não especificadas de morbidade	244	243	200	41	2	1
Z01 : Outros exames e investigações especiais de pessoas s/ queixa ou diagnóstico relatado	237	237	223	9	5	–
S73 : Luxação, entorse e distensão da articulação e dos ligamentos do quadril	236	196	123	72	1	40
M20 : Deformidades adquiridas dos dedos das mãos e dos pés	236	152	135	16	1	84
S65 : Traumatismo de vasos sangüíneos ao nível do punho e da mão	234	216	204	12	–	18
W27 : Contato com ferramentas manuais sem motor	232	232	231	1	–	–
T90 : Seqüelas de traumatismo da cabeça	231	181	125	55	1	50
T10 : Fratura do membro superior, nível não especificado	226	191	128	63	–	35
S27 : Traumatismo de outros órgãos intratorácicos e dos não especificados	226	177	106	68	3	49
W18 : Outras quedas no mesmo nível	222	221	148	72	1	1
Z03 : Observação e avaliação médica por doenças e afecções suspeitas	216	135	110	23	2	81
F40 : Transtornos fóbico-ansiosos	215	114	85	8	21	101
S76 : Traumatismo de músculo e de tendão ao nível do quadril e da coxa	212	172	122	49	1	40
T75 : Efeitos de outras causas externas	208	200	196	3	1	8
W17 : Outras quedas de um nível a outro	205	204	173	30	1	1
M71 : Outras bursopatias	203	82	32	6	44	121
T98 : Seqüelas de outros efeitos de causas externas e dos não especificados	202	72	49	23	–	130
M67 : Outros transtornos das sinóvias e dos tendões	202	118	78	16	24	84
I21 : Infarto agudo do miocárdio	201	58	21	4	33	143
T04 : Traumatismos por esmagamento envolvendo múltiplas regiões do corpo	201	193	131	62	–	8
V20 : Motociclista traumatizado em colisão com um pedestre ou um animal	200	197	28	167	2	3
M76 : Entesopatias dos membros inferiores, excluindo pé	198	118	74	18	26	80
R96 : Outras mortes súbitas de causa desconhecida	198	198	101	95	2	–
W20 : Impacto causado por objeto lançado, projetado ou em queda	197	196	183	13	–	1
Z51 : Outros cuidados médicos	196	194	163	31	–	2
M84 : Transtornos da continuidade do osso	196	105	70	29	6	91
S94 : Traumatismo dos nervos ao nível do tornozelo e do pé	194	172	123	49	–	22
R45 : Sintomas e sinais relativos ao estado emocional	193	189	157	32	–	4
A09 : Diarréia e gastroenterite de origem infecciosa presumível	193	193	184	1	8	–
Y96 : Circunstância relativa às condições de trabalho	193	192	182	7	3	1
L98 : Outras afecções da pele e do tecido subcutâneo não classificadas em outra parte	192	157	133	19	5	35
T12 : Fratura do membro inferior, nível não especificado	191	150	78	71	1	41
M16 : Coxartrose [artrose do quadril]	191	45	22	3	20	146
M72 : Transtornos fibroblásticos	188	51	14	5	32	137
X23 : Contato com abelhas, vespas e vespões	187	187	180	7	–	–
Y09 : Agressão por meios não especificados	184	183	159	23	1	1
Outras	25.792	20.102	14.428	4.438	1.236	5.690
Ignorado	1.155	104	77	22	5	1.051

Fonte: DATAPREV, CAT, SUB.
Nota: Os dados são preliminares, estando sujeitos a correções.

Capítulo 57 - Brasil e Grandes Regiões

57.3 - Quantidade de acidentes do trabalho, por situação de registro e motivo, segundo os 200 códigos da Classificação Internacional de Doenças - CID-10 mais incidentes, no Brasil - 2016

(continua)

CID 10	QUANTIDADE DE ACIDENTES DO TRABALHO					
	Total	Com CAT Registrada				Sem CAT Registrada
		Total	Motivo			
			Típico	Trajeto	Doença do Trabalho	
TOTAL	**578.935**	**474.736**	**354.084**	**108.150**	**12.502**	**104.199**
S61 : Ferimento do punho e da mão	55.217	53.225	51.671	1.484	70	1.992
S62 : Fratura ao nível do punho e da mão	36.405	29.551	23.989	5.490	72	6.854
S93 : Luxação, entorse e distensão das articulações e ligamentos ao nível do tornozelo e pé	26.075	24.325	16.093	8.184	48	1.750
S60 : Traumatismo superficial do punho e da mão	25.593	25.016	21.695	3.276	45	577
M54 : Dorsalgia	22.963	10.339	7.904	1.666	769	12.624
S82 : Fratura da perna, incluindo tornozelo	20.881	15.155	6.477	8.630	48	5.726
S92 : Fratura do pé (exceto do tornozelo)	18.443	14.539	9.502	4.988	49	3.904
S80 : Traumatismo superficial da perna	16.518	15.898	9.462	6.418	18	620
S52 : Fratura do antebraço	15.686	11.661	6.475	5.149	37	4.025
M75 : Lesões do ombro	14.994	4.513	1.415	377	2.721	10.481
S90 : Traumatismo superficial do tornozelo e do pé	14.562	14.098	10.585	3.494	19	464
Z20 : Contato com e exposição a doenças transmissíveis	13.890	13.883	13.713	26	144	7
F43 : Reações ao "stress" grave e transtornos de adaptação	10.880	8.394	7.313	421	660	2.486
S42 : Fratura do ombro e do braço	10.843	8.102	2.677	5.405	20	2.741
S01 : Ferimento da cabeça	10.284	10.180	9.107	1.053	20	104
T14 : Traumatismo de região não especificada do corpo	9.896	9.740	6.774	2.947	19	156
S83 : Luxação, entorse e distensão das articulações e dos ligamentos do joelho	8.983	7.052	4.957	2.030	65	1.931
M65 : Sinovite e tenossinovite	7.291	2.725	971	282	1.472	4.566
S81 : Ferimento da perna	7.143	6.621	4.601	2.011	9	522
M25 : Outros transtornos articulares não classificados em outra parte	6.528	5.211	3.475	1.646	90	1.317
S40 : Traumatismo superficial do ombro e do braço	6.513	6.307	3.963	2.330	14	206
T07 : Traumatismos múltiplos não especificados	6.337	6.111	2.566	3.539	6	226
S91 : Ferimentos do tornozelo e do pé	5.731	5.158	4.284	860	14	573
S68 : Amputação traumática ao nível do punho e da mão	5.726	4.177	4.030	138	9	1.549
S43 : Luxação, entorse e distensão das articulações e dos ligamentos da cintura escapular	5.357	4.318	2.474	1.802	42	1.039
S50 : Traumatismo superficial do cotovelo e do antebraço	5.102	4.971	3.519	1.447	5	131
S51 : Ferimento do antebraço	5.088	4.949	4.316	626	7	139
S00 : Traumatismo superficial da cabeça	4.838	4.800	3.913	878	9	38
S63 : Luxação, entorse e distensão das articulações e ligamentos ao nível do punho e da mão	4.541	4.103	3.251	835	17	438
G56 : Mononeuropatias dos membros superiores	4.417	867	130	12	725	3.550
M51 : Outros transtornos de discos intervertebrais	4.149	1.149	435	72	642	3.000
T23 : Queimadura e corrosão do punho e da mão	4.115	3.989	3.947	34	8	126
T15 : Corpo estranho na parte externa do olho	3.595	3.573	3.506	60	7	22
S32 : Fratura da coluna lombar e da pelve	3.360	2.546	1.463	1.079	4	814
S22 : Fratura de costela(s), esterno e coluna torácica	3.349	2.523	1.598	915	10	826
S72 : Fratura do fêmur	3.335	2.428	877	1.547	4	907
Z04 : Exame e observação por outras razões	3.199	3.195	2.993	191	11	4
M23 : Transtornos internos dos joelhos	3.196	1.446	978	370	98	1.750
S20 : Traumatismo superficial do tórax	3.107	2.988	2.054	931	3	119
T00 : Traumatismos superficiais envolvendo múltiplas regiões do corpo	3.059	3.009	1.316	1.692	1	50
Z57 : Exposição ocupacional a fatores de risco	3.030	3.026	3.005	5	16	4
S06 : Traumatismo intracraniano	3.026	2.473	1.433	1.032	8	553
F41 : Outros transtornos ansiosos	3.018	1.111	623	83	405	1.907
M79 : Outros transtornos dos tecidos moles, não classificados em outra parte	2.957	2.646	1.870	708	68	311
S30 : Traumatismo superficial do abdome, do dorso e da pelve	2.932	2.827	2.089	734	4	105
S70 : Traumatismo superficial do quadril e da coxa	2.841	2.764	1.778	982	4	77
F32 : Episódios depressivos	2.660	590	173	20	397	2.070
S66 : Traumatismo de músculo e tendão ao nível do punho e da mão	2.551	1.769	1.619	142	8	782
T30 : Queimadura e corrosão, parte não especificada do corpo	2.424	2.315	2.248	62	5	109
M77 : Outras entesopatias	2.395	714	221	55	438	1.681
S02 : Fratura do crânio e dos ossos da face	2.288	1.938	1.199	735	4	350
T01 : Ferimentos envolvendo múltiplas regiões do corpo	2.224	2.167	904	1.262	1	57
T22 : Queimadura e corrosão do ombro e membro superior, exceto punho e mão	2.221	2.161	2.124	30	7	60
S41 : Ferimento do ombro e do braço	2.175	2.135	1.751	382	2	40
S05 : Traumatismo do olho e da órbita ocular	2.153	1.950	1.861	84	5	203
Z00 : Exame geral e investigação de pessoas sem queixas ou diagnóstico relatado	1.990	1.987	1.608	376	3	3
W54 : Mordedura ou golpe provocado por cão	1.902	1.890	1.609	278	3	12
T11 : Outros traumatismos de membro superior, nível não especificado	1.785	1.722	1.404	318	–	63
S09 : Outros traumatismos da cabeça e os não especificados	1.752	1.700	1.259	437	4	52
K40 : Hérnia inguinal	1.667	128	52	2	74	1.539
T13 : Outros traumatismos de membro inferior, nível não especificado	1.635	1.547	1.020	525	2	88
M62 : Outros transtornos musculares	1.563	1.469	1.143	309	17	94
S69 : Outros traumatismos e os não especificados do punho e da mão	1.534	1.416	1.260	151	5	118
R52 : Dor não classificada em outra parte	1.471	1.458	1.041	410	7	13
S67 : Lesão por esmagamento do punho e da mão	1.469	1.309	1.269	36	4	160
V29 : Motociclista traumat. em outros acid. de transporte/acid de transporte não especif.	1.412	1.399	183	1.215	1	13

Capítulo 57 - Brasil e Grandes Regiões

57.3 - Quantidade de acidentes do trabalho, por situação de registro e motivo, segundo os 200 códigos da Classificação Internacional de Doenças - CID-10 mais incidentes, no Brasil - 2016

(continuação)

CID 10	QUANTIDADE DE ACIDENTES DO TRABALHO					
	Total	Com CAT Registrada				Sem CAT Registrada
		Total	Motivo			
			Típico	Trajeto	Doença do Trabalho	
T25 : Queimadura e corrosão do tornozelo e do pé	1.404	1.319	1.292	27	–	85
S71 : Ferimento do quadril e da coxa	1.353	1.257	1.081	176	–	96
T20 : Queimadura e corrosão da cabeça e pescoço	1.331	1.298	1.290	8	–	33
H16 : Ceratite	1.219	1.135	1.100	18	17	84
Y60 : Corte, punção, perfuração ou hemorragia acidentais dur. prest. cuidados méd./cirúrg	1.167	1.167	1.156	5	6	–
T29 : Queimaduras e corrosões de múltiplas regiões do corpo	1.091	1.016	979	33	4	75
S33 : Luxação, entorse ou distensão das articulações e ligamentos da coluna lombar e pelve	997	929	727	186	16	68
T26 : Queimadura e corrosão limitadas ao olho e seus anexos	980	961	957	2	2	19
S53 : Luxação, entorse e distensão das articulações e dos ligamentos do cotovelo	967	810	517	287	6	157
W01 : Queda no mesmo nível por escorregão, tropeção ou passos em falsos [traspés]	912	908	686	222	–	4
Y69 : Acidente não especificado durante a prestação de cuidado médico e cirúrgico	906	906	905	1	–	–
T24 : Queimadura e corrosão do quadril e membro inferior, exceto tornozelo e do pé	903	847	799	46	2	56
F33 : Transtorno depressivo recorrente	899	144	19	4	121	755
Z48 : Outro seguimento cirúrgico	833	822	741	80	1	11
S99 : Outros traumatismos e os não especificados do tornozelo e do pé	826	782	578	202	2	44
S86 : Traumatismos de músculo e de tendão ao nível da perna	794	542	391	145	6	252
Y28 : Contato com objeto cortante ou penetrante, intenção não determinada	786	785	778	6	1	1
H10 : Conjuntivite	771	748	726	8	14	23
T09 : Outros traumatismos de coluna e tronco, nível não especificado	726	699	468	230	1	27
I83 : Varizes dos membros inferiores	718	30	18	3	9	688
W57 : Mordeduras e picadas de inseto e de outros artrópodes, não-venenosos	665	658	628	27	3	7
Z65 : Problemas relacionados com outras circunstâncias psicossociais	640	640	616	13	11	–
T21 : Queimadura e corrosão do tronco	596	565	562	3	–	31
S31 : Ferimento do abdome, do dorso e da pelve	588	536	440	94	2	52
S46 : Traumatismo de tendão e músculo ao nível do ombro e do braço	584	406	322	68	16	178
K42 : Hérnia umbilical	580	50	20	–	30	530
V23 : Motociclista traumatizado em colisão c/ automóvel [carro], "pick up" ou caminhonete	572	566	61	504	1	6
T81 : Complicações de procedimentos não classificadas em outra parte	560	547	534	10	3	13
Y04 : Agressão por meio de força corporal	555	551	472	77	2	4
V89 : Acidente com um veículo a motor ou não-motorizado, tipo(s) de veículo(s) não espec.	544	536	127	408	1	8
S89 : Outros traumatismos e os não especificados da perna	535	490	310	178	2	45
V87 : Acidente de trânsito de tipo especif, mas desconhecido modo de transporte da vítima	534	524	115	409	–	10
H57 : Outros transtornos do olho e anexos	526	524	511	10	3	2
T31 : Queimaduras classificadas segundo a extensão da superfície corporal atingida	525	481	454	27	–	44
M50 : Transtornos dos discos cervicais	521	250	67	35	148	271
T92 : Seqüelas de traumatismos do membro superior	505	143	119	23	1	362
S13 : Luxação, entorse ou distensão das articulações e dos ligamentos do pescoço	504	487	292	190	5	17
V28 : Motociclista traumatizado em um acidente de transporte sem colisão	480	475	61	414	–	5
W45 : Penetração de corpo ou objeto estranho através da pele	479	467	456	9	2	12
S29 : Outros traumatismos do tórax e os não especificados	475	440	295	145	–	35
T02 : Fraturas envolvendo múltiplas regiões do corpo	463	390	155	234	1	73
M99 : Lesões biomecânicas não classificadas em outra parte	456	401	272	127	2	55
S12 : Fratura do pescoço	453	341	176	162	3	112
V09 : Pedestre traumatizado em outros acidentes de transporte e acid. de transp. não espec.	453	451	105	345	1	2
X99 : Agressão por meio de objeto cortante ou penetrante	449	443	393	38	12	6
H90 : Perda de audição por transtorno de condução e/ou neuro-sensorial	440	399	76	2	321	41
M17 : Gonartrose [artrose do joelho]	440	77	42	13	22	363
R10 : Dor abdominal e pélvica	435	398	252	138	8	37
M53 : Outras dorsopatias não classificadas em outra parte	435	184	89	28	67	251
V01 : Pedestre traumatizado em colisão com um veículo a pedal	434	430	152	278	–	4
W19 : Queda sem especificação	433	426	282	143	1	7
S59 : Outros traumatismos do antebraço e os não especificados	426	400	295	103	2	26
T63 : Efeito tóxico de contato com animais venenosos	420	332	323	9	–	88
T06 : Outros traumatismos envolvendo regiões múltiplas do corpo, não class. em outra parte	418	409	169	240	–	9
S98 : Amputação traumática do tornozelo e do pé	412	255	217	38	–	157
M70 : Transtornos dos tecidos moles relacionados com o uso, uso excessivo e pressão	402	202	94	22	86	200
W87 : Exposição a corrente elétrica não especificada	401	387	382	4	1	14
S56 : Traumatismo do músculo e tendão ao nível do antebraço	395	322	263	53	6	73
S10 : Traumatismo superficial do pescoço	395	388	232	155	1	7
T93 : Seqüelas de traumatismos do membro inferior	389	92	55	35	2	297
S36 : Traumatismo de órgãos intra-abdominais	389	271	121	149	1	118
F31 : Transtorno afetivo bipolar	386	43	6	3	34	343
S49 : Outros traumatismos e os não especificados do ombro e do braço	380	362	230	130	2	18
S64 : Traumatismo de nervos ao nível do punho e da mão	372	284	259	23	2	88
Z54 : Convalescença	361	361	242	98	21	–
S96 : Traumatismos do músculo e tendão ao nível do tornozelo e do pé	358	266	193	73	–	92
H83 : Outros transtornos do ouvido interno	356	343	42	7	294	13
S04 : Traumatismo dos nervos cranianos	355	345	211	132	2	10

Capítulo 57 - Brasil e Grandes Regiões

57.3 - Quantidade de acidentes do trabalho, por situação de registro e motivo, segundo os 200 códigos da Classificação Internacional de Doenças - CID-10 mais incidentes, no Brasil - 2016

(conclusão)

CID 10	QUANTIDADE DE ACIDENTES DO TRABALHO					
	Total	Com CAT Registrada				Sem CAT Registrada
		Total	Motivo			
			Típico	Trajeto	Doença do Trabalho	
S21 : Ferimento do tórax	347	329	269	59	1	18
Y65 : Outros acidentes durante a prestação de cuidados médicos e cirúrgicos	340	340	339	1	–	–
Y64 : Medicamentos ou substâncias biológicas contaminados	336	336	333	1	2	–
W10 : Queda em ou de escadas ou degraus	332	330	292	38	–	2
S14 : Traumatismo de nervos e da medula espinhal ao nível cervical	327	284	172	108	4	43
S97 : Lesão por esmagamento do tornozelo e do pé	318	282	228	51	3	36
Z01 : Outros exames e investigações especiais de pessoas s/ queixa ou diagnóstico relatado	308	308	277	19	12	–
L23 : Dermatites alérgicas de contato	307	141	77	–	64	166
M24 : Outras transtornos articulares específicos	305	194	149	34	11	111
R51 : Cefaléia	297	289	218	69	2	8
H11 : Outros transtornos da conjuntiva	295	283	275	7	1	12
S39 : Outros traumatismos e os não especificados do abdome, do dorso e da pelve	288	264	184	79	1	24
M22 : Transtornos da rótula [patela]	285	151	86	33	32	134
M19 : Outras artroses	283	86	41	18	27	197
A15 : Tuberculose respiratória, com confirmação bacteriológica e histológica	279	28	2	–	26	251
T78 : Efeitos adversos não classificados em outra parte	266	253	234	11	8	13
Y96 : Circunstância relativa às condições de trabalho	265	263	251	12	–	2
H18 : Outros transtornos da córnea	262	242	238	4	–	20
M66 : Ruptura espontânea de sinóvia e de tendão	260	184	126	36	22	76
W27 : Contato com ferramentas manuais sem motor	258	258	255	1	2	–
C44 : Outras neoplasias malignas da pele	257	36	32	4	–	221
T03 : Luxações, entorses e distensões envolvendo regiões múltiplas do corpo	254	250	164	86	–	4
M71 : Outras bursopatias	252	113	42	5	66	139
W50 : Golpe, pancada, pontapé, mordedura ou escoriação infligidos por outra pessoa	248	248	207	41	–	–
R07 : Dor de garganta e no peito	245	235	171	62	2	10
S73 : Luxação, entorse e distensão da articulação e dos ligamentos do quadril	238	203	123	80	–	35
W18 : Outras quedas no mesmo nível	235	233	168	65	–	2
S23 : Luxação, entorse e distensão de articulações e dos ligamentos do tórax	232	212	163	46	3	20
H54 : Cegueira e visão subnormal	231	85	72	9	4	146
T08 : Fratura da coluna, nível não especificado	230	178	103	74	1	52
L02 : Abscesso cutâneo, furúnculo e antraz	227	184	155	18	11	43
H44 : Transtornos do globo ocular	224	208	201	7	–	16
R57 : Choque não classificado em outra parte	222	219	185	33	1	3
S27 : Traumatismo de outros órgãos intratorácicos e dos não especificados	221	167	77	89	1	54
S76 : Traumatismo de músculo e de tendão ao nível do quadril e da coxa	220	176	135	40	1	44
J45 : Asma	219	30	13	–	17	189
T10 : Fratura do membro superior, nível não especificado	214	169	109	60	–	45
W55 : Mordedura ou golpe provocado por outros animais mamíferos	210	205	191	14	–	5
M96 : Transtornos osteomusculares pós-procedimentos não classificados em outra parte	208	199	127	59	13	9
S11 : Ferimento do pescoço	206	193	151	42	–	13
V19 : Ciclista traumatizado em outros acidentes de transp e acidentes de transp não especif.	204	202	37	165	–	2
V20 : Motociclista traumatizado em colisão com um pedestre ou um animal	203	202	30	172	–	1
T75 : Efeitos de outras causas externas	202	194	186	5	3	8
M76 : Entesopatias dos membros inferiores, excluindo pé	200	118	66	26	26	82
Z03 : Observação e avaliação médica por doenças e afecções suspeitas	200	137	109	25	3	63
L98 : Outras afecções da pele e do tecido subcutâneo não classificadas em outra parte	199	179	149	26	4	20
Z51 : Outros cuidados médicos	196	194	155	38	1	2
M16 : Coxartrose [artrose do quadril]	194	35	18	5	12	159
S65 : Traumatismo de vasos sangüíneos ao nível do punho e da mão	194	182	167	14	1	12
W17 : Outras quedas de um nível a outro	190	186	159	27	–	4
M20 : Deformidades adquiridas dos dedos das mãos e dos pés	189	118	98	14	6	71
X23 : Contato com abelhas, vespas e vespões	183	183	173	9	1	–
R68 : Outros sintomas e sinais gerais	182	177	148	29	–	5
X47 : Intoxicação acidental por e exposição a outros gases e vapores	182	177	175	1	1	5
R45 : Sintomas e sinais relativos ao estado emocional	180	178	138	39	1	2
T90 : Seqüelas de traumatismo da cabeça	179	123	66	57	–	56
S79 : Outros traumatismos e os não especificados do quadril e da coxa	176	152	97	53	2	24
R69 : Causas desconhecidas e não especificadas de morbidade	175	174	140	30	4	1
F40 : Transtornos fóbico-ansiosos	173	66	45	4	17	107
V22 : Motociclista traumatizado em colisão com um veículo a motor de duas ou três rodas	170	167	23	144	–	3
M72 : Transtornos fibroblásticos	169	57	19	10	28	112
L24 : Dermatites de contato por irritantes	167	113	90	2	21	54
Z02 : Exame médico e consulta com finalidades administrativas	165	162	142	20	–	3
T98 : Seqüelas de outros efeitos de causas externas e dos não especificados	165	64	46	17	1	101
S88 : Amputação traumática da perna	164	120	56	63	1	44
L03 : Celulite (Flegmão)	163	127	116	7	4	36
Outras	22.842	17.576	12.518	3.885	1.173	5.266
Ignorado	457	96	70	25	1	361

Fonte: DATAPREV, CAT, SUB.
Nota: Os dados são preliminares, estando sujeitos a correções.

Capítulo 57 - Brasil e Grandes Regiões

57.4 - Quantidade de acidentes do trabalho, por situação de registro e motivo, segundo os 200 códigos da Classificação Internacional de Doenças - CID-10 mais incidentes, na Região Norte - 2014

(continua)

CID 10	QUANTIDADE DE ACIDENTES DO TRABALHO					
	Total	Com CAT Registrada				Sem CAT Registrada
		Total	Motivo			
			Típico	Trajeto	Doença do Trabalho	
TOTAL	**31.834**	**23.821**	**18.388**	**4.614**	**819**	**8.013**
S61 : Ferimento do punho e da mão	3.094	2.991	2.901	89	1	103
M54 : Dorsalgia	1.949	519	419	52	48	1.430
S62 : Fratura ao nível do punho e da mão	1.804	1.443	1.207	230	6	361
S82 : Fratura da perna, incluindo tornozelo	1.293	848	349	496	3	445
M75 : Lesões do ombro	1.176	334	64	13	257	842
S60 : Traumatismo superficial do punho e da mão	1.163	1.143	1.058	84	1	20
S52 : Fratura do antebraço	911	629	341	286	2	282
S01 : Ferimento da cabeça	814	808	750	58	–	6
S92 : Fratura do pé (exceto do tornozelo)	796	603	409	192	2	193
S93 : Luxação, entorse e distensão das articulações e ligamentos ao nível do tornozelo e pé	743	690	537	153	–	53
S42 : Fratura do ombro e do braço	732	516	178	336	2	216
S80 : Traumatismo superficial da perna	690	660	459	199	2	30
M65 : Sinovite e tenossinovite	678	203	51	11	141	475
S90 : Traumatismo superficial do tornozelo e do pé	594	581	476	104	1	13
S91 : Ferimentos do tornozelo e do pé	558	517	464	52	1	41
S81 : Ferimento da perna	499	469	352	116	1	30
S83 : Luxação, entorse e distensão das articulações e dos ligamentos do joelho	436	322	237	81	4	114
S68 : Amputação traumática ao nível do punho e da mão	435	334	324	8	2	101
S51 : Ferimento do antebraço	381	372	333	39	–	9
F43 : Reações ao "stress" grave e transtornos de adaptação	340	215	192	9	14	125
T07 : Traumatismos múltiplos não especificados	328	318	145	173	–	10
S40 : Traumatismo superficial do ombro e do braço	315	304	211	91	2	11
S43 : Luxação, entorse e distensão das articulações e dos ligamentos da cintura escapular	313	241	152	86	3	72
S00 : Traumatismo superficial da cabeça	313	311	273	38	–	2
G56 : Mononeuropatias dos membros superiores	308	58	10	–	48	250
M51 : Outros transtornos de discos intervertebrais	281	79	38	2	39	202
T14 : Traumatismo de região não especificada do corpo	246	240	176	63	1	6
T23 : Queimadura e corrosão do punho e da mão	240	237	236	1	–	3
S50 : Traumatismo superficial do cotovelo e do antebraço	235	227	175	52	–	8
S06 : Traumatismo intracraniano	233	174	94	78	2	59
S72 : Fratura do fêmur	228	145	50	94	1	83
K40 : Hérnia inguinal	226	17	4	–	13	209
S63 : Luxação, entorse e distensão das articulações e ligamentos ao nível do punho e da mão	211	181	161	19	1	30
M23 : Transtornos internos dos joelhos	205	73	50	17	6	132
M25 : Outros transtornos articulares não classificados em outra parte	198	121	94	18	9	77
S20 : Traumatismo superficial do tórax	190	185	137	48	–	5
T15 : Corpo estranho na parte externa do olho	187	187	186	1	–	–
Z20 : Contato com e exposição a doenças transmissíveis	184	184	184	–	–	–
S32 : Fratura da coluna lombar e da pelve	172	126	87	38	1	46
S30 : Traumatismo superficial do abdome, do dorso e da pelve	170	164	116	48	–	6
S41 : Ferimento do ombro e do braço	168	165	122	43	–	3
S70 : Traumatismo superficial do quadril e da coxa	166	160	125	35	–	6
S02 : Fratura do crânio e dos ossos da face	165	135	87	48	–	30
S66 : Traumatismo de músculo e tendão ao nível do punho e da mão	157	94	85	8	1	63
S05 : Traumatismo do olho e da órbita ocular	153	133	130	3	–	20
T22 : Queimadura e corrosão do ombro e membro superior, exceto punho e mão	140	139	138	–	1	1
S09 : Outros traumatismos da cabeça e os não especificados	132	127	84	43	–	5
S22 : Fratura de costela(s), esterno e coluna torácica	130	97	72	24	1	33
T00 : Traumatismos superficiais envolvendo múltiplas regiões do corpo	124	122	61	61	–	2
S71 : Ferimento do quadril e da coxa	124	117	104	13	–	7
F41 : Outros transtornos ansiosos	122	64	55	2	7	58
F32 : Episódios depressivos	112	19	10	1	8	93
M77 : Outras entesopatias	111	31	8	1	22	80
T63 : Efeito tóxico de contato com animais venenosos	110	53	53	–	–	57
S67 : Lesão por esmagamento do punho e da mão	92	84	81	2	1	8
Z04 : Exame e observação por outras razões	88	88	83	5	–	–
H16 : Ceratite	87	78	74	3	1	9
T30 : Queimadura e corrosão, parte não especificada do corpo	86	81	81	–	–	5
M79 : Outros transtornos dos tecidos moles, não classificados em outra parte	84	70	54	14	2	14
T01 : Ferimentos envolvendo múltiplas regiões do corpo	79	78	31	47	–	1
T20 : Queimadura e corrosão da cabeça e pescoço	78	74	73	–	1	4
Z00 : Exame geral e investigação de pessoas sem queixas ou diagnóstico relatado	78	78	58	19	1	–
T25 : Queimadura e corrosão do tornozelo e do pé	77	74	73	1	–	3
K42 : Hérnia umbilical	74	4	1	–	3	70
S33 : Luxação, entorse ou distensão das articulações e ligamentos da coluna lombar e pelve	73	67	51	15	1	6
T13 : Outros traumatismos de membro inferior, nível não especificado	73	66	52	14	–	7

Capítulo 57 - Brasil e Grandes Regiões

57.4 - Quantidade de acidentes do trabalho, por situação de registro e motivo, segundo os 200 códigos da Classificação Internacional de Doenças - CID-10 mais incidentes, na Região Norte - 2014

(continuação)

CID 10	QUANTIDADE DE ACIDENTES DO TRABALHO					
	Total	Com CAT Registrada				Sem CAT Registrada
		Total	Motivo			
			Típico	Trajeto	Doença do Trabalho	
M62 : Outros transtornos musculares	69	66	54	10	2	3
W60 : Contato com espinhos de plantas ou com folhas aguçadas	67	67	67	–	–	–
S53 : Luxação, entorse e distensão das articulações e dos ligamentos do cotovelo	65	54	35	18	1	11
S98 : Amputação traumática do tornozelo e do pé	63	39	33	6	–	24
T92 : Seqüelas de traumatismos do membro superior	60	17	16	1	–	43
T29 : Queimaduras e corrosões de múltiplas regiões do corpo	59	56	56	–	–	3
S69 : Outros traumatismos e os não especificados do punho e da mão	59	58	55	2	1	1
W57 : Mordeduras e picadas de inseto e de outros artrópodes, não-venenosos	58	58	58	–	–	–
T24 : Queimadura e corrosão do quadril e membro inferior, exceto tornozelo e do pé	57	57	57	–	–	–
W45 : Penetração de corpo ou objeto estranho através da pele	54	54	53	1	–	–
S36 : Traumatismo de órgãos intra-abdominais	54	34	19	14	1	20
H10 : Conjuntivite	53	51	51	–	–	2
S31 : Ferimento do abdome, do dorso e da pelve	51	45	39	6	–	6
Y60 : Corte, punção, perfuração ou hemorragia acidentais dur. prest. cuidados méd./cirúrg.	50	50	50	–	–	–
T21 : Queimadura e corrosão do tronco	49	47	47	–	–	2
W54 : Mordedura ou golpe provocado por cão	49	48	44	4	–	1
T93 : Seqüelas de traumatismos do membro inferior	49	7	5	2	–	42
T11 : Outros traumatismos de membro superior, nível não especificado	47	46	37	9	–	1
T26 : Queimadura e corrosão limitadas ao olho e seus anexos	46	45	45	–	–	1
V29 : Motociclista traumat. em outros acid. de transporte/acid de transporte não especif.	46	45	6	39	–	1
A15 : Tuberculose respiratória, com confirmação bacteriológica e histológica	43	3	–	–	3	40
W20 : Impacto causado por objeto lançado, projetado ou em queda	42	42	42	–	–	–
S99 : Outros traumatismos e os não especificados do tornozelo e do pé	40	37	29	8	–	3
X20 : Contato com serpentes e lagartos venenosos	40	39	39	–	–	1
H54 : Cegueira e visão subnormal	39	11	8	2	1	28
F33 : Transtorno depressivo recorrente	39	2	–	–	2	37
S86 : Traumatismos de músculo e de tendão ao nível da perna	39	27	19	8	–	12
T09 : Outros traumatismos de coluna e tronco, nível não especificado	37	33	26	7	–	4
M17 : Gonartrose [artrose do joelho]	37	7	2	2	3	30
Z57 : Exposição ocupacional a fatores de risco	35	35	34	–	1	–
Y28 : Contato com objeto cortante ou penetrante, intenção não determinada	34	34	34	–	–	–
M19 : Outras artroses	33	8	5	–	3	25
H57 : Outros transtornos do olho e anexos	32	29	28	1	–	3
S21 : Ferimento do tórax	32	32	28	4	–	–
V01 : Pedestre traumatizado em colisão com um veículo a pedal	32	32	10	22	–	–
S29 : Outros traumatismos do tórax e os não especificados	31	29	22	7	–	2
V87 : Acidente de trânsito de tipo especif, mas desconhecido modo de transporte da vítima	31	31	5	26	–	–
S56 : Traumatismo do músculo e tendão ao nível do antebraço	30	26	24	2	–	4
S96 : Traumatismos do músculo e tendão ao nível do tornozelo e do pé	30	19	13	6	–	11
R69 : Causas desconhecidas e não especificadas de morbidade	30	29	28	1	–	1
M70 : Transtornos dos tecidos moles relacionados com o uso, uso excessivo e pressão	30	10	3	2	5	20
L98 : Outras afecções da pele e do tecido subcutâneo não classificadas em outra parte	30	12	10	1	1	18
J45 : Asma	30	3	1	–	2	27
B55 : Leishmaniose	29	5	2	–	3	24
M96 : Transtornos osteomusculares pós-procedimentos não classificados em outra parte	29	27	14	11	2	2
V09 : Pedestre traumatizado em outros acidentes de transporte e acid. de transp. não espec.	29	29	12	17	–	–
S89 : Outros traumatismos e os não especificados da perna	27	24	18	6	–	3
X99 : Agressão por meio de objeto cortante ou penetrante	27	26	22	4	–	1
M50 : Transtornos dos discos cervicais	26	8	3	2	3	18
R52 : Dor não classificada em outra parte	26	25	19	5	1	1
T02 : Fraturas envolvendo múltiplas regiões do corpo	26	22	11	11	–	4
T31 : Queimaduras classificadas segundo a extensão da superfície corporal atingida	26	24	24	–	–	2
S49 : Outros traumatismos e os não especificados do ombro e do braço	26	21	16	5	–	5
V89 : Acidente com um veículo a motor ou não-motorizado, tipo(s) de veículo(s) não espec.	26	26	11	15	–	–
S13 : Luxação, entorse ou distensão das articulações e dos ligamentos do pescoço	25	24	17	6	1	1
S14 : Traumatismo de nervos e da medula espinhal ao nível cervical	25	21	15	6	–	4
H90 : Perda de audição por transtorno de condução e/ou neuro-sensorial	25	19	9	–	10	6
M99 : Lesões biomecânicas não classificadas em outra parte	25	20	15	5	–	5
V28 : Motociclista traumatizado em um acidente de transporte sem colisão	25	25	4	21	–	–
V22 : Motociclista traumatizado em colisão com um veículo a motor de duas ou três rodas	24	23	4	19	–	1
S59 : Outros traumatismos do antebraço e os não especificados	24	24	21	3	–	–
W17 : Outras quedas de um nível a outro	23	23	19	4	–	–
I83 : Varizes dos membros inferiores	23	6	1	2	3	17
S97 : Lesão por esmagamento do tornozelo e do pé	23	19	18	1	–	4
T75 : Efeitos de outras causas externas	23	22	22	–	–	1
A16 : Tuberculose das vias respiratórias, sem confirmação bacteriológica ou histológica	22	–	–	–	–	22
W87 : Exposição a corrente elétrica não especificada	22	22	22	–	–	–
H11 : Outros transtornos da conjuntiva	22	21	18	3	–	1

Capítulo 57 - Brasil e Grandes Regiões

57.4 - Quantidade de acidentes do trabalho, por situação de registro e motivo, segundo os 200 códigos da Classificação Internacional de Doenças - CID-10 mais incidentes, na Região Norte - 2014

(conclusão)

CID 10	QUANTIDADE DE ACIDENTES DO TRABALHO					
	Total	Com CAT Registrada				Sem CAT Registrada
		Total	Motivo			
			Típico	Trajeto	Doença do Trabalho	
L02 : Abscesso cutâneo, furúnculo e antraz	22	13	11	1	1	9
S12 : Fratura do pescoço	22	13	8	4	1	9
R10 : Dor abdominal e pélvica	21	21	13	7	1	–
T90 : Seqüelas de traumatismo da cabeça	21	15	11	4	–	6
T06 : Outros traumatismos envolvendo regiões múltiplas do corpo, não class. em outra parte	21	21	8	13	–	–
S46 : Traumatismo de tendão e músculo ao nível do ombro e do braço	21	14	13	1	–	7
S10 : Traumatismo superficial do pescoço	20	20	14	6	–	–
W19 : Queda sem especificação	20	19	13	6	–	1
M15 : Poliartrose	20	6	4	2	–	14
F31 : Transtorno afetivo bipolar	20	1	–	–	1	19
C44 : Outras neoplasias malignas da pele	20	4	4	–	–	16
S87 : Traumatismo por esmagamento da perna	19	18	14	3	1	1
M71 : Outras bursopatias	19	5	1	–	4	14
S23 : Luxação, entorse e distensão de articulações e dos ligamentos do tórax	19	16	9	7	–	3
S64 : Traumatismo de nervos ao nível do punho e da mão	19	16	14	2	–	3
R57 : Choque não classificado em outra parte	19	19	18	1	–	–
B18 : Hepatite viral crônica	18	–	–	–	–	18
H18 : Outros transtornos da córnea	18	14	13	1	–	4
K46 : Hérnia abdominal não especificada	18	3	1	1	1	15
V20 : Motociclista traumatizado em colisão com um pedestre ou um animal	18	18	4	14	–	–
S73 : Luxação, entorse e distensão da articulação e dos ligamentos do quadril	18	15	9	6	–	3
S11 : Ferimento do pescoço	18	17	13	4	–	1
R07 : Dor de garganta e no peito	18	18	17	1	–	–
Z54 : Convalescença	18	18	9	9	–	–
M47 : Espondilose	17	3	2	–	1	14
W01 : Queda no mesmo nível por escorregão, tropeção ou passos em falsos [traspés]	17	16	15	1	–	1
K43 : Hérnia ventral	17	–	–	–	–	17
V23 : Motociclista traumatizado em colisão c/ automóvel [carro], "pick up" ou caminhonete	16	16	3	13	–	–
S27 : Traumatismo de outros órgãos intratorácicos e dos não especificados	16	11	8	3	–	5
H44 : Transtornos do globo ocular	16	13	13	–	–	3
W50 : Golpe, pancada, pontapé, mordedura ou escoriação infligidos por outra pessoa	16	16	10	6	–	–
R96 : Outras mortes súbitas de causa desconhecida	15	15	10	5	–	–
S65 : Traumatismo de vasos sangüíneos ao nível do punho e da mão	15	13	11	1	1	2
S88 : Amputação traumática da perna	15	13	8	5	–	2
W27 : Contato com ferramentas manuais sem motor	15	15	14	1	–	–
B41 : Paracoccidioidomicose	15	–	–	–	–	15
S54 : Traumatismo de nervos ao nível do antebraço	15	12	7	3	2	3
S79 : Outros traumatismos e os não especificados do quadril e da coxa	14	12	8	4	–	2
B24 : Doença pelo vírus da imunodeficiência humana [HIV] não especificada	14	5	2	–	3	9
Z02 : Exame médico e consulta com finalidades administrativas	14	14	14	–	–	–
J38 : Doenças das cordas vocais e da laringe não classificadas em outra parte	14	2	–	–	2	12
T10 : Fratura do membro superior, nível não especificado	14	13	8	5	–	1
R51 : Cefaléia	14	14	10	4	–	–
I21 : Infarto agudo do miocárdio	14	7	1	–	6	7
I64 : Acidente vascular cerebral, não especificado como hemorrágico ou isquêmico	13	3	1	–	2	10
L23 : Dermatites alérgicas de contato	13	2	1	–	1	11
X23 : Contato com abelhas, vespas e vespões	13	13	12	1	–	–
T03 : Luxações, entorses e distensões envolvendo regiões múltiplas do corpo	13	13	9	4	–	–
T81 : Complicações de procedimentos não classificadas em outra parte	13	12	11	1	–	1
T12 : Fratura do membro inferior, nível não especificado	13	10	6	4	–	3
M53 : Outras dorsopatias não classificadas em outra parte	13	3	3	–	–	10
M24 : Outras transtornos articulares específicos	13	7	6	1	–	6
M43 : Outras dorsopatias deformantes	13	8	4	2	2	5
Z48 : Outro seguimento cirúrgico	13	13	10	3	–	–
F40 : Transtornos fóbico-ansiosos	12	7	6	–	1	5
M93 : Outras osteocondropatias	12	11	5	5	1	1
Z01 : Outros exames e investigações especiais de pessoas s/ queixa ou diagnóstico relatado	12	12	11	1	–	–
F45 : Transtornos somatoformes	12	9	9	–	–	3
M84 : Transtornos da continuidade do osso	12	4	3	1	–	8
V02 : Pedestre traumatizado em colisão com um veículo a motor de duas ou três rodas	12	12	3	9	–	–
T78 : Efeitos adversos não classificados em outra parte	11	9	9	–	–	2
X93 : Agressão por meio de disparo de arma de fogo de mão	11	10	5	5	–	1
W44 : Penetração de corpo estranho no ou através de olho ou orifício natural	11	11	10	1	–	–
T59 : Efeito tóxico de outros gases, fumaças e vapores	11	11	11	–	–	–
L24 : Dermatites de contato por irritantes	11	8	6	–	2	3
M12 : Outras artropatias especificadas	10	7	7	–	–	3
Outras	1.489	1.042	772	198	72	447
Ignorado	27	3	3	–	–	24

Fonte: DATAPREV, CAT, SUB.
Nota: Os dados são preliminares, estando sujeitos a correções.

Capítulo 57 - Brasil e Grandes Regiões

57.5 - Quantidade de acidentes do trabalho, por situação de registro e motivo, segundo os 200 códigos da Classificação Internacional de Doenças - CID-10 mais incidentes, na Região Norte - 2015

(continua)

CID 10	QUANTIDADE DE ACIDENTES DO TRABALHO					
	Total	Com CAT Registrada				Sem CAT Registrada
		Total	Motivo			
			Típico	Trajeto	Doença do Trabalho	
TOTAL	**28.283**	**21.124**	**16.043**	**4.141**	**940**	**7.159**
S61 : Ferimento do punho e da mão	2.802	2.749	2.678	69	2	53
M54 : Dorsalgia	1.586	459	315	50	94	1.127
S62 : Fratura ao nível do punho e da mão	1.505	1.224	1.027	191	6	281
M75 : Lesões do ombro	1.368	390	56	8	326	978
S82 : Fratura da perna, incluindo tornozelo	1.122	734	305	424	5	388
S60 : Traumatismo superficial do punho e da mão	951	935	847	88	–	16
S52 : Fratura do antebraço	814	556	321	232	3	258
M65 : Sinovite e tenossinovite	730	189	44	8	137	541
S01 : Ferimento da cabeça	725	720	665	53	2	5
S92 : Fratura do pé (exceto do tornozelo)	685	521	351	167	3	164
S93 : Luxação, entorse e distensão das articulações e ligamentos ao nível do tornozelo e pé	630	572	444	126	2	58
S80 : Traumatismo superficial da perna	603	572	395	173	4	31
S42 : Fratura do ombro e do braço	580	396	132	263	1	184
F43 : Reações ao "stress" grave e transtornos de adaptação	569	410	363	28	19	159
S90 : Traumatismo superficial do tornozelo e do pé	522	504	400	102	2	18
S91 : Ferimentos do tornozelo e do pé	495	469	415	54	–	26
S81 : Ferimento da perna	444	419	313	106	–	25
S68 : Amputação traumática ao nível do punho e da mão	384	272	252	19	1	112
S83 : Luxação, entorse e distensão das articulações e dos ligamentos do joelho	377	276	214	61	1	101
S51 : Ferimento do antebraço	347	339	297	42	–	8
G56 : Mononeuropatias dos membros superiores	342	85	9	2	74	257
Z20 : Contato com e exposição a doenças transmissíveis	326	326	326	–	–	–
T07 : Traumatismos múltiplos não especificados	306	300	110	190	–	6
M51 : Outros transtornos de discos intervertebrais	282	73	27	5	41	209
S40 : Traumatismo superficial do ombro e do braço	255	251	178	68	5	4
S00 : Traumatismo superficial da cabeça	245	241	197	43	1	4
S43 : Luxação, entorse e distensão das articulações e dos ligamentos da cintura escapular	236	195	116	75	4	41
T14 : Traumatismo de região não especificada do corpo	211	211	156	55	–	–
S06 : Traumatismo intracraniano	210	151	84	66	1	59
S72 : Fratura do fêmur	210	141	54	85	2	69
M25 : Outros transtornos articulares não classificados em outra parte	203	104	69	30	5	99
T23 : Queimadura e corrosão do punho e da mão	190	186	183	3	–	4
K40 : Hérnia inguinal	190	15	4	1	10	175
T15 : Corpo estranho na parte externa do olho	188	187	185	2	–	1
M23 : Transtornos internos dos joelhos	181	68	43	16	9	113
S20 : Traumatismo superficial do tórax	179	175	139	36	–	4
S50 : Traumatismo superficial do cotovelo e do antebraço	175	171	118	53	–	4
S41 : Ferimento do ombro e do braço	173	170	146	24	–	3
S63 : Luxação, entorse e distensão das articulações e ligamentos ao nível do punho e da mão	161	145	122	23	–	16
S32 : Fratura da coluna lombar e da pelve	144	101	46	55	–	43
S05 : Traumatismo do olho e da órbita ocular	142	121	118	3	–	21
S30 : Traumatismo superficial do abdome, do dorso e da pelve	141	138	107	30	1	3
Z04 : Exame e observação por outras razões	137	136	124	12	–	1
S70 : Traumatismo superficial do quadril e da coxa	132	122	87	35	–	10
S66 : Traumatismo de músculo e tendão ao nível do punho e da mão	125	79	73	6	–	46
S02 : Fratura do crânio e dos ossos da face	121	95	54	40	1	26
F41 : Outros transtornos ansiosos	118	54	34	3	17	64
S71 : Ferimento do quadril e da coxa	117	112	104	8	–	5
S22 : Fratura de costela(s), esterno e coluna torácica	115	81	48	31	2	34
M77 : Outras entesopatias	112	31	7	–	24	81
F32 : Episódios depressivos	104	35	19	3	13	69
T22 : Queimadura e corrosão do ombro e membro superior, exceto punho e mão	103	102	100	2	–	1
M79 : Outros transtornos dos tecidos moles, não classificados em outra parte	92	81	64	16	1	11
S09 : Outros traumatismos da cabeça e os não especificados	89	84	62	22	–	5
S67 : Lesão por esmagamento do punho e da mão	86	75	73	2	–	11
W60 : Contato com espinhos de plantas ou com folhas aguçadas	78	77	77	–	–	1
T92 : Seqüelas de traumatismos do membro superior	77	12	10	2	–	65
T00 : Traumatismos superficiais envolvendo múltiplas regiões do corpo	75	75	29	46	–	–
T30 : Queimadura e corrosão, parte não especificada do corpo	74	68	68	–	–	6
T01 : Ferimentos envolvendo múltiplas regiões do corpo	73	72	28	44	–	1
T20 : Queimadura e corrosão da cabeça e pescoço	67	64	62	2	–	3
V29 : Motociclista traumat. em outros acid. de transporte/acid de transporte não especif.	65	65	8	57	–	–
T63 : Efeito tóxico de contato com animais venenosos	65	21	21	–	–	44
K42 : Hérnia umbilical	64	–	–	–	–	64
M62 : Outros transtornos musculares	64	59	55	4	–	5
T25 : Queimadura e corrosão do tornozelo e do pé	63	61	58	3	–	2

Capítulo 57 - Brasil e Grandes Regiões

57.5 - Quantidade de acidentes do trabalho, por situação de registro e motivo, segundo os 200 códigos da Classificação Internacional de Doenças - CID-10 mais incidentes, na Região Norte - 2015

(continuação)

CID 10	QUANTIDADE DE ACIDENTES DO TRABALHO					
	Total	Com CAT Registrada				Sem CAT Registrada
		Total	Motivo			
			Típico	Trajeto	Doença do Trabalho	
W54 : Mordedura ou golpe provocado por cão	61	61	45	16	–	–
H16 : Ceratite	60	53	53	–	–	7
S69 : Outros traumatismos e os não especificados do punho e da mão	55	50	45	5	–	5
T93 : Seqüelas de traumatismos do membro inferior	53	10	6	4	–	43
T29 : Queimaduras e corrosões de múltiplas regiões do corpo	53	46	44	2	–	7
V01 : Pedestre traumatizado em colisão com um veículo a pedal	52	52	21	31	–	–
S33 : Luxação, entorse ou distensão das articulações e ligamentos da coluna lombar e pelve	51	44	37	5	2	7
Y60 : Corte, punção, perfuração ou hemorragia acidentais dur. prest. cuidados méd./cirúrg.	50	50	50	–	–	–
Z00 : Exame geral e investigação de pessoas sem queixas ou diagnóstico relatado	50	50	39	11	–	–
W57 : Mordeduras e picadas de inseto e de outros artrópodes, não-venenosos	49	49	49	–	–	–
H10 : Conjuntivite	47	47	47	–	–	–
S31 : Ferimento do abdome, do dorso e da pelve	47	45	42	3	–	2
T13 : Outros traumatismos de membro inferior, nível não especificado	47	41	27	14	–	6
S53 : Luxação, entorse e distensão das articulações e dos ligamentos do cotovelo	45	34	27	7	–	11
T26 : Queimadura e corrosão limitadas ao olho e seus anexos	45	45	44	–	1	–
T11 : Outros traumatismos de membro superior, nível não especificado	43	43	33	10	–	–
T24 : Queimadura e corrosão do quadril e membro inferior, exceto tornozelo e do pé	43	42	39	3	–	1
Z54 : Convalescença	42	42	22	16	4	–
T21 : Queimadura e corrosão do tronco	40	40	40	–	–	–
Z57 : Exposição ocupacional a fatores de risco	38	38	37	–	1	–
S21 : Ferimento do tórax	37	33	27	6	–	4
S98 : Amputação traumática do tornozelo e do pé	37	18	14	4	–	19
R69 : Causas desconhecidas e não especificadas de morbidade	37	37	31	5	1	–
W87 : Exposição a corrente elétrica não especificada	36	35	35	–	–	1
W20 : Impacto causado por objeto lançado, projetado ou em queda	33	33	32	1	–	–
A15 : Tuberculose respiratória, com confirmação bacteriológica e histológica	33	2	–	–	2	31
S46 : Traumatismo de tendão e músculo ao nível do ombro e do braço	31	24	16	8	–	7
W01 : Queda no mesmo nível por escorregão, tropeção ou passos em falsos [traspés]	31	31	24	7	–	–
R52 : Dor não classificada em outra parte	30	30	20	9	1	–
F33 : Transtorno depressivo recorrente	30	3	–	1	2	27
V87 : Acidente de trânsito de tipo especif, mas desconhecido modo de transporte da vítima	29	29	7	22	–	–
W45 : Penetração de corpo ou objeto estranho através da pele	29	29	29	–	–	–
V73 : Ocupante de ônibus traumatizado em colisão com um automóvel [carro] ou uma caminh.	29	29	–	29	–	–
M17 : Gonartrose [artrose do joelho]	29	7	4	–	3	22
T09 : Outros traumatismos de coluna e tronco, nível não especificado	28	27	20	7	–	1
M19 : Outras artroses	28	2	1	–	1	26
V89 : Acidente com um veículo a motor ou não-motorizado, tipo(s) de veículo(s) não espec.	27	27	8	19	–	–
H54 : Cegueira e visão subnormal	27	6	5	–	1	21
M96 : Transtornos osteomusculares pós-procedimentos não classificados em outra parte	27	26	15	9	2	1
S12 : Fratura do pescoço	27	15	11	4	–	12
J45 : Asma	26	3	1	–	2	23
Y28 : Contato com objeto cortante ou penetrante, intenção não determinada	26	26	26	–	–	–
S99 : Outros traumatismos e os não especificados do tornozelo e do pé	25	21	17	4	–	4
M50 : Transtornos dos discos cervicais	25	10	5	–	5	15
C44 : Outras neoplasias malignas da pele	25	6	6	–	–	19
Z48 : Outro seguimento cirúrgico	24	23	23	–	–	1
S36 : Traumatismo de órgãos intra-abdominais	24	17	5	12	–	7
S89 : Outros traumatismos e os não especificados da perna	23	19	14	5	–	4
V09 : Pedestre traumatizado em outros acidentes de transporte e acid. de transp. não espec.	23	23	6	17	–	–
S97 : Lesão por esmagamento do tornozelo e do pé	22	19	15	4	–	3
V23 : Motociclista traumatizado em colisão c/ automóvel [carro], "pick up" ou caminhonete	22	22	4	18	–	–
H90 : Perda de audição por transtorno de condução e/ou neuro-sensorial	22	20	13	1	6	2
X20 : Contato com serpentes e lagartos venenosos	21	19	18	1	–	2
R57 : Choque não classificado em outra parte	21	21	16	5	–	–
T90 : Seqüelas de traumatismo da cabeça	21	14	10	4	–	7
M99 : Lesões biomecânicas não classificadas em outra parte	21	18	11	7	–	3
S10 : Traumatismo superficial do pescoço	21	21	16	5	–	–
S13 : Luxação, entorse ou distensão das articulações e dos ligamentos do pescoço	21	21	14	6	1	–
S86 : Traumatismos de músculo e de tendão ao nível da perna	21	12	7	5	–	9
R10 : Dor abdominal e pélvica	21	20	13	7	–	1
V28 : Motociclista traumatizado em um acidente de transporte sem colisão	21	21	5	16	–	–
X93 : Agressão por meio de disparo de arma de fogo de mão	20	17	9	8	–	3
S96 : Traumatismos do músculo e tendão ao nível do tornozelo e do pé	19	12	9	3	–	7
S27 : Traumatismo de outros órgãos intratorácicos e dos não especificados	19	16	10	6	–	3
M70 : Transtornos dos tecidos moles relacionados com o uso, uso excessivo e pressão	19	6	2	1	3	13
H44 : Transtornos do globo ocular	19	17	16	–	1	2
S59 : Outros traumatismos do antebraço e os não especificados	18	17	11	5	1	1
S11 : Ferimento do pescoço	18	18	13	5	–	–

Capítulo 57 - Brasil e Grandes Regiões

57.5 - Quantidade de acidentes do trabalho, por situação de registro e motivo, segundo os 200 códigos da Classificação Internacional de Doenças - CID-10 mais incidentes, na Região Norte - 2015

(conclusão)

CID 10	QUANTIDADE DE ACIDENTES DO TRABALHO					
	Total	Com CAT Registrada				Sem CAT Registrada
		Total	Motivo			
			Típico	Trajeto	Doença do Trabalho	
T10 : Fratura do membro superior, nível não especificado	18	15	13	2	–	3
A16 : Tuberculose das vias respiratórias, sem confirmação bacteriológica ou histológica	18	–	–	–	–	18
F31 : Transtorno afetivo bipolar	18	2	–	–	2	16
M53 : Outras dorsopatias não classificadas em outra parte	17	10	8	1	1	7
B55 : Leishmaniose	17	1	1	–	–	16
X99 : Agressão por meio de objeto cortante ou penetrante	17	16	16	–	–	1
S88 : Amputação traumática da perna	17	10	4	6	–	7
T02 : Fraturas envolvendo múltiplas regiões do corpo	17	12	8	4	–	5
L02 : Abscesso cutâneo, furúnculo e antraz	17	15	15	–	–	2
V20 : Motociclista traumatizado em colisão com um pedestre ou um animal	16	16	3	13	–	–
S64 : Traumatismo de nervos ao nível do punho e da mão	16	14	13	1	–	2
S56 : Traumatismo do músculo e tendão ao nível do antebraço	15	13	10	2	1	2
S29 : Outros traumatismos do tórax e os não especificados	15	15	11	4	–	–
S49 : Outros traumatismos e os não especificados do ombro e do braço	15	14	9	5	–	1
S39 : Outros traumatismos e os não especificados do abdome, do dorso e da pelve	15	14	12	2	–	1
H57 : Outros transtornos do olho e anexos	14	13	12	1	–	1
M24 : Outras transtornos articulares específicos	14	8	7	1	–	6
T31 : Queimaduras classificadas segundo a extensão da superfície corporal atingida	14	14	14	–	–	–
V22 : Motociclista traumatizado em colisão com um veículo a motor de duas ou três rodas	14	14	1	13	–	–
W22 : Impacto acidental ativo ou passivo causado por outros objetos	14	14	14	–	–	–
T75 : Efeitos de outras causas externas	13	13	13	–	–	–
V80 : Pessoa montada em animal/ocupante de veículo a tração animal traumat em acid transp	13	12	6	6	–	1
S73 : Luxação, entorse e distensão da articulação e dos ligamentos do quadril	13	9	7	2	–	4
K46 : Hérnia abdominal não especificada	13	2	1	–	1	11
T03 : Luxações, entorses e distensões envolvendo regiões múltiplas do corpo	13	12	7	5	–	1
T06 : Outros traumatismos envolvendo regiões múltiplas do corpo, não class. em outra parte	13	13	7	6	–	–
B24 : Doença pelo vírus da imunodeficiência humana [HIV] não especificada	13	1	–	–	1	12
I83 : Varizes dos membros inferiores	13	3	2	–	1	10
R96 : Outras mortes súbitas de causa desconhecida	13	13	7	6	–	–
Y64 : Medicamentos ou substâncias biológicas contaminados	13	13	13	–	–	–
T78 : Efeitos adversos não classificados em outra parte	12	10	9	1	–	2
T81 : Complicações de procedimentos não classificadas em outra parte	12	12	11	1	–	–
T12 : Fratura do membro inferior, nível não especificado	12	10	6	4	–	2
X47 : Intoxicação acidental por e exposição a outros gases e vapores	12	12	12	–	–	–
L23 : Dermatites alérgicas de contato	12	2	1	–	1	10
W19 : Queda sem especificação	12	12	11	1	–	–
S14 : Traumatismo de nervos e da medula espinhal ao nível cervical	12	10	6	4	–	2
S37 : Traumatismo do aparelho urinário e de órgãos pélvicos	12	11	9	1	1	1
M43 : Outras dorsopatias deformantes	11	6	6	–	–	5
T98 : Seqüelas de outros efeitos de causas externas e dos não especificados	11	6	5	1	–	5
H11 : Outros transtornos da conjuntiva	11	11	10	–	1	–
M66 : Ruptura espontânea de sinóvia e de tendão	11	5	4	1	–	6
F40 : Transtornos fóbico-ansiosos	11	7	5	1	1	4
S07 : Lesões por esmagamento da cabeça	10	10	7	3	–	–
B18 : Hepatite viral crônica	10	–	–	–	–	10
M15 : Poliartrose	10	3	2	–	1	7
H18 : Outros transtornos da córnea	10	10	9	–	1	–
I21 : Infarto agudo do miocárdio	10	4	1	–	3	6
S23 : Luxação, entorse e distensão de articulações e dos ligamentos do tórax	10	9	8	1	–	1
R51 : Cefaléia	10	9	7	1	1	1
R60 : Edema não classificado em outra parte	10	10	8	2	–	–
L50 : Urticária	10	6	5	–	1	4
I69 : Seqüelas de doenças cerebrovasculares	9	2	1	–	1	7
Z91 : História pessoal de fatores de risco, não classificados em outra parte	9	9	7	2	–	–
B41 : Paracoccidioidomicose	9	–	–	–	–	9
I10 : Hipertensão essencial (primária)	9	2	2	–	–	7
R07 : Dor de garganta e no peito	9	9	5	4	–	–
W10 : Queda em ou de escadas ou degraus	9	9	9	–	–	–
S87 : Traumatismo por esmagamento da perna	9	9	7	2	–	–
X23 : Contato com abelhas, vespas e vespões	9	9	9	–	–	–
S54 : Traumatismo de nervos ao nível do antebraço	9	5	3	1	1	4
W17 : Outras quedas de um nível a outro	9	9	9	–	–	–
T04 : Traumatismos por esmagamento envolvendo múltiplas regiões do corpo	9	9	7	2	–	–
W27 : Contato com ferramentas manuais sem motor	9	9	9	–	–	–
M84 : Transtornos da continuidade do osso	8	6	5	1	–	2
Z71 : Pessoas em cont. c/ serv. de saúde p/ outr. Acons. e cons. méd., não class. em out. parte	8	8	7	1	–	–
Outras	1.105	803	587	155	61	302
Ignorado	26	4	3	1	–	22

Fonte: DATAPREV, CAT, SUB.
Nota: Os dados são preliminares, estando sujeitos a correções.

Capítulo 57 - Brasil e Grandes Regiões

57.6 - Quantidade de acidentes do trabalho, por situação de registro e motivo, segundo os 200 códigos da Classificação Internacional de Doenças - CID-10 mais incidentes, na Região Norte - 2016

(continua)

CID 10	QUANTIDADE DE ACIDENTES DO TRABALHO					
	Total	Com CAT Registrada				Sem CAT Registrada
		Total	Motivo			
			Típico	Trajeto	Doença do Trabalho	
TOTAL	**24.965**	**18.288**	**13.563**	**4.182**	**543**	**6.677**
S61 : Ferimento do punho e da mão	2.260	2.215	2.146	68	1	45
M54 : Dorsalgia	1.535	376	290	50	36	1.159
S62 : Fratura ao nível do punho e da mão	1.351	1.081	868	208	5	270
S82 : Fratura da perna, incluindo tornozelo	1.066	705	284	419	2	361
M75 : Lesões do ombro	1.043	202	54	16	132	841
S60 : Traumatismo superficial do punho e da mão	736	717	635	82	–	19
S52 : Fratura do antebraço	717	513	285	225	3	204
S92 : Fratura do pé (exceto do tornozelo)	609	448	304	142	2	161
S42 : Fratura do ombro e do braço	608	422	138	278	6	186
S01 : Ferimento da cabeça	593	586	531	55	–	7
F43 : Reações ao "stress" grave e transtornos de adaptação	541	324	285	17	22	217
M65 : Sinovite e tenossinovite	527	104	36	6	62	423
S80 : Traumatismo superficial da perna	498	478	280	197	1	20
S93 : Luxação, entorse e distensão das articulações e ligamentos ao nível do tornozelo e pé	489	450	343	107	–	39
S90 : Traumatismo superficial do tornozelo e do pé	459	442	332	110	–	17
S91 : Ferimentos do tornozelo e do pé	369	344	296	48	–	25
S81 : Ferimento da perna	362	342	251	90	1	20
T07 : Traumatismos múltiplos não especificados	354	343	109	234	–	11
Z20 : Contato com e exposição a doenças transmissíveis	334	333	333	–	–	1
S51 : Ferimento do antebraço	315	309	264	44	1	6
S68 : Amputação traumática ao nível do punho e da mão	314	212	206	6	–	102
S83 : Luxação, entorse e distensão das articulações e dos ligamentos do joelho	304	226	167	56	3	78
G56 : Mononeuropatias dos membros superiores	293	44	7	1	36	249
S43 : Luxação, entorse e distensão das articulações e dos ligamentos da cintura escapular	250	199	122	75	2	51
M51 : Outros transtornos de discos intervertebrais	245	57	27	4	26	188
S00 : Traumatismo superficial da cabeça	240	237	189	47	1	3
S40 : Traumatismo superficial do ombro e do braço	236	228	154	74	–	8
T14 : Traumatismo de região não especificada do corpo	219	210	148	62	–	9
M25 : Outros transtornos articulares não classificados em outra parte	219	121	83	25	13	98
F41 : Outros transtornos ansiosos	216	129	108	2	19	87
S06 : Traumatismo intracraniano	195	147	96	51	–	48
S50 : Traumatismo superficial do cotovelo e do antebraço	181	175	124	51	–	6
Z04 : Exame e observação por outras razões	172	172	157	15	–	–
S72 : Fratura do fêmur	162	116	38	78	–	46
M23 : Transtornos internos dos joelhos	159	66	38	19	9	93
S32 : Fratura da coluna lombar e da pelve	154	116	67	49	–	38
S41 : Ferimento do ombro e do braço	147	145	105	40	–	2
T23 : Queimadura e corrosão do punho e da mão	142	140	138	2	–	2
S02 : Fratura do crânio e dos ossos da face	141	109	72	37	–	32
K40 : Hérnia inguinal	141	8	1	–	7	133
S20 : Traumatismo superficial do tórax	138	137	102	33	2	1
S30 : Traumatismo superficial do abdome, do dorso e da pelve	129	120	96	24	–	9
S22 : Fratura de costela(s), esterno e coluna torácica	114	92	62	29	1	22
S63 : Luxação, entorse e distensão das articulações e ligamentos ao nível do punho e da mão	109	93	69	23	1	16
S66 : Traumatismo de músculo e tendão ao nível do punho e da mão	105	63	58	4	1	42
S05 : Traumatismo do olho e da órbita ocular	103	87	86	1	–	16
T01 : Ferimentos envolvendo múltiplas regiões do corpo	100	99	33	66	–	1
F32 : Episódios depressivos	99	20	10	1	9	79
V29 : Motociclista traumat. em outros acid. de transporte/acid de transporte não especif.	98	98	16	82	–	–
T15 : Corpo estranho na parte externa do olho	97	96	94	1	1	1
S70 : Traumatismo superficial do quadril e da coxa	92	87	59	28	–	5
T00 : Traumatismos superficiais envolvendo múltiplas regiões do corpo	86	86	34	52	–	–
T22 : Queimadura e corrosão do ombro e membro superior, exceto punho e mão	86	84	84	–	–	2
M77 : Outras entesopatias	81	21	5	–	16	60
Z00 : Exame geral e investigação de pessoas sem queixas ou diagnóstico relatado	81	81	65	16	–	–
M79 : Outros transtornos dos tecidos moles, não classificados em outra parte	78	66	45	17	4	12
S71 : Ferimento do quadril e da coxa	75	69	60	9	–	6
T30 : Queimadura e corrosão, parte não especificada do corpo	66	59	59	–	–	7
W60 : Contato com espinhos de plantas ou com folhas aguçadas	64	64	64	–	–	–
T63 : Efeito tóxico de contato com animais venenosos	62	17	17	–	–	45
T20 : Queimadura e corrosão da cabeça e pescoço	60	60	59	1	–	–
T25 : Queimadura e corrosão do tornozelo e do pé	58	53	53	–	–	5
S67 : Lesão por esmagamento do punho e da mão	57	49	48	1	–	8
T92 : Seqüelas de traumatismos do membro superior	52	11	11	–	–	41
H16 : Ceratite	51	42	40	–	2	9
T13 : Outros traumatismos de membro inferior, nível não especificado	50	45	30	15	–	5

Capítulo 57 - Brasil e Grandes Regiões

57.6 - Quantidade de acidentes do trabalho, por situação de registro e motivo, segundo os 200 códigos da Classificação Internacional de Doenças - CID-10 mais incidentes, na Região Norte - 2016

(continuação)

CID 10	QUANTIDADE DE ACIDENTES DO TRABALHO					
	Total	Com CAT Registrada				Sem CAT Registrada
		Total	Motivo			
			Típico	Trajeto	Doença do Trabalho	
K42 : Hérnia umbilical	48	3	1	–	2	45
M62 : Outros transtornos musculares	47	45	41	4	–	2
S09 : Outros traumatismos da cabeça e os não especificados	47	44	34	10	–	3
S53 : Luxação, entorse e distensão das articulações e dos ligamentos do cotovelo	47	36	27	9	–	11
Y60 : Corte, punção, perfuração ou hemorragia acidentais dur. prest. cuidados méd./cirúrg.	46	46	45	1	–	–
R69 : Causas desconhecidas e não especificadas de morbidade	45	45	40	4	1	–
W57 : Mordeduras e picadas de inseto e de outros artrópodes, não-venenosos	45	43	39	4	–	2
W54 : Mordedura ou golpe provocado por cão	44	44	42	2	–	–
M46 : Outras espondilopatias inflamatórias	43	2	–	1	1	41
T29 : Queimaduras e corrosões de múltiplas regiões do corpo	43	40	40	–	–	3
S31 : Ferimento do abdome, do dorso e da pelve	43	38	34	4	–	5
H54 : Cegueira e visão subnormal	42	12	9	2	1	30
Z56 : Problemas relacionados com o emprego e com o desemprego	41	1	1	–	–	40
S69 : Outros traumatismos e os não especificados do punho e da mão	40	35	31	3	1	5
Z57 : Exposição ocupacional a fatores de risco	39	38	38	–	–	1
S33 : Luxação, entorse ou distensão das articulações e ligamentos da coluna lombar e pelve	38	33	28	5	–	5
W87 : Exposição a corrente elétrica não especificada	37	37	37	–	–	–
V87 : Acidente de trânsito de tipo especif, mas desconhecido modo de transporte da vítima	35	34	3	31	–	1
H10 : Conjuntivite	35	34	34	–	–	1
T21 : Queimadura e corrosão do tronco	35	33	31	2	–	2
A15 : Tuberculose respiratória, com confirmação bacteriológica e histológica	34	2	–	–	2	32
T24 : Queimadura e corrosão do quadril e membro inferior, exceto tornozelo e do pé	34	33	31	2	–	1
S86 : Traumatismos de músculo e de tendão ao nível da perna	33	19	13	6	–	14
S99 : Outros traumatismos e os não especificados do tornozelo e do pé	32	30	21	9	–	2
V01 : Pedestre traumatizado em colisão com um veículo a pedal	32	32	10	22	–	–
Y28 : Contato com objeto cortante ou penetrante, intenção não determinada	32	32	32	–	–	–
T11 : Outros traumatismos de membro superior, nível não especificado	31	31	20	11	–	–
F33 : Transtorno depressivo recorrente	31	4	–	–	4	27
V09 : Pedestre traumatizado em outros acidentes de transporte e acid. de transp. não espec.	30	30	11	19	–	–
T93 : Seqüelas de traumatismos do membro inferior	29	8	6	2	–	21
V89 : Acidente com um veículo a motor ou não-motorizado, tipo(s) de veículo(s) não espec.	29	29	7	22	–	–
M99 : Lesões biomecânicas não classificadas em outra parte	29	24	11	13	–	5
R10 : Dor abdominal e pélvica	28	27	14	11	2	1
W45 : Penetração de corpo ou objeto estranho através da pele	28	27	27	–	–	1
V23 : Motociclista traumatizado em colisão c/ automóvel [carro], "pick up" ou caminhonete	27	27	4	23	–	–
S29 : Outros traumatismos do tórax e os não especificados	25	21	11	10	–	4
Z54 : Convalescença	25	25	15	6	4	–
R52 : Dor não classificada em outra parte	25	25	19	6	–	–
S12 : Fratura do pescoço	25	19	10	8	1	6
W01 : Queda no mesmo nível por escorregão, tropeção ou passos em falsos [traspés]	24	24	23	1	–	–
S36 : Traumatismo de órgãos intra-abdominais	24	18	10	8	–	6
M19 : Outras artroses	24	5	4	–	1	19
S89 : Outros traumatismos e os não especificados da perna	23	22	16	5	1	1
R57 : Choque não classificado em outra parte	23	23	19	4	–	–
M17 : Gonartrose [artrose do joelho]	23	4	3	–	1	19
T06 : Outros traumatismos envolvendo regiões múltiplas do corpo, não class. em outra parte	22	22	13	9	–	–
A16 : Tuberculose das vias respiratórias, sem confirmação bacteriológica ou histológica	22	4	–	–	4	18
S11 : Ferimento do pescoço	22	20	17	3	–	2
T26 : Queimadura e corrosão limitadas ao olho e seus anexos	22	22	21	1	–	–
F31 : Transtorno afetivo bipolar	22	3	1	1	1	19
W20 : Impacto causado por objeto lançado, projetado ou em queda	22	22	22	–	–	–
M96 : Transtornos osteomusculares pós-procedimentos não classificados em outra parte	21	21	9	8	4	–
V22 : Motociclista traumatizado em colisão com um veículo a motor de duas ou três rodas	20	19	6	13	–	1
S27 : Traumatismo de outros órgãos intratorácicos e dos não especificados	20	13	6	6	1	7
S21 : Ferimento do tórax	20	20	19	1	–	–
S04 : Traumatismo dos nervos cranianos	20	20	7	13	–	–
S98 : Amputação traumática do tornozelo e do pé	20	11	9	2	–	9
S56 : Traumatismo do músculo e tendão ao nível do antebraço	20	16	9	6	1	4
S46 : Traumatismo de tendão e músculo ao nível do ombro e do braço	20	10	6	4	–	10
S97 : Lesão por esmagamento do tornozelo e do pé	19	14	11	3	–	5
W19 : Queda sem especificação	19	19	12	7	–	–
I83 : Varizes dos membros inferiores	19	1	–	1	–	18
T09 : Outros traumatismos de coluna e tronco, nível não especificado	19	18	14	4	–	1
H57 : Outros transtornos do olho e anexos	19	19	18	1	–	–
T02 : Fraturas envolvendo múltiplas regiões do corpo	18	17	7	10	–	1
W27 : Contato com ferramentas manuais sem motor	18	18	17	–	1	–
H11 : Outros transtornos da conjuntiva	18	15	12	2	1	3
J45 : Asma	17	–	–	–	–	17

Capítulo 57 - Brasil e Grandes Regiões

57.6 - Quantidade de acidentes do trabalho, por situação de registro e motivo, segundo os 200 códigos da Classificação Internacional de Doenças - CID-10 mais incidentes, na Região Norte - 2016

(conclusão)

CID 10	QUANTIDADE DE ACIDENTES DO TRABALHO					
	Total	Com CAT Registrada				Sem CAT Registrada
		Total	Motivo			
			Típico	Trajeto	Doença do Trabalho	
S59 : Outros traumatismos do antebraço e os não especificados	17	16	6	9	1	1
X99 : Agressão por meio de objeto cortante ou penetrante	17	17	13	4	–	–
V28 : Motociclista traumatizado em um acidente de transporte sem colisão	16	16	4	12	–	–
M70 : Transtornos dos tecidos moles relacionados com o uso, uso excessivo e pressão	16	4	2	1	1	12
S49 : Outros traumatismos e os não especificados do ombro e do braço	16	15	11	4	–	1
Z48 : Outro seguimento cirúrgico	16	16	11	5	–	–
T90 : Seqüelas de traumatismo da cabeça	15	10	5	5	–	5
W10 : Queda em ou de escadas ou degraus	15	15	14	1	–	–
S23 : Luxação, entorse e distensão de articulações e dos ligamentos do tórax	15	12	8	4	–	3
T10 : Fratura do membro superior, nível não especificado	15	11	6	5	–	4
Z91 : História pessoal de fatores de risco, não classificados em outra parte	15	15	13	2	–	–
T31 : Queimaduras classificadas segundo a extensão da superfície corporal atingida	15	12	12	–	–	3
S64 : Traumatismo de nervos ao nível do punho e da mão	15	13	11	1	1	2
L02 : Abscesso cutâneo, furúnculo e antraz	15	12	9	2	1	3
S76 : Traumatismo de músculo e de tendão ao nível do quadril e da coxa	15	12	11	1	–	3
Y04 : Agressão por meio de força corporal	14	14	9	4	1	–
R07 : Dor de garganta e no peito	14	13	10	3	–	1
M13 : Outras artrites	14	10	3	7	–	4
V20 : Motociclista traumatizado em colisão com um pedestre ou um animal	14	14	3	11	–	–
X93 : Agressão por meio de disparo de arma de fogo de mão	14	13	9	4	–	1
X20 : Contato com serpentes e lagartos venenosos	14	10	8	2	–	4
M53 : Outras dorsopatias não classificadas em outra parte	13	1	1	–	–	12
J38 : Doenças das cordas vocais e da laringe não classificadas em outra parte	13	4	1	–	3	9
T98 : Seqüelas de outros efeitos de causas externas e dos não especificados	13	6	4	2	–	7
S13 : Luxação, entorse ou distensão das articulações e dos ligamentos do pescoço	13	13	9	4	–	–
S79 : Outros traumatismos e os não especificados do quadril e da coxa	13	7	5	2	–	6
V80 : Pessoa montada em animal/ocupante de veículo a tração animal traumat em acid transp	12	12	5	7	–	–
T81 : Complicações de procedimentos não classificadas em outra parte	12	9	9	–	–	3
S96 : Traumatismos do músculo e tendão ao nível do tornozelo e do pé	12	8	4	4	–	4
M71 : Outras bursopatias	12	2	1	–	1	10
R45 : Sintomas e sinais relativos ao estado emocional	12	12	8	4	–	–
C44 : Outras neoplasias malignas da pele	12	5	4	1	–	7
L23 : Dermatites alérgicas de contato	12	2	2	–	–	10
S87 : Traumatismo por esmagamento da perna	12	8	4	4	–	4
F40 : Transtornos fóbico-ansiosos	11	6	6	–	–	5
R51 : Cefaléia	11	11	7	3	1	–
H90 : Perda de audição por transtorno de condução e/ou neuro-sensorial	11	9	2	–	7	2
H44 : Transtornos do globo ocular	11	10	10	–	–	1
S73 : Luxação, entorse e distensão da articulação e dos ligamentos do quadril	11	9	8	1	–	2
S39 : Outros traumatismos e os não especificados do abdome, do dorso e da pelve	11	11	10	1	–	–
L30 : Outras dermatites	11	10	10	–	–	1
M50 : Transtornos dos discos cervicais	10	5	2	2	1	5
S65 : Traumatismo de vasos sangüíneos ao nível do punho e da mão	10	10	10	–	–	–
L03 : Celulite (Flegmão)	10	8	7	1	–	2
S54 : Traumatismo de nervos ao nível do antebraço	10	7	6	1	–	3
M24 : Outras transtornos articulares específicos	10	4	3	1	–	6
K35 : Apendicite aguda	10	4	1	1	2	6
M15 : Poliartrose	10	6	3	2	1	4
H18 : Outros transtornos da córnea	10	10	10	–	–	–
Z02 : Exame médico e consulta com finalidades administrativas	10	10	9	1	–	–
M93 : Outras osteocondropatias	10	8	6	2	–	2
S14 : Traumatismo de nervos e da medula espinhal ao nível cervical	10	8	3	5	–	2
V03 : Pedestre traumatizado em colisão com um automóvel, "pick up" ou caminhonete	10	10	2	8	–	–
T75 : Efeitos de outras causas externas	10	10	8	–	2	–
H33 : Descolamentos e defeitos da retina	10	3	3	–	–	7
M22 : Transtornos da rótula [patela]	9	3	1	1	1	6
V06 : Pedestre traumatizado em colisão com outro veículo não-motorizado	9	9	3	6	–	–
X23 : Contato com abelhas, vespas e vespões	9	9	9	–	–	–
L08 : Outras infecções localizadas da pele e do tecido subcutâneo	9	9	8	–	1	–
W18 : Outras quedas no mesmo nível	9	9	8	1	–	–
W34 : Projéteis de outras armas de fogo e das não especificadas	9	8	5	3	–	1
T12 : Fratura do membro inferior, nível não especificado	9	5	1	4	–	4
K46 : Hérnia abdominal não especificada	9	1	1	–	–	8
L24 : Dermatites de contato por irritantes	8	5	4	–	1	3
S94 : Traumatismo dos nervos ao nível do tornozelo e do pé	8	7	6	1	–	1
T08 : Fratura da coluna, nível não especificado	8	7	7	–	–	1
Outras	1.077	765	546	164	55	312
Ignorado	11	5	5	–	–	6

Fonte: DATAPREV, CAT, SUB.
Nota: Os dados são preliminares, estando sujeitos a correções.

Capítulo 57 - Brasil e Grandes Regiões

57.7 - Quantidade de acidentes do trabalho, por situação de registro e motivo, segundo os 200 códigos da Classificação Internacional de Doenças - CID-10 mais incidentes, na Região Nordeste - 2014

(continua)

CID 10	QUANTIDADE DE ACIDENTES DO TRABALHO					
	Total	Com CAT Registrada				Sem CAT Registrada
		Total	Motivo			
			Típico	Trajeto	Doença do Trabalho	
TOTAL	**87.536**	**56.831**	**40.176**	**13.480**	**3.175**	**30.705**
S61 : Ferimento do punho e da mão	6.348	5.947	5.769	174	4	401
M54 : Dorsalgia	6.268	1.467	1.004	207	256	4.801
S62 : Fratura ao nível do punho e da mão	4.660	3.222	2.423	792	7	1.438
S82 : Fratura da perna, incluindo tornozelo	3.858	2.212	826	1.380	6	1.646
M75 : Lesões do ombro	3.617	833	173	37	623	2.784
S93 : Luxação, entorse e distensão das articulações e ligamentos ao nível do tornozelo e pé	3.367	3.043	2.121	918	4	324
M65 : Sinovite e tenossinovite	2.730	751	196	47	508	1.979
S60 : Traumatismo superficial do punho e da mão	2.709	2.608	2.270	334	4	101
S92 : Fratura do pé (exceto do tornozelo)	2.612	1.715	1.042	663	10	897
S52 : Fratura do antebraço	2.576	1.506	749	752	5	1.070
S42 : Fratura do ombro e do braço	2.146	1.253	387	857	9	893
S80 : Traumatismo superficial da perna	1.897	1.774	1.113	660	1	123
F43 : Reações ao "stress" grave e transtornos de adaptação	1.603	934	775	43	116	669
G56 : Mononeuropatias dos membros superiores	1.595	343	29	3	311	1.252
S90 : Traumatismo superficial do tornozelo e do pé	1.594	1.506	1.158	347	1	88
M51 : Outros transtornos de discos intervertebrais	1.432	290	87	12	191	1.142
S81 : Ferimento da perna	1.296	1.154	834	319	1	142
S01 : Ferimento da cabeça	1.286	1.267	1.136	130	1	19
M25 : Outros transtornos articulares não classificados em outra parte	1.254	711	495	194	22	543
S83 : Luxação, entorse e distensão das articulações e dos ligamentos do joelho	1.228	840	581	239	20	388
S68 : Amputação traumática ao nível do punho e da mão	1.016	536	502	25	9	480
S91 : Ferimentos do tornozelo e do pé	993	809	619	189	1	184
Z20 : Contato com e exposição a doenças transmissíveis	945	945	908	1	36	–
S40 : Traumatismo superficial do ombro e do braço	821	783	480	301	2	38
S43 : Luxação, entorse e distensão das articulações e dos ligamentos da cintura escapular	802	534	317	204	13	268
S72 : Fratura do fêmur	690	370	110	259	1	320
S63 : Luxação, entorse e distensão das articulações e ligamentos ao nível do punho e da mão	678	579	441	135	3	99
M23 : Transtornos internos dos joelhos	669	204	119	50	35	465
M77 : Outras entesopatias	612	109	37	3	69	503
S06 : Traumatismo intracraniano	607	403	211	187	5	204
S50 : Traumatismo superficial do cotovelo e do antebraço	587	566	398	165	3	21
T14 : Traumatismo de região não especificada do corpo	583	552	415	136	1	31
K40 : Hérnia inguinal	577	32	7	–	25	545
S00 : Traumatismo superficial da cabeça	575	566	470	96	–	9
S51 : Ferimento do antebraço	544	508	415	93	–	36
F41 : Outros transtornos ansiosos	540	160	90	4	66	380
F32 : Episódios depressivos	513	112	23	3	86	401
T23 : Queimadura e corrosão do punho e da mão	493	463	457	4	2	30
T07 : Traumatismos múltiplos não especificados	422	392	172	220	–	30
S32 : Fratura da coluna lombar e da pelve	419	254	143	110	1	165
T15 : Corpo estranho na parte externa do olho	416	413	404	9	–	3
S02 : Fratura do crânio e dos ossos da face	399	281	137	143	1	118
S05 : Traumatismo do olho e da órbita ocular	386	312	296	15	1	74
S20 : Traumatismo superficial do tórax	368	342	231	111	–	26
T00 : Traumatismos superficiais envolvendo múltiplas regiões do corpo	357	344	141	203	–	13
K42 : Hérnia umbilical	348	13	2	–	11	335
S70 : Traumatismo superficial do quadril e da coxa	324	314	216	98	–	10
S22 : Fratura de costela(s), esterno e coluna torácica	316	192	128	64	–	124
S66 : Traumatismo de músculo e tendão ao nível do punho e da mão	314	147	140	7	–	167
Z57 : Exposição ocupacional a fatores de risco	303	303	292	2	9	–
S41 : Ferimento do ombro e do braço	300	287	205	82	–	13
M79 : Outros transtornos dos tecidos moles, não classificados em outra parte	294	215	161	43	11	79
S30 : Traumatismo superficial do abdome, do dorso e da pelve	290	280	206	72	2	10
T22 : Queimadura e corrosão do ombro e membro superior, exceto punho e mão	257	251	249	2	–	6
H16 : Ceratite	247	202	195	4	3	45
T01 : Ferimentos envolvendo múltiplas regiões do corpo	242	231	91	140	–	11
T30 : Queimadura e corrosão, parte não especificada do corpo	233	205	200	5	–	28
Z04 : Exame e observação por outras razões	229	227	215	9	3	2
S09 : Outros traumatismos da cabeça e os não especificados	204	183	114	68	1	21
S71 : Ferimento do quadril e da coxa	190	175	143	32	–	15
H10 : Conjuntivite	189	176	173	3	–	13
Y60 : Corte, punção, perfuração ou hemorragia acidentais dur. prest. cuidados méd./cirúrg.	187	187	184	3	–	–
T92 : Seqüelas de traumatismos do membro superior	186	46	32	12	2	140
A05 : Outras intoxicações alimentares bacterianas	175	175	93	–	82	–
S67 : Lesão por esmagamento do punho e da mão	174	155	151	3	1	19
S69 : Outros traumatismos e os não especificados do punho e da mão	172	139	121	18	–	33

Capítulo 57 - Brasil e Grandes Regiões

57.7 - Quantidade de acidentes do trabalho, por situação de registro e motivo, segundo os 200 códigos da Classificação Internacional de Doenças - CID-10 mais incidentes, na Região Nordeste - 2014

(continuação)

CID 10	QUANTIDADE DE ACIDENTES DO TRABALHO					
	Total	Com CAT Registrada				Sem CAT Registrada
		Total	Motivo			
			Típico	Trajeto	Doença do Trabalho	
M50 : Transtornos dos discos cervicais	171	66	18	4	44	105
A09 : Diarréia e gastroenterite de origem infecciosa presumível	164	164	119	–	45	–
T25 : Queimadura e corrosão do tornozelo e do pé	159	144	132	12	–	15
M62 : Outros transtornos musculares	153	135	104	30	1	18
T13 : Outros traumatismos de membro inferior, nível não especificado	142	118	72	46	–	24
M70 : Transtornos dos tecidos moles relacionados com o uso, uso excessivo e pressão	142	29	9	3	17	113
S53 : Luxação, entorse e distensão das articulações e dos ligamentos do cotovelo	141	100	70	30	–	41
M17 : Gonartrose [artrose do joelho]	141	19	9	2	8	122
S33 : Luxação, entorse ou distensão das articulações e ligamentos da coluna lombar e pelve	140	128	100	27	1	12
F33 : Transtorno depressivo recorrente	140	16	3	–	13	124
C44 : Outras neoplasias malignas da pele	137	10	6	3	1	127
S98 : Amputação traumática do tornozelo e do pé	136	64	51	13	–	72
Z48 : Outro seguimento cirúrgico	136	134	122	12	–	2
T24 : Queimadura e corrosão do quadril e membro inferior, exceto tornozelo e do pé	135	126	117	9	–	9
B55 : Leishmaniose	131	–	–	–	–	131
H90 : Perda de audição por transtorno de condução e/ou neuro-sensorial	129	113	65	–	48	16
T20 : Queimadura e corrosão da cabeça e pescoço	127	118	118	–	–	9
T11 : Outros traumatismos de membro superior, nível não especificado	124	113	82	31	–	11
J45 : Asma	123	8	2	–	6	115
T31 : Queimaduras classificadas segundo a extensão da superfície corporal atingida	120	105	97	8	–	15
I83 : Varizes dos membros inferiores	117	4	–	–	4	113
V29 : Motociclista traumat. em outros acid. de transporte/acid de transporte não especif.	114	113	11	102	–	1
M19 : Outras artroses	106	9	4	–	5	97
T93 : Seqüelas de traumatismos do membro inferior	103	27	16	10	1	76
X99 : Agressão por meio de objeto cortante ou penetrante	103	103	98	5	–	–
M53 : Outras dorsopatias não classificadas em outra parte	102	40	14	5	21	62
H54 : Cegueira e visão subnormal	99	18	12	3	3	81
T29 : Queimaduras e corrosões de múltiplas regiões do corpo	98	84	78	6	–	14
W57 : Mordeduras e picadas de inseto e de outros artrópodes, não-venenosos	97	97	90	7	–	–
V28 : Motociclista traumatizado em um acidente de transporte sem colisão	96	95	16	79	–	1
T21 : Queimadura e corrosão do tronco	93	80	79	1	–	13
Y65 : Outros acidentes durante a prestação de cuidados médicos e cirúrgicos	91	91	91	–	–	–
S36 : Traumatismo de órgãos intra-abdominais	91	52	22	30	–	39
R52 : Dor não classificada em outra parte	89	86	65	21	–	3
A15 : Tuberculose respiratória, com confirmação bacteriológica e histológica	86	7	1	–	6	79
L23 : Dermatites alérgicas de contato	86	22	11	–	11	64
S31 : Ferimento do abdome, do dorso e da pelve	86	77	63	14	–	9
V89 : Acidente com um veículo a motor ou não-motorizado, tipo(s) de veículo(s) não espec.	85	85	20	64	1	–
T98 : Seqüelas de outros efeitos de causas externas e dos não especificados	85	27	17	9	1	58
S99 : Outros traumatismos e os não especificados do tornozelo e do pé	84	70	49	21	–	14
V87 : Acidente de trânsito de tipo especif, mas desconhecido modo de transporte da vítima	83	83	19	64	–	–
H18 : Outros transtornos da córnea	81	71	69	2	–	10
S12 : Fratura do pescoço	80	51	25	25	1	29
W01 : Queda no mesmo nível por escorregão, tropeção ou passos em falsos [traspés]	80	80	70	10	–	–
J38 : Doenças das cordas vocais e da laringe não classificadas em outra parte	79	10	1	–	9	69
W27 : Contato com ferramentas manuais sem motor	78	78	78	–	–	–
S89 : Outros traumatismos e os não especificados da perna	77	59	36	22	1	18
S64 : Traumatismo de nervos ao nível do punho e da mão	76	53	47	5	1	23
S13 : Luxação, entorse ou distensão das articulações e dos ligamentos do pescoço	73	69	47	21	1	4
S46 : Traumatismo de tendão e músculo ao nível do ombro e do braço	72	36	27	7	2	36
Y28 : Contato com objeto cortante ou penetrante, intenção não determinada	71	71	71	–	–	–
S86 : Traumatismos de músculo e de tendão ao nível da perna	71	35	27	8	–	36
I10 : Hipertensão essencial (primária)	71	10	4	4	2	61
M24 : Outras transtornos articulares específicos	68	32	23	4	5	36
R10 : Dor abdominal e pélvica	67	61	33	24	4	6
M67 : Outros transtornos das sinóvias e dos tendões	67	31	18	5	8	36
W45 : Penetração de corpo ou objeto estranho através da pele	64	63	62	1	–	1
T63 : Efeito tóxico de contato com animais venenosos	64	56	53	2	1	8
Z00 : Exame geral e investigação de pessoas sem queixas ou diagnóstico relatado	64	62	46	15	1	2
R57 : Choque não classificado em outra parte	63	61	52	9	–	2
K43 : Hérnia ventral	63	2	1	–	1	61
L02 : Abscesso cutâneo, furúnculo e antraz	62	39	33	3	3	23
S29 : Outros traumatismos do tórax e os não especificados	61	55	35	20	–	6
M96 : Transtornos osteomusculares pós-procedimentos não classificados em outra parte	60	56	39	14	3	4
T26 : Queimadura e corrosão limitadas ao olho e seus anexos	60	57	57	–	–	3
R49 : Distúrbios da voz	58	7	–	–	7	51
S14 : Traumatismo de nervos e da medula espinhal ao nível cervical	58	40	12	27	1	18
V09 : Pedestre traumatizado em outros acidentes de transporte e acid. de transp. não espec.	58	58	17	41	–	–

Capítulo 57 - Brasil e Grandes Regiões

57.7 - Quantidade de acidentes do trabalho, por situação de registro e motivo, segundo os 200 códigos da Classificação Internacional de Doenças - CID-10 mais incidentes, na Região Nordeste - 2014

(conclusão)

CID 10	QUANTIDADE DE ACIDENTES DO TRABALHO					
	Total	Com CAT Registrada				Sem CAT Registrada
		Total	Motivo			
			Típico	Trajeto	Doença do Trabalho	
T09 : Outros traumatismos de coluna e tronco, nível não especificado	58	56	40	16	–	2
S10 : Traumatismo superficial do pescoço	58	56	37	19	–	2
Z03 : Observação e avaliação médica por doenças e afecções suspeitas	57	44	35	9	–	13
M47 : Espondilose	57	4	2	–	2	53
M99 : Lesões biomecânicas não classificadas em outra parte	56	40	29	11	–	16
W54 : Mordedura ou golpe provocado por cão	54	54	42	12	–	–
M43 : Outras dorsopatias deformantes	54	37	26	8	3	17
Z54 : Convalescença	53	53	39	11	3	–
Y69 : Acidente não especificado durante a prestação de cuidado médico e cirúrgico	52	52	52	–	–	–
V01 : Pedestre traumatizado em colisão com um veículo a pedal	52	52	17	35	–	–
R51 : Cefaléia	52	48	36	11	1	4
A16 : Tuberculose das vias respiratórias, sem confirmação bacteriológica ou histológica	51	1	–	–	1	50
M16 : Coxartrose [artrose do quadril]	51	9	2	1	6	42
T02 : Fraturas envolvendo múltiplas regiões do corpo	51	39	18	21	–	12
M15 : Poliartrose	50	23	15	3	5	27
X23 : Contato com abelhas, vespas e vespões	49	49	43	6	–	–
S27 : Traumatismo de outros órgãos intratorácicos e dos não especificados	49	31	14	17	–	18
M22 : Transtornos da rótula [patela]	47	21	13	4	4	26
H57 : Outros transtornos do olho e anexos	47	45	44	1	–	2
S56 : Traumatismo do músculo e tendão ao nível do antebraço	47	30	24	6	–	17
W87 : Exposição a corrente elétrica não especificada	46	43	43	–	–	3
M66 : Ruptura espontânea de sinóvia e de tendão	46	19	13	4	2	27
M71 : Outras bursopatias	46	10	3	1	6	36
T08 : Fratura da coluna, nível não especificado	45	35	23	12	–	10
T90 : Seqüelas de traumatismo da cabeça	45	26	17	9	–	19
S49 : Outros traumatismos e os não especificados do ombro e do braço	44	40	23	17	–	4
V23 : Motociclista traumatizado em colisão c/ automóvel [carro], "pick up" ou caminhonete	43	42	3	39	–	1
S54 : Traumatismo de nervos ao nível do antebraço	43	30	23	6	1	13
M84 : Transtornos da continuidade do osso	43	18	8	9	1	25
L24 : Dermatites de contato por irritantes	43	27	22	–	5	16
H11 : Outros transtornos da conjuntiva	41	37	36	–	1	4
T06 : Outros traumatismos envolvendo regiões múltiplas do corpo, não class. em outra parte	40	38	22	16	–	2
I84 : Hemorróidas	40	4	–	–	4	36
S21 : Ferimento do tórax	40	27	15	12	–	13
H44 : Transtornos do globo ocular	40	33	32	1	–	7
T78 : Efeitos adversos não classificados em outra parte	39	36	34	1	1	3
S97 : Lesão por esmagamento do tornozelo e do pé	39	30	28	2	–	9
R85 : Achados anormais de mater. proveniente dos órgãos digestivos e da cavid. Abdominal	39	39	34	5	–	–
W10 : Queda em ou de escadas ou degraus	38	38	36	2	–	–
N18 : Insuficiência renal crônica	38	1	–	–	1	37
S96 : Traumatismos do músculo e tendão ao nível do tornozelo e do pé	37	20	12	8	–	17
S73 : Luxação, entorse e distensão da articulação e dos ligamentos do quadril	37	30	17	13	–	7
S88 : Amputação traumática da perna	37	21	11	10	–	16
S76 : Traumatismo de músculo e de tendão ao nível do quadril e da coxa	36	21	16	5	–	15
F40 : Transtornos fóbico-ansiosos	36	13	8	2	3	23
F31 : Transtorno afetivo bipolar	35	–	–	–	–	35
W50 : Golpe, pancada, pontapé, mordedura ou escoriação infligidos por outra pessoa	34	34	21	13	–	–
R07 : Dor de garganta e no peito	34	33	19	12	2	1
S59 : Outros traumatismos do antebraço e os não especificados	33	33	17	16	–	–
M76 : Entesopatias dos membros inferiores, excluindo pé	33	17	7	3	7	16
T10 : Fratura do membro superior, nível não especificado	33	25	17	8	–	8
S94 : Traumatismo dos nervos ao nível do tornozelo e do pé	32	25	21	4	–	7
S65 : Traumatismo de vasos sangüíneos ao nível do punho e da mão	31	27	24	2	1	4
K46 : Hérnia abdominal não especificada	31	3	1	–	2	28
T75 : Efeitos de outras causas externas	30	25	24	–	1	5
Y87 : Seqüelas de lesão autoprovocada intencional, de agress ou fato cuja intenção é indeter.	30	30	30	–	–	–
X93 : Agressão por meio de disparo de arma de fogo de mão	29	27	15	11	1	2
H26 : Outras cataratas	29	10	9	–	1	19
S39 : Outros traumatismos e os não especificados do abdome, do dorso e da pelve	29	24	15	9	–	5
J68 : Afecções respiratórias devidas a inalação de prod. químicos, gases, fumaças e vapores	28	22	20	1	1	6
V22 : Motociclista traumatizado em colisão com um veículo a motor de duas ou três rodas	28	27	5	22	–	1
R68 : Outros sintomas e sinais gerais	28	28	23	5	–	–
H33 : Descolamentos e defeitos da retina	28	12	9	1	2	16
R96 : Outras mortes súbitas de causa desconhecida	28	28	12	15	1	–
V20 : Motociclista traumatizado em colisão com um pedestre ou um animal	27	25	3	22	–	2
L55 : Queimadura solar	27	27	27	–	–	–
Outras	3.848	2.576	1.758	586	232	1.272
Ignorado	92	20	15	4	1	72

Fonte: DATAPREV, CAT, SUB.
Nota: Os dados são preliminares, estando sujeitos a correções.

Capítulo 57 - Brasil e Grandes Regiões

57.8 - Quantidade de acidentes do trabalho, por situação de registro e motivo, segundo os 200 códigos da Classificação Internacional de Doenças - CID-10 mais incidentes, na Região Nordeste - 2015

(continua)

CID 10	QUANTIDADE DE ACIDENTES DO TRABALHO					
	Total	Com CAT Registrada				Sem CAT Registrada
		Total	Motivo			
			Típico	Trajeto	Doença do Trabalho	
TOTAL	**74.815**	**51.674**	**36.717**	**12.229**	**2.728**	**23.141**
S61 : Ferimento do punho e da mão	5.597	5.340	5.170	162	8	257
M54 : Dorsalgia	4.862	1.252	836	178	238	3.610
S62 : Fratura ao nível do punho e da mão	3.713	2.733	2.056	660	17	980
S82 : Fratura da perna, incluindo tornozelo	3.132	1.866	682	1.177	7	1.266
M75 : Lesões do ombro	2.965	703	128	34	541	2.262
S93 : Luxação, entorse e distensão das articulações e ligamentos ao nível do tornozelo e pé	2.926	2.713	1.922	787	4	213
S60 : Traumatismo superficial do punho e da mão	2.341	2.266	1.945	317	4	75
S92 : Fratura do pé (exceto do tornozelo)	2.090	1.369	879	485	5	721
S52 : Fratura do antebraço	2.058	1.233	613	618	2	825
F43 : Reações ao "stress" grave e transtornos de adaptação	1.946	1.367	1.189	71	107	579
M65 : Sinovite e tenossinovite	1.859	558	148	25	385	1.301
S42 : Fratura do ombro e do braço	1.761	1.088	328	757	3	673
S80 : Traumatismo superficial da perna	1.743	1.653	1.031	618	4	90
G56 : Mononeuropatias dos membros superiores	1.434	338	37	4	297	1.096
S90 : Traumatismo superficial do tornozelo e do pé	1.419	1.373	1.003	368	2	46
M51 : Outros transtornos de discos intervertebrais	1.214	252	69	8	175	962
S01 : Ferimento da cabeça	1.145	1.134	1.018	115	1	11
M25 : Outros transtornos articulares não classificados em outra parte	1.127	756	473	251	32	371
Z20 : Contato com e exposição a doenças transmissíveis	1.119	1.119	1.074	4	41	–
S83 : Luxação, entorse e distensão das articulações e dos ligamentos do joelho	1.075	742	488	232	22	333
S81 : Ferimento da perna	1.056	980	709	270	1	76
S68 : Amputação traumática ao nível do punho e da mão	860	463	434	25	4	397
S91 : Ferimentos do tornozelo e do pé	763	672	526	145	1	91
S43 : Luxação, entorse e distensão das articulações e dos ligamentos da cintura escapular	708	503	274	217	12	205
S40 : Traumatismo superficial do ombro e do braço	679	649	402	245	2	30
S72 : Fratura do fêmur	617	337	121	215	1	280
T14 : Traumatismo de região não especificada do corpo	607	592	437	155	–	15
M23 : Transtornos internos dos joelhos	559	202	108	61	33	357
S50 : Traumatismo superficial do cotovelo e do antebraço	551	532	349	182	1	19
S63 : Luxação, entorse e distensão das articulações e ligamentos ao nível do punho e da mão	551	485	375	108	2	66
S51 : Ferimento do antebraço	531	516	429	86	1	15
F41 : Outros transtornos ansiosos	529	178	89	3	86	351
S00 : Traumatismo superficial da cabeça	511	506	427	79	–	5
S06 : Traumatismo intracraniano	488	350	187	161	2	138
T23 : Queimadura e corrosão do punho e da mão	425	404	398	5	1	21
T07 : Traumatismos múltiplos não especificados	417	390	175	213	2	27
T15 : Corpo estranho na parte externa do olho	411	411	403	7	1	–
M77 : Outras entesopatias	409	88	24	2	62	321
K40 : Hérnia inguinal	402	24	6	–	18	378
S32 : Fratura da coluna lombar e da pelve	386	245	136	109	–	141
F32 : Episódios depressivos	356	86	20	–	66	270
Z57 : Exposição ocupacional a fatores de risco	342	339	335	1	3	3
M79 : Outros transtornos dos tecidos moles, não classificados em outra parte	322	269	190	68	11	53
S20 : Traumatismo superficial do tórax	306	300	210	90	–	6
T00 : Traumatismos superficiais envolvendo múltiplas regiões do corpo	302	286	125	161	–	16
S30 : Traumatismo superficial do abdome, do dorso e da pelve	301	291	214	75	2	10
S70 : Traumatismo superficial do quadril e da coxa	293	280	186	94	–	13
S02 : Fratura do crânio e dos ossos da face	289	212	121	90	1	77
S05 : Traumatismo do olho e da órbita ocular	280	232	224	8	–	48
S41 : Ferimento do ombro e do braço	279	271	187	84	–	8
Z04 : Exame e observação por outras razões	271	270	264	6	–	1
S66 : Traumatismo de músculo e tendão ao nível do punho e da mão	259	161	143	17	1	98
T22 : Queimadura e corrosão do ombro e membro superior, exceto punho e mão	245	233	227	6	–	12
S22 : Fratura de costela(s), esterno e coluna torácica	241	142	78	64	–	99
K42 : Hérnia umbilical	223	13	3	–	10	210
T01 : Ferimentos envolvendo múltiplas regiões do corpo	218	210	77	133	–	8
T30 : Queimadura e corrosão, parte não especificada do corpo	199	181	171	10	–	18
H16 : Ceratite	197	169	168	–	1	28
S09 : Outros traumatismos da cabeça e os não especificados	178	176	121	55	–	2
S71 : Ferimento do quadril e da coxa	174	162	139	23	–	12
H90 : Perda de audição por transtorno de condução e/ou neuro-sensorial	174	149	84	–	65	25
Y60 : Corte, punção, perfuração ou hemorragia acidentais dur. prest. cuidados méd./cirúrg.	170	170	166	4	–	–
S67 : Lesão por esmagamento do punho e da mão	169	139	128	9	2	30
V29 : Motociclista traumat. em outros acid. de transporte/acid de transporte não especif.	163	159	24	135	–	4
T25 : Queimadura e corrosão do tornozelo e do pé	158	145	138	7	–	13
M62 : Outros transtornos musculares	151	139	109	28	2	12

Capítulo 57 - Brasil e Grandes Regiões

57.8 - Quantidade de acidentes do trabalho, por situação de registro e motivo, segundo os 200 códigos da Classificação Internacional de Doenças - CID-10 mais incidentes, na Região Nordeste - 2015

(continuação)

CID 10	QUANTIDADE DE ACIDENTES DO TRABALHO					
	Total	Com CAT Registrada				Sem CAT Registrada
		Total	Motivo			
			Típico	Trajeto	Doença do Trabalho	
F33 : Transtorno depressivo recorrente	151	31	5	–	26	120
S33 : Luxação, entorse ou distensão das articulações e ligamentos da coluna lombar e pelve	146	133	101	30	2	13
T20 : Queimadura e corrosão da cabeça e pescoço	134	128	126	2	–	6
Z48 : Outro seguimento cirúrgico	130	127	115	12	–	3
S53 : Luxação, entorse e distensão das articulações e dos ligamentos do cotovelo	123	87	61	26	–	36
H10 : Conjuntivite	123	117	117	–	–	6
R52 : Dor não classificada em outra parte	123	120	89	30	1	3
M50 : Transtornos dos discos cervicais	121	48	12	2	34	73
S69 : Outros traumatismos e os não especificados do punho e da mão	117	103	96	7	–	14
M17 : Gonartrose [artrose do joelho]	114	15	9	3	3	99
T13 : Outros traumatismos de membro inferior, nível não especificado	113	104	79	24	1	9
C44 : Outras neoplasias malignas da pele	113	12	9	2	1	101
T24 : Queimadura e corrosão do quadril e membro inferior, exceto tornozelo e do pé	110	102	92	10	–	8
T92 : Seqüelas de traumatismos do membro superior	109	36	27	8	1	73
T11 : Outros traumatismos de membro superior, nível não especificado	109	97	73	24	–	12
J45 : Asma	108	14	9	–	5	94
B55 : Leishmaniose	108	–	–	–	–	108
Y28 : Contato com objeto cortante ou penetrante, intenção não determinada	105	105	103	2	–	–
W57 : Mordeduras e picadas de inseto e de outros artrópodes, não-venenosos	100	99	97	2	–	1
A09 : Diarréia e gastroenterite de origem infecciosa presumível	97	97	95	–	2	–
V89 : Acidente com um veículo a motor ou não-motorizado, tipo(s) de veículo(s) não espec.	96	95	16	79	–	1
T29 : Queimaduras e corrosões de múltiplas regiões do corpo	95	86	83	3	–	9
W27 : Contato com ferramentas manuais sem motor	94	94	94	–	–	–
R68 : Outros sintomas e sinais gerais	94	94	80	14	–	–
Z00 : Exame geral e investigação de pessoas sem queixas ou diagnóstico relatado	89	89	71	16	2	–
M53 : Outras dorsopatias não classificadas em outra parte	88	32	18	4	10	56
S86 : Traumatismos de músculo e de tendão ao nível da perna	86	47	37	10	–	39
M70 : Transtornos dos tecidos moles relacionados com o uso, uso excessivo e pressão	85	34	12	3	19	51
Y65 : Outros acidentes durante a prestação de cuidados médicos e cirúrgicos	82	82	82	–	–	–
A15 : Tuberculose respiratória, com confirmação bacteriológica e histológica	81	2	1	–	1	79
S31 : Ferimento do abdome, do dorso e da pelve	80	68	53	15	–	12
X99 : Agressão por meio de objeto cortante ou penetrante	80	75	72	3	–	5
V28 : Motociclista traumatizado em um acidente de transporte sem colisão	79	76	8	68	–	3
T93 : Seqüelas de traumatismos do membro inferior	79	23	12	11	–	56
S98 : Amputação traumática do tornozelo e do pé	79	35	26	8	1	44
T21 : Queimadura e corrosão do tronco	78	68	67	1	–	10
H54 : Cegueira e visão subnormal	78	12	10	2	–	66
S13 : Luxação, entorse ou distensão das articulações e dos ligamentos do pescoço	77	71	42	27	2	6
T31 : Queimaduras classificadas segundo a extensão da superfície corporal atingida	77	69	66	2	1	8
S46 : Traumatismo de tendão e músculo ao nível do ombro e do braço	76	34	22	5	7	42
T06 : Outros traumatismos envolvendo regiões múltiplas do corpo, não class. em outra parte	75	70	35	35	–	5
Z54 : Convalescença	74	74	51	21	2	–
S36 : Traumatismo de órgãos intra-abdominais	74	41	15	25	1	33
R10 : Dor abdominal e pélvica	72	63	34	26	3	9
V87 : Acidente de trânsito de tipo especif, mas desconhecido modo de transporte da vítima	71	71	20	51	–	–
H18 : Outros transtornos da córnea	70	65	63	2	–	5
M19 : Outras artroses	70	17	6	4	7	53
V09 : Pedestre traumatizado em outros acidentes de transporte e acid. de transp. não espec.	70	70	17	53	–	–
I83 : Varizes dos membros inferiores	70	8	4	–	4	62
J38 : Doenças das cordas vocais e da laringe não classificadas em outra parte	67	7	1	–	6	60
S99 : Outros traumatismos e os não especificados do tornozelo e do pé	66	59	40	18	1	7
L23 : Dermatites alérgicas de contato	64	17	7	–	10	47
L02 : Abscesso cutâneo, furúnculo e antraz	64	50	44	5	1	14
S12 : Fratura do pescoço	64	32	14	18	–	32
T09 : Outros traumatismos de coluna e tronco, nível não especificado	61	55	41	13	1	6
T26 : Queimadura e corrosão limitadas ao olho e seus anexos	58	56	56	–	–	2
T98 : Seqüelas de outros efeitos de causas externas e dos não especificados	58	23	14	9	–	35
W54 : Mordedura ou golpe provocado por cão	57	56	46	10	–	1
V23 : Motociclista traumatizado em colisão c/ automóvel [carro], "pick up" ou caminhonete	53	51	9	42	–	2
M22 : Transtornos da rótula [patela]	53	24	9	4	11	29
S56 : Traumatismo do músculo e tendão ao nível do antebraço	53	37	28	9	–	16
W45 : Penetração de corpo ou objeto estranho através da pele	53	51	51	–	–	2
W01 : Queda no mesmo nível por escorregão, tropeção ou passos em falsos [traspés]	52	52	41	11	–	–
T02 : Fraturas envolvendo múltiplas regiões do corpo	51	42	14	28	–	9
M67 : Outros transtornos das sinóvias e dos tendões	50	19	11	2	6	31
M96 : Transtornos osteomusculares pós-procedimentos não classificados em outra parte	50	45	27	14	4	5
Z03 : Observação e avaliação médica por doenças e afecções suspeitas	50	35	28	7	–	15
Z65 : Problemas relacionados com outras circunstâncias psicossociais	49	46	40	6	–	3

Capítulo 57 - Brasil e Grandes Regiões

57.8 - Quantidade de acidentes do trabalho, por situação de registro e motivo, segundo os 200 códigos da Classificação Internacional de Doenças - CID-10 mais incidentes, na Região Nordeste - 2015

(conclusão)

CID 10	QUANTIDADE DE ACIDENTES DO TRABALHO					
	Total	Com CAT Registrada				Sem CAT Registrada
		Total	Motivo			
			Típico	Trajeto	Doença do Trabalho	
R49 : Distúrbios da voz	49	10	1	–	9	39
S89 : Outros traumatismos e os não especificados da perna	49	40	24	16	–	9
V01 : Pedestre traumatizado em colisão com um veículo a pedal	49	49	12	35	2	–
S29 : Outros traumatismos do tórax e os não especificados	48	43	30	13	–	5
S96 : Traumatismos do músculo e tendão ao nível do tornozelo e do pé	48	34	23	11	–	14
M99 : Lesões biomecânicas não classificadas em outra parte	48	39	24	14	1	9
M24 : Outras transtornos articulares específicos	47	32	18	11	3	15
F31 : Transtorno afetivo bipolar	46	6	1	–	5	40
S21 : Ferimento do tórax	45	39	29	10	–	6
F40 : Transtornos fóbico-ansiosos	44	30	27	–	3	14
T81 : Complicações de procedimentos não classificadas em outra parte	44	40	37	3	–	4
H44 : Transtornos do globo ocular	44	36	34	2	–	8
S64 : Traumatismo de nervos ao nível do punho e da mão	44	30	27	3	–	14
M15 : Poliartrose	44	29	17	6	6	15
T63 : Efeito tóxico de contato com animais venenosos	43	41	39	2	–	2
W87 : Exposição a corrente elétrica não especificada	43	40	40	–	–	3
V20 : Motociclista traumatizado em colisão com um pedestre ou um animal	42	41	5	36	–	1
M66 : Ruptura espontânea de sinóvia e de tendão	42	22	15	5	2	20
H11 : Outros transtornos da conjuntiva	41	36	35	1	–	5
K43 : Hérnia ventral	41	5	2	–	3	36
R57 : Choque não classificado em outra parte	40	40	30	9	1	–
S14 : Traumatismo de nervos e da medula espinhal ao nível cervical	39	30	15	15	–	9
X93 : Agressão por meio de disparo de arma de fogo de mão	39	35	18	15	2	4
S27 : Traumatismo de outros órgãos intratorácicos e dos não especificados	39	25	12	11	2	14
I21 : Infarto agudo do miocárdio	38	7	2	1	4	31
S49 : Outros traumatismos e os não especificados do ombro e do braço	38	34	20	14	–	4
X23 : Contato com abelhas, vespas e vespões	38	38	34	4	–	–
S94 : Traumatismo dos nervos ao nível do tornozelo e do pé	37	34	24	10	–	3
V22 : Motociclista traumatizado em colisão com um veículo a motor de duas ou três rodas	37	36	5	31	–	1
S97 : Lesão por esmagamento do tornozelo e do pé	37	28	24	4	–	9
H57 : Outros transtornos do olho e anexos	37	34	33	1	–	3
S59 : Outros traumatismos do antebraço e os não especificados	37	35	23	12	–	2
S10 : Traumatismo superficial do pescoço	36	36	22	14	–	–
Y69 : Acidente não especificado durante a prestação de cuidado médico e cirúrgico	36	36	33	2	1	–
I10 : Hipertensão essencial (primária)	35	5	2	3	–	30
M76 : Entesopatias dos membros inferiores, excluindo pé	35	19	10	3	6	16
K25 : Úlcera gástrica	35	35	34	1	–	–
M84 : Transtornos da continuidade do osso	34	22	12	7	3	12
L24 : Dermatites de contato por irritantes	33	19	17	–	2	14
A16 : Tuberculose das vias respiratórias, sem confirmação bacteriológica ou histológica	33	2	–	–	2	31
M72 : Transtornos fibroblásticos	33	10	2	–	8	23
T90 : Seqüelas de traumatismo da cabeça	33	25	10	15	–	8
H26 : Outras cataratas	32	10	10	–	–	22
R51 : Cefaléia	32	30	24	6	–	2
R83 : Achados anormais no líquido cefalorraquidiano	32	32	27	4	1	–
T03 : Luxações, entorses e distensões envolvendo regiões múltiplas do corpo	31	31	22	9	–	–
M47 : Espondilose	31	7	3	–	4	24
T08 : Fratura da coluna, nível não especificado	31	22	17	5	–	9
S87 : Traumatismo por esmagamento da perna	30	28	18	10	–	2
V02 : Pedestre traumatizado em colisão com um veículo a motor de duas ou três rodas	30	29	3	26	–	1
S88 : Amputação traumática da perna	30	12	8	4	–	18
M13 : Outras artrites	30	17	11	5	1	13
T78 : Efeitos adversos não classificados em outra parte	29	27	23	2	2	2
R96 : Outras mortes súbitas de causa desconhecida	29	29	17	12	–	–
R07 : Dor de garganta e no peito	29	28	20	8	–	1
L98 : Outras afecções da pele e do tecido subcutâneo não classificadas em outra parte	29	24	21	1	2	5
W44 : Penetração de corpo estranho no ou através de olho ou orifício natural	28	28	28	–	–	–
S73 : Luxação, entorse e distensão da articulação e dos ligamentos do quadril	28	21	10	11	–	7
S11 : Ferimento do pescoço	28	25	19	6	–	3
I64 : Acidente vascular cerebral, não especificado como hemorrágico ou isquêmico	27	12	3	7	2	15
M43 : Outras dorsopatias deformantes	26	19	9	6	4	7
M71 : Outras bursopatias	26	8	1	1	6	18
S23 : Luxação, entorse e distensão de articulações e dos ligamentos do tórax	25	24	18	6	–	1
W50 : Golpe, pancada, pontapé, mordedura ou escoriação infligidos por outra pessoa	25	25	17	8	–	–
M20 : Deformidades adquiridas dos dedos das mãos e dos pés	25	20	17	3	–	5
T12 : Fratura do membro inferior, nível não especificado	25	21	8	13	–	4
Outras	3.351	2.343	1.631	538	174	1.008
Ignorado	84	12	7	3	2	72

Fonte: DATAPREV, CAT, SUB.
Nota: Os dados são preliminares, estando sujeitos a correções.

Capítulo 57 - Brasil e Grandes Regiões

57.9 - Quantidade de acidentes do trabalho, por situação de registro e motivo, segundo os 200 códigos da Classificação Internacional de Doenças - CID-10 mais incidentes, na Região Nordeste - 2016

(continua)

CID 10	QUANTIDADE DE ACIDENTES DO TRABALHO					
	Total	Com CAT Registrada				Sem CAT Registrada
		Total	Motivo			
			Típico	Trajeto	Doença do Trabalho	
TOTAL	**68.838**	**47.674**	**32.739**	**12.621**	**2.314**	**21.164**
S61 : Ferimento do punho e da mão	4.936	4.714	4.549	163	2	222
M54 : Dorsalgia	4.315	1.054	689	182	183	3.261
S62 : Fratura ao nível do punho e da mão	3.508	2.500	1.828	664	8	1.008
S82 : Fratura da perna, incluindo tornozelo	3.024	1.830	649	1.174	7	1.194
S93 : Luxação, entorse e distensão das articulações e ligamentos ao nível do tornozelo e pé	2.662	2.464	1.669	792	3	198
M75 : Lesões do ombro	2.644	674	119	40	515	1.970
S92 : Fratura do pé (exceto do tornozelo)	2.142	1.506	861	641	4	636
S52 : Fratura do antebraço	2.074	1.311	604	704	3	763
S60 : Traumatismo superficial do punho e da mão	2.033	1.981	1.673	303	5	52
F43 : Reações ao "stress" grave e transtornos de adaptação	1.693	1.156	1.011	65	80	537
S42 : Fratura do ombro e do braço	1.689	1.064	288	774	2	625
S80 : Traumatismo superficial da perna	1.622	1.536	881	654	1	86
M65 : Sinovite e tenossinovite	1.621	462	128	37	297	1.159
G56 : Mononeuropatias dos membros superiores	1.331	293	29	2	262	1.038
S90 : Traumatismo superficial do tornozelo e do pé	1.278	1.218	850	364	4	60
Z20 : Contato com e exposição a doenças transmissíveis	1.222	1.222	1.175	2	45	–
M25 : Outros transtornos articulares não classificados em outra parte	1.167	842	524	295	23	325
M51 : Outros transtornos de discos intervertebrais	1.024	182	44	9	129	842
S01 : Ferimento da cabeça	979	962	850	111	1	17
S83 : Luxação, entorse e distensão das articulações e dos ligamentos do joelho	952	678	451	213	14	274
S81 : Ferimento da perna	932	848	583	264	1	84
S91 : Ferimentos do tornozelo e do pé	740	635	499	131	5	105
S68 : Amputação traumática ao nível do punho e da mão	736	413	386	25	2	323
S43 : Luxação, entorse e distensão das articulações e dos ligamentos da cintura escapular	672	500	271	221	8	172
S40 : Traumatismo superficial do ombro e do braço	658	633	378	255	–	25
T14 : Traumatismo de região não especificada do corpo	552	533	394	139	–	19
F41 : Outros transtornos ansiosos	528	160	68	11	81	368
S72 : Fratura do fêmur	518	331	91	240	–	187
M23 : Transtornos internos dos joelhos	483	177	107	40	30	306
S63 : Luxação, entorse e distensão das articulações e ligamentos ao nível do punho e da mão	476	418	320	96	2	58
S50 : Traumatismo superficial do cotovelo e do antebraço	464	444	285	159	–	20
S00 : Traumatismo superficial da cabeça	462	457	374	81	2	5
S06 : Traumatismo intracraniano	441	302	156	145	1	139
S51 : Ferimento do antebraço	421	405	313	92	–	16
F32 : Episódios depressivos	403	92	21	4	67	311
T07 : Traumatismos múltiplos não especificados	394	375	147	227	1	19
T23 : Queimadura e corrosão do punho e da mão	385	369	366	2	1	16
K40 : Hérnia inguinal	375	16	2	–	14	359
T15 : Corpo estranho na parte externa do olho	360	357	347	7	3	3
M77 : Outras entesopatias	348	54	9	4	41	294
Z04 : Exame e observação por outras razões	343	343	328	14	1	–
S32 : Fratura da coluna lombar e da pelve	334	216	112	104	–	118
T00 : Traumatismos superficiais envolvendo múltiplas regiões do corpo	318	302	131	171	–	16
S70 : Traumatismo superficial do quadril e da coxa	316	311	206	105	–	5
M79 : Outros transtornos dos tecidos moles, não classificados em outra parte	314	267	187	74	6	47
S02 : Fratura do crânio e dos ossos da face	313	230	109	120	1	83
S20 : Traumatismo superficial do tórax	291	280	192	88	–	11
T01 : Ferimentos envolvendo múltiplas regiões do corpo	287	281	95	186	–	6
S22 : Fratura de costela(s), esterno e coluna torácica	272	175	102	73	–	97
S66 : Traumatismo de músculo e tendão ao nível do punho e da mão	270	142	125	15	2	128
S05 : Traumatismo do olho e da órbita ocular	265	225	211	13	1	40
S30 : Traumatismo superficial do abdome, do dorso e da pelve	250	234	173	61	–	16
S41 : Ferimento do ombro e do braço	224	216	166	50	–	8
V29 : Motociclista traumat. em outros acid. de transporte/acid de transporte não especif.	214	209	21	187	1	5
Z57 : Exposição ocupacional a fatores de risco	208	207	204	–	3	1
T22 : Queimadura e corrosão do ombro e membro superior, exceto punho e mão	202	193	190	2	1	9
T30 : Queimadura e corrosão, parte não especificada do corpo	200	185	178	5	2	15
S09 : Outros traumatismos da cabeça e os não especificados	183	170	122	47	1	13
K42 : Hérnia umbilical	182	10	1	–	9	172
H16 : Ceratite	180	155	151	2	2	25
Z48 : Outro seguimento cirúrgico	172	166	139	26	1	6
R52 : Dor não classificada em outra parte	154	148	105	41	2	6
S53 : Luxação, entorse e distensão das articulações e dos ligamentos do cotovelo	149	118	56	61	1	31
T25 : Queimadura e corrosão do tornozelo e do pé	143	131	123	8	–	12
S67 : Lesão por esmagamento do punho e da mão	142	126	122	3	1	16
M62 : Outros transtornos musculares	138	123	100	22	1	15

Capítulo 57 - Brasil e Grandes Regiões

57.9 - Quantidade de acidentes do trabalho, por situação de registro e motivo, segundo os 200 códigos da Classificação Internacional de Doenças - CID-10 mais incidentes, na Região Nordeste - 2016

(continuação)

CID 10	QUANTIDADE DE ACIDENTES DO TRABALHO					
	Total	Com CAT Registrada				Sem CAT Registrada
		Total	Motivo			
			Típico	Trajeto	Doença do Trabalho	
W27 : Contato com ferramentas manuais sem motor	138	138	137	–	1	–
Y60 : Corte, punção, perfuração ou hemorragia acidentais dur. prest. cuidados méd./cirúrg.	133	133	131	2	–	–
S69 : Outros traumatismos e os não especificados do punho e da mão	130	111	94	17	–	19
F33 : Transtorno depressivo recorrente	129	17	2	–	15	112
T20 : Queimadura e corrosão da cabeça e pescoço	123	119	118	1	–	4
S71 : Ferimento do quadril e da coxa	122	108	85	23	–	14
T24 : Queimadura e corrosão do quadril e membro inferior, exceto tornozelo e do pé	116	107	96	11	–	9
Z00 : Exame geral e investigação de pessoas sem queixas ou diagnóstico relatado	116	116	89	26	1	–
M50 : Transtornos dos discos cervicais	115	35	5	3	27	80
S33 : Luxação, entorse ou distensão das articulações e ligamentos da coluna lombar e pelve	113	103	72	28	3	10
T13 : Outros traumatismos de membro inferior, nível não especificado	112	93	62	31	–	19
C44 : Outras neoplasias malignas da pele	111	3	3	–	–	108
T11 : Outros traumatismos de membro superior, nível não especificado	107	102	66	36	–	5
H10 : Conjuntivite	104	99	95	2	2	5
T92 : Seqüelas de traumatismos do membro superior	102	31	23	7	1	71
V28 : Motociclista traumatizado em um acidente de transporte sem colisão	97	95	21	74	–	2
R68 : Outros sintomas e sinais gerais	95	95	78	17	–	–
M17 : Gonartrose [artrose do joelho]	94	14	5	1	8	80
Y65 : Outros acidentes durante a prestação de cuidados médicos e cirúrgicos	94	94	94	–	–	–
W01 : Queda no mesmo nível por escorregão, tropeção ou passos em falsos [traspés]	93	92	77	15	–	1
T29 : Queimaduras e corrosões de múltiplas regiões do corpo	91	85	81	3	1	6
V23 : Motociclista traumatizado em colisão c/ automóvel [carro], "pick up" ou caminhonete	89	86	8	78	–	3
M70 : Transtornos dos tecidos moles relacionados com o uso, uso excessivo e pressão	86	29	9	1	19	57
A15 : Tuberculose respiratória, com confirmação bacteriológica e histológica	84	3	–	–	3	81
V89 : Acidente com um veículo a motor ou não-motorizado, tipo(s) de veículo(s) não espec.	82	80	18	62	–	2
T93 : Seqüelas de traumatismos do membro inferior	79	19	11	7	1	60
I83 : Varizes dos membros inferiores	79	4	3	–	1	75
T21 : Queimadura e corrosão do tronco	79	66	66	–	–	13
Y28 : Contato com objeto cortante ou penetrante, intenção não determinada	76	76	75	1	–	–
H90 : Perda de audição por transtorno de condução e/ou neuro-sensorial	75	51	26	–	25	24
S98 : Amputação traumática do tornozelo e do pé	72	28	24	4	–	44
M53 : Outras dorsopatias não classificadas em outra parte	72	22	8	4	10	50
W54 : Mordedura ou golpe provocado por cão	71	71	60	11	–	–
S99 : Outros traumatismos e os não especificados do tornozelo e do pé	71	65	42	23	–	6
V09 : Pedestre traumatizado em outros acidentes de transporte e acid. de transp. não espec.	71	71	10	61	–	–
Z54 : Convalescença	70	70	45	21	4	–
J45 : Asma	69	6	1	–	5	63
S86 : Traumatismos de músculo e de tendão ao nível da perna	69	42	29	13	–	27
S36 : Traumatismo de órgãos intra-abdominais	66	31	10	21	–	35
T26 : Queimadura e corrosão limitadas ao olho e seus anexos	66	63	62	–	1	3
S31 : Ferimento do abdome, do dorso e da pelve	64	54	37	17	–	10
S46 : Traumatismo de tendão e músculo ao nível do ombro e do braço	64	38	26	8	4	26
T31 : Queimaduras classificadas segundo a extensão da superfície corporal atingida	64	59	55	4	–	5
V87 : Acidente de trânsito de tipo especif, mas desconhecido modo de transporte da vítima	63	60	15	45	–	3
W87 : Exposição a corrente elétrica não especificada	62	58	58	–	–	4
H54 : Cegueira e visão subnormal	61	20	16	3	1	41
W57 : Mordeduras e picadas de inseto e de outros artrópodes, não-venenosos	60	60	59	1	–	–
M19 : Outras artroses	58	11	5	1	5	47
Z03 : Observação e avaliação médica por doenças e afecções suspeitas	58	47	43	4	–	11
R10 : Dor abdominal e pélvica	58	47	32	15	–	11
B55 : Leishmaniose	58	–	–	–	–	58
R51 : Cefaléia	57	55	41	14	–	2
S96 : Traumatismos do músculo e tendão ao nível do tornozelo e do pé	57	40	27	13	–	17
S12 : Fratura do pescoço	55	32	18	14	–	23
T81 : Complicações de procedimentos não classificadas em outra parte	54	54	49	4	1	–
V01 : Pedestre traumatizado em colisão com um veículo a pedal	53	53	15	38	–	–
M24 : Outras transtornos articulares específicos	53	22	12	7	3	31
S29 : Outros traumatismos do tórax e os não especificados	51	49	33	16	–	2
H18 : Outros transtornos da córnea	51	42	42	–	–	9
J38 : Doenças das cordas vocais e da laringe não classificadas em outra parte	50	3	1	–	2	47
S56 : Traumatismo do músculo e tendão ao nível do antebraço	50	40	32	8	–	10
L23 : Dermatites alérgicas de contato	50	5	–	–	5	45
W45 : Penetração de corpo ou objeto estranho através da pele	50	48	48	–	–	2
X99 : Agressão por meio de objeto cortante ou penetrante	50	48	39	7	2	2
T02 : Fraturas envolvendo múltiplas regiões do corpo	49	37	12	25	–	12
K43 : Hérnia ventral	46	3	1	–	2	43
T09 : Outros traumatismos de coluna e tronco, nível não especificado	46	43	26	16	1	3
S89 : Outros traumatismos e os não especificados da perna	44	40	23	17	–	4

Capítulo 57 - Brasil e Grandes Regiões

57.9 - Quantidade de acidentes do trabalho, por situação de registro e motivo, segundo os 200 códigos da Classificação Internacional de Doenças - CID-10 mais incidentes, na Região Nordeste - 2016

(conclusão)

CID 10	QUANTIDADE DE ACIDENTES DO TRABALHO					
	Total	Com CAT Registrada				Sem CAT Registrada
		Total	Motivo			
			Típico	Trajeto	Doença do Trabalho	
T06 : Outros traumatismos envolvendo regiões múltiplas do corpo, não class. em outra parte	44	42	14	28	–	2
M99 : Lesões biomecânicas não classificadas em outra parte	43	36	24	11	1	7
Y69 : Acidente não especificado durante a prestação de cuidado médico e cirúrgico	43	43	43	–	–	–
S13 : Luxação, entorse ou distensão das articulações e dos ligamentos do pescoço	43	42	26	16	–	1
H57 : Outros transtornos do olho e anexos	42	42	39	3	–	–
M66 : Ruptura espontânea de sinóvia e de tendão	42	24	14	4	6	18
F31 : Transtorno afetivo bipolar	42	4	–	–	4	38
H11 : Outros transtornos da conjuntiva	41	36	35	1	–	5
S14 : Traumatismo de nervos e da medula espinhal ao nível cervical	41	33	16	16	1	8
V20 : Motociclista traumatizado em colisão com um pedestre ou um animal	41	41	6	35	–	–
M71 : Outras bursopatias	40	18	2	–	16	22
T63 : Efeito tóxico de contato com animais venenosos	39	37	35	2	–	2
R49 : Distúrbios da voz	39	9	2	–	7	30
S21 : Ferimento do tórax	39	34	25	9	–	5
R57 : Choque não classificado em outra parte	38	37	30	7	–	1
T98 : Seqüelas de outros efeitos de causas externas e dos não especificados	38	15	11	4	–	23
A16 : Tuberculose das vias respiratórias, sem confirmação bacteriológica ou histológica	38	1	–	–	1	37
M22 : Transtornos da rótula [patela]	37	15	7	4	4	22
H44 : Transtornos do globo ocular	37	29	25	4	–	8
S04 : Traumatismo dos nervos cranianos	37	33	21	12	–	4
V22 : Motociclista traumatizado em colisão com um veículo a motor de duas ou três rodas	37	36	6	30	–	1
M67 : Outros transtornos das sinóvias e dos tendões	37	19	9	4	6	18
S59 : Outros traumatismos do antebraço e os não especificados	37	35	19	16	–	2
S64 : Traumatismo de nervos ao nível do punho e da mão	37	21	17	4	–	16
X23 : Contato com abelhas, vespas e vespões	36	36	33	2	1	–
X93 : Agressão por meio de disparo de arma de fogo de mão	36	33	18	15	–	3
M96 : Transtornos osteomusculares pós-procedimentos não classificados em outra parte	36	34	18	14	2	2
Z01 : Outros exames e investigações especiais de pessoas sem queixa ou diagnóstico relatado	34	34	26	2	6	–
I10 : Hipertensão essencial (primária)	33	5	5	–	–	28
S73 : Luxação, entorse e distensão da articulação e dos ligamentos do quadril	33	29	21	8	–	4
L02 : Abscesso cutâneo, furúnculo e antraz	33	26	21	3	2	7
T75 : Efeitos de outras causas externas	33	31	30	–	1	2
R07 : Dor de garganta e no peito	33	32	24	8	–	1
T90 : Seqüelas de traumatismo da cabeça	33	17	10	7	–	16
M76 : Entesopatias dos membros inferiores, excluindo pé	33	19	10	2	7	14
W10 : Queda em ou de escadas ou degraus	32	32	28	4	–	–
M15 : Poliartrose	31	15	7	5	3	16
I64 : Acidente vascular cerebral, não especificado como hemorrágico ou isquêmico	31	7	1	3	3	24
S10 : Traumatismo superficial do pescoço	31	31	14	17	–	–
S49 : Outros traumatismos e os não especificados do ombro e do braço	30	27	17	10	–	3
S23 : Luxação, entorse e distensão de articulações e dos ligamentos do tórax	29	25	19	5	1	4
S39 : Outros traumatismos e os não especificados do abdome, do dorso e da pelve	29	24	10	13	1	5
L25 : Dermatite de contato não especificada	29	20	10	1	9	9
M72 : Transtornos fibroblásticos	29	11	2	2	7	18
T08 : Fratura da coluna, nível não especificado	28	20	14	6	–	8
W19 : Queda sem especificação	27	26	17	9	–	1
T78 : Efeitos adversos não classificados em outra parte	27	23	22	1	–	4
S27 : Traumatismo de outros órgãos intratorácicos e dos não especificados	27	16	6	10	–	11
K46 : Hérnia abdominal não especificada	26	4	1	–	3	22
B24 : Doença pelo vírus da imunodeficiência humana [HIV] não especificada	25	–	–	–	–	25
M47 : Espondilose	25	5	2	–	3	20
I84 : Hemorróidas	25	1	–	–	1	24
M43 : Outras dorsopatias deformantes	24	17	11	5	1	7
W44 : Penetração de corpo estranho no ou através de olho ou orifício natural	24	24	24	–	–	–
F40 : Transtornos fóbico-ansiosos	24	11	11	–	–	13
S11 : Ferimento do pescoço	24	21	14	7	–	3
S94 : Traumatismo dos nervos ao nível do tornozelo e do pé	24	21	12	9	–	3
L98 : Outras afecções da pele e do tecido subcutâneo não classificadas em outra parte	24	18	11	6	1	6
I21 : Infarto agudo do miocárdio	23	4	1	–	3	19
T04 : Traumatismos por esmagamento envolvendo múltiplas regiões do corpo	23	22	16	6	–	1
L08 : Outras infecções localizadas da pele e do tecido subcutâneo	23	18	12	2	4	5
S88 : Amputação traumática da perna	23	17	7	9	1	6
M16 : Coxartrose [artrose do quadril]	22	3	1	–	2	19
M12 : Outras artropatias especificadas	22	16	7	7	2	6
M84 : Transtornos da continuidade do osso	22	4	3	–	1	18
W55 : Mordedura ou golpe provocado por outros animais mamíferos	22	21	18	3	–	1
Outras	3.036	2.102	1.423	513	166	934
Ignorado	47	18	12	6	–	29

Fonte: DATAPREV, CAT, SUB.
Nota: Os dados são preliminares, estando sujeitos a correções.

Capítulo 57 - Brasil e Grandes Regiões

57.10 - Quantidade de acidentes do trabalho, por situação de registro e motivo, segundo os 200 códigos da Classificação Internacional de Doenças - CID-10 mais incidentes, na Região Sudeste - 2014

(continua)

CID 10	QUANTIDADE DE ACIDENTES DO TRABALHO					
	Total	Com CAT Registrada				Sem CAT Registrada
		Total	Motivo			
			Típico	Trajeto	Doença do Trabalho	
TOTAL	**383.022**	**324.435**	**247.227**	**67.808**	**9.400**	**58.587**
S61 : Ferimento do punho e da mão	38.192	37.212	36.212	932	68	980
S62 : Fratura ao nível do punho e da mão	26.900	22.679	18.717	3.905	57	4.221
S60 : Traumatismo superficial do punho e da mão	20.882	20.449	17.999	2.410	40	433
S93 : Luxação, entorse e distensão das articulações e ligamentos ao nível do tornozelo e pé	18.473	17.425	11.480	5.907	38	1.048
M54 : Dorsalgia	14.283	7.585	5.777	1.180	628	6.698
S92 : Fratura do pé (exceto do tornozelo)	12.083	9.799	6.563	3.208	28	2.284
S82 : Fratura da perna, incluindo tornozelo	11.938	9.286	4.166	5.088	32	2.652
S80 : Traumatismo superficial da perna	11.262	10.895	6.743	4.124	28	367
S90 : Traumatismo superficial do tornozelo e do pé	10.260	9.976	7.659	2.303	14	284
M75 : Lesões do ombro	8.802	3.360	883	221	2.256	5.442
S52 : Fratura do antebraço	8.601	6.831	3.939	2.872	20	1.770
T14 : Traumatismo de região não especificada do corpo	8.272	8.160	5.986	2.158	16	112
Z20 : Contato com e exposição a doenças transmissíveis	7.801	7.797	7.726	10	61	4
S01 : Ferimento da cabeça	7.190	7.148	6.418	718	12	42
S42 : Fratura do ombro e do braço	5.470	4.313	1.518	2.775	20	1.157
S83 : Luxação, entorse e distensão das articulações e dos ligamentos do joelho	5.441	4.448	3.129	1.267	52	993
F43 : Reações ao "stress" grave e transtornos de adaptação	5.315	3.846	3.300	193	353	1.469
M65 : Sinovite e tenossinovite	5.212	2.047	800	180	1.067	3.165
S40 : Traumatismo superficial do ombro e do braço	4.562	4.426	2.872	1.538	16	136
S81 : Ferimento da perna	4.460	4.256	3.088	1.164	4	204
T07 : Traumatismos múltiplos não especificados	3.866	3.729	1.494	2.229	6	137
S50 : Traumatismo superficial do cotovelo e do antebraço	3.828	3.748	2.665	1.073	10	80
S91 : Ferimentos do tornozelo e do pé	3.705	3.505	2.954	546	5	200
M25 : Outros transtornos articulares não classificados em outra parte	3.574	2.814	1.979	781	54	760
S68 : Amputação traumática ao nível do punho e da mão	3.412	2.784	2.703	72	9	628
S51 : Ferimento do antebraço	3.362	3.277	2.949	322	6	85
S63 : Luxação, entorse e distensão das articulações e ligamentos ao nível do punho e da mão	3.337	3.089	2.504	567	18	248
S00 : Traumatismo superficial da cabeça	3.305	3.281	2.727	551	3	24
S43 : Luxação, entorse e distensão das articulações e dos ligamentos da cintura escapular	3.219	2.676	1.653	992	31	543
M51 : Outros transtornos de discos intervertebrais	2.855	1.017	395	50	572	1.838
T23 : Queimadura e corrosão do punho e da mão	2.851	2.779	2.753	19	7	72
M79 : Outros transtornos dos tecidos moles, não classificados em outra parte	2.283	2.027	1.472	508	47	256
T00 : Traumatismos superficiais envolvendo múltiplas regiões do corpo	2.214	2.178	929	1.245	4	36
G56 : Mononeuropatias dos membros superiores	2.153	531	88	6	437	1.622
T30 : Queimadura e corrosão, parte não especificada do corpo	2.121	2.025	1.990	31	4	96
M23 : Transtornos internos dos joelhos	2.099	998	664	262	72	1.101
Z65 : Problemas relacionados com outras circunstâncias psicossociais	2.078	2.075	2.047	27	1	3
S30 : Traumatismo superficial do abdome, do dorso e da pelve	2.070	2.008	1.464	538	6	62
T15 : Corpo estranho na parte externa do olho	2.059	2.046	1.994	43	9	13
F32 : Episódios depressivos	2.055	343	89	12	242	1.712
S20 : Traumatismo superficial do tórax	2.035	1.996	1.377	619	–	39
S32 : Fratura da coluna lombar e da pelve	2.024	1.636	942	686	8	388
S72 : Fratura do fêmur	2.006	1.557	608	946	3	449
S06 : Traumatismo intracraniano	1.961	1.715	1.026	679	10	246
F41 : Outros transtornos ansiosos	1.945	659	419	44	196	1.286
S70 : Traumatismo superficial do quadril e da coxa	1.882	1.841	1.277	559	5	41
S22 : Fratura de costela(s), esterno e coluna torácica	1.856	1.516	972	540	4	340
Z04 : Exame e observação por outras razões	1.819	1.817	1.708	92	17	2
M77 : Outras entesopatias	1.618	541	176	45	320	1.077
S41 : Ferimento do ombro e do braço	1.605	1.587	1.337	249	1	18
T11 : Outros traumatismos de membro superior, nível não especificado	1.579	1.553	1.308	235	10	26
S66 : Traumatismo de músculo e tendão ao nível do punho e da mão	1.572	1.188	1.090	89	9	384
T22 : Queimadura e corrosão do ombro e membro superior, exceto punho e mão	1.471	1.429	1.411	16	2	42
T13 : Outros traumatismos de membro inferior, nível não especificado	1.377	1.327	951	372	4	50
S02 : Fratura do crânio e dos ossos da face	1.373	1.209	778	429	2	164
S69 : Outros traumatismos e os não especificados do punho e da mão	1.356	1.298	1.170	119	9	58
S09 : Outros traumatismos da cabeça e os não especificados	1.345	1.310	983	325	2	35
S05 : Traumatismo do olho e da órbita ocular	1.265	1.159	1.104	54	1	106
Z57 : Exposição ocupacional a fatores de risco	1.193	1.192	1.170	3	19	1
T01 : Ferimentos envolvendo múltiplas regiões do corpo	1.173	1.153	612	539	2	20
W54 : Mordedura ou golpe provocado por cão	979	975	818	156	1	4
H16 : Ceratite	976	931	913	12	6	45
Z00 : Exame geral e investigação de pessoas sem queixas ou diagnóstico relatado	937	933	763	168	2	4
K40 : Hérnia inguinal	931	71	25	1	45	860
S71 : Ferimento do quadril e da coxa	926	888	782	105	1	38
S67 : Lesão por esmagamento do punho e da mão	926	845	819	26	–	81

Capítulo 57 - Brasil e Grandes Regiões

57.10 - Quantidade de acidentes do trabalho, por situação de registro e motivo, segundo os 200 códigos da Classificação Internacional de Doenças - CID-10 mais incidentes, na Região Sudeste - 2014

(continuação)

CID 10	QUANTIDADE DE ACIDENTES DO TRABALHO					
	Total	Com CAT Registrada				Sem CAT Registrada
		Total	Motivo			
			Típico	Trajeto	Doença do Trabalho	
T25 : Queimadura e corrosão do tornozelo e do pé	873	810	782	24	4	63
T20 : Queimadura e corrosão da cabeça e pescoço	842	825	817	7	1	17
M62 : Outros transtornos musculares	838	805	652	142	11	33
S33 : Luxação, entorse ou distensão das articulações e ligamentos da coluna lombar e pelve	821	791	626	149	16	30
Y60 : Corte, punção, perfuração ou hemorragia acidentais dur. prest. cuidados méd./cirúrg.	743	742	732	4	6	1
S99 : Outros traumatismos e os não especificados do tornozelo e do pé	699	675	511	163	1	24
H10 : Conjuntivite	690	651	640	6	5	39
R52 : Dor não classificada em outra parte	663	655	489	160	6	8
I83 : Varizes dos membros inferiores	659	39	26	3	10	620
T29 : Queimaduras e corrosões de múltiplas regiões do corpo	631	593	574	19	–	38
F33 : Transtorno depressivo recorrente	629	97	23	3	71	532
T24 : Queimadura e corrosão do quadril e membro inferior, exceto tornozelo e do pé	583	549	513	36	–	34
Y28 : Contato com objeto cortante ou penetrante, intenção não determinada	577	575	564	6	5	2
T26 : Queimadura e corrosão limitadas ao olho e seus anexos	571	560	555	4	1	11
S53 : Luxação, entorse e distensão das articulações e dos ligamentos do cotovelo	545	493	328	165	–	52
T81 : Complicações de procedimentos não classificadas em outra parte	524	520	510	7	3	4
S86 : Traumatismos de músculo e de tendão ao nível da perna	494	394	262	127	5	100
Z48 : Outro seguimento cirúrgico	493	490	452	34	4	3
W01 : Queda no mesmo nível por escorregão, tropeção ou passos em falsos [traspés]	484	482	375	105	2	2
T09 : Outros traumatismos de coluna e tronco, nível não especificado	479	473	310	161	2	6
S89 : Outros traumatismos e os não especificados da perna	475	458	290	168	–	17
W57 : Mordeduras e picadas de inseto e de outros artrópodes, não-venenosos	459	459	437	20	2	–
H90 : Perda de audição por transtorno de condução e/ou neuro-sensorial	434	413	99	–	314	21
V29 : Motociclista traumat. em outros acid. de transporte/acid de transporte não especif.	413	410	53	357	–	3
Y69 : Acidente não especificado durante a prestação de cuidado médico e cirúrgico	403	402	401	–	1	1
M99 : Lesões biomecânicas não classificadas em outra parte	397	344	246	89	9	53
M50 : Transtornos dos discos cervicais	385	214	54	30	130	171
T06 : Outros traumatismos envolvendo regiões múltiplas do corpo, não class. em outra parte	377	369	167	202	–	8
S13 : Luxação, entorse ou distensão das articulações e dos ligamentos do pescoço	375	365	250	112	3	10
T21 : Queimadura e corrosão do tronco	373	342	338	4	–	31
K42 : Hérnia umbilical	372	28	7	–	21	344
S31 : Ferimento do abdome, do dorso e da pelve	350	330	274	54	2	20
V89 : Acidente com um veículo a motor ou não-motorizado, tipo(s) de veículo(s) não espec.	348	347	79	268	–	1
S10 : Traumatismo superficial do pescoço	339	334	212	120	2	5
S46 : Traumatismo de tendão e músculo ao nível do ombro e do braço	336	271	221	39	11	65
W45 : Penetração de corpo ou objeto estranho através da pele	329	327	321	6	–	2
M17 : Gonartrose [artrose do joelho]	325	51	36	7	8	274
T31 : Queimaduras classificadas segundo a extensão da superfície corporal atingida	320	301	293	6	2	19
M70 : Transtornos dos tecidos moles relacionados com o uso, uso excessivo e pressão	314	197	84	21	92	117
S56 : Traumatismo do músculo e tendão ao nível do antebraço	313	277	237	39	1	36
M53 : Outras dorsopatias não classificadas em outra parte	313	157	81	21	55	156
T02 : Fraturas envolvendo múltiplas regiões do corpo	306	261	118	139	4	45
H83 : Outros transtornos do ouvido interno	306	297	36	–	261	9
V01 : Pedestre traumatizado em colisão com um veículo a pedal	302	302	130	172	–	–
S59 : Outros traumatismos do antebraço e os não especificados	296	288	218	70	–	8
S98 : Amputação traumática do tornozelo e do pé	296	235	207	26	2	61
S64 : Traumatismo de nervos ao nível do punho e da mão	289	246	221	20	5	43
V87 : Acidente de trânsito de tipo especif, mas desconhecido modo de transporte da vítima	288	284	74	210	–	4
H57 : Outros transtornos do olho e anexos	284	280	272	6	2	4
T63 : Efeito tóxico de contato com animais venenosos	282	240	230	8	2	42
S29 : Outros traumatismos do tórax e os não especificados	281	258	174	84	–	23
V09 : Pedestre traumatizado em outros acidentes de transporte e acid. de transp. não espec.	274	274	84	188	2	–
Y04 : Agressão por meio de força corporal	272	271	232	38	1	1
S21 : Ferimento do tórax	263	255	202	52	1	8
M22 : Transtornos da rótula [patela]	263	132	69	32	31	131
X99 : Agressão por meio de objeto cortante ou penetrante	262	260	242	16	2	2
T92 : Seqüelas de traumatismos do membro superior	261	67	57	10	–	194
W19 : Queda sem especificação	250	247	160	87	–	3
S49 : Outros traumatismos e os não especificados do ombro e do braço	249	238	175	62	1	11
S12 : Fratura do pescoço	242	201	102	98	1	41
S36 : Traumatismo de órgãos intra-abdominais	233	186	86	100	–	47
F31 : Transtorno afetivo bipolar	232	34	4	–	30	198
T93 : Seqüelas de traumatismos do membro inferior	231	67	38	27	2	164
L23 : Dermatites alérgicas de contato	229	110	63	2	45	119
S14 : Traumatismo de nervos e da medula espinhal ao nível cervical	228	201	117	83	1	27
V23 : Motociclista traumatizado em colisão c/ automóvel [carro], "pick up" ou caminhonete	228	226	30	195	1	2
V28 : Motociclista traumatizado em um acidente de transporte sem colisão	223	223	28	193	2	–
R10 : Dor abdominal e pélvica	222	212	135	65	12	10

Capítulo 57 - Brasil e Grandes Regiões

57.10 - Quantidade de acidentes do trabalho, por situação de registro e motivo, segundo os 200 códigos da Classificação Internacional de Doenças - CID-10 mais incidentes, na Região Sudeste - 2014

(conclusão)

CID 10	QUANTIDADE DE ACIDENTES DO TRABALHO					
	Total	Com CAT Registrada				Sem CAT Registrada
		Total	Motivo			
			Típico	Trajeto	Doença do Trabalho	
M19 : Outras artroses	221	69	38	16	15	152
R69 : Causas desconhecidas e não especificadas de morbidade	218	217	179	38	–	1
T78 : Efeitos adversos não classificados em outra parte	215	198	183	2	13	17
H11 : Outros transtornos da conjuntiva	214	208	196	12	–	6
R51 : Cefaléia	210	207	156	49	2	3
S96 : Traumatismos do músculo e tendão ao nível do tornozelo e do pé	207	168	116	52	–	39
W10 : Queda em ou de escadas ou degraus	197	192	170	22	–	5
W50 : Golpe, pancada, pontapé, mordedura ou escoriação infligidos por outra pessoa	192	192	143	49	–	–
M66 : Ruptura espontânea de sinóvia e de tendão	189	149	99	37	13	40
L02 : Abscesso cutâneo, furúnculo e antraz	180	152	133	13	6	28
A15 : Tuberculose respiratória, com confirmação bacteriológica e histológica	175	26	5	–	21	149
S97 : Lesão por esmagamento do tornozelo e do pé	174	159	135	24	–	15
M24 : Outras transtornos articulares específicos	172	117	72	39	6	55
W18 : Outras quedas no mesmo nível	170	170	125	45	–	–
K25 : Úlcera gástrica	166	166	152	13	1	–
S39 : Outros traumatismos e os não especificados do abdome, do dorso e da pelve	166	150	96	54	–	16
M96 : Transtornos osteomusculares pós-procedimentos não classificados em outra parte	165	156	125	24	7	9
J45 : Asma	163	33	17	–	16	130
T03 : Luxações, entorses e distensões envolvendo regiões múltiplas do corpo	161	158	91	67	–	3
S65 : Traumatismo de vasos sangüíneos ao nível do punho e da mão	160	159	149	9	1	1
M76 : Entesopatias dos membros inferiores, excluindo pé	160	94	56	17	21	66
Z03 : Observação e avaliação médica por doenças e afecções suspeitas	155	85	67	15	3	70
H44 : Transtornos do globo ocular	154	147	146	1	–	7
S11 : Ferimento do pescoço	144	138	106	31	1	6
T10 : Fratura do membro superior, nível não especificado	142	126	87	39	–	16
S73 : Luxação, entorse e distensão da articulação e dos ligamentos do quadril	142	118	67	49	2	24
T65 : Efeito tóxico de outras substâncias e as não especificadas	141	139	136	–	3	2
I10 : Hipertensão essencial (primária)	140	36	27	8	1	104
M71 : Outras bursopatias	138	55	32	–	23	83
S76 : Traumatismo de músculo e de tendão ao nível do quadril e da coxa	136	111	75	36	–	25
R07 : Dor de garganta e no peito	136	136	98	34	4	–
R57 : Choque não classificado em outra parte	133	132	115	16	1	1
Z01 : Outros exames e investigações especiais de pessoas s/ queixa ou diagnóstico relatado	132	132	110	3	19	–
M16 : Coxartrose [artrose do quadril]	132	24	16	1	7	108
H18 : Outros transtornos da córnea	131	125	121	4	–	6
T75 : Efeitos de outras causas externas	131	128	123	3	2	3
W87 : Exposição a corrente elétrica não especificada	130	127	127	–	–	3
T04 : Traumatismos por esmagamento envolvendo múltiplas regiões do corpo	130	127	88	39	–	3
S23 : Luxação, entorse e distensão de articulações e dos ligamentos do tórax	129	128	104	24	–	1
T98 : Seqüelas de outros efeitos de causas externas e dos não especificados	129	39	32	6	1	90
T08 : Fratura da coluna, nível não especificado	128	114	75	39	–	14
W17 : Outras quedas de um nível a outro	126	124	97	27	–	2
W22 : Impacto acidental ativo ou passivo causado por outros objetos	125	122	113	7	2	3
F40 : Transtornos fóbico-ansiosos	125	52	40	4	8	73
S94 : Traumatismo dos nervos ao nível do tornozelo e do pé	123	114	86	27	1	9
L24 : Dermatites de contato por irritantes	120	90	69	–	21	30
W27 : Contato com ferramentas manuais sem motor	120	120	119	1	–	–
S79 : Outros traumatismos e os não especificados do quadril e da coxa	120	110	74	36	–	10
S19 : Outros traumatismos do pescoço e os não especificados	120	113	61	52	–	7
M20 : Deformidades adquiridas dos dedos das mãos e dos pés	119	69	55	9	5	50
F10 : Transtornos mentais e comportamentais devidos ao uso de álcool	119	9	7	1	1	110
S03 : Luxação, entorse ou distensão das articulações e dos ligamentos da cabeça	119	108	83	25	–	11
R45 : Sintomas e sinais relativos ao estado emocional	117	117	87	28	2	–
A09 : Diarréia e gastroenterite de origem infecciosa presumível	116	115	68	1	46	1
M15 : Poliartrose	113	75	46	15	14	38
J68 : Afecções respiratórias devidas a inalação de prod. químicos, gases, fumaças e vapores	113	105	101	–	4	8
T12 : Fratura do membro inferior, nível não especificado	112	95	45	50	–	17
Y64 : Medicamentos ou substâncias biológicas contaminados	111	111	110	–	1	–
V19 : Ciclista traumatizado em outros acidentes de transp e acidentes de transp não especif.	109	108	22	85	1	1
Y65 : Outros acidentes durante a prestação de cuidados médicos e cirúrgicos	109	109	108	–	1	–
M43 : Outras dorsopatias deformantes	109	79	51	18	10	30
L98 : Outras afecções da pele e do tecido subcutâneo não classificadas em outra parte	109	94	82	10	2	15
T90 : Seqüelas de traumatismo da cabeça	109	87	62	25	–	22
I21 : Infarto agudo do miocárdio	108	34	16	4	14	74
Z47 : Outros cuidados de seguimento ortopédico	108	104	80	24	–	4
M67 : Outros transtornos das sinóvias e dos tendões	108	66	47	9	10	42
Outras	15.021	12.016	8.802	2.400	814	3.005
Ignorado	851	78	56	14	8	773

Fonte: DATAPREV, CAT, SUB.
Nota: Os dados são preliminares, estando sujeitos a correções.

Capítulo 57 - Brasil e Grandes Regiões

57.11 - Quantidade de acidentes do trabalho, por situação de registro e motivo, segundo os 200 códigos da Classificação Internacional de Doenças - CID-10 mais incidentes, na Região Sudeste - 2015

(continua)

CID 10	QUANTIDADE DE ACIDENTES DO TRABALHO					
	Total	Com CAT Registrada				Sem CAT Registrada
		Total	Motivo			
			Típico	Trajeto	Doença do Trabalho	
TOTAL	**334.873**	**289.780**	**219.358**	**62.230**	**8.192**	**45.093**
S61 : Ferimento do punho e da mão	33.806	33.125	32.221	851	53	681
S62 : Fratura ao nível do punho e da mão	21.465	18.156	14.834	3.263	59	3.309
S60 : Traumatismo superficial do punho e da mão	17.689	17.365	15.116	2.208	41	324
S93 : Luxação, entorse e distensão das articulações e ligamentos ao nível do tornozelo e pé	16.893	16.012	10.500	5.482	30	881
M54 : Dorsalgia	11.399	6.789	5.059	1.166	564	4.610
S82 : Fratura da perna, incluindo tornozelo	10.325	7.948	3.547	4.377	24	2.377
S92 : Fratura do pé (exceto do tornozelo)	10.275	8.427	5.664	2.742	21	1.848
S80 : Traumatismo superficial da perna	10.270	9.994	6.048	3.934	12	276
S90 : Traumatismo superficial do tornozelo e do pé	9.391	9.174	6.929	2.239	6	217
Z20 : Contato com e exposição a doenças transmissíveis	8.556	8.550	8.465	9	76	6
S52 : Fratura do antebraço	7.642	6.077	3.451	2.614	12	1.565
T14 : Traumatismo de região não especificada do corpo	7.405	7.313	5.338	1.961	14	92
M75 : Lesões do ombro	7.153	2.861	750	208	1.903	4.292
S01 : Ferimento da cabeça	6.317	6.292	5.647	635	10	25
F43 : Reações ao "stress" grave e transtornos de adaptação	6.149	4.961	4.452	169	340	1.188
S42 : Fratura do ombro e do braço	4.922	3.900	1.363	2.525	12	1.022
S83 : Luxação, entorse e distensão das articulações e dos ligamentos do joelho	4.914	4.064	2.820	1.188	56	850
S40 : Traumatismo superficial do ombro e do braço	4.185	4.081	2.579	1.489	13	104
S81 : Ferimento da perna	3.954	3.803	2.752	1.046	5	151
M65 : Sinovite e tenossinovite	3.885	1.785	673	162	950	2.100
S50 : Traumatismo superficial do cotovelo e do antebraço	3.552	3.491	2.482	1.006	3	61
T07 : Traumatismos múltiplos não especificados	3.541	3.469	1.443	2.019	7	72
M25 : Outros transtornos articulares não classificados em outra parte	3.390	2.852	2.013	798	41	538
S91 : Ferimentos do tornozelo e do pé	3.141	2.984	2.518	458	8	157
S51 : Ferimento do antebraço	3.051	2.996	2.639	352	5	55
S00 : Traumatismo superficial da cabeça	2.941	2.918	2.400	512	6	23
S63 : Luxação, entorse e distensão das articulações e ligamentos ao nível do punho e da mão	2.885	2.643	2.150	480	13	242
S68 : Amputação traumática ao nível do punho e da mão	2.844	2.295	2.222	65	8	549
S43 : Luxação, entorse e distensão das articulações e dos ligamentos da cintura escapular	2.723	2.301	1.395	874	32	422
T23 : Queimadura e corrosão do punho e da mão	2.577	2.528	2.499	23	6	49
M51 : Outros transtornos de discos intervertebrais	2.252	839	272	40	527	1.413
M79 : Outros transtornos dos tecidos moles, não classificados em outra parte	2.129	1.982	1.409	527	46	147
T00 : Traumatismos superficiais envolvendo múltiplas regiões do corpo	1.997	1.979	855	1.122	2	18
Z04 : Exame e observação por outras razões	1.790	1.789	1.703	67	19	1
T30 : Queimadura e corrosão, parte não especificada do corpo	1.770	1.697	1.659	35	3	73
M23 : Transtornos internos dos joelhos	1.766	798	518	208	72	968
S70 : Traumatismo superficial do quadril e da coxa	1.756	1.717	1.105	608	4	39
S30 : Traumatismo superficial do abdome, do dorso e da pelve	1.752	1.713	1.237	469	7	39
G56 : Mononeuropatias dos membros superiores	1.724	443	75	10	358	1.281
S20 : Traumatismo superficial do tórax	1.688	1.658	1.127	526	5	30
S06 : Traumatismo intracraniano	1.652	1.447	862	579	6	205
T15 : Corpo estranho na parte externa do olho	1.642	1.636	1.606	26	4	6
S72 : Fratura do fêmur	1.628	1.220	473	746	1	408
S32 : Fratura da coluna lombar e da pelve	1.609	1.276	756	516	4	333
F41 : Outros transtornos ansiosos	1.607	556	289	49	218	1.051
F32 : Episódios depressivos	1.576	317	75	9	233	1.259
S22 : Fratura de costela(s), esterno e coluna torácica	1.546	1.262	803	458	1	284
T11 : Outros traumatismos de membro superior, nível não especificado	1.445	1.416	1.164	243	9	29
T22 : Queimadura e corrosão do ombro e membro superior, exceto punho e mão	1.336	1.303	1.282	16	5	33
S41 : Ferimento do ombro e do braço	1.307	1.291	1.079	211	1	16
Z57 : Exposição ocupacional a fatores de risco	1.254	1.254	1.242	4	8	–
S66 : Traumatismo de músculo e tendão ao nível do punho e da mão	1.249	942	860	76	6	307
S09 : Outros traumatismos da cabeça e os não especificados	1.222	1.206	898	306	2	16
M77 : Outras entesopatias	1.158	454	156	37	261	704
S02 : Fratura do crânio e dos ossos da face	1.155	1.042	637	403	2	113
Z65 : Problemas relacionados com outras circunstâncias psicossociais	1.149	1.149	1.139	9	1	–
S05 : Traumatismo do olho e da órbita ocular	1.144	1.064	1.003	59	2	80
T13 : Outros traumatismos de membro inferior, nível não especificado	1.129	1.095	731	359	5	34
S69 : Outros traumatismos e os não especificados do punho e da mão	1.128	1.078	979	92	7	50
T01 : Ferimentos envolvendo múltiplas regiões do corpo	1.080	1.063	543	518	2	17
W54 : Mordedura ou golpe provocado por cão	1.035	1.032	847	182	3	3
Z00 : Exame geral e investigação de pessoas sem queixas ou diagnóstico relatado	1.030	1.027	822	201	4	3
R52 : Dor não classificada em outra parte	885	879	656	219	4	6
M62 : Outros transtornos musculares	832	790	592	190	8	42
T25 : Queimadura e corrosão do tornozelo e do pé	779	735	720	12	3	44
S71 : Ferimento do quadril e da coxa	766	742	647	94	1	24

Capítulo 57 - Brasil e Grandes Regiões

57.11 - Quantidade de acidentes do trabalho, por situação de registro e motivo, segundo os 200 códigos da Classificação Internacional de Doenças - CID-10 mais incidentes, na Região Sudeste - 2015

(continuação)

CID 10	QUANTIDADE DE ACIDENTES DO TRABALHO					
	Total	Com CAT Registrada				Sem CAT Registrada
		Total	Motivo			
			Típico	Trajeto	Doença do Trabalho	
S67 : Lesão por esmagamento do punho e da mão	755	706	681	22	3	49
H16 : Ceratite	753	731	723	8	–	22
T20 : Queimadura e corrosão da cabeça e pescoço	728	719	710	9	–	9
S33 : Luxação, entorse ou distensão das articulações e ligamentos da coluna lombar e pelve	685	645	520	108	17	40
Y60 : Corte, punção, perfuração ou hemorragia acidentais dur. prest. cuidados méd./cirúrg.	681	681	670	4	7	–
K40 : Hérnia inguinal	646	79	30	2	47	567
S99 : Outros traumatismos e os não especificados do tornozelo e do pé	572	542	374	166	2	30
W01 : Queda no mesmo nível por escorregão, tropeção ou passos em falsos [traspés]	566	564	402	160	2	2
V29 : Motociclista traumat. em outros acid. de transporte/acid de transporte não especif.	562	558	56	501	1	4
Y28 : Contato com objeto cortante ou penetrante, intenção não determinada	542	541	532	5	4	1
T29 : Queimaduras e corrosões de múltiplas regiões do corpo	535	505	502	2	1	30
H10 : Conjuntivite	535	520	503	12	5	15
S53 : Luxação, entorse e distensão das articulações e dos ligamentos do cotovelo	526	471	330	141	–	55
T24 : Queimadura e corrosão do quadril e membro inferior, exceto tornozelo e do pé	504	488	461	25	2	16
F33 : Transtorno depressivo recorrente	500	98	25	3	70	402
T26 : Queimadura e corrosão limitadas ao olho e seus anexos	491	486	485	–	1	5
T09 : Outros traumatismos de coluna e tronco, nível não especificado	485	480	321	157	2	5
Z48 : Outro seguimento cirúrgico	479	478	442	34	2	1
T81 : Complicações de procedimentos não classificadas em outra parte	471	470	461	6	3	1
S86 : Traumatismos de músculo e de tendão ao nível da perna	434	361	255	105	1	73
W57 : Mordeduras e picadas de inseto e de outros artrópodes, não-venenosos	431	431	418	10	3	–
I83 : Varizes dos membros inferiores	417	33	17	1	15	384
H90 : Perda de audição por transtorno de condução e/ou neuro-sensorial	378	362	89	1	272	16
T21 : Queimadura e corrosão do tronco	371	355	348	6	1	16
S13 : Luxação, entorse ou distensão das articulações e dos ligamentos do pescoço	370	358	223	134	1	12
S89 : Outros traumatismos e os não especificados da perna	360	345	213	131	1	15
Y04 : Agressão por meio de força corporal	353	350	295	54	1	3
V87 : Acidente de trânsito de tipo especif, mas desconhecido modo de transporte da vítima	348	347	80	266	1	1
Y69 : Acidente não especificado durante a prestação de cuidado médico e cirúrgico	344	344	344	–	–	–
M99 : Lesões biomecânicas não classificadas em outra parte	328	284	204	76	4	44
W45 : Penetração de corpo ou objeto estranho através da pele	321	320	316	4	–	1
T06 : Outros traumatismos envolvendo regiões múltiplas do corpo, não class. em outra parte	317	309	135	174	–	8
H57 : Outros transtornos do olho e anexos	314	312	302	9	1	2
M50 : Transtornos dos discos cervicais	309	190	57	18	115	119
H83 : Outros transtornos do ouvido interno	301	295	42	4	249	6
S31 : Ferimento do abdome, do dorso e da pelve	293	273	226	47	–	20
S46 : Traumatismo de tendão e músculo ao nível do ombro e do braço	289	232	177	46	9	57
X99 : Agressão por meio de objeto cortante ou penetrante	287	285	260	20	5	2
T02 : Fraturas envolvendo múltiplas regiões do corpo	287	244	106	138	–	43
T31 : Queimaduras classificadas segundo a extensão da superfície corporal atingida	279	267	262	5	–	12
V89 : Acidente com um veículo a motor ou não-motorizado, tipo(s) de veículo(s) não espec.	274	274	61	213	–	–
S10 : Traumatismo superficial do pescoço	264	258	175	83	–	6
V09 : Pedestre traumatizado em outros acidentes de transporte e acid. de transp. não espec.	264	263	69	192	2	1
S59 : Outros traumatismos do antebraço e os não especificados	256	249	188	61	–	7
S29 : Outros traumatismos do tórax e os não especificados	255	249	173	76	–	6
M17 : Gonartrose [artrose do joelho]	250	54	29	14	11	196
V01 : Pedestre traumatizado em colisão com um veículo a pedal	244	242	89	152	1	2
K42 : Hérnia umbilical	236	24	7	–	17	212
T92 : Seqüelas de traumatismos do membro superior	236	83	61	18	4	153
V23 : Motociclista traumatizado em colisão c/ automóvel [carro], "pick up" ou caminhonete	234	233	20	212	1	1
S49 : Outros traumatismos e os não especificados do ombro e do braço	232	222	148	72	2	10
M70 : Transtornos dos tecidos moles relacionados com o uso, uso excessivo e pressão	230	150	60	21	69	80
W10 : Queda em ou de escadas ou degraus	229	225	196	29	–	4
S56 : Traumatismo do músculo e tendão ao nível do antebraço	227	203	177	25	1	24
W19 : Queda sem especificação	226	226	159	67	–	–
M53 : Outras dorsopatias não classificadas em outra parte	224	131	68	18	45	93
V28 : Motociclista traumatizado em um acidente de transporte sem colisão	223	222	23	199	–	1
T63 : Efeito tóxico de contato com animais venenosos	222	192	189	3	–	30
M22 : Transtornos da rótula [patela]	212	100	44	32	24	112
R10 : Dor abdominal e pélvica	210	199	128	67	4	11
S98 : Amputação traumática do tornozelo e do pé	207	148	126	21	1	59
S21 : Ferimento do tórax	204	197	155	42	–	7
S64 : Traumatismo de nervos ao nível do punho e da mão	203	161	149	12	–	42
R51 : Cefaléia	199	198	139	56	3	1
S14 : Traumatismo de nervos e da medula espinhal ao nível cervical	196	186	110	76	–	10
T93 : Seqüelas de traumatismos do membro inferior	196	66	39	25	2	130
M66 : Ruptura espontânea de sinóvia e de tendão	193	149	89	27	33	44
S96 : Traumatismos do músculo e tendão ao nível do tornozelo e do pé	192	154	106	48	–	38

Capítulo 57 - Brasil e Grandes Regiões

57.11 - Quantidade de acidentes do trabalho, por situação de registro e motivo, segundo os 200 códigos da Classificação Internacional de Doenças - CID-10 mais incidentes, na Região Sudeste - 2015

(conclusão)

CID 10	QUANTIDADE DE ACIDENTES DO TRABALHO					
	Total	Com CAT Registrada				Sem CAT Registrada
		Total	Motivo			
			Típico	Trajeto	Doença do Trabalho	
F31 : Transtorno afetivo bipolar	192	17	3	1	13	175
S12 : Fratura do pescoço	190	141	72	69	–	49
R69 : Causas desconhecidas e não especificadas de morbidade	187	186	153	32	1	1
W87 : Exposição a corrente elétrica não especificada	185	183	181	1	1	2
T78 : Efeitos adversos não classificados em outra parte	180	171	161	4	6	9
L23 : Dermatites alérgicas de contato	177	97	60	1	36	80
M24 : Outras transtornos articulares específicos	173	131	87	32	12	42
M96 : Transtornos osteomusculares pós-procedimentos não classificados em outra parte	172	163	110	48	5	9
W50 : Golpe, pancada, pontapé, mordedura ou escoriação infligidos por outra pessoa	171	171	139	31	1	–
S36 : Traumatismo de órgãos intra-abdominais	169	132	61	71	–	37
S97 : Lesão por esmagamento do tornozelo e do pé	165	155	131	23	1	10
M19 : Outras artroses	160	56	27	12	17	104
H11 : Outros transtornos da conjuntiva	155	154	148	4	2	1
Y09 : Agressão por meios não especificados	154	153	133	19	1	1
S39 : Outros traumatismos e os não especificados do abdome, do dorso e da pelve	153	147	91	55	1	6
T03 : Luxações, entorses e distensões envolvendo regiões múltiplas do corpo	149	149	101	47	1	–
S11 : Ferimento do pescoço	148	146	112	34	–	2
T08 : Fratura da coluna, nível não especificado	145	121	79	40	2	24
H44 : Transtornos do globo ocular	144	136	134	1	1	8
M20 : Deformidades adquiridas dos dedos das mãos e dos pés	140	92	80	11	1	48
Y64 : Medicamentos ou substâncias biológicas contaminados	138	138	137	1	–	–
L02 : Abscesso cutâneo, furúnculo e antraz	136	120	105	12	3	16
S23 : Luxação, entorse e distensão de articulações e dos ligamentos do tórax	135	128	98	29	1	7
H18 : Outros transtornos da córnea	130	124	119	4	1	6
S65 : Traumatismo de vasos sangüíneos ao nível do punho e da mão	130	124	114	10	–	6
W18 : Outras quedas no mesmo nível	130	130	85	44	1	–
A15 : Tuberculose respiratória, com confirmação bacteriológica e histológica	127	21	3	–	18	106
R07 : Dor de garganta e no peito	126	123	92	30	1	3
T10 : Fratura do membro superior, nível não especificado	125	111	71	40	–	14
Z54 : Convalescença	125	125	96	27	2	–
S73 : Luxação, entorse e distensão da articulação e dos ligamentos do quadril	124	109	68	41	–	15
S76 : Traumatismo de músculo e de tendão ao nível do quadril e da coxa	123	106	73	32	1	17
F40 : Transtornos fóbico-ansiosos	121	60	40	7	13	61
J68 : Afecções respiratórias devidas a inalação de prod. químicos, gases, fumaças e vapores	118	114	112	1	1	4
T90 : Seqüelas de traumatismo da cabeça	116	95	71	24	–	21
Z01 : Outros exames e investigações especiais de pessoas s/ queixa ou diagnóstico relatado	115	115	110	2	3	–
R45 : Sintomas e sinais relativos ao estado emocional	114	112	92	20	–	2
W17 : Outras quedas de um nível a outro	114	114	89	24	1	–
Z91 : História pessoal de fatores de risco, não classificados em outra parte	109	109	84	25	–	–
Z47 : Outros cuidados de seguimento ortopédico	107	106	76	28	2	1
R57 : Choque não classificado em outra parte	107	106	91	15	–	1
S03 : Luxação, entorse ou distensão das articulações e dos ligamentos da cabeça	106	97	68	29	–	9
W27 : Contato com ferramentas manuais sem motor	106	106	105	1	–	–
T59 : Efeito tóxico de outros gases, fumaças e vapores	105	104	102	–	2	1
S94 : Traumatismo dos nervos ao nível do tornozelo e do pé	105	95	68	27	–	10
T65 : Efeito tóxico de outras substâncias e as não especificadas	105	102	100	1	1	3
M76 : Entesopatias dos membros inferiores, excluindo pé	104	68	41	14	13	36
T75 : Efeitos de outras causas externas	104	100	97	2	1	4
I21 : Infarto agudo do miocárdio	102	38	15	3	20	64
T04 : Traumatismos por esmagamento envolvendo múltiplas regiões do corpo	102	100	69	31	–	2
Z02 : Exame médico e consulta com finalidades administrativas	102	102	93	7	2	–
Y65 : Outros acidentes durante a prestação de cuidados médicos e cirúrgicos	100	100	100	–	–	–
F10 : Transtornos mentais e comportamentais devidos ao uso de álcool	99	10	4	–	6	89
T98 : Seqüelas de outros efeitos de causas externas e dos não especificados	98	32	23	9	–	66
K25 : Úlcera gástrica	98	98	87	11	–	–
J45 : Asma	98	29	17	–	12	69
S79 : Outros traumatismos e os não especificados do quadril e da coxa	97	94	61	33	–	3
X23 : Contato com abelhas, vespas e vespões	97	97	95	2	–	–
L98 : Outras afecções da pele e do tecido subcutâneo não classificadas em outra parte	96	81	69	12	–	15
Z03 : Observação e avaliação médica por doenças e afecções suspeitas	96	69	57	12	–	27
M67 : Outros transtornos das sinóvias e dos tendões	94	69	46	12	11	25
M93 : Outras osteocondropatias	94	84	58	23	3	10
W20 : Impacto causado por objeto lançado, projetado ou em queda	94	93	86	7	–	1
W44 : Penetração de corpo estranho no ou através de olho ou orifício natural	94	93	91	2	–	1
A09 : Diarréia e gastroenterite de origem infecciosa presumível	93	93	86	1	6	–
M71 : Outras bursopatias	93	44	16	4	24	49
Outras	12.905	10.564	7.402	2.465	697	2.341
Ignorado	915	65	49	14	2	850

Fonte: DATAPREV, CAT, SUB.
Nota: Os dados são preliminares, estando sujeitos a correções.

Capítulo 57 - Brasil e Grandes Regiões

57.12 - Quantidade de acidentes do trabalho, por situação de registro e motivo, segundo os 200 códigos da Classificação Internacional de Doenças - CID-10 mais incidentes, na Região Sudeste - 2016

(continua)

CID 10	QUANTIDADE DE ACIDENTES DO TRABALHO					
	Total	Com CAT Registrada				Sem CAT Registrada
		Total	Motivo			
			Típico	Trajeto	Doença do Trabalho	
TOTAL	**310.824**	**270.841**	**201.694**	**62.426**	**6.721**	**39.983**
S61 : Ferimento do punho e da mão	31.355	30.744	29.808	889	47	611
S62 : Fratura ao nível do punho e da mão	19.891	16.972	13.724	3.208	40	2.919
S93 : Luxação, entorse e distensão das articulações e ligamentos ao nível do tornozelo e pé	16.275	15.411	9.764	5.616	31	864
S60 : Traumatismo superficial do punho e da mão	15.793	15.528	13.297	2.197	34	265
M54 : Dorsalgia	10.151	5.986	4.580	1.030	376	4.165
S92 : Fratura do pé (exceto do tornozelo)	10.082	8.333	5.316	2.988	29	1.749
S80 : Traumatismo superficial da perna	9.941	9.671	5.651	4.011	9	270
S82 : Fratura da perna, incluindo tornozelo	9.931	7.813	3.329	4.455	29	2.118
S90 : Traumatismo superficial do tornozelo e do pé	8.825	8.642	6.388	2.244	10	183
Z20 : Contato com e exposição a doenças transmissíveis	8.742	8.737	8.631	19	87	5
S52 : Fratura do antebraço	7.617	6.106	3.445	2.639	22	1.511
T14 : Traumatismo de região não especificada do corpo	7.284	7.203	4.963	2.223	17	81
M75 : Lesões do ombro	5.941	2.300	683	211	1.406	3.641
F43 : Reações ao "stress" grave e transtornos de adaptação	5.939	4.813	4.190	205	418	1.126
S01 : Ferimento da cabeça	5.893	5.868	5.226	626	16	25
S42 : Fratura do ombro e do braço	4.839	3.897	1.327	2.563	7	942
S83 : Luxação, entorse e distensão das articulações e dos ligamentos do joelho	4.712	3.923	2.697	1.188	38	789
S40 : Traumatismo superficial do ombro e do braço	3.830	3.738	2.330	1.399	9	92
S81 : Ferimento da perna	3.623	3.490	2.402	1.084	4	133
T07 : Traumatismos múltiplos não especificados	3.496	3.404	1.371	2.030	3	92
M65 : Sinovite e tenossinovite	3.286	1.453	502	197	754	1.833
M25 : Outros transtornos articulares não classificados em outra parte	3.280	2.803	1.894	884	25	477
S50 : Traumatismo superficial do cotovelo e do antebraço	3.021	2.966	2.090	871	5	55
S91 : Ferimentos do tornozelo e do pé	2.823	2.682	2.216	460	6	141
S00 : Traumatismo superficial da cabeça	2.749	2.737	2.242	489	6	12
S43 : Luxação, entorse e distensão das articulações e dos ligamentos da cintura escapular	2.681	2.279	1.315	938	26	402
S51 : Ferimento do antebraço	2.674	2.623	2.286	334	3	51
S63 : Luxação, entorse e distensão das articulações e ligamentos ao nível do punho e da mão	2.581	2.363	1.866	488	9	218
S68 : Amputação traumática ao nível do punho e da mão	2.549	2.089	2.019	67	3	460
T23 : Queimadura e corrosão do punho e da mão	2.355	2.300	2.277	17	6	55
Z04 : Exame e observação por outras razões	1.956	1.953	1.819	126	8	3
M51 : Outros transtornos de discos intervertebrais	1.909	683	239	46	398	1.226
M79 : Outros transtornos dos tecidos moles, não classificados em outra parte	1.854	1.703	1.185	485	33	151
T00 : Traumatismos superficiais envolvendo múltiplas regiões do corpo	1.792	1.774	766	1.007	1	18
S30 : Traumatismo superficial do abdome, do dorso e da pelve	1.678	1.634	1.180	452	2	44
S20 : Traumatismo superficial do tórax	1.612	1.569	1.043	526	–	43
T30 : Queimadura e corrosão, parte não especificada do corpo	1.602	1.547	1.513	32	2	55
S70 : Traumatismo superficial do quadril e da coxa	1.595	1.567	982	581	4	28
F41 : Outros transtornos ansiosos	1.593	562	281	55	226	1.031
S22 : Fratura de costela(s), esterno e coluna torácica	1.590	1.319	823	491	5	271
S32 : Fratura da coluna lombar e da pelve	1.578	1.263	727	533	3	315
M23 : Transtornos internos dos joelhos	1.523	719	475	208	36	804
S72 : Fratura do fêmur	1.466	1.129	456	671	2	337
S06 : Traumatismo intracraniano	1.460	1.281	748	529	4	179
F32 : Episódios depressivos	1.439	349	102	14	233	1.090
T15 : Corpo estranho na parte externa do olho	1.416	1.412	1.374	38	–	4
G56 : Mononeuropatias dos membros superiores	1.412	321	57	6	258	1.091
Z57 : Exposição ocupacional a fatores de risco	1.257	1.257	1.246	1	10	–
T01 : Ferimentos envolvendo múltiplas regiões do corpo	1.248	1.233	570	663	–	15
T22 : Queimadura e corrosão do ombro e membro superior, exceto punho e mão	1.240	1.214	1.196	14	4	26
S66 : Traumatismo de músculo e tendão ao nível do punho e da mão	1.210	942	856	82	4	268
S41 : Ferimento do ombro e do braço	1.187	1.177	979	197	1	10
T11 : Outros traumatismos de membro superior, nível não especificado	1.138	1.103	912	191	–	35
S05 : Traumatismo do olho e da órbita ocular	1.090	1.032	978	51	3	58
S09 : Outros traumatismos da cabeça e os não especificados	1.084	1.067	800	265	2	17
S02 : Fratura do crânio e dos ossos da face	1.072	977	624	350	3	95
W54 : Mordedura ou golpe provocado por cão	1.056	1.055	857	197	1	1
Z00 : Exame geral e investigação de pessoas sem queixas ou diagnóstico relatado	1.038	1.036	830	204	2	2
T13 : Outros traumatismos de membro inferior, nível não especificado	999	973	634	337	2	26
R52 : Dor não classificada em outra parte	974	971	678	288	5	3
M77 : Outras entesopatias	943	328	102	33	193	615
S69 : Outros traumatismos e os não especificados do punho e da mão	880	847	759	85	3	33
M62 : Outros transtornos musculares	786	751	551	192	8	35
Y60 : Corte, punção, perfuração ou hemorragia acidentais dur. prest. cuidados méd./cirúrg.	774	774	767	1	6	–
T20 : Queimadura e corrosão da cabeça e pescoço	729	712	710	2	–	17
S67 : Lesão por esmagamento do punho e da mão	685	629	608	20	1	56

Capítulo 57 - Brasil e Grandes Regiões

57.12 - Quantidade de acidentes do trabalho, por situação de registro e motivo, segundo os 200 códigos da Classificação Internacional de Doenças - CID-10 mais incidentes, na Região Sudeste - 2016

(continuação)

CID 10	QUANTIDADE DE ACIDENTES DO TRABALHO					
	Total	Com CAT Registrada				Sem CAT Registrada
		Total	Motivo			
			Típico	Trajeto	Doença do Trabalho	
S71 : Ferimento do quadril e da coxa	683	659	568	91	–	24
T25 : Queimadura e corrosão do tornozelo e do pé	682	653	639	14	–	29
V29 : Motociclista traumat. em outros acid. de transporte/acid de transporte não especif.	677	674	71	603	–	3
H16 : Ceratite	658	622	610	8	4	36
W01 : Queda no mesmo nível por escorregão, tropeção ou passos em falsos [traspés]	634	633	458	175	–	1
K40 : Hérnia inguinal	616	41	20	–	21	575
Z65 : Problemas relacionados com outras circunstâncias psicossociais	615	615	596	8	11	–
S33 : Luxação, entorse ou distensão das articulações e ligamentos da coluna lombar e pelve	551	528	412	104	12	23
T29 : Queimaduras e corrosões de múltiplas regiões do corpo	528	496	487	8	1	32
Y28 : Contato com objeto cortante ou penetrante, intenção não determinada	503	502	496	5	1	1
F33 : Transtorno depressivo recorrente	472	82	11	1	70	390
S53 : Luxação, entorse e distensão das articulações e dos ligamentos do cotovelo	469	425	278	144	3	44
H10 : Conjuntivite	464	453	439	6	8	11
T26 : Queimadura e corrosão limitadas ao olho e seus anexos	463	453	451	1	1	10
T24 : Queimadura e corrosão do quadril e membro inferior, exceto tornozelo e do pé	459	435	412	23	–	24
S99 : Outros traumatismos e os não especificados do tornozelo e do pé	458	441	321	118	2	17
T09 : Outros traumatismos de coluna e tronco, nível não especificado	446	430	278	152	–	16
W57 : Mordeduras e picadas de inseto e de outros artrópodes, não-venenosos	434	432	414	16	2	2
Z48 : Outro seguimento cirúrgico	430	426	392	34	–	4
Y04 : Agressão por meio de força corporal	412	408	350	57	1	4
I83 : Varizes dos membros inferiores	410	19	12	2	5	391
T81 : Complicações de procedimentos não classificadas em outra parte	403	396	389	5	2	7
S86 : Traumatismos de músculo e de tendão ao nível da perna	381	287	199	83	5	94
T21 : Queimadura e corrosão do tronco	318	312	312	–	–	6
M99 : Lesões biomecânicas não classificadas em outra parte	317	277	183	93	1	40
H57 : Outros transtornos do olho e anexos	316	316	309	5	2	–
Y69 : Acidente não especificado durante a prestação de cuidado médico e cirúrgico	304	304	304	–	–	–
H90 : Perda de audição por transtorno de condução e/ou neuro-sensorial	302	294	35	2	257	8
S89 : Outros traumatismos e os não especificados da perna	288	275	172	102	1	13
W45 : Penetração de corpo ou objeto estranho através da pele	282	280	270	8	2	2
S13 : Luxação, entorse ou distensão das articulações e dos ligamentos do pescoço	278	270	157	112	1	8
V87 : Acidente de trânsito de tipo especif, mas desconhecido modo de transporte da vítima	275	270	58	212	–	5
W19 : Queda sem especificação	270	268	178	90	–	2
H83 : Outros transtornos do ouvido interno	266	261	31	6	224	5
S31 : Ferimento do abdome, do dorso e da pelve	265	249	208	40	1	16
M50 : Transtornos dos discos cervicais	262	152	34	22	96	110
V89 : Acidente com um veículo a motor ou não-motorizado, tipo(s) de veículo(s) não espec.	262	260	65	195	–	2
S29 : Outros traumatismos do tórax e os não especificados	254	246	172	74	–	8
S46 : Traumatismo de tendão e músculo ao nível do ombro e do braço	253	200	159	37	4	53
K42 : Hérnia umbilical	253	21	10	–	11	232
S59 : Outros traumatismos do antebraço e os não especificados	247	240	182	57	1	7
X99 : Agressão por meio de objeto cortante ou penetrante	245	243	213	20	10	2
T63 : Efeito tóxico de contato com animais venenosos	245	226	220	6	–	19
V01 : Pedestre traumatizado em colisão com um veículo a pedal	243	243	103	140	–	–
T02 : Fraturas envolvendo múltiplas regiões do corpo	239	216	91	124	1	23
S10 : Traumatismo superficial do pescoço	239	237	139	97	1	2
V28 : Motociclista traumatizado em um acidente de transporte sem colisão	234	234	22	212	–	–
V23 : Motociclista traumatizado em colisão c/ automóvel [carro], "pick up" ou caminhonete	233	231	25	206	–	2
T31 : Queimaduras classificadas segundo a extensão da superfície corporal atingida	232	217	215	2	–	15
T06 : Outros traumatismos envolvendo regiões múltiplas do corpo, não class. em outra parte	231	228	93	135	–	3
V09 : Pedestre traumatizado em outros acidentes de transporte e acid. de transp. não espec.	231	230	59	170	1	1
M17 : Gonartrose [artrose do joelho]	224	42	23	9	10	182
S49 : Outros traumatismos e os não especificados do ombro e do braço	222	215	134	79	2	7
T92 : Seqüelas de traumatismos do membro superior	211	65	53	12	–	146
W10 : Queda em ou de escadas ou degraus	209	208	176	32	–	1
R10 : Dor abdominal e pélvica	207	196	122	69	5	11
S04 : Traumatismo dos nervos cranianos	205	201	131	68	2	4
S14 : Traumatismo de nervos e da medula espinhal ao nível cervical	200	185	117	66	2	15
S56 : Traumatismo do músculo e tendão ao nível do antebraço	198	170	142	23	5	28
S98 : Amputação traumática do tornozelo e do pé	196	143	118	25	–	53
M53 : Outras dorsopatias não classificadas em outra parte	195	106	52	19	35	89
S12 : Fratura do pescoço	194	165	80	85	–	29
S64 : Traumatismo de nervos ao nível do punho e da mão	192	159	147	12	–	33
F31 : Transtorno afetivo bipolar	177	26	2	1	23	151
M70 : Transtornos dos tecidos moles relacionados com o uso, uso excessivo e pressão	171	105	46	17	42	66
M22 : Transtornos da rótula [patela]	170	98	52	21	25	72
S21 : Ferimento do tórax	169	164	135	28	1	5
W50 : Golpe, pancada, pontapé, mordedura ou escoriação infligidos por outra pessoa	168	168	145	23	–	–

Capítulo 57 - Brasil e Grandes Regiões

57.12 - Quantidade de acidentes do trabalho, por situação de registro e motivo, segundo os 200 códigos da Classificação Internacional de Doenças - CID-10 mais incidentes, na Região Sudeste - 2016

(conclusão)

CID 10	QUANTIDADE DE ACIDENTES DO TRABALHO					
	Total	Com CAT Registrada				Sem CAT Registrada
		Total	Motivo			
			Típico	Trajeto	Doença do Trabalho	
S39 : Outros traumatismos e os não especificados do abdome, do dorso e da pelve	167	158	113	45	–	9
L23 : Dermatites alérgicas de contato	166	91	41	–	50	75
S36 : Traumatismo de órgãos intra-abdominais	163	132	61	71	–	31
T93 : Seqüelas de traumatismos do membro inferior	161	37	19	18	–	124
W87 : Exposição a corrente elétrica não especificada	160	157	153	3	1	3
T78 : Efeitos adversos não classificados em outra parte	159	156	143	8	5	3
R51 : Cefaléia	159	158	117	40	1	1
M24 : Outras transtornos articulares específicos	158	106	79	22	5	52
Z01 : Outros exames e investigações especiais de pessoas s/ queixa ou diagnóstico relatado	158	158	143	11	4	–
S96 : Traumatismos do músculo e tendão ao nível do tornozelo e do pé	157	123	92	31	–	34
T03 : Luxações, entorses e distensões envolvendo regiões múltiplas do corpo	147	146	96	50	–	1
H11 : Outros transtornos da conjuntiva	147	145	142	3	–	2
W18 : Outras quedas no mesmo nível	147	146	100	46	–	1
Y64 : Medicamentos ou substâncias biológicas contaminados	144	144	143	–	1	–
S97 : Lesão por esmagamento do tornozelo e do pé	137	127	101	26	–	10
M66 : Ruptura espontânea de sinóvia e de tendão	136	109	77	21	11	27
W55 : Mordedura ou golpe provocado por outros animais mamíferos	131	129	124	5	–	2
V19 : Ciclista traumatizado em outros acidentes de transp e acidentes de transp não especif.	129	128	29	99	–	1
T10 : Fratura do membro superior, nível não especificado	129	107	72	35	–	22
M19 : Outras artroses	126	52	22	15	15	74
R07 : Dor de garganta e no peito	124	121	86	33	2	3
S73 : Luxação, entorse e distensão da articulação e dos ligamentos do quadril	123	107	63	44	–	16
R69 : Causas desconhecidas e não especificadas de morbidade	121	120	93	24	3	1
H44 : Transtornos do globo ocular	120	117	114	3	–	3
L02 : Abscesso cutâneo, furúnculo e antraz	119	102	89	11	2	17
S65 : Traumatismo de vasos sangüíneos ao nível do punho e da mão	117	113	102	11	–	4
R45 : Sintomas e sinais relativos ao estado emocional	117	116	86	30	–	1
L98 : Outras afecções da pele e do tecido subcutâneo não classificadas em outra parte	116	108	95	12	1	8
Z47 : Outros cuidados de seguimento ortopédico	114	111	71	39	1	3
M20 : Deformidades adquiridas dos dedos das mãos e dos pés	113	75	62	9	4	38
H18 : Outros transtornos da córnea	113	105	102	3	–	8
X47 : Intoxicação acidental por e exposição a outros gases e vapores	112	110	108	1	1	2
M71 : Outras bursopatias	112	46	22	4	20	66
S23 : Luxação, entorse e distensão de articulações e dos ligamentos do tórax	112	109	79	28	2	3
S76 : Traumatismo de músculo e de tendão ao nível do quadril e da coxa	109	93	70	22	1	16
Y65 : Outros acidentes durante a prestação de cuidados médicos e cirúrgicos	109	109	109	–	–	–
Y09 : Agressão por meios não especificados	109	109	88	21	–	–
A15 : Tuberculose respiratória, com confirmação bacteriológica e histológica	107	17	1	–	16	90
T75 : Efeitos de outras causas externas	107	104	100	4	–	3
T08 : Fratura da coluna, nível não especificado	105	83	40	43	–	22
S11 : Ferimento do pescoço	104	100	78	22	–	4
Z54 : Convalescença	102	102	82	18	2	–
W17 : Outras quedas de um nível a outro	101	100	85	15	–	1
M96 : Transtornos osteomusculares pós-procedimentos não classificados em outra parte	99	96	66	24	6	3
Z02 : Exame médico e consulta com finalidades administrativas	98	97	85	12	–	1
X23 : Contato com abelhas, vespas e vespões	97	97	93	4	–	–
M76 : Entesopatias dos membros inferiores, excluindo pé	97	61	34	19	8	36
F40 : Transtornos fóbico-ansiosos	95	34	19	2	13	61
M16 : Coxartrose [artrose do quadril]	95	21	12	3	6	74
X22 : Contato com escorpiões	93	93	92	1	–	–
K25 : Úlcera gástrica	92	92	81	9	2	–
S27 : Traumatismo de outros órgãos intratorácicos e dos não especificados	91	80	36	44	–	11
L03 : Celulite (Flegmão)	90	72	67	2	3	18
L24 : Dermatites de contato por irritantes	88	66	53	1	12	22
W20 : Impacto causado por objeto lançado, projetado ou em queda	85	83	78	5	–	2
V20 : Motociclista traumatizado em colisão com um pedestre ou um animal	85	84	15	69	–	1
R57 : Choque não classificado em outra parte	85	84	76	7	1	1
I21 : Infarto agudo do miocárdio	84	33	10	7	16	51
Y96 : Circunstância relativa às condições de trabalho	84	83	74	9	–	1
S79 : Outros traumatismos e os não especificados do quadril e da coxa	83	74	46	27	1	9
W44 : Penetração de corpo estranho no ou através de olho ou orifício natural	83	83	79	4	–	–
V49 : Ocup. de um autom. traumatiz. outro acid. de transp. e em acid. de transp. não especif.	82	82	21	61	–	–
T98 : Seqüelas de outros efeitos de causas externas e dos não especificados	82	30	20	9	1	52
S03 : Luxação, entorse ou distensão das articulações e dos ligamentos da cabeça	81	77	57	20	–	4
Z91 : História pessoal de fatores de risco, não classificados em outra parte	81	81	53	27	1	–
W22 : Impacto acidental ativo ou passivo causado por outros objetos	81	81	80	1	–	–
Outras	11.357	9.253	6.461	2.142	650	2.104
Ignorado	305	55	41	14	–	250

Fonte: DATAPREV, CAT, SUB.

Nota: Os dados são preliminares, estando sujeitos a correções.

Capítulo 57 - Brasil e Grandes Regiões

57.13 - Quantidade de acidentes do trabalho, por situação de registro e motivo, segundo os 200 códigos da Classificação Internacional de Doenças - CID-10 mais incidentes, na Região Sul - 2014

(continua)

CID 10	QUANTIDADE DE ACIDENTES DO TRABALHO					
	Total	Com CAT Registrada				Sem CAT Registrada
		Total	Motivo			
			Típico	Trajeto	Doença do Trabalho	
TOTAL	**159.001**	**117.848**	**93.409**	**21.077**	**3.362**	**41.153**
S61 : Ferimento do punho e da mão	16.575	14.852	14.573	265	14	1.723
S62 : Fratura ao nível do punho e da mão	10.448	7.918	6.852	1.048	18	2.530
M54 : Dorsalgia	8.207	2.782	2.238	341	203	5.425
S60 : Traumatismo superficial do punho e da mão	7.052	6.719	6.175	535	9	333
M75 : Lesões do ombro	6.487	1.497	516	87	894	4.990
S93 : Luxação, entorse e distensão das articulações e ligamentos ao nível do tornozelo e pé	5.705	5.054	3.734	1.313	7	651
S82 : Fratura da perna, incluindo tornozelo	5.166	3.378	1.613	1.749	16	1.788
S92 : Fratura do pé (exceto do tornozelo)	4.676	3.375	2.596	772	7	1.301
S52 : Fratura do antebraço	4.359	2.903	1.794	1.101	8	1.456
S80 : Traumatismo superficial da perna	3.822	3.554	2.364	1.182	8	268
S90 : Traumatismo superficial do tornozelo e do pé	3.604	3.385	2.837	541	7	219
S42 : Fratura do ombro e do braço	2.588	1.729	635	1.090	4	859
S01 : Ferimento da cabeça	2.564	2.484	2.228	252	4	80
S83 : Luxação, entorse e distensão das articulações e dos ligamentos do joelho	2.505	1.782	1.323	440	19	723
T15 : Corpo estranho na parte externa do olho	2.344	2.342	2.328	13	1	2
S68 : Amputação traumática ao nível do punho e da mão	2.335	1.539	1.510	26	3	796
S81 : Ferimento da perna	2.185	1.842	1.313	526	3	343
M65 : Sinovite e tenossinovite	2.134	664	245	32	387	1.470
Z20 : Contato com e exposição a doenças transmissíveis	2.093	2.092	2.083	1	8	1
S91 : Ferimentos do tornozelo e do pé	1.884	1.435	1.259	172	4	449
G56 : Mononeuropatias dos membros superiores	1.795	275	43	3	229	1.520
T07 : Traumatismos múltiplos não especificados	1.764	1.641	846	794	1	123
S40 : Traumatismo superficial do ombro e do braço	1.589	1.496	1.010	481	5	93
S51 : Ferimento do antebraço	1.560	1.461	1.329	132	–	99
F43 : Reações ao "stress" grave e transtornos de adaptação	1.446	944	766	77	101	502
M77 : Outras entesopatias	1.418	357	127	19	211	1.061
S50 : Traumatismo superficial do cotovelo e do antebraço	1.377	1.312	994	316	2	65
S43 : Luxação, entorse e distensão das articulações e dos ligamentos da cintura escapular	1.348	1.024	629	381	14	324
S63 : Luxação, entorse e distensão das articulações e ligamentos ao nível do punho e da mão	1.302	1.102	931	166	5	200
M25 : Outros transtornos articulares não classificados em outra parte	1.287	787	572	170	45	500
S22 : Fratura de costela(s), esterno e coluna torácica	1.266	759	520	235	4	507
Z57 : Exposição ocupacional a fatores de risco	1.259	1.258	1.245	1	12	1
T14 : Traumatismo de região não especificada do corpo	1.206	1.159	897	260	2	47
S00 : Traumatismo superficial da cabeça	1.183	1.164	955	207	2	19
T23 : Queimadura e corrosão do punho e da mão	1.178	1.123	1.113	6	4	55
M51 : Outros transtornos de discos intervertebrais	1.112	231	109	13	109	881
S32 : Fratura da coluna lombar e da pelve	1.057	700	419	277	4	357
S72 : Fratura do fêmur	964	681	265	414	2	283
S20 : Traumatismo superficial do tórax	933	842	605	236	1	91
M23 : Transtornos internos dos joelhos	913	370	281	76	13	543
S06 : Traumatismo intracraniano	885	699	415	281	3	186
S66 : Traumatismo de músculo e tendão ao nível do punho e da mão	846	561	533	26	2	285
S30 : Traumatismo superficial do abdome, do dorso e da pelve	803	759	606	151	2	44
T00 : Traumatismos superficiais envolvendo múltiplas regiões do corpo	796	768	327	441	–	28
F32 : Episódios depressivos	775	96	20	4	72	679
S67 : Lesão por esmagamento do punho e da mão	724	633	623	10	–	91
S70 : Traumatismo superficial do quadril e da coxa	722	685	495	189	1	37
W54 : Mordedura ou golpe provocado por cão	640	633	568	65	–	7
S41 : Ferimento do ombro e do braço	636	596	490	105	1	40
S02 : Fratura do crânio e dos ossos da face	631	492	345	146	1	139
M79 : Outros transtornos dos tecidos moles, não classificados em outra parte	627	476	357	91	28	151
S05 : Traumatismo do olho e da órbita ocular	617	505	488	15	2	112
T22 : Queimadura e corrosão do ombro e membro superior, exceto punho e mão	616	600	593	6	1	16
Y64 : Medicamentos ou substâncias biológicas contaminados	588	588	583	1	4	–
K40 : Hérnia inguinal	569	57	27	–	30	512
Y69 : Acidente não especificado durante a prestação de cuidado médico e cirúrgico	566	566	564	1	1	–
M62 : Outros transtornos musculares	558	516	437	74	5	42
S69 : Outros traumatismos e os não especificados do punho e da mão	505	424	381	43	–	81
F41 : Outros transtornos ansiosos	469	103	49	4	50	366
T30 : Queimadura e corrosão, parte não especificada do corpo	467	431	425	2	4	36
T01 : Ferimentos envolvendo múltiplas regiões do corpo	460	420	142	278	–	40
S71 : Ferimento do quadril e da coxa	439	366	334	31	1	73
T26 : Queimadura e corrosão limitadas ao olho e seus anexos	398	388	385	3	–	10
T25 : Queimadura e corrosão do tornozelo e do pé	386	343	334	9	–	43
S09 : Outros traumatismos da cabeça e os não especificados	376	355	266	89	–	21
H16 : Ceratite	357	325	320	3	2	32

Capítulo 57 - Brasil e Grandes Regiões

57.13 - Quantidade de acidentes do trabalho, por situação de registro e motivo, segundo os 200 códigos da Classificação Internacional de Doenças - CID-10 mais incidentes, na Região Sul - 2014

(continuação)

CID 10	QUANTIDADE DE ACIDENTES DO TRABALHO					
	Total	Com CAT Registrada				Sem CAT Registrada
		Total	Motivo			
			Típico	Trajeto	Doença do Trabalho	
T20 : Queimadura e corrosão da cabeça e pescoço	337	329	329	–	–	8
Z00 : Exame geral e investigação de pessoas sem queixas ou diagnóstico relatado	329	326	277	49	–	3
I83 : Varizes dos membros inferiores	319	22	13	–	9	297
T13 : Outros traumatismos de membro inferior, nível não especificado	307	272	196	76	–	35
S33 : Luxação, entorse ou distensão das articulações e ligamentos da coluna lombar e pelve	294	264	226	34	4	30
T11 : Outros traumatismos de membro superior, nível não especificado	288	264	212	52	–	24
S86 : Traumatismos de músculo e de tendão ao nível da perna	286	172	127	42	3	114
Z04 : Exame e observação por outras razões	275	275	247	27	1	–
S53 : Luxação, entorse e distensão das articulações e dos ligamentos do cotovelo	253	196	144	51	1	57
F33 : Transtorno depressivo recorrente	249	19	3	–	16	230
T29 : Queimaduras e corrosões de múltiplas regiões do corpo	244	218	216	2	–	26
T24 : Queimadura e corrosão do quadril e membro inferior, exceto tornozelo e do pé	237	216	202	14	–	21
Y28 : Contato com objeto cortante ou penetrante, intenção não determinada	234	234	234	–	–	–
M70 : Transtornos dos tecidos moles relacionados com o uso, uso excessivo e pressão	220	79	35	7	37	141
S46 : Traumatismo de tendão e músculo ao nível do ombro e do braço	219	137	116	16	5	82
S31 : Ferimento do abdome, do dorso e da pelve	217	183	166	17	–	34
S99 : Outros traumatismos e os não especificados do tornozelo e do pé	207	180	146	33	1	27
H10 : Conjuntivite	189	179	175	1	3	10
S98 : Amputação traumática do tornozelo e do pé	184	104	91	11	2	80
R52 : Dor não classificada em outra parte	181	179	131	47	1	2
V29 : Motociclista traumat. em outros acid. de transporte/acid de transporte não especif.	178	172	26	146	–	6
Y65 : Outros acidentes durante a prestação de cuidados médicos e cirúrgicos	176	176	176	–	–	–
T02 : Fraturas envolvendo múltiplas regiões do corpo	172	139	51	88	–	33
S64 : Traumatismo de nervos ao nível do punho e da mão	170	137	132	4	1	33
F31 : Transtorno afetivo bipolar	166	16	1	–	15	150
A09 : Diarréia e gastroenterite de origem infecciosa presumível	163	163	3	–	160	–
S89 : Outros traumatismos e os não especificados da perna	161	138	92	46	–	23
M53 : Outras dorsopatias não classificadas em outra parte	161	34	20	5	9	127
S56 : Traumatismo do músculo e tendão ao nível do antebraço	155	126	110	16	–	29
V23 : Motociclista traumatizado em colisão c/ automóvel [carro], "pick up" ou caminhonete	155	148	17	131	–	7
S97 : Lesão por esmagamento do tornozelo e do pé	153	136	128	8	–	17
T06 : Outros traumatismos envolvendo regiões múltiplas do corpo, não class. em outra parte	149	142	64	77	1	7
V87 : Acidente de trânsito de tipo especif, mas desconhecido modo de transporte da vítima	145	142	28	114	–	3
C44 : Outras neoplasias malignas da pele	143	17	13	3	1	126
T21 : Queimadura e corrosão do tronco	143	132	131	1	–	11
T09 : Outros traumatismos de coluna e tronco, nível não especificado	137	127	96	31	–	10
Y60 : Corte, punção, perfuração ou hemorragia acidentais dur. prest. cuidados méd./cirúrg.	136	136	135	1	–	–
M50 : Transtornos dos discos cervicais	134	44	17	8	19	90
M66 : Ruptura espontânea de sinóvia e de tendão	130	76	51	17	8	54
W01 : Queda no mesmo nível por escorregão, tropeção ou passos em falsos [traspés]	130	129	110	19	–	1
S36 : Traumatismo de órgãos intra-abdominais	128	82	33	49	–	46
S13 : Luxação, entorse ou distensão das articulações e dos ligamentos do pescoço	128	118	96	21	1	10
T59 : Efeito tóxico de outros gases, fumaças e vapores	126	125	124	–	1	1
S21 : Ferimento do tórax	119	110	90	20	–	9
V89 : Acidente com um veículo a motor ou não-motorizado, tipo(s) de veículo(s) não espec.	116	116	27	89	–	–
S29 : Outros traumatismos do tórax e os não especificados	114	89	57	32	–	25
S96 : Traumatismos do músculo e tendão ao nível do tornozelo e do pé	114	83	57	25	1	31
S59 : Outros traumatismos do antebraço e os não especificados	108	95	79	16	–	13
S12 : Fratura do pescoço	108	66	24	41	1	42
W87 : Exposição a corrente elétrica não especificada	108	103	102	1	–	5
K42 : Hérnia umbilical	107	18	9	–	9	89
M17 : Gonartrose [artrose do joelho]	106	23	15	4	4	83
V01 : Pedestre traumatizado em colisão com um veículo a pedal	106	106	33	72	1	–
Z48 : Outro seguimento cirúrgico	106	104	99	4	1	2
W45 : Penetração de corpo ou objeto estranho através da pele	104	101	101	–	–	3
S49 : Outros traumatismos e os não especificados do ombro e do braço	102	91	61	30	–	11
M71 : Outras bursopatias	100	42	20	1	21	58
M24 : Outras transtornos articulares específicos	100	73	52	15	6	27
T92 : Seqüelas de traumatismos do membro superior	99	24	22	2	–	75
H57 : Outros transtornos do olho e anexos	98	96	92	4	–	2
Z51 : Outros cuidados médicos	98	97	79	17	1	1
T93 : Seqüelas de traumatismos do membro inferior	97	18	14	3	1	79
Y04 : Agressão por meio de força corporal	97	97	85	12	–	–
Z03 : Observação e avaliação médica por doenças e afecções suspeitas	96	48	35	10	3	48
L23 : Dermatites alérgicas de contato	94	42	22	1	19	52
S10 : Traumatismo superficial do pescoço	94	90	58	32	–	4
V28 : Motociclista traumatizado em um acidente de transporte sem colisão	94	90	13	77	–	4
V09 : Pedestre traumatizado em outros acidentes de transporte e acid. de transp. não espec.	91	91	17	74	–	–

Capítulo 57 - Brasil e Grandes Regiões

57.13 - Quantidade de acidentes do trabalho, por situação de registro e motivo, segundo os 200 códigos da Classificação Internacional de Doenças - CID-10 mais incidentes, na Região Sul - 2014

(conclusão)

CID 10	QUANTIDADE DE ACIDENTES DO TRABALHO					
	Total	Com CAT Registrada				Sem CAT Registrada
		Total	Motivo			
			Típico	Trajeto	Doença do Trabalho	
R10 : Dor abdominal e pélvica	90	78	51	26	1	12
W57 : Mordeduras e picadas de inseto e de outros artrópodes, não-venenosos	88	87	82	5	–	1
H44 : Transtornos do globo ocular	84	74	74	–	–	10
T31 : Queimaduras classificadas segundo a extensão da superfície corporal atingida	84	79	75	4	–	5
S23 : Luxação, entorse e distensão de articulações e dos ligamentos do tórax	81	74	61	12	1	7
S27 : Traumatismo de outros órgãos intratorácicos e dos não especificados	81	64	40	24	–	17
J45 : Asma	80	9	4	–	5	71
M19 : Outras artroses	80	11	8	1	2	69
S14 : Traumatismo de nervos e da medula espinhal ao nível cervical	79	65	37	28	–	14
X99 : Agressão por meio de objeto cortante ou penetrante	78	78	74	3	1	–
H18 : Outros transtornos da córnea	78	70	70	–	–	8
S73 : Luxação, entorse e distensão da articulação e dos ligamentos do quadril	76	58	31	27	–	18
W19 : Queda sem especificação	75	74	50	24	–	1
T63 : Efeito tóxico de contato com animais venenosos	75	44	43	1	–	31
H90 : Perda de audição por transtorno de condução e/ou neuro-sensorial	74	70	10	–	60	4
S39 : Outros traumatismos e os não especificados do abdome, do dorso e da pelve	73	64	51	13	–	9
H54 : Cegueira e visão subnormal	73	38	37	1	–	35
W10 : Queda em ou de escadas ou degraus	72	70	66	4	–	2
M99 : Lesões biomecânicas não classificadas em outra parte	71	54	38	16	–	17
A15 : Tuberculose respiratória, com confirmação bacteriológica e histológica	70	12	8	–	4	58
M72 : Transtornos fibroblásticos	67	21	5	4	12	46
H11 : Outros transtornos da conjuntiva	65	63	63	–	–	2
T75 : Efeitos de outras causas externas	65	60	59	1	–	5
M76 : Entesopatias dos membros inferiores, excluindo pé	65	27	17	2	8	38
L24 : Dermatites de contato por irritantes	64	45	38	–	7	19
M22 : Transtornos da rótula [patela]	64	30	24	3	3	34
M16 : Coxartrose [artrose do quadril]	63	8	4	–	4	55
S76 : Traumatismo de músculo e de tendão ao nível do quadril e da coxa	62	43	32	11	–	19
F10 : Transtornos mentais e comportamentais devidos ao uso de álcool	62	–	–	–	–	62
T04 : Traumatismos por esmagamento envolvendo múltiplas regiões do corpo	61	52	40	12	–	9
T08 : Fratura da coluna, nível não especificado	61	47	33	14	–	14
T03 : Luxações, entorses e distensões envolvendo regiões múltiplas do corpo	60	60	41	18	1	–
M84 : Transtornos da continuidade do osso	59	27	14	7	6	32
T78 : Efeitos adversos não classificados em outra parte	58	55	47	2	6	3
Y96 : Circunstância relativa às condições de trabalho	58	58	56	2	–	–
T12 : Fratura do membro inferior, nível não especificado	56	38	21	17	–	18
M47 : Espondilose	56	11	8	–	3	45
S79 : Outros traumatismos e os não especificados do quadril e da coxa	56	49	36	12	1	7
M67 : Outros transtornos das sinóvias e dos tendões	55	34	24	2	8	21
S11 : Ferimento do pescoço	55	53	42	11	–	2
I21 : Infarto agudo do miocárdio	55	14	4	–	10	41
S94 : Traumatismo dos nervos ao nível do tornozelo e do pé	53	43	35	8	–	10
S57 : Lesão por esmagamento do antebraço	53	47	45	2	–	6
T81 : Complicações de procedimentos não classificadas em outra parte	53	52	51	–	1	1
S87 : Traumatismo por esmagamento da perna	51	42	33	9	–	9
S65 : Traumatismo de vasos sangüíneos ao nível do punho e da mão	50	42	38	2	2	8
W18 : Outras quedas no mesmo nível	50	50	38	12	–	–
Z02 : Exame médico e consulta com finalidades administrativas	50	44	36	8	–	6
Z01 : Outros exames e investigações especiais de pessoas s/ queixa ou diagnóstico relatado	50	50	47	3	–	–
M43 : Outras dorsopatias deformantes	49	13	13	–	–	36
Z54 : Convalescença	49	49	38	11	–	–
I80 : Flebite e tromboflebite	49	14	12	2	–	35
R07 : Dor de garganta e no peito	49	46	32	13	1	3
R57 : Choque não classificado em outra parte	47	47	43	3	1	–
L02 : Abscesso cutâneo, furúnculo e antraz	47	35	29	4	2	12
W17 : Outras quedas de um nível a outro	47	47	38	9	–	–
W50 : Golpe, pancada, pontapé, mordedura ou escoriação infligidos por outra pessoa	47	47	38	9	–	–
V03 : Pedestre traumatizado em colisão com um automóvel, "pick up" ou caminhonete	45	44	11	33	–	1
L03 : Celulite (Flegmão)	45	29	24	4	1	16
K43 : Hérnia ventral	45	3	2	–	1	42
M20 : Deformidades adquiridas dos dedos das mãos e dos pés	45	19	17	2	–	26
X58 : Exposição a outros fatores especificados	44	44	44	–	–	–
V20 : Motociclista traumatizado em colisão com um pedestre ou um animal	44	42	7	35	–	2
L25 : Dermatite de contato não especificada	43	24	22	–	2	19
S07 : Lesões por esmagamento da cabeça	42	41	29	12	–	1
M96 : Transtornos osteomusculares pós-procedimentos não classificados em outra parte	42	34	23	10	1	8
Outras	5.656	4.102	2.950	912	240	1.554
Ignorado	97	17	14	3	–	80

Fonte: DATAPREV, CAT, SUB.
Nota: Os dados são preliminares, estando sujeitos a correções.

Capítulo 57 - Brasil e Grandes Regiões

57.14 - Quantidade de acidentes do trabalho, por situação de registro e motivo, segundo os 200 códigos da Classificação Internacional de Doenças - CID-10 mais incidentes, na Região Sul - 2015

(continua)

CID 10	QUANTIDADE DE ACIDENTES DO TRABALHO					
	Total	Com CAT Registrada				Sem CAT Registrada
		Total	Motivo			
			Típico	Trajeto	Doença do Trabalho	
TOTAL	**138.886**	**107.219**	**84.800**	**19.751**	**2.668**	**31.667**
S61 : Ferimento do punho e da mão	14.375	13.222	12.888	323	11	1.153
S62 : Fratura ao nível do punho e da mão	8.871	6.767	5.801	950	16	2.104
S60 : Traumatismo superficial do punho e da mão	6.255	6.028	5.475	543	10	227
M54 : Dorsalgia	6.154	2.355	1.867	256	232	3.799
S93 : Luxação, entorse e distensão das articulações e ligamentos ao nível do tornozelo e pé	5.080	4.555	3.405	1.146	4	525
M75 : Lesões do ombro	4.814	1.193	446	87	660	3.621
S82 : Fratura da perna, incluindo tornozelo	4.534	2.916	1.375	1.530	11	1.618
S92 : Fratura do pé (exceto do tornozelo)	4.066	3.004	2.292	706	6	1.062
S52 : Fratura do antebraço	3.909	2.634	1.662	969	3	1.275
S80 : Traumatismo superficial da perna	3.519	3.353	2.168	1.180	5	166
S90 : Traumatismo superficial do tornozelo e do pé	3.176	3.040	2.477	558	5	136
S01 : Ferimento da cabeça	2.430	2.359	2.135	221	3	71
S42 : Fratura do ombro e do braço	2.268	1.543	546	995	2	725
S83 : Luxação, entorse e distensão das articulações e dos ligamentos do joelho	2.254	1.577	1.199	365	13	677
Z20 : Contato com e exposição a doenças transmissíveis	2.059	2.058	2.053	5	–	1
T15 : Corpo estranho na parte externa do olho	1.896	1.893	1.880	12	1	3
S68 : Amputação traumática ao nível do punho e da mão	1.866	1.228	1.194	29	5	638
S81 : Ferimento da perna	1.863	1.593	1.125	468	–	270
F43 : Reações ao "stress" grave e transtornos de adaptação	1.767	1.361	1.158	103	100	406
M65 : Sinovite e tenossinovite	1.669	558	214	30	314	1.111
S91 : Ferimentos do tornozelo e do pé	1.658	1.321	1.159	162	–	337
T07 : Traumatismos múltiplos não especificados	1.612	1.513	788	725	–	99
S40 : Traumatismo superficial do ombro e do braço	1.444	1.376	921	452	3	68
S51 : Ferimento do antebraço	1.395	1.320	1.189	131	–	75
Z57 : Exposição ocupacional a fatores de risco	1.343	1.341	1.336	3	2	2
M25 : Outros transtornos articulares não classificados em outra parte	1.323	980	690	257	33	343
G56 : Mononeuropatias dos membros superiores	1.306	212	31	–	181	1.094
S43 : Luxação, entorse e distensão das articulações e dos ligamentos da cintura escapular	1.240	968	578	388	2	272
S50 : Traumatismo superficial do cotovelo e do antebraço	1.199	1.156	859	296	1	43
S00 : Traumatismo superficial da cabeça	1.158	1.142	952	189	1	16
T14 : Traumatismo de região não especificada do corpo	1.128	1.093	808	283	2	35
S63 : Luxação, entorse e distensão das articulações e ligamentos ao nível do punho e da mão	1.125	964	810	152	2	161
T23 : Queimadura e corrosão do punho e da mão	1.025	989	985	3	1	36
S22 : Fratura de costela(s), esterno e coluna torácica	1.024	631	407	222	2	393
M77 : Outras entesopatias	976	298	88	17	193	678
S32 : Fratura da coluna lombar e da pelve	941	642	416	226	–	299
S20 : Traumatismo superficial do tórax	929	858	619	239	–	71
M51 : Outros transtornos de discos intervertebrais	854	178	86	13	79	676
M23 : Transtornos internos dos joelhos	833	339	263	59	17	494
S72 : Fratura do fêmur	832	549	211	336	2	283
T00 : Traumatismos superficiais envolvendo múltiplas regiões do corpo	754	728	312	416	–	26
S66 : Traumatismo de músculo e tendão ao nível do punho e da mão	728	479	456	20	3	249
S30 : Traumatismo superficial do abdome, do dorso e da pelve	720	688	518	168	2	32
S70 : Traumatismo superficial do quadril e da coxa	698	672	467	205	–	26
S06 : Traumatismo intracraniano	683	543	315	222	6	140
W54 : Mordedura ou golpe provocado por cão	639	634	579	55	–	5
Y64 : Medicamentos ou substâncias biológicas contaminados	600	600	598	–	2	–
S05 : Traumatismo do olho e da órbita ocular	598	517	496	19	2	81
F32 : Episódios depressivos	593	92	20	2	70	501
M79 : Outros transtornos dos tecidos moles, não classificados em outra parte	572	464	357	88	19	108
S02 : Fratura do crânio e dos ossos da face	568	460	303	157	–	108
S67 : Lesão por esmagamento do punho e da mão	567	489	480	8	1	78
Y69 : Acidente não especificado durante a prestação de cuidado médico e cirúrgico	544	544	544	–	–	–
T22 : Queimadura e corrosão do ombro e membro superior, exceto punho e mão	536	519	510	7	2	17
M62 : Outros transtornos musculares	499	455	384	70	1	44
S41 : Ferimento do ombro e do braço	482	457	351	106	–	25
F41 : Outros transtornos ansiosos	464	130	62	11	57	334
T01 : Ferimentos envolvendo múltiplas regiões do corpo	436	404	151	253	–	32
S69 : Outros traumatismos e os não especificados do punho e da mão	422	361	332	28	1	61
K40 : Hérnia inguinal	417	54	18	–	36	363
T30 : Queimadura e corrosão, parte não especificada do corpo	400	371	364	6	1	29
Z00 : Exame geral e investigação de pessoas sem queixas ou diagnóstico relatado	390	387	314	72	1	3
S71 : Ferimento do quadril e da coxa	363	326	269	57	–	37
S09 : Outros traumatismos da cabeça e os não especificados	358	325	232	93	–	33
T26 : Queimadura e corrosão limitadas ao olho e seus anexos	334	328	328	–	–	6
Z04 : Exame e observação por outras razões	321	319	299	20	–	2

Capítulo 57 - Brasil e Grandes Regiões

57.14 - Quantidade de acidentes do trabalho, por situação de registro e motivo, segundo os 200 códigos da Classificação Internacional de Doenças - CID-10 mais incidentes, na Região Sul - 2015

(continuação)

CID 10	QUANTIDADE DE ACIDENTES DO TRABALHO					
	Total	Com CAT Registrada				Sem CAT Registrada
		Total	Motivo			
			Típico	Trajeto	Doença do Trabalho	
T25 : Queimadura e corrosão do tornozelo e do pé	320	285	281	4	–	35
T13 : Outros traumatismos de membro inferior, nível não especificado	287	266	183	83	–	21
T20 : Queimadura e corrosão da cabeça e pescoço	285	278	276	2	–	7
T11 : Outros traumatismos de membro superior, nível não especificado	282	264	223	41	–	18
H16 : Ceratite	278	262	260	2	–	16
S86 : Traumatismos de músculo e de tendão ao nível da perna	268	165	128	36	1	103
S33 : Luxação, entorse ou distensão das articulações e ligamentos da coluna lombar e pelve	266	246	206	40	–	20
V29 : Motociclista traumat. em outros acid. de transporte/acid de transporte não especif.	262	260	27	233	–	2
F33 : Transtorno depressivo recorrente	232	34	6	–	28	198
T24 : Queimadura e corrosão do quadril e membro inferior, exceto tornozelo e do pé	232	216	211	5	–	16
R52 : Dor não classificada em outra parte	230	227	192	33	2	3
S53 : Luxação, entorse e distensão das articulações e dos ligamentos do cotovelo	225	162	109	53	–	63
T29 : Queimaduras e corrosões de múltiplas regiões do corpo	219	196	190	6	–	23
Y65 : Outros acidentes durante a prestação de cuidados médicos e cirúrgicos	212	212	212	–	–	–
I83 : Varizes dos membros inferiores	204	14	7	1	6	190
S99 : Outros traumatismos e os não especificados do tornozelo e do pé	197	176	145	31	–	21
S46 : Traumatismo de tendão e músculo ao nível do ombro e do braço	188	120	103	17	–	68
Y28 : Contato com objeto cortante ou penetrante, intenção não determinada	180	180	179	–	1	–
W01 : Queda no mesmo nível por escorregão, tropeção ou passos em falsos [traspés]	176	176	152	23	1	–
H10 : Conjuntivite	166	162	158	2	2	4
T09 : Outros traumatismos de coluna e tronco, nível não especificado	163	152	120	32	–	11
V23 : Motociclista traumatizado em colisão c/ automóvel [carro], "pick up" ou caminhonete	159	152	21	131	–	7
T21 : Queimadura e corrosão do tronco	159	149	149	–	–	10
S31 : Ferimento do abdome, do dorso e da pelve	156	138	117	21	–	18
Z51 : Outros cuidados médicos	155	155	131	24	–	–
M53 : Outras dorsopatias não classificadas em outra parte	151	44	27	5	12	107
S97 : Lesão por esmagamento do tornozelo e do pé	151	132	126	6	–	19
F31 : Transtorno afetivo bipolar	151	16	1	–	15	135
S89 : Outros traumatismos e os não especificados da perna	143	122	86	36	–	21
T02 : Fraturas envolvendo múltiplas regiões do corpo	142	116	53	63	–	26
M70 : Transtornos dos tecidos moles relacionados com o uso, uso excessivo e pressão	138	63	36	5	22	75
V87 : Acidente de trânsito de tipo especif, mas desconhecido modo de transporte da vítima	135	135	37	98	–	–
T59 : Efeito tóxico de outros gases, fumaças e vapores	133	132	132	–	–	1
V89 : Acidente com um veículo a motor ou não-motorizado, tipo(s) de veículo(s) não espec.	132	132	47	85	–	–
Y60 : Corte, punção, perfuração ou hemorragia acidentais dur. prest. cuidados méd./cirúrg.	129	129	128	1	–	–
S98 : Amputação traumática do tornozelo e do pé	122	64	54	9	1	58
W87 : Exposição a corrente elétrica não especificada	119	114	114	–	–	5
S13 : Luxação, entorse ou distensão das articulações e dos ligamentos do pescoço	116	108	67	40	1	8
S12 : Fratura do pescoço	115	76	49	27	–	39
S64 : Traumatismo de nervos ao nível do punho e da mão	113	91	83	7	1	22
H57 : Outros transtornos do olho e anexos	113	112	111	1	–	1
S56 : Traumatismo do músculo e tendão ao nível do antebraço	110	90	80	7	3	20
W57 : Mordeduras e picadas de inseto e de outros artrópodes, não-venenosos	110	109	102	6	1	1
M50 : Transtornos dos discos cervicais	110	48	21	2	25	62
S29 : Outros traumatismos do tórax e os não especificados	110	102	66	36	–	8
T06 : Outros traumatismos envolvendo regiões múltiplas do corpo, não class. em outra parte	109	102	51	50	1	7
Y96 : Circunstância relativa às condições de trabalho	107	107	102	3	2	–
T92 : Seqüelas de traumatismos do membro superior	105	23	23	–	–	82
S21 : Ferimento do tórax	103	88	76	12	–	15
Y04 : Agressão por meio de força corporal	103	102	84	18	–	1
Z48 : Outro seguimento cirúrgico	102	99	93	6	–	3
M17 : Gonartrose [artrose do joelho]	101	12	6	3	3	89
C44 : Outras neoplasias malignas da pele	101	10	10	–	–	91
S59 : Outros traumatismos do antebraço e os não especificados	100	93	76	17	–	7
M66 : Ruptura espontânea de sinóvia e de tendão	100	67	46	12	9	33
H90 : Perda de audição por transtorno de condução e/ou neuro-sensorial	100	94	12	1	81	6
V28 : Motociclista traumatizado em um acidente de transporte sem colisão	99	99	16	83	–	–
S10 : Traumatismo superficial do pescoço	98	97	69	28	–	1
K42 : Hérnia umbilical	97	16	6	–	10	81
V01 : Pedestre traumatizado em colisão com um veículo a pedal	96	96	27	69	–	–
X99 : Agressão por meio de objeto cortante ou penetrante	94	92	79	13	–	2
T81 : Complicações de procedimentos não classificadas em outra parte	94	90	88	2	–	4
V09 : Pedestre traumatizado em outros acidentes de transporte e acid. de transp. não espec.	93	93	22	71	–	–
S36 : Traumatismo de órgãos intra-abdominais	92	62	36	26	–	30
M19 : Outras artroses	91	23	16	1	6	68
S96 : Traumatismos do músculo e tendão ao nível do tornozelo e do pé	91	60	42	18	–	31
W19 : Queda sem especificação	88	86	59	27	–	2
S49 : Outros traumatismos e os não especificados do ombro e do braço	87	80	59	20	1	7

Capítulo 57 - Brasil e Grandes Regiões

57.14 - Quantidade de acidentes do trabalho, por situação de registro e motivo, segundo os 200 códigos da Classificação Internacional de Doenças - CID-10 mais incidentes, na Região Sul - 2015

(conclusão)

CID 10	QUANTIDADE DE ACIDENTES DO TRABALHO					
	Total	Com CAT Registrada				Sem CAT Registrada
		Total	Motivo			
			Típico	Trajeto	Doença do Trabalho	
W45 : Penetração de corpo ou objeto estranho através da pele	79	78	77	1	–	1
M99 : Lesões biomecânicas não classificadas em outra parte	77	69	51	13	5	8
T03 : Luxações, entorses e distensões envolvendo regiões múltiplas do corpo	76	74	49	25	–	2
M24 : Outras transtornos articulares específicos	75	59	43	13	3	16
T78 : Efeitos adversos não classificados em outra parte	74	73	66	1	6	1
T31 : Queimaduras classificadas segundo a extensão da superfície corporal atingida	73	67	65	–	2	6
T93 : Seqüelas de traumatismos do membro inferior	73	21	14	7	–	52
R10 : Dor abdominal e pélvica	72	63	40	23	–	9
M72 : Transtornos fibroblásticos	72	17	6	2	9	55
M16 : Coxartrose [artrose do quadril]	70	16	4	1	11	54
Z01 : Outros exames e investigações especiais de pessoas s/ queixa ou diagnóstico relatado	69	69	64	4	1	–
M71 : Outras bursopatias	68	25	12	1	12	43
Z54 : Convalescença	68	68	39	28	1	–
H44 : Transtornos do globo ocular	67	62	62	–	–	5
H18 : Outros transtornos da córnea	65	61	61	–	–	4
J45 : Asma	64	12	5	1	6	52
R45 : Sintomas e sinais relativos ao estado emocional	63	63	55	8	–	–
S23 : Luxação, entorse e distensão de articulações e dos ligamentos do tórax	63	59	48	10	1	4
Z03 : Observação e avaliação médica por doenças e afecções suspeitas	63	27	21	4	2	36
R07 : Dor de garganta e no peito	62	59	38	20	1	3
A15 : Tuberculose respiratória, com confirmação bacteriológica e histológica	62	10	2	–	8	52
S65 : Traumatismo de vasos sangüíneos ao nível do punho e da mão	61	54	52	2	–	7
X58 : Exposição a outros fatores especificados	61	61	61	–	–	–
W18 : Outras quedas no mesmo nível	60	60	37	23	–	–
T04 : Traumatismos por esmagamento envolvendo múltiplas regiões do corpo	60	56	37	19	–	4
S14 : Traumatismo de nervos e da medula espinhal ao nível cervical	60	45	22	23	–	15
S39 : Outros traumatismos e os não especificados do abdome, do dorso e da pelve	60	54	44	10	–	6
T08 : Fratura da coluna, nível não especificado	59	44	34	10	–	15
W17 : Outras quedas de um nível a outro	59	58	54	4	–	1
H11 : Outros transtornos da conjuntiva	58	57	56	1	–	1
S87 : Traumatismo por esmagamento da perna	58	50	41	9	–	8
S27 : Traumatismo de outros órgãos intratorácicos e dos não especificados	57	40	29	11	–	17
V99 : Acidente de transporte não especificado	55	54	12	42	–	1
S11 : Ferimento do pescoço	54	49	42	7	–	5
L24 : Dermatites de contato por irritantes	54	40	34	–	6	14
T63 : Efeito tóxico de contato com animais venenosos	54	36	35	1	–	18
T75 : Efeitos de outras causas externas	53	51	51	–	–	2
R57 : Choque não classificado em outra parte	52	51	42	9	–	1
W10 : Queda em ou de escadas ou degraus	52	51	49	2	–	1
V20 : Motociclista traumatizado em colisão com um pedestre ou um animal	52	50	10	39	1	2
R51 : Cefaléia	51	49	36	12	1	2
Z02 : Exame médico e consulta com finalidades administrativas	50	45	38	7	–	5
V43 : Ocup. de autom. [carro] traumatiz. em colisão com autom. [carro], "pick up" ou caminh.	49	49	15	34	–	–
L23 : Dermatites alérgicas de contato	49	28	20	–	8	21
M43 : Outras dorsopatias deformantes	49	18	13	3	2	31
I21 : Infarto agudo do miocárdio	49	9	3	–	6	40
H54 : Cegueira e visão subnormal	49	19	16	3	–	30
M84 : Transtornos da continuidade do osso	48	20	11	8	1	28
T12 : Fratura do membro inferior, nível não especificado	48	28	16	12	–	20
M22 : Transtornos da rótula [patela]	48	16	11	1	4	32
M76 : Entesopatias dos membros inferiores, excluindo pé	48	25	20	–	5	23
M20 : Deformidades adquiridas dos dedos das mãos e dos pés	47	21	20	1	–	26
W20 : Impacto causado por objeto lançado, projetado ou em queda	47	47	45	2	–	–
S79 : Outros traumatismos e os não especificados do quadril e da coxa	46	42	27	15	–	4
S76 : Traumatismo de músculo e de tendão ao nível do quadril e da coxa	46	32	26	6	–	14
X47 : Intoxicação acidental por e exposição a outros gases e vapores	44	44	43	–	1	–
T10 : Fratura do membro superior, nível não especificado	44	30	21	9	–	14
S73 : Luxação, entorse e distensão da articulação e dos ligamentos do quadril	43	36	26	9	1	7
M96 : Transtornos osteomusculares pós-procedimentos não classificados em outra parte	43	39	29	7	3	4
L25 : Dermatite de contato não especificada	42	28	14	–	14	14
X44 : Envene. [intoxic.] acide. por exposiç. outras drogas, medicam. e subst. Biol. não espec.	42	42	42	–	–	–
T65 : Efeito tóxico de outras substâncias e as não especificadas	40	40	40	–	–	–
M67 : Outros transtornos das sinóvias e dos tendões	40	21	15	1	5	19
R06 : Anormalidades da respiração	40	40	40	–	–	–
M93 : Outras osteocondropatias	40	32	23	9	–	8
L02 : Abscesso cutâneo, furúnculo e antraz	39	32	26	5	1	7
Outras	4.909	3.628	2.666	783	179	1.281
Ignorado	111	20	15	4	1	91

Fonte: DATAPREV, CAT, SUB.
Nota: Os dados são preliminares, estando sujeitos a correções.

Capítulo 57 - Brasil e Grandes Regiões

57.15 - Quantidade de acidentes do trabalho, por situação de registro e motivo, segundo os 200 códigos da Classificação Internacional de Doenças - CID-10 mais incidentes, na Região Sul - 2016

(continua)

CID 10	QUANTIDADE DE ACIDENTES DO TRABALHO					
	Total	Com CAT Registrada				Sem CAT Registrada
		Total	Motivo			
			Típico	Trajeto	Doença do Trabalho	
TOTAL	**130.232**	**101.011**	**78.606**	**20.252**	**2.153**	**29.221**
S61 : Ferimento do punho e da mão	13.368	12.345	12.049	280	16	1.023
S62 : Fratura ao nível do punho e da mão	8.476	6.386	5.459	914	13	2.090
S60 : Traumatismo superficial do punho e da mão	5.487	5.281	4.781	498	2	206
M54 : Dorsalgia	5.368	2.055	1.678	253	124	3.313
S93 : Luxação, entorse e distensão das articulações e ligamentos ao nível do tornozelo e pé	4.953	4.424	3.153	1.260	11	529
S82 : Fratura da perna, incluindo tornozelo	4.564	3.050	1.398	1.647	5	1.514
M75 : Lesões do ombro	4.538	1.047	418	79	550	3.491
S92 : Fratura do pé (exceto do tornozelo)	3.960	2.919	2.114	797	8	1.041
S52 : Fratura do antebraço	3.652	2.474	1.437	1.032	5	1.178
S80 : Traumatismo superficial da perna	3.354	3.171	1.974	1.193	4	183
S90 : Traumatismo superficial do tornozelo e do pé	2.986	2.829	2.275	550	4	157
Z20 : Contato com e exposição a doenças transmissíveis	2.692	2.691	2.680	1	10	1
S42 : Fratura do ombro e do braço	2.384	1.674	551	1.121	2	710
S01 : Ferimento da cabeça	2.170	2.116	1.904	210	2	54
F43 : Reações ao "stress" grave e transtornos de adaptação	2.132	1.685	1.464	119	102	447
S83 : Luxação, entorse e distensão das articulações e dos ligamentos do joelho	2.108	1.510	1.107	397	6	598
S81 : Ferimento da perna	1.744	1.480	1.024	454	2	264
T07 : Traumatismos múltiplos não especificados	1.670	1.588	765	821	2	82
S68 : Amputação traumática ao nível do punho e da mão	1.614	1.062	1.038	20	4	552
T15 : Corpo estranho na parte externa do olho	1.541	1.528	1.513	12	3	13
S91 : Ferimentos do tornozelo e do pé	1.473	1.197	1.033	162	2	276
M65 : Sinovite e tenossinovite	1.429	490	210	26	254	939
S40 : Traumatismo superficial do ombro e do braço	1.320	1.251	798	450	3	69
S51 : Ferimento do antebraço	1.306	1.254	1.130	122	2	52
S43 : Luxação, entorse e distensão das articulações e dos ligamentos da cintura escapular	1.203	912	531	379	2	291
M25 : Outros transtornos articulares não classificados em outra parte	1.188	880	586	272	22	308
Z57 : Exposição ocupacional a fatores de risco	1.183	1.181	1.178	1	2	2
G56 : Mononeuropatias dos membros superiores	1.172	168	27	1	140	1.004
S50 : Traumatismo superficial do cotovelo e do antebraço	1.122	1.078	795	283	–	44
T14 : Traumatismo de região não especificada do corpo	1.110	1.070	755	314	1	40
S00 : Traumatismo superficial da cabeça	1.105	1.090	878	212	–	15
S63 : Luxação, entorse e distensão das articulações e ligamentos ao nível do punho e da mão	1.054	940	772	163	5	114
S22 : Fratura de costela(s), esterno e coluna torácica	1.007	631	416	214	1	376
T23 : Queimadura e corrosão do punho e da mão	1.007	962	952	9	1	45
S32 : Fratura da coluna lombar e da pelve	918	664	392	271	1	254
M77 : Outras entesopatias	868	268	87	16	165	600
S20 : Traumatismo superficial do tórax	827	772	563	209	–	55
S72 : Fratura do fêmur	785	530	171	358	1	255
M23 : Transtornos internos dos joelhos	772	327	240	65	22	445
M51 : Outros transtornos de discos intervertebrais	713	153	78	8	67	560
S66 : Traumatismo de músculo e tendão ao nível do punho e da mão	708	425	400	24	1	283
T00 : Traumatismos superficiais envolvendo múltiplas regiões do corpo	689	675	300	375	–	14
S30 : Traumatismo superficial do abdome, do dorso e da pelve	684	656	501	154	1	28
W54 : Mordedura ou golpe provocado por cão	662	652	585	65	2	10
S06 : Traumatismo intracraniano	640	509	300	207	2	131
S70 : Traumatismo superficial do quadril e da coxa	639	605	399	206	–	34
F32 : Episódios depressivos	554	95	30	–	65	459
T22 : Queimadura e corrosão do ombro e membro superior, exceto punho e mão	542	524	516	7	1	18
S02 : Fratura do crânio e dos ossos da face	530	415	271	144	–	115
M79 : Outros transtornos dos tecidos moles, não classificados em outra parte	524	439	329	87	23	85
S05 : Traumatismo do olho e da órbita ocular	518	445	429	15	1	73
Y69 : Acidente não especificado durante a prestação de cuidado médico e cirúrgico	508	508	507	1	–	–
S67 : Lesão por esmagamento do punho e da mão	489	417	406	9	2	72
F41 : Outros transtornos ansiosos	482	166	123	8	35	316
M62 : Outros transtornos musculares	478	447	364	76	7	31
T01 : Ferimentos envolvendo múltiplas regiões do corpo	465	433	149	283	1	32
Z00 : Exame geral e investigação de pessoas sem queixas ou diagnóstico relatado	455	454	378	76	–	1
S41 : Ferimento do ombro e do braço	449	429	353	75	1	20
K40 : Hérnia inguinal	423	49	22	2	25	374
Z04 : Exame e observação por outras razões	378	377	353	24	–	1
T25 : Queimadura e corrosão do tornozelo e do pé	373	341	337	4	–	32
T26 : Queimadura e corrosão limitadas ao olho e seus anexos	373	367	367	–	–	6
T30 : Queimadura e corrosão, parte não especificada do corpo	370	341	334	7	–	29
S71 : Ferimento do quadril e da coxa	356	309	259	50	–	47
S69 : Outros traumatismos e os não especificados do punho e da mão	356	306	275	30	1	50
S09 : Outros traumatismos da cabeça e os não especificados	352	334	242	92	–	18

Capítulo 57 - Brasil e Grandes Regiões

57.15 - Quantidade de acidentes do trabalho, por situação de registro e motivo, segundo os 200 códigos da Classificação Internacional de Doenças - CID-10 mais incidentes, na Região Sul - 2016

(continuação)

CID 10	QUANTIDADE DE ACIDENTES DO TRABALHO					
	Total	Com CAT Registrada				Sem CAT Registrada
		Total	Motivo			
			Típico	Trajeto	Doença do Trabalho	
T20 : Queimadura e corrosão da cabeça e pescoço	333	323	320	3	–	10
V29 : Motociclista traumat. em outros acid. de transporte/acid de transporte não especif	319	314	62	252	–	5
T13 : Outros traumatismos de membro inferior, nível não especificado	287	255	173	82	–	32
T11 : Outros traumatismos de membro superior, nível não especificado	268	255	217	38	–	13
R52 : Dor não classificada em outra parte	259	256	198	58	–	3
S86 : Traumatismos de músculo e de tendão ao nível da perna	259	157	121	35	1	102
T29 : Queimaduras e corrosões de múltiplas regiões do corpo	258	234	228	5	1	24
H16 : Ceratite	236	226	212	5	9	10
S33 : Luxação, entorse ou distensão das articulações e ligamentos da coluna lombar e pelve	216	195	159	36	–	21
F33 : Transtorno depressivo recorrente	214	32	4	2	26	182
T24 : Queimadura e corrosão do quadril e membro inferior, exceto tornozelo e do pé	213	194	185	8	1	19
S53 : Luxação, entorse e distensão das articulações e dos ligamentos do cotovelo	206	153	103	49	1	53
V23 : Motociclista traumatizado em colisão c/ automóvel [carro], "pick up" ou caminhonete	191	190	23	167	–	1
S46 : Traumatismo de tendão e músculo ao nível do ombro e do braço	181	106	89	12	5	75
S99 : Outros traumatismos e os não especificados do tornozelo e do pé	179	163	127	36	–	16
I83 : Varizes dos membros inferiores	177	2	–	–	2	175
Y64 : Medicamentos ou substâncias biológicas contaminados	159	159	157	1	1	–
T09 : Outros traumatismos de coluna e tronco, nível não especificado	159	153	109	44	–	6
S31 : Ferimento do abdome, do dorso e da pelve	153	138	115	23	–	15
Z51 : Outros cuidados médicos	148	148	124	24	–	–
S89 : Outros traumatismos e os não especificados da perna	140	118	71	47	–	22
Y65 : Outros acidentes durante a prestação de cuidados médicos e cirúrgicos	136	136	135	1	–	–
H10 : Conjuntivite	135	131	128	–	3	4
S13 : Luxação, entorse ou distensão das articulações e dos ligamentos do pescoço	132	125	70	52	3	7
Y60 : Corte, punção, perfuração ou hemorragia acidentais dur. prest. cuidados méd./cirúrg.	131	131	130	1	–	–
T21 : Queimadura e corrosão do tronco	128	120	119	1	–	8
Y28 : Contato com objeto cortante ou penetrante, intenção não determinada	127	127	127	–	–	–
S12 : Fratura do pescoço	127	81	46	33	2	46
F31 : Transtorno afetivo bipolar	125	6	1	1	4	119
Y96 : Circunstância relativa às condições de trabalho	121	121	121	–	–	–
S97 : Lesão por esmagamento do tornozelo e do pé	119	102	82	17	3	17
W01 : Queda no mesmo nível por escorregão, tropeção ou passos em falsos [traspés]	117	115	92	23	–	2
T02 : Fraturas envolvendo múltiplas regiões do corpo	116	91	36	55	–	25
Z48 : Outro seguimento cirúrgico	115	114	107	7	–	1
V87 : Acidente de trânsito de tipo especif, mas desconhecido modo de transporte da vítima	115	115	22	93	–	–
V89 : Acidente com um veículo a motor ou não-motorizado, tipo(s) de veículo(s) não espec.	114	110	20	90	–	4
M53 : Outras dorsopatias não classificadas em outra parte	113	31	21	3	7	82
W87 : Exposição a corrente elétrica não especificada	109	102	101	1	–	7
S29 : Outros traumatismos do tórax e os não especificados	109	91	57	34	–	18
M50 : Transtornos dos discos cervicais	107	43	19	4	20	64
H57 : Outros transtornos do olho e anexos	107	106	105	1	–	1
T06 : Outros traumatismos envolvendo regiões múltiplas do corpo, não class. em outra parte	103	99	43	56	–	4
Y04 : Agressão por meio de força corporal	101	101	90	11	–	–
M70 : Transtornos dos tecidos moles relacionados com o uso, uso excessivo e pressão	101	45	24	2	19	56
W45 : Penetração de corpo ou objeto estranho através da pele	100	93	92	1	–	7
S59 : Outros traumatismos do antebraço e os não especificados	100	86	70	16	–	14
W57 : Mordeduras e picadas de inseto e de outros artrópodes, não-venenosos	99	96	89	6	1	3
S64 : Traumatismo de nervos ao nível do punho e da mão	99	72	67	5	–	27
V28 : Motociclista traumatizado em um acidente de transporte sem colisão	99	97	10	87	–	2
R10 : Dor abdominal e pélvica	97	87	59	28	–	10
S96 : Traumatismos do músculo e tendão ao nível do tornozelo e do pé	95	65	52	13	–	30
S98 : Amputação traumática do tornozelo e do pé	95	54	50	4	–	41
S56 : Traumatismo do músculo e tendão ao nível do antebraço	92	68	58	10	–	24
T92 : Seqüelas de traumatismos do membro superior	90	26	24	2	–	64
W19 : Queda sem especificação	89	85	55	29	1	4
Z01 : Outros exames e investigações especiais de pessoas s/ queixa ou diagnóstico relatado	86	86	81	4	1	–
V09 : Pedestre traumatizado em outros acidentes de transporte e acid. de transp. não espec.	86	86	18	68	–	–
S10 : Traumatismo superficial do pescoço	86	82	54	28	–	4
S49 : Outros traumatismos e os não especificados do ombro e do braço	85	78	54	24	–	7
S36 : Traumatismo de órgãos intra-abdominais	84	59	27	32	–	25
S21 : Ferimento do tórax	82	76	62	14	–	6
K42 : Hérnia umbilical	80	16	8	–	8	64
V01 : Pedestre traumatizado em colisão com um veículo a pedal	79	75	19	56	–	4
C44 : Outras neoplasias malignas da pele	79	8	8	–	–	71
Z54 : Convalescença	76	76	48	27	1	–
X99 : Agressão por meio de objeto cortante ou penetrante	76	74	68	6	–	2
M71 : Outras bursopatias	75	36	12	–	24	39
M17 : Gonartrose [artrose do joelho]	72	9	8	–	1	63

Capítulo 57 - Brasil e Grandes Regiões

57.15 - Quantidade de acidentes do trabalho, por situação de registro e motivo, segundo os 200 códigos da Classificação Internacional de Doenças - CID-10 mais incidentes, na Região Sul - 2016

(conclusão)

CID 10	QUANTIDADE DE ACIDENTES DO TRABALHO					
	Total	Com CAT Registrada				Sem CAT Registrada
		Total	Motivo			
			Típico	Trajeto	Doença do Trabalho	
T08 : Fratura da coluna, nível não especificado	70	53	33	20	–	17
T93 : Seqüelas de traumatismos do membro inferior	69	13	11	2	–	56
T81 : Complicações de procedimentos não classificadas em outra parte	69	67	66	1	–	2
M66 : Ruptura espontânea de sinóvia e de tendão	66	40	28	7	5	26
S39 : Outros traumatismos e os não especificados do abdome, do dorso e da pelve	65	57	43	14	–	8
H18 : Outros transtornos da córnea	65	62	61	1	–	3
M16 : Coxartrose [artrose do quadril]	64	5	2	–	3	59
M72 : Transtornos fibroblásticos	63	20	10	1	9	43
Z03 : Observação e avaliação médica por doenças e afecções suspeitas	60	34	26	6	2	26
T03 : Luxações, entorses e distensões envolvendo regiões múltiplas do corpo	60	58	39	19	–	2
S04 : Traumatismo dos nervos cranianos	59	58	32	26	–	1
H11 : Outros transtornos da conjuntiva	58	56	55	1	–	2
S27 : Traumatismo de outros órgãos intratorácicos e dos não especificados	58	42	22	20	–	16
X58 : Exposição a outros fatores especificados	57	57	57	–	–	–
T31 : Queimaduras classificadas segundo a extensão da superfície corporal atingida	57	53	53	–	–	4
M22 : Transtornos da rótula [patela]	56	28	22	5	1	28
M24 : Outras transtornos articulares específicos	56	36	29	4	3	20
W10 : Queda em ou de escadas ou degraus	55	54	53	1	–	1
L23 : Dermatites alérgicas de contato	55	28	20	–	8	27
M76 : Entesopatias dos membros inferiores, excluindo pé	54	29	17	4	8	25
W18 : Outras quedas no mesmo nível	53	52	40	12	–	1
M19 : Outras artroses	53	10	6	–	4	43
W17 : Outras quedas de um nível a outro	52	49	43	6	–	3
J45 : Asma	52	7	2	–	5	45
S23 : Luxação, entorse e distensão de articulações e dos ligamentos do tórax	51	45	38	7	–	6
S79 : Outros traumatismos e os não especificados do quadril e da coxa	50	45	30	14	1	5
R07 : Dor de garganta e no peito	50	47	32	15	–	3
V20 : Motociclista traumatizado em colisão com um pedestre ou um animal	50	50	5	45	–	–
S76 : Traumatismo de músculo e de tendão ao nível do quadril e da coxa	50	38	28	10	–	12
M84 : Transtornos da continuidade do osso	49	14	10	2	2	35
S14 : Traumatismo de nervos e da medula espinhal ao nível cervical	48	41	26	14	1	7
V64 : Ocup de veíc de transp pesad traumat em colisão com veíc de transp pesad ou ônibus	47	47	8	39	–	–
S73 : Luxação, entorse e distensão da articulação e dos ligamentos do quadril	47	37	21	16	–	10
J68 : Afecções respiratórias devidas a inalação de prod. químicos, gases, fumaças e vapores	46	44	42	1	1	2
R51 : Cefaléia	46	41	33	8	–	5
S87 : Traumatismo por esmagamento da perna	45	41	31	10	–	4
S88 : Amputação traumática da perna	45	26	14	12	–	19
T90 : Seqüelas de traumatismo da cabeça	45	25	16	9	–	20
K43 : Hérnia ventral	45	5	3	–	2	40
V19 : Ciclista traumatizado em outros acidentes de transp e acidentes de transp não especif.	44	44	4	40	–	–
M20 : Deformidades adquiridas dos dedos das mãos e dos pés	43	23	21	–	2	20
H44 : Transtornos do globo ocular	43	41	41	–	–	2
Z02 : Exame médico e consulta com finalidades administrativas	43	41	35	6	–	2
H54 : Cegueira e visão subnormal	42	10	10	–	–	32
T63 : Efeito tóxico de contato com animais venenosos	42	24	23	1	–	18
W55 : Mordedura ou golpe provocado por outros animais mamíferos	41	39	33	6	–	2
M99 : Lesões biomecânicas não classificadas em outra parte	41	40	32	8	–	1
R57 : Choque não classificado em outra parte	40	40	34	6	–	–
A15 : Tuberculose respiratória, com confirmação bacteriológica e histológica	40	6	1	–	5	34
T78 : Efeitos adversos não classificados em outra parte	39	35	32	2	1	4
L24 : Dermatites de contato por irritantes	39	23	16	1	6	16
M43 : Outras dorsopatias deformantes	38	14	7	4	3	24
F40 : Transtornos fóbico-ansiosos	38	14	9	1	4	24
X47 : Intoxicação acidental por e exposição a outros gases e vapores	38	37	37	–	–	1
S11 : Ferimento do pescoço	38	34	25	9	–	4
V99 : Acidente de transporte não especificado	37	36	11	25	–	1
R45 : Sintomas e sinais relativos ao estado emocional	37	37	34	3	–	–
H83 : Outros transtornos do ouvido interno	37	35	5	–	30	2
L02 : Abscesso cutâneo, furúnculo e antraz	36	25	20	1	4	11
S57 : Lesão por esmagamento do antebraço	36	30	27	3	–	6
L98 : Outras afecções da pele e do tecido subcutâneo não classificadas em outra parte	35	31	26	5	–	4
T75 : Efeitos de outras causas externas	35	32	32	–	–	3
T04 : Traumatismos por esmagamento envolvendo múltiplas regiões do corpo	35	31	16	15	–	4
V49 : Ocup. de um autom. traumatiz. outro acid. de transp. e em acid. de transp. não especif.	35	34	8	26	–	1
H90 : Perda de audição por transtorno de condução e/ou neuro-sensorial	34	31	10	–	21	3
V22 : Motociclista traumatizado em colisão com um veículo a motor de duas ou três rodas	33	32	3	29	–	1
Outras	4.301	3.211	2.451	618	142	1.090
Ignorado	68	12	7	4	1	56

Fonte: DATAPREV, CAT, SUB.
Nota: Os dados são preliminares, estando sujeitos a correções.

Capítulo 57 - Brasil e Grandes Regiões

57.16 - Quantidade de acidentes do trabalho, por situação de registro e motivo, segundo os 200 códigos da Classificação Internacional de Doenças - CID-10 mais incidentes, na Região Centro-Oeste - 2014

(continua)

CID 10	QUANTIDADE DE ACIDENTES DO TRABALHO					
	Total	Com CAT Registrada				Sem CAT Registrada
		Total	Motivo			
			Típico	Trajeto	Doença do Trabalho	
TOTAL	**50.909**	**41.348**	**31.254**	**9.251**	**843**	**9.561**
S62 : Fratura ao nível do punho e da mão	3.889	3.158	2.605	540	13	731
S61 : Ferimento do punho e da mão	3.808	3.686	3.571	113	2	122
S82 : Fratura da perna, incluindo tornozelo	2.548	1.855	861	988	6	693
M54 : Dorsalgia	2.268	1.169	918	199	52	1.099
S93 : Luxação, entorse e distensão das articulações e ligamentos ao nível do tornozelo e pé	1.981	1.785	1.339	443	3	196
S92 : Fratura do pé (exceto do tornozelo)	1.954	1.502	1.065	430	7	452
S52 : Fratura do antebraço	1.899	1.439	867	565	7	460
S60 : Traumatismo superficial do punho e da mão	1.784	1.720	1.517	197	6	64
S42 : Fratura do ombro e do braço	1.498	1.129	419	704	6	369
S80 : Traumatismo superficial da perna	1.275	1.210	815	393	2	65
S90 : Traumatismo superficial do tornozelo e do pé	1.155	1.103	844	258	1	52
S83 : Luxação, entorse e distensão das articulações e dos ligamentos do joelho	1.018	739	532	195	12	279
M75 : Lesões do ombro	926	318	155	42	121	608
T14 : Traumatismo de região não especificada do corpo	801	777	601	176	–	24
M25 : Outros transtornos articulares não classificados em outra parte	792	637	441	183	13	155
S68 : Amputação traumática ao nível do punho e da mão	687	554	539	14	1	133
S01 : Ferimento da cabeça	675	671	612	59	–	4
S43 : Luxação, entorse e distensão das articulações e dos ligamentos da cintura escapular	636	509	299	205	5	127
M65 : Sinovite e tenossinovite	628	264	145	20	99	364
Z20 : Contato com e exposição a doenças transmissíveis	603	602	597	1	4	1
S81 : Ferimento da perna	527	484	359	125	–	43
S72 : Fratura do fêmur	526	392	127	264	1	134
S40 : Traumatismo superficial do ombro e do braço	513	481	338	141	2	32
F43 : Reações ao "stress" grave e transtornos de adaptação	513	339	299	13	27	174
S51 : Ferimento do antebraço	449	439	401	38	–	10
S91 : Ferimentos do tornozelo e do pé	429	386	315	70	1	43
S22 : Fratura de costela(s), esterno e coluna torácica	416	335	241	93	1	81
S32 : Fratura da coluna lombar e da pelve	415	302	177	124	1	113
S63 : Luxação, entorse e distensão das articulações e ligamentos ao nível do punho e da mão	398	349	292	54	3	49
T07 : Traumatismos múltiplos não especificados	380	355	161	194	–	25
M23 : Transtornos internos dos joelhos	372	193	145	45	3	179
Z00 : Exame geral e investigação de pessoas sem queixas ou diagnóstico relatado	366	363	303	60	–	3
S06 : Traumatismo intracraniano	348	288	159	128	1	60
S50 : Traumatismo superficial do cotovelo e do antebraço	336	321	242	79	–	15
Z04 : Exame e observação por outras razões	333	333	312	21	–	–
M51 : Outros transtornos de discos intervertebrais	322	109	72	7	30	213
S00 : Traumatismo superficial da cabeça	314	312	265	47	–	2
G56 : Mononeuropatias dos membros superiores	313	63	22	4	37	250
S66 : Traumatismo de músculo e tendão ao nível do punho e da mão	313	243	227	13	3	70
Z57 : Exposição ocupacional a fatores de risco	292	290	288	1	1	2
T11 : Outros traumatismos de membro superior, nível não especificado	275	265	223	42	–	10
S20 : Traumatismo superficial do tórax	274	263	192	71	–	11
T23 : Queimadura e corrosão do punho e da mão	270	267	257	9	1	3
S02 : Fratura do crânio e dos ossos da face	264	232	152	80	–	32
T00 : Traumatismos superficiais envolvendo múltiplas regiões do corpo	252	247	128	118	1	5
M79 : Outros transtornos dos tecidos moles, não classificados em outra parte	234	201	139	56	6	33
T13 : Outros traumatismos de membro inferior, nível não especificado	219	209	146	63	–	10
F32 : Episódios depressivos	211	41	8	2	31	170
S05 : Traumatismo do olho e da órbita ocular	204	185	178	7	–	19
T15 : Corpo estranho na parte externa do olho	204	203	200	2	1	1
S70 : Traumatismo superficial do quadril e da coxa	196	188	130	57	1	8
T31 : Queimaduras classificadas segundo a extensão da superfície corporal atingida	196	177	154	23	–	19
M77 : Outras entesopatias	194	75	29	–	46	119
S30 : Traumatismo superficial do abdome, do dorso e da pelve	190	182	151	31	–	8
T29 : Queimaduras e corrosões de múltiplas regiões do corpo	189	177	144	33	–	12
F41 : Outros transtornos ansiosos	188	74	39	3	32	114
T30 : Queimadura e corrosão, parte não especificada do corpo	185	179	169	10	–	6
T22 : Queimadura e corrosão do ombro e membro superior, exceto punho e mão	183	180	171	9	–	3
S41 : Ferimento do ombro e do braço	173	167	138	29	–	6
K40 : Hérnia inguinal	162	20	11	–	9	142
S09 : Outros traumatismos da cabeça e os não especificados	162	157	111	45	1	5
T25 : Queimadura e corrosão do tornozelo e do pé	156	147	145	2	–	9
S69 : Outros traumatismos e os não especificados do punho e da mão	151	144	137	7	–	7
S67 : Lesão por esmagamento do punho e da mão	144	133	126	6	1	11
M62 : Outros transtornos musculares	136	128	106	21	1	8
S71 : Ferimento do quadril e da coxa	133	123	109	14	–	10

Capítulo 57 - Brasil e Grandes Regiões

57.16 - Quantidade de acidentes do trabalho, por situação de registro e motivo, segundo os 200 códigos da Classificação Internacional de Doenças - CID-10 mais incidentes, na Região Centro-Oeste - 2014

(continuação)

CID 10	QUANTIDADE DE ACIDENTES DO TRABALHO					
	Total	Com CAT Registrada				Sem CAT Registrada
		Total	Motivo			
			Típico	Trajeto	Doença do Trabalho	
H16 : Ceratite	128	119	117	1	1	9
S53 : Luxação, entorse e distensão das articulações e dos ligamentos do cotovelo	111	95	62	33	–	16
T24 : Queimadura e corrosão do quadril e membro inferior, exceto tornozelo e do pé	106	103	93	10	–	3
S99 : Outros traumatismos e os não especificados do tornozelo e do pé	95	82	64	17	1	13
T01 : Ferimentos envolvendo múltiplas regiões do corpo	88	83	46	37	–	5
W54 : Mordedura ou golpe provocado por cão	86	85	79	6	–	1
X99 : Agressão por meio de objeto cortante ou penetrante	82	82	78	4	–	–
S33 : Luxação, entorse ou distensão das articulações e ligamentos da coluna lombar e pelve	77	68	52	15	1	9
Y60 : Corte, punção, perfuração ou hemorragia acidentais dur. prest. cuidados méd./cirúrg.	75	75	75	–	–	–
Y69 : Acidente não especificado durante a prestação de cuidado médico e cirúrgico	75	75	75	–	–	–
Z54 : Convalescença	75	75	43	25	7	–
S46 : Traumatismo de tendão e músculo ao nível do ombro e do braço	74	43	38	3	2	31
T20 : Queimadura e corrosão da cabeça e pescoço	71	70	69	1	–	1
S12 : Fratura do pescoço	65	52	36	15	1	13
S31 : Ferimento do abdome, do dorso e da pelve	62	60	48	11	1	2
H10 : Conjuntivite	62	61	61	–	–	1
V29 : Motociclista traumat. em outros acid. de transporte/acid de transporte não especif.	61	59	8	51	–	2
T92 : Seqüelas de traumatismos do membro superior	60	24	20	4	–	36
F33 : Transtorno depressivo recorrente	60	15	2	1	12	45
S89 : Outros traumatismos e os não especificados da perna	59	57	39	18	–	2
S86 : Traumatismos de músculo e de tendão ao nível da perna	59	42	29	13	–	17
Z48 : Outro seguimento cirúrgico	56	56	51	5	–	–
T02 : Fraturas envolvendo múltiplas regiões do corpo	56	44	11	32	1	12
Y28 : Contato com objeto cortante ou penetrante, intenção não determinada	56	56	55	1	–	–
S36 : Traumatismo de órgãos intra-abdominais	54	39	21	17	1	15
S98 : Amputação traumática do tornozelo e do pé	53	46	36	10	–	7
S56 : Traumatismo do músculo e tendão ao nível do antebraço	53	43	41	2	–	10
T21 : Queimadura e corrosão do tronco	53	51	50	1	–	2
T93 : Seqüelas de traumatismos do membro inferior	53	16	10	5	1	37
T09 : Outros traumatismos de coluna e tronco, nível não especificado	52	50	37	13	–	2
I83 : Varizes dos membros inferiores	51	3	1	1	1	48
V87 : Acidente de trânsito de tipo especif, mas desconhecido modo de transporte da vítima	51	51	11	40	–	–
T26 : Queimadura e corrosão limitadas ao olho e seus anexos	51	50	49	1	–	1
R10 : Dor abdominal e pélvica	50	44	30	14	–	6
V89 : Acidente com um veículo a motor ou não-motorizado, tipo(s) de veículo(s) não espec.	48	48	13	34	1	–
W57 : Mordeduras e picadas de inseto e de outros artrópodes, não-venenosos	47	47	47	–	–	–
M53 : Outras dorsopatias não classificadas em outra parte	47	24	12	3	9	23
S21 : Ferimento do tórax	46	40	30	10	–	6
M50 : Transtornos dos discos cervicais	46	22	9	1	12	24
M70 : Transtornos dos tecidos moles relacionados com o uso, uso excessivo e pressão	45	32	13	10	9	13
M96 : Transtornos osteomusculares pós-procedimentos não classificados em outra parte	42	41	28	12	1	1
T08 : Fratura da coluna, nível não especificado	41	31	15	16	–	10
S13 : Luxação, entorse ou distensão das articulações e dos ligamentos do pescoço	41	38	25	13	–	3
V23 : Motociclista traumatizado em colisão c/ automóvel [carro], "pick up" ou caminhonete	41	40	9	31	–	1
S10 : Traumatismo superficial do pescoço	41	38	25	13	–	3
S29 : Outros traumatismos do tórax e os não especificados	41	38	27	11	–	3
R51 : Cefaléia	40	40	33	7	–	–
S97 : Lesão por esmagamento do tornozelo e do pé	40	36	30	6	–	4
S49 : Outros traumatismos e os não especificados do ombro e do braço	39	38	26	12	–	1
V01 : Pedestre traumatizado em colisão com um veículo a pedal	39	39	13	26	–	–
H57 : Outros transtornos do olho e anexos	37	36	35	1	–	1
V09 : Pedestre traumatizado em outros acidentes de transporte e acid. de transp. não espec.	37	37	7	30	–	–
L98 : Outras afecções da pele e do tecido subcutâneo não classificadas em outra parte	36	33	29	4	–	3
Z11 : Exame especial de rastreamento ("screening") de doenças infecciosas e parasitárias	35	35	35	–	–	–
R57 : Choque não classificado em outra parte	34	34	29	5	–	–
R52 : Dor não classificada em outra parte	33	33	26	7	–	–
T81 : Complicações de procedimentos não classificadas em outra parte	33	32	30	2	–	1
W01 : Queda no mesmo nível por escorregão, tropeção ou passos em falsos [traspés]	32	32	27	5	–	–
S64 : Traumatismo de nervos ao nível do punho e da mão	32	26	25	1	–	6
W87 : Exposição a corrente elétrica não especificada	32	32	31	1	–	–
M43 : Outras dorsopatias deformantes	31	22	13	8	1	9
S96 : Traumatismos do músculo e tendão ao nível do tornozelo e do pé	31	24	18	6	–	7
V28 : Motociclista traumatizado em um acidente de transporte sem colisão	31	31	6	25	–	–
M99 : Lesões biomecânicas não classificadas em outra parte	31	25	23	2	–	6
L02 : Abscesso cutâneo, furúnculo e antraz	31	23	20	2	1	8
T78 : Efeitos adversos não classificados em outra parte	30	27	24	–	3	3
T90 : Seqüelas de traumatismo da cabeça	30	21	15	6	–	9
Y19 : Enven. [intox.] expo. outr. prod. quím e subst. Nociv. e não especif., intenç. não determ.	30	29	29	–	–	1

Capítulo 57 - Brasil e Grandes Regiões

57.16 - Quantidade de acidentes do trabalho, por situação de registro e motivo, segundo os 200 códigos da Classificação Internacional de Doenças - CID-10 mais incidentes, na Região Centro-Oeste - 2014

(conclusão)

CID 10	QUANTIDADE DE ACIDENTES DO TRABALHO					
	Total	Com CAT Registrada				Sem CAT Registrada
		Total	Motivo			
			Típico	Trajeto	Doença do Trabalho	
M24 : Outras transtornos articulares específicos	30	18	15	3	–	12
K42 : Hérnia umbilical	29	2	1	–	1	27
S27 : Traumatismo de outros órgãos intratorácicos e dos não especificados	29	21	16	5	–	8
M19 : Outras artroses	29	14	4	3	7	15
H18 : Outros transtornos da córnea	29	27	26	1	–	2
T06 : Outros traumatismos envolvendo regiões múltiplas do corpo, não class. em outra parte	29	26	7	19	–	3
S59 : Outros traumatismos do antebraço e os não especificados	28	27	20	7	–	1
S14 : Traumatismo de nervos e da medula espinhal ao nível cervical	28	26	16	10	–	2
T63 : Efeito tóxico de contato com animais venenosos	28	23	22	1	–	5
R96 : Outras mortes súbitas de causa desconhecida	28	28	15	13	–	–
Z58 : Problemas relacionados com o ambiente físico	28	28	28	–	–	–
S65 : Traumatismo de vasos sangüíneos ao nível do punho e da mão	27	25	22	3	–	2
M22 : Transtornos da rótula [patela]	27	11	7	4	–	16
T75 : Efeitos de outras causas externas	27	26	24	2	–	1
F31 : Transtorno afetivo bipolar	26	8	1	–	7	18
W26 : Contato com faca, espada e punhal	25	25	25	–	–	–
T10 : Fratura do membro superior, nível não especificado	25	20	14	6	–	5
W45 : Penetração de corpo ou objeto estranho através da pele	25	25	24	1	–	–
S94 : Traumatismo dos nervos ao nível do tornozelo e do pé	25	21	15	6	–	4
Z01 : Outros exames e investigações especiais de pessoas s/ queixa ou diagnóstico relatado	24	24	23	1	–	–
Z03 : Observação e avaliação médica por doenças e afecções suspeitas	24	22	20	2	–	2
M17 : Gonartrose [artrose do joelho]	24	6	4	1	1	18
S76 : Traumatismo de músculo e de tendão ao nível do quadril e da coxa	24	18	15	3	–	6
H90 : Perda de audição por transtorno de condução e/ou neuro-sensorial	23	18	11	–	7	5
H44 : Transtornos do globo ocular	23	20	20	–	–	3
S88 : Amputação traumática da perna	23	19	11	8	–	4
W19 : Queda sem especificação	23	22	16	6	–	1
S39 : Outros traumatismos e os não especificados do abdome, do dorso e da pelve	22	20	13	7	–	2
T12 : Fratura do membro inferior, nível não especificado	22	17	11	6	–	5
T03 : Luxações, entorses e distensões envolvendo regiões múltiplas do corpo	21	20	13	7	–	1
S73 : Luxação, entorse e distensão da articulação e dos ligamentos do quadril	21	18	11	7	–	3
M84 : Transtornos da continuidade do osso	21	9	8	1	–	12
S23 : Luxação, entorse e distensão de articulações e dos ligamentos do tórax	21	19	17	2	–	2
H11 : Outros transtornos da conjuntiva	21	19	18	1	–	2
M16 : Coxartrose [artrose do quadril]	20	8	5	1	2	12
H33 : Descolamentos e defeitos da retina	20	10	8	2	–	10
H54 : Cegueira e visão subnormal	20	12	12	–	–	8
T54 : Efeito tóxico de corrosivos	20	20	20	–	–	–
A23 : Brucelose	19	12	1	–	11	7
L03 : Celulite (Flegmão)	19	15	13	2	–	4
J45 : Asma	19	3	2	–	1	16
T04 : Traumatismos por esmagamento envolvendo múltiplas regiões do corpo	19	19	14	5	–	–
M47 : Espondilose	19	7	5	–	2	12
L23 : Dermatites alérgicas de contato	19	9	8	–	1	10
M76 : Entesopatias dos membros inferiores, excluindo pé	17	14	13	1	–	3
S87 : Traumatismo por esmagamento da perna	17	15	12	3	–	2
R09 : Outros sintomas e sinais relativos aos aparelhos circulatório e respiratório	17	17	15	2	–	–
Y96 : Circunstância relativa às condições de trabalho	16	16	14	1	1	–
V02 : Pedestre traumatizado em colisão com um veículo a motor de duas ou três rodas	16	16	5	11	–	–
M66 : Ruptura espontânea de sinóvia e de tendão	16	12	11	1	–	4
S54 : Traumatismo de nervos ao nível do antebraço	16	14	12	2	–	2
M93 : Outras osteocondropatias	16	15	12	3	–	1
M12 : Outras artropatias especificadas	16	16	14	2	–	–
W10 : Queda em ou de escadas ou degraus	16	16	14	2	–	–
H83 : Outros transtornos do ouvido interno	16	16	3	–	13	–
W50 : Golpe, pancada, pontapé, mordedura ou escoriação infligidos por outra pessoa	16	16	8	8	–	–
R07 : Dor de garganta e no peito	16	15	12	3	–	1
S48 : Amputação traumática do ombro e do braço	16	15	13	2	–	1
I80 : Flebite e tromboflebite	15	5	4	1	–	10
I10 : Hipertensão essencial (primária)	15	5	1	2	2	10
V99 : Acidente de transporte não especificado	15	15	2	13	–	–
L60 : Afecções das unhas	15	13	13	–	–	2
C44 : Outras neoplasias malignas da pele	15	2	2	–	–	13
S03 : Luxação, entorse ou distensão das articulações e dos ligamentos da cabeça	15	14	12	2	–	1
C22 : Neoplasia maligna do fígado e das vias biliares intra-hepáticas	15	15	10	3	2	–
V22 : Motociclista traumatizado em colisão com um veículo a motor de duas ou três rodas	15	15	3	12	–	–
Outras	2.039	1.589	1.148	326	115	450
Ignorado	35	9	6	2	1	26

Fonte: DATAPREV, CAT, SUB.
Nota: Os dados são preliminares, estando sujeitos a correções.

Capítulo 57 - Brasil e Grandes Regiões

57.17 - Quantidade de acidentes do trabalho, por situação de registro e motivo, segundo os 200 códigos da Classificação Internacional de Doenças - CID-10 mais incidentes, na Região Centro-Oeste - 2015

(continua)

CID 10	QUANTIDADE DE ACIDENTES DO TRABALHO					
	Total	Com CAT Registrada				Sem CAT Registrada
		Total	Motivo			
			Típico	Trajeto	Doença do Trabalho	
TOTAL	**45.522**	**37.956**	**28.728**	**8.370**	**858**	**7.566**
S61 : Ferimento do punho e da mão	3.480	3.395	3.311	77	7	85
S62 : Fratura ao nível do punho e da mão	3.168	2.624	2.133	487	4	544
S82 : Fratura da perna, incluindo tornozelo	2.301	1.709	774	933	2	592
S93 : Luxação, entorse e distensão das articulações e ligamentos ao nível do tornozelo e pé	1.819	1.682	1.236	440	6	137
M54 : Dorsalgia	1.787	975	764	148	63	812
S92 : Fratura do pé (exceto do tornozelo)	1.739	1.359	934	418	7	380
S60 : Traumatismo superficial do punho e da mão	1.690	1.634	1.434	197	3	56
S52 : Fratura do antebraço	1.682	1.277	741	531	5	405
S42 : Fratura do ombro e do braço	1.295	977	392	579	6	318
S80 : Traumatismo superficial da perna	1.150	1.098	741	357	–	52
S90 : Traumatismo superficial do tornozelo e do pé	1.020	983	765	217	1	37
S83 : Luxação, entorse e distensão das articulações e dos ligamentos do joelho	914	689	500	180	9	225
M75 : Lesões do ombro	828	303	137	29	137	525
Z20 : Contato com e exposição a doenças transmissíveis	810	809	804	1	4	1
T14 : Traumatismo de região não especificada do corpo	719	705	540	164	1	14
F43 : Reações ao "stress" grave e transtornos de adaptação	687	545	495	7	43	142
M25 : Outros transtornos articulares não classificados em outra parte	663	566	417	142	7	97
S01 : Ferimento da cabeça	650	645	598	47	–	5
S43 : Luxação, entorse e distensão das articulações e dos ligamentos da cintura escapular	608	487	272	214	1	121
S68 : Amputação traumática ao nível do punho e da mão	534	416	404	12	–	118
S81 : Ferimento da perna	487	464	349	114	1	23
S40 : Traumatismo superficial do ombro e do braço	487	462	309	153	–	25
M65 : Sinovite e tenossinovite	472	229	101	15	113	243
S72 : Fratura do fêmur	458	333	119	212	2	125
S51 : Ferimento do antebraço	440	435	404	31	–	5
Z57 : Exposição ocupacional a fatores de risco	432	432	428	4	–	–
S32 : Fratura da coluna lombar e da pelve	418	316	177	136	3	102
S91 : Ferimentos do tornozelo e do pé	375	345	278	67	–	30
S22 : Fratura de costela(s), esterno e coluna torácica	350	279	192	85	2	71
Z04 : Exame e observação por outras razões	339	337	321	15	1	2
S50 : Traumatismo superficial do cotovelo e do antebraço	335	325	243	81	1	10
T07 : Traumatismos múltiplos não especificados	323	305	149	155	1	18
S06 : Traumatismo intracraniano	318	249	141	106	2	69
T23 : Queimadura e corrosão do punho e da mão	309	302	295	7	–	7
S63 : Luxação, entorse e distensão das articulações e ligamentos ao nível do punho e da mão	305	280	234	45	1	25
Z00 : Exame geral e investigação de pessoas sem queixas ou diagnóstico relatado	298	298	262	36	–	–
S00 : Traumatismo superficial da cabeça	289	288	250	38	–	1
S66 : Traumatismo de músculo e tendão ao nível do punho e da mão	272	198	187	11	–	74
M51 : Outros transtornos de discos intervertebrais	272	83	49	8	26	189
M23 : Transtornos internos dos joelhos	250	130	102	24	4	120
G56 : Mononeuropatias dos membros superiores	227	56	11	–	45	171
T11 : Outros traumatismos de membro superior, nível não especificado	225	220	184	35	1	5
S02 : Fratura do crânio e dos ossos da face	220	189	127	61	1	31
M79 : Outros transtornos dos tecidos moles, não classificados em outra parte	219	192	137	51	4	27
S20 : Traumatismo superficial do tórax	217	207	141	66	–	10
S70 : Traumatismo superficial do quadril e da coxa	212	203	137	66	–	9
T13 : Outros traumatismos de membro inferior, nível não especificado	206	201	134	67	–	5
S05 : Traumatismo do olho e da órbita ocular	193	171	163	8	–	22
T00 : Traumatismos superficiais envolvendo múltiplas regiões do corpo	188	187	104	83	–	1
S30 : Traumatismo superficial do abdome, do dorso e da pelve	184	176	132	43	1	8
T22 : Queimadura e corrosão do ombro e membro superior, exceto punho e mão	184	179	169	10	–	5
F41 : Outros transtornos ansiosos	182	61	15	3	43	121
F32 : Episódios depressivos	168	56	12	–	44	112
T15 : Corpo estranho na parte externa do olho	163	162	160	2	–	1
S41 : Ferimento do ombro e do braço	161	158	131	26	1	3
T29 : Queimaduras e corrosões de múltiplas regiões do corpo	160	149	119	30	–	11
T30 : Queimadura e corrosão, parte não especificada do corpo	160	157	145	12	–	3
T25 : Queimadura e corrosão do tornozelo e do pé	152	147	144	3	–	5
T31 : Queimaduras classificadas segundo a extensão da superfície corporal atingida	147	133	119	14	–	14
K40 : Hérnia inguinal	140	25	16	–	9	115
M62 : Outros transtornos musculares	127	118	97	19	2	9
S09 : Outros traumatismos da cabeça e os não especificados	124	122	86	36	–	2
M77 : Outras entesopatias	123	46	21	3	22	77
H16 : Ceratite	118	115	114	–	1	3
S69 : Outros traumatismos e os não especificados do punho e da mão	117	106	95	11	–	11
S67 : Lesão por esmagamento do punho e da mão	107	101	101	–	–	6

Capítulo 57 - Brasil e Grandes Regiões

57.17 - Quantidade de acidentes do trabalho, por situação de registro e motivo, segundo os 200 códigos da Classificação Internacional de Doenças - CID-10 mais incidentes, na Região Centro-Oeste - 2015

(continuação)

CID 10	QUANTIDADE DE ACIDENTES DO TRABALHO					
	Total	Com CAT Registrada				Sem CAT Registrada
		Total	Motivo			
			Típico	Trajeto	Doença do Trabalho	
S71 : Ferimento do quadril e da coxa	105	104	83	21	–	1
Z48 : Outro seguimento cirúrgico	95	95	87	8	–	–
Z54 : Convalescença	94	94	65	20	9	–
T20 : Queimadura e corrosão da cabeça e pescoço	94	91	86	4	1	3
S33 : Luxação, entorse ou distensão das articulações e ligamentos da coluna lombar e pelve	87	77	62	14	1	10
W54 : Mordedura ou golpe provocado por cão	87	87	83	4	–	–
Y60 : Corte, punção, perfuração ou hemorragia acidentais dur. prest. cuidados méd./cirúrg.	85	85	85	–	–	–
V29 : Motociclista traumat. em outros acid. de transporte/acid de transporte não especif.	84	83	10	73	–	1
T01 : Ferimentos envolvendo múltiplas regiões do corpo	84	80	55	25	–	4
T24 : Queimadura e corrosão do quadril e membro inferior, exceto tornozelo e do pé	83	79	72	6	1	4
S53 : Luxação, entorse e distensão das articulações e dos ligamentos do cotovelo	79	68	55	13	–	11
S99 : Outros traumatismos e os não especificados do tornozelo e do pé	75	70	49	21	–	5
Y69 : Acidente não especificado durante a prestação de cuidado médico e cirúrgico	70	70	70	–	–	–
T26 : Queimadura e corrosão limitadas ao olho e seus anexos	69	68	68	–	–	1
X99 : Agressão por meio de objeto cortante ou penetrante	66	64	61	3	–	2
S12 : Fratura do pescoço	62	56	27	29	–	6
F33 : Transtorno depressivo recorrente	60	28	11	–	17	32
S31 : Ferimento do abdome, do dorso e da pelve	59	52	44	8	–	7
V87 : Acidente de trânsito de tipo especif, mas desconhecido modo de transporte da vítima	57	56	16	40	–	1
S46 : Traumatismo de tendão e músculo ao nível do ombro e do braço	56	39	34	4	1	17
V01 : Pedestre traumatizado em colisão com um veículo a pedal	55	55	15	40	–	–
S89 : Outros traumatismos e os não especificados da perna	52	49	37	12	–	3
S86 : Traumatismos de músculo e de tendão ao nível da perna	52	37	26	10	1	15
S36 : Traumatismo de órgãos intra-abdominais	51	41	21	20	–	10
T93 : Seqüelas de traumatismos do membro inferior	50	18	11	5	2	32
T92 : Seqüelas de traumatismos do membro superior	50	20	14	5	1	30
S98 : Amputação traumática do tornozelo e do pé	49	36	30	6	–	13
S56 : Traumatismo do músculo e tendão ao nível do antebraço	48	38	32	4	2	10
Y28 : Contato com objeto cortante ou penetrante, intenção não determinada	48	48	47	1	–	–
H10 : Conjuntivite	47	46	46	–	–	1
T21 : Queimadura e corrosão do tronco	45	44	44	–	–	1
S29 : Outros traumatismos do tórax e os não especificados	45	40	29	11	–	5
Y19 : Enven. [intox.] expo. outr. prod. quím e subst. Nociv. e não especif., intenç. não determ.	45	45	45	–	–	–
W57 : Mordeduras e picadas de inseto e de outros artrópodes, não-venenosos	43	43	40	3	–	–
S14 : Traumatismo de nervos e da medula espinhal ao nível cervical	43	39	26	13	–	4
V09 : Pedestre traumatizado em outros acidentes de transporte e acid. de transp. não espec.	41	41	9	32	–	–
R52 : Dor não classificada em outra parte	41	41	29	12	–	–
V89 : Acidente com um veículo a motor ou não-motorizado, tipo(s) de veículo(s) não espec.	40	40	9	31	–	–
S13 : Luxação, entorse ou distensão das articulações e dos ligamentos do pescoço	39	38	28	10	–	1
T09 : Outros traumatismos de coluna e tronco, nível não especificado	39	36	26	10	–	3
T02 : Fraturas envolvendo múltiplas regiões do corpo	38	33	10	23	–	5
R10 : Dor abdominal e pélvica	38	37	23	12	2	1
M53 : Outras dorsopatias não classificadas em outra parte	37	22	10	3	9	15
T08 : Fratura da coluna, nível não especificado	37	34	25	9	–	3
T81 : Complicações de procedimentos não classificadas em outra parte	37	35	33	2	–	2
I83 : Varizes dos membros inferiores	36	8	3	–	5	28
W01 : Queda no mesmo nível por escorregão, tropeção ou passos em falsos [traspés]	36	36	27	9	–	–
W87 : Exposição a corrente elétrica não especificada	34	33	31	1	1	1
R96 : Outras mortes súbitas de causa desconhecida	33	33	12	21	–	–
S59 : Outros traumatismos do antebraço e os não especificados	32	32	25	7	–	–
S10 : Traumatismo superficial do pescoço	32	31	26	5	–	1
M17 : Gonartrose [artrose do joelho]	32	8	5	1	2	24
H18 : Outros transtornos da córnea	32	25	25	–	–	7
R57 : Choque não classificado em outra parte	31	29	26	3	–	2
V23 : Motociclista traumatizado em colisão c/ automóvel [carro], "pick up" ou caminhonete	31	30	4	26	–	1
S64 : Traumatismo de nervos ao nível do punho e da mão	30	17	15	2	–	13
Z01 : Outros exames e investigações especiais de pessoas s/ queixa ou diagnóstico relatado	30	30	28	2	–	–
T06 : Outros traumatismos envolvendo regiões múltiplas do corpo, não class. em outra parte	30	27	11	16	–	3
M50 : Transtornos dos discos cervicais	30	11	5	3	3	19
W45 : Penetração de corpo ou objeto estranho através da pele	28	27	26	1	–	1
S21 : Ferimento do tórax	28	26	19	7	–	2
F31 : Transtorno afetivo bipolar	28	9	–	–	9	19
H57 : Outros transtornos do olho e anexos	28	28	28	–	–	–
V28 : Motociclista traumatizado em um acidente de transporte sem colisão	28	27	5	22	–	1
S73 : Luxação, entorse e distensão da articulação e dos ligamentos do quadril	28	21	12	9	–	7
H11 : Outros transtornos da conjuntiva	27	27	27	–	–	–
M70 : Transtornos dos tecidos moles relacionados com o uso, uso excessivo e pressão	27	15	11	2	2	12
T65 : Efeito tóxico de outras substâncias e as não especificadas	27	26	25	–	1	1

Capítulo 57 - Brasil e Grandes Regiões

57.17 - Quantidade de acidentes do trabalho, por situação de registro e motivo, segundo os 200 códigos da Classificação Internacional de Doenças - CID-10 mais incidentes, na Região Centro-Oeste - 2015

(conclusão)

CID 10	QUANTIDADE DE ACIDENTES DO TRABALHO					
	Total	Com CAT Registrada				Sem CAT Registrada
		Total	Motivo			
			Típico	Trajeto	Doença do Trabalho	
M43 : Outras dorsopatias deformantes	26	16	11	4	1	10
M24 : Outras transtornos articulares específicos	26	20	14	4	2	6
T90 : Seqüelas de traumatismo da cabeça	25	19	12	7	–	6
R51 : Cefaléia	25	25	20	5	–	–
T03 : Luxações, entorses e distensões envolvendo regiões múltiplas do corpo	24	23	12	11	–	1
L98 : Outras afecções da pele e do tecido subcutâneo não classificadas em outra parte	24	23	17	6	–	1
M96 : Transtornos osteomusculares pós-procedimentos não classificados em outra parte	24	20	14	5	1	4
S23 : Luxação, entorse e distensão de articulações e dos ligamentos do tórax	24	22	17	5	–	2
L02 : Abscesso cutâneo, furúnculo e antraz	24	18	13	4	1	6
S11 : Ferimento do pescoço	23	23	19	4	–	–
S49 : Outros traumatismos e os não especificados do ombro e do braço	23	22	14	8	–	1
M19 : Outras artroses	23	6	4	–	2	17
M99 : Lesões biomecânicas não classificadas em outra parte	22	19	16	3	–	3
K25 : Úlcera gástrica	22	22	21	1	–	–
S96 : Traumatismos do músculo e tendão ao nível do tornozelo e do pé	22	19	10	9	–	3
W19 : Queda sem especificação	22	22	15	7	–	–
M66 : Ruptura espontânea de sinóvia e de tendão	22	15	10	5	–	7
T63 : Efeito tóxico de contato com animais venenosos	21	20	19	1	–	1
R07 : Dor de garganta e no peito	21	20	10	10	–	1
C44 : Outras neoplasias malignas da pele	21	14	13	–	1	7
K42 : Hérnia umbilical	21	3	1	–	2	18
H83 : Outros transtornos do ouvido interno	20	20	3	1	16	–
T12 : Fratura do membro inferior, nível não especificado	20	17	7	10	–	3
T57 : Efeito tóxico de outras substâncias inorgânicas	20	20	20	–	–	–
S97 : Lesão por esmagamento do tornozelo e do pé	20	17	15	2	–	3
S27 : Traumatismo de outros órgãos intratorácicos e dos não especificados	20	16	10	6	–	4
S88 : Amputação traumática da perna	20	15	5	10	–	5
M22 : Transtornos da rótula [patela]	19	13	9	2	2	6
M20 : Deformidades adquiridas dos dedos das mãos e dos pés	19	16	15	1	–	3
H54 : Cegueira e visão subnormal	19	8	8	–	–	11
A23 : Brucelose	19	12	2	–	10	7
S39 : Outros traumatismos e os não especificados do abdome, do dorso e da pelve	19	18	13	5	–	1
H44 : Transtornos do globo ocular	18	14	14	–	–	4
K08 : Outros transtornos dos dentes e de suas estruturas de sustentação	18	17	16	1	–	1
M84 : Transtornos da continuidade do osso	18	5	4	1	–	13
J68 : Afecções respiratórias devidas a inalação de prod. químicos, gases, fumaças e vapores	18	18	18	–	–	–
T78 : Efeitos adversos não classificados em outra parte	18	17	16	1	–	1
S54 : Traumatismo de nervos ao nível do antebraço	18	15	10	5	–	3
Z71 : Pessoas em cont. c/ serv. de saúde p/ outr. Acons. e cons. méd., não class. em out. parte	17	17	13	4	–	–
M47 : Espondilose	17	9	4	2	3	8
H90 : Perda de audição por transtorno de condução e/ou neuro-sensorial	16	14	6	–	8	2
T10 : Fratura do membro superior, nível não especificado	16	13	9	4	–	3
S65 : Traumatismo de vasos sangüíneos ao nível do punho e da mão	16	13	13	–	–	3
Y64 : Medicamentos ou substâncias biológicas contaminados	16	16	14	–	2	–
L08 : Outras infecções localizadas da pele e do tecido subcutâneo	15	15	13	2	–	–
V22 : Motociclista traumatizado em colisão com um veículo a motor de duas ou três rodas	15	15	3	12	–	–
S94 : Traumatismo dos nervos ao nível do tornozelo e do pé	15	14	8	6	–	1
T75 : Efeitos de outras causas externas	15	14	13	1	–	1
T79 : Algumas complicações precoces dos traumatismos não classificadas em outra parte	15	14	12	2	–	1
W10 : Queda em ou de escadas ou degraus	14	14	12	2	–	–
L03 : Celulite (Flegmão)	14	10	9	1	–	4
Y04 : Agressão por meio de força corporal	14	14	12	2	–	–
H33 : Descolamentos e defeitos da retina	14	7	7	–	–	7
S76 : Traumatismo de músculo e de tendão ao nível do quadril e da coxa	14	13	10	3	–	1
K01 : Dentes inclusos e impactados	13	13	12	1	–	–
L60 : Afecções das unhas	13	13	11	2	–	–
V02 : Pedestre traumatizado em colisão com um veículo a motor de duas ou três rodas	13	13	3	10	–	–
M16 : Coxartrose [artrose do quadril]	13	7	5	1	1	6
Z02 : Exame médico e consulta com finalidades administrativas	13	13	10	3	–	–
Y96 : Circunstância relativa às condições de trabalho	13	12	12	–	–	1
M15 : Poliartrose	13	11	8	1	2	2
X47 : Intoxicação acidental por e exposição a outros gases e vapores	13	13	13	–	–	–
S44 : Traumatismo de nervos ao nível do ombro e do braço	13	7	7	–	–	6
V20 : Motociclista traumatizado em colisão com um pedestre ou um animal	13	13	3	10	–	–
V19 : Ciclista traumatizado em outros acidentes de transp e acidentes de transp não especif	13	13	1	12	–	–
L01 : Impetigo	13	13	13	–	–	–
Outras	1.740	1.388	1.022	269	97	352
Ignorado	19	3	3	–	–	16

Fonte: DATAPREV, CAT, SUB.
Nota: Os dados são preliminares, estando sujeitos a correções.

Capítulo 57 - Brasil e Grandes Regiões

57.18 - Quantidade de acidentes do trabalho, por situação de registro e motivo, segundo os 200 códigos da Classificação Internacional de Doenças - CID-10 mais incidentes, na Região Centro-Oeste - 2016

(continua)

CID 10	QUANTIDADE DE ACIDENTES DO TRABALHO					
	Total	Com CAT Registrada				Sem CAT Registrada
		Total	Motivo			
			Típico	Trajeto	Doença do Trabalho	
TOTAL	**44.076**	**36.922**	**27.482**	**8.669**	**771**	**7.154**
S61 : Ferimento do punho e da mão	3.298	3.207	3.119	84	4	91
S62 : Fratura ao nível do punho e da mão	3.179	2.612	2.110	496	6	567
S82 : Fratura da perna, incluindo tornozelo	2.296	1.757	817	935	5	539
S93 : Luxação, entorse e distensão das articulações e ligamentos ao nível do tornozelo e pé	1.696	1.576	1.164	409	3	120
S92 : Fratura do pé (exceto do tornozelo)	1.650	1.333	907	420	6	317
S52 : Fratura do antebraço	1.626	1.257	704	549	4	369
M54 : Dorsalgia	1.594	868	667	151	50	726
S60 : Traumatismo superficial do punho e da mão	1.544	1.509	1.309	196	4	35
S42 : Fratura do ombro e do braço	1.323	1.045	373	669	3	278
S80 : Traumatismo superficial da perna	1.103	1.042	676	363	3	61
S90 : Traumatismo superficial do tornozelo e do pé	1.014	967	740	226	1	47
S83 : Luxação, entorse e distensão das articulações e dos ligamentos do joelho	907	715	535	176	4	192
Z20 : Contato com e exposição a doenças transmissíveis	900	900	894	4	2	–
M75 : Lesões do ombro	828	290	141	31	118	538
T14 : Traumatismo de região não especificada do corpo	731	724	514	209	1	7
M25 : Outros transtornos articulares não classificados em outra parte	674	565	388	170	7	109
S01 : Ferimento da cabeça	649	648	596	51	1	1
F43 : Reações ao "stress" grave e transtornos de adaptação	575	416	363	15	38	159
S43 : Luxação, entorse e distensão das articulações e dos ligamentos da cintura escapular	551	428	235	189	4	123
S68 : Amputação traumática ao nível do punho e da mão	513	401	381	20	–	112
S81 : Ferimento da perna	482	461	341	119	1	21
S40 : Traumatismo superficial do ombro e do braço	469	457	303	152	2	12
M65 : Sinovite e tenossinovite	428	216	95	16	105	212
T07 : Traumatismos múltiplos não especificados	423	401	174	227	–	22
S72 : Fratura do fêmur	404	322	121	200	1	82
S32 : Fratura da coluna lombar e da pelve	376	287	165	122	–	89
S51 : Ferimento do antebraço	372	358	323	34	1	14
S22 : Fratura de costela(s), esterno e coluna torácica	366	306	195	108	3	60
Z04 : Exame e observação por outras razões	350	350	336	12	2	–
Z57 : Exposição ocupacional a fatores de risco	343	343	339	3	1	–
S91 : Ferimentos do tornozelo e do pé	326	300	240	59	1	26
S63 : Luxação, entorse e distensão das articulações e ligamentos ao nível do punho e da mão	321	289	224	65	–	32
S50 : Traumatismo superficial do cotovelo e do antebraço	314	308	225	83	–	6
Z00 : Exame geral e investigação de pessoas sem queixas ou diagnóstico relatado	300	300	246	54	–	–
S06 : Traumatismo intracraniano	290	234	133	100	1	56
S00 : Traumatismo superficial da cabeça	282	279	230	49	–	3
M23 : Transtornos internos dos joelhos	259	157	118	38	1	102
M51 : Outros transtornos de discos intervertebrais	258	74	47	5	22	184
S66 : Traumatismo de músculo e tendão ao nível do punho e da mão	258	197	180	17	–	61
T11 : Outros traumatismos de membro superior, nível não especificado	241	231	189	42	–	10
S20 : Traumatismo superficial do tórax	239	230	154	75	1	9
S02 : Fratura do crânio e dos ossos da face	232	207	123	84	–	25
T23 : Queimadura e corrosão do punho e da mão	226	218	214	4	–	8
G56 : Mononeuropatias dos membros superiores	209	41	10	2	29	168
F41 : Outros transtornos ansiosos	199	94	43	7	44	105
S70 : Traumatismo superficial do quadril e da coxa	199	194	132	62	–	5
S30 : Traumatismo superficial do abdome, do dorso e da pelve	191	183	139	43	1	8
M79 : Outros transtornos dos tecidos moles, não classificados em outra parte	187	171	124	45	2	16
T13 : Outros traumatismos de membro inferior, nível não especificado	187	181	121	60	–	6
T30 : Queimadura e corrosão, parte não especificada do corpo	186	183	164	18	1	3
T15 : Corpo estranho na parte externa do olho	181	180	178	2	–	1
S05 : Traumatismo do olho e da órbita ocular	177	161	157	4	–	16
T00 : Traumatismos superficiais envolvendo múltiplas regiões do corpo	174	172	85	87	–	2
T29 : Queimaduras e corrosões de múltiplas regiões do corpo	171	161	143	17	1	10
S41 : Ferimento do ombro e do braço	168	168	148	20	–	–
F32 : Episódios depressivos	165	34	10	1	23	131
T31 : Queimaduras classificadas segundo a extensão da superfície corporal atingida	157	140	119	21	–	17
M77 : Outras entesopatias	155	43	18	2	23	112
T22 : Queimadura e corrosão do ombro e membro superior, exceto punho e mão	151	146	138	7	1	5
T25 : Queimadura e corrosão do tornozelo e do pé	148	141	140	1	–	7
S69 : Outros traumatismos e os não especificados do punho e da mão	128	117	101	16	–	11
T01 : Ferimentos envolvendo múltiplas regiões do corpo	124	121	57	64	–	3
S71 : Ferimento do quadril e da coxa	117	112	109	3	–	5
M62 : Outros transtornos musculares	114	103	87	15	1	11
K40 : Hérnia inguinal	112	14	7	–	7	98
V29 : Motociclista traumat. em outros acid. de transporte/acid de transporte não especif.	104	104	13	91	–	–

Capítulo 57 - Brasil e Grandes Regiões

57.18 - Quantidade de acidentes do trabalho, por situação de registro e motivo, segundo os 200 códigos da Classificação Internacional de Doenças - CID-10 mais incidentes, na Região Centro-Oeste - 2016

(continuação)

CID 10	QUANTIDADE DE ACIDENTES DO TRABALHO					
	Total	Com CAT Registrada				Sem CAT Registrada
		Total	Motivo			
			Típico	Trajeto	Doença do Trabalho	
Z48 : Outro seguimento cirúrgico	100	100	92	8	–	–
S67 : Lesão por esmagamento do punho e da mão	96	88	85	3	–	8
S53 : Luxação, entorse e distensão das articulações e dos ligamentos do cotovelo	96	78	53	24	1	18
H16 : Ceratite	94	90	87	3	–	4
Z54 : Convalescença	88	88	52	26	10	–
S99 : Outros traumatismos e os não especificados do tornozelo e do pé	86	83	67	16	–	3
S09 : Outros traumatismos da cabeça e os não especificados	86	85	61	23	1	1
T20 : Queimadura e corrosão da cabeça e pescoço	86	84	83	1	–	2
Y60 : Corte, punção, perfuração ou hemorragia acidentais dur. prest. cuidados méd./cirúrg.	83	83	83	–	–	–
T24 : Queimadura e corrosão do quadril e membro inferior, exceto tornozelo e do pé	81	78	75	2	1	3
T50 : Intoxicação por diuréticos e outras drogas, medic e subst biológicas e as não espec	81	80	80	–	–	1
S33 : Luxação, entorse ou distensão das articulações e ligamentos da coluna lombar e pelve	79	70	56	13	1	9
W54 : Mordedura ou golpe provocado por cão	69	68	65	3	–	1
S46 : Traumatismo de tendão e músculo ao nível do ombro e do braço	66	52	42	7	3	14
S31 : Ferimento do abdome, do dorso e da pelve	63	57	46	10	1	6
X99 : Agressão por meio de objeto cortante ou penetrante	61	61	60	1	–	–
R52 : Dor não classificada em outra parte	59	58	41	17	–	1
V89 : Acidente com um veículo a motor ou não-motorizado, tipo(s) de veículo(s) não espec.	57	57	17	39	1	–
T26 : Queimadura e corrosão limitadas ao olho e seus anexos	56	56	56	–	–	–
T09 : Outros traumatismos de coluna e tronco, nível não especificado	56	55	41	14	–	1
F33 : Transtorno depressivo recorrente	53	9	2	1	6	44
S36 : Traumatismo de órgãos intra-abdominais	52	31	13	17	1	21
S86 : Traumatismos de músculo e de tendão ao nível da perna	52	37	29	8	–	15
S12 : Fratura do pescoço	52	44	22	22	–	8
T93 : Seqüelas de traumatismos do membro inferior	51	15	8	6	1	36
T92 : Seqüelas de traumatismos do membro superior	50	10	8	2	–	40
Y69 : Acidente não especificado durante a prestação de cuidado médico e cirúrgico	50	50	50	–	–	–
Y28 : Contato com objeto cortante ou penetrante, intenção não determinada	48	48	48	–	–	–
Y96 : Circunstância relativa às condições de trabalho	48	47	47	–	–	1
V87 : Acidente de trânsito de tipo especif, mas desconhecido modo de transporte da vítima	46	45	17	28	–	1
R10 : Dor abdominal e pélvica	45	41	25	15	1	4
W01 : Queda no mesmo nível por escorregão, tropeção ou passos em falsos [traspés]	44	44	36	8	–	–
M53 : Outras dorsopatias não classificadas em outra parte	42	24	7	2	15	18
H57 : Outros transtornos do olho e anexos	42	41	40	–	1	1
T02 : Fraturas envolvendo múltiplas regiões do corpo	41	29	9	20	–	12
S89 : Outros traumatismos e os não especificados da perna	40	35	28	7	–	5
S13 : Luxação, entorse ou distensão das articulações e dos ligamentos do pescoço	38	37	30	6	1	1
S21 : Ferimento do tórax	37	35	28	7	–	2
S96 : Traumatismos do músculo e tendão ao nível do tornozelo e do pé	37	30	18	12	–	7
T21 : Queimadura e corrosão do tronco	36	34	34	–	–	2
S29 : Outros traumatismos do tórax e os não especificados	36	33	22	11	–	3
R57 : Choque não classificado em outra parte	36	35	26	9	–	1
V09 : Pedestre traumatizado em outros acidentes de transporte e acid. de transp. não espec.	35	34	7	27	–	1
S56 : Traumatismo do músculo e tendão ao nível do antebraço	35	28	22	6	–	7
V28 : Motociclista traumatizado em um acidente de transporte sem colisão	34	33	4	29	–	1
S10 : Traumatismo superficial do pescoço	34	33	22	11	–	1
S04 : Traumatismo dos nervos cranianos	34	33	20	13	–	1
T78 : Efeitos adversos não classificados em outra parte	34	33	31	–	2	1
H10 : Conjuntivite	33	31	30	–	1	2
I83 : Varizes dos membros inferiores	33	4	3	–	1	29
W87 : Exposição a corrente elétrica não especificada	33	33	33	–	–	–
V23 : Motociclista traumatizado em colisão c/ automóvel [carro], "pick up" ou caminhonete	32	32	1	30	1	–
T63 : Efeito tóxico de contato com animais venenosos	32	28	28	–	–	4
H11 : Outros transtornos da conjuntiva	31	31	31	–	–	–
H83 : Outros transtornos do ouvido interno	30	28	5	–	23	2
R96 : Outras mortes súbitas de causa desconhecida	29	29	18	11	–	–
S64 : Traumatismo de nervos ao nível do punho e da mão	29	19	17	1	1	10
S98 : Amputação traumática do tornozelo e do pé	29	19	16	3	–	10
M96 : Transtornos osteomusculares pós-procedimentos não classificados em outra parte	28	27	20	6	1	1
W19 : Queda sem especificação	28	28	20	8	–	–
S14 : Traumatismo de nervos e da medula espinhal ao nível cervical	28	17	10	7	–	11
M70 : Transtornos dos tecidos moles relacionados com o uso, uso excessivo e pressão	28	19	13	1	5	9
M24 : Outras transtornos articulares específicos	28	26	26	–	–	2
S49 : Outros traumatismos e os não especificados do ombro e do braço	27	27	14	13	–	–
V01 : Pedestre traumatizado em colisão com um veículo a pedal	27	27	5	22	–	–
M17 : Gonartrose [artrose do joelho]	27	8	3	3	2	19
M50 : Transtornos dos discos cervicais	27	15	7	4	4	12
W57 : Mordeduras e picadas de inseto e de outros artrópodes, não-venenosos	27	27	27	–	–	–

Capítulo 57 - Brasil e Grandes Regiões

57.18 - Quantidade de acidentes do trabalho, por situação de registro e motivo, segundo os 200 códigos da Classificação Internacional de Doenças - CID-10 mais incidentes, na Região Centro-Oeste - 2016

(conclusão)

CID 10	QUANTIDADE DE ACIDENTES DO TRABALHO					
	Total	Com CAT Registrada				Sem CAT Registrada
		Total	Motivo			
			Típico	Trajeto	Doença do Trabalho	
T03 : Luxações, entorses e distensões envolvendo regiões múltiplas do corpo	26	25	16	9	–	1
S76 : Traumatismo de músculo e de tendão ao nível do quadril e da coxa	26	19	16	3	–	7
M99 : Lesões biomecânicas não classificadas em outra parte	26	24	22	2	–	2
S59 : Outros traumatismos do antebraço e os não especificados	25	23	18	5	–	2
S27 : Traumatismo de outros órgãos intratorácicos e dos não especificados	25	16	7	9	–	9
S23 : Luxação, entorse e distensão de articulações e dos ligamentos do tórax	25	21	19	2	–	4
Z01 : Outros exames e investigações especiais de pessoas s/ queixa ou diagnóstico relatado	24	24	21	2	1	–
R51 : Cefaléia	24	24	20	4	–	–
R07 : Dor de garganta e no peito	24	22	19	3	–	2
L23 : Dermatites alérgicas de contato	24	15	14	–	1	9
L02 : Abscesso cutâneo, furúnculo e antraz	24	19	16	1	2	5
S73 : Luxação, entorse e distensão da articulação e dos ligamentos do quadril	24	21	10	11	–	3
M43 : Outras dorsopatias deformantes	23	16	7	8	1	7
H18 : Outros transtornos da córnea	23	23	23	–	–	–
H54 : Cegueira e visão subnormal	23	15	10	3	2	8
X49 : Envenenamento [intox] acidental e expos a outras subst quím nocivas e às não espec	23	23	23	–	–	–
S54 : Traumatismo de nervos ao nível do antebraço	23	17	9	8	–	6
X47 : Intoxicação acidental por e exposição a outros gases e vapores	22	21	21	–	–	1
T81 : Complicações de procedimentos não classificadas em outra parte	22	21	21	–	–	1
M19 : Outras artroses	22	8	4	2	2	14
W10 : Queda em ou de escadas ou degraus	21	21	21	–	–	–
S97 : Lesão por esmagamento do tornozelo e do pé	21	20	19	1	–	1
W50 : Golpe, pancada, pontapé, mordedura ou escoriação infligidos por outra pessoa	21	21	15	6	–	–
L98 : Outras afecções da pele e do tecido subcutâneo não classificadas em outra parte	21	20	15	3	2	1
T10 : Fratura do membro superior, nível não especificado	21	17	13	4	–	4
F31 : Transtorno afetivo bipolar	20	4	2	–	2	16
K25 : Úlcera gástrica	19	19	18	–	1	–
S65 : Traumatismo de vasos sangüíneos ao nível do punho e da mão	19	17	16	–	1	2
S88 : Amputação traumática da perna	19	11	7	4	–	8
T08 : Fratura da coluna, nível não especificado	19	15	9	5	1	4
L08 : Outras infecções localizadas da pele e do tecido subcutâneo	19	17	14	3	–	2
W45 : Penetração de corpo ou objeto estranho através da pele	19	19	19	–	–	–
T06 : Outros traumatismos envolvendo regiões múltiplas do corpo, não class. em outra parte	18	18	6	12	–	–
S11 : Ferimento do pescoço	18	18	17	1	–	–
T04 : Traumatismos por esmagamento envolvendo múltiplas regiões do corpo	18	17	7	10	–	1
H90 : Perda de audição por transtorno de condução e/ou neuro-sensorial	18	14	3	–	11	4
H33 : Descolamentos e defeitos da retina	17	11	9	1	1	6
I21 : Infarto agudo do miocárdio	17	8	4	1	3	9
V22 : Motociclista traumatizado em colisão com um veículo a motor de duas ou três rodas	17	17	2	15	–	–
K42 : Hérnia umbilical	17	–	–	–	–	17
T75 : Efeitos de outras causas externas	17	17	16	1	–	–
S39 : Outros traumatismos e os não especificados do abdome, do dorso e da pelve	16	14	8	6	–	2
M84 : Transtornos da continuidade do osso	15	9	8	1	–	6
L03 : Celulite (Flegmão)	15	14	13	1	–	1
T90 : Seqüelas de traumatismo da cabeça	15	10	2	8	–	5
X20 : Contato com serpentes e lagartos venenosos	15	13	13	–	–	2
X23 : Contato com abelhas, vespas e vespões	15	15	14	1	–	–
W17 : Outras quedas de um nível a outro	14	14	11	3	–	–
S87 : Traumatismo por esmagamento da perna	14	10	7	3	–	4
M66 : Ruptura espontânea de sinóvia e de tendão	14	10	7	3	–	4
T12 : Fratura do membro inferior, nível não especificado	14	10	7	3	–	4
A15 : Tuberculose respiratória, com confirmação bacteriológica e histológica	14	–	–	–	–	14
Z91 : História pessoal de fatores de risco, não classificados em outra parte	13	13	10	3	–	–
H44 : Transtornos do globo ocular	13	11	11	–	–	2
M71 : Outras bursopatias	13	11	5	1	5	2
V80 : Pessoa montada em animal/ocupante de veículo a tração animal traumat em acid transp	13	13	5	8	–	–
J68 : Afecções respiratórias devidas a inalação de prod. químicos, gases, fumaças e vapores	13	13	11	1	1	–
L25 : Dermatite de contato não especificada	13	8	7	–	1	5
L55 : Queimadura solar	13	10	9	–	1	3
J45 : Asma	13	2	1	–	1	11
Y19 : Enven. [intox.] expo. outr. prod. quím e subst. Nociv. e não especif., intenç. não determ.	13	12	12	–	–	1
M22 : Transtornos da rótula [patela]	13	7	4	2	1	6
C22 : Neoplasia maligna do fígado e das vias biliares intra-hepáticas	13	13	9	2	2	–
V20 : Motociclista traumatizado em colisão com um pedestre ou um animal	13	13	1	12	–	–
V02 : Pedestre traumatizado em colisão com um veículo a motor de duas ou três rodas	13	13	3	10	–	–
G82 : Paraplegia e tetraplegia	13	7	4	3	–	6
Outras	1.608	1.290	934	253	103	318
Ignorado	26	6	5	1	–	20

Fonte: DATAPREV, CAT, SUB.
Nota: Os dados são preliminares, estando sujeitos a correções.

Subseção D - Acidentes do Trabalho Segundo o Município

Tem sido observado ao longo do tempo um aumento da demanda por informações no âmbito municipal, com o objetivo de subsidiar a elaboração de políticas públicas, o planejamento de ações sociais ou direcionar esforços para atender à solução de problemas específicos, como saúde e segurança do trabalhador. Diversos órgãos públicos têm posto à disposição da sociedade informações provenientes de pesquisas, dados cadastrais e registros administrativos que auxiliam nesta tarefa. Neste contexto, os Ministérios da Previdência Social e do Trabalho e Emprego, publicam estatísticas de acidentes do trabalho por município, visando contribuir para o acompanhamento dos acidentes do trabalho e permitir a construção de indicadores úteis ao planejamento municipal.

Cabe destacar que, de forma análoga a Subseção A, foi necessário alterar as tabelas dessa subseção em função da nova metodologia de caracterização de benefícios acidentários, contabilizando, assim, os benefícios sem CAT. Não houve problema na captação da variável Município, pois essa variável está presente em todos os benefícios concedidos, quer tenham ou não CAT registrada.

Para maiores esclarecimentos sobre os conceitos envolvidos na nova metodologia de caracterização de benefícios acidentários, ver texto da Subseção A.

Nesta seção são apresentadas informações sobre a quantidade de acidentes do trabalho segundo a situação do registro, o motivo do acidente e a quantidade de óbitos por município, para os anos de 2015 e 2016, extraídas do Sistema de Comunicação de Acidentes do Trabalho, do Sistema Único de Benefícios – SUB e do Cadastro Nacional de Informações Sociais – CNIS.

É importante ressaltar que o município apresentado nas tabelas é o de ocorrência do acidente. Desta forma, as estatísticas publicadas podem divergir de levantamentos locais, caso seja utilizado o conceito de município de localização do estabelecimento empregador ou município de residência do segurado acidentado.

Capítulo 58 - Estatísticas Municipais

58.1 - Estatísticas municipais de acidentes do trabalho, por situação do registro e motivo - 2015/2016

(continua)

MUNICÍPIO	ESTATÍSTICAS DE ACIDENTES DO TRABALHO													
	Total		Com CAT Registrada								Sem CAT Registrada		Óbito	
			Total		Motivo									
					Típico		Trajeto		Doença do Trabalho					
	2015	2016	2015	2016	2015	2016	2015	2016	2015	2016	2015	2016	2015	2016
TOTAL	**622.379**	**578.935**	**507.753**	**474.736**	**385.646**	**354.084**	**106.721**	**108.150**	**15.386**	**12.502**	**114.626**	**104.199**	**2.546**	**2.265**
Rondônia	**4.803**	**4.502**	**3.242**	**3.005**	**2.313**	**2.037**	**818**	**849**	**111**	**119**	**1.561**	**1.497**	**30**	**26**
Alta Floresta d'Oeste	39	47	28	27	16	20	12	6	–	1	11	20	1	–
Ariquemes	253	227	173	164	114	104	52	52	7	8	80	63	4	3
Cabixi	8	8	8	8	7	5	1	3	–	–	–	–	–	–
Cacoal	570	460	264	236	171	146	86	79	7	11	306	224	–	–
Cerejeiras	13	17	13	17	8	12	4	5	1	–	–	–	1	–
Colorado do Oeste	34	61	20	26	12	21	8	5	–	–	14	35	1	–
Corumbiara	17	16	17	16	14	14	3	2	–	–	–	–	1	–
Costa Marques	4	1	4	1	3	1	1	–	–	–	–	–	1	–
Espigão d'Oeste	77	73	63	57	46	44	17	12	–	1	14	16	–	–
Guajará-Mirim	23	34	21	27	10	18	10	8	1	1	2	7	–	1
Jaru	180	128	61	66	45	46	15	18	1	2	119	62	–	1
Ji-Paraná	403	535	226	285	139	161	80	118	7	6	177	250	1	4
Machadinho d'Oeste	28	36	16	16	11	12	5	4	–	–	12	20	–	1
Nova Brasilândia d'Oeste	16	41	12	12	11	10	1	1	–	1	4	29	–	–
Ouro Preto do Oeste	333	248	26	23	15	13	10	7	1	3	307	225	1	–
Pimenta Bueno	155	191	99	115	70	85	28	29	1	1	56	76	1	2
Porto Velho	1.578	1.372	1.293	1.110	938	732	311	317	44	61	285	262	15	11
Presidente Médici-RO	54	45	23	12	18	7	5	5	–	–	31	33	–	–
Rio Crespo	7	5	7	5	5	4	1	1	1	–	–	–	–	–
Rolim de Moura	265	126	208	85	150	56	42	25	16	4	57	41	–	–
Santa Luzia d'Oeste	11	8	11	8	6	7	5	1	–	–	–	–	–	–
Vilhena	233	305	199	245	141	162	43	73	15	10	34	60	1	1
São Miguel do Guaporé	50	38	50	38	39	27	11	11	–	–	–	–	–	–
Nova Mamoré	10	11	10	11	7	3	3	8	–	–	–	–	–	–
Alvorada d'Oeste	9	2	9	2	7	2	2	–	–	–	–	–	–	–
Alto Alegre dos Parecis	14	7	14	7	7	6	5	1	2	–	–	–	–	–
Alto Paraíso	8	10	8	10	6	8	1	1	1	1	–	–	–	1
Buritis-RO	36	22	36	22	27	14	7	8	2	–	–	–	–	–
Novo Horizonte do Oeste	11	9	11	9	9	9	2	–	–	–	–	–	–	–
Cacaulândia	5	2	5	2	5	2	–	–	–	–	–	–	–	–
Campo Novo de Rondônia	3	4	3	4	1	1	2	3	–	–	–	–	–	–
Candeias do Jamari	20	21	20	21	13	16	6	4	1	1	–	–	–	–
Castanheiras	3	1	3	1	2	1	–	–	1	–	–	–	–	–
Chupinguaia	128	184	128	184	123	176	4	4	1	4	–	–	–	–
Cujubim	22	13	22	13	18	10	4	2	–	1	–	–	–	–
Governador Jorge Teixeira	–	1	–	1	–	–	–	1	–	–	–	–	–	–
Itapuã do Oeste	28	23	28	23	27	22	1	1	–	–	–	–	–	–
Ministro Andreazza	9	6	9	6	5	5	4	1	–	–	–	–	–	–
Mirante da Serra	4	6	4	6	3	4	1	2	–	–	–	–	–	–
Monte Negro	10	4	10	4	9	4	1	–	–	–	–	–	1	–
Nova União-RO	1	–	1	–	1	–	–	–	–	–	–	–	–	–
Parecis	13	6	13	6	12	4	1	2	–	–	–	–	–	–
Pimenteiras do Oeste	5	10	5	10	5	10	–	–	–	–	–	–	1	–
Primavera de Rondônia	4	1	4	1	3	–	1	1	–	–	–	–	–	–
São Felipe d'Oeste	5	–	5	–	4	–	1	–	–	–	–	–	–	–
São Francisco do Guaporé	13	21	13	21	8	11	5	10	–	–	–	–	–	–
Seringueiras	13	13	13	13	9	8	4	4	–	1	–	–	–	–
Teixeirópolis	1	–	1	–	–	–	1	–	–	–	–	–	–	–
Theobroma	2	4	2	4	2	3	–	1	–	–	–	–	–	–
Urupá	3	4	3	4	2	3	–	1	1	–	–	–	–	–
Vale do Anari	6	8	6	8	6	2	–	5	–	1	–	–	–	–
Vale do Paraíso	–	6	–	6	–	4	–	2	–	–	–	–	–	–
Ignorado Rondônia	66	81	14	7	3	2	11	5	–	–	52	74	–	1
Acre	**1.015**	**958**	**584**	**526**	**390**	**329**	**183**	**193**	**11**	**4**	**431**	**432**	**1**	**2**
Acrelândia	3	3	3	3	1	3	2	–	–	–	–	–	–	–
Assis Brasil	2	–	2	–	2	–	–	–	–	–	–	–	1	–
Brasiléia	26	23	8	9	6	9	2	–	–	–	18	14	–	–
Bujari	4	4	4	4	3	4	1	–	–	–	–	–	–	–
Capixaba	4	7	4	7	3	6	1	1	–	–	–	–	–	–
Cruzeiro do Sul-AC	70	89	25	20	19	11	6	9	–	–	45	69	–	–
Epitaciolândia	2	6	2	6	1	5	1	1	–	–	–	–	–	–
Feijó	2	1	2	1	–	1	2	–	–	–	–	–	–	–
Manoel Urbano	8	19	8	19	5	18	3	1	–	–	–	–	–	–
Marechal Thaumaturgo	1	–	1	–	1	–	–	–	–	–	–	–	–	–

Capítulo 58 - Estatísticas Municipais

58.1 - Estatísticas municipais de acidentes do trabalho, por situação do registro e motivo - 2015/2016

(continuação)

MUNICÍPIO	ESTATÍSTICAS DE ACIDENTES DO TRABALHO													
	Total		Com CAT Registrada								Sem CAT Registrada		Óbito	
			Total		Motivo									
					Típico		Trajeto		Doença do Trabalho					
	2015	2016	2015	2016	2015	2016	2015	2016	2015	2016	2015	2016	2015	2016
Plácido de Castro	8	5	8	5	7	5	1	–	–	–	–	–	–	–
Porto Walter	1	–	1	–	–	–	1	–	–	–	–	–	–	–
Rio Branco-AC	760	723	482	419	321	245	150	171	11	3	278	304	–	2
Rodrigues Alves	1	1	1	1	1	1	–	–	–	–	–	–	–	–
Santa Rosa do Purus	1	–	1	–	1	–	–	–	–	–	–	–	–	–
Senador Guiomard	9	15	9	15	5	11	4	4	–	–	–	–	–	–
Sena Madureira	13	6	13	6	9	4	4	1	–	1	–	–	–	–
Tarauacá	40	17	4	–	2	–	2	–	–	–	36	17	–	–
Xapuri	2	3	2	3	2	3	–	–	–	–	–	–	–	–
Porto Acre	3	5	3	5	1	3	2	2	–	–	–	–	–	–
Ignorado Acre	55	31	1	3	–	–	1	3	–	–	54	28	–	–
Amazonas	**8.495**	**7.073**	**6.070**	**4.832**	**4.413**	**3.577**	**1.025**	**1.001**	**632**	**254**	**2.425**	**2.241**	**31**	**21**
Alvarães	5	–	5	–	5	–	–	–	–	–	–	–	–	–
Anori	1	–	1	–	1	–	–	–	–	–	–	–	–	–
Apuí	3	1	3	1	2	1	1	–	–	–	–	–	–	–
Atalaia do Norte	5	–	5	–	3	–	1	–	1	–	–	–	1	–
Autazes	5	–	5	–	5	–	–	–	–	–	–	–	–	–
Barcelos	5	4	5	4	4	4	1	–	–	–	–	–	–	–
Benjamin Constant	2	–	2	–	2	–	–	–	–	–	–	–	–	–
Beruri	1	–	1	–	1	–	–	–	–	–	–	–	–	–
Boca do Acre	6	8	6	8	6	7	–	1	–	–	–	–	–	–
Borba	1	–	1	–	1	–	–	–	–	–	–	–	–	–
Caapiranga	3	–	3	–	2	–	1	–	–	–	–	–	–	–
Carauari	2	2	2	2	2	2	–	–	–	–	–	–	–	–
Careiro	4	2	4	2	3	1	1	1	–	–	–	–	–	–
Careiro da Várzea	1	–	1	–	1	–	–	–	–	–	–	–	–	–
Coari	85	53	85	53	75	50	8	3	2	–	–	–	–	–
Codajás	1	1	1	1	1	–	–	–	–	1	–	–	–	–
Eirunepé	2	–	2	–	1	–	1	–	–	–	–	–	–	–
Guajará	1	4	1	4	1	3	–	1	–	–	–	–	–	1
Humaitá-AM	9	4	9	4	6	3	3	1	–	–	–	–	–	–
Ipixuna	4	–	4	–	3	–	–	–	1	–	–	–	–	–
Iranduba	34	22	34	22	29	21	5	1	–	–	–	–	1	–
Itacoatiara	56	74	37	60	31	53	6	7	–	–	19	14	1	–
Itapiranga-AM	4	–	4	–	4	–	–	–	–	–	–	–	–	–
Lábrea	1	7	1	7	–	7	1	–	–	–	–	–	–	–
Manacapuru	62	57	9	6	6	5	3	1	–	–	53	51	–	–
Manaus	7.978	6.668	5.738	4.569	4.145	3.349	967	969	626	251	2.240	2.099	26	17
Manicoré	7	4	7	4	4	4	3	–	–	–	–	–	–	–
Maués	11	9	5	1	2	–	3	1	–	–	6	8	–	–
Nhamundá	–	3	–	3	–	3	–	–	–	–	–	–	–	–
Nova Olinda do Norte	1	–	1	–	1	–	–	–	–	–	–	–	–	–
Novo Airão	1	4	1	4	1	4	–	–	–	–	–	–	–	–
Parintins	13	5	6	2	4	2	2	–	–	–	7	3	–	–
Presidente Figueiredo	50	35	50	30	46	28	4	–	–	2	–	5	–	–
Rio Preto da Eva	8	8	8	8	7	5	1	3	–	–	–	–	1	–
Santa Isabel do Rio Negro	1	–	1	–	1	–	–	–	–	–	–	–	–	–
Santo Antônio do Içá	–	1	–	1	–	1	–	–	–	–	–	–	–	–
São Gabriel da Cachoeira	1	6	1	6	1	5	–	1	–	–	–	–	–	–
São Paulo de Olivença	1	–	1	–	–	–	1	–	–	–	–	–	–	–
São Sebastião do Uatumã	1	1	1	1	1	1	–	–	–	–	–	–	–	–
Silves	–	1	–	1	–	1	–	–	–	–	–	–	–	–
Tabatinga-AM	4	8	4	8	1	8	2	–	1	–	–	–	1	2
Tefé	2	12	2	12	–	5	2	7	–	–	–	–	–	1
Urucará	2	1	2	1	–	1	1	–	1	–	–	–	–	–
Urucurituba	1	1	1	1	1	1	–	–	–	–	–	–	–	–
Ignorado Amazonas	110	67	10	6	3	2	7	4	–	–	100	61	–	–
Roraima	**613**	**751**	**470**	**557**	**298**	**340**	**169**	**212**	**3**	**5**	**143**	**194**	**4**	**1**
Amajari	6	12	6	12	6	9	–	3	–	–	–	–	–	–
Alto Alegre-RR	14	12	14	12	14	8	–	4	–	–	–	–	–	–
Boa Vista-RR	517	650	384	464	226	273	156	186	2	5	133	186	3	–
Bonfim-RR	8	7	8	7	7	7	1	–	–	–	–	–	–	–
Cantá	5	7	5	7	4	5	–	2	1	–	–	–	–	1
Caracaraí	11	6	6	2	3	2	3	–	–	–	5	4	1	–
Caroebe	–	2	–	2	–	1	–	1	–	–	–	–	–	–

Capítulo 58 - Estatísticas Municipais

58.1 - Estatísticas municipais de acidentes do trabalho, por situação do registro e motivo - 2015/2016

(continuação)

MUNICÍPIO	ESTATÍSTICAS DE ACIDENTES DO TRABALHO													
	Total		Com CAT Registrada								Sem CAT Registrada		Óbito	
			Total		Motivo									
					Típico		Trajeto		Doença do Trabalho					
	2015	2016	2015	2016	2015	2016	2015	2016	2015	2016	2015	2016	2015	2016
Iracema-RR	2	3	2	3	2	3	–	–	–	–	–	–	–	–
Mucajaí	11	4	11	4	11	4	–	–	–	–	–	–	–	–
Normandia	3	8	3	8	3	4	–	4	–	–	–	–	–	–
Pacaraima	5	2	5	2	3	2	2	–	–	–	–	–	–	–
Rorainópolis	18	22	13	18	12	14	1	4	–	–	5	4	–	–
São João da Baliza	–	2	–	2	–	1	–	1	–	–	–	–	–	–
São Luiz	1	1	1	1	1	1	–	–	–	–	–	–	–	–
Uiramutã	2	7	2	7	1	5	1	2	–	–	–	–	–	–
Ignorado Roraima	10	6	10	6	5	1	5	5	–	–	–	–	–	–
Pará	**11.337**	**9.521**	**9.147**	**7.694**	**7.429**	**6.056**	**1.566**	**1.501**	**152**	**137**	**2.190**	**1.827**	**84**	**60**
Abaetetuba	125	112	34	30	16	17	17	12	1	1	91	82	–	2
Abel Figueiredo	3	6	3	6	2	4	–	2	1	–	–	–	–	–
Acará	78	68	78	68	73	62	5	6	–	–	–	–	1	–
Afuá	3	2	3	2	3	1	–	–	–	1	–	–	–	–
Água Azul do Norte	24	59	24	59	20	55	4	2	–	2	–	–	–	1
Alenquer	2	5	2	5	2	–	–	5	–	–	–	–	–	–
Almeirim	83	59	83	59	78	57	5	1	–	1	–	–	–	1
Altamira	713	252	713	252	670	217	42	33	1	2	–	–	7	1
Anajás	5	–	5	–	5	–	–	–	–	–	–	–	–	–
Ananindeua	582	561	516	507	399	368	105	128	12	11	66	54	4	3
Anapu	4	23	4	23	4	21	–	2	–	–	–	–	–	1
Augusto Corrêa	2	2	2	2	1	1	1	1	–	–	–	–	–	–
Aurora do Pará	9	3	9	3	2	3	5	–	2	–	–	–	–	–
Aveiro	2	–	2	–	2	–	–	–	–	–	–	–	–	–
Baião	7	2	7	2	6	1	1	1	–	–	–	–	1	–
Bannach	3	7	3	7	3	6	–	1	–	–	–	–	–	–
Barcarena	235	234	235	234	209	209	26	22	–	3	–	–	4	–
Belém-PA	3.229	2.702	2.615	2.209	2.053	1.683	490	468	72	58	614	493	18	12
Belterra	9	10	9	10	8	8	1	2	–	–	–	–	–	–
Benevides	125	86	69	69	54	51	14	17	1	1	56	17	–	1
Bom Jesus do Tocantins-PA	8	6	8	6	7	5	1	1	–	–	–	–	–	–
Bonito-PA	13	28	13	28	11	26	2	2	–	–	–	–	–	–
Bragança	23	27	10	15	6	9	3	6	1	–	13	12	–	–
Brasil Novo	7	1	7	1	7	1	–	–	–	–	–	–	–	–
Brejo Grande do Araguaia	1	–	1	–	1	–	–	–	–	–	–	–	–	–
Breu Branco	15	17	15	17	12	15	2	2	1	–	–	–	–	1
Breves	12	18	12	17	8	14	4	3	–	–	–	1	–	–
Bujaru	10	1	10	1	10	1	–	–	–	–	–	–	1	–
Cachoeira do Piriá	13	–	13	–	1	–	12	–	–	–	–	–	–	–
Cachoeira do Arari	2	4	2	4	1	3	1	1	–	–	–	–	–	–
Cametá	111	94	3	5	3	2	–	2	–	1	108	89	–	–
Canaã dos Carajás	225	154	225	154	201	133	22	19	2	2	–	–	3	2
Capanema-PA	110	92	43	45	33	32	10	13	–	–	67	47	–	1
Capitão Poço	9	15	9	15	8	12	–	3	1	–	–	–	1	–
Castanhal	360	402	334	365	236	220	92	135	6	10	26	37	2	2
Chaves	2	–	2	–	–	–	2	–	–	–	–	–	–	–
Colares	2	2	2	2	2	1	–	1	–	–	–	–	–	1
Conceição do Araguaia	20	14	20	14	10	10	5	3	5	1	–	–	–	–
Concórdia do Pará	58	28	58	28	58	26	–	2	–	–	–	–	–	–
Cumaru do Norte	44	30	44	30	37	26	6	4	1	–	–	–	–	–
Curionópolis	31	38	31	38	29	34	2	3	–	1	–	–	1	1
Curuá	1	–	1	–	1	–	–	–	–	–	–	–	–	–
Curuçá	2	6	2	6	1	3	–	3	1	–	–	–	–	–
Dom Eliseu	18	29	18	29	15	22	3	7	–	–	–	–	–	1
Eldorado dos Carajás	10	11	10	11	4	7	6	4	–	–	–	–	–	2
Faro	–	1	–	1	–	1	–	–	–	–	–	–	–	–
Floresta do Araguaia	7	7	7	7	6	7	1	–	–	–	–	–	1	–
Garrafão do Norte	2	1	2	1	–	1	2	–	–	–	–	–	–	–
Goianésia do Pará	14	16	14	16	10	12	4	4	–	–	–	–	–	2
Gurupá	1	1	1	1	1	1	–	–	–	–	–	–	1	–
Igarapé-Açu	11	9	11	9	6	7	5	2	–	–	–	–	2	–
Igarapé-Miri	7	5	7	5	6	5	1	–	–	–	–	–	1	–
Inhangapi	3	6	3	6	2	5	1	1	–	–	–	–	1	–
Ipixuna do Pará	18	14	18	14	14	10	4	4	–	–	–	–	1	2
Irituia	3	6	3	6	2	6	1	–	–	–	–	–	–	–
Itaituba	87	68	87	68	67	50	20	16	–	2	–	–	–	2

Capítulo 58 - Estatísticas Municipais

58.1 - Estatísticas municipais de acidentes do trabalho, por situação do registro e motivo - 2015/2016

(continuação)

MUNICÍPIO	ESTATÍSTICAS DE ACIDENTES DO TRABALHO													
	Total		Com CAT Registrada								Sem CAT Registrada		Óbito	
			Total		Motivo									
					Típico		Trajeto		Doença do Trabalho					
	2015	2016	2015	2016	2015	2016	2015	2016	2015	2016	2015	2016	2015	2016
Itupiranga	3	9	3	9	3	5	–	4	–	–	–	–	–	–
Jacareacanga	18	100	18	100	12	98	6	2	–	–	–	–	2	–
Jacundá	13	6	13	6	11	3	2	3	–	–	–	–	–	–
Juruti	22	14	22	14	19	14	2	–	1	–	–	–	–	–
Limoeiro do Ajuru	–	1	–	1	–	1	–	–	–	–	–	–	–	–
Mãe do Rio	11	5	11	5	2	5	9	–	–	–	–	–	1	–
Magalhães Barata	–	4	–	4	–	1	–	3	–	–	–	–	–	–
Marabá	385	310	385	310	280	225	94	81	11	4	–	–	2	1
Maracanã	6	4	6	4	5	4	1	–	–	–	–	–	–	–
Marapanim	–	6	–	6	–	3	–	3	–	–	–	–	–	–
Marituba	90	103	90	103	72	78	15	24	3	1	–	–	–	1
Medicilândia	5	3	5	3	2	1	1	1	2	1	–	–	1	–
Mocajuba	2	8	2	8	2	8	–	–	–	–	–	–	–	–
Moju	116	114	116	114	107	102	9	11	–	1	–	–	–	–
Monte Alegre-PA	3	2	3	2	2	1	1	1	–	–	–	–	–	1
Muaná	2	–	2	–	2	–	–	–	–	–	–	–	–	–
Nova Esperança do Piriá	1	2	1	2	1	1	–	1	–	–	–	–	–	–
Nova Ipixuna	6	3	6	3	6	3	–	–	–	–	–	–	–	–
Nova Timboteua	2	–	2	–	2	–	–	–	–	–	–	–	–	–
Novo Progresso	16	25	16	25	12	13	4	11	–	1	–	–	1	1
Novo Repartimento	18	18	18	18	13	11	2	5	3	2	–	–	1	–
Óbidos	9	5	9	5	8	4	1	1	–	–	–	–	–	–
Oeiras do Pará	2	2	2	2	1	2	1	–	–	–	–	–	–	–
Oriximiná	39	29	39	29	32	27	7	1	–	1	–	–	–	–
Ourém	4	1	4	1	3	1	–	–	1	–	–	–	–	–
Ourilândia do Norte	40	28	40	28	33	23	7	4	–	1	–	–	–	–
Pacajá	4	3	4	3	2	3	2	–	–	–	–	–	1	–
Palestina do Pará	1	4	1	4	1	3	–	1	–	–	–	–	1	–
Paragominas	230	204	200	173	169	149	31	24	–	–	30	31	3	1
Parauapebas	390	334	390	334	284	244	103	81	3	9	–	–	2	2
Pau d'Arco-PA	5	2	5	2	4	1	1	1	–	–	–	–	2	–
Peixe-Boi	1	1	1	1	–	–	–	1	1	–	–	–	–	–
Piçarra	7	7	7	7	7	5	–	2	–	–	–	–	–	–
Placas	5	1	5	1	4	–	1	1	–	–	–	–	–	–
Ponta de Pedras	–	2	–	2	–	2	–	–	–	–	–	–	–	–
Portel	5	6	5	6	5	5	–	1	–	–	–	–	–	–
Porto de Moz	3	3	3	3	3	3	–	–	–	–	–	–	–	–
Prainha	5	5	5	5	5	5	–	–	–	–	–	–	–	–
Primavera-PA	10	5	10	5	9	4	1	1	–	–	–	–	–	–
Quatipuru	–	2	–	2	–	1	–	1	–	–	–	–	–	–
Redenção-PA	142	138	142	138	100	97	41	41	1	–	–	–	–	1
Rio Maria	18	81	18	81	14	74	4	5	–	2	–	–	1	–
Rondon do Pará	23	18	23	18	18	13	3	5	2	–	–	–	1	1
Rurópolis	13	16	13	16	6	15	7	1	–	–	–	–	1	1
Salinópolis	8	17	8	17	6	11	1	6	1	–	–	–	–	–
Salvaterra	1	3	1	3	–	3	1	–	–	–	–	–	–	–
Santa Bárbara do Pará	19	12	19	12	17	10	2	1	–	1	–	–	–	–
Santa Isabel do Pará	98	89	56	47	38	32	18	15	–	–	42	42	–	–
Santa Luzia do Pará	–	7	–	7	–	5	–	2	–	–	–	–	–	–
Santa Maria das Barreiras	21	27	21	27	21	25	–	2	–	–	–	–	–	1
Santa Maria do Pará	3	5	3	5	2	4	1	1	–	–	–	–	–	–
Santana do Araguaia	94	89	94	89	79	78	15	10	–	1	–	–	–	–
Santarém-PA	412	373	412	373	292	263	113	106	7	4	–	–	1	1
Santo Antônio do Tauá	18	20	18	20	15	16	3	4	–	–	–	–	1	–
São Caetano de Odivelas	3	–	3	–	2	–	–	–	1	–	–	–	–	–
São Domingos do Araguaia	2	–	2	–	2	–	–	–	–	–	–	–	1	–
São Domingos do Capim	3	8	3	8	1	7	2	1	–	–	–	–	–	–
São Félix do Xingu	65	56	65	56	56	47	8	8	1	1	–	–	1	1
São Francisco do Pará	5	1	5	1	4	1	1	–	–	–	–	–	–	–
São Geraldo do Araguaia	7	10	7	10	7	6	–	4	–	–	–	–	–	–
São João da Ponta	–	1	–	1	–	1	–	–	–	–	–	–	–	–
São João de Pirabas	28	15	28	15	26	14	2	1	–	–	–	–	–	–
São João do Araguaia	1	1	1	1	–	1	1	–	–	–	–	–	–	–
São Miguel do Guamá	29	24	29	24	26	20	3	3	–	1	–	–	1	–
Sapucaia-PA	14	16	14	16	12	15	2	1	–	–	–	–	–	–
Senador José Porfírio	2	–	2	–	1	–	1	–	–	–	–	–	–	–
Soure	2	1	2	1	1	–	1	–	–	1	–	–	–	–

Capítulo 58 - Estatísticas Municipais

58.1 - Estatísticas municipais de acidentes do trabalho, por situação do registro e motivo - 2015/2016

(continuação)

MUNICÍPIO	ESTATÍSTICAS DE ACIDENTES DO TRABALHO													
	Total		Com CAT Registrada								Sem CAT Registrada		Óbito	
			Total		Motivo									
					Típico		Trajeto		Doença do Trabalho					
	2015	2016	2015	2016	2015	2016	2015	2016	2015	2016	2015	2016	2015	2016
Tailândia	697	299	697	299	674	288	23	11	–	–	–	–	4	2
Terra Alta	2	1	2	1	–	–	2	1	–	–	–	–	–	–
Terra Santa	–	2	–	2	–	2	–	–	–	–	–	–	–	–
Tomé-Açu	173	184	173	184	151	167	21	15	1	2	–	–	1	–
Tracuateua	1	–	1	–	1	–	–	–	–	–	–	–	–	–
Trairão	7	6	7	6	5	4	2	1	–	1	–	–	–	–
Tucumã	55	83	55	83	49	79	6	4	–	–	–	–	–	–
Tucuruí	47	46	47	46	34	33	9	12	4	1	–	–	–	2
Ulianópolis	41	28	41	28	41	24	–	4	–	–	–	–	–	2
Uruará	21	14	21	14	15	11	6	3	–	–	–	–	–	1
Vigia	21	18	21	18	21	13	–	5	–	–	–	–	–	–
Viseu	2	2	2	2	–	1	2	–	–	1	–	–	–	–
Vitória do Xingu	98	101	98	101	84	96	14	4	–	1	–	–	3	–
Xinguara	74	52	74	52	58	45	16	5	0	2	0	0	1	1
Ignorado Pará	1.085	932	8	10	1	5	6	5	1	–	1.077	922	–	–
Amapá	**612**	**664**	**439**	**425**	**320**	**287**	**112**	**131**	**7**	**7**	**173**	**239**	**7**	**4**
Amapá	22	3	22	3	21	3	1	–	–	–	–	–	1	–
Calçoene	1	1	1	1	1	1	–	–	–	–	–	–	–	–
Ferreira Gomes	10	2	10	2	10	2	–	–	–	–	–	–	1	–
Itaubal	2	–	2	–	2	–	–	–	–	–	–	–	–	–
Laranjal do Jari	10	18	8	7	3	2	5	5	–	–	2	11	1	–
Macapá	424	494	286	305	200	202	81	97	5	6	138	189	4	4
Mazagão	4	1	4	1	4	1	–	–	–	–	–	–	–	–
Oiapoque	9	2	7	1	5	–	2	1	–	–	2	1	–	–
Pedra Branca do Amapari	8	14	8	14	8	14	–	–	–	–	–	–	–	–
Porto Grande	22	29	20	28	14	23	5	5	1	–	2	1	–	–
Pracuúba	1	–	1	–	–	–	1	–	–	–	–	–	–	–
Santana-AP	84	93	55	56	38	35	16	21	1	–	29	37	–	–
Serra do Navio	3	1	3	1	3	–	–	1	–	–	–	–	–	–
Tartarugalzinho	7	4	7	4	7	3	–	–	–	1	–	–	–	–
Vitória do Jari	4	1	4	1	4	1	–	–	–	–	–	–	–	–
Ignorado Amapá	1	1	1	1	–	–	1	1	–	–	–	–	–	–
Tocantins	**1.408**	**1.496**	**1.172**	**1.249**	**880**	**937**	**268**	**295**	**24**	**17**	**236**	**247**	**20**	**15**
Abreulândia	2	6	2	6	1	5	1	1	–	–	–	–	–	–
Aguiarnópolis	9	7	9	7	9	6	–	1	–	–	–	–	–	–
Aliança do Tocantins	7	4	7	4	5	1	2	3	–	–	–	–	–	–
Almas	4	–	4	–	2	–	2	–	–	–	–	–	3	–
Alvorada-TO	17	21	17	21	13	16	4	4	–	1	–	–	–	–
Ananás	4	1	4	1	4	–	–	–	–	1	–	–	1	–
Angico	1	–	1	–	1	–	–	–	–	–	–	–	–	–
Aparecida do Rio Negro	2	2	2	2	2	2	–	–	–	–	–	–	–	–
Aragominas	1	2	1	2	1	2	–	–	–	–	–	–	–	–
Araguacema	3	1	3	1	2	–	1	1	–	–	–	–	–	–
Araguaçu	10	14	10	14	10	11	–	2	–	1	–	–	1	–
Araguaína	172	224	149	194	110	144	35	50	4	–	23	30	3	1
Araguanã-TO	3	–	3	–	3	–	–	–	–	–	–	–	–	–
Araguatins	27	41	4	2	1	1	3	1	–	–	23	39	–	–
Arapoema	–	2	–	2	–	2	–	–	–	–	–	–	–	–
Arraias	6	6	1	2	1	1	–	1	–	–	5	4	–	–
Augustinópolis	3	7	3	7	2	6	1	1	–	–	–	–	–	–
Aurora do Tocantins	–	2	–	2	–	2	–	–	–	–	–	–	–	–
Axixá do Tocantins	1	1	1	1	1	1	–	–	–	–	–	–	–	–
Babaçulândia	5	3	5	3	5	2	–	1	–	–	–	–	–	–
Bandeirantes do Tocantins	4	6	4	6	4	4	–	2	–	–	–	–	–	–
Barra do Ouro	–	2	–	2	–	2	–	–	–	–	–	–	–	–
Barrolândia	2	4	2	4	2	4	–	–	–	–	–	–	–	–
Bernardo Sayão	3	6	3	6	2	5	1	1	–	–	–	–	–	–
Bom Jesus do Tocantins-TO	1	–	1	–	1	–	–	–	–	–	–	–	–	–
Brasilândia do Tocantins	2	–	2	–	–	–	2	–	–	–	–	–	–	–
Brejinho de Nazaré	4	5	4	5	3	4	1	1	–	–	–	–	–	–
Buriti do Tocantins	1	1	1	1	1	1	–	–	–	–	–	–	–	–
Cachoeirinha-TO	1	–	1	–	1	–	–	–	–	–	–	–	–	–
Campos Lindos	5	4	5	4	3	3	2	1	–	–	–	–	–	–
Cariri do Tocantins	6	10	6	10	5	10	1	–	–	–	–	–	–	–
Carmolândia	–	1	–	1	–	1	–	–	–	–	–	–	–	–

Capítulo 58 - Estatísticas Municipais

58.1 - Estatísticas municipais de acidentes do trabalho, por situação do registro e motivo - 2015/2016

(continuação)

MUNICÍPIO	ESTATÍSTICAS DE ACIDENTES DO TRABALHO													
	Total		Com CAT Registrada								Sem CAT Registrada		Óbito	
			Total		Motivo									
					Típico		Trajeto		Doença do Trabalho					
	2015	2016	2015	2016	2015	2016	2015	2016	2015	2016	2015	2016	2015	2016
Carrasco Bonito	1	–	1	–	1	–	–	–	–	–	–	–	–	–
Caseara	4	3	4	3	4	3	–	–	–	–	–	–	–	–
Chapada da Natividade	1	–	1	–	1	–	–	–	–	–	–	–	–	–
Colinas do Tocantins	65	38	15	17	12	8	3	9	–	–	50	21	1	–
Combinado	–	2	–	2	–	1	–	1	–	–	–	–	–	–
Conceição do Tocantins	1	3	1	3	1	3	–	–	–	–	–	–	–	–
Couto de Magalhães	1	3	1	3	1	1	–	2	–	–	–	–	1	–
Cristalândia	5	5	5	5	4	4	1	1	–	–	–	–	–	1
Crixás do Tocantins	–	1	–	1	–	–	–	1	–	–	–	–	–	–
Darcinópolis	2	3	2	3	1	3	1	–	–	–	–	–	1	–
Dianópolis	8	8	4	6	2	4	1	2	1	–	4	2	–	1
Divinópolis do Tocantins	9	6	9	6	9	6	–	–	–	–	–	–	–	–
Dois Irmãos do Tocantins	2	3	2	3	2	3	–	–	–	–	–	–	–	1
Dueré	2	19	2	19	2	19	–	–	–	–	–	–	–	–
Fátima-TO	8	–	8	–	3	–	5	–	–	–	–	–	2	–
Figueirópolis	3	5	3	5	3	4	–	1	–	–	–	–	–	–
Filadélfia-TO	1	6	1	6	1	2	–	4	–	–	–	–	–	–
Formoso do Araguaia	27	19	27	19	23	19	4	–	–	–	–	–	–	–
Fortaleza do Tabocão	4	3	4	3	3	3	1	–	–	–	–	–	–	–
Goianorte	2	3	2	3	1	2	1	1	–	–	–	–	–	1
Goiatins	1	–	1	–	1	–	–	–	–	–	–	–	–	–
Guaraí	21	23	14	14	9	8	5	4	–	2	7	9	1	2
Gurupi	127	115	107	101	76	66	31	32	–	3	20	14	1	–
Ipueiras-TO	2	1	2	1	2	1	–	–	–	–	–	–	–	–
Itacajá	2	–	2	–	2	–	–	–	–	–	–	–	–	–
Itaguatins	1	3	1	3	1	3	–	–	–	–	–	–	–	–
Itaporã do Tocantins	–	2	–	2	–	1	–	–	–	1	–	–	–	–
Jaú do Tocantins	1	2	1	2	–	2	1	–	–	–	–	–	–	–
Juarina	–	4	–	4	–	4	–	–	–	–	–	–	–	–
Lagoa da Confusão	14	15	14	15	11	15	3	–	–	–	–	–	1	–
Lajeado-TO	2	1	2	1	1	1	1	–	–	–	–	–	–	–
Luzinópolis	1	1	1	1	–	1	1	–	–	–	–	–	–	–
Marianópolis do Tocantins	4	11	4	11	4	10	–	1	–	–	–	–	–	–
Mateiros	1	–	1	–	1	–	–	–	–	–	–	–	–	–
Maurilândia do Tocantins	2	–	2	–	2	–	–	–	–	–	–	–	–	–
Miracema do Tocantins	10	6	6	5	5	5	1	–	–	–	4	1	–	1
Miranorte	9	6	9	6	4	4	5	2	–	–	–	–	–	–
Monte do Carmo	1	1	1	1	–	1	–	–	1	–	–	–	–	–
Monte Santo do Tocantins	2	–	2	–	2	–	–	–	–	–	–	–	–	–
Palmeiras do Tocantins	2	2	2	2	2	1	–	1	–	–	–	–	–	1
Muricilândia	4	4	4	4	4	4	–	–	–	–	–	–	–	–
Natividade-TO	3	2	3	2	2	2	1	–	–	–	–	–	–	–
Nazaré-TO	–	1	–	1	–	1	–	–	–	–	–	–	–	–
Nova Olinda-TO	8	2	8	2	8	2	–	–	–	–	–	–	–	–
Nova Rosalândia	–	1	–	1	–	1	–	–	–	–	–	–	–	–
Novo Acordo	1	2	1	2	1	2	–	–	–	–	–	–	–	–
Novo Jardim	2	–	2	–	1	–	1	–	–	–	–	–	–	–
Palmeirante	5	5	5	5	5	5	–	–	–	–	–	–	–	–
Palmeirópolis	1	2	1	2	1	2	–	–	–	–	–	–	–	–
Paraíso do Tocantins	85	116	75	103	64	92	11	11	–	–	10	13	–	–
Paranã	2	2	2	2	2	1	–	1	–	–	–	–	–	–
Pau d'Arco-TO	1	–	1	–	1	–	–	–	–	–	–	–	–	–
Pedro Afonso	19	29	19	29	17	24	1	5	1	–	–	–	–	1
Peixe	8	10	8	10	7	10	–	–	1	–	–	–	1	1
Pequizeiro	2	3	2	3	2	2	–	1	–	–	–	–	–	–
Colméia	3	4	3	4	2	2	–	2	1	–	–	–	–	–
Pindorama do Tocantins	3	1	3	1	2	–	1	1	–	–	–	–	1	–
Piraquê	3	4	3	4	2	4	1	–	–	–	–	–	–	–
Pium	3	4	3	4	2	3	–	1	1	–	–	–	–	–
Ponte Alta do Bom Jesus	1	–	1	–	1	–	–	–	–	–	–	–	–	–
Ponte Alta do Tocantins	2	3	2	3	2	2	–	1	–	–	–	–	–	–
Porto Alegre do Tocantins	1	–	1	–	1	–	–	–	–	–	–	–	–	–
Porto Nacional	59	66	50	64	42	48	8	14	–	2	9	2	–	1
Presidente Kennedy-TO	3	–	3	–	3	–	–	–	–	–	–	–	–	–
Riachinho-TO	1	–	1	–	–	–	1	–	–	–	–	–	–	–
Rio dos Bois	1	0	1	0	1	0	0	0	0	0	0	0	0	0
Rio Sono	1	0	1	0	0	0	1	0	0	0	0	0	0	0

Capítulo 58 - Estatísticas Municipais

58.1 - Estatísticas municipais de acidentes do trabalho, por situação do registro e motivo - 2015/2016

(continuação)

MUNICÍPIO	ESTATÍSTICAS DE ACIDENTES DO TRABALHO													
	Total		Com CAT Registrada								Sem CAT Registrada		Óbito	
			Total		Motivo									
					Típico		Trajeto		Doença do Trabalho					
	2015	2016	2015	2016	2015	2016	2015	2016	2015	2016	2015	2016	2015	2016
Sandolândia	2	4	2	4	2	3	–	1	–	–	–	–	–	–
Santa Fé do Araguaia	5	2	5	2	4	1	1	1	–	–	–	–	–	–
Santa Maria do Tocantins	–	1	–	1	–	–	–	1	–	–	–	–	–	–
Santa Rita do Tocantins	1	–	1	–	–	–	1	–	–	–	–	–	–	–
Santa Rosa do Tocantins	1	–	1	–	1	–	–	–	–	–	–	–	–	–
Santa Tereza do Tocantins	1	–	1	–	1	–	–	–	–	–	–	–	–	–
São Miguel do Tocantins	2	2	2	2	2	1	–	1	–	–	–	–	–	–
São Valério da Natividade	2	–	2	–	2	–	–	–	–	–	–	–	–	–
Silvanópolis	2	4	2	4	1	3	1	1	–	–	–	–	–	–
Sucupira	2	2	2	2	2	1	–	1	–	–	–	–	–	–
Taguatinga	4	–	4	–	4	–	–	–	–	–	–	–	–	–
Taipas do Tocantins	1	–	1	–	1	–	–	–	–	–	–	–	–	–
Talismã	1	4	1	4	–	3	1	1	–	–	–	–	–	–
Palmas-TO	471	470	397	364	278	250	109	108	10	6	74	106	2	1
Tocantínia	5	3	5	3	2	3	2	–	1	–	–	–	–	–
Tocantinópolis	15	10	8	4	5	3	2	1	1	–	7	6	–	–
Tupirama	3	2	3	2	3	2	–	–	–	–	–	–	–	–
Wanderlândia	3	11	3	11	3	11	–	–	–	–	–	–	–	1
Xambioá	4	6	4	6	2	3	2	3	–	–	–	–	–	–
Ignorado Tocantins	6	8	6	8	2	2	2	6	2	–	–	–	–	1
Maranhão	**4.765**	**4.290**	**3.249**	**2.790**	**2.433**	**2.003**	**710**	**737**	**106**	**50**	**1.516**	**1.500**	**40**	**34**
Açailândia	204	160	186	150	155	134	26	14	5	2	18	10	2	8
Água Doce do Maranhão	1	–	1	–	–	–	1	–	–	–	–	–	–	–
Alcântara	1	1	1	1	1	1	–	–	–	–	–	–	–	–
Aldeias Altas	7	5	7	5	6	5	1	–	–	–	–	–	–	–
Altamira do Maranhão	–	2	–	2	–	2	–	–	–	–	–	–	–	–
Alto Alegre do Maranhão	6	1	6	1	6	1	–	–	–	–	–	–	1	–
Alto Alegre do Pindaré	4	22	4	22	3	21	1	1	–	–	–	–	–	–
Alto Parnaíba	3	–	3	–	2	–	1	–	–	–	–	–	–	–
Amarante do Maranhão	–	3	–	3	–	2	–	1	–	–	–	–	–	–
Anajatuba	1	1	1	1	1	–	–	–	–	1	–	–	–	–
Anapurus	4	2	4	2	2	2	2	–	–	–	–	–	–	–
Apicum-Açu	1	1	1	1	1	1	–	–	–	–	–	–	–	–
Araguanã-MA	–	1	–	1	–	1	–	–	–	–	–	–	–	–
Araioses	1	1	1	1	–	1	–	–	1	–	–	–	–	–
Arame	2	1	2	1	2	–	–	1	–	–	–	–	–	–
Arari	3	5	3	5	3	4	–	1	–	–	–	–	–	–
Axixá	2	1	2	1	2	–	–	1	–	–	–	–	–	–
Bacabal	30	32	21	18	13	12	7	6	1	–	9	14	–	1
Bacabeira	44	25	44	25	31	19	2	2	11	4	–	–	–	1
Bacuri	1	1	1	1	–	1	1	–	–	–	–	–	–	–
Balsas	184	171	93	60	56	44	31	14	6	2	91	111	–	1
Barão de Grajaú	2	5	2	5	1	3	1	2	–	–	–	–	–	–
Barra do Corda	56	36	18	7	12	2	6	5	–	–	38	29	2	–
Barreirinhas	–	13	–	13	–	12	–	1	–	–	–	–	–	–
Belágua	–	2	–	2	–	2	–	–	–	–	–	–	–	–
Benedito Leite	1	1	1	1	–	1	1	–	–	–	–	–	1	–
Bequimão	1	–	1	–	1	–	–	–	–	–	–	–	–	–
Bernardo do Mearim	1	–	1	–	–	–	1	–	–	–	–	–	–	–
Boa Vista do Gurupi	–	1	–	1	–	1	–	–	–	–	–	–	–	–
Bom Jardim-MA	3	3	3	3	3	2	–	–	–	1	–	–	–	–
Bom Jesus das Selvas	17	3	17	3	13	3	4	–	–	–	–	–	1	–
Bom Lugar	1	–	1	–	1	–	–	–	–	–	–	–	–	–
Brejo	8	1	8	1	8	1	–	–	–	–	–	–	–	–
Brejo de Areia	–	1	–	1	–	1	–	–	–	–	–	–	–	–
Buriti	1	1	1	1	1	1	–	–	–	–	–	–	–	–
Buriti Bravo	3	–	3	–	2	–	1	–	–	–	–	–	1	–
Buriticupu	9	12	9	12	7	9	2	3	–	–	–	–	–	–
Buritirana	–	1	–	1	–	1	–	–	–	–	–	–	–	–
Campestre do Maranhão	7	8	7	8	6	7	1	1	–	–	–	–	2	–
Cantanhede	1	1	1	1	–	1	1	–	–	–	–	–	–	–
Capinzal do Norte	3	4	3	4	2	1	1	3	–	–	–	–	–	1
Carolina	26	28	4	7	3	6	1	1	–	–	22	21	–	–
Carutapera	–	2	–	2	–	1	–	1	–	–	–	–	–	–
Caxias	82	63	29	38	19	26	10	11	–	1	53	25	1	–
Central do Maranhão	1	–	1	–	1	–	–	–	–	–	–	–	–	–

Capítulo 58 - Estatísticas Municipais

58.1 - Estatísticas municipais de acidentes do trabalho, por situação do registro e motivo - 2015/2016

(continuação)

MUNICÍPIO	ESTATÍSTICAS DE ACIDENTES DO TRABALHO													
	Total		Com CAT Registrada								Sem CAT Registrada		Óbito	
			Total		Motivo									
					Típico		Trajeto		Doença do Trabalho					
	2015	2016	2015	2016	2015	2016	2015	2016	2015	2016	2015	2016	2015	2016
Chapadinha	20	20	6	4	5	2	1	2	–	–	14	16	–	1
Cidelândia	6	6	6	6	5	4	1	2	–	–	–	–	–	–
Codó	42	55	32	40	29	26	2	14	1	–	10	15	–	–
Coelho Neto	161	89	158	86	151	79	7	6	–	1	3	3	–	–
Colinas-MA	1	–	1	–	1	–	–	–	–	–	–	–	–	–
Conceição do Lago-Açu	–	1	–	1	–	1	–	–	–	–	–	–	–	–
Coroatá	6	6	2	1	2	–	–	1	–	–	4	5	–	–
Cururupu	5	4	–	–	–	–	–	–	–	–	5	4	–	–
Davinópolis-MA	16	11	16	11	15	8	1	3	–	–	–	–	–	1
Dom Pedro	3	–	3	–	2	–	1	–	–	–	–	–	–	–
Esperantinópolis	6	2	6	2	5	1	1	1	–	–	–	–	–	–
Estreito	71	75	12	11	10	7	2	4	–	–	59	64	–	–
Formosa da Serra Negra	–	2	–	2	–	2	–	–	–	–	–	–	–	–
Fortaleza dos Nogueiras	–	1	–	1	–	1	–	–	–	–	–	–	–	–
Fortuna	–	1	–	1	–	1	–	–	–	–	–	–	–	1
Godofredo Viana	6	–	6	–	6	–	–	–	–	–	–	–	–	–
Gonçalves Dias	2	1	2	1	2	1	–	–	–	–	–	–	–	–
Governador Archer	–	2	–	2	–	2	–	–	–	–	–	–	–	–
Governador Edison Lobão	17	11	17	11	16	11	1	–	–	–	–	–	–	–
Governador Newton Bello	1	–	1	–	1	–	–	–	–	–	–	–	–	–
Governador Nunes Freire	2	1	–	1	–	–	–	1	–	–	2	–	–	–
Grajaú	56	57	13	17	11	12	1	5	1	–	43	40	–	–
Guimarães	1	–	1	–	1	–	–	–	–	–	–	–	–	–
Icatu	1	1	1	1	1	1	–	–	–	–	–	–	–	–
Igarapé do Meio	–	3	–	3	–	3	–	–	–	–	–	–	–	–
Imperatriz	546	580	312	287	180	145	128	134	4	8	234	293	6	2
Itaipava do Grajaú	–	2	–	2	–	–	–	2	–	–	–	–	–	–
Itapecuru Mirim	17	18	17	18	15	13	2	4	–	1	–	–	1	–
Itinga do Maranhão	7	4	6	4	5	2	1	2	–	–	1	–	–	–
Jatobá-MA	–	1	–	1	–	1	–	–	–	–	–	–	–	–
João Lisboa	7	4	7	4	7	2	–	2	–	–	–	–	–	–
Joselândia	1	–	1	–	1	–	–	–	–	–	–	–	–	–
Lago da Pedra	22	17	4	6	3	6	–	–	1	–	18	11	–	–
Lago Verde	1	2	1	2	1	2	–	–	–	–	–	–	–	–
Lagoa do Mato	–	1	–	1	–	–	–	1	–	–	–	–	–	–
Lago dos Rodrigues	–	1	–	1	–	1	–	–	–	–	–	–	–	–
Lajeado Novo	1	3	1	3	–	3	1	–	–	–	–	–	1	–
Lima Campos	6	1	6	1	6	1	–	–	–	–	–	–	–	–
Loreto	2	–	2	–	1	–	1	–	–	–	–	–	–	–
Magalhães de Almeida	1	–	1	–	1	–	–	–	–	–	–	–	–	–
Maracaçumé	3	–	3	–	2	–	1	–	–	–	–	–	–	–
Maranhãozinho	1	–	1	–	1	–	–	–	–	–	–	–	–	–
Mata Roma	–	1	–	1	–	1	–	–	–	–	–	–	–	–
Matinha	1	–	1	–	1	–	–	–	–	–	–	–	–	–
Matões	–	1	–	1	–	1	–	–	–	–	–	–	–	–
Matões do Norte	2	2	2	2	2	–	–	2	–	–	–	–	–	–
Mirador-MA	–	1	–	1	–	–	–	1	–	–	–	–	–	–
Miranda do Norte	4	8	4	8	3	6	1	2	–	–	–	–	–	–
Mirinzal	–	1	–	1	–	–	–	1	–	–	–	–	–	–
Monção	1	–	1	–	–	–	1	–	–	–	–	–	–	–
Montes Altos	2	1	2	1	1	1	1	–	–	–	–	–	–	–
Nova Olinda do Maranhão	3	–	3	–	1	–	2	–	–	–	–	–	–	–
Olinda Nova do Maranhão	–	1	–	1	–	–	–	1	–	–	–	–	–	–
Paço do Lumiar	44	30	44	30	26	19	17	10	1	1	–	–	–	1
Palmeirândia	1	3	1	3	1	3	–	–	–	–	–	–	–	–
Paraibano	1	2	1	2	1	2	–	–	–	–	–	–	–	–
Parnarama	5	1	5	1	5	–	–	–	–	1	–	–	–	–
Passagem Franca	1	2	1	2	1	1	–	1	–	–	–	–	–	–
Pastos Bons	–	2	–	2	–	1	–	1	–	–	–	–	–	–
Paulino Neves	–	2	–	2	–	2	–	–	–	–	–	–	–	–
Paulo Ramos	1	–	1	–	1	–	–	–	–	–	–	–	–	–
Pedreiras	14	25	4	4	3	3	1	1	–	–	10	21	–	–
Pedro do Rosário	1	–	1	–	1	–	–	–	–	–	–	–	–	–
Penalva	2	2	2	2	2	1	–	1	–	–	–	–	–	–
Peri Mirim	–	1	–	1	–	–	–	1	–	–	–	–	–	–
Peritoró	2	1	2	1	–	1	2	–	–	–	–	–	1	–
Pindaré Mirim	5	6	5	6	4	3	1	3	–	–	–	–	–	–

Capítulo 58 - Estatísticas Municipais

58.1 - Estatísticas municipais de acidentes do trabalho, por situação do registro e motivo - 2015/2016

(continuação)

MUNICÍPIO	ESTATÍSTICAS DE ACIDENTES DO TRABALHO													
	Total		Com CAT Registrada								Sem CAT Registrada		Óbito	
			Total		Motivo									
					Típico		Trajeto		Doença do Trabalho					
	2015	2016	2015	2016	2015	2016	2015	2016	2015	2016	2015	2016	2015	2016
Pinheiro	28	22	8	16	4	7	4	9	–	–	20	6	–	–
Pio XII	–	1	–	1	–	1	–	–	–	–	–	–	–	–
Porto Franco	8	7	8	7	4	6	4	1	–	–	–	–	–	–
Presidente Dutra-MA	33	30	20	8	16	4	3	3	1	1	13	22	–	–
Presidente Juscelino-MA	1	2	1	2	–	2	1	–	–	–	–	–	–	–
Presidente Médici-MA	–	1	–	1	–	1	–	–	–	–	–	–	–	–
Presidente Vargas	–	2	–	2	–	2	–	–	–	–	–	–	–	–
Raposa	3	6	3	6	2	3	1	3	–	–	–	–	–	–
Riachão-MA	2	6	2	6	1	3	1	3	–	–	–	–	–	–
Ribamar Fiquene	8	3	8	3	3	2	1	–	4	1	–	–	–	–
Rosário	8	5	8	5	6	5	2	–	–	–	–	–	–	–
Sambaíba	3	2	3	2	2	2	1	–	–	–	–	–	–	–
Santa Inês-MA	77	78	23	42	14	30	9	12	–	–	54	36	1	–
Santa Luzia-MA	3	6	3	6	2	4	1	2	–	–	–	–	–	–
Santa Luzia do Paruá	48	17	–	–	–	–	–	–	–	–	48	17	–	–
Santa Rita-MA	6	4	6	4	5	1	1	3	–	–	–	–	1	–
Santo Amaro do Maranhão	–	1	–	1	–	–	–	1	–	–	–	–	–	–
Santo Antônio dos Lopes	12	8	12	8	10	8	1	–	1	–	–	–	–	2
São Benedito do Rio Preto	–	2	–	2	–	2	–	–	–	–	–	–	–	–
São Bento-MA	–	1	–	1	–	–	–	1	–	–	–	–	–	–
São Bernardo	1	–	1	–	1	–	–	–	–	–	–	–	1	–
São Félix de Balsas	2	–	2	–	2	–	–	–	–	–	–	–	–	–
São Francisco do Brejão	3	–	3	–	3	–	–	–	–	–	–	–	–	–
São Francisco do Maranhão	1	–	1	–	1	–	–	–	–	–	–	–	–	–
São João Batista-MA	–	1	–	1	–	–	–	1	–	–	–	–	–	–
São João do Caru	–	2	–	2	–	2	–	–	–	–	–	–	–	–
São João do Soter	1	–	1	–	–	–	1	–	–	–	–	–	–	–
São João dos Patos	7	3	7	3	3	3	4	–	–	–	–	–	–	–
São José de Ribamar	150	140	91	98	58	64	32	32	1	2	59	42	–	–
São Luís	2.097	1.852	1.679	1.405	1.297	1.039	319	343	63	23	418	447	14	6
São Luís Gonzaga do Maranhão	–	2	–	2	–	1	–	1	–	–	–	–	–	–
São Mateus do Maranhão	2	1	2	1	1	1	1	–	–	–	–	–	–	1
São Pedro da Água Branca	3	6	3	6	1	6	2	–	–	–	–	–	–	–
São Pedro dos Crentes	–	3	–	3	–	1	–	2	–	–	–	–	–	–
São Raimundo das Mangabeiras	7	1	7	1	7	1	–	–	–	–	–	–	–	–
Senador Alexandre Costa	1	–	1	–	1	–	–	–	–	–	–	–	–	–
Senador La Rocque	–	1	–	1	–	1	–	–	–	–	–	–	–	–
Sítio Novo-MA	4	–	4	–	4	–	–	–	–	–	–	–	–	4
Sucupira do Norte	–	1	–	1	–	–	–	1	–	–	–	–	–	–
Tasso Fragoso	7	10	7	10	6	8	1	2	–	–	–	–	–	1
Timbiras	1	–	1	–	–	–	1	–	–	–	–	–	–	–
Timon	91	97	53	71	31	46	21	25	1	–	38	26	–	–
Trizidela do Vale	1	–	1	–	–	–	1	–	–	–	–	–	1	–
Tufilândia	5	2	5	2	5	1	–	1	–	–	–	–	–	1
Tuntum	1	–	1	–	1	–	–	–	–	–	–	–	–	–
Turiaçu	2	–	2	–	1	–	–	–	1	–	–	–	–	–
Turilândia	–	1	–	1	–	1	–	–	–	–	–	–	–	–
Tutóia	140	147	5	2	5	2	–	–	–	–	135	145	–	–
Urbano Santos	1	17	1	17	1	15	–	2	–	–	–	–	–	1
Vargem Grande	4	2	4	2	2	2	1	–	1	–	–	–	–	–
Viana-MA	63	48	4	2	1	1	3	1	–	–	59	46	–	–
Vila Nova dos Martírios	10	3	10	3	8	3	2	–	–	–	–	–	1	–
Vitória do Mearim	13	6	13	6	10	4	3	2	–	–	–	–	–	–
Vitorino Freire	4	1	4	1	4	–	–	1	–	–	–	–	–	–
Zé Doca	4	3	4	3	3	3	–	–	1	–	–	–	1	–
Ignorado Maranhão	49	38	11	7	4	–	7	7	–	–	38	31	–	–
Piauí	**3.982**	**3.807**	**1.543**	**1.447**	**963**	**855**	**517**	**531**	**63**	**61**	**2.439**	**2.360**	**23**	**13**
Acauã	–	1	–	1	–	1	–	–	–	–	–	–	–	–
Água Branca-PI	5	4	3	3	3	2	–	–	–	1	2	1	–	–
Alto Longá	–	1	–	1	–	1	–	–	–	–	–	–	–	–
Altos	6	9	6	9	2	4	3	5	1	–	–	–	–	–
Alvorada do Gurguéia	1	4	1	4	1	3	–	1	–	–	–	–	–	–
Amarante	2	7	2	7	2	6	–	1	–	–	–	–	–	–
Anísio de Abreu	1	–	1	–	1	–	–	–	–	–	–	–	–	–
Antônio Almeida	2	3	2	3	2	1	–	2	–	–	–	–	–	–
Aroazes	1	–	1	–	–	–	1	–	–	–	–	–	–	–

Capítulo 58 - Estatísticas Municipais

58.1 - Estatísticas municipais de acidentes do trabalho, por situação do registro e motivo - 2015/2016

(continuação)

MUNICÍPIO	ESTATÍSTICAS DE ACIDENTES DO TRABALHO													
	Total		Com CAT Registrada								Sem CAT Registrada		Óbito	
			Total		Motivo									
					Típico		Trajeto		Doença do Trabalho					
	2015	2016	2015	2016	2015	2016	2015	2016	2015	2016	2015	2016	2015	2016
Avelino Lopes	1	–	1	–	1	–	–	–	–	–	–	–	–	–
Baixa Grande do Ribeiro	22	19	22	19	17	18	5	1	–	–	–	–	1	–
Barras	13	9	–	3	–	1	–	1	–	1	13	6	–	–
Barreiras do Piauí	2	1	2	1	1	1	1	–	–	–	–	–	–	1
Barro Duro	2	–	2	–	1	–	1	–	–	–	–	–	–	–
Batalha-PI	3	–	3	–	2	–	1	–	–	–	–	–	1	–
Bela Vista do Piauí	–	1	–	1	–	–	–	1	–	–	–	–	–	–
Belém do Piauí	1	–	1	–	1	–	–	–	–	–	–	–	–	–
Beneditinos	1	–	1	–	–	–	1	–	–	–	–	–	–	–
Bertolínia	2	–	2	–	1	–	1	–	–	–	–	–	–	–
Boa Hora	1	–	1	–	–	–	1	–	–	–	–	–	–	–
Bom Jesus-PI	21	20	21	20	17	11	4	8	–	1	–	–	2	1
Boqueirão do Piauí	–	1	–	1	–	–	–	1	–	–	–	–	–	–
Brejo do Piauí	1	–	1	–	1	–	–	–	–	–	–	–	–	–
Buriti dos Lopes	6	3	6	3	5	1	1	2	–	–	–	–	–	–
Buriti dos Montes	1	–	1	–	1	–	–	–	–	–	–	–	–	–
Cajueiro da Praia	–	1	–	1	–	–	–	1	–	–	–	–	–	–
Caldeirão Grande do Piauí	10	3	10	3	10	3	–	–	–	–	–	–	–	–
Campinas do Piauí	–	1	–	1	–	–	–	1	–	–	–	–	–	–
Campo Largo do Piauí	1	–	1	–	–	–	1	–	–	–	–	–	–	–
Campo Maior	115	96	9	16	4	9	4	6	1	1	106	80	–	–
Canto do Buriti	5	9	5	9	5	5	–	4	–	–	–	–	–	–
Caracol-PI	–	1	–	1	–	–	–	1	–	–	–	–	–	–
Caridade do Piauí	–	1	–	1	–	–	–	–	–	1	–	–	–	–
Castelo do Piauí	1	1	1	1	1	1	–	–	–	–	–	–	–	–
Caxingó	–	1	–	1	–	1	–	–	–	–	–	–	–	–
Cocal	1	–	1	–	1	–	–	–	–	–	–	–	–	–
Colônia do Gurguéia	2	5	2	5	1	5	1	–	–	–	–	–	–	–
Corrente	48	40	3	2	2	1	1	–	–	1	45	38	–	–
Cristino Castro	28	20	–	–	–	–	–	–	–	–	28	20	–	–
Curimatá	25	21	1	1	1	1	–	–	–	–	24	20	–	–
Currais	4	1	4	1	3	1	1	–	–	–	–	–	–	–
Curralinhos	–	2	–	2	–	–	–	2	–	–	–	–	–	–
Curral Novo do Piauí	1	1	1	1	1	1	–	–	–	–	–	–	–	–
Demerval Lobão	2	2	2	2	1	–	1	2	–	–	–	–	–	–
Elesbão Veloso	1	1	1	1	–	1	1	–	–	–	–	–	–	–
Esperantina-PI	3	2	3	2	–	1	3	–	–	1	–	–	–	–
Floriano	105	112	29	22	12	12	14	9	3	1	76	90	–	–
Francinópolis	1	–	1	–	–	–	1	–	–	–	–	–	–	–
Francisco Macedo	2	–	2	–	–	–	2	–	–	–	–	–	–	–
Francisco Santos	–	1	–	1	–	–	–	1	–	–	–	–	–	–
Fronteiras	15	5	15	5	13	3	2	2	–	–	–	–	–	–
Gilbués	1	–	1	–	–	–	1	–	–	–	–	–	–	–
Guadalupe	6	4	6	4	5	3	1	–	–	1	–	–	–	–
Ilha Grande	–	1	–	1	–	1	–	–	–	–	–	–	–	–
Inhuma	1	1	1	1	–	1	1	–	–	–	–	–	1	–
Itainópolis	1	2	1	2	–	1	1	1	–	–	–	–	–	–
Itaueira	8	–	8	–	6	–	–	–	2	–	–	–	–	–
Jacobina do Piauí	1	–	1	–	–	–	1	–	–	–	–	–	–	–
Jaicós	–	2	–	2	–	1	–	1	–	–	–	–	–	–
Jerumenha	–	1	–	1	–	1	–	–	–	–	–	–	–	–
José de Freitas	4	3	4	3	–	–	4	2	–	1	–	–	–	–
Juazeiro do Piauí	–	1	–	1	–	–	–	1	–	–	–	–	–	–
Júlio Borges	1	–	1	–	1	–	–	–	–	–	–	–	1	–
Lagoinha do Piauí	1	1	1	1	1	1	–	–	–	–	–	–	–	–
Lagoa Alegre	–	1	–	1	–	–	–	1	–	–	–	–	–	–
Lagoa do Piauí	–	1	–	1	–	1	–	–	–	–	–	–	–	–
Landri Sales	1	–	1	–	1	–	–	–	–	–	–	–	–	–
Luís Correia	4	5	4	5	2	3	2	2	–	–	–	–	–	–
Luzilândia	19	17	–	4	–	2	–	2	–	–	19	13	–	–
Marcolândia	3	1	3	1	3	1	–	–	–	–	–	–	–	–
Marcos Parente	1	–	1	–	1	–	–	–	–	–	–	–	–	–
Massapê do Piauí	–	1	–	1	–	1	–	–	–	–	–	–	–	1
Matias Olímpio	–	1	–	1	–	1	–	–	–	–	–	–	–	–
Miguel Alves	2	3	2	3	2	3	–	–	–	–	–	–	–	–
Milton Brandão	1	1	1	1	1	1	–	–	–	–	–	–	–	–
Monsenhor Gil	2	3	2	3	2	1	–	1	–	1	–	–	–	–

Capítulo 58 - Estatísticas Municipais

58.1 - Estatísticas municipais de acidentes do trabalho, por situação do registro e motivo - 2015/2016

(continuação)

MUNICÍPIO	ESTATÍSTICAS DE ACIDENTES DO TRABALHO													
	Total		Com CAT Registrada								Sem CAT Registrada		Óbito	
			Total		Motivo									
					Típico		Trajeto		Doença do Trabalho					
	2015	2016	2015	2016	2015	2016	2015	2016	2015	2016	2015	2016	2015	2016
Monte Alegre do Piauí	7	8	7	8	7	8	–	–	–	–	–	–	1	–
Murici dos Portelas	2	–	2	–	–	–	2	–	–	–	–	–	–	–
Nazaré do Piauí	2	1	2	1	2	1	–	–	–	–	–	–	–	–
Oeiras	63	60	7	4	4	3	3	1	–	–	56	56	1	1
Padre Marcos	–	3	–	3	–	1	–	2	–	–	–	–	–	–
Paes Landim	–	1	–	1	–	1	–	–	–	–	–	–	–	–
Palmeira do Piauí	4	1	4	1	3	–	1	1	–	–	–	–	–	–
Palmeirais	1	2	1	2	1	2	–	–	–	–	–	–	–	–
Parnaguá	1	2	1	2	1	2	–	–	–	–	–	–	1	–
Parnaíba	253	207	44	47	30	27	13	20	1	–	209	160	–	–
Passagem Franca do Piauí	–	1	–	1	–	–	–	1	–	–	–	–	–	–
Paulistana	10	5	10	5	7	3	3	2	–	–	–	–	–	1
Pavussu	2	–	2	–	2	–	–	–	–	–	–	–	–	–
Pedro II	–	1	–	1	–	–	–	–	–	1	–	–	–	–
Pedro Laurentino	–	1	–	1	–	–	–	1	–	–	–	–	–	–
Picos	177	133	39	32	19	10	19	20	1	2	138	101	–	2
Pimenteiras	–	1	–	1	–	1	–	–	–	–	–	–	–	–
Pio IX	3	–	3	–	2	–	–	–	1	–	–	–	–	–
Piracuruca	3	14	3	14	2	12	1	2	–	–	–	–	–	1
Piripiri	36	40	4	7	1	4	3	3	–	–	32	33	–	–
Prata do Piauí	–	1	–	1	–	–	–	1	–	–	–	–	–	–
Redenção do Gurguéia	3	2	3	2	–	2	3	–	–	–	–	–	–	–
Regeneração	–	2	–	2	–	2	–	–	–	–	–	–	–	–
Riacho Frio	1	1	1	1	1	1	–	–	–	–	–	–	–	–
Ribeira do Piauí	2	–	2	–	1	–	1	–	–	–	–	–	–	–
Ribeiro Gonçalves	2	3	2	3	1	3	1	–	–	–	–	–	–	–
Santa Cruz do Piauí	–	1	–	1	–	1	–	–	–	–	–	–	–	–
Santa Cruz dos Milagres	1	–	1	–	1	–	–	–	–	–	–	–	–	–
Santa Filomena-PI	15	–	15	–	6	–	9	–	–	–	–	–	–	–
Santo Inácio do Piauí	2	–	2	–	2	–	–	–	–	–	–	–	–	–
São Braz do Piauí	–	1	–	1	–	1	–	–	–	–	–	–	–	–
São Félix do Piauí	1	1	1	1	–	–	–	1	1	–	–	–	–	–
São Francisco de Assis do Pi	1	–	1	–	–	–	1	–	–	–	–	–	–	–
São João do Piauí	3	7	2	4	–	1	2	3	–	–	1	3	–	–
São José do Piauí	1	–	1	–	–	–	1	–	–	–	–	–	–	–
São Lourenço do Piauí	–	1	–	1	–	–	–	1	–	–	–	–	–	–
São Miguel do Fidalgo	2	–	2	–	1	–	1	–	–	–	–	–	–	–
São Raimundo Nonato	47	38	7	3	2	–	3	2	2	1	40	35	–	–
Sebastião Leal	1	2	1	2	1	1	–	1	–	–	–	–	–	–
Sigefredo Pacheco	1	–	1	–	1	–	–	–	–	–	–	–	–	–
Simões	2	8	2	8	2	5	–	3	–	–	–	–	–	–
Simplício Mendes	1	7	1	7	1	5	–	2	–	–	–	–	–	–
Sussuapara	2	–	2	–	1	–	1	–	–	–	–	–	–	–
Teresina	2.636	2.633	1.085	1.025	665	599	370	380	50	46	1.551	1.608	12	4
União	49	32	48	32	42	28	6	4	–	–	1	–	–	–
Uruçuí	13	19	13	19	8	9	5	10	–	–	–	–	2	1
Valença do Piauí	38	26	2	2	1	1	1	1	–	–	36	24	–	–
Várzea Branca	1	–	1	–	1	–	–	–	–	–	–	–	–	–
Vila Nova do Piauí	1	–	1	–	1	–	–	–	–	–	–	–	–	–
Wall Ferraz	–	1	–	1	–	–	–	1	–	–	–	–	–	–
Ignorado Piaui	70	80	8	8	4	3	4	5	–	–	62	72	–	–
Ceará	**11.885**	**11.800**	**9.032**	**9.426**	**6.034**	**6.105**	**2.761**	**3.135**	**237**	**186**	**2.853**	**2.374**	**52**	**60**
Abaiara	1	3	1	3	1	2	–	–	–	1	–	–	–	–
Acarapé	7	13	7	13	3	10	4	3	–	–	–	–	–	–
Acaraú	23	16	8	6	5	2	3	4	–	–	15	10	–	–
Acopiara	8	5	5	5	1	2	4	3	–	–	3	–	–	–
Aiuaba	–	1	–	1	–	1	–	–	–	–	–	–	–	–
Alcântaras	–	1	–	1	–	–	–	1	–	–	–	–	–	–
Altaneira	1	–	1	–	1	–	–	–	–	–	–	–	–	–
Alto Santo	–	2	–	2	–	–	–	2	–	–	–	–	–	–
Amontada	5	4	5	4	3	2	2	2	–	–	–	–	–	–
Antonina do Norte	2	3	2	3	2	2	–	1	–	–	–	–	–	–
Apuiarés	6	7	6	7	2	2	4	5	–	–	–	–	–	–
Aquiraz	136	153	136	153	86	112	47	39	3	2	–	–	1	–
Aracati	128	100	109	75	74	51	29	23	6	1	19	25	1	–
Aracoiaba	3	1	3	1	1	1	2	–	–	–	–	–	–	–

Capítulo 58 - Estatísticas Municipais

58.1 - Estatísticas municipais de acidentes do trabalho, por situação do registro e motivo - 2015/2016

(continuação)

MUNICÍPIO	ESTATÍSTICAS DE ACIDENTES DO TRABALHO													
	Total		Com CAT Registrada								Sem CAT Registrada		Óbito	
			Total		Motivo									
					Típico		Trajeto		Doença do Trabalho					
	2015	2016	2015	2016	2015	2016	2015	2016	2015	2016	2015	2016	2015	2016
Ararendá	1	–	1	–	1	–	–	–	–	–	–	–	–	–
Araripe	10	7	3	1	–	–	3	1	–	–	7	6	–	–
Aratuba	1	–	1	–	–	–	–	–	1	–	–	–	–	–
Arneiroz	–	1	–	1	–	1	–	–	–	–	–	–	–	–
Assaré	13	15	–	1	–	1	–	–	–	–	13	14	–	–
Aurora-CE	12	1	12	1	12	1	–	–	–	–	–	–	–	2
Banabuiú	4	3	4	3	3	3	1	–	–	–	–	–	–	–
Barbalha	113	141	73	90	60	59	13	31	–	–	40	51	1	1
Barreira	–	2	–	2	–	1	–	1	–	–	–	–	–	1
Barro	2	1	2	1	2	1	–	–	–	–	–	–	–	–
Barroquinha	2	1	2	1	1	–	1	1	–	–	–	–	–	–
Baturité	10	10	2	3	1	1	1	1	–	1	8	7	–	–
Beberibe	14	13	14	13	5	9	9	4	–	–	–	–	–	–
Bela Cruz	1	2	1	2	1	2	–	–	–	–	–	–	–	–
Boa Viagem	13	20	4	7	3	5	1	2	–	–	9	13	–	1
Brejo Santo	47	79	43	72	32	59	11	13	–	–	4	7	–	–
Camocim	51	30	8	10	1	8	5	2	2	–	43	20	1	1
Campos Sales	10	11	–	3	–	1	–	2	–	–	10	8	–	–
Canindé	77	78	28	28	20	17	8	11	–	–	49	50	–	1
Capistrano	1	4	1	4	1	–	–	4	–	–	–	–	–	–
Caridade	1	–	1	–	1	–	–	–	–	–	–	–	–	–
Cariré	4	1	4	1	2	–	1	1	1	–	–	–	–	–
Cariríaçu	1	4	1	4	–	1	1	3	–	–	–	–	–	–
Cascavel-CE	119	91	56	47	37	27	19	19	–	1	63	44	2	–
Catunda	2	1	2	1	2	1	–	–	–	–	–	–	–	–
Caucaia	580	484	455	384	329	271	117	111	9	2	125	100	2	5
Cedro-CE	1	1	1	1	1	1	–	–	–	–	–	–	1	–
Chaval	–	1	–	1	–	1	–	–	–	–	–	–	–	–
Choró	–	2	–	2	–	–	–	2	–	–	–	–	–	–
Chorozinho	2	9	2	9	–	8	2	1	–	–	–	–	–	–
Coreaú	20	10	7	1	6	1	1	–	–	–	13	9	–	–
Crateús	44	66	17	40	13	28	4	12	–	–	27	26	–	–
Crato	207	163	84	86	49	54	34	32	1	–	123	77	2	–
Croatá	–	1	–	1	–	–	–	1	–	–	–	–	–	–
Cruz	–	1	–	1	–	–	–	1	–	–	–	–	–	–
Deputado Irapuan Pinheiro	–	1	–	1	–	1	–	–	–	–	–	–	–	–
Ererê	2	1	2	1	1	1	1	–	–	–	–	–	1	–
Eusébio	221	265	221	265	177	192	41	73	3	–	–	–	1	3
Farias Brito	2	2	2	2	2	2	–	–	–	–	–	–	–	–
Forquilha	35	18	10	10	6	4	4	5	–	1	25	8	–	–
Fortaleza	5.454	5.707	4.678	5.101	2.946	3.207	1.568	1.763	164	131	776	606	20	19
Fortim	4	7	4	7	4	4	–	3	–	–	–	–	–	–
Frecheirinha	6	2	6	2	4	1	2	1	–	–	–	–	–	–
Granja	1	2	1	2	1	1	–	1	–	–	–	–	1	–
Groaíras	1	2	1	2	1	–	–	2	–	–	–	–	–	–
Guaiúba	15	7	15	7	3	2	12	4	–	1	–	–	–	–
Guaraciaba do Norte	9	15	1	1	1	1	–	–	–	–	8	14	–	–
Guaramiranga	2	–	2	–	1	–	1	–	–	–	–	–	–	–
Hidrolândia-CE	2	–	2	–	–	–	2	–	–	–	–	–	–	–
Horizonte	228	288	211	251	185	217	25	33	1	1	17	37	1	–
Ibaretama	1	1	1	1	–	–	1	1	–	–	–	–	1	–
Ibiapina	3	5	3	5	2	1	1	4	–	–	–	–	–	–
Icapuí	38	36	38	36	33	31	5	5	–	–	–	–	–	–
Icó	20	19	8	6	5	6	3	–	–	–	12	13	–	1
Iguatu-CE	108	103	63	67	46	47	17	20	–	–	45	36	1	–
Independência-CE	9	4	9	4	9	4	–	–	–	–	–	–	–	–
Ipaporanga	2	–	2	–	2	–	–	–	–	–	–	–	–	–
Ipaumirim	1	–	1	–	1	–	–	–	–	–	–	–	–	–
Ipu	4	1	4	1	3	1	1	–	–	–	–	–	–	–
Ipueiras-CE	3	2	3	2	3	–	–	2	–	–	–	–	–	–
Iracema-CE	1	1	1	1	1	–	–	1	–	–	–	–	–	–
Irauçuba	10	14	8	7	5	3	3	4	–	–	2	7	1	–
Itaiçaba	1	1	1	1	1	–	–	1	–	–	–	–	–	–
Itaitinga	30	24	30	24	19	13	10	11	1	–	–	–	–	–
Itapagé	55	55	36	31	21	19	15	12	–	–	19	24	–	–
Itapipoca	108	78	60	59	36	29	24	30	–	–	48	19	–	–
Itapiúna	–	1	–	1	–	–	–	1	–	–	–	–	–	–

Capítulo 58 - Estatísticas Municipais

58.1 - Estatísticas municipais de acidentes do trabalho, por situação do registro e motivo - 2015/2016

(continuação)

MUNICÍPIO	ESTATÍSTICAS DE ACIDENTES DO TRABALHO													
	Total		Com CAT Registrada								Sem CAT Registrada		Óbito	
			Total		Motivo									
					Típico		Trajeto		Doença do Trabalho					
	2015	2016	2015	2016	2015	2016	2015	2016	2015	2016	2015	2016	2015	2016
Itarema	22	11	22	11	19	10	3	1	–	–	–	–	–	1
Jaguaribara	1	1	1	1	–	1	1	–	–	–	–	–	–	–
Jaguaribe	3	8	3	8	3	6	–	2	–	–	–	–	–	1
Jaguaruana	14	12	14	12	12	8	2	4	–	–	–	–	–	–
Jardim-CE	2	2	2	2	2	–	–	2	–	–	–	–	–	–
Jati	2	6	2	6	2	6	–	–	–	–	–	–	–	–
Jijoca de Jericoacoara	3	7	3	7	–	3	3	4	–	–	–	–	–	–
Juazeiro do Norte	419	452	253	292	137	155	109	132	7	5	166	160	1	3
Jucás	11	4	11	4	7	2	4	2	–	–	–	–	–	–
Lavras da Mangabeira	5	2	5	2	–	1	5	1	–	–	–	–	–	–
Limoeiro do Norte	96	91	96	91	83	76	10	15	3	–	–	–	–	–
Madalena	2	–	2	–	2	–	–	–	–	–	–	–	–	–
Maracanaú	752	725	724	669	541	451	168	207	15	11	28	56	2	3
Maranguape	88	83	77	79	54	40	22	38	1	1	11	4	–	2
Marco	30	26	30	26	23	19	7	7	–	–	–	–	–	–
Martinópole	–	1	–	1	–	–	–	1	–	–	–	–	–	–
Massapê	10	8	10	8	4	5	6	3	–	–	–	–	–	1
Mauriti	3	3	3	3	3	1	–	2	–	–	–	–	–	–
Meruoca	1	4	1	4	–	1	1	3	–	–	–	–	–	–
Milagres-CE	2	5	2	5	1	2	1	3	–	–	–	–	–	–
Milhã	1	1	1	1	–	1	1	–	–	–	–	–	–	–
Miraíma	1	–	1	–	1	–	–	–	–	–	–	–	–	–
Missão Velha	34	10	29	8	26	7	3	1	–	–	5	2	–	–
Mombaça	27	15	2	3	1	2	1	1	–	–	25	12	–	–
Monsenhor Tabosa	1	2	1	2	–	2	1	–	–	–	–	–	–	–
Morada Nova	34	22	34	22	17	11	17	11	–	–	–	–	–	–
Moraújo	2	1	2	1	2	1	–	–	–	–	–	–	–	–
Morrinhos-CE	–	7	–	7	–	3	–	2	–	2	–	–	–	–
Mucambo	–	2	–	2	–	2	–	–	–	–	–	–	–	–
Nova Olinda-CE	8	4	8	4	4	1	4	3	–	–	–	–	–	–
Nova Russas	8	6	8	6	4	1	4	5	–	–	–	–	–	–
Novo Oriente	2	8	2	8	2	6	–	2	–	–	–	–	–	–
Ocara	–	1	–	1	–	–	–	1	–	–	–	–	–	–
Orós	1	3	–	3	–	2	–	1	–	–	1	–	–	–
Pacajus	119	109	70	68	37	42	33	26	–	–	49	41	–	2
Pacatuba-CE	83	65	50	40	34	19	15	20	1	1	33	25	–	–
Pacoti	1	1	1	1	1	–	–	1	–	–	–	–	–	–
Pacujá	2	–	2	–	1	–	1	–	–	–	–	–	–	–
Palhano	2	–	2	–	1	–	1	–	–	–	–	–	–	–
Palmácia	–	2	–	2	–	–	–	2	–	–	–	–	–	1
Paracuru	38	23	29	11	26	7	3	4	–	–	9	12	–	–
Paraipaba	6	8	6	8	5	1	1	7	–	–	–	–	–	–
Parambu	2	3	2	3	1	1	1	–	–	2	–	–	–	–
Paramoti	–	1	–	1	–	1	–	–	–	–	–	–	–	–
Pedra Branca-CE	4	1	4	1	3	1	1	–	–	–	–	–	–	–
Pentecoste	92	83	73	61	33	27	40	34	–	–	19	22	–	–
Pereiro	2	4	2	4	1	2	1	2	–	–	–	–	–	–
Pindoretama	8	8	8	8	7	2	1	6	–	–	–	–	–	1
Piquet Carneiro	1	–	1	–	–	–	1	–	–	–	–	–	–	–
Pires Ferreira	–	1	–	1	–	1	–	–	–	–	–	–	–	–
Porteiras	–	3	–	3	–	2	–	–	–	1	–	–	–	–
Potengi	–	1	–	1	–	–	–	1	–	–	–	–	–	–
Potiretama	–	1	–	1	–	1	–	–	–	–	–	–	–	–
Quiterianópolis	3	1	3	1	3	1	–	–	–	–	–	–	–	–
Quixadá	60	66	31	33	22	20	9	13	–	–	29	33	–	1
Quixelô	–	1	–	1	–	–	–	1	–	–	–	–	–	–
Quixeramobim	39	36	13	12	11	10	2	2	–	–	26	24	–	–
Quixeré	14	32	14	32	9	27	5	5	–	–	–	–	–	1
Redenção-CE	42	29	5	5	4	3	1	2	–	–	37	24	–	–
Russas	117	78	74	41	44	20	28	20	2	1	43	37	1	–
Saboeiro	–	1	–	1	–	–	–	1	–	–	–	–	–	–
Santana do Acaraú	12	14	–	3	–	2	–	1	–	–	12	11	–	–
Santana do Cariri	–	2	–	2	–	1	–	1	–	–	–	–	–	–
Santa Quitéria	33	31	4	1	3	–	1	1	–	–	29	30	–	–
São Benedito	33	19	3	2	1	2	2	–	–	–	30	17	–	–
São Gonçalo do Amarante-CE	275	192	268	186	240	145	24	37	4	4	7	6	3	1
São João do Jaguaribe	2	–	2	–	1	–	1	–	–	–	–	–	–	–

Capítulo 58 - Estatísticas Municipais

58.1 - Estatísticas municipais de acidentes do trabalho, por situação do registro e motivo - 2015/2016

(continuação)

MUNICÍPIO	ESTATÍSTICAS DE ACIDENTES DO TRABALHO													
	Total		Com CAT Registrada								Sem CAT Registrada		Óbito	
			Total		Motivo									
					Típico		Trajeto		Doença do Trabalho					
	2015	2016	2015	2016	2015	2016	2015	2016	2015	2016	2015	2016	2015	2016
São Luís do Curu	6	–	6	–	4	–	2	–	–	–	–	–	–	–
Senador Pompeu	38	49	13	39	7	26	6	13	–	–	25	10	1	–
Sobral	771	686	341	404	235	279	98	112	8	13	430	282	3	6
Solonópole	10	7	10	7	6	3	3	4	1	–	–	–	–	–
Tabuleiro do Norte	8	2	8	2	7	1	1	1	–	–	–	–	3	–
Tamboril	2	2	2	2	1	2	1	–	–	–	–	–	–	–
Tauá	16	15	7	8	5	4	2	4	–	–	9	7	–	–
Tejuçuoca	2	1	2	1	1	1	1	–	–	–	–	–	–	–
Tianguá	17	24	17	24	11	21	6	3	–	–	–	–	–	–
Trairi	13	23	13	23	10	15	3	8	–	–	–	–	–	1
Tururu	–	3	–	3	–	2	–	1	–	–	–	–	–	–
Ubajara	10	22	10	22	9	16	–	5	1	1	–	–	–	–
Umirim	2	2	2	2	1	1	–	–	1	1	–	–	–	–
Uruburetama	24	36	24	36	9	16	15	19	–	1	–	–	–	–
Uruoca	–	4	–	4	–	4	–	–	–	–	–	–	–	–
Varjota	1	–	1	–	–	–	1	–	–	–	–	–	–	–
Várzea Alegre	7	10	7	10	5	8	1	2	1	–	–	–	–	–
Viçosa do Ceará	91	83	5	4	2	3	3	1	–	–	86	79	–	–
Ignorado Ceará	233	257	12	8	2	3	10	5	–	–	221	249	–	–
Rio Grande do Norte	**6.920**	**5.556**	**5.031**	**4.078**	**3.331**	**2.668**	**1.266**	**1.131**	**434**	**279**	**1.889**	**1.478**	**19**	**28**
Acari	2	1	2	1	1	–	1	1	–	–	–	–	–	–
Açu	62	36	38	17	24	13	13	4	1	–	24	19	2	–
Afonso Bezerra	–	3	–	3	–	2	–	1	–	–	–	–	–	–
Alexandria	8	5	1	–	1	–	–	–	–	–	7	5	–	–
Alto do Rodrigues	41	7	41	7	27	5	14	2	–	–	–	–	–	1
Angicos	18	9	–	2	–	2	–	–	–	–	18	7	–	–
Antônio Martins	1	–	1	–	–	–	–	–	1	–	–	–	–	–
Apodi	17	23	7	10	5	10	2	–	–	–	10	13	–	1
Areia Branca-RN	52	42	29	18	25	13	4	5	–	–	23	24	–	–
Arês	31	22	31	22	31	21	–	1	–	–	–	–	–	1
Augusto Severo	2	2	2	2	–	–	2	2	–	–	–	–	–	–
Baía Formosa	57	36	57	36	51	28	5	8	1	–	–	–	1	–
Baraúna-RN	26	23	21	19	16	13	5	6	–	–	5	4	–	–
Barcelona	3	–	3	–	–	–	3	–	–	–	–	–	–	–
Bento Fernandes	1	–	1	–	–	–	1	–	–	–	–	–	–	–
Bodó	2	1	2	1	1	1	1	–	–	–	–	–	–	–
Bom Jesus-RN	3	3	3	3	3	2	–	1	–	–	–	–	–	–
Brejinho-RN	8	–	8	–	4	–	4	–	–	–	–	–	–	–
Caiçara do Rio do Vento	1	–	1	–	1	–	–	–	–	–	–	–	–	–
Caicó	50	49	29	28	20	16	8	12	1	–	21	21	–	–
Campo Redondo	2	1	2	1	1	1	1	–	–	–	–	–	–	–
Canguaretama	44	41	44	41	34	26	10	14	–	1	–	–	–	–
Caraúbas-RN	9	6	5	2	1	1	4	1	–	–	4	4	–	1
Carnaúba dos Dantas	2	5	2	5	1	4	1	1	–	–	–	–	–	–
Carnaubais	7	3	7	3	5	2	2	1	–	–	–	–	–	–
Ceará-Mirim	96	87	37	22	20	12	17	10	–	–	59	65	–	–
Cerro Corá	1	2	1	2	1	–	–	2	–	–	–	–	–	–
Coronel Ezequiel	–	1	–	1	–	–	–	–	–	1	–	–	–	–
Cruzeta	2	–	2	–	2	–	–	–	–	–	–	–	–	–
Currais Novos	34	47	20	21	8	11	12	10	–	–	14	26	1	1
Parnamirim-RN	519	330	398	288	272	187	113	91	13	10	121	42	–	3
Encanto	1	–	1	–	1	–	–	–	–	–	–	–	–	–
Equador	1	1	1	1	1	1	–	–	–	–	–	–	–	–
Espírito Santo	1	3	1	3	1	2	–	1	–	–	–	–	–	–
Extremoz	16	18	16	18	8	11	7	7	1	–	–	–	1	1
Felipe Guerra	4	2	4	2	4	2	–	–	–	–	–	–	–	–
Fernando Pedroza	1	2	1	2	–	1	1	1	–	–	–	–	–	–
Florânia	3	3	3	3	3	1	–	2	–	–	–	–	–	–
Frutuoso Gomes	1	–	1	–	–	–	1	–	–	–	–	–	–	–
Galinhos	6	10	6	10	6	10	–	–	–	–	–	–	–	–
Goianinha	13	17	13	17	5	7	8	9	–	1	–	–	–	–
Governador Dix-Sept Rosado	3	1	3	1	1	1	2	–	–	–	–	–	–	–
Grossos	6	5	6	5	3	5	3	–	–	–	–	–	–	1
Guamaré	40	21	40	21	32	17	7	3	1	1	–	–	–	–
Ipanguaçu	15	17	15	17	12	10	3	7	–	–	–	–	–	–
Itajá-RN	2	1	2	1	2	1	–	–	–	–	–	–	–	1

Capítulo 58 - Estatísticas Municipais

58.1 - Estatísticas municipais de acidentes do trabalho, por situação do registro e motivo - 2015/2016

(continuação)

MUNICÍPIO	ESTATÍSTICAS DE ACIDENTES DO TRABALHO													
	Total		Com CAT Registrada								Sem CAT Registrada		Óbito	
			Total		Motivo									
					Típico		Trajeto		Doença do Trabalho					
	2015	2016	2015	2016	2015	2016	2015	2016	2015	2016	2015	2016	2015	2016
Itaú	–	1	–	1	–	–	–	1	–	–	–	–	–	–
Jaçanã	1	–	1	–	–	–	–	–	1	–	–	–	–	–
Jandaíra-RN	9	6	9	6	9	1	–	5	–	–	–	–	–	–
Janduís	1	–	1	–	1	–	–	–	–	–	–	–	–	–
Januário Cicco	2	1	2	1	2	1	–	–	–	–	–	–	–	–
Jardim de Piranhas	1	–	1	–	–	–	1	–	–	–	–	–	–	–
Jardim do Seridó	29	16	6	3	3	3	3	–	–	–	23	13	–	–
João Câmara	50	32	20	20	16	17	3	3	1	–	30	12	–	1
Jucurutu	5	4	4	3	2	2	1	–	1	1	1	1	1	–
Lagoa d'Anta	1	1	1	1	1	–	–	1	–	–	–	–	–	–
Lagoa de Pedras	2	–	2	–	2	–	–	–	–	–	–	–	–	–
Lagoa de Velhos	–	1	–	1	–	1	–	–	–	–	–	–	–	–
Lagoa Nova	3	7	3	7	2	4	1	2	–	1	–	–	–	–
Lagoa Salgada	1	2	1	2	1	1	–	1	–	–	–	–	–	–
Lajes	4	2	4	2	2	2	2	–	–	–	–	–	–	–
Macaíba	215	213	215	213	180	167	33	46	2	–	–	–	1	2
Macau	59	73	35	24	29	17	6	6	–	1	24	49	–	1
Martins	–	2	–	2	–	1	–	1	–	–	–	–	–	–
Maxaranguape	1	3	1	3	1	1	–	2	–	–	–	–	–	–
Messias Targino	2	–	2	–	–	–	2	–	–	–	–	–	–	–
Montanhas	–	1	–	1	–	1	–	–	–	–	–	–	–	–
Monte Alegre-RN	6	4	6	4	2	2	4	2	–	–	–	–	–	1
Mossoró	593	528	473	423	266	263	204	157	3	3	120	105	1	3
Natal	4.108	3.269	2.986	2.368	1.952	1.528	649	601	385	239	1.122	901	7	5
Nísia Floresta	15	9	15	9	7	4	7	5	1	–	–	–	1	–
Nova Cruz	7	6	7	6	5	4	2	1	–	1	–	–	–	–
Olho-d'Água do Borges	1	–	1	–	1	–	–	–	–	–	–	–	–	–
Ouro Branco-RN	–	2	–	2	–	2	–	–	–	–	–	–	–	–
Paraú	1	1	1	1	1	1	–	–	–	–	–	–	–	–
Parazinho	3	4	3	4	3	3	–	1	–	–	–	–	–	–
Parelhas	21	15	9	11	7	8	2	3	–	–	12	4	–	–
Rio do Fogo	2	2	2	2	2	1	–	1	–	–	–	–	–	–
Passa e Fica	2	1	2	1	2	–	–	1	–	–	–	–	–	–
Patu	16	23	–	–	–	–	–	–	–	–	16	23	–	–
Santa Maria-RN	–	1	–	1	–	–	–	1	–	–	–	–	–	–
Pau dos Ferros	65	13	10	5	5	5	5	–	–	–	55	8	1	–
Pedra Grande	2	8	2	8	2	7	–	1	–	–	–	–	–	1
Pedra Preta-RN	–	1	–	1	–	1	–	–	–	–	–	–	–	–
Pedro Velho	–	1	–	1	–	1	–	–	–	–	–	–	–	–
Pendências	24	12	24	12	22	9	2	3	–	–	–	–	–	–
Poço Branco	1	–	1	–	–	–	1	–	–	–	–	–	–	–
Portalegre	1	–	1	–	–	–	1	–	–	–	–	–	–	–
Porto do Mangue	1	4	1	4	–	1	1	3	–	–	–	–	–	–
Pureza	3	3	3	3	1	2	2	1	–	–	–	–	–	1
Rafael Fernandes	–	1	–	1	–	–	–	1	–	–	–	–	–	–
Rafael Godeiro	–	1	–	1	–	1	–	–	–	–	–	–	–	–
Riachuelo-RN	3	1	3	1	1	1	2	–	–	–	–	–	1	–
Tibau	1	2	1	2	–	–	1	2	–	–	–	–	–	–
Santa Cruz-RN	59	51	15	25	12	24	3	1	–	–	44	26	–	–
Santana do Matos	–	1	–	1	–	–	–	1	–	–	–	–	–	–
Santana do Seridó	1	1	1	1	–	1	–	–	1	–	–	–	–	–
Santo Antônio	21	16	5	2	3	2	2	–	–	–	16	14	–	–
São Bento do Norte	2	5	2	5	2	5	–	–	–	–	–	–	–	–
São Bento do Trairí	1	–	1	–	1	–	–	–	–	–	–	–	–	–
São Fernando	1	–	1	–	–	–	1	–	–	–	–	–	–	–
São Francisco do Oeste	2	–	2	–	1	–	1	–	–	–	–	–	–	–
São Gonçalo do Amarante-RN	140	102	140	102	95	55	31	28	14	19	–	–	1	1
São José de Mipibu	38	61	38	61	25	45	13	16	–	–	–	–	–	1
São José do Campestre	–	1	–	1	–	1	–	–	–	–	–	–	–	–
São José do Seridó	–	1	–	1	–	–	–	1	–	–	–	–	–	–
São Miguel	2	3	2	3	1	–	1	3	–	–	–	–	–	–
São Miguel de Touros	1	1	1	1	1	–	–	1	–	–	–	–	–	–
São Paulo do Potengi	2	4	2	4	2	1	–	3	–	–	–	–	–	–
São Pedro-RN	1	–	1	–	–	–	1	–	–	–	–	–	–	–
São Tomé-RN	2	2	2	2	–	1	1	1	1	–	–	–	–	–
São Vicente-RN	2	1	2	1	1	1	1	–	–	–	–	–	–	–
Senador Elói de Souza	1	–	1	–	–	–	1	–	–	–	–	–	–	–

Capítulo 58 - Estatísticas Municipais

58.1 - Estatísticas municipais de acidentes do trabalho, por situação do registro e motivo - 2015/2016

(continuação)

MUNICÍPIO	ESTATÍSTICAS DE ACIDENTES DO TRABALHO													
	Total		Com CAT Registrada								Sem CAT Registrada		Óbito	
			Total		Motivo									
					Típico		Trajeto		Doença do Trabalho					
	2015	2016	2015	2016	2015	2016	2015	2016	2015	2016	2015	2016	2015	2016
Serra de São Bento	–	2	–	2	–	1	–	1	–	–	–	–	–	–
Serra do Mel	3	7	3	7	2	5	1	2	–	–	–	–	–	–
Serra Negra do Norte	1	–	1	–	1	–	–	–	–	–	–	–	–	–
Serrinha-RN	6	2	6	2	3	2	3	–	–	–	–	–	–	–
Severiano Melo	–	1	–	1	–	1	–	–	–	–	–	–	–	–
Sítio Novo-RN	1	–	1	–	–	–	1	–	–	–	–	–	–	–
Taboleiro Grande	1	–	1	–	–	–	1	–	–	–	–	–	–	–
Taipu	2	4	2	4	1	3	1	1	–	–	–	–	–	–
Tangará-RN	8	3	8	3	1	3	2	–	5	–	–	–	–	–
Tenente Laurentino Cruz	1	–	1	–	1	–	–	–	–	–	–	–	–	–
Tibau do Sul	6	10	6	10	2	3	4	7	–	–	–	–	–	–
Touros	19	55	6	9	5	6	1	3	–	–	13	46	–	–
Triunfo Potiguar	2	1	2	1	1	1	1	–	–	–	–	–	–	–
Umarizal	–	1	–	1	–	–	–	1	–	–	–	–	–	–
Upanema	1	5	1	5	1	5	–	–	–	–	–	–	–	–
Várzea-RN	1	1	1	1	1	–	–	1	–	–	–	–	–	–
Vera Cruz-RN	1	–	1	–	1	–	–	–	–	–	–	–	–	–
Vila Flor	1	–	1	–	–	–	1	–	–	–	–	–	–	–
Ignorado RG Norte	114	51	7	5	3	–	4	5	–	–	107	46	–	–
Paraíba	**4.295**	**4.063**	**2.848**	**2.728**	**1.885**	**1.695**	**728**	**840**	**235**	**193**	**1.447**	**1.335**	**25**	**19**
Alagoa Grande	10	12	2	3	2	2	–	1	–	–	8	9	–	–
Alagoa Nova	10	7	10	7	9	6	1	1	–	–	–	–	–	–
Alagoinha-PB	–	1	–	1	–	–	–	1	–	–	–	–	–	–
Alcantil	–	2	–	2	–	2	–	–	–	–	–	–	–	–
Algodão de Jandaíra	–	1	–	1	–	–	–	1	–	–	–	–	–	–
Alhandra	71	41	71	41	65	34	6	7	–	–	–	–	–	–
São João do Rio do Peixe	–	3	–	3	–	3	–	–	–	–	–	–	–	–
Aparecida-PB	1	–	1	–	–	–	1	–	–	–	–	–	1	–
Araçagi	2	3	2	3	–	2	2	1	–	–	–	–	–	–
Arara	1	1	1	1	1	–	–	1	–	–	–	–	1	–
Areia	3	–	3	–	3	–	–	–	–	–	–	–	–	–
Areial	1	–	1	–	–	–	1	–	–	–	–	–	–	–
Aroeiras	3	1	3	1	2	1	1	–	–	–	–	–	–	–
Assunção	–	1	–	1	–	1	–	–	–	–	–	–	–	–
Baía da Traição	2	3	2	3	1	2	1	1	–	–	–	–	–	–
Bananeiras	2	10	1	4	1	2	–	2	–	–	1	6	–	–
Barra de Santana	–	2	–	2	–	1	–	1	–	–	–	–	–	–
Bayeux	156	132	61	50	37	26	19	19	5	5	95	82	–	–
Belém-PB	1	1	1	1	–	1	1	–	–	–	–	–	–	–
Belém do Brejo do Cruz	4	–	4	–	2	–	1	–	1	–	–	–	–	–
Boa Ventura	1	–	1	–	–	–	1	–	–	–	–	–	–	–
Boa Vista-PB	4	1	4	1	3	1	1	–	–	–	–	–	–	–
Bom Jesus-PB	1	–	1	–	1	–	–	–	–	–	–	–	–	–
Bom Sucesso-PB	–	1	–	1	–	1	–	–	–	–	–	–	–	–
Boqueirão	1	3	1	3	–	3	–	–	1	–	–	–	–	–
Borborema-PB	1	1	1	1	1	1	–	–	–	–	–	–	–	–
Brejo do Cruz	1	1	1	1	1	–	–	1	–	–	–	–	–	–
Caaporã	34	20	34	20	26	18	8	2	–	–	–	–	–	–
Cabaceiras	1	3	1	3	1	–	–	3	–	–	–	–	–	–
Cabedelo	147	129	113	105	90	85	20	18	3	2	34	24	1	1
Cachoeira dos Índios	1	–	1	–	–	–	1	–	–	–	–	–	–	–
Cacimba de Dentro	–	1	–	1	–	1	–	–	–	–	–	–	–	–
Cacimbas	1	–	1	–	1	–	–	–	–	–	–	–	–	–
Cajazeiras	48	46	17	14	8	6	9	7	–	1	31	32	–	–
Caldas Brandão	2	2	2	2	2	–	–	2	–	–	–	–	–	–
Campina Grande	951	812	708	612	405	320	185	198	118	94	243	200	5	3
Catingueira	–	1	–	1	–	–	–	1	–	–	–	–	–	–
Catolé do Rocha	32	36	2	4	1	2	1	2	–	–	30	32	–	–
Caturité	1	–	1	–	1	–	–	–	–	–	–	–	–	–
Condado-PB	2	–	2	–	2	–	–	–	–	–	–	–	–	–
Conde-PB	57	62	57	62	52	48	3	10	2	4	–	–	–	–
Congo	–	1	–	1	–	–	–	1	–	–	–	–	–	–
Coremas	2	2	2	2	2	2	–	–	–	–	–	–	–	–
Cruz do Espírito Santo	5	8	5	8	2	5	3	3	–	–	–	–	–	–
Cubati	–	1	–	1	–	–	–	1	–	–	–	–	–	–
Cuité	18	17	–	–	–	–	–	–	–	–	18	17	–	–

Capítulo 58 - Estatísticas Municipais

58.1 - Estatísticas municipais de acidentes do trabalho, por situação do registro e motivo - 2015/2016

(continuação)

MUNICÍPIO	ESTATÍSTICAS DE ACIDENTES DO TRABALHO													
	Total		Com CAT Registrada								Sem CAT Registrada		Óbito	
			Total		Motivo									
					Típico		Trajeto		Doença do Trabalho					
	2015	2016	2015	2016	2015	2016	2015	2016	2015	2016	2015	2016	2015	2016
Cuitegi	–	2	–	2	–	–	–	2	–	–	–	–	–	–
Cuité de Mamanguape	–	2	–	2	–	2	–	–	–	–	–	–	–	–
Curral de Cima	–	1	–	1	–	1	–	–	–	–	–	–	–	–
Desterro	–	1	–	1	–	–	–	1	–	–	–	–	–	–
Dona Inês	1	–	1	–	1	–	–	–	–	–	–	–	–	–
Esperança	31	31	3	3	2	1	1	1	–	1	28	28	–	–
Fagundes	3	2	3	2	1	1	2	1	–	–	–	–	–	–
Gado Bravo	–	1	–	1	–	1	–	–	–	–	–	–	–	–
Guarabira	78	68	31	26	18	14	12	10	1	2	47	42	–	–
Gurinhém	–	1	–	1	–	–	–	1	–	–	–	–	–	–
Gurjão	–	1	–	1	–	1	–	–	–	–	–	–	–	–
Ibiara	–	2	–	2	–	2	–	–	–	–	–	–	–	–
Imaculada	–	1	–	1	–	–	–	1	–	–	–	–	–	–
Ingá	7	3	7	3	3	2	4	1	–	–	–	–	–	–
Itabaiana-PB	17	5	1	2	1	1	–	1	–	–	16	3	–	–
Itaporanga-PB	6	7	4	6	2	2	2	2	–	2	2	1	–	–
Itapororoca	2	1	2	1	1	–	–	1	1	–	–	–	–	–
Itatuba	1	2	1	2	–	2	1	–	–	–	–	–	–	–
Jacaraú	6	1	6	1	6	1	–	–	–	–	–	–	–	–
Jericó	1	1	1	1	1	1	–	–	–	–	–	–	–	–
João Pessoa	1.711	1.778	1.156	1.229	747	775	338	399	71	55	555	549	11	9
Juarez Távora	2	2	2	2	2	1	–	1	–	–	–	–	–	–
Juazeirinho	3	2	3	2	1	2	2	–	–	–	–	–	–	–
Junco do Seridó	–	1	–	1	–	–	–	1	–	–	–	–	–	–
Juripiranga	1	–	1	–	–	–	1	–	–	–	–	–	–	–
Lagoa Seca	8	1	8	1	3	–	3	1	2	–	–	–	–	–
Logradouro	–	1	–	1	–	1	–	–	–	–	–	–	–	–
Lucena	32	39	32	39	31	35	1	1	–	3	–	–	–	–
Malta	2	–	2	–	2	–	–	–	–	–	–	–	–	–
Mamanguape	21	18	21	18	14	11	7	7	–	–	–	–	–	–
Manaíra	1	1	1	1	–	–	1	1	–	–	–	–	–	–
Marcação	2	3	2	3	2	2	–	1	–	–	–	–	–	–
Mari	8	2	3	1	3	1	–	–	–	–	5	1	–	–
Marizópolis	–	1	–	1	–	1	–	–	–	–	–	–	–	–
Massaranduba-PB	3	3	3	3	3	1	–	1	–	1	–	–	–	–
Mataraca	11	11	11	11	9	9	2	2	–	–	–	–	–	1
Mato Grosso	–	1	–	1	–	1	–	–	–	–	–	–	–	–
Maturéia	1	–	1	–	1	–	–	–	–	–	–	–	–	–
Mogeiro	1	3	1	3	1	1	–	2	–	–	–	–	–	–
Montadas	3	1	3	1	2	–	1	1	–	–	–	–	1	–
Monteiro	7	17	4	7	4	2	–	2	–	3	3	10	–	–
Mulungu-PB	1	1	1	1	–	1	1	–	–	–	–	–	–	–
Nova Floresta	–	1	–	1	–	–	–	1	–	–	–	–	–	–
Nova Olinda-PB	1	–	1	–	1	–	–	–	–	–	–	–	–	–
Nova Palmeira	–	1	–	1	–	1	–	–	–	–	–	–	–	–
Olho d'Água	1	–	1	–	1	–	–	–	–	–	–	–	–	–
Olivedos	–	1	–	1	–	1	–	–	–	–	–	–	–	–
Patos	96	66	72	49	42	21	25	28	5	–	24	17	–	1
Paulista-PB	–	2	–	2	–	1	–	1	–	–	–	–	–	–
Pedra Lavrada	–	1	–	1	–	1	–	–	–	–	–	–	–	–
Pedras de Fogo	47	61	30	53	26	44	2	9	2	–	17	8	–	–
Piancó	1	1	1	1	–	1	1	–	–	–	–	–	–	–
Picuí	2	3	2	3	2	2	–	1	–	–	–	–	–	1
Pilar-PB	2	1	2	1	1	1	1	–	–	–	–	–	–	–
Pilões-PB	1	–	1	–	–	–	1	–	–	–	–	–	–	–
Pirpirituba	2	–	2	–	2	–	–	–	–	–	–	–	–	–
Pitimbu	15	6	15	6	14	6	1	–	–	–	–	–	–	–
Pocinhos	2	3	2	3	1	1	–	2	1	–	–	–	–	–
Poço Dantas	2	–	2	–	2	–	–	–	–	–	–	–	–	–
Pombal	37	19	2	4	2	2	–	2	–	–	35	15	–	–
Princesa Isabel	5	–	2	–	1	–	–	–	1	–	3	–	–	–
Puxinanã	5	2	5	2	2	2	3	–	–	–	–	–	–	–
Queimadas-PB	15	11	15	11	9	5	6	4	–	2	–	–	–	–
Quixabá-PB	1	1	1	1	–	–	1	1	–	–	–	–	–	–
Remígio	2	1	2	1	1	1	–	–	1	–	–	–	–	–
Riachão-PB	1	1	1	1	1	–	–	1	–	–	–	–	–	–
Riachão do Bacamarte	0	1	0	1	0	1	0	0	0	0	0	0	0	0

Capítulo 58 - Estatísticas Municipais

58.1 - Estatísticas municipais de acidentes do trabalho, por situação do registro e motivo - 2015/2016

(continuação)

MUNICÍPIO	ESTATÍSTICAS DE ACIDENTES DO TRABALHO													
	Total		Com CAT Registrada								Sem CAT Registrada		Óbito	
			Total		Motivo									
					Típico		Trajeto		Doença do Trabalho					
	2015	2016	2015	2016	2015	2016	2015	2016	2015	2016	2015	2016	2015	2016
Rio Tinto	39	30	16	14	12	14	3	–	1	–	23	16	–	–
Salgadinho-PB	1	–	1	–	1	–	–	–	–	–	–	–	–	–
Salgado de São Félix	–	3	–	3	–	3	–	–	–	–	–	–	–	–
Santa Cecília-PB	1	–	1	–	–	–	1	–	–	–	–	–	–	–
Santa Cruz-PB	3	–	3	–	3	–	–	–	–	–	–	–	–	–
Santa Helena-PB	–	1	–	1	–	1	–	–	–	–	–	–	–	–
Santa Luzia-PB	10	15	1	5	1	5	–	–	–	–	9	10	–	–
Santana de Mangueira	–	1	–	1	–	1	–	–	–	–	–	–	–	–
Santa Rita-PB	237	250	144	144	102	87	27	41	15	16	93	106	2	1
Santa Teresinha-PB	–	1	–	1	–	–	–	1	–	–	–	–	–	–
São Bento-PB	8	4	2	2	2	1	–	1	–	–	6	2	–	–
São Bentinho	1	1	1	1	1	1	–	–	–	–	–	–	–	–
São José de Espinharas	–	1	–	1	–	–	–	1	–	–	–	–	–	–
São José de Piranhas	24	9	24	9	22	8	2	1	–	–	–	–	–	–
São José do Bonfim	1	1	1	1	1	1	–	–	–	–	–	–	–	–
São José dos Cordeiros	1	–	1	–	–	–	1	–	–	–	–	–	–	–
São Mamede	3	1	3	1	3	1	–	–	–	–	–	–	–	–
São Miguel de Taipu	–	2	–	2	–	2	–	–	–	–	–	–	–	–
Sapé	32	25	11	14	8	7	2	6	1	1	21	11	–	–
Serra Branca	1	–	1	–	1	–	–	–	–	–	–	–	–	–
Serra da Raiz	–	1	–	1	–	1	–	–	–	–	–	–	–	–
Serra Redonda	2	–	2	–	1	–	–	–	1	–	–	–	–	–
Serraria	1	1	1	1	1	1	–	–	–	–	–	–	–	–
Sertãozinho-PB	–	1	–	1	–	1	–	–	–	–	–	–	–	–
Sobrado	1	–	1	–	1	–	–	–	–	–	–	–	–	–
Solânea	9	6	4	1	3	–	1	1	–	–	5	5	–	–
Soledade-PB	1	1	1	1	–	–	1	–	–	1	–	–	–	–
Sossego	1	–	1	–	1	–	–	–	–	–	–	–	–	–
Sousa	34	36	20	11	17	6	1	5	2	–	14	25	3	1
Sumé	1	3	1	3	–	2	1	1	–	–	–	–	–	–
Campo de Santana	2	–	2	–	2	–	–	–	–	–	–	–	–	–
Taperoá-PB	5	6	5	6	4	4	1	2	–	–	–	–	–	–
Teixeira	2	4	2	4	2	2	–	2	–	–	–	–	–	1
Umbuzeiro	2	–	2	–	2	–	–	–	–	–	–	–	–	–
Várzea-PB	1	1	1	1	1	1	–	–	–	–	–	–	–	–
Zabelê	–	1	–	1	–	1	–	–	–	–	–	–	–	–
Ignorado Paraiba	84	86	3	2	2	1	1	1	–	–	81	84	–	–
Pernambuco	**16.908**	**15.518**	**11.957**	**10.919**	**8.418**	**7.452**	**2.744**	**2.726**	**795**	**741**	**4.951**	**4.599**	**58**	**54**
Abreu e Lima	165	125	165	125	115	97	40	24	10	4	–	–	1	1
Afogados da Ingazeira	113	126	6	12	5	7	1	4	–	1	107	114	–	–
Afrânio	3	3	3	3	3	2	–	1	–	–	–	–	–	–
Agrestina	5	3	5	3	2	–	3	3	–	–	–	–	1	–
Água Preta	9	3	9	3	7	–	2	3	–	–	–	–	–	–
Águas Belas	3	5	1	–	1	–	–	–	–	–	2	5	–	–
Alagoinha-PE	–	2	–	2	–	1	–	1	–	–	–	–	–	–
Aliança	10	20	10	20	7	14	3	6	–	–	–	–	–	–
Amaraji	8	20	8	20	5	13	3	7	–	–	–	–	–	–
Angelim	5	4	5	4	4	2	1	2	–	–	–	–	–	–
Araçoiaba	10	1	10	1	6	–	4	1	–	–	–	–	–	–
Araripina	64	56	33	14	22	8	9	6	2	–	31	42	–	–
Arcoverde	64	47	43	24	23	19	17	4	3	1	21	23	–	–
Barra de Guabiraba	9	8	9	8	9	7	–	1	–	–	–	–	–	–
Barreiros	10	20	10	20	7	10	3	6	–	4	–	–	–	–
Belém de Maria	2	–	2	–	2	–	–	–	–	–	–	–	–	–
Belém de São Francisco	14	9	14	9	10	8	4	1	–	–	–	–	1	–
Belo Jardim	136	110	80	62	56	40	8	16	16	6	56	48	1	2
Betânia	–	2	–	2	–	–	–	2	–	–	–	–	–	–
Bezerros	90	124	38	36	26	24	10	11	2	1	52	88	–	–
Bodocó	4	1	4	1	3	1	1	–	–	–	–	–	–	–
Bom Conselho	15	14	7	3	4	3	3	–	–	–	8	11	–	–
Bom Jardim-PE	4	3	4	3	2	1	1	2	1	–	–	–	–	–
Bonito-PE	8	5	8	5	7	4	1	–	–	1	–	–	–	–
Brejão	1	1	1	1	1	1	–	–	–	–	–	–	–	–
Brejinho-PE	4	2	4	2	4	1	–	1	–	–	–	–	–	–
Brejo da Madre de Deus	–	5	–	5	–	2	–	3	–	–	–	–	–	–
Buenos Aires	12	10	12	10	10	7	2	3	–	–	–	–	–	–

Capítulo 58 - Estatísticas Municipais

58.1 - Estatísticas municipais de acidentes do trabalho, por situação do registro e motivo - 2015/2016

(continuação)

MUNICÍPIO	ESTATÍSTICAS DE ACIDENTES DO TRABALHO													
	Total		Com CAT Registrada								Sem CAT Registrada		Óbito	
			Total		Motivo									
					Típico		Trajeto		Doença do Trabalho					
	2015	2016	2015	2016	2015	2016	2015	2016	2015	2016	2015	2016	2015	2016
Buíque	2	13	2	13	1	4	1	9	–	–	–	–	1	–
Cabo de Santo Agostinho	733	629	589	527	466	380	86	92	37	55	144	102	3	2
Cabrobó	14	20	6	2	6	2	–	–	–	–	8	18	–	–
Cachoeirinha-PE	1	1	1	1	1	1	–	–	–	–	–	–	–	–
Caetés	25	8	14	3	5	1	9	2	–	–	11	5	1	–
Calçado	1	1	1	1	1	–	–	1	–	–	–	–	–	–
Calumbi	4	–	4	–	3	–	1	–	–	–	–	–	1	–
Camaragibe	100	99	100	99	64	53	30	44	6	2	–	–	–	–
Camocim de São Félix	–	4	–	4	–	3	–	1	–	–	–	–	–	–
Camutanga	23	40	23	40	22	38	1	2	–	–	–	–	–	1
Canhotinho	17	16	1	1	1	1	–	–	–	–	16	15	–	–
Capoeiras	2	–	2	–	2	–	–	–	–	–	–	–	–	–
Carnaíba	4	2	4	2	2	1	2	1	–	–	–	–	–	–
Carpina	55	181	40	42	28	27	12	13	–	2	15	139	1	–
Caruaru	780	785	349	333	195	197	96	99	58	37	431	452	–	4
Catende	4	4	4	4	2	3	2	1	–	–	–	–	–	–
Cedro-PE	–	1	–	1	–	–	–	1	–	–	–	–	–	–
Chã de Alegria	5	1	5	1	4	1	1	–	–	–	–	–	–	–
Chã Grande	1	–	1	–	1	–	–	–	–	–	–	–	–	–
Condado-PE	12	16	12	16	8	13	4	3	–	–	–	–	–	–
Correntes	1	–	1	–	1	–	–	–	–	–	–	–	–	–
Cortês	17	14	17	14	14	13	3	1	–	–	–	–	–	–
Cupira	10	18	3	5	2	2	1	3	–	–	7	13	–	–
Custódia	12	7	12	7	11	5	1	2	–	–	–	–	–	1
Dormentes	8	14	8	14	6	12	2	2	–	–	–	–	–	–
Escada	210	151	134	119	118	107	16	11	–	1	76	32	1	3
Exu	10	1	1	1	–	–	1	1	–	–	9	–	–	–
Feira Nova-PE	1	5	1	5	1	5	–	–	–	–	–	–	–	–
Fernando de Noronha	7	4	7	4	5	2	1	–	1	2	–	–	–	–
Ferreiros	10	4	10	4	7	2	3	2	–	–	–	–	–	–
Flores	8	22	2	4	2	4	–	–	–	–	6	18	–	1
Floresta-PE	24	15	12	5	9	3	3	2	–	–	12	10	2	–
Frei Miguelinho	–	1	–	1	–	–	–	1	–	–	–	–	–	–
Gameleira	6	22	6	22	4	17	2	5	–	–	–	–	–	–
Garanhuns	178	140	94	87	58	57	33	25	3	5	84	53	1	–
Glória do Goitá	33	40	33	40	25	29	7	9	1	2	–	–	–	–
Goiana	663	631	579	461	533	364	40	54	6	43	84	170	–	4
Gravatá	93	104	26	32	11	23	13	6	2	3	67	72	–	–
Iati	–	3	–	3	–	1	–	2	–	–	–	–	–	–
Ibimirim	–	5	–	5	–	3	–	2	–	–	–	–	–	–
Igarassu	143	126	143	126	108	94	28	27	7	5	–	–	2	1
Iguaraci	1	1	1	1	1	1	–	–	–	–	–	–	–	–
Inajá-PE	2	2	2	2	1	2	1	–	–	–	–	–	1	–
Ingazeira	1	–	1	–	–	–	1	–	–	–	–	–	–	–
Ipojuca	688	508	688	508	583	444	42	27	63	37	–	–	1	3
Ipubi	7	16	5	8	5	4	–	3	–	1	2	8	–	–
Itaíba	–	2	–	2	–	1	–	1	–	–	–	–	–	–
Itamaracá	5	7	5	7	1	3	3	4	1	–	–	–	–	–
Itambé-PE	25	24	25	24	23	21	2	3	–	–	–	–	1	1
Itapetim	–	1	–	1	–	1	–	–	–	–	–	–	–	–
Itapissuma	58	56	58	56	39	40	13	11	6	5	–	–	2	–
Itaquitinga	28	16	28	16	27	13	1	3	–	–	–	–	–	–
Jaboatão dos Guararapes	1.266	1.168	1.076	977	660	608	313	250	103	119	190	191	4	2
Jaqueira	6	4	6	4	5	3	1	1	–	–	–	–	–	–
Jatobá-PE	–	1	–	1	–	1	–	–	–	–	–	–	–	–
João Alfredo	2	2	2	2	–	–	–	–	2	2	–	–	–	–
Joaquim Nabuco	9	5	9	5	7	4	2	1	–	–	–	–	1	–
Jucati	–	1	–	1	–	–	–	1	–	–	–	–	–	–
Jupi	1	2	1	2	–	2	1	–	–	–	–	–	–	–
Jurema-PE	1	–	1	–	1	–	–	–	–	–	–	–	–	–
Lagoa do Carro	1	5	1	5	1	2	–	3	–	–	–	–	–	–
Lagoa do Itaenga	4	4	4	4	3	2	1	2	–	–	–	–	–	–
Lagoa do Ouro	–	2	–	2	–	–	–	2	–	–	–	–	–	–
Lagoa dos Gatos	1	–	1	–	–	–	1	–	–	–	–	–	–	–
Lagoa Grande-PE	21	28	21	28	18	26	3	2	–	–	–	–	–	–
Lajedo	6	6	6	6	3	3	2	3	1	–	–	–	–	–
Limoeiro	156	63	8	15	4	8	3	7	1	–	148	48	–	–

Capítulo 58 - Estatísticas Municipais

58.1 - Estatísticas municipais de acidentes do trabalho, por situação do registro e motivo - 2015/2016

(continuação)

MUNICÍPIO	ESTATÍSTICAS DE ACIDENTES DO TRABALHO													
	Total		Com CAT Registrada								Sem CAT Registrada		Óbito	
			Total		Motivo									
					Típico		Trajeto		Doença do Trabalho					
	2015	2016	2015	2016	2015	2016	2015	2016	2015	2016	2015	2016	2015	2016
Macaparana	2	3	2	3	2	3	–	–	–	–	–	–	–	–
Machados	–	2	–	2	–	1	–	1	–	–	–	–	–	–
Maraial	2	–	2	–	1	–	1	–	–	–	–	–	–	–
Mirandiba	–	1	–	1	–	–	–	1	–	–	–	–	–	–
Moreno	116	100	60	36	40	26	20	10	–	–	56	64	–	–
Nazaré da Mata	60	58	20	16	17	14	3	1	–	1	40	42	–	–
Olinda	647	596	510	468	300	253	179	178	31	37	137	128	1	–
Orobó	1	1	1	1	–	1	1	–	–	–	–	–	–	–
Orocó	1	–	1	–	1	–	–	–	–	–	–	–	–	–
Ouricuri	103	41	16	10	6	9	8	1	2	–	87	31	–	–
Palmares	41	45	33	31	20	18	10	12	3	1	8	14	–	–
Palmeirina	4	1	4	–	3	–	1	–	–	–	–	1	–	–
Panelas	1	3	1	3	–	2	1	1	–	–	–	–	–	–
Paranatama	10	5	10	5	9	2	1	3	–	–	–	–	–	2
Parnamirim-PE	3	1	3	1	2	1	1	–	–	–	–	–	–	–
Passira	4	1	4	1	–	–	4	1	–	–	–	–	–	1
Paudalho	30	21	30	21	17	11	13	10	–	–	–	–	–	1
Paulista-PE	595	532	391	393	282	264	98	115	11	14	204	139	–	–
Pedra	4	3	4	3	4	3	–	–	–	–	–	–	–	–
Pesqueira	46	85	16	15	11	10	4	3	1	2	30	70	1	–
Petrolândia-PE	19	8	8	6	6	5	2	1	–	–	11	2	–	–
Petrolina	860	958	567	639	421	449	123	174	23	16	293	319	4	3
Poção	1	–	1	–	1	–	–	–	–	–	–	–	–	–
Pombos	11	7	11	7	8	4	3	3	–	–	–	–	–	–
Primavera-PE	19	11	19	11	18	8	1	3	–	–	–	–	–	–
Quipapá	–	1	–	1	–	1	–	–	–	–	–	–	–	–
Recife	6281	5593	4456	4162	2926	2721	1162	1128	368	313	1825	1431	12	10
Riacho das Almas	3	4	3	4	2	1	1	2	–	1	–	–	–	–
Ribeirão	21	40	10	30	8	27	2	3	–	–	11	10	–	–
Rio Formoso	280	219	280	219	265	203	15	16	–	–	–	–	1	–
Sairé	3	2	3	2	2	1	1	1	–	–	–	–	–	–
Salgadinho-PE	2	–	2	–	2	–	–	–	–	–	–	–	–	–
Salgueiro	81	64	27	25	16	12	11	12	–	1	54	39	2	1
Saloá	–	1	–	1	–	–	–	1	–	–	–	–	–	–
Sanharó	1	1	1	1	1	–	–	1	–	–	–	–	–	1
Santa Cruz-PE	2	2	2	2	–	2	2	–	–	–	–	–	–	–
Santa Cruz da Baixa Verde	2	–	2	–	1	–	1	–	–	–	–	–	–	–
Santa Cruz do Capibaribe	18	20	18	20	7	6	8	10	3	4	–	–	1	–
Santa Filomena-PE	1	1	1	1	1	–	–	1	–	–	–	–	1	–
Santa Maria da Boa Vista	2	6	2	6	–	2	2	2	–	2	–	–	–	–
Santa Maria do Cambucá	2	–	2	–	1	–	1	–	–	–	–	–	–	–
Santa Terezinha-PE	4	1	4	1	4	1	–	–	–	–	–	–	–	–
São Bento do Una	11	17	11	17	6	7	4	9	1	1	–	–	–	–
São Caitano	5	4	5	4	4	2	1	2	–	–	–	–	–	–
São João-PE	17	18	–	2	–	–	–	2	–	–	17	16	–	–
São Joaquim do Monte	24	9	–	2	–	2	–	–	–	–	24	7	–	–
São José da Coroa Grande	3	4	3	4	1	3	2	1	–	–	–	–	–	–
São José do Belmonte	12	15	1	2	1	1	–	1	–	–	11	13	1	–
São José do Egito	35	31	1	3	1	2	–	–	–	1	34	28	–	–
São Lourenço da Mata	185	165	74	69	45	44	22	23	7	2	111	96	2	1
São Vicente Ferrer-PE	2	1	2	1	2	1	–	–	–	–	–	–	–	–
Serra Talhada	97	109	42	37	26	17	15	20	1	–	55	72	–	–
Serrita	–	1	–	1	–	1	–	–	–	–	–	–	–	–
Sertânia	14	11	14	11	11	7	3	4	–	–	–	–	1	–
Sirinhaém	67	80	67	80	61	62	6	18	–	–	–	–	–	3
Surubim	34	65	8	7	6	5	2	2	–	–	26	58	–	–
Tabira	2	2	2	2	1	–	–	1	1	1	–	–	–	–
Tacaimbó	6	2	6	2	3	1	3	1	–	–	–	–	1	–
Tacaratu	2	–	2	–	2	–	–	–	–	–	–	–	–	–
Tamandaré	19	3	19	3	16	1	2	2	1	–	–	–	–	–
Taquaritinga do Norte	2	1	2	1	–	–	2	1	–	–	–	–	–	–
Terra Nova-PE	3	–	3	–	2	–	1	–	–	–	–	–	–	–
Timbaúba	16	24	5	14	3	11	1	3	1	–	11	10	–	2
Toritama	16	5	16	5	12	3	3	2	1	–	–	–	–	–
Tracunhaém	9	6	9	6	8	2	1	4	–	–	–	–	–	–
Trindade-PE	15	10	11	9	3	5	8	4	–	–	4	1	–	–
Triunfo-PE	6	5	6	5	6	3	–	2	–	–	–	–	–	–

Capítulo 58 - Estatísticas Municipais

58.1 - Estatísticas municipais de acidentes do trabalho, por situação do registro e motivo - 2015/2016

(continuação)

MUNICÍPIO	ESTATÍSTICAS DE ACIDENTES DO TRABALHO													
	Total		Com CAT Registrada								Sem CAT Registrada		Óbito	
			Total		Motivo									
					Típico		Trajeto		Doença do Trabalho					
	2015	2016	2015	2016	2015	2016	2015	2016	2015	2016	2015	2016	2015	2016
Tupanatinga	1	2	1	2	1	2	–	–	–	–	–	–	–	–
Venturosa	4	2	4	2	1	2	3	–	–	–	–	–	1	–
Verdejante	1	1	1	1	–	1	1	–	–	–	–	–	–	1
Vertente do Lério	1	–	1	–	1	–	–	–	–	–	–	–	–	–
Vertentes	2	1	2	1	2	–	–	1	–	–	–	–	–	–
Vicência	101	50	101	50	89	44	12	6	–	–	–	–	–	–
Vitória de Santo Antão	449	459	304	289	243	227	58	58	3	4	145	170	2	2
Xexéu	3	5	3	5	1	2	2	3	–	–	–	–	–	–
Ignorado Pernambuco	187	171	17	10	5	4	7	5	5	1	170	161	–	–
Alagoas	**4.974**	**4.425**	**3.730**	**3.114**	**3.053**	**2.462**	**576**	**561**	**101**	**91**	**1.244**	**1.311**	**28**	**19**
Água Branca-AL	1	2	1	2	1	–	–	2	–	–	–	–	–	–
Anadia	21	4	21	4	21	2	–	2	–	–	–	–	–	–
Arapiraca	320	230	167	134	108	72	55	59	4	3	153	96	3	1
Atalaia-AL	26	21	26	21	23	20	3	1	–	–	–	–	2	–
Barra de Santo Antônio	4	4	4	4	4	4	–	–	–	–	–	–	–	–
Barra de São Miguel-AL	9	7	9	7	5	7	4	–	–	–	–	–	–	–
Batalha-AL	2	1	2	1	1	–	1	1	–	–	–	–	–	–
Belém-AL	1	–	1	–	–	–	1	–	–	–	–	–	–	–
Belo Monte	1	–	1	–	–	–	1	–	–	–	–	–	–	–
Boca da Mata	32	44	32	44	30	42	2	2	–	–	–	–	–	–
Cacimbinhas	1	–	1	–	1	–	–	–	–	–	–	–	–	–
Cajueiro	19	9	19	9	18	9	1	–	–	–	–	–	–	–
Campestre-AL	3	3	3	3	3	3	–	–	–	–	–	–	–	–
Campo Alegre-AL	131	105	126	98	118	93	8	5	–	–	5	7	2	–
Campo Grande-AL	2	1	2	1	2	1	–	–	–	–	–	–	–	–
Canapi	1	1	1	1	1	–	–	1	–	–	–	–	–	–
Capela-AL	3	5	3	5	3	3	–	2	–	–	–	–	–	1
Carneiros	1	–	1	–	1	–	–	–	–	–	–	–	–	–
Coité do Nóia	2	–	2	–	–	–	2	–	–	–	–	–	–	–
Colônia Leopoldina	31	20	31	20	30	17	1	1	–	2	–	–	–	–
Coqueiro Seco	2	2	2	2	–	–	2	2	–	–	–	–	–	1
Coruripe	165	128	165	128	156	111	8	6	1	11	–	–	–	–
Craíbas	2	1	2	1	2	–	–	1	–	–	–	–	–	–
Delmiro Gouveia	19	28	16	19	9	13	7	6	–	–	3	9	–	–
Feira Grande	2	–	2	–	–	–	2	–	–	–	–	–	–	–
Feliz Deserto	1	5	1	5	1	2	–	3	–	–	–	–	–	–
Flexeiras	5	6	5	6	4	3	1	3	–	–	–	–	1	1
Girau do Ponciano	5	3	4	–	1	–	3	–	–	–	1	3	–	–
Ibateguara	8	5	8	5	7	5	1	–	–	–	–	–	–	–
Igaci	–	1	–	1	–	1	–	–	–	–	–	–	–	–
Igreja Nova	103	70	103	70	99	63	4	7	–	–	–	–	–	–
Inhapi	2	2	2	2	2	1	–	1	–	–	–	–	–	–
Jacuípe	1	1	1	1	1	1	–	–	–	–	–	–	–	–
Japaratinga	2	–	2	–	1	–	1	–	–	–	–	–	–	–
Jaramataia	1	–	1	–	1	–	–	–	–	–	–	–	–	–
Jequiá da Praia	18	30	18	30	18	29	–	1	–	–	–	–	–	–
Joaquim Gomes	8	5	8	5	8	3	–	2	–	–	–	–	2	1
Jundiá-AL	–	2	–	2	–	2	–	–	–	–	–	–	–	–
Junqueiro	21	13	20	12	17	10	2	2	1	–	1	1	–	1
Lagoa da Canoa	3	3	3	3	3	1	–	2	–	–	–	–	–	–
Limoeiro de Anadia	28	7	27	6	21	3	5	2	1	1	1	1	–	–
Maceió	2.377	2.304	1.710	1.475	1.269	1.087	352	333	89	55	667	829	4	3
Major Isidoro	1	–	1	–	–	–	1	–	–	–	–	–	–	–
Maragogi	10	15	10	15	6	14	4	–	–	1	–	–	–	–
Marechal Deodoro	89	74	89	74	81	64	6	9	2	1	–	–	–	–
Maribondo	2	50	1	1	–	–	1	1	–	–	1	49	–	–
Mar Vermelho	–	1	–	1	–	–	–	1	–	–	–	–	–	–
Mata Grande	2	2	2	2	1	–	1	2	–	–	–	–	–	–
Matriz de Camaragibe	27	21	27	21	26	18	1	2	–	1	–	–	–	–
Messias	29	15	29	15	28	12	1	3	–	–	–	–	–	2
Murici	40	35	23	20	21	18	2	2	–	–	17	15	–	–
Novo Lino	15	7	15	7	15	7	–	–	–	–	–	–	–	–
Olho d'Água das Flores	1	2	1	2	1	1	–	–	–	1	–	–	–	–
Olho d'Água do Casado	–	1	–	1	–	1	–	–	–	–	–	–	–	–
Olivença	1	–	1	–	–	–	1	–	–	–	–	–	–	–
Ouro Branco-AL	3	1	–	–	–	–	–	–	–	–	3	1	–	–

Capítulo 58 - Estatísticas Municipais

58.1 - Estatísticas municipais de acidentes do trabalho, por situação do registro e motivo - 2015/2016

(continuação)

MUNICÍPIO	ESTATÍSTICAS DE ACIDENTES DO TRABALHO													
	Total		Com CAT Registrada								Sem CAT Registrada		Óbito	
			Total		Motivo									
					Típico		Trajeto		Doença do Trabalho					
	2015	2016	2015	2016	2015	2016	2015	2016	2015	2016	2015	2016	2015	2016
Palestina-AL	1	–	1	–	1	–	–	–	–	–	–	–	–	–
Palmeira dos Índios	47	79	33	30	29	20	4	10	–	–	14	49	–	–
Pão de Açúcar	4	7	1	1	1	1	–	–	–	–	3	6	–	–
Pariconha	–	1	–	1	–	1	–	–	–	–	–	–	–	–
Paripueira	5	10	5	10	4	9	1	–	–	1	–	–	–	–
Passo de Camaragibe	18	18	18	18	18	16	–	2	–	–	–	–	–	1
Penedo	166	85	138	65	124	57	14	7	–	1	28	20	–	3
Piaçabuçu	–	2	–	2	–	–	–	2	–	–	–	–	–	–
Pilar-AL	36	31	36	31	30	24	6	7	–	–	–	–	1	–
Piranhas-AL	–	4	–	4	–	2	–	2	–	–	–	–	–	1
Porto Calvo	10	20	3	17	3	11	–	5	–	1	7	3	–	–
Porto de Pedras	2	–	2	–	2	–	–	–	–	–	–	–	–	–
Porto Real do Colégio	2	7	1	5	1	3	–	2	–	–	1	2	–	–
Quebrangulo	3	1	3	1	2	1	1	–	–	–	–	–	–	–
Rio Largo	259	185	226	174	215	160	11	10	–	4	33	11	1	–
Roteiro	10	16	10	16	9	16	1	–	–	–	–	–	–	–
Santa Luzia do Norte	2	3	2	3	1	3	–	–	1	–	–	–	–	–
Santana do Ipanema	19	10	7	4	5	3	2	1	–	–	12	6	–	–
São Brás	–	1	–	1	–	1	–	–	–	–	–	–	–	–
São José da Laje	67	44	54	37	50	35	4	2	–	–	13	7	4	2
São José da Tapera	4	6	4	6	4	4	–	1	–	1	–	–	–	–
São Luís do Quitunde	105	87	105	87	104	87	–	–	1	–	–	–	–	1
São Miguel dos Campos	364	273	214	200	192	175	21	20	1	5	150	73	8	–
São Miguel dos Milagres	3	2	3	2	3	1	–	1	–	–	–	–	–	–
São Sebastião-AL	13	16	7	9	3	6	4	3	–	–	6	7	–	–
Satuba	13	11	13	11	10	10	3	1	–	–	–	–	–	–
Senador Rui Palmeira	1	–	1	–	1	–	–	–	–	–	–	–	–	–
Tanque d'Arca	2	1	2	1	1	–	1	1	–	–	–	–	–	–
Taquarana	4	2	4	2	3	2	1	–	–	–	–	–	–	–
Teotônio Vilela	68	64	58	62	52	57	6	4	–	1	10	2	–	–
Traipu	4	3	2	–	1	–	1	–	–	–	2	3	–	–
União dos Palmares	13	9	13	9	7	8	6	1	–	–	–	–	–	–
Viçosa-AL	72	62	1	3	1	1	–	2	–	–	71	59	–	–
Ignorado Alagoas	53	68	11	16	7	5	4	10	–	1	42	52	–	–
Sergipe	**2.819**	**2.667**	**2.200**	**2.136**	**1.663**	**1.589**	**495**	**498**	**42**	**49**	**619**	**531**	**14**	**8**
Aquidabã	2	–	2	–	1	–	–	–	1	–	–	–	–	–
Aracaju	1.747	1.760	1.323	1.374	1.008	1.035	290	314	25	25	424	386	4	3
Arauá	3	2	3	2	3	2	–	–	–	–	–	–	–	–
Areia Branca-SE	4	3	4	3	2	2	2	1	–	–	–	–	1	–
Barra dos Coqueiros	18	24	18	24	10	17	6	6	2	1	–	–	1	–
Boquim	8	6	8	6	6	6	1	–	1	–	–	–	–	–
Brejo Grande	2	–	2	–	2	–	–	–	–	–	–	–	–	–
Campo do Brito	1	3	1	3	1	2	–	1	–	–	–	–	–	–
Canhoba	–	2	–	2	–	2	–	–	–	–	–	–	–	–
Canindé de São Francisco	5	3	5	3	4	2	1	1	–	–	–	–	–	1
Capela-SE	27	25	27	25	24	20	3	5	–	–	–	–	–	–
Carira	2	2	2	2	2	2	–	–	–	–	–	–	–	–
Carmópolis	44	46	44	46	40	37	4	3	–	6	–	–	–	–
Cedro de São João	3	1	3	1	2	1	1	–	–	–	–	–	–	–
Cristinápolis	2	1	2	1	2	1	–	–	–	–	–	–	–	–
Cumbe	2	1	2	1	2	1	–	–	–	–	–	–	–	–
Divina Pastora	2	2	2	2	2	1	–	1	–	–	–	–	–	–
Estância	128	134	77	75	57	60	19	14	1	1	51	59	1	1
Feira Nova-SE	1	–	1	–	–	–	1	–	–	–	–	–	–	–
Frei Paulo	10	11	10	11	9	7	1	2	–	2	–	–	–	–
Gararu	1	–	1	–	1	–	–	–	–	–	–	–	–	–
General Maynard	2	2	2	2	2	–	–	2	–	–	–	–	–	–
Gracho Cardoso	–	1	–	1	–	–	–	1	–	–	–	–	–	–
Ilha das Flores	1	–	1	–	1	–	–	–	–	–	–	–	–	–
Indiaroba	2	1	2	1	1	1	1	–	–	–	–	–	–	–
Itabaiana-SE	77	51	51	43	33	24	17	16	1	3	26	8	–	1
Itabaianinha	4	4	4	4	2	3	2	1	–	–	–	–	–	–
Itabi	1	–	1	–	–	–	1	–	–	–	–	–	–	–
Itaporanga d'Ajuda	38	20	38	20	28	18	10	2	–	–	–	–	1	–
Japaratuba	8	4	8	4	6	2	2	2	–	–	–	–	–	–
Japoatã	10	2	10	2	9	1	1	1	–	–	–	–	–	–

Capítulo 58 - Estatísticas Municipais

58.1 - Estatísticas municipais de acidentes do trabalho, por situação do registro e motivo - 2015/2016

(continuação)

MUNICÍPIO	ESTATÍSTICAS DE ACIDENTES DO TRABALHO													
	Total		Com CAT Registrada								Sem CAT Registrada		Óbito	
			Total		Motivo									
					Típico		Trajeto		Doença do Trabalho					
	2015	2016	2015	2016	2015	2016	2015	2016	2015	2016	2015	2016	2015	2016
Lagarto	66	62	37	40	26	28	11	12	–	–	29	22	1	1
Laranjeiras	32	33	32	33	27	28	5	5	–	–	–	–	–	–
Macambira	1	2	1	2	1	2	–	–	–	–	–	–	–	–
Malhada dos Bois	4	1	4	1	4	1	–	–	–	–	–	–	–	–
Malhador	1	2	1	2	–	2	1	–	–	–	–	–	–	–
Maruim	14	13	14	13	9	13	5	–	–	–	–	–	1	–
Moita Bonita	–	1	–	1	–	1	–	–	–	–	–	–	–	–
Muribeca	8	4	8	4	8	3	–	1	–	–	–	–	–	–
Neópolis	47	46	13	7	12	4	1	3	–	–	34	39	–	–
Nossa Senhora Aparecida	2	1	2	1	–	–	2	1	–	–	–	–	–	–
Nossa Senhora da Glória	16	13	7	8	5	3	1	4	1	1	9	5	–	–
Nossa Senhora das Dores	8	7	8	7	7	5	1	2	–	–	–	–	–	1
Nossa Senhora de Lourdes	2	–	2	–	2	–	–	–	–	–	–	–	–	–
Nossa Senhora do Socorro	173	139	173	139	133	84	37	53	3	2	–	–	2	–
Pacatuba-SE	1	6	1	6	–	5	1	–	–	1	–	–	–	–
Pedra Mole	1	3	1	3	1	3	–	–	–	–	–	–	–	–
Pedrinhas	–	1	–	1	–	–	–	1	–	–	–	–	–	–
Pirambu	–	7	–	7	–	5	–	2	–	–	–	–	–	–
Poço Redondo	4	2	3	2	2	2	1	–	–	–	1	–	–	–
Poço Verde	16	11	16	11	5	4	10	7	1	–	–	–	–	–
Porto da Folha	1	3	1	3	1	2	–	1	–	–	–	–	–	–
Propriá	26	17	16	10	13	6	3	2	–	2	10	7	–	–
Riachão do Dantas	2	–	2	–	1	–	1	–	–	–	–	–	–	–
Riachuelo-SE	17	28	17	28	13	26	2	2	2	–	–	–	–	–
Ribeirópolis	3	4	3	4	1	3	2	1	–	–	–	–	–	–
Rosário do Catete	49	27	49	27	42	24	7	2	–	1	–	–	–	–
Salgado	1	3	1	3	1	3	–	–	–	–	–	–	–	–
Santa Luzia do Itanhy	3	3	3	3	3	2	–	1	–	–	–	–	–	–
Santana do São Francisco	1	–	1	–	1	–	–	–	–	–	–	–	–	–
Santa Rosa de Lima-SE	–	2	–	2	–	1	–	1	–	–	–	–	–	–
Santo Amaro das Brotas	2	5	2	5	2	3	–	2	–	–	–	–	–	–
São Cristóvão	57	53	45	48	24	31	19	14	2	3	12	5	1	–
São Domingos-SE	–	2	–	2	–	2	–	–	–	–	–	–	–	–
São Francisco-SE	1	–	1	–	1	–	–	–	–	–	–	–	–	–
São Miguel do Aleixo	1	2	1	2	–	2	–	–	1	–	–	–	–	–
Simão Dias	51	37	51	37	39	29	12	7	–	1	–	–	1	–
Siriri	11	9	11	9	7	8	4	1	–	–	–	–	–	–
Tobias Barreto	30	3	7	3	6	3	–	–	1	–	23	–	–	–
Tomar do Geru	2	–	2	–	2	–	–	–	–	–	–	–	–	–
Umbaúba	4	–	4	–	3	–	1	–	–	–	–	–	–	–
Ignorado Sergipe	6	4	6	4	1	4	5	–	–	–	–	–	–	–
Bahia	**18.267**	**16.712**	**12.084**	**11.036**	**8.937**	**7.910**	**2.432**	**2.462**	**715**	**664**	**6.183**	**5.676**	**93**	**80**
Abaíra	3	2	3	2	3	1	–	1	–	–	–	–	–	–
Abaré	6	7	6	7	2	7	3	–	1	–	–	–	–	–
Acajutiba	2	–	2	–	1	–	1	–	–	–	–	–	1	–
Adustina	–	1	–	1	–	1	–	–	–	–	–	–	–	–
Água Fria	10	17	10	17	5	8	4	8	1	1	–	–	–	–
Aiquara	1	–	1	–	1	–	–	–	–	–	–	–	–	–
Alagoinhas	250	211	215	151	160	108	49	39	6	4	35	60	–	–
Alcobaça	7	4	7	4	6	4	1	–	–	–	–	–	–	–
Almadina	2	1	2	1	1	1	1	–	–	–	–	–	–	–
Amargosa	9	4	6	2	5	–	1	1	–	1	3	2	–	–
Amélia Rodrigues	54	77	9	11	6	9	3	2	–	–	45	66	1	–
América Dourada	3	1	3	1	2	–	1	1	–	–	–	–	–	–
Anagé	10	15	3	2	1	1	2	1	–	–	7	13	–	–
Andaraí	1	1	1	1	1	1	–	–	–	–	–	–	–	–
Andorinha	20	24	20	24	18	22	2	2	–	–	–	–	–	–
Angical	–	2	–	2	–	1	–	1	–	–	–	–	–	–
Anguera	–	1	–	1	–	1	–	–	–	–	–	–	–	–
Antas	1	1	1	1	1	1	–	–	–	–	–	–	–	–
Antônio Cardoso	2	2	2	2	2	1	–	1	–	–	–	–	–	–
Antônio Gonçalves	1	–	1	–	1	–	–	–	–	–	–	–	–	–
Aporá	–	3	–	3	–	3	–	–	–	–	–	–	–	–
Apuarema	2	–	2	–	2	–	–	–	–	–	–	–	–	–
Aracatu	1	1	1	1	1	1	–	–	–	–	–	–	–	–
Araçás	23	9	23	9	22	7	1	2	–	–	–	–	–	–

Capítulo 58 - Estatísticas Municipais

58.1 - Estatísticas municipais de acidentes do trabalho, por situação do registro e motivo - 2015/2016

(continuação)

MUNICÍPIO	ESTATÍSTICAS DE ACIDENTES DO TRABALHO													
	Total		Com CAT Registrada								Sem CAT Registrada		Óbito	
			Total		Motivo									
					Típico		Trajeto		Doença do Trabalho					
	2015	2016	2015	2016	2015	2016	2015	2016	2015	2016	2015	2016	2015	2016
Araci	5	5	5	5	4	5	1	–	–	–	–	–	–	–
Aramari	1	2	1	2	1	2	–	–	–	–	–	–	–	–
Arataca	5	5	5	5	4	4	1	1	–	–	–	–	–	–
Aratuípe	1	–	1	–	–	–	1	–	–	–	–	–	–	–
Aurelino Leal	1	2	1	2	1	1	–	1	–	–	–	–	–	–
Baianópolis	2	1	2	1	1	1	1	–	–	–	–	–	–	–
Banzaê	–	1	–	1	–	1	–	–	–	–	–	–	–	–
Barra	24	17	8	2	5	2	3	–	–	–	16	15	–	1
Barra da Estiva	1	3	1	3	–	1	–	1	1	1	–	–	–	–
Barra do Choça	23	36	4	5	2	4	–	1	2	–	19	31	–	–
Barra do Mendes	1	1	1	1	1	1	–	–	–	–	–	–	–	–
Barra do Rocha	5	1	5	1	5	1	–	–	–	–	–	–	–	–
Barreiras	295	279	197	171	145	112	47	58	5	1	98	108	1	3
Barro Alto-BA	3	1	3	1	3	1	–	–	–	–	–	–	–	–
Barrocas	18	18	18	18	16	15	–	1	2	2	–	–	–	–
Barro Preto	3	2	3	2	3	2	–	–	–	–	–	–	–	–
Belmonte-BA	15	5	15	5	12	4	3	1	–	–	–	–	–	–
Belo Campo	–	3	–	3	–	2	–	1	–	–	–	–	–	–
Biritinga	1	1	1	1	1	1	–	–	–	–	–	–	–	–
Boa Nova	1	1	1	1	1	1	–	–	–	–	–	–	–	–
Boa Vista do Tupim	4	1	4	1	3	1	1	–	–	–	–	–	–	–
Bom Jesus da Lapa	87	87	14	13	5	11	8	2	1	–	73	74	–	–
Boninal	1	–	1	–	1	–	–	–	–	–	–	–	–	–
Bonito-BA	1	6	1	6	1	6	–	–	–	–	–	–	–	–
Boquira	11	13	2	2	1	–	–	1	1	1	9	11	–	–
Brejões	3	2	3	2	3	2	–	–	–	–	–	–	1	–
Brejolândia	2	1	2	1	1	1	1	–	–	–	–	–	–	–
Brotas de Macaúbas	2	3	2	3	2	1	–	2	–	–	–	–	–	–
Brumado	196	187	54	47	45	35	8	11	1	1	142	140	–	–
Bueraremа	1	3	1	3	1	2	–	1	–	–	–	–	–	–
Buritirama	2	–	2	–	1	–	–	–	1	–	–	–	–	–
Caatiba	1	1	1	1	1	1	–	–	–	–	–	–	–	–
Cabaceiras do Paraguaçu	2	2	2	2	1	1	1	1	–	–	–	–	–	–
Cachoeira	16	15	16	15	8	8	3	1	5	6	–	–	–	–
Caculé	9	11	4	2	2	1	2	–	–	1	5	9	–	1
Caém	1	1	1	1	1	1	–	–	–	–	–	–	–	–
Caetité	125	94	74	37	60	27	14	9	–	1	51	57	–	–
Cafarnaum	6	3	6	3	4	3	1	–	1	–	–	–	–	–
Cairu	6	4	6	4	5	3	–	1	1	–	–	–	1	–
Caldeirão Grande	1	1	1	1	1	–	–	1	–	–	–	–	–	–
Camacan	50	25	20	10	13	6	7	4	–	–	30	15	–	–
Camaçari	1.172	995	949	862	777	657	97	113	75	92	223	133	5	6
Camamu	2	4	2	4	2	3	–	1	–	–	–	–	–	–
Campo Alegre de Lourdes	11	8	4	3	2	3	2	–	–	–	7	5	–	–
Campo Formoso	61	51	27	14	25	12	2	1	–	1	34	37	–	–
Canavieiras	15	26	2	2	1	1	1	–	–	1	13	24	–	–
Candeal	1	–	1	–	1	–	–	–	–	–	–	–	–	–
Candeias-BA	153	97	149	96	127	73	21	16	1	7	4	1	8	1
Candiba	–	1	–	1	–	–	–	1	–	–	–	–	–	–
Cândido Sales	5	4	4	3	2	3	2	–	–	–	1	1	–	–
Cansanção	2	3	2	3	1	3	1	–	–	–	–	–	–	–
Canudos	2	–	2	–	1	–	1	–	–	–	–	–	–	–
Capela do Alto Alegre	1	–	1	–	1	–	–	–	–	–	–	–	–	–
Capim Grosso	6	6	6	6	4	5	1	1	1	–	–	–	–	–
Caraíbas	2	2	2	2	2	2	–	–	–	–	–	–	–	–
Caravelas	51	13	50	8	13	5	37	3	–	–	1	5	1	–
Cardeal da Silva	4	6	4	6	4	4	–	2	–	–	–	–	–	–
Carinhanha	3	2	3	2	2	1	1	1	–	–	–	–	–	–
Casa Nova	70	65	70	65	56	59	10	5	4	1	–	–	–	1
Castro Alves	19	16	13	14	12	14	1	–	–	–	6	2	1	1
Catolândia	1	–	1	–	1	–	–	–	–	–	–	–	–	–
Catu	90	64	55	50	41	33	10	12	4	5	35	14	2	–
Central	1	–	1	–	–	–	1	–	–	–	–	–	–	–
Chorrochó	–	1	–	1	–	–	–	1	–	–	–	–	–	–
Cícero Dantas	9	7	9	7	7	5	1	2	1	–	–	–	–	–
Cipó	–	1	–	1	–	1	–	–	–	–	–	–	–	–
Coaraci	3	4	3	3	3	–	–	2	–	1	–	1	–	–

Capítulo 58 - Estatísticas Municipais

58.1 - Estatísticas municipais de acidentes do trabalho, por situação do registro e motivo - 2015/2016

(continuação)

MUNICÍPIO	ESTATÍSTICAS DE ACIDENTES DO TRABALHO													
	Total		Com CAT Registrada								Sem CAT Registrada		Óbito	
			Total		Motivo									
					Típico		Trajeto		Doença do Trabalho					
	2015	2016	2015	2016	2015	2016	2015	2016	2015	2016	2015	2016	2015	2016
Cocos	12	4	12	4	11	4	–	–	1	–	–	–	–	–
Conceição da Feira	7	9	7	9	2	6	2	3	3	–	–	–	–	–
Conceição do Almeida	1	2	1	2	1	1	–	1	–	–	–	–	1	–
Conceição do Coité	56	58	18	33	13	15	5	10	–	8	38	25	–	–
Conceição do Jacuípe	14	12	14	12	7	9	4	3	3	–	–	–	–	–
Conde-BA	10	12	10	12	9	7	1	5	–	–	–	–	1	–
Condeúba	34	37	4	1	2	1	–	–	2	–	30	36	–	–
Contendas do Sincorá	2	1	2	1	2	1	–	–	–	–	–	–	–	–
Coração de Maria	3	1	3	1	1	1	2	–	–	–	–	–	–	–
Coribe	1	1	1	1	–	–	1	–	–	1	–	–	–	–
Correntina	43	23	43	23	35	21	7	2	1	–	–	–	1	–
Cotegipe	9	12	9	12	8	12	1	–	–	–	–	–	–	–
Cravolândia	–	1	–	1	–	1	–	–	–	–	–	–	–	–
Crisópolis	1	–	1	–	1	–	–	–	–	–	–	–	–	–
Cristópolis	2	–	2	–	–	–	2	–	–	–	–	–	–	–
Cruz das Almas	44	53	34	31	14	20	17	11	3	–	10	22	–	–
Curaçá	12	8	12	8	9	6	3	1	–	1	–	–	–	–
Dário Meira	–	1	–	1	–	1	–	–	–	–	–	–	–	–
Dias d'Ávila	193	149	148	120	126	94	15	20	7	6	45	29	1	–
Dom Basílio	–	2	–	2	–	1	–	1	–	–	–	–	–	–
Elísio Medrado	1	–	1	–	–	–	1	–	–	–	–	–	–	–
Encruzilhada	3	5	3	5	3	3	–	2	–	–	–	–	1	1
Entre Rios-BA	37	25	37	25	19	19	15	6	3	–	–	–	1	–
Esplanada	34	53	26	39	15	32	11	3	–	4	8	14	1	–
Euclides da Cunha	32	11	2	8	1	2	1	5	–	1	30	3	–	–
Eunápolis	215	179	107	109	86	75	18	32	3	2	108	70	1	–
Feira de Santana	1.243	1.186	670	646	400	356	164	215	106	75	573	540	4	2
Filadélfia-BA	1	4	1	4	1	2	–	2	–	–	–	–	–	–
Floresta Azul	4	4	4	4	3	4	–	–	1	–	–	–	–	2
Formosa do Rio Preto	30	21	25	21	20	17	4	3	1	1	5	–	1	–
Gandu	33	27	13	15	11	13	2	2	–	–	20	12	–	–
Gentio do Ouro	1	1	1	1	1	1	–	–	–	–	–	–	–	–
Glória	1	–	1	–	–	–	1	–	–	–	–	–	–	–
Gongogi	1	1	1	1	1	1	–	–	–	–	–	–	–	–
Governador Mangabeira	16	12	16	12	9	5	7	7	–	–	–	–	–	–
Guajeru	1	–	1	–	–	–	1	–	–	–	–	–	–	–
Guanambi	193	143	38	27	27	18	9	6	2	3	155	116	1	1
Guaratinga	4	4	4	4	4	4	–	–	–	–	–	–	1	–
Iaçu	6	3	6	3	3	2	2	1	1	–	–	–	3	–
Ibiassucê	–	1	–	1	–	1	–	–	–	–	–	–	–	–
Ibicaraí	10	5	7	2	6	–	1	2	–	–	3	3	1	–
Ibicoara	26	21	26	21	24	17	2	4	–	–	–	–	–	–
Ibicuí	3	1	3	1	3	–	–	–	–	1	–	–	–	–
Ibipitanga	1	1	1	1	1	1	–	–	–	–	–	–	–	–
Ibiquera	1	–	1	–	1	–	–	–	–	–	–	–	–	–
Ibirapitanga	6	6	6	6	2	6	2	–	2	–	–	–	1	–
Ibirapuã	11	15	11	15	9	13	2	2	–	–	–	–	–	–
Ibirataia	1	3	1	3	1	2	–	1	–	–	–	–	–	–
Ibitiara	1	1	1	1	1	–	–	1	–	–	–	–	–	–
Ibititá	–	1	–	1	–	1	–	–	–	–	–	–	–	–
Ibotirama	36	49	2	4	1	3	1	1	–	–	34	45	–	–
Ichu	9	9	1	1	–	1	1	–	–	–	8	8	–	–
Igaporã	5	5	5	5	4	5	1	–	–	–	–	–	–	–
Igrapiúna	9	7	9	7	6	3	3	4	–	–	–	–	1	–
Iguaí	6	3	1	1	–	–	–	1	1	–	5	2	–	–
Ilhéus	246	214	153	114	105	82	32	27	16	5	93	100	–	–
Inhambupe	7	3	7	3	4	1	2	2	1	–	–	–	–	–
Ipecaetá	2	2	2	2	1	1	1	–	–	1	–	–	–	–
Ipiaú	46	39	6	3	2	2	4	1	–	–	40	36	–	1
Ipirá	33	31	23	19	11	12	11	7	1	–	10	12	–	–
Ipupiara	–	1	–	1	–	1	–	–	–	–	–	–	–	–
Irajuba	1	–	1	–	–	–	1	–	–	–	–	–	1	–
Iramaia	1	–	1	–	1	–	–	–	–	–	–	–	–	–
Iraquara	28	25	20	16	18	12	2	4	–	–	8	9	–	–
Irará	2	3	2	3	–	–	–	3	2	–	–	–	–	–
Irecê	82	61	21	22	12	11	8	11	1	–	61	39	–	–
Itabela	18	17	15	16	9	11	6	5	–	–	3	1	1	1

Capítulo 58 - Estatísticas Municipais

58.1 - Estatísticas municipais de acidentes do trabalho, por situação do registro e motivo - 2015/2016

(continuação)

MUNICÍPIO	ESTATÍSTICAS DE ACIDENTES DO TRABALHO													
	Total		Com CAT Registrada								Sem CAT Registrada		Óbito	
			Total		Motivo									
					Típico		Trajeto		Doença do Trabalho					
	2015	2016	2015	2016	2015	2016	2015	2016	2015	2016	2015	2016	2015	2016
Itaberaba	51	45	33	32	19	9	8	14	6	9	18	13	–	1
Itabuna	464	445	183	237	136	176	37	50	10	11	281	208	2	1
Itacaré	5	2	5	2	4	–	–	1	1	1	–	–	–	–
Itaeté	2	1	2	1	1	1	1	–	–	–	–	–	–	–
Itagibá	22	5	22	5	18	5	4	–	–	–	–	–	–	–
Itagimirim	2	2	2	2	2	2	–	–	–	–	–	–	1	–
Itaguaçu da Bahia	–	1	–	1	–	1	–	–	–	–	–	–	–	–
Itaju do Colônia	2	–	2	–	1	–	1	–	–	–	–	–	–	–
Itajuípe	2	1	2	1	2	1	–	–	–	–	–	–	–	–
Itamaraju	46	41	26	31	18	24	6	7	2	–	20	10	–	1
Itambé-BA	19	11	9	2	6	1	3	1	–	–	10	9	–	–
Itanagra	7	2	7	2	6	2	1	–	–	–	–	–	1	–
Itanhém	–	5	–	5	–	3	–	2	–	–	–	–	–	–
Itaparica	9	6	9	6	7	3	2	3	–	–	–	–	–	–
Itapé	4	3	4	3	4	2	–	1	–	–	–	–	–	–
Itapebi	4	2	4	2	2	2	2	–	–	–	–	–	–	–
Itapetinga	124	164	82	112	68	91	10	16	4	5	42	52	1	–
Itapicuru	5	3	5	3	4	3	1	–	–	–	–	–	–	–
Itarantim	4	2	4	2	4	2	–	–	–	–	–	–	–	–
Itatim	4	2	4	2	2	2	2	–	–	–	–	–	–	–
Itiruçu	7	10	–	–	–	–	–	–	–	–	7	10	–	–
Itiúba	3	–	3	–	1	–	2	–	–	–	–	–	–	–
Itororó	3	3	2	2	2	–	–	1	–	1	1	1	–	–
Ituaçu	21	7	21	7	20	4	1	1	–	2	–	–	–	–
Ituberá	30	22	12	8	7	6	4	2	1	–	18	14	–	1
Iuiú	1	–	1	–	–	–	1	–	–	–	–	–	–	–
Jaborandi-BA	11	16	11	16	10	15	–	1	1	–	–	–	–	–
Jacaraci	2	1	2	1	1	1	1	–	–	–	–	–	–	–
Jacobina	95	88	49	52	40	34	8	11	1	7	46	36	–	1
Jaguaquara	2	8	2	8	1	7	–	1	1	–	–	–	1	–
Jaguarari	56	16	48	11	45	8	2	3	1	–	8	5	–	–
Jaguaripe	9	2	9	2	9	2	–	–	–	–	–	–	–	–
Jandaíra-BA	4	2	4	2	2	2	2	–	–	–	–	–	–	–
Jequié	286	250	118	93	86	60	32	30	–	3	168	157	1	2
Jeremoabo	6	4	6	4	6	4	–	–	–	–	–	–	–	1
Jiquiriçá	2	–	2	–	2	–	–	–	–	–	–	–	–	–
Jitaúna	–	2	–	2	–	1	–	1	–	–	–	–	–	–
João Dourado	2	1	2	1	–	1	1	–	1	–	–	–	–	–
Juazeiro	410	361	343	296	280	230	58	61	5	5	67	65	–	3
Jucuruçu	1	–	1	–	–	–	1	–	–	–	–	–	–	–
Lafaiete Coutinho	–	2	–	2	–	1	–	1	–	–	–	–	–	1
Lagoa Real	3	–	3	–	2	–	1	–	–	–	–	–	–	–
Laje	7	4	7	4	4	3	3	1	–	–	–	–	1	–
Lajedão	16	3	16	3	16	3	–	–	–	–	–	–	–	1
Lajedinho	2	–	2	–	1	–	1	–	–	–	–	–	–	–
Lajedo do Tabocal	–	3	–	3	–	3	–	–	–	–	–	–	–	–
Lapão	1	1	1	1	1	1	–	–	–	–	–	–	–	–
Lauro de Freitas	436	398	292	301	223	208	58	69	11	24	144	97	–	–
Lençóis	4	–	4	–	4	–	–	–	–	–	–	–	–	–
Licínio de Almeida	–	3	–	3	–	2	–	–	–	1	–	–	–	1
Livramento de Nossa Senhora	158	122	2	4	1	3	1	1	–	–	156	118	–	1
Luís Eduardo Magalhães	147	95	147	95	102	58	41	34	4	3	–	–	5	1
Macajuba	–	1	–	1	–	1	–	–	–	–	–	–	–	–
Macarani	5	2	5	2	3	2	2	–	–	–	–	–	–	–
Macaúbas	2	1	2	1	1	1	1	–	–	–	–	–	–	–
Macururé	1	–	1	–	1	–	–	–	–	–	–	–	–	–
Madre de Deus	15	11	15	11	14	11	1	–	–	–	–	–	–	–
Maiquinique	8	5	8	5	8	3	–	–	–	2	–	–	–	–
Mairi	8	3	8	3	8	2	–	1	–	–	–	–	–	–
Malhada	1	–	1	–	1	–	–	–	–	–	–	–	–	–
Manoel Vitorino	4	4	4	4	4	3	–	1	–	–	–	–	1	–
Mansidão	–	1	–	1	–	1	–	–	–	–	–	–	–	–
Maracás	9	14	9	14	8	14	1	–	–	–	–	–	–	–
Maragogipe	52	26	9	3	8	1	1	2	–	–	43	23	–	–
Maraú	1	2	1	2	1	1	–	1	–	–	–	–	–	1
Marcionílio Souza	1	2	1	2	–	2	1	–	–	–	–	–	–	–
Mascote	–	7	–	7	–	5	–	2	–	–	–	–	–	–

Capítulo 58 - Estatísticas Municipais

58.1 - Estatísticas municipais de acidentes do trabalho, por situação do registro e motivo - 2015/2016

(continuação)

MUNICÍPIO	ESTATÍSTICAS DE ACIDENTES DO TRABALHO													
	Total		Com CAT Registrada								Sem CAT Registrada		Óbito	
			Total		Motivo									
					Típico		Trajeto		Doença do Trabalho					
	2015	2016	2015	2016	2015	2016	2015	2016	2015	2016	2015	2016	2015	2016
Mata de São João	139	129	118	108	103	97	14	9	1	2	21	21	–	–
Matina	–	1	–	1	–	–	–	1	–	–	–	–	–	–
Medeiros Neto	32	24	32	24	28	22	4	2	–	–	–	–	–	–
Miguel Calmon	4	9	2	1	2	–	–	–	–	1	2	8	–	–
Milagres-BA	6	3	6	3	4	1	2	2	–	–	–	–	–	–
Mirangaba	–	1	–	1	–	1	–	–	–	–	–	–	–	–
Monte Santo	1	1	1	1	1	–	–	1	–	–	–	–	–	–
Morpará	1	–	1	–	1	–	–	–	–	–	–	–	–	–
Morro do Chapéu	23	19	5	7	3	7	2	–	–	–	18	12	–	–
Mortugaba	–	1	–	1	–	1	–	–	–	–	–	–	–	–
Mucugê	14	35	14	35	11	3	3	32	–	–	–	–	–	–
Mucuri	88	97	74	81	61	66	10	15	3	–	14	16	–	2
Mulungu do Morro	1	2	1	2	1	2	–	–	–	–	–	–	–	–
Mundo Novo-BA	3	3	3	1	1	1	2	–	–	–	–	2	–	–
Muniz Ferreira	2	1	2	1	1	–	1	1	–	–	–	–	–	–
Muquém de São Francisco	–	3	–	3	–	2	–	1	–	–	–	–	–	–
Muritiba	40	25	5	12	5	11	–	1	–	–	35	13	–	–
Mutuípe	4	2	2	–	2	–	–	–	–	–	2	2	–	–
Nazaré-BA	31	27	5	10	5	9	–	1	–	–	26	17	–	–
Nilo Peçanha	2	1	2	1	2	–	–	1	–	–	–	–	–	–
Nordestina	3	7	3	7	3	7	–	–	–	–	–	–	–	–
Nova Canaã	–	1	–	1	–	–	–	–	–	1	–	–	–	–
Nova Fátima-BA	1	1	1	1	1	1	–	–	–	–	–	–	1	–
Nova Ibiá	–	2	–	2	–	2	–	–	–	–	–	–	–	–
Nova Itarana	–	2	–	2	–	1	–	1	–	–	–	–	–	–
Nova Soure	1	–	1	–	1	–	–	–	–	–	–	–	–	–
Nova Viçosa	46	36	46	36	41	32	5	4	–	–	–	–	–	–
Novo Horizonte-BA	1	–	1	–	1	–	–	–	–	–	–	–	–	–
Olindina	3	2	3	2	1	2	1	–	1	–	–	–	–	–
Oliveira dos Brejinhos	4	4	4	4	3	3	1	1	–	–	–	–	–	4
Ouriçangas	3	1	3	1	3	1	–	–	–	–	–	–	–	–
Ourolândia	5	8	5	8	4	8	–	–	1	–	–	–	–	–
Palmas de Monte Alto	3	–	3	–	2	–	1	–	–	–	–	–	1	–
Palmeiras	1	1	1	1	1	1	–	–	–	–	–	–	–	–
Paramirim	3	6	3	6	3	6	–	–	–	–	–	–	–	–
Paratinga	17	12	–	–	–	–	–	–	–	–	17	12	–	–
Paripiranga	13	8	3	1	2	1	1	–	–	–	10	7	–	–
Pau Brasil	1	1	1	1	1	1	–	–	–	–	–	–	–	–
Paulo Afonso	114	118	66	83	53	54	13	27	–	2	48	35	–	2
Pedrão	1	–	1	–	–	–	1	–	–	–	–	–	–	–
Pedro Alexandre	–	1	–	1	–	1	–	–	–	–	–	–	–	–
Pilão Arcado	2	1	2	1	–	1	2	–	–	–	–	–	–	–
Pindaí	11	2	11	2	5	1	5	–	1	1	–	–	–	–
Pintadas	1	2	1	2	1	2	–	–	–	–	–	–	–	–
Piraí do Norte	–	1	–	1	–	1	–	–	–	–	–	–	–	1
Piritiba	2	1	2	1	2	–	–	1	–	–	–	–	–	–
Planaltino	1	3	1	3	1	3	–	–	–	–	–	–	–	–
Planalto-BA	3	3	3	3	2	1	–	–	1	2	–	–	–	–
Poções	26	35	5	5	5	1	–	4	–	–	21	30	–	–
Pojuca	96	89	72	59	61	50	9	5	2	4	24	30	3	–
Ponto Novo	4	2	4	2	4	2	–	–	–	–	–	–	–	–
Porto Seguro	155	215	99	96	67	67	29	26	3	3	56	119	–	1
Potiraguá	5	3	5	3	3	3	2	–	–	–	–	–	1	–
Prado	12	11	9	11	8	11	1	–	–	–	3	–	–	–
Presidente Tancredo Neves	–	1	–	1	–	1	–	–	–	–	–	–	–	–
Queimadas-BA	5	4	3	3	2	2	1	–	–	1	2	1	–	–
Quijingue	1	2	1	2	–	–	1	1	–	1	–	–	–	–
Quixabeira	1	–	1	–	–	–	1	–	–	–	–	–	–	–
Rafael Jambeiro	2	3	2	3	1	2	1	1	–	–	–	–	1	–
Remanso	24	34	8	8	5	5	3	3	–	–	16	26	–	–
Riachão das Neves	16	14	16	14	13	12	3	2	–	–	–	–	1	–
Riachão do Jacuípe	101	84	11	14	9	11	2	3	–	–	90	70	1	–
Riacho de Santana-BA	1	1	1	1	1	–	–	–	–	1	–	–	–	–
Ribeira do Amparo	6	10	6	10	6	6	–	4	–	–	–	–	–	–
Ribeira do Pombal	77	54	21	14	15	10	5	3	1	1	56	40	1	–
Ribeirão do Largo	2	1	2	1	–	1	2	–	–	–	–	–	–	–
Rio do Antônio	2	–	2	–	2	–	–	–	–	–	–	–	–	–

Capítulo 58 - Estatísticas Municipais

58.1 - Estatísticas municipais de acidentes do trabalho, por situação do registro e motivo - 2015/2016

(continuação)

MUNICÍPIO	ESTATÍSTICAS DE ACIDENTES DO TRABALHO													
	Total		Com CAT Registrada								Sem CAT Registrada		Óbito	
			Total		Motivo									
					Típico		Trajeto		Doença do Trabalho					
	2015	2016	2015	2016	2015	2016	2015	2016	2015	2016	2015	2016	2015	2016
Rio Real	1	6	1	6	1	5	–	1	–	–	–	–	–	1
Ruy Barbosa-BA	23	10	22	9	14	6	8	2	–	1	1	1	–	–
Salinas da Margarida	5	5	5	5	4	5	1	–	–	–	–	–	–	–
Salvador	6.006	5.873	4.447	4.341	3.232	3.139	911	931	304	271	1.559	1.532	12	17
Santa Bárbara-BA	2	2	2	2	–	2	2	–	–	–	–	–	–	–
Santa Brígida	1	3	1	3	–	3	1	–	–	–	–	–	–	–
Santa Cruz Cabrália	8	8	8	8	6	8	2	–	–	–	–	–	–	–
Santa Cruz da Vitória	2	3	2	3	–	3	2	–	–	–	–	–	–	–
Santa Inês-BA	–	1	–	1	–	1	–	–	–	–	–	–	–	–
Santaluz	12	10	12	10	8	6	4	3	–	1	–	–	–	–
Santa Luzia-BA	4	1	4	1	4	1	–	–	–	–	–	–	1	–
Santa Maria da Vitória	21	25	5	5	3	3	1	–	1	2	16	20	–	–
Santana-BA	20	14	3	1	2	–	1	–	–	1	17	13	–	–
Santanópolis	–	1	–	1	–	1	–	–	–	–	–	–	–	–
Santa Rita de Cássia	11	9	11	9	11	8	–	1	–	–	–	–	–	–
Santa Teresinha-BA	1	–	1	–	1	–	–	–	–	–	–	–	–	–
Santo Amaro	63	37	29	24	26	16	3	7	–	1	34	13	–	–
Santo Antônio de Jesus	220	167	97	99	74	68	23	29	–	2	123	68	–	–
Santo Estêvão	32	33	30	30	17	18	13	12	–	–	2	3	–	2
São Desidério	82	59	82	59	70	47	9	12	3	–	–	–	4	3
São Domingos-BA	1	–	1	–	1	–	–	–	–	–	–	–	–	–
São Félix	15	21	2	3	1	3	–	–	1	–	13	18	–	–
São Félix do Coribe	35	54	4	3	3	3	1	–	–	–	31	51	–	–
São Francisco do Conde	57	36	57	36	53	33	3	3	1	–	–	–	–	–
São Gabriel-BA	–	2	–	2	–	–	–	2	–	–	–	–	–	–
São Gonçalo dos Campos	29	41	29	41	22	27	6	14	1	–	–	–	–	1
São José da Vitória	2	2	2	2	2	2	–	–	–	–	–	–	–	–
São José do Jacuípe	–	1	–	1	–	1	–	–	–	–	–	–	–	–
São Miguel das Matas	–	1	–	1	–	–	–	1	–	–	–	–	–	–
São Sebastião do Passé	59	52	40	31	35	16	5	12	–	3	19	21	–	–
Sapeaçu	38	26	3	5	2	3	1	2	–	–	35	21	–	–
Sátiro Dias	3	2	3	2	3	1	–	1	–	–	–	–	–	–
Saubara	1	2	1	2	1	1	–	–	–	1	–	–	–	–
Seabra	18	17	8	7	6	5	2	2	–	–	10	10	–	–
Sebastião Laranjeiras	–	1	–	1	–	–	–	1	–	–	–	–	–	–
Senhor do Bonfim	106	103	36	37	20	18	13	17	3	2	70	66	2	–
Serra do Ramalho	13	10	5	5	4	3	1	1	–	1	8	5	–	1
Sento Sé	15	3	15	3	13	1	2	2	–	–	–	–	–	–
Serra Dourada	1	1	1	1	1	1	–	–	–	–	–	–	–	–
Serra Preta	2	–	2	–	1	–	1	–	–	–	–	–	–	–
Serrinha-BA	65	67	22	20	17	10	5	7	–	3	43	47	–	–
Simões Filho	389	274	370	256	293	203	40	28	37	25	19	18	–	4
Sítio do Mato	3	–	3	–	1	–	2	–	–	–	–	–	1	–
Sobradinho-BA	9	5	9	5	7	2	2	3	–	–	–	–	–	–
Souto Soares	1	–	1	–	–	–	1	–	–	–	–	–	–	–
Tabocas do Brejo Velho	1	4	1	4	1	2	–	2	–	–	–	–	–	–
Tanhaçu	6	3	6	3	6	1	–	2	–	–	–	–	–	–
Tanque Novo	1	–	1	–	1	–	–	–	–	–	–	–	–	–
Tanquinho	1	2	1	2	1	1	–	1	–	–	–	–	–	–
Taperoá-BA	1	1	1	1	1	1	–	–	–	–	–	–	–	–
Tapiramutá	1	–	1	–	1	–	–	–	–	–	–	–	–	–
Teixeira de Freitas	241	174	189	133	132	92	51	39	6	2	52	41	1	–
Teodoro Sampaio-BA	4	–	4	–	2	–	2	–	–	–	–	–	–	–
Teofilândia	4	7	4	7	4	6	0	1	0	0	0	0	0	0
Teolândia	–	1	–	1	–	1	–	–	–	–	–	–	–	–
Terra Nova-BA	8	13	8	13	7	12	1	1	–	–	–	–	–	–
Tremedal	2	–	2	–	2	–	–	–	–	–	–	–	–	–
Tucano	13	9	6	8	2	5	4	2	–	1	7	1	–	–
Uauá	2	3	2	3	2	2	–	1	–	–	–	–	–	–
Ubaíra	–	1	–	1	–	1	–	–	–	–	–	–	–	–
Ubaitaba	4	3	4	3	4	3	–	–	–	–	–	–	–	–
Ubatã	3	3	3	3	3	3	–	–	–	–	–	–	–	–
Uibaí	2	–	2	–	2	–	–	–	–	–	–	–	–	–
Umburanas	–	2	–	2	–	2	–	–	–	–	–	–	–	–
Una	7	6	7	6	7	5	–	1	–	–	–	–	–	–
Urandi	2	3	2	3	1	2	1	1	–	–	–	–	–	–
Uruçuca	4	7	4	7	2	5	1	2	1	–	–	–	–	–

Capítulo 58 - Estatísticas Municipais

58.1 - Estatísticas municipais de acidentes do trabalho, por situação do registro e motivo - 2015/2016

(continuação)

MUNICÍPIO	ESTATÍSTICAS DE ACIDENTES DO TRABALHO													
	Total		Com CAT Registrada								Sem CAT Registrada		Óbito	
			Total		Motivo									
					Típico		Trajeto		Doença do Trabalho					
	2015	2016	2015	2016	2015	2016	2015	2016	2015	2016	2015	2016	2015	2016
Utinga	4	2	4	2	2	2	2	–	–	–	–	–	–	–
Valença-BA	127	91	61	47	47	36	13	10	1	1	66	44	–	–
Valente	20	41	7	11	3	6	4	5	–	–	13	30	–	–
Várzea Nova	–	1	–	1	–	1	–	–	–	–	–	–	–	–
Varzedo	–	4	–	4	–	2	–	2	–	–	–	–	–	–
Vera Cruz-BA	13	11	13	11	12	6	1	5	–	–	–	–	–	–
Vereda	7	1	7	1	4	–	2	1	1	–	–	–	–	–
Vitória da Conquista	555	595	275	266	155	182	104	70	16	14	280	329	1	2
Wagner	–	1	–	1	–	–	–	–	–	1	–	–	–	–
Wanderley	2	1	2	1	2	1	–	–	–	–	–	–	–	–
Wenceslau Guimarães	5	1	5	1	5	1	–	–	–	–	–	–	1	–
Xique-Xique	26	19	4	2	3	1	1	1	–	–	22	17	–	–
Ignorado Bahia	134	103	25	21	14	10	11	11	–	–	109	82	1	–
Minas Gerais	**63.176**	**58.848**	**49.765**	**46.922**	**39.518**	**36.673**	**9.302**	**9.220**	**945**	**1.029**	**13.411**	**11.926**	**308**	**286**
Abadia dos Dourados	16	11	16	11	15	10	1	1	–	–	–	–	–	–
Abaeté	36	39	28	32	23	27	5	5	–	–	8	7	–	–
Abre Campo	12	7	12	7	11	6	1	1	–	–	–	–	–	–
Acaiaca	3	2	3	2	3	1	–	1	–	–	–	–	–	–
Açucena	9	6	9	6	8	3	1	3	–	–	–	–	–	–
Água Boa-MG	5	2	5	2	3	2	1	–	1	–	–	–	–	–
Água Comprida	6	2	6	2	6	2	–	–	–	–	–	–	–	–
Aguanil	2	3	2	3	1	3	1	–	–	–	–	–	–	–
Águas Formosas	84	63	9	4	4	4	5	–	–	–	75	59	–	–
Águas Vermelhas	7	3	7	3	3	2	4	1	–	–	–	–	–	–
Aimorés	104	83	22	30	19	25	3	3	–	2	82	53	–	–
Aiuruoca	3	3	3	3	1	3	2	–	–	–	–	–	–	–
Alagoa	1	–	1	–	1	–	–	–	–	–	–	–	–	–
Albertina	6	5	6	5	5	5	1	–	–	–	–	–	–	–
Além Paraíba	74	54	38	36	31	31	7	4	–	1	36	18	1	–
Alfenas	301	306	250	269	227	232	23	37	–	–	51	37	–	3
Alfredo Vasconcelos	12	9	12	9	8	9	4	–	–	–	–	–	2	–
Almenara	50	52	23	34	19	26	4	7	–	1	27	18	–	–
Alpercata	18	6	18	6	16	5	1	1	1	–	–	–	–	–
Alpinópolis	39	21	39	21	33	18	1	3	5	–	–	–	–	–
Alterosa	9	10	9	10	9	9	–	1	–	–	–	–	–	–
Alto Caparaó	4	1	4	1	4	1	–	–	–	–	–	–	–	–
Alto Rio Doce	3	4	3	4	2	3	1	1	–	–	–	–	–	1
Alvarenga	2	–	2	–	2	–	–	–	–	–	–	–	–	–
Alvinópolis	18	23	18	23	11	17	7	6	–	–	–	–	–	–
Alvorada de Minas	14	3	14	3	13	2	1	1	–	–	–	–	–	–
Amparo do Serra	4	–	4	–	1	–	3	–	–	–	–	–	–	–
Andradas	116	134	89	109	76	84	12	25	1	–	27	25	–	1
Cachoeira de Pajeú	4	4	4	4	3	4	1	–	–	–	–	–	–	–
Andrelândia	14	14	14	14	14	11	–	2	–	1	–	–	–	–
Angelândia	8	7	8	7	8	4	–	3	–	–	–	–	–	1
Antônio Carlos-MG	19	5	19	5	17	5	2	–	–	–	–	–	1	–
Antônio Dias	26	17	26	17	24	11	2	6	–	–	–	–	–	–
Antônio Prado de Minas	–	1	–	1	–	1	–	–	–	–	–	–	–	–
Araçaí	5	–	5	–	4	–	1	–	–	–	–	–	–	–
Aracitaba	4	–	4	–	3	–	–	–	1	–	–	–	–	–
Araçuaí	27	42	23	23	18	20	5	3	–	–	4	19	1	–
Araguari	541	485	479	460	368	360	109	98	2	2	62	25	4	–
Arantina	2	–	2	–	2	–	–	–	–	–	–	–	–	–
Araponga	1	1	1	1	1	1	–	–	–	–	–	–	–	–
Araporã	54	47	54	47	46	45	8	2	–	–	–	–	–	–
Arapuá	14	53	14	53	11	50	3	2	–	1	–	–	–	–
Araújos	16	10	16	10	16	9	–	1	–	–	–	–	1	–
Araxá	253	257	227	226	200	190	26	36	1	–	26	31	2	3
Arceburgo	40	44	40	44	36	42	4	2	–	–	–	–	–	–
Arcos	194	147	173	131	131	115	27	15	15	1	21	16	1	1
Areado	27	19	27	19	27	18	–	1	–	–	–	–	–	1
Argirita	–	5	–	5	–	5	–	–	–	–	–	–	–	–
Aricanduva	2	2	2	2	2	1	–	1	–	–	–	–	–	–
Arinos	3	4	3	4	1	4	2	–	–	–	–	–	–	–
Astolfo Dutra	28	22	28	22	28	20	–	2	–	–	–	–	1	–
Ataléia	1	4	1	4	1	4	–	–	–	–	–	–	–	–

Capítulo 58 - Estatísticas Municipais

58.1 - Estatísticas municipais de acidentes do trabalho, por situação do registro e motivo - 2015/2016

(continuação)

MUNICÍPIO	ESTATÍSTICAS DE ACIDENTES DO TRABALHO													
	Total		Com CAT Registrada								Sem CAT Registrada		Óbito	
			Total		Motivo									
					Típico		Trajeto		Doença do Trabalho					
	2015	2016	2015	2016	2015	2016	2015	2016	2015	2016	2015	2016	2015	2016
Augusto de Lima	10	4	10	4	9	3	1	1	–	–	–	–	–	–
Baependi	40	31	40	31	31	23	8	8	1	–	–	–	–	–
Baldim	5	5	5	5	4	4	1	1	–	–	–	–	–	–
Bambuí	124	145	113	134	104	110	7	23	2	1	11	11	–	2
Bandeira	–	1	–	1	–	–	–	1	–	–	–	–	–	–
Bandeira do Sul	9	3	9	3	8	3	1	–	–	–	–	–	–	–
Barão de Cocais	52	54	38	42	30	35	8	7	–	–	14	12	–	–
Barão de Monte Alto	1	3	1	3	1	3	–	–	–	–	–	–	–	–
Barbacena	423	462	286	275	210	218	67	52	9	5	137	187	4	2
Barra Longa	2	11	2	11	2	11	–	–	–	–	–	–	–	–
Barroso	61	19	61	19	54	16	5	1	2	2	–	–	–	–
Bela Vista de Minas	15	8	15	8	11	3	4	4	–	1	–	–	2	–
Belmiro Braga	3	–	3	–	3	–	–	–	–	–	–	–	–	–
Belo Horizonte	10.068	9.681	8.893	8.492	6.897	6.408	1.886	1.881	110	203	1.175	1.189	17	18
Belo Oriente	86	75	69	56	56	48	8	8	5	–	17	19	–	–
Belo Vale	4	7	4	7	3	5	–	2	1	–	–	–	–	–
Berilo	1	4	1	4	–	2	1	2	–	–	–	–	–	–
Bertópolis	1	2	1	2	1	2	–	–	–	–	–	–	–	–
Berizal	5	1	5	1	1	1	4	–	–	–	–	–	–	–
Betim	2.001	1.752	1.525	1.329	1.255	1.087	218	210	52	32	476	423	6	2
Bias Fortes	–	1	–	1	–	1	–	–	–	–	–	–	–	–
Bicas	11	14	11	14	9	10	1	3	1	1	–	–	–	–
Biquinhas	2	2	2	2	2	1	–	1	–	–	–	–	–	–
Boa Esperança-MG	92	118	47	71	37	62	9	9	1	–	45	47	–	–
Bocaina de Minas	4	2	4	2	4	2	–	–	–	–	–	–	–	–
Bocaiúva	96	98	42	43	38	40	4	3	–	–	54	55	–	1
Bom Despacho	229	213	148	145	130	126	17	19	1	–	81	68	–	1
Bom Jardim de Minas	1	3	1	3	–	1	1	2	–	–	–	–	–	–
Bom Jesus da Penha	3	3	3	3	3	2	–	1	–	–	–	–	–	–
Bom Jesus do Amparo	7	10	7	10	6	5	1	5	–	–	–	–	–	1
Bom Jesus do Galho	6	10	6	10	6	8	–	2	–	–	–	–	–	–
Bom Repouso	2	1	2	1	2	1	–	–	–	–	–	–	–	–
Bom Sucesso-MG	17	20	17	20	14	18	–	1	3	1	–	–	–	–
Bonfim-MG	2	2	2	2	1	1	1	1	–	–	–	–	–	–
Bonfinópolis de Minas	2	4	2	4	1	4	1	–	–	–	–	–	–	–
Bonito de Minas	–	3	–	3	–	2	–	1	–	–	–	–	–	–
Borda da Mata	23	20	23	20	18	13	4	7	1	–	–	–	1	–
Botelhos	18	16	18	16	15	15	3	1	–	–	–	–	1	–
Botumirim	3	1	3	1	3	1	–	–	–	–	–	–	–	–
Brasilândia de Minas	9	10	9	10	8	9	1	1	–	–	–	–	–	–
Brasília de Minas	69	23	13	6	12	6	1	–	–	–	56	17	–	–
Brás Pires	4	–	4	–	4	–	–	–	–	–	–	–	–	–
Braúnas	2	2	2	2	2	2	–	–	–	–	–	–	–	–
Brasópolis	16	9	16	9	12	7	3	2	1	–	–	–	–	–
Brumadinho	191	118	149	87	118	76	21	9	10	2	42	31	2	–
Bueno Brandão	10	9	10	9	8	7	2	2	–	–	–	–	–	–
Buenópolis	2	4	2	4	2	4	–	–	–	–	–	–	–	–
Bugre	–	1	–	1	–	1	–	–	–	–	–	–	–	–
Buritis-MG	26	33	26	33	24	31	2	2	–	–	–	–	–	2
Buritizeiro	51	41	51	41	41	37	10	3	–	1	–	–	4	1
Cabeceira Grande	7	3	7	3	7	3	–	–	–	–	–	–	–	–
Cabo Verde	27	29	27	29	25	28	2	1	–	–	–	–	–	–
Cachoeira da Prata	3	1	3	1	1	1	2	–	–	–	–	–	–	–
Cachoeira de Minas	22	24	22	24	17	21	5	3	–	–	–	–	–	–
Cachoeira Dourada-MG	10	4	10	4	10	4	–	–	–	–	–	–	–	–
Caetanópolis	31	25	31	25	27	23	4	2	–	–	–	–	–	1
Caeté	110	97	94	84	79	60	13	24	2	–	16	13	1	–
Cajuri	3	2	3	2	3	2	–	–	–	–	–	–	–	–
Caldas	11	28	11	28	11	24	–	3	–	1	–	–	–	–
Camacho	–	1	–	1	–	1	–	–	–	–	–	–	–	–
Camanducaia	85	71	85	71	72	63	12	7	1	1	–	–	1	–
Cambuí	141	133	140	133	121	117	10	16	9	–	1	–	–	–
Cambuquira	12	11	12	11	11	10	1	1	–	–	–	–	–	–
Campanário	5	1	5	1	4	1	1	–	–	–	–	–	–	–
Campanha	27	24	27	24	25	17	1	7	1	–	–	–	3	4
Campestre-MG	20	22	20	22	20	17	–	5	–	–	–	–	1	1
Campina Verde	88	54	64	43	58	39	5	4	1	–	24	11	1	2

Capítulo 58 - Estatísticas Municipais

58.1 - Estatísticas municipais de acidentes do trabalho, por situação do registro e motivo - 2015/2016

(continuação)

MUNICÍPIO	ESTATÍSTICAS DE ACIDENTES DO TRABALHO													
	Total		Com CAT Registrada								Sem CAT Registrada		Óbito	
			Total		Motivo									
					Típico		Trajeto		Doença do Trabalho					
	2015	2016	2015	2016	2015	2016	2015	2016	2015	2016	2015	2016	2015	2016
Campo Azul	2	–	2	–	1	–	1	–	–	–	–	–	–	–
Campo Belo	86	61	51	48	43	38	5	9	3	1	35	13	–	–
Campo do Meio	8	10	8	10	7	8	1	2	–	–	–	–	–	–
Campo Florido	64	72	64	72	58	67	5	5	1	–	–	–	1	1
Campos Altos	19	19	19	19	16	13	3	6	–	–	–	–	2	2
Campos Gerais	35	30	22	19	20	16	2	3	–	–	13	11	–	–
Canaã	1	–	1	–	1	–	–	–	–	–	–	–	–	–
Canápolis-MG	7	24	7	24	7	11	–	13	–	–	–	–	–	1
Cana Verde	4	2	4	2	4	1	–	1	–	–	–	–	–	–
Candeias-MG	11	15	11	15	10	13	1	1	–	1	–	–	2	1
Cantagalo-MG	5	2	5	2	5	2	–	–	–	–	–	–	–	–
Caparaó	2	–	2	–	1	–	1	–	–	–	–	–	–	–
Capela Nova	2	–	2	–	2	–	–	–	–	–	–	–	–	–
Capelinha	86	95	26	31	23	27	3	4	–	–	60	64	–	–
Capetinga	5	13	5	13	5	10	–	3	–	–	–	–	–	–
Capim Branco	5	3	5	3	2	2	3	1	–	–	–	–	–	–
Capinópolis	50	37	50	37	45	35	5	2	–	–	–	–	–	–
Capitão Andrade	2	–	2	–	2	–	–	–	–	–	–	–	–	–
Capitão Enéas	15	19	15	19	15	16	–	3	–	–	–	–	–	–
Capitólio	29	27	29	27	22	21	7	6	–	–	–	–	–	–
Caraí	2	–	2	–	1	–	1	–	–	–	–	–	–	–
Caranaíba	3	–	3	–	2	–	1	–	–	–	–	–	–	–
Carandaí	88	93	39	63	35	53	4	10	–	–	49	30	–	1
Carangola	197	147	10	9	8	3	2	5	–	1	187	138	–	–
Caratinga	472	359	195	150	150	118	41	31	4	1	277	209	2	–
Carbonita	11	11	11	11	10	8	1	3	–	–	–	–	–	2
Careaçu	9	9	9	9	8	8	1	1	–	–	–	–	–	–
Carlos Chagas	22	20	22	20	21	19	1	1	–	–	–	–	–	–
Carmo da Cachoeira	8	17	8	17	8	15	–	2	–	–	–	–	1	–
Carmo da Mata	24	18	24	18	22	15	–	1	2	2	–	–	–	–
Carmo de Minas	7	11	7	11	5	8	2	3	–	–	–	–	–	–
Carmo do Cajuru	67	46	67	46	61	41	6	5	–	–	–	–	1	1
Carmo do Paranaíba	63	82	37	68	32	56	4	9	1	3	26	14	–	–
Carmo do Rio Claro	39	35	39	35	34	31	5	4	–	–	–	–	1	2
Carmópolis de Minas	36	38	36	38	35	35	1	3	–	–	–	–	1	–
Carneirinho	23	26	23	26	22	22	1	4	–	–	–	–	–	–
Carrancas	1	2	1	2	1	1	–	1	–	–	–	–	–	–
Carvalhópolis	2	4	2	4	1	4	1	–	–	–	–	–	–	–
Carvalhos	4	1	4	1	2	–	2	1	–	–	–	–	–	–
Casa Grande	1	–	1	–	1	–	–	–	–	–	–	–	–	–
Cascalho Rico	5	6	5	6	4	6	1	–	–	–	–	–	–	–
Cássia	63	79	18	28	15	27	3	1	–	–	45	51	–	–
Conceição da Barra de Minas	2	–	2	–	1	–	1	–	–	–	–	–	–	–
Cataguases	413	363	242	223	193	178	43	37	6	8	171	140	2	–
Catas Altas	13	9	13	9	9	9	4	–	–	–	–	–	–	–
Catas Altas da Noruega	1	–	1	–	1	–	–	–	–	–	–	–	–	–
Catuji	3	4	3	4	3	3	–	1	–	–	–	–	–	–
Catuti	1	–	1	–	–	–	1	–	–	–	–	–	–	–
Caxambu	50	29	36	26	26	23	10	3	–	–	14	3	1	–
Cedro do Abaeté	1	1	1	1	1	1	–	–	–	–	–	–	–	–
Central de Minas	4	–	4	–	4	–	–	–	–	–	–	–	–	–
Centralina	4	8	4	8	3	8	1	–	–	–	–	–	–	–
Chapada do Norte	6	–	6	–	5	–	1	–	–	–	–	–	–	–
Chapada Gaúcha	2	2	2	2	–	2	2	–	–	–	–	–	–	–
Chiador	1	1	1	1	1	1	–	–	–	–	–	–	–	–
Cipotânea	1	–	1	–	1	–	–	–	–	–	–	–	–	–
Claraval	12	12	12	12	12	10	–	2	–	–	–	–	–	–
Claro dos Poções	5	3	5	3	4	2	1	1	–	–	–	–	2	–
Cláudio	109	86	92	73	69	56	10	7	13	10	17	13	–	–
Coimbra	4	4	4	4	3	2	1	2	–	–	–	–	–	–
Coluna	5	–	5	–	5	–	–	–	–	–	–	–	–	–
Comendador Gomes	27	11	27	11	21	11	6	–	–	–	–	–	2	–
Comercinho	–	2	–	2	–	1	–	1	–	–	–	–	–	–
Conceição da Aparecida	8	8	8	8	4	7	4	1	–	–	–	–	–	–
Conceição das Pedras	–	1	–	1	–	–	–	1	–	–	–	–	–	–
Conceição das Alagoas	41	41	40	39	37	36	3	3	–	–	1	2	1	–
Conceição de Ipanema	–	1	–	1	–	1	–	–	–	–	–	–	–	–

Capítulo 58 - Estatísticas Municipais

58.1 - Estatísticas municipais de acidentes do trabalho, por situação do registro e motivo - 2015/2016

(continuação)

MUNICÍPIO	ESTATÍSTICAS DE ACIDENTES DO TRABALHO													
	Total		Com CAT Registrada								Sem CAT Registrada		Óbito	
			Total		Motivo									
					Típico		Trajeto		Doença do Trabalho					
	2015	2016	2015	2016	2015	2016	2015	2016	2015	2016	2015	2016	2015	2016
Conceição do Mato Dentro	55	65	45	60	39	50	6	10	–	–	10	5	–	–
Conceição do Pará	53	59	53	59	53	58	–	1	–	–	–	–	–	–
Conceição do Rio Verde	29	19	29	19	27	17	2	2	–	–	–	–	1	–
Conceição dos Ouros	7	7	7	7	5	4	2	3	–	–	–	–	1	1
Cônego Marinho	1	–	1	–	–	–	1	–	–	–	–	–	–	–
Confins	65	124	65	124	50	90	15	13	–	21	–	–	–	–
Congonhal	12	8	12	8	11	7	1	1	–	–	–	–	–	–
Congonhas	165	126	136	103	94	76	38	25	4	2	29	23	3	–
Congonhas do Norte	–	1	–	1	–	1	–	–	–	–	–	–	–	–
Conquista	15	8	15	8	12	7	3	1	–	–	–	–	1	–
Conselheiro Lafaiete	198	209	162	162	127	127	34	32	1	3	36	47	–	3
Conselheiro Pena	17	8	10	8	6	5	2	3	2	–	7	–	–	–
Consolação	–	1	–	1	–	1	–	–	–	–	–	–	–	–
Contagem	3.203	2.819	2.444	2.292	1.967	1.804	434	416	43	72	759	527	10	4
Coqueiral	5	9	5	9	4	9	1	–	–	–	–	–	–	–
Coração de Jesus	9	11	3	2	2	–	1	2	–	–	6	9	–	–
Cordisburgo	4	6	4	6	3	6	1	–	–	–	–	–	–	–
Cordislândia	5	5	5	5	5	5	–	–	–	–	–	–	–	–
Corinto	122	88	23	26	21	24	2	2	–	–	99	62	3	–
Coroaci	3	1	3	1	1	1	2	–	–	–	–	–	–	–
Coromandel	41	29	35	24	31	21	3	2	1	1	6	5	2	–
Coronel Fabriciano	286	249	221	200	159	130	60	69	2	1	65	49	1	1
Coronel Murta	1	7	1	7	1	6	–	1	–	–	–	–	–	–
Coronel Pacheco	4	2	4	2	3	2	–	–	1	–	–	–	–	–
Coronel Xavier Chaves	–	1	–	1	–	1	–	–	–	–	–	–	–	–
Córrego Danta	13	8	13	8	9	2	4	6	–	–	–	–	1	2
Córrego do Bom Jesus	1	–	1	–	–	–	1	–	–	–	–	–	–	–
Córrego Fundo	12	7	12	7	11	6	1	–	–	1	–	–	–	–
Córrego Novo	2	1	2	1	1	1	1	–	–	–	–	–	–	–
Couto de Magalhães de Minas	–	1	–	1	–	1	–	–	–	–	–	–	–	–
Crisólita	3	–	3	–	1	–	2	–	–	–	–	–	–	–
Cristais	5	14	5	14	5	11	–	2	–	1	–	–	–	–
Cristália	1	3	1	3	1	1	–	1	–	1	–	–	–	–
Cristiano Otoni	6	7	6	7	3	7	3	–	–	–	–	–	1	1
Cristina	3	5	3	5	2	5	1	–	–	–	–	–	1	–
Crucilândia	3	1	3	1	3	1	–	–	–	–	–	–	–	–
Cruzeiro da Fortaleza	2	3	2	3	1	2	1	1	–	–	–	–	–	–
Cruzília	23	27	23	27	19	25	4	2	–	–	–	–	–	1
Curral de Dentro	3	–	3	–	2	–	1	–	–	–	–	–	1	–
Curvelo	325	332	229	211	194	164	34	45	1	2	96	121	2	5
Datas	1	2	1	2	1	2	–	–	–	–	–	–	–	–
Delfim Moreira	9	7	9	7	8	4	1	3	–	–	–	–	–	–
Delfinópolis	23	19	23	19	23	18	–	1	–	–	–	–	–	–
Delta	36	25	36	25	34	21	2	4	–	–	–	–	1	–
Descoberto	–	1	–	1	–	1	–	–	–	–	–	–	–	–
Desterro de Entre Rios	2	2	2	2	1	2	1	–	–	–	–	–	–	–
Desterro do Melo	1	2	1	2	1	1	–	1	–	–	–	–	–	–
Diamantina	200	200	84	74	64	65	19	9	1	–	116	126	–	–
Diogo de Vasconcelos	1	1	1	1	1	1	–	–	–	–	–	–	–	–
Dionísio	2	4	2	4	2	4	–	–	–	–	–	–	–	–
Divinésia	4	1	4	1	2	–	1	1	1	–	–	–	–	–
Divino	6	5	6	5	5	4	1	–	–	1	–	–	–	–
Divino das Laranjeiras	3	1	3	1	2	1	1	–	–	–	–	–	–	–
Divinolândia de Minas	6	2	6	2	6	2	–	–	–	–	–	–	–	–
Divinópolis	878	832	664	662	535	521	120	137	9	4	214	170	5	5
Divisa Alegre	4	7	4	7	3	5	1	2	–	–	–	–	–	–
Divisa Nova	4	5	4	5	3	5	–	–	1	–	–	–	–	–
Divisópolis	4	–	4	–	4	–	–	–	–	–	–	–	–	–
Dom Bosco	2	1	2	1	1	1	1	–	–	–	–	–	–	–
Dom Cavati	–	2	–	2	–	1	–	1	–	–	–	–	–	–
Dom Joaquim	4	4	4	4	3	3	1	1	–	–	–	–	–	–
Dom Silvério	3	14	3	14	3	14	–	–	–	–	–	–	–	–
Dom Viçoso	1	1	1	1	–	–	1	1	–	–	–	–	–	–
Dona Euzébia	1	2	1	2	1	1	–	1	–	–	–	–	–	–
Dores de Campos	17	5	17	5	9	5	8	–	–	–	–	–	–	–
Dores de Guanhães	13	2	13	2	13	2	–	–	–	–	–	–	–	–
Dores do Indaiá	48	52	12	7	10	5	2	2	–	–	36	45	–	–

Capítulo 58 - Estatísticas Municipais

58.1 - Estatísticas municipais de acidentes do trabalho, por situação do registro e motivo - 2015/2016

(continuação)

MUNICÍPIO	ESTATÍSTICAS DE ACIDENTES DO TRABALHO													
	Total		Com CAT Registrada								Sem CAT Registrada		Óbito	
			Total		Motivo									
					Típico		Trajeto		Doença do Trabalho					
	2015	2016	2015	2016	2015	2016	2015	2016	2015	2016	2015	2016	2015	2016
Dores do Turvo	3	–	3	–	3	–	–	–	–	–	–	–	–	–
Doresópolis	–	1	–	1	–	1	–	–	–	–	–	–	–	–
Douradoquara	1	–	1	–	–	–	1	–	–	–	–	–	–	–
Durandé	2	1	2	1	–	1	2	–	–	–	–	–	–	–
Elói Mendes	27	34	27	34	23	28	4	6	–	–	–	–	–	–
Engenheiro Caldas	5	3	5	3	5	2	–	1	–	–	–	–	–	–
Engenheiro Navarro	4	–	4	–	2	–	2	–	–	–	–	–	1	–
Entre Folhas	1	4	1	4	1	4	–	–	–	–	–	–	–	–
Entre Rios de Minas	17	13	17	13	6	10	11	2	–	1	–	–	–	–
Ervália	5	3	5	3	4	1	1	2	–	–	–	–	–	–
Esmeraldas	48	51	48	51	40	39	6	8	2	4	–	–	–	–
Espera Feliz	58	51	7	12	5	9	2	3	–	–	51	39	–	–
Espinosa	9	15	5	3	3	1	2	2	–	–	4	12	–	–
Espírito Santo do Dourado	1	–	1	–	1	–	–	–	–	–	–	–	–	–
Estiva	9	4	9	4	6	4	3	–	–	–	–	–	1	–
Estrela Dalva	–	3	–	3	–	3	–	–	–	–	–	–	–	1
Estrela do Indaiá	4	3	4	3	4	2	–	1	–	–	–	–	–	–
Estrela do Sul	17	34	17	34	15	16	2	18	–	–	–	–	–	3
Eugenópolis	7	2	7	2	6	1	1	–	–	1	–	–	–	–
Ewbank da Câmara	4	6	4	6	4	4	–	2	–	–	–	–	–	–
Extrema	197	151	197	151	175	133	18	18	4	–	–	–	2	1
Fama	2	1	2	1	2	1	–	–	–	–	–	–	–	–
Faria Lemos	4	2	4	2	4	2	–	–	–	–	–	–	–	–
Felício dos Santos	1	1	1	1	1	1	–	–	–	–	–	–	–	–
São Gonçalo do Rio Preto	2	–	2	–	2	–	–	–	–	–	–	–	–	–
Felisburgo	2	2	2	2	2	2	–	–	–	–	–	–	–	–
Felixlândia	11	23	11	23	10	20	1	3	–	–	–	–	1	–
Ferros	8	8	8	8	6	6	2	2	–	–	–	–	–	–
Fervedouro	4	6	4	6	4	5	–	1	–	–	–	–	–	–
Florestal	5	7	5	7	4	7	1	–	–	–	–	–	–	–
Formiga	262	259	173	161	149	124	22	34	2	3	89	98	–	3
Formoso-MG	1	5	1	5	1	5	–	–	–	–	–	–	–	–
Fortaleza de Minas	9	5	9	5	8	5	1	–	–	–	–	–	–	–
Fortuna de Minas	1	1	1	1	1	1	–	–	–	–	–	–	–	–
Francisco Badaró	2	–	2	–	1	–	1	–	–	–	–	–	–	–
Francisco Dumont	3	3	3	3	3	3	–	–	–	–	–	–	–	–
Francisco Sá	11	11	11	11	10	8	1	2	–	1	–	–	1	1
Franciscópolis	3	4	3	4	2	4	1	–	–	–	–	–	–	–
Frei Gaspar	–	2	–	2	–	2	–	–	–	–	–	–	–	–
Frei Inocêncio	5	4	5	4	3	2	2	2	–	–	–	–	–	–
Fronteira	30	22	30	22	27	19	2	3	1	–	–	–	–	–
Fruta de Leite	2	1	2	1	2	1	–	–	–	–	–	–	–	–
Frutal	279	262	270	235	232	198	37	37	1	–	9	27	1	–
Funilândia	3	7	3	7	3	5	–	2	–	–	–	–	–	–
Galiléia	4	4	4	4	2	2	2	2	–	–	–	–	1	–
Gameleiras	–	2	–	2	–	1	–	1	–	–	–	–	–	–
Goianá	4	3	4	3	4	3	–	–	–	–	–	–	–	–
Gonçalves	2	4	2	4	2	3	–	1	–	–	–	–	–	–
Gouvêa	8	11	8	11	7	7	–	3	1	1	–	–	–	–
Governador Valadares	898	777	639	602	434	407	198	182	7	13	259	175	4	4
Grão Mogol	18	16	18	16	15	14	3	2	–	–	–	–	–	1
Grupiara	–	1	–	1	–	1	–	–	–	–	–	–	–	–
Guanhães	105	64	53	46	39	34	14	12	–	–	52	18	–	1
Guapé	14	17	14	17	13	13	1	4	–	–	–	–	–	–
Guaraciaba-MG	3	4	3	4	2	2	1	2	–	–	–	–	–	–
Guaraciama	1	1	1	1	1	1	–	–	–	–	–	–	–	–
Guaranésia	161	163	161	163	152	148	6	15	3	–	–	–	–	1
Guarani	5	2	5	2	3	1	2	1	–	–	–	–	–	–
Guarará	–	2	–	2	–	2	–	–	–	–	–	–	–	1
Guarda-Mor	8	9	8	9	7	9	1	–	–	–	–	–	–	–
Guaxupé	457	454	413	407	365	341	47	66	1	–	44	47	–	1
Guidoval	18	9	18	9	5	7	13	2	–	–	–	–	–	–
Guimarânia	9	2	9	2	7	1	2	1	–	–	–	–	–	1
Guiricema	1	8	1	8	–	5	1	3	–	–	–	–	–	–
Gurinhatã	6	9	6	9	4	7	2	2	–	–	–	–	–	–
Heliodora	2	1	2	1	2	1	–	–	–	–	–	–	–	–
Iapu	8	7	8	7	5	6	3	1	–	–	–	–	1	1

Capítulo 58 - Estatísticas Municipais

58.1 - Estatísticas municipais de acidentes do trabalho, por situação do registro e motivo - 2015/2016

(continuação)

MUNICÍPIO	ESTATÍSTICAS DE ACIDENTES DO TRABALHO													
	Total		Com CAT Registrada								Sem CAT Registrada		Óbito	
			Total		Motivo									
					Típico		Trajeto		Doença do Trabalho					
	2015	2016	2015	2016	2015	2016	2015	2016	2015	2016	2015	2016	2015	2016
Ibertioga	4	1	4	1	3	1	–	–	1	–	–	–	–	–
Ibiá	48	93	41	65	37	60	4	5	–	–	7	28	1	1
Ibiaí	4	4	4	4	4	1	–	3	–	–	–	–	–	–
Ibiraci	12	15	12	15	12	13	–	2	–	–	–	–	–	–
Ibirité	338	331	189	184	145	146	44	38	–	–	149	147	1	–
Ibitiúra de Minas	2	1	2	1	2	1	–	–	–	–	–	–	–	–
Ibituruna	–	1	–	1	–	1	–	–	–	–	–	–	–	–
Igarapé	78	116	78	116	69	105	8	10	1	1	–	–	–	–
Igaratinga	18	20	18	20	15	18	3	2	–	–	–	–	–	–
Iguatama	9	16	9	16	9	16	–	–	–	–	–	–	–	–
Ijaci	8	13	8	13	8	11	–	2	–	–	–	–	–	–
Ilicínea	10	7	10	7	8	7	1	–	1	–	–	–	–	–
Imbé de Minas	5	2	5	2	5	2	–	–	–	–	–	–	–	–
Inconfidentes	1	5	1	5	1	5	–	–	–	–	–	–	–	–
Indaiabira	1	–	1	–	–	–	1	–	–	–	–	–	–	–
Indianópolis-MG	22	18	22	18	17	16	5	2	–	–	–	–	1	–
Ingaí	7	4	7	4	5	3	2	1	–	–	–	–	–	–
Inhapim	99	77	7	14	5	11	2	3	–	–	92	63	–	–
Inhaúma	15	14	15	14	14	14	1	–	–	–	–	–	–	–
Inimutaba	8	13	8	13	7	12	1	1	–	–	–	–	1	–
Ipaba	22	23	22	23	18	19	4	4	–	–	–	–	–	1
Ipanema	14	14	14	14	13	12	1	2	–	–	–	–	–	–
Ipatinga	1.335	1.159	1.222	1.027	806	650	406	361	10	16	113	132	2	5
Ipiaçu	12	3	12	3	12	3	–	–	–	–	–	–	–	1
Ipuiúna	5	8	5	8	2	8	2	–	1	–	–	–	–	–
Iraí de Minas	3	8	3	8	3	5	–	3	–	–	–	–	–	–
Itabira	494	357	457	318	400	260	52	42	5	16	37	39	–	–
Itabirinha de Mantena	3	–	3	–	–	–	3	–	–	–	–	–	–	–
Itabirito	219	198	196	181	158	149	25	22	13	10	23	17	6	1
Itacambira	12	17	12	17	12	17	–	–	–	–	–	–	–	–
Itacarambi	38	20	38	20	35	19	3	1	–	–	–	–	–	–
Itaguara	13	17	13	17	12	16	–	1	1	–	–	–	–	–
Itaipé	2	2	2	2	2	2	–	–	–	–	–	–	–	–
Itajubá	484	391	461	374	358	281	89	79	14	14	23	17	–	–
Itamarandiba	67	40	7	9	6	9	1	–	–	–	60	31	–	1
Itamarati de Minas	4	5	4	5	4	3	–	2	–	–	–	–	–	–
Itambacuri	30	15	18	8	17	6	1	2	–	–	12	7	1	–
Itambé do Mato Dentro	1	2	1	2	1	1	–	1	–	–	–	–	–	–
Itamogi	7	6	7	6	7	6	–	–	–	–	–	–	1	–
Itamonte	76	57	76	57	72	51	4	6	–	–	–	–	–	–
Itanhandu	44	46	44	46	41	41	3	5	–	–	–	–	–	–
Itanhomi	3	1	3	1	2	1	1	–	–	–	–	–	–	–
Itaobim	86	40	10	8	9	7	1	1	–	–	76	32	–	–
Itapagipe	53	39	53	39	52	39	–	–	1	–	–	–	–	1
Itapecerica	61	41	61	41	50	35	11	6	–	–	–	–	–	–
Itapeva-MG	20	29	20	29	18	24	2	5	–	–	–	–	–	–
Itatiaiuçu	47	34	47	34	43	31	4	3	–	–	–	–	–	–
Itaú de Minas	26	40	26	40	25	31	1	4	–	5	–	–	–	–
Itaúna	368	324	327	305	272	259	53	45	2	1	41	19	3	2
Itaverava	4	2	4	2	3	–	1	2	–	–	–	–	–	–
Itinga	2	5	2	5	2	3	–	2	–	–	–	–	–	–
Itueta	1	2	1	2	1	2	–	–	–	–	–	–	–	–
Ituiutaba	350	304	277	260	223	212	53	48	1	–	73	44	5	2
Itumirim	3	4	3	4	3	2	–	2	–	–	–	–	–	–
Iturama	228	189	130	160	113	144	17	15	–	1	98	29	–	–
Itutinga	1	2	1	2	–	2	1	–	–	–	–	–	–	–
Jaboticatubas	6	12	6	12	5	4	1	8	–	–	–	–	–	–
Jacinto	6	4	6	4	3	4	3	–	–	–	–	–	–	–
Jacuí	5	4	5	4	5	4	–	–	–	–	–	–	–	–
Jacutinga-MG	25	36	25	36	22	30	2	5	1	1	–	–	–	–
Jaguaraçu	13	30	13	30	12	26	1	4	–	–	–	–	–	–
Jaíba	54	42	54	42	50	36	4	6	–	–	–	–	1	1
Jampruca	4	–	4	–	3	–	1	–	–	–	–	–	–	–
Janaúba	196	125	102	75	84	49	13	23	5	3	94	50	1	2
Januária	64	60	18	19	16	14	2	4	–	1	46	41	–	–
Japaraíba	1	3	1	3	1	3	–	–	–	–	–	–	–	–
Japonvar	1	1	1	1	1	1	–	–	–	–	–	–	–	–

Capítulo 58 - Estatísticas Municipais

58.1 - Estatísticas municipais de acidentes do trabalho, por situação do registro e motivo - 2015/2016

(continuação)

MUNICÍPIO	ESTATÍSTICAS DE ACIDENTES DO TRABALHO													
	Total		Com CAT Registrada								Sem CAT Registrada		Óbito	
			Total		Motivo									
					Típico		Trajeto		Doença do Trabalho					
	2015	2016	2015	2016	2015	2016	2015	2016	2015	2016	2015	2016	2015	2016
Jeceaba	30	34	30	34	28	33	2	1	–	–	–	–	–	–
Jenipapo de Minas	–	1	–	1	–	1	–	–	–	–	–	–	–	–
Jequeri	9	11	9	11	8	10	1	1	–	–	–	–	–	–
Jequitaí	6	10	6	10	5	8	1	1	–	1	–	–	–	1
Jequitibá	8	5	8	5	8	5	–	–	–	–	–	–	–	–
Jequitinhonha	34	39	3	6	2	5	1	1	–	–	31	33	1	–
Jesuânia	2	–	2	–	2	–	–	–	–	–	–	–	–	–
Joaíma	1	3	1	3	1	2	–	1	–	–	–	–	–	–
Joanésia	3	–	3	–	3	–	–	–	–	–	–	–	–	–
João Monlevade	231	219	208	192	167	156	33	36	8	–	23	27	2	3
João Pinheiro	183	166	164	149	156	143	8	6	–	–	19	17	1	1
Joaquim Felício	2	4	2	4	2	4	–	–	–	–	–	–	–	1
Jordânia	–	2	–	2	–	2	–	–	–	–	–	–	–	–
José Gonçalves de Minas	3	–	3	–	2	–	1	–	–	–	–	–	–	–
José Raydan	–	1	–	1	–	1	–	–	–	–	–	–	–	–
Josenópolis	–	2	–	2	–	2	–	–	–	–	–	–	–	–
Nova União-MG	13	6	13	6	11	6	2	–	–	–	–	–	–	–
Juatuba	83	63	83	63	65	50	16	12	2	1	–	–	–	2
Juiz de Fora	2.943	2.695	1.803	1.641	1.296	1.184	269	254	238	203	1.140	1.054	7	9
Juramento	3	–	3	–	1	–	1	–	1	–	–	–	–	–
Juruaia	3	4	3	4	3	3	–	1	–	–	–	–	–	–
Juvenília	1	–	1	–	–	–	1	–	–	–	–	–	–	–
Ladainha	–	2	–	2	–	–	–	2	–	–	–	–	–	–
Lagamar	7	9	7	9	7	8	–	1	–	–	–	–	–	–
Lagoa da Prata	271	243	140	122	111	101	26	19	3	2	131	121	2	–
Lagoa Dourada	5	9	5	9	5	9	–	–	–	–	–	–	1	–
Lagoa Formosa	17	16	17	16	17	12	–	4	–	–	–	–	1	1
Lagoa Grande-MG	15	8	15	8	14	6	1	2	–	–	–	–	–	–
Lagoa Santa-MG	133	148	133	148	106	125	27	23	–	–	–	–	–	1
Lajinha	10	9	10	9	9	7	1	2	–	–	–	–	–	1
Lambari	14	14	14	14	13	11	1	3	–	–	–	–	–	–
Lamim	2	–	2	–	1	–	1	–	–	–	–	–	–	–
Laranjal-MG	3	2	3	2	1	2	2	–	–	–	–	–	–	–
Lassance	21	9	21	9	21	8	–	–	–	1	–	–	–	–
Lavras	248	196	230	183	190	150	38	32	2	1	18	13	1	1
Leandro Ferreira	3	4	3	4	2	2	–	2	1	–	–	–	–	–
Leme do Prado	1	2	1	2	1	2	–	–	–	–	–	–	–	–
Leopoldina	127	101	74	63	59	54	15	9	–	–	53	38	1	1
Liberdade	7	2	7	2	4	1	1	1	2	–	–	–	1	–
Lima Duarte	19	28	19	28	17	24	2	3	–	1	–	–	–	–
Limeira do Oeste	55	28	55	28	49	27	6	1	–	–	–	–	–	–
Lontra	1	–	1	–	1	–	–	–	–	–	–	–	–	–
Luisburgo	3	1	3	1	2	1	1	–	–	–	–	–	–	–
Luislândia	–	1	–	1	–	–	–	1	–	–	–	–	–	–
Luminárias	1	4	1	4	1	4	–	–	–	–	–	–	–	–
Luz	50	59	50	59	41	57	9	2	–	–	–	–	2	3
Machacalis	1	–	1	–	1	–	–	–	–	–	–	–	–	–
Machado	142	134	89	83	77	77	12	6	–	–	53	51	–	–
Madre de Deus de Minas	6	7	6	7	6	7	–	–	–	–	–	–	–	–
Malacacheta	11	1	10	1	2	–	8	1	–	–	1	–	–	–
Manga	7	3	1	2	1	2	–	–	–	–	6	1	–	–
Manhuaçu	310	328	109	134	89	109	19	24	1	1	201	194	2	1
Manhumirim	165	92	2	13	1	9	1	4	–	–	163	79	–	–
Mantena	28	21	9	10	6	6	2	4	1	–	19	11	–	1
Maravilhas	6	4	6	4	6	4	–	–	–	–	–	–	–	–
Mar de Espanha	7	6	7	6	5	4	1	1	1	1	–	–	–	–
Maria da Fé	7	6	7	6	4	3	3	3	–	–	–	–	–	–
Mariana	239	201	159	113	128	85	23	23	8	5	80	88	14	2
Marilac	1	2	1	2	1	1	–	1	–	–	–	–	–	–
Mário Campos	13	17	13	17	10	17	3	–	–	–	–	–	–	–
Maripá de Minas	6	7	6	7	6	6	–	–	–	1	–	–	1	–
Marliéria	6	3	6	3	4	2	2	1	–	–	–	–	–	–
Marmelópolis	–	2	–	2	–	2	–	–	–	–	–	–	–	–
Martinho Campos	59	31	59	31	51	27	8	4	–	–	–	–	1	–
Martins Soares	6	7	6	7	4	6	2	1	–	–	–	–	–	–
Mata Verde	1	–	1	–	1	–	–	–	–	–	–	–	–	–
Mateus Leme	92	88	92	88	88	77	3	11	1	–	–	–	1	1

Capítulo 58 - Estatísticas Municipais

58.1 - Estatísticas municipais de acidentes do trabalho, por situação do registro e motivo - 2015/2016

(continuação)

MUNICÍPIO	ESTATÍSTICAS DE ACIDENTES DO TRABALHO													
	Total		Com CAT Registrada								Sem CAT Registrada		Óbito	
			Total		Motivo									
					Típico		Trajeto		Doença do Trabalho					
	2015	2016	2015	2016	2015	2016	2015	2016	2015	2016	2015	2016	2015	2016
Matias Barbosa	48	25	48	25	42	18	4	5	2	2	–	–	–	–
Matias Cardoso	1	4	1	4	–	3	1	1	–	–	–	–	–	–
Matipó	6	6	6	6	5	6	1	–	–	–	–	–	–	–
Mato Verde	4	1	4	1	3	–	1	1	–	–	–	–	–	1
Matozinhos	111	114	69	59	60	52	9	7	–	–	42	55	–	1
Matutina	6	2	6	2	6	2	–	–	–	–	–	–	–	–
Medeiros	5	7	5	7	4	7	1	–	–	–	–	–	–	–
Medina	20	12	14	10	11	8	3	2	–	–	6	2	1	–
Mendes Pimentel	–	2	–	2	–	–	–	1	–	1	–	–	–	–
Mercês	3	3	3	3	2	2	1	1	–	–	–	–	–	–
Mesquita-MG	1	1	1	1	1	–	–	1	–	–	–	–	–	1
Minas Novas	95	99	9	5	8	4	1	1	–	–	86	94	–	–
Minduri	4	5	4	5	3	2	1	3	–	–	–	–	–	–
Mirabela	1	1	1	1	1	–	–	1	–	–	–	–	–	–
Miradouro	4	3	4	3	2	3	2	–	–	–	–	–	1	–
Miraí	19	19	19	19	16	13	3	4	–	2	–	–	–	–
Moeda	3	7	3	7	1	5	2	2	–	–	–	–	–	–
Moema	10	6	10	6	8	4	2	2	–	–	–	–	–	–
Monjolos	3	–	3	–	3	–	–	–	–	–	–	–	–	–
Monsenhor Paulo	12	11	12	11	10	10	2	1	–	–	–	–	–	–
Montalvânia	2	3	2	3	1	3	1	–	–	–	–	–	–	–
Monte Alegre de Minas	36	38	36	38	31	37	5	1	–	–	–	–	–	–
Monte Azul	4	4	4	4	1	3	3	1	–	–	–	–	–	–
Monte Belo	82	150	82	150	81	149	1	1	–	–	–	–	–	–
Monte Carmelo	152	194	63	95	50	75	13	20	–	–	89	99	1	1
Monte Santo de Minas	30	34	30	34	27	27	3	7	–	–	–	–	–	–
Montes Claros	1.545	1.425	994	906	658	590	314	287	22	29	551	519	5	2
Monte Sião	21	39	21	39	14	26	7	13	–	–	–	–	–	–
Montezuma	5	1	5	1	4	–	1	1	–	–	–	–	–	–
Morada Nova de Minas	33	44	33	44	31	41	2	3	–	–	–	–	–	–
Morro da Garça	1	3	1	3	1	2	–	1	–	–	–	–	–	–
Morro do Pilar	–	2	–	2	–	2	–	–	–	–	–	–	–	–
Munhoz	1	2	1	2	1	2	–	–	–	–	–	–	–	–
Muriaé	381	401	184	200	139	164	39	33	6	3	197	201	1	3
Mutum	79	55	8	15	6	9	2	6	–	–	71	40	2	–
Muzambinho	47	69	37	37	36	33	1	3	–	1	10	32	–	1
Nanuque	69	94	50	81	43	66	7	13	–	2	19	13	–	–
Naque	6	2	6	2	6	1	–	1	–	–	–	–	–	–
Natalândia	9	4	9	4	8	3	1	1	–	–	–	–	–	–
Natércia	1	1	1	1	1	1	–	–	–	–	–	–	–	–
Nazareno	5	6	5	6	5	6	–	–	–	–	–	–	–	1
Nepomuceno	15	16	15	16	14	13	1	3	–	–	–	–	–	–
Ninheira	–	1	–	1	–	1	–	–	–	–	–	–	–	–
Nova Era	54	47	35	22	26	20	9	2	–	–	19	25	–	–
Nova Lima	595	543	574	530	474	409	89	101	11	20	21	13	2	1
Nova Módica	1	3	1	3	–	1	–	2	1	–	–	–	–	–
Nova Ponte	30	23	30	23	25	21	5	2	–	–	–	–	1	2
Nova Porteirinha	7	3	7	3	6	3	1	–	–	–	–	–	–	–
Nova Resende	8	14	8	14	8	12	–	2	–	–	–	–	1	–
Nova Serrana	135	156	130	141	82	71	46	68	2	2	5	15	–	1
Novo Cruzeiro	1	5	1	5	1	2	–	3	–	–	–	–	–	–
Novo Oriente de Minas	1	1	1	1	–	1	1	–	–	–	–	–	–	–
Novorizonte	–	1	–	1	–	1	–	–	–	–	–	–	–	–
Olaria	–	1	–	1	–	–	–	1	–	–	–	–	–	1
Olhos-d'Água	10	4	10	4	9	3	–	1	1	–	–	–	–	1
Olímpio Noronha	1	1	1	1	1	1	–	–	–	–	–	–	–	–
Oliveira	151	110	63	52	47	42	16	10	–	–	88	58	–	2
Oliveira Fortes	2	6	2	6	1	6	1	–	–	–	–	–	1	–
Onça de Pitangui	2	1	2	1	2	1	–	–	–	–	–	–	–	–
Oratórios	3	4	3	4	3	3	–	1	–	–	–	–	–	–
Orizânia	1	2	1	2	1	1	–	1	–	–	–	–	–	–
Ouro Branco-MG	162	160	149	144	135	125	14	17	–	2	13	16	1	7
Ouro Fino	148	192	46	55	41	48	5	7	–	–	102	137	–	1
Ouro Preto	201	177	201	177	160	137	39	36	2	4	–	–	2	2
Ouro Verde de Minas	2	1	2	1	2	–	–	1	–	–	–	–	–	–
Padre Carvalho	14	10	14	10	13	8	1	2	–	–	–	–	–	–
Padre Paraíso	3	2	3	2	2	2	1	–	–	–	–	–	–	–

Capítulo 58 - Estatísticas Municipais

58.1 - Estatísticas municipais de acidentes do trabalho, por situação do registro e motivo - 2015/2016

(continuação)

MUNICÍPIO	ESTATÍSTICAS DE ACIDENTES DO TRABALHO													
	Total		Com CAT Registrada								Sem CAT Registrada		Óbito	
			Total		Motivo									
					Típico		Trajeto		Doença do Trabalho					
	2015	2016	2015	2016	2015	2016	2015	2016	2015	2016	2015	2016	2015	2016
Paineiras	2	–	2	–	2	–	–	–	–	–	–	–	–	–
Pains	45	52	45	52	44	49	1	3	–	–	–	–	–	–
Pai Pedro	–	3	–	3	–	1	–	2	–	–	–	–	–	–
Paiva	2	1	2	1	2	1	–	–	–	–	–	–	–	–
Palma	9	4	2	2	1	2	–	–	1	–	7	2	–	–
Palmópolis	1	–	1	–	–	–	1	–	–	–	–	–	–	–
Papagaios	37	27	37	27	35	25	2	2	–	–	–	–	3	–
Paracatu	178	178	165	161	140	129	25	30	–	2	13	17	1	2
Pará de Minas	468	445	299	293	227	232	71	60	1	1	169	152	2	2
Paraguaçu	52	40	52	40	48	34	4	6	–	–	–	–	–	–
Paraisópolis	54	53	54	53	44	45	7	6	3	2	–	–	–	–
Paraopeba	63	32	63	32	48	28	15	4	–	–	–	–	–	–
Passa Quatro	24	20	24	20	17	17	7	3	–	–	–	–	–	–
Passa Tempo	13	8	13	8	10	8	3	–	–	–	–	–	–	1
Passa Vinte	2	2	2	2	2	1	–	1	–	–	–	–	–	–
Passos	436	432	262	269	203	210	55	58	4	1	174	163	1	1
Patos de Minas	715	738	522	560	373	381	145	174	4	5	193	178	4	1
Patrocínio	374	439	344	392	296	334	48	58	–	–	30	47	1	2
Patrocínio do Muriaé	4	2	4	2	2	–	2	2	–	–	–	–	–	–
Paula Cândido	2	4	2	4	1	1	1	3	–	–	–	–	–	–
Paulistas	5	3	5	3	4	2	1	1	–	–	–	–	–	–
Pavão	2	1	2	1	1	1	1	–	–	–	–	–	–	–
Peçanha	29	27	10	–	2	–	8	–	–	–	19	27	–	–
Pedra Azul	20	12	16	11	14	8	2	2	–	1	4	1	–	–
Pedra Bonita	2	–	2	–	2	–	–	–	–	–	–	–	–	–
Pedra do Anta	–	1	–	1	–	1	–	–	–	–	–	–	–	–
Pedra do Indaiá	8	3	8	3	5	2	3	1	–	–	–	–	–	–
Pedra Dourada	1	1	1	1	1	1	–	–	–	–	–	–	–	–
Pedralva	13	11	13	11	11	10	2	1	–	–	–	–	–	–
Pedras de Maria da Cruz	1	1	1	1	1	1	–	–	–	–	–	–	–	–
Pedrinópolis	2	3	2	3	2	3	–	–	–	–	–	–	–	–
Pedro Leopoldo	233	217	213	186	170	142	43	43	–	1	20	31	–	1
Pequeri	2	2	2	2	1	2	1	–	–	–	–	–	–	–
Perdigão	10	6	10	6	6	5	4	1	–	–	–	–	–	–
Perdizes	39	46	39	46	32	46	7	–	–	–	–	–	1	–
Perdões	29	19	29	19	22	12	7	6	–	1	–	–	2	–
Periquito	6	10	6	10	3	6	3	4	–	–	–	–	3	–
Piau	–	7	–	7	–	6	–	1	–	–	–	–	–	1
Piedade de Caratinga	10	5	10	5	7	2	3	2	–	1	–	–	–	–
Piedade de Ponte Nova	6	12	6	12	5	12	1	–	–	–	–	–	1	–
Piedade do Rio Grande	1	3	1	3	1	3	–	–	–	–	–	–	–	–
Pimenta	14	9	14	9	12	6	2	3	–	–	–	–	–	–
Pingo d'Água	4	1	4	1	1	1	3	–	–	–	–	–	–	–
Pintópolis	1	–	1	–	1	–	–	–	–	–	–	–	–	–
Piracema	3	5	3	5	3	5	–	–	–	–	–	–	–	–
Pirajuba	22	20	22	20	19	19	3	1	–	–	–	–	–	1
Piranga	5	1	5	1	–	–	5	1	–	–	–	–	–	–
Piranguçu	4	8	4	8	3	7	1	1	–	–	–	–	–	–
Piranguinho	11	7	11	7	6	3	5	4	–	–	–	–	–	–
Pirapetinga	8	17	8	17	8	15	–	2	–	–	–	–	–	–
Pirapora	238	271	162	180	128	156	33	23	1	1	76	91	1	1
Piraúba	5	5	5	5	5	3	–	2	–	–	–	–	–	–
Pitangui	44	42	33	27	28	25	4	2	1	–	11	15	2	–
Piuí	62	56	58	50	46	41	10	9	2	–	4	6	1	–
Planura	16	14	16	14	14	11	2	3	–	–	–	–	–	–
Poço Fundo	22	13	22	13	22	13	–	–	–	–	–	–	1	–
Poços de Caldas	791	891	750	835	666	714	80	120	4	1	41	56	1	2
Pocrane	3	–	3	–	3	–	–	–	–	–	–	–	–	–
Pompéu	228	189	228	189	214	178	14	11	–	–	–	–	–	1
Ponte Nova	261	244	227	220	191	195	35	25	1	–	34	24	3	–
Ponto Chique	1	–	1	–	1	–	–	–	–	–	–	–	–	–
Ponto dos Volantes	3	2	3	2	3	2	–	–	–	–	–	–	–	–
Porteirinha	1	10	1	10	1	6	–	4	–	–	–	–	–	1
Porto Firme	2	1	2	1	2	–	–	1	–	–	–	–	–	–
Poté	2	1	2	1	2	1	–	–	–	–	–	–	–	–
Pouso Alegre	669	654	514	468	410	376	102	90	2	2	155	186	2	–
Pouso Alto	26	19	26	19	16	17	8	2	2	–	–	–	1	–

Capítulo 58 - Estatísticas Municipais

58.1 - Estatísticas municipais de acidentes do trabalho, por situação do registro e motivo - 2015/2016

(continuação)

MUNICÍPIO	ESTATÍSTICAS DE ACIDENTES DO TRABALHO													
	Total		Com CAT Registrada								Sem CAT Registrada		Óbito	
			Total		Motivo									
					Típico		Trajeto		Doença do Trabalho					
	2015	2016	2015	2016	2015	2016	2015	2016	2015	2016	2015	2016	2015	2016
Prados	17	22	17	22	13	16	4	5	–	1	–	–	–	1
Prata-MG	123	178	93	119	82	93	10	23	1	3	30	59	1	1
Pratápolis	15	7	15	7	14	6	1	1	–	–	–	–	1	–
Pratinha	1	3	1	3	1	3	–	–	–	–	–	–	–	–
Presidente Bernardes-MG	2	2	2	2	1	2	1	–	–	–	–	–	–	–
Presidente Juscelino-MG	1	2	1	2	1	1	–	1	–	–	–	–	–	–
Presidente Olegário	37	47	37	47	35	45	2	2	–	–	–	–	–	–
Alto Jequitibá	1	1	1	1	1	–	–	1	–	–	–	–	–	–
Prudente de Morais	21	24	21	24	17	17	3	7	1	–	–	–	–	–
Quartel Geral	10	1	10	1	10	1	–	–	–	–	–	–	–	–
Queluzita	2	1	2	1	–	–	–	1	2	–	–	–	–	–
Raposos	18	7	11	5	7	3	4	2	–	–	7	2	–	–
Raul Soares	20	19	10	13	7	10	3	3	–	–	10	6	–	1
Recreio	4	13	4	11	3	9	1	2	–	–	–	2	–	–
Reduto	4	3	4	3	4	2	–	1	–	–	–	–	–	–
Resende Costa	1	1	1	1	1	–	–	1	–	–	–	–	–	–
Resplendor	19	20	19	20	19	17	–	3	–	–	–	–	–	–
Ressaquinha	8	6	8	6	5	5	3	1	–	–	–	–	–	–
Riachinho-MG	–	3	–	3	–	2	–	1	–	–	–	–	–	–
Riacho dos Machados	15	19	15	19	13	19	1	–	1	–	–	–	–	–
Ribeirão das Neves	448	457	299	303	223	212	74	79	2	12	149	154	3	4
Ribeirão Vermelho	3	–	3	–	1	–	2	–	–	–	–	–	–	–
Rio Acima	8	6	8	6	7	5	1	1	–	–	–	–	–	–
Rio Casca	18	13	18	13	8	10	10	3	–	–	–	–	1	1
Rio Doce	1	4	1	4	1	3	–	1	–	–	–	–	–	–
Rio Espera	2	–	2	–	2	–	–	–	–	–	–	–	–	–
Rio Manso	2	2	2	2	2	2	–	–	–	–	–	–	–	–
Rio Novo	2	27	2	27	2	23	–	3	–	1	–	–	–	–
Rio Paranaíba	38	41	38	41	37	37	1	2	–	2	–	–	1	–
Rio Pardo de Minas	9	8	5	6	1	4	4	2	–	–	4	2	1	–
Rio Piracicaba	24	13	24	13	21	11	3	2	–	–	–	–	–	–
Rio Pomba	17	20	17	20	13	17	3	2	1	1	–	–	–	–
Rio Preto	–	4	–	4	–	3	–	1	–	–	–	–	–	–
Rio Vermelho	3	–	3	–	3	–	–	–	–	–	–	–	–	–
Ritápolis	2	2	2	2	2	1	–	1	–	–	–	–	–	–
Rochedo de Minas	2	2	2	2	1	2	1	–	–	–	–	–	–	–
Rodeiro	19	12	19	12	17	11	1	1	1	–	–	–	–	1
Romaria	6	11	6	11	6	11	–	–	–	–	–	–	–	–
Rubelita	1	–	1	–	1	–	–	–	–	–	–	–	–	–
Rubim	2	1	2	1	2	1	–	–	–	–	–	–	1	–
Sabará	298	247	258	226	201	168	54	55	3	3	40	21	1	2
Sabinópolis	4	11	4	11	4	10	–	1	–	–	–	–	–	–
Sacramento	113	104	82	66	74	60	8	6	–	–	31	38	1	–
Salinas	76	67	35	20	31	14	4	6	–	–	41	47	–	1
Salto da Divisa	8	4	8	4	7	2	1	2	–	–	–	–	–	–
Santa Bárbara-MG	62	39	62	39	59	31	3	8	–	–	–	–	–	–
Santa Bárbara do Leste	5	–	5	–	2	–	3	–	–	–	–	–	–	–
Santa Bárbara do Monte Verde	2	2	2	2	2	1	–	–	–	1	–	–	–	–
Santa Bárbara do Tugúrio	4	–	4	–	4	–	–	–	–	–	–	–	1	–
Santa Cruz de Minas	3	4	3	4	3	4	–	–	–	–	–	–	–	–
Santa Cruz de Salinas	2	1	2	1	1	1	1	–	–	–	–	–	–	–
Santa Cruz do Escalvado	6	9	6	9	5	9	1	–	–	–	–	–	1	–
Santa Efigênia de Minas	20	–	20	–	19	–	1	–	–	–	–	–	–	–
Santa Fé de Minas	3	2	3	2	2	2	1	–	–	–	–	–	–	–
Santa Juliana	88	69	88	69	83	64	5	5	–	–	–	–	2	–
Santa Luzia-MG	420	413	367	346	282	246	79	88	6	12	53	67	2	1
Santa Margarida	2	4	2	4	2	4	–	–	–	–	–	–	–	1
Santa Maria de Itabira	7	4	7	4	7	3	–	1	–	–	–	–	–	–
Santa Maria do Salto	–	1	–	1	–	–	–	–	–	1	–	–	–	–
Santa Maria do Suaçuí	42	33	7	3	5	2	1	–	1	1	35	30	–	–
Santana da Vargem	15	9	15	9	15	9	–	–	–	–	–	–	–	–
Santana de Cataguases	3	5	3	5	3	4	–	1	–	–	–	–	–	–
Santana de Pirapama	3	2	3	2	2	2	1	–	–	–	–	–	–	–
Santana do Deserto	5	2	5	2	1	2	4	–	–	–	–	–	–	–
Santana do Jacaré	–	1	–	1	–	1	–	–	–	–	–	–	–	–
Santana do Manhuaçu	1	2	1	2	1	–	–	2	–	–	–	–	–	–
Santana do Paraíso	157	103	157	103	126	88	30	14	1	1	–	–	–	–

Capítulo 58 - Estatísticas Municipais

58.1 - Estatísticas municipais de acidentes do trabalho, por situação do registro e motivo - 2015/2016

(continuação)

MUNICÍPIO	ESTATÍSTICAS DE ACIDENTES DO TRABALHO													
	Total		Com CAT Registrada								Sem CAT Registrada		Óbito	
			Total		Motivo									
					Típico		Trajeto		Doença do Trabalho					
	2015	2016	2015	2016	2015	2016	2015	2016	2015	2016	2015	2016	2015	2016
Santana do Riacho	1	1	1	1	1	1	–	–	–	–	–	–	–	–
Santana dos Montes	–	1	–	1	–	–	–	1	–	–	–	–	–	–
Santa Rita de Caldas	12	5	12	5	12	4	–	1	–	–	–	–	–	–
Santa Rita de Jacutinga	2	1	2	1	2	–	–	1	–	–	–	–	–	–
Santa Rita de Minas	13	9	13	9	10	8	3	1	–	–	–	–	1	–
Santa Rita do Ibitipoca	6	5	6	5	5	3	1	2	–	–	–	–	–	–
Santa Rita do Itueto	3	1	3	1	3	–	–	1	–	–	–	–	–	–
Santa Rita do Sapucaí	150	110	150	110	104	76	44	34	2	–	–	–	2	–
Santa Rosa da Serra	2	1	2	1	2	1	–	–	–	–	–	–	–	–
Santa Vitória	80	64	80	64	79	61	1	3	–	–	–	–	–	1
Santo Antônio do Amparo	22	26	22	26	20	20	2	6	–	–	–	–	1	2
Santo Antônio do Aventureiro	3	3	3	3	2	2	1	1	–	–	–	–	–	–
Santo Antônio do Grama	5	6	5	6	4	6	1	–	–	–	–	–	–	–
Santo Antônio do Itambé	–	1	–	1	–	–	–	1	–	–	–	–	–	–
Santo Antônio do Monte	29	30	29	30	26	23	3	7	–	–	–	–	2	1
Santo Hipólito	–	3	–	3	–	3	–	–	–	–	–	–	–	–
Santos Dumont	134	109	74	55	58	45	11	8	5	2	60	54	3	1
São Bento Abade	1	6	1	6	1	4	–	2	–	–	–	–	–	–
São Brás do Suaçuí	4	–	4	–	1	–	3	–	–	–	–	–	–	–
São Domingos das Dores	1	7	1	7	1	7	–	–	–	–	–	–	–	–
São Domingos do Prata	18	17	18	17	15	15	2	2	1	–	–	–	1	–
São Francisco-MG	129	59	6	2	6	1	–	1	–	–	123	57	–	–
São Francisco de Paula-MG	8	6	8	6	6	6	2	–	–	–	–	–	–	–
São Francisco de Sales	3	5	3	5	3	4	–	1	–	–	–	–	–	–
São Francisco do Glória	2	1	2	1	2	–	–	1	–	–	–	–	–	–
São Geraldo	11	12	11	12	10	12	1	–	–	–	–	–	–	–
São Geraldo do Baixio	2	2	2	2	1	–	1	2	–	–	–	–	–	1
São Gonçalo do Abaeté	18	6	18	6	15	6	2	–	1	–	–	–	–	–
São Gonçalo do Pará	16	11	16	11	12	10	4	1	–	–	–	–	–	–
São Gonçalo do Rio Abaixo	63	49	63	49	51	34	12	14	–	1	–	–	1	1
São Gonçalo do Sapucaí	51	43	51	42	43	31	8	11	–	–	–	1	1	1
São Gotardo	79	75	60	46	55	41	5	4	–	1	19	29	–	–
São João Batista do Glória	9	20	9	20	6	16	3	4	–	–	–	–	1	–
São João da Lagoa	1	–	1	–	1	–	–	–	–	–	–	–	–	–
São João da Mata	3	3	3	3	2	2	1	1	–	–	–	–	1	–
São João da Ponte	5	5	5	5	5	4	–	1	–	–	–	–	–	–
São João das Missões	1	–	1	–	1	–	–	–	–	–	–	–	–	–
São João del Rei	306	337	136	135	102	95	29	34	5	6	170	202	3	3
São João do Manhuaçu	2	2	2	2	2	1	–	1	–	–	–	–	–	–
São João do Manteninha	1	4	1	4	–	3	1	1	–	–	–	–	–	–
São João do Oriente	4	4	4	4	3	3	1	1	–	–	–	–	–	2
São João do Paraíso-MG	21	6	5	4	2	3	3	1	–	–	16	2	–	–
São João Evangelista	33	39	4	5	2	5	2	–	–	–	29	34	–	–
São João Nepomuceno	45	52	20	18	13	11	7	5	–	2	25	34	–	–
São Joaquim de Bicas	60	65	60	65	51	53	7	6	2	6	–	–	–	–
São José da Barra	7	18	7	18	7	12	–	6	–	–	–	–	–	–
São José da Lapa	57	51	57	51	50	41	6	10	1	–	–	–	1	–
São José da Safira	1	1	1	1	1	1	–	–	–	–	–	–	–	–
São José da Varginha	2	1	2	1	1	1	1	–	–	–	–	–	–	–
São José do Alegre	2	3	2	3	–	3	2	–	–	–	–	–	–	–
São José do Goiabal	9	5	9	5	8	5	1	–	–	–	–	–	–	–
São José do Jacuri	–	1	–	1	–	1	–	–	–	–	–	–	–	–
São Lourenço	209	233	92	84	63	61	27	22	2	1	117	149	1	–
São Miguel do Anta	2	5	2	5	2	4	–	1	–	–	–	–	–	–
São Pedro da União	7	6	7	6	5	6	2	–	–	–	–	–	–	–
São Pedro dos Ferros	24	22	24	22	24	21	–	1	–	–	–	–	–	–
São Pedro do Suaçuí	1	1	1	1	1	–	–	1	–	–	–	–	–	–
São Romão	10	22	10	22	9	19	1	3	–	–	–	–	–	–
São Roque de Minas	4	3	4	3	3	3	1	–	–	–	–	–	–	–
São Sebastião da Bela Vista	14	9	14	9	9	9	5	–	–	–	–	–	1	1
São Sebastião da Vargem Aleg	–	1	–	1	–	–	–	1	–	–	–	–	–	–
São Sebastião do Anta	1	–	1	–	1	–	–	–	–	–	–	–	–	–
São Sebastião do Maranhão	1	1	1	1	1	–	–	1	–	–	–	–	–	–
São Sebastião do Oeste	35	24	35	24	34	22	1	2	–	–	–	–	–	–
São Sebastião do Paraíso	272	216	225	191	174	159	50	31	1	1	47	25	–	1
São Sebastião do Rio Preto	1	–	1	–	1	–	–	–	–	–	–	–	–	–
São Sebastião do Rio Verde	2	3	2	3	1	3	1	–	–	–	–	–	–	–

Capítulo 58 - Estatísticas Municipais

58.1 - Estatísticas municipais de acidentes do trabalho, por situação do registro e motivo - 2015/2016

(continuação)

MUNICÍPIO	ESTATÍSTICAS DE ACIDENTES DO TRABALHO													
	Total		Com CAT Registrada								Sem CAT Registrada		Óbito	
			Total		Motivo									
					Típico		Trajeto		Doença do Trabalho					
	2015	2016	2015	2016	2015	2016	2015	2016	2015	2016	2015	2016	2015	2016
São Tiago	6	5	6	5	4	5	2	–	–	–	–	–	–	–
São Tomás de Aquino	9	14	9	14	8	12	1	2	–	–	–	–	–	1
São Tomé das Letras	20	15	20	15	15	9	2	3	3	3	–	–	–	–
São Vicente de Minas	11	11	11	11	10	11	1	–	–	–	–	–	–	–
Sapucaí-Mirim	11	3	11	3	9	2	2	1	–	–	–	–	–	–
Sardoá	1	1	1	1	–	1	1	–	–	–	–	–	–	–
Sarzedo	76	67	76	67	67	59	8	8	1	–	–	–	1	3
Setubinha	2	–	2	–	–	–	2	–	–	–	–	–	–	–
Senador Amaral	2	3	2	3	2	2	–	1	–	–	–	–	–	–
Senador Cortes	–	1	–	1	–	1	–	–	–	–	–	–	–	–
Senador Firmino	8	4	8	4	8	2	–	2	–	–	–	–	–	–
Senador José Bento	2	4	2	4	1	3	1	1	–	–	–	–	–	–
Senador Modestino Gonçalves	5	2	5	2	4	2	1	–	–	–	–	–	–	–
Senhora de Oliveira	2	2	2	2	2	1	–	–	–	1	–	–	–	–
Senhora do Porto	1	3	1	3	–	2	1	1	–	–	–	–	–	–
Senhora dos Remédios	1	–	1	–	1	–	–	–	–	–	–	–	–	–
Sericita	2	–	2	–	1	–	1	–	–	–	–	–	–	–
Serra da Saudade	–	2	–	2	–	2	–	–	–	–	–	–	–	–
Serra dos Aimorés	7	–	7	–	6	–	–	–	1	–	–	–	–	–
Serra do Salitre	23	39	23	39	19	36	4	3	–	–	–	–	–	–
Serrania	10	6	10	6	8	6	2	–	–	–	–	–	–	–
Serranos	–	1	–	1	–	1	–	–	–	–	–	–	–	–
Serro	49	53	25	31	25	23	–	8	–	–	24	22	–	1
Sete Lagoas	997	1.021	808	826	659	645	135	128	14	53	189	195	–	6
Silveirânia	–	1	–	1	–	1	–	–	–	–	–	–	–	–
Silvianópolis	6	4	6	4	6	3	–	1	–	–	–	–	–	–
Simão Pereira	6	5	6	5	5	5	1	–	–	–	–	–	–	–
Simonésia	2	2	2	2	2	2	–	–	–	–	–	–	–	–
Soledade de Minas	1	4	1	4	1	3	–	1	–	–	–	–	1	–
Tabuleiro	7	–	7	–	6	–	–	–	1	–	–	–	–	–
Taiobeiras	19	25	17	13	15	10	2	3	–	–	2	12	–	–
Taparuba	1	–	1	–	1	–	–	–	–	–	–	–	–	–
Tapira-MG	22	13	22	13	22	11	–	2	–	–	–	–	–	–
Tapiraí-MG	3	1	3	1	2	1	1	–	–	–	–	–	–	–
Taquaraçu de Minas	2	4	2	4	1	3	1	1	–	–	–	–	–	–
Tarumirim	4	4	4	4	3	4	1	–	–	–	–	–	1	–
Teixeiras	12	6	12	6	7	4	5	2	–	–	–	–	–	–
Teófilo Otoni	385	312	212	182	158	126	48	52	6	4	173	130	–	3
Timóteo	268	203	210	166	149	118	60	48	1	–	58	37	2	3
Tiradentes	11	18	11	18	8	16	3	2	–	–	–	–	–	–
Tiros	15	13	15	13	13	12	–	–	2	1	–	–	–	–
Tocantins	35	24	35	24	26	17	1	4	8	3	–	–	–	1
Tocos do Moji	–	1	–	1	–	1	–	–	–	–	–	–	–	–
Toledo-MG	4	1	4	1	4	–	–	1	–	–	–	–	–	–
Tombos	4	4	4	4	3	3	–	1	1	–	–	–	–	–
Três Corações	291	246	232	191	210	168	21	23	1	–	59	55	1	3
Três Marias	87	82	64	53	51	47	12	6	1	–	23	29	1	1
Três Pontas	183	180	110	122	98	97	11	24	1	1	73	58	–	–
Tumiritinga	3	1	3	1	3	1	–	–	–	–	–	–	–	–
Tupaciguara	62	64	44	51	40	40	4	11	–	–	18	13	–	1
Turmalina-MG	39	23	39	23	32	17	5	6	2	–	–	–	1	1
Turvolândia	5	2	5	2	5	–	–	2	–	–	–	–	–	–
Ubá	559	502	276	250	200	173	59	62	17	15	283	252	–	1
Ubaí	3	–	3	–	1	–	2	–	–	–	–	–	–	–
Ubaporanga	4	7	4	7	4	7	–	–	–	–	–	–	–	–
Uberaba	1.483	1.337	1.386	1.250	1.069	992	303	248	14	10	97	87	5	7
Uberlândia	3.771	3.723	3.429	3.501	2.547	2.545	835	916	47	40	342	222	16	15
Umburatiba	–	2	–	2	–	2	–	–	–	–	–	–	–	–
Unaí	147	139	147	139	118	108	28	31	1	–	–	–	–	6
União de Minas	2	3	2	3	1	2	1	1	–	–	–	–	–	–
Uruana de Minas	5	1	5	1	2	1	3	–	–	–	–	–	–	–
Urucânia	48	78	48	78	47	77	1	1	–	–	–	–	–	–
Urucuia	2	4	2	4	1	3	1	1	–	–	–	–	–	–
Vargem Alegre	6	2	6	2	6	2	–	–	–	–	–	–	–	–
Vargem Bonita-MG	2	1	2	1	2	1	–	–	–	–	–	–	–	–
Vargem Grande do Rio Pardo	3	2	3	2	3	2	–	–	–	–	–	–	–	–
Varginha	587	509	490	441	400	353	87	85	3	3	97	68	1	3

Capítulo 58 - Estatísticas Municipais

58.1 - Estatísticas municipais de acidentes do trabalho, por situação do registro e motivo - 2015/2016

(continuação)

MUNICÍPIO	ESTATÍSTICAS DE ACIDENTES DO TRABALHO													
	Total		Com CAT Registrada								Sem CAT Registrada		Óbito	
			Total		Motivo									
					Típico		Trajeto		Doença do Trabalho					
	2015	2016	2015	2016	2015	2016	2015	2016	2015	2016	2015	2016	2015	2016
Varjão de Minas	23	24	23	24	22	23	1	1	–	–	–	–	–	1
Várzea da Palma	151	113	112	60	106	53	4	6	2	1	39	53	–	–
Varzelândia	2	3	2	3	1	3	1	–	–	–	–	–	–	–
Vazante	23	17	23	17	18	13	4	4	1	–	–	–	–	–
Verdelândia	5	4	5	4	4	1	1	3	–	–	–	–	–	–
Veredinha	7	2	7	2	7	2	–	–	–	–	–	–	–	–
Veríssimo	10	7	10	7	10	7	–	–	–	–	–	–	–	–
Vermelho Novo	1	–	1	–	1	–	–	–	–	–	–	–	–	–
Vespasiano	402	391	329	300	262	223	56	39	11	38	73	91	1	1
Viçosa-MG	140	119	124	110	94	88	30	20	–	2	16	9	1	1
Vieiras	1	–	1	–	1	–	–	–	–	–	–	–	–	–
Mathias Lobato	2	–	2	–	1	–	–	–	1	–	–	–	–	–
Virgem da Lapa	1	4	1	4	1	3	–	1	–	–	–	–	–	–
Virgínia	5	9	5	9	4	6	1	3	–	–	–	–	–	–
Virginópolis	4	5	4	5	3	4	1	1	–	–	–	–	–	–
Virgolândia	1	2	1	2	1	2	–	–	–	–	–	–	–	–
Visconde do Rio Branco	203	146	118	109	85	81	29	28	4	–	85	37	2	–
Volta Grande	4	3	4	3	4	3	–	–	–	–	–	–	–	–
Wenceslau Braz-MG	3	1	3	1	3	1	–	–	–	–	–	–	–	–
Ignorado Minas	179	140	26	21	16	13	8	8	2	–	153	119	–	1
Espírito Santo	**13.336**	**11.763**	**12.309**	**10.928**	**9.471**	**8.285**	**2.645**	**2.512**	**193**	**131**	**1.027**	**835**	**82**	**58**
Afonso Cláudio	82	56	52	44	33	32	18	11	1	1	30	12	–	–
Águia Branca	4	11	4	11	3	9	1	2	–	–	–	–	–	–
Água Doce do Norte	9	9	9	9	8	6	1	3	–	–	–	–	1	–
Alegre	29	28	20	17	14	11	6	6	–	–	9	11	–	–
Alfredo Chaves	12	10	12	10	7	3	3	7	2	–	–	–	1	–
Alto Rio Novo	5	2	5	2	4	–	1	2	–	–	–	–	–	–
Anchieta-ES	107	47	107	47	85	37	19	9	3	1	–	–	1	–
Apiacá	1	2	1	2	–	1	1	1	–	–	–	–	–	–
Aracruz	575	444	555	426	469	367	79	55	7	4	20	18	5	1
Atílio Vivacqua	103	73	103	73	90	61	13	12	–	–	–	–	–	–
Baixo Guandu	86	103	57	44	40	34	17	10	–	–	29	59	–	–
Barra de São Francisco	114	98	95	89	70	62	22	24	3	3	19	9	2	2
Boa Esperança-ES	19	17	19	17	16	14	3	3	–	–	–	–	–	–
Bom Jesus do Norte	5	3	5	3	1	2	4	1	–	–	–	–	–	–
Brejetuba	5	10	5	10	4	5	1	5	–	–	–	–	–	1
Cachoeiro de Itapemirim	893	831	812	760	635	561	174	181	3	18	81	71	4	5
Cariacica	994	839	945	803	708	572	228	221	9	10	49	36	7	2
Castelo	130	141	118	135	98	110	19	25	1	–	12	6	–	–
Colatina	662	592	601	550	514	460	87	85	–	5	61	42	4	2
Conceição da Barra	84	29	84	29	77	26	6	3	1	–	–	–	1	–
Conceição do Castelo	9	4	9	4	6	3	3	–	–	1	–	–	–	–
Divino de São Lourenço	3	2	3	2	3	2	–	–	–	–	–	–	–	–
Domingos Martins	51	67	45	59	34	44	11	15	–	–	6	8	1	–
Dores do Rio Preto	4	4	4	4	2	2	2	2	–	–	–	–	–	–
Ecoporanga	27	22	27	22	21	17	6	4	–	1	–	–	–	–
Fundão	44	48	44	48	37	41	7	6	–	1	–	–	–	–
Governador Lindenberg	11	9	11	9	11	9	–	–	–	–	–	–	–	–
Guaçuí	48	25	34	16	23	12	11	4	–	–	14	9	–	–
Guarapari	275	235	183	175	126	117	53	56	4	2	92	60	1	3
Ibatiba	5	14	5	14	1	7	4	7	–	–	–	–	1	–
Ibiraçu	14	23	14	23	13	18	1	5	–	–	–	–	–	–
Ibitirama	5	2	5	2	2	1	3	1	–	–	–	–	–	–
Iconha	45	26	45	26	37	21	8	5	–	–	–	–	–	–
Irupi	6	8	6	8	6	7	–	1	–	–	–	–	–	–
Itaguaçu	7	8	7	8	4	4	2	4	1	–	–	–	–	–
Itapemirim	107	117	107	117	92	100	15	17	–	–	–	–	2	1
Itarana	9	7	9	7	8	2	1	5	–	–	–	–	–	–
Iúna	12	12	12	12	8	8	4	4	–	–	–	–	–	–
Jaguaré	23	37	23	37	18	29	5	8	–	–	–	–	1	–
Jerônimo Monteiro	11	5	11	5	7	5	4	–	–	–	–	–	–	–
João Neiva	45	44	45	44	44	40	1	4	–	–	–	–	–	1
Laranja da Terra	8	3	8	3	6	–	2	3	–	–	–	–	–	–
Linhares	768	621	715	569	572	447	136	120	7	2	53	52	3	2
Mantenópolis	1	–	1	–	1	–	–	–	–	–	–	–	–	–

Capítulo 58 - Estatísticas Municipais

58.1 - Estatísticas municipais de acidentes do trabalho, por situação do registro e motivo - 2015/2016

(continuação)

MUNICÍPIO	ESTATÍSTICAS DE ACIDENTES DO TRABALHO													
	Total		Com CAT Registrada								Sem CAT Registrada		Óbito	
			Total		Motivo									
					Típico		Trajeto		Doença do Trabalho					
	2015	2016	2015	2016	2015	2016	2015	2016	2015	2016	2015	2016	2015	2016
Marataizes	27	26	27	26	10	13	16	12	1	1	–	–	1	–
Marechal Floriano	34	27	34	27	22	21	12	6	–	–	–	–	2	2
Marilândia	7	9	7	9	5	7	2	2	–	–	–	–	–	–
Mimoso do Sul	49	23	22	16	13	14	9	2	–	–	27	7	–	1
Montanha	40	54	13	12	12	7	1	5	–	–	27	42	–	–
Mucurici	2	3	2	3	2	2	–	1	–	–	–	–	–	–
Muniz Freire	7	10	7	10	4	8	3	2	–	–	–	–	–	–
Muqui	8	8	8	8	3	3	5	5	–	–	–	–	–	–
Nova Venécia	129	107	78	71	58	58	20	13	–	–	51	36	–	–
Pancas	13	8	13	8	11	6	2	1	–	1	–	–	–	–
Pedro Canário	20	16	20	16	18	13	2	3	–	–	–	–	–	–
Pinheiros	30	19	30	19	21	16	9	3	–	–	–	–	4	1
Piúma	9	17	9	17	5	10	3	7	1	–	–	–	–	–
Ponto Belo	1	–	1	–	–	–	1	–	–	–	–	–	–	–
Presidente Kennedy-ES	17	18	17	18	13	11	4	7	–	–	–	–	–	–
Rio Bananal	17	12	17	12	10	7	6	5	1	–	–	–	–	–
Rio Novo do Sul	21	16	21	16	14	12	7	4	–	–	–	–	–	1
Santa Leopoldina	8	7	8	7	6	4	2	3	–	–	–	–	–	1
Santa Maria de Jetibá	88	82	88	82	51	52	36	30	1	–	–	–	–	–
Santa Teresa	111	89	96	83	81	71	15	12	–	–	15	6	2	1
São Domingos do Norte	13	21	13	21	13	17	–	4	–	–	–	–	1	–
São Gabriel da Palha	34	20	34	20	21	16	13	4	–	–	–	–	–	–
São José do Calçado	4	8	4	8	3	7	–	1	1	–	–	–	–	–
São Mateus	336	299	319	284	242	213	75	68	2	3	17	15	2	1
São Roque do Canaã	33	26	33	26	26	20	7	6	–	–	–	–	1	2
Serra	2.275	2.058	2.110	1.955	1.637	1.538	437	401	36	16	165	103	9	8
Sooretama	51	67	51	67	37	54	14	13	–	–	–	–	4	–
Vargem Alta	47	39	47	39	42	29	5	8	–	2	–	–	–	–
Venda Nova do Imigrante	30	46	30	46	23	37	7	9	–	–	–	–	2	3
Viana-ES	180	202	180	202	130	149	48	50	2	3	–	–	2	5
Vila Pavão	7	11	7	11	4	7	3	3	–	1	–	–	–	–
Vila Valério	3	5	3	5	2	4	1	1	–	–	–	–	–	–
Vila Velha	1.874	1.591	1.746	1.462	1.315	1.047	398	389	33	26	128	129	6	6
Vitória	2.308	2.057	2.217	2.000	1.654	1.495	491	476	72	29	91	57	10	5
Ignorado Espirito Santo	46	74	15	27	5	8	9	19	1	–	31	47	1	1
Rio de Janeiro	**47.381**	**41.859**	**42.210**	**37.402**	**31.612**	**27.463**	**9.032**	**8.582**	**1.566**	**1.357**	**5.171**	**4.457**	**160**	**155**
Angra dos Reis	714	452	621	388	520	323	81	58	20	7	93	64	1	2
Aperibé	4	7	4	7	4	3	–	3	–	1	–	–	–	–
Araruama	167	150	127	126	97	85	24	35	6	6	40	24	1	1
Areal	16	16	16	16	13	10	3	6	–	–	–	–	–	1
Armação de Búzios	55	73	55	73	39	54	16	14	–	5	–	–	–	–
Arraial do Cabo	20	16	20	16	15	15	3	1	2	–	–	–	–	–
Barra do Piraí	154	146	135	127	113	115	22	12	–	–	19	19	1	1
Barra Mansa	460	393	356	312	305	249	47	62	4	1	104	81	2	6
Belford Roxo	382	359	382	359	281	270	91	77	10	12	–	–	1	3
Bom Jardim-RJ	38	57	32	46	27	26	5	19	–	1	6	11	1	–
Bom Jesus do Itabapoana	103	98	14	25	6	17	6	8	2	–	89	73	–	–
Cabo Frio	349	306	232	210	173	145	46	53	13	12	117	96	–	1
Cachoeiras de Macacu	52	55	47	52	34	40	10	9	3	3	5	3	–	–
Cambuci	10	20	8	4	4	3	1	1	3	–	2	16	–	–
Carapebus	9	14	9	14	4	11	5	3	–	–	–	–	–	–
Comendador Levy Gasparian	21	18	21	18	20	14	1	4	–	–	–	–	1	1
Campos dos Goytacazes	1.083	1.018	858	771	629	553	203	178	26	40	225	247	3	8
Cantagalo-RJ	53	26	49	22	34	15	5	7	10	–	4	4	–	–
Cardoso Moreira	22	11	5	4	4	3	1	1	–	–	17	7	–	–
Carmo	13	12	13	12	11	6	2	5	–	1	–	–	–	–
Casimiro de Abreu	94	49	91	49	50	32	40	13	1	4	3	–	5	–
Conceição de Macabu	6	7	6	7	4	7	1	–	1	–	–	–	–	–
Cordeiro	22	25	18	23	16	19	2	3	–	1	4	2	–	–
Duas Barras	13	3	13	3	11	3	2	–	–	–	–	–	–	–
Duque de Caxias	1.870	1.622	1.735	1.547	1.380	1.208	302	297	53	42	135	75	5	5
Engenheiro Paulo de Frontin	16	7	16	7	10	6	6	1	–	–	–	–	–	–
Guapimirim	53	42	53	42	40	33	12	9	1	–	–	–	3	–
Iguaba Grande	13	3	13	3	8	1	4	2	1	–	–	–	–	–
Itaboraí	406	339	324	278	252	190	63	76	9	12	82	61	–	2
Itaguaí	334	265	291	248	250	192	37	52	4	4	43	17	3	3

Capítulo 58 - Estatísticas Municipais

58.1 - Estatísticas municipais de acidentes do trabalho, por situação do registro e motivo - 2015/2016

(continuação)

MUNICÍPIO	ESTATÍSTICAS DE ACIDENTES DO TRABALHO													
	Total		Com CAT Registrada								Sem CAT Registrada		Óbito	
			Total		Motivo									
					Típico		Trajeto		Doença do Trabalho					
	2015	2016	2015	2016	2015	2016	2015	2016	2015	2016	2015	2016	2015	2016
Italva	23	15	12	7	12	5	–	1	–	1	11	8	–	–
Itaocara	126	77	9	8	5	4	4	3	–	1	117	69	1	–
Itaperuna	151	119	104	84	66	60	30	20	8	4	47	35	1	–
Itatiaia	131	107	128	100	113	84	13	11	2	5	3	7	–	–
Japeri	66	74	64	73	44	57	16	11	4	5	2	1	1	–
Laje do Muriaé	1	4	1	4	1	3	–	–	–	1	–	–	–	–
Macaé	2.289	1.758	2.071	1.562	1.773	1.314	260	216	38	32	218	196	5	4
Macuco	5	2	5	2	4	1	1	1	–	–	–	–	–	–
Magé	326	225	221	180	166	143	47	35	8	2	105	45	3	1
Mangaratiba	70	56	70	56	46	50	19	6	5	–	–	–	–	–
Maricá	170	143	129	112	87	82	34	25	8	5	41	31	1	–
Mendes	15	18	9	16	9	8	–	8	–	–	6	2	1	–
Mesquita-RJ	233	196	198	160	128	117	61	38	9	5	35	36	1	1
Miguel Pereira	33	27	30	25	21	17	9	6	–	2	3	2	1	–
Miracema	36	29	12	11	8	6	4	3	–	2	24	18	–	–
Natividade-RJ	26	10	13	9	11	6	1	3	1	–	13	1	–	–
Nilópolis	298	259	193	194	159	149	24	33	10	12	105	65	–	–
Niterói	1.961	1.806	1.681	1.605	1.261	1.141	333	367	87	97	280	201	7	7
Nova Friburgo	361	373	336	356	255	260	70	89	11	7	25	17	4	4
Nova Iguaçu	1.293	1.162	1.141	985	848	743	258	210	35	32	152	177	5	11
Paracambi	83	59	74	47	64	39	9	5	1	3	9	12	–	2
Paraíba do Sul	100	96	79	76	63	67	16	9	–	–	21	20	–	–
Parati	79	47	59	35	48	31	11	4	–	–	20	12	–	–
Paty do Alferes	51	38	51	38	45	37	6	1	–	–	–	–	–	–
Petrópolis	1.024	1.046	699	716	555	548	135	156	9	12	325	330	4	4
Pinheiral	22	14	22	14	14	12	7	2	1	–	–	–	–	–
Piraí	85	67	83	65	73	56	10	9	–	–	2	2	–	2
Porciúncula	33	22	11	7	10	4	–	2	1	1	22	15	–	–
Porto Real	132	119	132	119	110	103	11	13	11	3	–	–	2	1
Quatis	10	8	10	8	9	6	1	2	–	–	–	–	–	–
Queimados	229	221	186	183	148	145	30	35	8	3	43	38	–	3
Quissamã	38	26	38	26	30	16	8	7	–	3	–	–	–	–
Resende	453	444	399	379	345	312	44	61	10	6	54	65	1	2
Rio Bonito	110	147	101	140	81	117	19	22	1	1	9	7	2	4
Rio Claro-RJ	5	12	5	12	3	9	1	2	1	1	–	–	–	–
Rio das Flores	17	7	17	7	17	7	–	–	–	–	–	–	–	–
Rio das Ostras	347	289	347	289	222	201	119	85	6	3	–	–	1	1
Rio de Janeiro	25.271	22.694	23.687	21.194	17.180	15.081	5.530	5.279	977	834	1.584	1.500	58	50
Santa Maria Madalena	4	5	4	5	4	4	–	1	–	–	–	–	–	–
Santo Antônio de Pádua	83	56	63	51	55	31	7	17	1	3	20	5	–	1
São Francisco de Itabapoana	14	7	7	7	6	4	–	2	1	1	7	–	–	1
São Fidélis	16	28	13	16	11	8	2	5	–	3	3	12	1	–
São Gonçalo	1.739	1.500	1.403	1.233	1.059	887	297	305	47	41	336	267	11	4
São João da Barra	94	97	91	97	77	81	13	11	1	5	3	–	1	–
São João de Meriti	664	581	469	428	362	306	89	103	18	19	195	153	3	4
São José de Ubá	2	2	2	2	1	2	1	–	–	–	–	–	–	–
São José do Vale do Rio Pret	22	25	14	15	12	10	2	4	–	1	8	10	–	–
São Pedro da Aldeia	210	172	94	87	73	72	19	15	2	–	116	85	3	1
São Sebastião do Alto	2	–	2	–	1	–	1	–	–	–	–	–	–	–
Sapucaia-RJ	23	19	22	19	17	16	5	3	–	–	1	–	–	1
Saquarema	106	107	90	89	62	60	25	26	3	3	16	18	1	–
Seropédica	204	124	204	124	159	100	44	21	1	3	–	–	4	2
Silva Jardim	38	14	38	14	18	10	20	4	–	–	–	–	1	1
Sumidouro	6	6	6	6	4	5	2	1	–	–	–	–	–	–
Tanguá	38	29	27	23	23	18	3	5	1	–	11	6	–	–
Teresópolis	305	288	276	264	215	195	61	65	–	4	29	24	2	3
Trajano de Morais	7	1	7	1	4	–	2	1	1	–	–	–	–	1
Três Rios	365	278	337	248	290	218	45	24	2	6	28	30	–	–
Valença-RJ	105	56	90	52	73	44	17	7	–	1	15	4	2	–
Varre-Sai	2	1	2	1	1	1	–	–	1	–	–	–	–	–
Vassouras	94	81	92	79	76	69	15	10	1	–	2	2	1	–
Volta Redonda	927	921	813	792	601	615	149	146	63	31	114	129	4	5
Ignorado Rio	56	36	53	36	20	18	31	17	2	1	3	–	–	–
São Paulo	**210.980**	**198.354**	**185.496**	**175.589**	**138.757**	**129.273**	**41.251**	**42.112**	**5.488**	**4.204**	**25.484**	**22.765**	**681**	**540**
Adamantina	196	141	168	104	135	80	28	23	5	1	28	37	–	–
Adolfo	25	8	25	8	24	8	1	–	–	–	–	–	–	–

Capítulo 58 - Estatísticas Municipais

58.1 - Estatísticas municipais de acidentes do trabalho, por situação do registro e motivo - 2015/2016

(continuação)

MUNICÍPIO	ESTATÍSTICAS DE ACIDENTES DO TRABALHO													
	Total		Com CAT Registrada								Sem CAT Registrada		Óbito	
			Total		Motivo									
					Típico		Trajeto		Doença do Trabalho					
	2015	2016	2015	2016	2015	2016	2015	2016	2015	2016	2015	2016	2015	2016
Aguaí	73	67	73	67	66	61	6	6	1	–	–	–	–	1
Águas da Prata	10	9	10	9	10	7	–	2	–	–	–	–	–	–
Águas de Lindóia	32	30	32	30	23	23	9	7	–	–	–	–	–	–
Águas de Santa Bárbara	16	19	16	19	13	18	3	1	–	–	–	–	1	–
Águas de São Pedro	30	17	30	17	28	15	2	2	–	–	–	–	–	–
Agudos	134	121	111	101	94	80	16	21	1	–	23	20	–	–
Alambari	7	9	7	9	6	6	1	3	–	–	–	–	–	–
Alfredo Marcondes	12	4	12	4	9	3	2	1	1	–	–	–	–	–
Altair	21	16	21	16	19	15	2	1	–	–	–	–	–	–
Altinópolis	50	33	50	33	44	31	6	2	–	–	–	–	–	–
Alto Alegre-SP	16	21	16	21	15	14	1	7	–	–	–	–	–	–
Alumínio	66	37	66	37	48	24	10	11	8	2	–	–	–	–
Álvares Florence	18	11	18	11	14	9	4	2	–	–	–	–	–	–
Álvares Machado	33	32	33	32	26	23	6	9	1	–	–	–	–	1
Álvaro de Carvalho	11	–	11	–	8	–	3	–	–	–	–	–	–	–
Alvinlândia	9	–	9	–	9	–	–	–	–	–	–	–	–	–
Americana	2.293	1.992	2.220	1.911	1.595	1.352	602	550	23	9	73	81	5	6
Américo Brasiliense	189	180	169	170	134	136	35	34	–	–	20	10	1	–
Américo de Campos	14	3	14	3	12	3	2	–	–	–	–	–	–	–
Amparo-SP	491	512	412	437	290	314	113	119	9	4	79	75	–	2
Analândia	24	12	24	12	22	10	2	2	–	–	–	–	1	1
Andradina	342	391	329	384	263	321	64	60	2	3	13	7	1	–
Angatuba	66	54	66	54	60	48	6	6	–	–	–	–	–	–
Anhembi	48	22	48	22	44	21	1	1	3	–	–	–	–	–
Anhumas	32	4	32	4	28	3	3	1	1	–	–	–	–	–
Aparecida d'Oeste	5	3	5	3	5	2	–	1	–	–	–	–	–	–
Aparecida-SP	192	188	183	171	142	137	39	33	2	1	9	17	–	1
Apiaí	32	45	32	45	26	35	4	7	2	3	–	–	–	–
Araçariguama	163	178	163	178	138	150	22	26	3	2	–	–	2	2
Araçatuba	1.456	1.388	1.385	1.333	955	886	426	444	4	3	71	55	5	5
Araçoiaba da Serra	49	64	49	64	41	45	8	19	–	–	–	–	–	–
Aramina	9	2	9	2	7	2	1	–	1	–	–	–	–	–
Arandu	1	8	1	8	1	8	–	–	–	–	–	–	–	–
Arapeí	3	2	3	2	3	2	–	–	–	–	–	–	–	–
Araraquara	1.884	1.712	1.670	1.538	1.235	1.101	425	429	10	8	214	174	6	2
Araras	1.042	1.005	955	953	727	677	223	273	5	3	87	52	1	–
Arco-Íris	8	4	8	4	8	4	–	–	–	–	–	–	–	–
Arealva	6	8	6	8	6	8	–	–	–	–	–	–	–	–
Areias	3	3	3	3	2	3	1	–	–	–	–	–	–	–
Areiópolis	30	29	30	29	30	26	–	3	–	–	–	–	–	–
Ariranha	31	31	31	31	28	27	3	4	–	–	–	–	2	–
Artur Nogueira	167	156	143	104	106	76	31	27	6	1	24	52	–	–
Arujá	343	371	343	371	296	301	41	68	6	2	–	–	–	2
Aspásia	–	1	–	1	–	–	–	–	–	1	–	–	–	–
Assis	299	282	231	216	158	137	71	75	2	4	68	66	1	–
Atibaia	757	754	725	734	571	565	143	166	11	3	32	20	4	6
Auriflama	19	18	19	18	16	15	3	3	–	–	–	–	–	–
Avaí	18	12	18	12	18	10	–	2	–	–	–	–	–	–
Avanhandava	76	82	76	82	71	76	5	6	–	–	–	–	–	1
Avaré	373	300	168	165	128	125	39	37	1	3	205	135	1	–
Bady Bassitt	84	60	84	60	65	39	19	21	–	–	–	–	–	–
Balbinos	2	9	2	9	2	7	–	2	–	–	–	–	–	–
Bálsamo	40	37	40	37	34	31	5	6	1	–	–	–	–	–
Bananal	22	18	22	18	15	17	7	–	–	1	–	–	–	–
Barão de Antonina	2	–	2	–	2	–	–	–	–	–	–	–	–	–
Barbosa	11	10	11	10	10	8	1	2	–	–	–	–	–	–
Bariri	189	199	171	164	150	138	21	24	–	2	18	35	1	–
Barra Bonita-SP	167	170	151	146	132	129	18	17	1	–	16	24	1	–
Barra do Chapéu	7	2	7	2	6	2	–	–	1	–	–	–	1	–
Barra do Turvo	17	12	17	12	14	11	3	1	–	–	–	–	–	2
Barretos	740	766	551	580	454	456	78	94	19	30	189	186	1	1
Barrinha	27	21	27	21	23	14	4	7	–	–	–	–	1	–
Barueri	1.973	1.934	1.893	1.822	1.337	1.310	514	479	42	33	80	112	8	4
Bastos	60	31	60	31	42	29	18	2	–	–	–	–	–	–
Batatais	403	402	384	343	319	277	64	65	1	1	19	59	4	1
Bauru	2.201	2.068	2.092	1.983	1.645	1.531	420	425	27	27	109	85	3	6
Bebedouro	386	405	233	261	160	185	73	75	–	1	153	144	2	1

Capítulo 58 - Estatísticas Municipais

58.1 - Estatísticas municipais de acidentes do trabalho, por situação do registro e motivo - 2015/2016

(continuação)

MUNICÍPIO	ESTATÍSTICAS DE ACIDENTES DO TRABALHO													
	Total		Com CAT Registrada								Sem CAT Registrada		Óbito	
			Total		Motivo									
					Típico		Trajeto		Doença do Trabalho					
	2015	2016	2015	2016	2015	2016	2015	2016	2015	2016	2015	2016	2015	2016
Bento de Abreu	20	15	20	15	19	13	–	2	1	–	–	–	–	–
Bernardino de Campos	20	18	20	18	15	16	5	2	–	–	–	–	–	–
Bertioga	117	113	117	113	94	89	21	24	2	–	–	–	2	1
Bilac	22	12	22	12	18	10	4	2	–	–	–	–	1	1
Birigui	590	520	560	472	362	287	198	184	–	1	30	48	1	–
Biritiba-Mirim	29	17	29	17	21	12	8	5	–	–	–	–	–	–
Boa Esperança do Sul	33	50	33	50	33	49	–	1	–	–	–	–	–	–
Bocaina-SP	53	57	53	57	52	54	1	3	–	–	–	–	2	–
Bofete	17	12	17	12	15	11	2	1	–	–	–	–	–	–
Boituva	323	368	226	257	186	221	38	35	2	1	97	111	–	1
Bom Jesus dos Perdões	63	77	63	77	45	65	17	12	1	–	–	–	–	1
Bom Sucesso de Itararé	7	7	7	7	7	5	–	2	–	–	–	–	1	–
Borá	104	118	104	118	103	118	1	–	–	–	–	–	–	–
Boracéia	21	8	21	8	15	7	5	1	1	–	–	–	–	–
Borborema-SP	36	39	36	39	35	36	1	3	–	–	–	–	–	–
Borebi	10	21	10	21	8	21	2	–	–	–	–	–	–	1
Botucatu	1.047	933	990	877	855	758	93	93	42	26	57	56	2	2
Bragança Paulista	1.231	1.185	1.163	1.086	891	801	265	284	7	1	68	99	6	4
Braúna	15	9	15	9	15	8	–	1	–	–	–	–	–	–
Brejo Alegre	50	51	50	51	45	51	5	–	–	–	–	–	–	–
Brodósqui	47	44	47	44	41	37	6	7	–	–	–	–	–	–
Brotas	177	175	173	169	160	163	12	6	1	–	4	6	–	1
Buri	44	56	44	56	37	51	7	5	–	–	–	–	1	–
Buritama	20	29	20	29	17	22	3	6	–	1	–	–	–	–
Buritizal	20	13	20	13	18	11	2	2	–	–	–	–	–	–
Cabrália Paulista	14	7	14	7	13	7	–	–	1	–	–	–	–	–
Cabreúva	278	242	278	242	243	201	32	40	3	1	–	–	–	–
Caçapava	728	539	445	392	331	296	79	70	35	26	283	147	1	3
Cachoeira Paulista	135	80	123	77	84	63	36	14	3	–	12	3	–	3
Caconde	15	17	15	17	15	10	–	7	–	–	–	–	–	1
Cafelândia-SP	52	50	52	50	42	45	9	5	1	–	–	–	–	1
Caiabu	1	3	1	3	1	3	–	–	–	–	–	–	–	–
Caieiras	269	267	269	267	211	208	46	57	12	2	–	–	1	1
Caiuá	–	4	–	4	–	3	–	1	–	–	–	–	–	–
Cajamar	537	470	537	470	450	381	62	77	25	12	–	–	–	2
Cajati	94	79	94	79	84	71	10	8	–	–	–	–	1	–
Cajobi	15	10	15	10	13	10	2	–	–	–	–	–	–	–
Cajuru	46	53	46	53	43	46	3	6	–	1	–	–	–	–
Campina do Monte Alegre	4	1	4	1	4	1	–	–	–	–	–	–	–	–
Campinas	5.443	5.181	5.042	4.946	3.663	3.644	1.179	1.180	200	122	401	235	25	14
Campo Limpo Paulista	262	237	241	206	170	150	67	54	4	2	21	31	–	–
Campos do Jordão	150	183	123	133	93	97	26	36	4	–	27	50	1	–
Campos Novos Paulista	6	12	6	12	5	12	1	–	–	–	–	–	–	–
Cananéia	8	15	8	15	5	13	1	2	2	–	–	–	–	–
Canas	21	17	21	17	16	16	5	1	–	–	–	–	–	–
Cândido Mota	57	35	57	35	50	28	7	6	–	1	–	–	–	–
Cândido Rodrigues	4	10	4	10	3	9	1	1	–	–	–	–	–	–
Canitar	10	8	10	8	10	6	–	2	–	–	–	–	1	–
Capão Bonito	89	72	89	72	68	45	20	26	1	1	–	–	–	–
Capela do Alto	44	35	44	35	38	31	6	4	–	–	–	–	–	–
Capivari	324	467	203	208	170	170	30	33	3	5	121	259	1	2
Caraguatatuba	346	433	305	346	232	257	71	87	2	2	41	87	–	1
Carapicuíba	739	749	533	533	354	342	171	184	8	7	206	216	3	1
Cardoso	15	15	15	15	14	13	1	2	–	–	–	–	–	–
Casa Branca	67	65	67	65	56	48	9	17	2	–	–	–	–	1
Cássia dos Coqueiros	4	1	4	1	3	1	1	–	–	–	–	–	1	–
Castilho	88	87	88	87	74	77	14	10	–	–	–	–	–	–
Catanduva	773	818	619	676	476	517	142	156	1	3	154	142	2	3
Catiguá	16	20	16	20	10	16	6	4	–	–	–	–	–	–
Cedral-SP	67	53	67	53	58	46	6	7	3	–	–	–	–	1
Cerqueira César	68	78	68	78	59	73	9	4	–	1	–	–	–	1
Cerquilho	235	204	189	193	153	157	36	36	–	–	46	11	1	–
Cesário Lange	41	34	41	34	33	26	8	8	–	–	–	–	1	–
Charqueada	30	22	30	22	28	17	1	3	1	2	–	–	–	–
Chavantes	20	15	20	15	19	14	1	1	–	–	–	–	–	–
Clementina	48	56	48	56	48	47	–	8	–	1	–	–	–	–
Colina	78	62	78	62	70	58	8	4	–	–	–	–	–	–

Capítulo 58 - Estatísticas Municipais

58.1 - Estatísticas municipais de acidentes do trabalho, por situação do registro e motivo - 2015/2016

(continuação)

MUNICÍPIO	ESTATÍSTICAS DE ACIDENTES DO TRABALHO													
	Total		Com CAT Registrada								Sem CAT Registrada		Óbito	
			Total		Motivo									
					Típico		Trajeto		Doença do Trabalho					
	2015	2016	2015	2016	2015	2016	2015	2016	2015	2016	2015	2016	2015	2016
Colômbia	50	77	50	77	50	71	–	6	–	–	–	–	2	–
Conchal	90	74	90	74	77	56	13	18	–	–	–	–	–	–
Conchas	29	35	29	35	26	31	3	4	–	–	–	–	–	–
Cordeirópolis	279	274	279	274	233	231	42	43	4	–	–	–	1	1
Coroados	27	32	27	32	23	27	4	4	–	1	–	–	–	–
Coronel Macedo	1	4	1	4	1	4	–	–	–	–	–	–	1	–
Corumbataí	8	18	8	18	6	14	2	4	–	–	–	–	–	–
Cosmópolis	254	204	219	200	169	155	47	45	3	–	35	4	–	–
Cosmorama	81	62	81	62	79	60	2	2	–	–	–	–	1	–
Cotia	861	765	729	707	568	506	153	190	8	11	132	58	2	3
Cravinhos	132	123	77	71	61	60	16	11	–	–	55	52	1	–
Cristais Paulista	19	45	19	45	17	44	2	1	–	–	–	–	–	–
Cruzália	4	6	4	6	4	6	–	–	–	–	–	–	–	–
Cruzeiro	292	297	280	290	187	218	90	71	3	1	12	7	1	2
Cubatão	732	608	572	413	435	297	130	101	7	15	160	195	7	7
Cunha	10	14	10	14	9	9	–	5	1	–	–	–	–	1
Descalvado	82	61	82	61	66	55	15	6	1	–	–	–	1	1
Diadema	2.276	2.076	1.970	1.863	1.461	1.434	391	347	118	82	306	213	–	6
Dirce Reis	1	1	1	1	1	–	–	1	–	–	–	–	–	–
Divinolândia	29	35	29	35	27	30	2	5	–	–	–	–	–	–
Dobrada	5	5	5	5	5	2	–	3	–	–	–	–	–	–
Dois Córregos	102	83	96	81	83	69	11	12	2	–	6	2	–	–
Dolcinópolis	11	10	11	10	9	10	2	–	–	–	–	–	–	–
Dourado	50	58	50	58	49	55	1	3	–	–	–	–	–	–
Dracena	328	267	108	123	82	95	24	28	2	–	220	144	–	–
Duartina	24	16	24	16	22	14	2	2	–	–	–	–	–	–
Dumont	15	19	15	19	13	15	2	4	–	–	–	–	–	–
Echaporã	8	12	8	12	6	12	2	–	–	–	–	–	–	–
Eldorado-SP	5	7	5	7	4	6	1	1	–	–	–	–	–	–
Elias Fausto	80	105	80	105	73	86	7	19	–	–	–	–	–	–
Elisiário	15	4	15	4	13	4	2	–	–	–	–	–	–	–
Embaúba	1	3	1	3	1	3	–	–	–	–	–	–	–	–
Embu	496	423	496	423	365	287	127	126	4	10	–	–	5	1
Embu-Guaçu	116	98	116	98	85	80	27	18	4	–	–	–	1	–
Emilianópolis	–	2	–	2	–	2	–	–	–	–	–	–	–	–
Engenheiro Coelho	39	55	39	55	34	47	4	8	1	–	–	–	1	–
Espírito Santo do Pinhal	262	219	182	179	144	158	36	21	2	–	80	40	–	1
Espírito Santo do Turvo	6	7	6	7	6	7	–	–	–	–	–	–	–	–
Estiva Gerbi	41	52	41	52	36	40	5	12	–	–	–	–	1	2
Estrela do Norte-SP	1	5	1	5	–	5	1	–	–	–	–	–	–	–
Estrela d'Oeste	30	33	30	33	27	32	3	1	–	–	–	–	–	–
Euclides da Cunha Paulista	11	4	11	4	10	4	1	–	–	–	–	–	1	–
Fartura	22	16	22	16	15	13	7	3	–	–	–	–	1	–
Fernando Prestes	1	8	1	8	1	6	–	2	–	–	–	–	–	–
Fernandópolis	339	321	307	298	268	244	36	51	3	3	32	23	–	2
Fernão	3	3	3	3	3	2	–	1	–	–	–	–	–	–
Ferraz de Vasconcelos	250	231	250	231	191	181	55	47	4	3	–	–	–	3
Flora Rica	4	5	4	5	4	4	–	1	–	–	–	–	–	–
Floreal	12	8	12	8	12	8	–	–	–	–	–	–	–	–
Flórida Paulista	25	26	25	26	24	24	1	1	–	1	–	–	–	–
Florínia	6	6	6	6	6	5	–	–	–	1	–	–	–	–
Franca	1.479	1.617	1.108	1.216	760	787	342	421	6	8	371	401	1	2
Francisco Morato	184	148	184	148	121	99	62	47	1	2	–	–	2	–
Franco da Rocha	247	293	247	293	201	231	45	61	1	1	–	–	2	1
Gabriel Monteiro	5	7	5	7	5	7	–	–	–	–	–	–	–	–
Gália	19	22	19	22	16	19	3	3	–	–	–	–	–	–
Garça	113	120	98	98	81	79	17	19	–	–	15	22	1	–
Gastão Vidigal	2	3	2	3	2	2	–	1	–	–	–	–	–	–
Gavião Peixoto	70	72	70	72	66	68	4	3	–	1	–	–	1	–
General Salgado	26	20	20	14	19	13	–	1	1	–	6	6	–	–
Getulina	6	16	6	16	6	14	–	2	–	–	–	–	–	–
Glicério	21	21	21	21	20	20	–	1	1	–	–	–	–	–
Guaiçara	24	27	24	27	20	21	4	6	–	–	–	–	–	–
Guaimbê	5	7	5	7	4	7	–	–	1	–	–	–	–	–
Guaíra-SP	185	157	149	153	138	141	11	12	–	–	36	4	1	–
Guapiaçu	96	71	96	71	83	59	13	11	–	1	–	–	–	–
Guapiara	2	3	2	3	1	2	1	1	–	–	–	–	–	–

Capítulo 58 - Estatísticas Municipais

58.1 - Estatísticas municipais de acidentes do trabalho, por situação do registro e motivo - 2015/2016

(continuação)

MUNICÍPIO	ESTATÍSTICAS DE ACIDENTES DO TRABALHO													
	Total		Com CAT Registrada								Sem CAT Registrada		Óbito	
			Total		Motivo									
					Típico		Trajeto		Doença do Trabalho					
	2015	2016	2015	2016	2015	2016	2015	2016	2015	2016	2015	2016	2015	2016
Guará	40	25	40	25	37	23	3	2	–	–	–	–	1	–
Guaraçaí	51	38	51	38	44	30	7	8	–	–	–	–	–	–
Guaraci-SP	62	35	62	35	60	33	2	2	–	–	–	–	–	–
Guarani d'Oeste	3	1	3	1	3	1	–	–	–	–	–	–	–	–
Guarantã	32	12	32	12	30	10	2	2	–	–	–	–	–	1
Guararapes	249	198	233	173	206	153	26	20	1	–	16	25	–	–
Guararema	145	131	145	131	120	107	24	18	1	6	–	–	–	1
Guaratinguetá	551	479	507	452	390	329	111	120	6	3	44	27	4	1
Guareí	23	26	23	26	20	21	3	5	–	–	–	–	–	–
Guariba	172	145	156	130	145	123	11	6	–	1	16	15	–	1
Guarujá	906	832	767	707	521	456	242	240	4	11	139	125	3	1
Guarulhos	5.697	5.280	5.233	4.984	4.039	3.866	1.068	1.031	126	87	464	296	16	7
Guatapará	20	9	20	9	17	8	3	1	–	–	–	–	–	–
Guzolândia	1	5	1	5	1	5	–	–	–	–	–	–	–	–
Herculândia	5	6	5	6	5	6	–	–	–	–	–	–	–	–
Holambra	72	76	72	76	64	63	6	10	2	3	–	–	–	2
Hortolândia	796	672	666	607	465	397	153	161	48	49	130	65	1	2
Iacanga	44	58	44	58	42	58	2	–	–	–	–	–	1	–
Iacri	8	8	8	8	8	5	–	3	–	–	–	–	1	–
Iaras	39	73	39	73	37	68	2	5	–	–	–	–	–	1
Ibaté	192	134	185	130	165	117	20	13	–	–	7	4	1	–
Ibirá	36	27	36	27	31	25	5	2	–	–	–	–	2	–
Ibirarema	3	10	3	10	2	9	1	1	–	–	–	–	1	–
Ibitinga	240	239	224	211	192	165	31	46	1	–	16	28	3	–
Ibiúna	160	122	160	122	129	95	30	25	1	2	–	–	1	–
Icém	16	13	16	13	15	12	1	1	–	–	–	–	1	–
Iepê	9	14	9	14	8	12	1	2	–	–	–	–	–	–
Igaraçu do Tietê	23	21	17	16	15	11	2	5	–	–	6	5	–	–
Igarapava	118	79	118	79	113	70	5	9	–	–	–	–	–	–
Igaratá	26	17	26	17	21	13	5	3	–	1	–	–	–	–
Iguape	12	11	12	11	7	3	4	8	1	–	–	–	–	1
Ilha Comprida	8	15	8	15	6	10	2	5	–	–	–	–	–	–
Ilha Solteira	108	94	103	92	80	74	21	17	2	1	5	2	–	–
Ilhabela	51	58	51	58	34	44	17	14	–	–	–	–	–	–
Indaiatuba	1.025	954	947	891	635	601	235	254	77	36	78	63	3	4
Indiana	3	4	3	4	2	3	1	1	–	–	–	–	–	1
Indiaporã	3	8	3	8	3	6	–	1	–	1	–	–	–	–
Inúbia Paulista	11	17	11	17	11	15	–	2	–	–	–	–	–	–
Ipauçu	67	45	67	45	57	38	10	7	–	–	–	–	1	–
Iperó	104	66	104	66	88	61	16	5	–	–	–	–	–	–
Ipeúna	53	43	53	43	44	36	8	7	1	–	–	–	–	4
Ipiguá	32	19	32	19	25	16	7	3	–	–	–	–	–	–
Ipuã	67	36	67	36	60	31	7	5	–	–	–	–	–	–
Iracemápolis	184	158	184	158	161	135	23	23	–	–	–	–	1	–
Irapuã	3	1	3	1	3	1	–	–	–	–	–	–	–	–
Irapuru	15	14	15	14	15	12	–	2	–	–	–	–	–	–
Itaberá	34	33	34	33	31	29	3	4	–	–	–	–	1	1
Itaí	107	109	89	92	84	85	1	7	4	–	18	17	–	3
Itajobi	36	22	36	22	30	20	5	2	1	–	–	–	2	–
Itaju	16	9	16	9	16	8	–	1	–	–	–	–	–	–
Itanhaém	171	165	153	151	110	109	40	41	3	1	18	14	–	–
Itapecerica da Serra	405	358	298	274	222	201	68	66	8	7	107	84	1	1
Itapetininga	463	449	366	349	282	275	81	72	3	2	97	100	2	2
Itapeva-SP	356	451	341	401	273	304	62	87	6	10	15	50	1	1
Itapevi	466	562	466	562	337	439	121	120	8	3	–	–	3	5
Itapira	818	479	772	391	612	306	160	85	–	–	46	88	4	1
Itapirapuã Paulista	2	2	2	2	2	2	–	–	–	–	–	–	–	–
Itápolis	234	196	191	142	163	126	28	16	–	–	43	54	2	–
Itaporanga-SP	7	19	7	19	6	15	1	3	–	1	–	–	1	–
Itapuí	40	30	40	30	37	22	3	8	–	–	–	–	–	–
Itapura	11	14	11	14	10	14	1	–	–	–	–	–	–	–
Itaquaquecetuba	858	834	744	717	622	597	115	118	7	2	114	117	9	2
Itararé	124	103	124	103	109	90	15	13	–	–	–	–	–	2
Itariri	8	8	8	8	6	5	2	3	–	–	–	–	1	1
Itatiba	778	674	764	667	645	561	113	103	6	3	14	7	2	3
Itatinga	112	99	101	87	88	76	13	11	–	–	11	12	–	–
Itirapina	92	81	92	81	82	71	9	10	1	–	–	–	2	–

Capítulo 58 - Estatísticas Municipais

58.1 - Estatísticas municipais de acidentes do trabalho, por situação do registro e motivo - 2015/2016

(continuação)

MUNICÍPIO	ESTATÍSTICAS DE ACIDENTES DO TRABALHO													
	Total		Com CAT Registrada								Sem CAT Registrada		Óbito	
			Total		Motivo									
					Típico		Trajeto		Doença do Trabalho					
	2015	2016	2015	2016	2015	2016	2015	2016	2015	2016	2015	2016	2015	2016
Itirapuã	2	5	2	5	2	5	–	–	–	–	–	–	–	–
Itobi	12	11	12	11	8	9	4	2	–	–	–	–	–	1
Itu	715	683	649	643	528	492	117	142	4	9	66	40	3	5
Itupeva	437	500	437	500	362	419	71	78	4	3	–	–	5	1
Ituverava	200	172	83	72	61	55	22	16	–	1	117	100	–	–
Jaborandi-SP	8	8	8	8	8	8	–	–	–	–	–	–	–	–
Jaboticabal	228	223	130	129	96	99	33	28	1	2	98	94	–	2
Jacareí	1.385	1.126	1.062	878	835	685	181	163	46	30	323	248	6	7
Jaci	153	99	153	99	140	91	12	8	1	–	–	–	–	–
Jacupiranga	22	19	22	19	20	14	2	4	–	1	–	–	–	1
Jaguariúna	447	405	447	405	331	315	107	84	9	6	–	–	1	2
Jales	204	201	160	154	94	111	64	42	2	1	44	47	–	2
Jambeiro	53	44	53	44	44	39	2	5	7	–	–	–	–	–
Jandira	191	188	191	188	149	137	36	49	6	2	–	–	–	2
Jardinópolis-SP	105	111	105	111	76	88	28	23	1	–	–	–	2	–
Jarinu	211	183	211	183	176	150	32	32	3	1	–	–	2	2
Jaú	536	622	485	585	362	425	121	159	2	1	51	37	2	2
Jeriquara	6	12	6	12	3	11	3	1	–	–	–	–	–	–
Joanópolis	16	22	16	22	16	16	–	6	–	–	–	–	–	1
João Ramalho	2	3	2	3	1	3	1	–	–	–	–	–	–	–
José Bonifácio	269	257	240	218	214	183	25	27	1	8	29	39	2	–
Júlio Mesquita	8	6	8	6	8	6	–	–	–	–	–	–	–	–
Jumirim	24	26	24	26	22	24	2	2	–	–	–	–	–	–
Jundiaí	3.088	3.076	2.937	2.955	2.296	2.343	585	576	56	36	151	121	11	3
Junqueirópolis	62	77	62	77	47	62	15	15	–	–	–	–	–	–
Juquiá	21	10	21	10	17	6	3	3	1	1	–	–	–	–
Juquitiba	39	43	39	43	33	36	5	7	1	–	–	–	3	–
Lagoinha	6	10	6	10	5	8	1	2	–	–	–	–	–	–
Laranjal Paulista	236	164	201	146	182	125	19	21	–	–	35	18	1	–
Lavínia	13	10	13	10	11	9	2	1	–	–	–	–	–	1
Lavrinhas	7	7	7	7	4	7	3	–	–	–	–	–	–	–
Leme	368	400	176	177	129	125	46	50	1	2	192	223	2	2
Lençóis Paulista	550	540	517	505	443	431	73	74	1	–	33	35	1	1
Limeira	2.066	1.644	1.743	1.497	1.275	1.064	381	363	87	70	323	147	1	7
Lindóia	9	11	9	11	9	9	–	2	–	–	–	–	–	1
Lins	663	554	471	413	372	331	84	75	15	7	192	141	2	1
Lorena	523	423	512	414	364	298	144	112	4	4	11	9	2	–
Lourdes	1	4	1	4	1	3	–	1	–	–	–	–	–	1
Louveira	362	334	362	334	303	275	57	54	2	5	–	–	1	1
Lucélia	121	125	105	109	92	96	12	12	1	1	16	16	1	–
Lucianópolis	14	14	14	14	14	14	–	–	–	–	–	–	–	–
Luís Antônio	89	78	89	78	86	70	3	8	–	–	–	–	–	–
Luiziânia	4	3	4	3	4	2	–	–	–	1	–	–	–	–
Lupércio	3	2	3	2	3	2	–	–	–	–	–	–	–	–
Lutécia	4	4	4	4	3	3	1	1	–	–	–	–	–	–
Macatuba	65	49	65	49	55	46	10	3	–	–	–	–	2	–
Macaubal	10	19	10	19	8	15	2	4	–	–	–	–	–	–
Macedônia	12	5	12	5	10	5	2	–	–	–	–	–	–	–
Magda	5	10	5	10	3	9	2	1	–	–	–	–	–	–
Mairinque	102	109	102	109	81	83	21	25	–	1	–	–	3	–
Mairiporã	143	134	143	134	106	106	34	28	3	–	–	–	2	1
Manduri	17	12	17	12	10	11	7	1	–	–	–	–	–	–
Marabá Paulista	8	7	8	7	7	7	1	–	–	–	–	–	–	–
Maracaí	44	31	44	31	40	27	3	4	1	–	–	–	–	1
Marapoama	22	17	22	17	22	15	–	2	–	–	–	–	–	1
Mariápolis	1	5	1	5	1	1	–	4	–	–	–	–	–	–
Marília	1.091	1.093	1.047	1.040	785	770	259	268	3	2	44	53	1	4
Martinópolis	53	54	41	45	39	35	1	10	1	–	12	9	–	4
Matão	694	645	632	598	548	484	82	111	2	3	62	47	1	3
Mauá	1.825	1.639	1.632	1.427	1.243	1.051	314	350	75	26	193	212	5	4
Mendonça	22	10	22	10	18	9	4	1	–	–	–	–	1	–
Meridiano	52	30	52	30	49	30	3	–	–	–	–	–	–	–
Mesópolis	1	–	1	–	1	–	–	–	–	–	–	–	–	–
Miguelópolis	24	15	24	15	21	14	3	1	–	–	–	–	2	1
Mineiros do Tietê	17	16	17	16	15	14	2	2	–	–	–	–	–	–
Mira Estrela	2	1	2	1	2	1	–	–	–	–	–	–	–	–
Miracatu	49	46	49	46	42	43	6	3	1	–	–	–	3	1

Capítulo 58 - Estatísticas Municipais

58.1 - Estatísticas municipais de acidentes do trabalho, por situação do registro e motivo - 2015/2016

(continuação)

MUNICÍPIO	ESTATÍSTICAS DE ACIDENTES DO TRABALHO													
	Total		Com CAT Registrada								Sem CAT Registrada		Óbito	
			Total		Motivo									
					Típico		Trajeto		Doença do Trabalho					
	2015	2016	2015	2016	2015	2016	2015	2016	2015	2016	2015	2016	2015	2016
Mirandópolis	90	78	82	71	69	54	12	15	1	2	8	7	–	1
Mirante do Paranapanema	35	22	35	22	29	20	6	1	–	1	–	–	–	–
Mirassol	449	410	431	379	346	279	84	96	1	4	18	31	2	–
Mirassolândia	10	24	10	24	10	19	–	5	–	–	–	–	–	–
Mococa	228	203	198	193	159	160	37	30	2	3	30	10	3	–
Moji das Cruzes	1.590	1.304	1.398	1.179	1.097	938	278	226	23	15	192	125	9	4
Moji-Guaçu	1.622	1.460	1.399	1.277	1.028	920	336	326	35	31	223	183	3	1
Moji-Mirim	1.215	1.243	891	783	684	555	200	218	7	10	324	460	2	1
Mombuca	15	13	15	13	14	10	1	2	–	1	–	–	–	1
Monções	13	18	13	18	13	18	–	–	–	–	–	–	–	–
Mongaguá	84	89	84	89	62	63	20	25	2	1	–	–	–	1
Monte Alegre do Sul	13	11	13	11	8	6	5	5	–	–	–	–	–	–
Monte Alto	156	169	107	110	82	79	25	31	–	–	49	59	1	1
Monte Aprazível	83	71	68	65	60	57	8	8	–	–	15	6	2	–
Monte Azul Paulista	43	33	43	33	36	27	6	6	1	–	–	–	–	–
Monte Castelo-SP	3	2	3	2	3	2	–	–	–	–	–	–	–	–
Monte Mor	247	221	247	221	196	188	33	27	18	6	–	–	2	–
Monteiro Lobato	10	9	10	9	8	7	2	2	–	–	–	–	–	–
Morro Agudo	134	106	127	101	115	93	10	8	2	–	7	5	1	2
Morungaba	64	67	64	67	56	51	8	16	–	–	–	–	–	–
Motuca	7	9	7	9	7	7	–	2	–	–	–	–	1	–
Murutinga do Sul	6	3	6	3	4	3	2	–	–	–	–	–	–	–
Nantes	6	6	6	6	6	5	–	1	–	–	–	–	–	–
Narandiba	65	47	65	47	63	42	2	5	–	–	–	–	–	1
Natividade da Serra	6	2	6	2	5	1	1	1	–	–	–	–	–	–
Nazaré Paulista	38	44	38	44	24	36	14	8	–	–	–	–	1	–
Neves Paulista	22	36	22	36	19	24	3	12	–	–	–	–	1	–
Nhandeara	26	22	23	14	20	13	3	1	–	–	3	8	–	–
Nipoã	9	13	9	13	9	12	–	1	–	–	–	–	–	1
Nova Aliança	54	40	54	40	35	33	5	3	14	4	–	–	–	–
Nova Campina	32	27	32	27	31	25	1	2	–	–	–	–	–	–
Nova Canaã Paulista	1	1	1	1	1	1	–	–	–	–	–	–	–	–
Nova Castilho	–	2	–	2	–	2	–	–	–	–	–	–	–	–
Nova Europa	55	60	55	60	50	54	5	6	–	–	–	–	1	1
Nova Granada	53	75	53	75	43	66	10	8	–	1	–	–	1	–
Nova Guataporanga	4	1	4	1	4	1	–	–	–	–	–	–	–	–
Nova Independência	11	16	11	16	11	16	–	–	–	–	–	–	–	–
Nova Luzitânia	–	1	–	1	–	1	–	–	–	–	–	–	–	–
Nova Odessa	504	453	448	404	327	313	112	84	9	7	56	49	1	1
Novais	8	6	8	6	6	4	2	2	–	–	–	–	–	–
Novo Horizonte-SP	212	229	178	182	158	155	20	27	–	–	34	47	2	2
Nuporanga	77	65	77	65	56	54	3	1	18	10	–	–	–	–
Ocauçu	6	7	6	7	6	6	–	1	–	–	–	–	–	–
Óleo	2	2	2	2	2	2	–	–	–	–	–	–	–	–
Olímpia	238	170	201	137	182	119	18	18	1	–	37	33	2	–
Onda Verde	107	132	107	132	100	129	6	3	1	–	–	–	–	–
Oriente	10	20	10	20	9	19	1	1	–	–	–	–	–	1
Orindiúva	55	48	55	48	52	48	2	–	1	–	–	–	–	–
Orlândia	198	208	193	196	146	152	46	44	1	–	5	12	–	1
Osasco	2.441	2.044	1.908	1.777	1.372	1.233	467	458	69	86	533	267	5	4
Oscar Bressane	2	6	2	6	1	4	1	2	–	–	–	–	–	–
Osvaldo Cruz	96	86	78	65	58	49	20	15	–	1	18	21	–	–
Ourinhos	312	262	268	204	212	157	53	46	3	1	44	58	–	–
Ouro Verde-SP	7	11	7	11	5	10	2	1	–	–	–	–	–	–
Ouroeste	90	84	90	84	84	82	6	2	–	–	–	–	1	–
Pacaembu	13	31	13	31	11	25	2	6	–	–	–	–	–	–
Palestina-SP	42	37	42	37	37	34	5	3	–	–	–	–	–	–
Palmares Paulista	20	14	20	14	19	13	1	1	–	–	–	–	–	–
Palmeira d'Oeste	3	5	3	5	3	2	–	3	–	–	–	–	1	1
Palmital-SP	57	65	49	46	42	43	7	3	–	–	8	19	1	–
Panorama	34	23	34	23	26	20	8	2	–	1	–	–	1	–
Paraguaçu Paulista	268	281	247	246	227	227	19	19	1	–	21	35	2	2
Paraibuna	30	42	30	42	25	33	5	9	–	–	–	–	1	–
Paraíso-SP	17	29	17	29	15	25	2	4	–	–	–	–	–	–
Paranapanema	30	25	30	25	25	21	5	4	–	–	–	–	–	–
Paranapuã	6	7	6	7	6	7	–	–	–	–	–	–	–	–
Parapuã	63	46	63	46	59	42	4	4	–	–	–	–	–	–

Capítulo 58 - Estatísticas Municipais

58.1 - Estatísticas municipais de acidentes do trabalho, por situação do registro e motivo - 2015/2016

(continuação)

MUNICÍPIO	ESTATÍSTICAS DE ACIDENTES DO TRABALHO													
	Total		Com CAT Registrada								Sem CAT Registrada		Óbito	
			Total		Motivo									
					Típico		Trajeto		Doença do Trabalho					
	2015	2016	2015	2016	2015	2016	2015	2016	2015	2016	2015	2016	2015	2016
Pardinho	21	22	21	22	19	18	1	4	1	–	–	–	–	1
Pariquera-Açu	70	74	70	74	60	62	9	9	1	3	–	–	–	–
Parisi	3	6	3	6	2	4	1	1	–	1	–	–	–	1
Patrocínio Paulista	65	87	65	87	55	73	9	11	1	3	–	–	2	–
Paulicéia	73	50	73	50	70	47	3	3	–	–	–	–	–	–
Paulínia	719	700	719	700	586	545	120	144	13	11	–	–	1	2
Paulistânia	6	4	6	4	5	4	–	–	1	–	–	–	–	–
Paulo de Faria	10	8	10	8	7	6	3	1	–	1	–	–	–	–
Pederneiras	406	323	348	283	264	218	83	65	1	–	58	40	3	–
Pedra Bela	6	2	6	2	6	2	–	–	–	–	–	–	–	–
Pedranópolis	6	3	6	3	5	3	1	–	–	–	–	–	–	1
Pedregulho	63	43	63	43	58	38	5	4	–	1	–	–	2	–
Pedreira	390	288	329	238	240	169	82	64	7	5	61	50	2	2
Pedrinhas Paulista	8	4	8	4	8	4	–	–	–	–	–	–	–	–
Pedro de Toledo	14	10	14	10	10	7	4	3	–	–	–	–	–	–
Penápolis	490	442	436	404	302	295	130	109	4	–	54	38	2	1
Pereira Barreto	139	105	134	104	109	89	25	13	–	2	5	1	2	–
Pereiras	29	21	29	21	28	19	1	2	–	–	–	–	–	–
Peruíbe	67	70	67	70	47	41	19	29	1	–	–	–	–	–
Piacatu	11	6	11	6	8	6	3	–	–	–	–	–	1	–
Piedade	103	82	103	82	76	70	25	11	2	1	–	–	2	–
Pilar do Sul	69	59	69	59	59	50	10	9	–	–	–	–	–	–
Pindamonhangaba	866	681	746	616	471	409	134	136	141	71	120	65	2	9
Pindorama	131	135	131	135	123	123	8	12	–	–	–	–	1	–
Pinhalzinho-SP	22	23	22	23	15	16	7	6	–	1	–	–	–	–
Piquerobi	5	4	5	4	4	3	1	1	–	–	–	–	–	–
Piquete	58	64	58	64	48	54	10	10	–	–	–	–	–	–
Piracaia	78	65	78	65	56	48	22	16	–	1	–	–	1	–
Piracicaba	3.750	3.548	3.178	2.987	2.478	2.304	583	618	117	65	572	561	8	9
Piraju	112	112	104	108	79	82	25	25	–	1	8	4	2	–
Pirajuí	56	63	52	54	48	49	4	5	–	–	4	9	1	–
Pirangi	8	7	8	7	7	7	1	–	–	–	–	–	–	–
Pirapora do Bom Jesus	10	19	10	19	6	14	4	4	–	1	–	–	–	1
Pirapozinho	30	42	30	42	25	36	4	6	1	–	–	–	1	1
Pirassununga	397	440	261	259	222	214	38	43	1	2	136	181	3	1
Piratininga	31	21	31	21	25	18	6	3	–	–	–	–	1	–
Pitangueiras-SP	287	215	251	198	230	182	19	15	2	1	36	17	–	4
Planalto-SP	27	16	27	16	21	16	6	–	–	–	–	–	2	–
Platina	2	7	2	7	2	7	–	–	–	–	–	–	–	–
Poá	161	169	161	169	124	132	33	32	4	5	–	–	–	–
Poloni	16	10	16	10	16	8	–	2	–	–	–	–	1	–
Pompéia	105	76	105	76	85	63	19	13	1	–	–	–	1	–
Pongaí	8	4	8	4	8	4	–	–	–	–	–	–	–	–
Pontal	107	102	107	102	97	94	10	8	–	–	–	–	2	1
Pontalinda	2	1	2	1	2	1	–	–	–	–	–	–	1	–
Pontes Gestal	87	40	87	40	86	40	1	–	–	–	–	–	–	–
Populina	4	6	4	6	2	6	1	–	1	–	–	–	–	–
Porangaba	8	16	8	16	7	13	1	2	–	1	–	–	–	–
Porto Feliz	182	204	182	204	151	175	29	28	2	1	–	–	3	1
Porto Ferreira	217	231	117	111	92	85	24	26	1	–	100	120	–	1
Potim	21	19	21	19	11	9	10	10	–	–	–	–	1	–
Potirendaba	103	81	103	81	96	71	4	10	3	–	–	–	1	–
Pracinha	2	3	2	3	2	3	–	–	–	–	–	–	–	–
Pradópolis	43	27	43	27	37	24	6	2	–	1	–	–	–	–
Praia Grande-SP	619	525	524	452	362	310	158	137	4	5	95	73	3	1
Pratânia	29	23	29	23	20	21	9	2	–	–	–	–	–	–
Presidente Alves	8	15	8	15	7	13	1	2	–	–	–	–	–	–
Presidente Bernardes-SP	17	11	17	11	13	7	4	4	–	–	–	–	–	–
Presidente Epitácio	200	210	83	93	66	77	15	15	2	1	117	117	–	3
Presidente Prudente	1.028	1.139	869	965	666	737	187	219	16	9	159	174	–	3
Presidente Venceslau	76	54	45	41	32	31	13	10	–	–	31	13	–	–
Promissão	256	261	248	256	226	221	16	34	6	1	8	5	–	1
Quadra	4	9	4	9	3	7	1	2	–	–	–	–	–	1
Quatá	72	76	72	76	69	72	3	4	–	–	–	–	–	–
Queiroz	28	24	28	24	28	20	–	4	–	–	–	–	–	–
Queluz	31	27	31	27	28	23	3	4	–	–	–	–	–	–
Quintana	18	9	18	9	16	8	2	1	–	–	–	–	1	–

Capítulo 58 - Estatísticas Municipais

58.1 - Estatísticas municipais de acidentes do trabalho, por situação do registro e motivo - 2015/2016

(continuação)

MUNICÍPIO	ESTATÍSTICAS DE ACIDENTES DO TRABALHO													
	Total		Com CAT Registrada								Sem CAT Registrada		Óbito	
			Total		Motivo									
					Típico		Trajeto		Doença do Trabalho					
	2015	2016	2015	2016	2015	2016	2015	2016	2015	2016	2015	2016	2015	2016
Rafard	59	86	59	86	54	75	4	10	1	1	–	–	–	–
Rancharia	132	132	112	116	100	100	11	15	1	1	20	16	–	–
Redenção da Serra	9	8	9	8	6	5	3	3	–	–	–	–	1	1
Regente Feijó	51	41	51	41	42	36	8	5	1	–	–	–	–	–
Reginópolis	16	22	16	22	14	20	2	2	–	–	–	–	2	–
Registro	246	215	141	167	116	126	21	34	4	7	105	48	1	1
Restinga	22	11	22	11	21	10	1	1	–	–	–	–	–	–
Ribeira	–	2	–	2	–	2	–	–	–	–	–	–	–	–
Ribeirão Bonito	26	20	26	20	23	16	3	4	–	–	–	–	–	–
Ribeirão Branco	23	17	23	17	18	14	5	1	–	2	–	–	–	1
Ribeirão Corrente	4	8	4	8	2	7	2	1	–	–	–	–	–	–
Ribeirão do Sul	3	2	3	2	3	2	–	–	–	–	–	–	–	–
Ribeirão dos Índios	2	1	2	1	1	–	1	1	–	–	–	–	–	–
Ribeirão Grande	11	4	11	4	6	3	5	–	–	1	–	–	–	–
Ribeirão Pires	484	346	409	300	309	231	83	62	17	7	75	46	2	3
Ribeirão Preto	3.993	3.900	3.592	3.513	2.483	2.330	1.057	1.151	52	32	401	387	8	9
Rifaina	21	24	21	24	18	21	3	3	–	–	–	–	1	–
Rincão	25	21	25	21	23	18	2	3	–	–	–	–	–	–
Rinópolis	20	16	20	16	18	11	2	5	–	–	–	–	–	–
Rio Claro-SP	2.325	2.023	1.996	1.728	1.233	1.079	564	542	199	107	329	295	5	3
Rio das Pedras	325	351	313	326	269	290	31	25	13	11	12	25	2	1
Rio Grande da Serra	89	44	89	44	69	32	17	10	3	2	–	–	–	–
Riolândia	10	9	10	9	9	8	–	–	1	1	–	–	1	–
Riversul	6	4	6	4	2	3	4	1	–	–	–	–	–	1
Rosana	75	48	65	47	55	32	7	11	3	4	10	1	1	1
Roseira	45	38	45	38	35	26	9	12	1	–	–	–	–	–
Rubiácea	10	1	10	1	9	1	1	–	–	–	–	–	–	–
Rubinéia	14	8	14	8	14	4	–	4	–	–	–	–	–	–
Sabino	8	4	8	4	7	3	1	1	–	–	–	–	–	–
Sagres	16	11	16	11	16	8	–	3	–	–	–	–	–	–
Sales	10	3	10	3	9	3	1	–	–	–	–	–	–	–
Sales Oliveira	27	26	27	26	25	23	2	3	–	–	–	–	–	–
Salesópolis	13	24	13	24	11	19	2	4	–	1	–	–	–	1
Salmourão	14	12	14	12	11	12	3	–	–	–	–	–	–	–
Saltinho-SP	34	29	34	29	32	28	2	–	–	1	–	–	1	–
Salto	574	532	443	439	366	354	75	82	2	3	131	93	–	3
Salto de Pirapora	49	63	49	63	34	49	15	14	–	–	–	–	2	1
Salto Grande	20	21	20	21	18	18	2	3	–	–	–	–	2	–
Sandovalina	31	45	31	45	29	43	2	1	–	1	–	–	–	–
Santa Adélia	55	35	55	35	51	33	3	2	1	–	–	–	1	2
Santa Albertina	11	10	11	10	10	8	1	2	–	–	–	–	–	–
Santa Bárbara d'Oeste	1.549	1.323	1.444	1.274	1.113	956	323	311	8	7	105	49	3	2
Santa Branca	31	31	31	31	25	25	6	5	–	1	–	–	–	–
Santa Clara d'Oeste	8	7	8	7	8	6	–	1	–	–	–	–	–	–
Santa Cruz da Conceição	13	20	13	20	6	7	–	5	7	8	–	–	–	–
Santa Cruz da Esperança	1	3	1	3	1	2	–	1	–	–	–	–	–	–
Santa Cruz das Palmeiras	66	79	38	68	35	56	3	11	–	1	28	11	–	–
Santa Cruz do Rio Pardo	170	250	146	208	122	181	23	26	1	1	24	42	1	2
Santa Ernestina	4	9	4	9	4	1	–	8	–	–	–	–	–	–
Santa Fé do Sul	174	285	151	227	111	164	40	61	–	2	23	58	1	–
Santa Gertrudes	232	214	232	214	185	167	42	47	5	–	–	–	1	–
Santa Isabel-SP	168	178	168	178	139	117	26	61	3	–	–	–	–	–
Santa Lúcia-SP	8	13	8	13	8	9	–	4	–	–	–	–	–	–
Santa Maria da Serra	18	17	18	17	17	14	1	2	–	1	–	–	–	–
Santa Mercedes	19	6	19	6	16	4	3	2	–	–	–	–	–	–
Santa Rita do Passa Quatro	43	98	43	98	39	88	4	10	–	–	–	–	1	–
Santa Rita d'Oeste	2	3	2	3	–	1	2	2	–	–	–	–	–	–
Santa Rosa de Viterbo	52	56	52	56	46	48	6	8	–	–	–	–	1	–
Santa Salete	1	2	1	2	1	2	–	–	–	–	–	–	–	–
Santana da Ponte Pensa	4	–	4	–	3	–	1	–	–	–	–	–	–	–
Santana de Parnaíba	602	500	456	453	379	363	72	87	5	3	146	47	2	2
Santo Anastácio	45	23	40	21	35	18	3	3	2	–	5	2	1	–
Santo André-SP	3.738	3.516	3.192	3.032	2.367	2.288	694	653	131	91	546	484	7	5
Santo Antônio da Alegria	8	12	8	12	5	11	–	–	3	1	–	–	–	1
Santo Antônio de Posse	85	59	85	59	71	46	12	13	2	–	–	–	1	2
Santo Antônio do Aracanguá	21	27	21	27	20	26	1	1	–	–	–	–	1	–
Santo Antônio do Jardim	5	7	5	7	3	7	2	–	–	–	–	–	–	–

Capítulo 58 - Estatísticas Municipais

58.1 - Estatísticas municipais de acidentes do trabalho, por situação do registro e motivo - 2015/2016

(continuação)

MUNICÍPIO	ESTATÍSTICAS DE ACIDENTES DO TRABALHO													
	Total		Com CAT Registrada								Sem CAT Registrada		Óbito	
			Total		Motivo									
					Típico		Trajeto		Doença do Trabalho					
	2015	2016	2015	2016	2015	2016	2015	2016	2015	2016	2015	2016	2015	2016
Santo Antônio do Pinhal	7	8	7	8	5	5	2	3	–	–	–	–	–	–
Santo Expedito	1	–	1	–	1	–	–	–	–	–	–	–	–	–
Santópolis do Aguapeí	6	6	6	6	4	4	2	2	–	–	–	–	–	–
Santos	2.345	2.362	2.070	2.075	1.442	1.455	585	586	43	34	275	287	8	9
São Bento do Sapucaí	16	17	16	17	9	14	5	3	2	–	–	–	–	–
São Bernardo do Campo	5.488	5.150	4.737	4.524	3.481	3.278	862	879	394	367	751	626	15	13
São Caetano do Sul	1.375	1.186	1.238	1.067	943	822	203	195	92	50	137	119	1	4
São Carlos-SP	1.508	1.601	1.363	1.454	1.048	1.113	306	339	9	2	145	147	3	2
São Francisco-SP	2	2	2	2	–	2	2	–	–	–	–	–	–	–
São João da Boa Vista	488	487	341	342	290	266	47	68	4	8	147	145	1	1
São João das Duas Pontes	2	3	2	3	1	3	1	–	–	–	–	–	–	–
São João de Iracema	3	4	3	4	2	4	1	–	–	–	–	–	–	–
São João do Pau d'Alho	6	4	6	4	5	4	1	–	–	–	–	–	–	–
São Joaquim da Barra	199	147	176	129	141	100	32	26	3	3	23	18	–	1
São José da Bela Vista	12	13	12	13	9	13	3	–	–	–	–	–	–	–
São José do Barreiro	2	2	2	2	2	2	–	–	–	–	–	–	–	–
São José do Rio Pardo	290	339	186	210	162	194	23	16	1	–	104	129	–	2
São José do Rio Preto	4.411	4.040	4.230	3.878	2.991	2.638	1.204	1.216	35	24	181	162	9	8
São José dos Campos	4.708	4.082	3.831	3.205	2.767	2.433	697	581	367	191	877	877	5	4
São Lourenço da Serra	32	28	32	28	19	18	12	10	1	–	–	–	–	–
São Luís do Paraitinga	17	18	17	18	16	11	1	7	–	–	–	–	–	–
São Manuel	123	123	102	95	95	83	7	12	–	–	21	28	1	1
São Miguel Arcanjo	40	45	40	45	34	40	6	5	–	–	–	–	–	–
São Paulo	56.066	54.269	48.982	47.601	34.260	32.252	12.901	13.662	1.821	1.687	7.084	6.668	134	84
São Pedro do Turvo	12	20	12	20	10	19	2	1	–	–	–	–	–	–
São Pedro-SP	113	110	101	99	86	82	15	17	–	–	12	11	–	1
São Roque	496	362	290	249	229	203	61	46	–	–	206	113	1	–
São Sebastião da Grama	21	16	21	16	20	15	1	1	–	–	–	–	–	1
São Sebastião-SP	276	271	240	245	188	198	49	46	3	1	36	26	1	1
São Simão-SP	67	78	45	49	43	41	1	8	1	–	22	29	–	–
São Vicente-SP	584	474	441	375	245	175	190	191	6	9	143	99	2	6
Sarapuí	22	27	22	27	19	18	3	9	–	–	–	–	1	–
Sarutaiá	13	3	13	3	1	3	12	–	–	–	–	–	1	–
Sebastianópolis do Sul	41	33	41	33	37	27	2	6	2	–	–	–	–	–
Serra Azul	8	11	8	11	6	8	2	2	–	1	–	–	–	2
Serra Negra	32	32	32	32	23	26	9	6	–	–	–	–	–	1
Serrana	61	67	44	52	36	43	8	9	–	–	17	15	–	–
Sertãozinho-SP	876	828	663	619	530	492	129	126	4	1	213	209	9	6
Sete Barras	18	12	18	12	11	10	5	2	2	–	–	–	1	–
Severínia	35	27	35	27	35	21	–	6	–	–	–	–	–	–
Silveiras	6	7	6	7	3	6	3	1	–	–	–	–	–	2
Socorro	135	113	121	102	89	73	32	26	–	3	14	11	1	–
Sorocaba	3.071	3.012	2.765	2.649	2.036	1.983	634	608	95	58	306	363	11	4
Sud Mennucci	51	35	51	35	49	31	2	4	–	–	–	–	–	–
Sumaré	1.095	1.057	984	937	747	685	197	226	40	26	111	120	5	4
Suzanápolis	50	33	50	33	49	33	1	–	–	–	–	–	–	–
Suzano	1.007	813	705	589	584	441	115	144	6	4	302	224	1	3
Tabapuã	16	14	16	14	14	12	2	2	–	–	–	–	1	–
Tabatinga-SP	22	24	22	24	17	19	5	5	–	–	–	–	–	–
Taboão da Serra	827	753	602	651	464	483	130	153	8	15	225	102	2	1
Taciba	2	6	2	6	1	6	1	–	–	–	–	–	–	–
Taguaí	11	9	11	9	11	8	–	–	–	1	–	–	–	–
Taiaçu	1	2	1	2	–	2	1	–	–	–	–	–	–	–
Taiúva	11	2	11	2	9	2	2	–	–	–	–	–	–	–
Tambaú	135	81	135	81	116	69	19	12	–	–	–	–	1	–
Tanabi	171	180	161	168	140	150	20	17	1	1	10	12	1	–
Tapiraí-SP	10	13	10	13	7	10	3	3	–	–	–	–	–	–
Tapiratiba	73	87	73	87	73	81	–	6	–	–	–	–	–	–
Taquaral	28	14	28	14	28	13	–	1	–	–	–	–	–	1
Taquaritinga	141	170	131	154	98	123	30	31	3	–	10	16	–	1
Taquarituba	79	89	56	61	47	52	7	8	2	1	23	28	1	–
Taquarivaí	28	35	28	35	26	32	1	3	1	–	–	–	1	–
Tarabaí	8	10	8	10	5	10	3	–	–	–	–	–	–	1
Tarumã	81	74	81	74	78	72	3	2	–	–	–	–	–	–
Tatuí	709	616	552	480	439	372	110	104	3	4	157	136	1	2
Taubaté	1.638	1.424	1.332	1.184	938	844	339	310	55	30	306	240	5	3
Tejupá	6	8	6	8	6	7	–	1	–	–	–	–	–	1

Capítulo 58 - Estatísticas Municipais

58.1 - Estatísticas municipais de acidentes do trabalho, por situação do registro e motivo - 2015/2016

(continuação)

MUNICÍPIO	ESTATÍSTICAS DE ACIDENTES DO TRABALHO													
	Total		Com CAT Registrada								Sem CAT Registrada		Óbito	
			Total		Motivo									
					Típico		Trajeto		Doença do Trabalho					
	2015	2016	2015	2016	2015	2016	2015	2016	2015	2016	2015	2016	2015	2016
Teodoro Sampaio-SP	53	44	53	44	43	35	10	8	–	1	–	–	–	–
Terra Roxa-SP	20	11	20	11	14	7	6	4	–	–	–	–	–	–
Tietê	291	292	256	277	224	239	32	36	–	2	35	15	3	1
Timburi	–	1	–	1	–	1	–	–	–	–	–	–	–	–
Torre de Pedra	5	2	5	2	5	–	–	1	–	1	–	–	1	–
Torrinha	13	18	13	18	12	16	1	1	–	1	–	–	–	1
Trabiju	9	2	9	2	9	2	–	–	–	–	–	–	–	–
Tremembé	87	94	87	94	67	69	18	25	2	–	–	–	–	2
Três Fronteiras	7	11	7	11	6	4	1	7	–	–	–	–	–	1
Tuiuti	8	8	8	8	7	5	1	2	–	1	–	–	–	–
Tupã	254	210	198	175	150	123	48	52	–	–	56	35	1	–
Tupi Paulista	21	16	21	16	18	11	3	5	–	–	–	–	–	–
Turiúba	2	3	2	3	1	2	1	1	–	–	–	–	–	–
Turmalina-SP	2	3	2	3	2	3	–	–	–	–	–	–	–	–
Ubarana	19	34	19	34	17	29	2	5	–	–	–	–	1	–
Ubatuba	188	184	154	152	120	113	34	38	–	1	34	32	3	1
Ubirajara	5	4	5	4	5	4	–	–	–	–	–	–	–	–
Uchoa	13	14	13	14	11	11	2	3	–	–	–	–	1	1
União Paulista	2	1	2	1	1	–	1	1	–	–	–	–	–	–
Urânia	13	21	13	21	10	13	3	7	–	1	–	–	–	–
Uru	4	4	4	4	4	2	–	1	–	1	–	–	–	1
Urupês	13	15	13	15	12	12	1	3	–	–	–	–	–	2
Valentim Gentil	36	33	36	33	31	27	5	6	–	–	–	–	–	–
Valinhos	693	675	658	637	528	484	114	145	16	8	35	38	1	1
Valparaíso	175	150	166	148	155	135	11	12	–	1	9	2	3	–
Vargem Grande do Sul	64	28	64	28	37	23	27	5	–	–	–	–	1	–
Vargem Grande Paulista	124	173	124	173	104	149	20	24	–	–	–	–	2	–
Vargem-SP	8	20	8	20	6	13	2	7	–	–	–	–	–	1
Várzea Paulista	390	390	367	368	259	287	87	72	21	9	23	22	–	1
Vera Cruz-SP	6	9	6	9	4	5	2	4	–	–	–	–	–	–
Vinhedo	728	651	728	651	608	543	113	102	7	6	–	–	3	–
Viradouro	27	17	27	17	23	13	4	4	–	–	–	–	–	1
Vista Alegre do Alto	54	53	54	53	54	52	–	1	–	–	–	–	–	1
Vitória Brasil	3	–	3	–	2	–	1	–	–	–	–	–	–	–
Votorantim	282	215	240	205	189	153	47	51	4	1	42	10	1	1
Votuporanga	1.027	950	967	892	721	636	229	247	17	9	60	58	2	–
Zacarias	4	3	4	3	3	3	1	–	–	–	–	–	–	–
Ignorado São Paulo	258	168	35	34	13	15	21	19	1	–	223	134	1	–
Paraná	**47.866**	**43.209**	**40.024**	**36.630**	**31.647**	**28.440**	**7.496**	**7.603**	**881**	**587**	**7.842**	**6.579**	**212**	**194**
Abatiá	15	2	15	2	14	1	–	1	1	–	–	–	–	–
Adrianópolis	38	30	38	30	33	26	5	3	–	1	–	–	–	–
Agudos do Sul	8	11	8	11	7	9	1	2	–	–	–	–	–	–
Almirante Tamandaré	165	108	165	108	125	75	38	32	2	1	–	–	2	–
Altamira do Paraná	2	2	2	2	1	2	1	–	–	–	–	–	–	–
Altônia	11	16	11	16	9	12	2	4	–	–	–	–	1	–
Alto Paraná	20	22	20	22	16	17	4	5	–	–	–	–	1	–
Alto Piquiri	9	7	9	7	9	6	–	1	–	–	–	–	–	–
Alvorada do Sul	13	23	13	23	11	22	2	1	–	–	–	–	–	1
Amaporã	3	8	3	8	3	4	–	4	–	–	–	–	–	–
Ampére	26	32	26	32	14	17	11	14	1	1	–	–	1	2
Anahy	4	1	4	1	4	1	–	–	–	–	–	–	–	–
Andirá	81	44	43	36	37	34	6	2	–	–	38	8	2	–
Ângulo	4	1	4	1	4	–	–	1	–	–	–	–	–	–
Antonina	19	21	19	21	16	20	3	1	–	–	–	–	–	–
Antônio Olinto	4	10	4	10	4	9	–	1	–	–	–	–	–	1
Apucarana	983	788	438	396	369	309	65	82	4	5	545	392	4	3
Arapongas	724	656	347	343	249	250	93	89	5	4	377	313	2	1
Arapoti	86	87	82	85	64	74	17	11	1	–	4	2	2	2
Arapuã	3	–	3	–	3	–	–	–	–	–	–	–	–	–
Araruna-PR	28	22	28	22	21	19	7	3	–	–	–	–	–	–
Araucária	872	793	835	768	692	642	136	119	7	7	37	25	3	3
Ariranha do Ivaí	2	1	2	1	2	–	–	1	–	–	–	–	–	–
Assaí	30	12	30	12	25	10	5	2	–	–	–	–	–	–
Assis Chateaubriand	80	73	57	47	46	34	11	12	–	1	23	26	–	–
Astorga	113	77	113	77	101	65	12	12	–	–	–	–	2	1
Atalaia-PR	10	4	10	4	9	4	1	–	–	–	–	–	–	–

Capítulo 58 - Estatísticas Municipais

58.1 - Estatísticas municipais de acidentes do trabalho, por situação do registro e motivo - 2015/2016

(continuação)

MUNICÍPIO	ESTATÍSTICAS DE ACIDENTES DO TRABALHO													
	Total		Com CAT Registrada								Sem CAT Registrada		Óbito	
			Total		Motivo									
					Típico		Trajeto		Doença do Trabalho					
	2015	2016	2015	2016	2015	2016	2015	2016	2015	2016	2015	2016	2015	2016
Balsa Nova	45	35	45	35	39	26	6	9	–	–	–	–	1	–
Bandeirantes-PR	101	106	54	75	52	69	2	6	–	–	47	31	–	–
Barbosa Ferraz	6	7	6	7	5	5	1	2	–	–	–	–	–	–
Barracão-PR	7	9	7	9	4	7	1	2	2	–	–	–	–	1
Barra do Jacaré	2	4	2	4	1	3	1	1	–	–	–	–	–	–
Bela Vista do Caroba	–	2	–	2	–	–	–	2	–	–	–	–	–	–
Bela Vista do Paraíso	15	13	15	13	11	9	4	3	–	1	–	–	–	–
Bituruna	14	28	14	28	14	25	–	3	–	–	–	–	–	1
Boa Esperança-PR	–	2	–	2	–	1	–	1	–	–	–	–	–	–
Boa Esperança do Iguaçu	1	3	1	3	1	3	–	–	–	–	–	–	–	–
Boa Ventura de São Roque	8	13	8	13	8	11	–	2	–	–	–	–	–	–
Boa Vista da Aparecida	3	7	3	7	3	4	–	3	–	–	–	–	1	–
Bocaiúva do Sul	30	23	30	23	26	20	4	3	–	–	–	–	–	–
Bom Jesus do Sul	2	1	2	1	2	–	–	1	–	–	–	–	–	–
Bom Sucesso-PR	6	11	6	11	6	10	–	1	–	–	–	–	–	1
Bom Sucesso do Sul	12	25	12	25	10	23	2	2	–	–	–	–	–	–
Borrazópolis	9	2	9	2	9	2	–	–	–	–	–	–	–	–
Braganey	9	4	9	4	7	3	1	1	1	–	–	–	–	–
Brasilândia do Sul	7	3	7	3	6	1	1	2	–	–	–	–	–	–
Cafeara	4	2	4	2	4	2	–	–	–	–	–	–	–	–
Cafelândia-PR	84	92	84	92	72	80	10	12	2	–	–	–	–	–
Cafezal do Sul	1	3	1	3	–	3	1	–	–	–	–	–	–	1
Califórnia	6	8	6	8	6	7	–	1	–	–	–	–	–	1
Cambará	47	42	47	42	37	35	10	7	–	–	–	–	–	–
Cambé	725	676	345	327	273	256	64	67	8	4	380	349	1	4
Cambira	19	13	19	13	16	12	2	1	1	–	–	–	1	–
Campina da Lagoa	8	6	8	6	4	5	2	–	2	1	–	–	–	–
Campina do Simão	5	–	5	–	3	–	2	–	–	–	–	–	1	–
Campina Grande do Sul	250	205	236	174	212	150	21	21	3	3	14	31	1	3
Campo Bonito	5	6	5	6	4	5	1	1	–	–	–	–	–	–
Campo do Tenente	35	24	35	24	34	23	1	1	–	–	–	–	1	–
Campo Largo	458	404	422	365	338	284	82	75	2	6	36	39	1	1
Campo Magro	65	59	65	59	51	37	13	22	1	–	–	–	–	–
Campo Mourão	472	485	318	318	232	246	80	69	6	3	154	167	3	2
Cândido de Abreu	15	7	15	7	13	4	2	2	–	1	–	–	–	–
Candói	17	27	17	27	15	22	2	5	–	–	–	–	3	–
Cantagalo-PR	10	6	10	6	7	5	3	1	–	–	–	–	–	–
Capanema-PR	55	104	55	104	42	99	13	5	–	–	–	–	–	–
Capitão Leônidas Marques	48	51	48	51	38	43	10	8	–	–	–	–	–	1
Carambeí	98	65	98	65	86	55	8	7	4	3	–	–	1	2
Carlópolis	3	10	3	10	3	9	–	1	–	–	–	–	–	–
Cascavel-PR	2.497	2.046	2.238	1.797	1.913	1.431	310	355	15	11	259	249	6	3
Castro	307	256	200	187	178	171	22	15	–	1	107	69	3	–
Catanduvas-PR	12	8	12	8	9	7	3	1	–	–	–	–	–	–
Centenário do Sul	30	13	30	13	24	11	6	2	–	–	–	–	–	–
Cerro Azul	25	24	25	24	23	21	2	3	–	–	–	–	–	1
Céu Azul	57	53	57	53	48	45	9	8	–	–	–	–	–	1
Chopinzinho	40	45	40	45	34	43	6	2	–	–	–	–	1	–
Cianorte	393	313	367	288	281	220	82	63	4	5	26	25	2	3
Cidade Gaúcha	42	28	42	28	36	25	5	2	1	1	–	–	1	–
Clevelândia	9	5	9	5	8	4	1	1	–	–	–	–	–	–
Colombo	537	501	437	438	319	316	114	117	4	5	100	63	1	1
Colorado-PR	202	147	117	90	107	86	10	4	–	–	85	57	1	–
Congonhinhas	2	11	2	11	1	8	1	3	–	–	–	–	–	–
Conselheiro Mairinck	–	2	–	2	–	2	–	–	–	–	–	–	–	–
Contenda	16	23	16	23	12	22	4	1	–	–	–	–	–	–
Corbélia	30	26	30	26	24	20	6	5	–	1	–	–	–	–
Cornélio Procópio	309	284	188	170	152	134	35	36	1	–	121	114	1	–
Coronel Domingos Soares	4	3	4	3	4	2	–	1	–	–	–	–	1	–
Coronel Vivida	109	110	66	57	54	51	10	6	2	–	43	53	–	1
Corumbataí do Sul	3	1	3	1	3	–	–	1	–	–	–	–	–	–
Cruzeiro do Iguaçu	5	4	5	4	5	4	–	–	–	–	–	–	–	–
Cruzeiro do Oeste	41	43	41	43	30	37	6	6	5	–	–	–	–	–
Cruzeiro do Sul-PR	4	3	4	3	4	2	–	1	–	–	–	–	–	–
Cruz Machado	10	12	10	12	8	10	2	1	–	1	–	–	–	–
Cruzmaltina	1	3	1	3	1	3	–	–	–	–	–	–	–	–
Curitiba	10.285	9.712	9.717	9.220	7.228	6.710	2.160	2.263	329	247	568	492	24	20

Capítulo 58 - Estatísticas Municipais

58.1 - Estatísticas municipais de acidentes do trabalho, por situação do registro e motivo - 2015/2016

(continuação)

MUNICÍPIO	ESTATÍSTICAS DE ACIDENTES DO TRABALHO													
	Total		Com CAT Registrada								Sem CAT Registrada		Óbito	
			Total		Motivo									
					Típico		Trajeto		Doença do Trabalho					
	2015	2016	2015	2016	2015	2016	2015	2016	2015	2016	2015	2016	2015	2016
Curiúva	18	16	18	16	14	13	3	3	1	–	–	–	–	1
Diamante do Norte	3	–	3	–	3	–	–	–	–	–	–	–	–	–
Diamante do Sul	2	2	2	2	1	2	1	–	–	–	–	–	–	–
Diamante d'Oeste	2	3	2	3	1	3	1	–	–	–	–	–	–	–
Dois Vizinhos	111	166	83	115	64	91	15	23	4	1	28	51	1	1
Douradina-PR	16	22	16	22	10	15	6	7	–	–	–	–	1	–
Doutor Camargo	5	2	5	2	3	2	2	–	–	–	–	–	1	–
Enéas Marques	8	14	8	14	8	12	–	2	–	–	–	–	–	–
Engenheiro Beltrão	30	59	30	59	26	18	3	41	1	–	–	–	–	9
Entre Rios do Oeste	7	10	7	10	6	10	1	–	–	–	–	–	–	–
Espigão Alto do Iguaçu	1	2	1	2	1	2	–	–	–	–	–	–	–	–
Farol	8	5	8	5	8	4	–	1	–	–	–	–	–	–
Faxinal	15	6	15	6	12	5	2	1	1	–	–	–	–	–
Fazenda Rio Grande	231	255	195	222	150	163	43	57	2	2	36	33	–	2
Fênix	10	13	10	13	8	11	2	1	–	1	–	–	–	–
Fernandes Pinheiro	2	4	2	4	1	3	1	1	–	–	–	–	–	–
Figueira	8	8	8	8	6	8	1	–	1	–	–	–	–	–
Floraí	7	9	7	9	7	7	–	2	–	–	–	–	–	–
Flor da Serra do Sul	5	3	5	3	4	2	1	1	–	–	–	–	1	–
Floresta-PR	12	12	12	12	7	9	3	3	2	–	–	–	–	–
Florestópolis	88	87	88	87	85	81	1	3	2	3	–	–	1	1
Flórida	6	–	6	–	5	–	1	–	–	–	–	–	–	–
Formosa do Oeste	8	5	8	5	6	4	2	1	–	–	–	–	–	–
Foz do Iguaçu	1.065	919	886	780	696	598	182	176	8	6	179	139	3	1
Francisco Alves	10	6	10	6	7	4	3	2	–	–	–	–	–	1
Francisco Beltrão	323	317	269	222	198	168	60	44	11	10	54	95	1	1
Foz do Jordão	2	4	2	4	2	4	–	–	–	–	–	–	–	–
General Carneiro-PR	18	16	18	16	14	13	4	3	–	–	–	–	2	1
Godoy Moreira	2	1	2	1	2	–	–	1	–	–	–	–	–	–
Goioerê	82	59	60	32	42	21	16	11	2	–	22	27	–	–
Goioxim	4	1	4	1	4	1	–	–	–	–	–	–	–	–
Grandes Rios	5	1	5	1	4	1	1	–	–	–	–	–	–	–
Guaíra-PR	48	52	36	38	18	27	17	11	1	–	12	14	–	–
Guairaçá	9	9	9	9	9	9	–	–	–	–	–	–	–	–
Guamiranga	8	6	8	6	6	4	2	2	–	–	–	–	–	–
Guapirama	2	3	2	3	2	3	–	–	–	–	–	–	–	–
Guaporema	2	1	2	1	2	1	–	–	–	–	–	–	–	–
Guaraci-PR	7	8	7	8	6	7	1	1	–	–	–	–	–	1
Guaraniaçu	30	17	30	17	26	17	4	–	–	–	–	–	4	–
Guarapuava	656	628	448	460	383	356	64	102	1	2	208	168	1	5
Guaraqueçaba	4	–	4	–	3	–	–	–	1	–	–	–	–	–
Guaratuba	62	41	62	41	42	33	20	8	–	–	–	–	5	–
Honório Serpa	1	4	1	4	1	4	–	–	–	–	–	–	–	–
Ibaiti	78	48	36	31	28	24	8	7	–	–	42	17	2	1
Ibema	11	12	11	12	8	9	3	3	–	–	–	–	–	–
Ibiporã	209	208	209	208	170	157	27	38	12	13	–	–	–	3
Icaraíma	2	8	2	8	2	6	–	2	–	–	–	–	–	–
Iguaraçu	9	10	9	10	7	9	2	1	–	–	–	–	–	–
Iguatu-PR	–	3	–	3	–	3	–	–	–	–	–	–	–	–
Imbaú	12	10	12	10	12	9	–	1	–	–	–	–	1	–
Imbituva	97	78	73	61	64	50	9	11	–	–	24	17	3	1
Inácio Martins	10	10	10	10	9	9	1	1	–	–	–	–	–	–
Inajá-PR	1	1	1	1	1	1	–	–	–	–	–	–	–	–
Indianópolis-PR	5	2	5	2	4	2	1	–	–	–	–	–	1	–
Ipiranga	9	14	9	14	6	12	3	2	–	–	–	–	–	–
Iporã	15	16	15	16	14	11	1	5	–	–	–	–	1	–
Iracema do Oeste	4	2	4	2	4	1	–	1	–	–	–	–	–	–
Irati-PR	303	253	131	114	110	96	21	16	–	2	172	139	1	–
Iretama	7	10	7	10	6	9	1	1	–	–	–	–	–	–
Itaguajé	3	1	3	1	1	1	2	–	–	–	–	–	–	–
Itaipulândia	37	55	37	55	29	45	8	10	–	–	–	–	–	2
Itambaracá	3	4	3	4	3	4	–	–	–	–	–	–	–	–
Itambé-PR	9	11	9	11	8	10	1	1	–	–	–	–	–	–
Itapejara d'Oeste	79	77	79	77	75	67	4	10	–	–	–	–	–	–
Itaperuçu	34	25	34	25	29	18	5	6	–	1	–	–	–	1
Itaúna do Sul	3	5	3	5	2	5	1	–	–	–	–	–	1	–
Ivaí	2	3	2	3	2	3	–	–	–	–	–	–	–	–

Capítulo 58 - Estatísticas Municipais

58.1 - Estatísticas municipais de acidentes do trabalho, por situação do registro e motivo - 2015/2016

(continuação)

MUNICÍPIO	ESTATÍSTICAS DE ACIDENTES DO TRABALHO													
	Total		Com CAT Registrada								Sem CAT Registrada		Óbito	
			Total		Motivo									
					Típico		Trajeto		Doença do Trabalho					
	2015	2016	2015	2016	2015	2016	2015	2016	2015	2016	2015	2016	2015	2016
Ivaiporã	117	75	42	19	31	15	10	4	1	–	75	56	–	1
Ivaté	19	22	19	22	17	20	2	2	–	–	–	–	–	–
Ivatuba	19	20	19	20	16	19	3	1	–	–	–	–	–	–
Jaboti	1	2	1	2	1	1	–	1	–	–	–	–	–	–
Jacarezinho	365	259	67	51	55	40	6	10	6	1	298	208	2	–
Jaguapitã	129	109	129	109	104	98	7	5	18	6	–	–	–	1
Jaguariaíva	253	248	174	183	153	164	21	19	–	–	79	65	1	1
Jandaia do Sul	38	28	38	28	33	21	4	7	1	–	–	–	–	1
Janiópolis	3	2	3	2	3	1	–	1	–	–	–	–	–	–
Japira	7	2	7	2	5	1	2	1	–	–	–	–	–	–
Japurá-PR	22	17	22	17	19	15	3	2	–	–	–	–	–	–
Jardim Alegre	9	8	9	8	8	7	1	1	–	–	–	–	–	–
Jardim Olinda	–	3	–	3	–	2	–	1	–	–	–	–	–	1
Jataizinho	9	13	9	13	7	8	2	5	–	–	–	–	–	–
Jesuítas	6	2	6	2	5	2	–	–	1	–	–	–	–	–
Joaquim Távora	153	85	153	85	90	75	3	5	60	5	–	–	1	–
Jundiaí do Sul	2	–	2	–	2	–	–	–	–	–	–	–	–	–
Juranda	3	5	3	5	2	3	1	2	–	–	–	–	–	–
Jussara-PR	41	30	41	30	38	24	3	6	–	–	–	–	–	–
Kaloré	7	3	7	3	7	3	–	–	–	–	–	–	–	–
Lapa	149	89	136	72	92	56	42	14	2	2	13	17	–	1
Laranjal-PR	2	1	2	1	1	1	1	–	–	–	–	–	–	–
Laranjeiras do Sul	86	92	29	36	24	31	4	5	1	–	57	56	–	–
Leópolis	3	5	3	5	3	5	–	–	–	–	–	–	–	–
Lidianópolis	2	–	2	–	1	–	1	–	–	–	–	–	1	–
Lindoeste	9	6	9	6	8	4	1	2	–	–	–	–	–	–
Loanda	149	146	46	45	39	29	6	14	1	2	103	101	–	–
Lobato	6	2	6	2	5	2	1	–	–	–	–	–	–	–
Londrina	4.125	3.372	3.296	2.711	2.476	2.056	768	627	52	28	829	661	9	5
Luiziana	17	23	17	23	16	20	1	3	–	–	–	–	–	–
Lunardelli	6	2	6	2	4	2	2	–	–	–	–	–	–	–
Lupionópolis	5	3	5	3	3	3	1	–	1	–	–	–	–	–
Mallet	26	18	26	18	23	17	3	1	–	–	–	–	–	–
Mamborê	34	24	34	24	29	19	5	4	–	1	–	–	–	–
Mandaguaçu	30	33	30	33	24	24	5	8	1	1	–	–	1	–
Mandaguari	152	153	152	152	125	125	24	23	3	4	–	1	–	–
Mandirituba	69	50	69	50	53	40	15	10	1	–	–	–	2	1
Manfrinópolis	4	2	4	2	3	2	1	–	–	–	–	–	–	–
Mangueirinha	26	24	11	14	10	10	1	4	–	–	15	10	–	–
Manoel Ribas	18	6	18	6	17	6	1	–	–	–	–	–	–	–
Marechal Cândido Rondon	372	265	286	179	230	130	44	38	12	11	86	86	2	3
Maria Helena	4	7	4	7	4	6	–	1	–	–	–	–	–	–
Marialva	107	123	107	123	87	98	20	25	–	–	–	–	1	1
Marilândia do Sul	11	11	11	11	9	11	2	–	–	–	–	–	–	–
Marilena	12	8	12	8	8	6	4	2	–	–	–	–	–	–
Mariluz	3	1	3	1	3	1	–	–	–	–	–	–	–	–
Maringá	2.205	2.263	2.052	2.076	1.529	1.482	484	573	39	21	153	187	6	11
Mariópolis	12	12	12	12	10	10	2	2	–	–	–	–	–	–
Maripá	4	11	4	11	4	10	–	1	–	–	–	–	–	–
Marmeleiro	30	25	30	25	22	20	7	5	1	–	–	–	–	–
Marquinho	7	1	7	1	5	1	2	–	–	–	–	–	–	–
Marumbi	1	4	1	4	1	3	–	1	–	–	–	–	–	–
Matelândia	178	170	178	170	166	158	12	12	–	–	–	–	2	2
Matinhos	99	70	99	70	85	53	14	17	–	–	–	–	1	–
Mato Rico	1	1	1	1	–	1	1	–	–	–	–	–	–	–
Mauá da Serra	22	31	22	31	18	28	4	3	–	–	–	–	2	–
Medianeira	442	417	293	299	269	254	23	45	1	–	149	118	–	1
Mercedes	4	6	4	6	2	5	2	1	–	–	–	–	–	–
Mirador-PR	4	3	4	3	4	2	–	1	–	–	–	–	–	–
Miraselva	1	1	1	1	1	1	–	–	–	–	–	–	–	–
Missal	27	22	27	22	20	19	7	3	–	–	–	–	1	–
Moreira Sales	18	17	18	17	16	14	2	3	–	–	–	–	–	1
Morretes	21	24	21	24	16	21	5	3	–	–	–	–	–	2
Munhoz de Melo	3	1	3	1	3	1	–	–	–	–	–	–	–	–
Nossa Senhora das Graças	6	5	6	5	–	4	6	1	–	–	–	–	–	–
Nova Aliança do Ivaí	1	–	1	–	1	–	–	–	–	–	–	–	–	–
Nova América da Colina	19	17	19	17	17	16	2	1	–	–	–	–	–	2

Capítulo 58 - Estatísticas Municipais

58.1 - Estatísticas municipais de acidentes do trabalho, por situação do registro e motivo - 2015/2016

(continuação)

MUNICÍPIO	ESTATÍSTICAS DE ACIDENTES DO TRABALHO													
	Total		Com CAT Registrada								Sem CAT Registrada		Óbito	
			Total		Motivo									
					Típico		Trajeto		Doença do Trabalho					
	2015	2016	2015	2016	2015	2016	2015	2016	2015	2016	2015	2016	2015	2016
Nova Aurora-PR	29	32	29	32	25	28	4	4	–	–	–	–	–	–
Nova Cantu	20	7	20	7	17	7	3	–	–	–	–	–	–	–
Nova Esperança	45	37	45	37	39	30	6	7	–	–	–	–	–	–
Nova Esperança do Sudoeste	–	4	–	4	–	3	–	1	–	–	–	–	–	–
Nova Fátima-PR	5	12	5	12	5	11	–	1	–	–	–	–	1	–
Nova Laranjeiras	2	4	2	4	2	1	–	3	–	–	–	–	–	–
Nova Londrina	36	32	36	32	34	25	2	7	–	–	–	–	–	–
Nova Olímpia-PR	2	1	2	1	1	1	1	–	–	–	–	–	–	–
Nova Santa Bárbara	1	1	1	1	1	1	–	–	–	–	–	–	–	–
Nova Santa Rosa	12	15	12	15	9	10	2	1	1	4	–	–	–	–
Nova Prata do Iguaçu	20	17	20	17	18	16	2	1	–	–	–	–	–	–
Nova Tebas	12	4	12	4	8	3	4	1	–	–	–	–	–	–
Novo Itacolomi	2	4	2	4	1	3	1	1	–	–	–	–	–	–
Ortigueira	217	136	217	136	205	120	11	16	1	–	–	–	1	1
Ourizona	–	2	–	2	–	1	–	1	–	–	–	–	–	–
Ouro Verde do Oeste	10	7	10	7	9	5	1	2	–	–	–	–	1	1
Paiçandu	158	99	99	79	56	50	31	23	12	6	59	20	–	1
Palmas-PR	206	253	95	97	83	88	12	8	–	1	111	156	2	–
Palmeira-PR	119	87	119	87	109	78	10	9	–	–	–	–	–	2
Palmital-PR	4	4	4	4	4	3	–	1	–	–	–	–	–	–
Palotina	155	147	141	136	119	111	9	20	13	5	14	11	1	1
Paraíso do Norte	231	221	231	221	228	217	2	4	1	–	–	–	–	–
Paranacity	18	16	18	16	17	14	1	2	–	–	–	–	–	–
Paranaguá	730	634	647	569	510	429	133	137	4	3	83	65	4	6
Paranapoema	4	2	4	2	3	1	1	1	–	–	–	–	–	–
Paranavaí	383	348	238	241	178	178	56	58	4	5	145	107	1	3
Pato Bragado	11	4	11	4	7	4	4	–	–	–	–	–	–	–
Pato Branco	541	512	368	326	322	284	37	41	9	1	173	186	1	–
Paula Freitas	6	8	6	8	5	6	1	2	–	–	–	–	–	–
Paulo Frontin	1	1	1	1	1	1	–	–	–	–	–	–	–	–
Peabiru	13	24	13	24	13	18	–	6	–	–	–	–	–	2
Perobal	3	4	3	4	2	4	1	–	–	–	–	–	–	–
Pérola	20	12	20	12	17	7	3	5	–	–	–	–	–	–
Pérola d'Oeste	4	–	4	–	4	–	–	–	–	–	–	–	–	–
Piên	44	31	44	31	39	28	5	3	–	–	–	–	–	–
Pinhais	642	600	536	543	391	388	142	143	3	12	106	57	–	2
Pinhalão	1	2	1	2	1	2	–	–	–	–	–	–	–	–
Pinhal de São Bento	1	1	1	1	1	1	–	–	–	–	–	–	–	–
Pinhão-PR	30	22	30	22	26	18	4	4	–	–	–	–	2	1
Piraí do Sul	58	36	58	36	55	27	3	9	–	–	–	–	2	3
Piraquara	114	126	114	126	71	82	38	43	5	1	–	–	1	–
Pitanga	36	43	30	35	25	27	3	6	2	2	6	8	2	1
Pitangueiras-PR	2	1	2	1	2	–	–	1	–	–	–	–	–	–
Planaltina do Paraná	6	4	6	4	5	3	1	1	–	–	–	–	–	–
Planalto-PR	15	16	15	16	12	13	3	3	–	–	–	–	–	–
Ponta Grossa	1.549	1.399	1.318	1.135	1.070	913	234	213	14	9	231	264	9	5
Pontal do Paraná	66	81	66	81	58	72	8	8	–	1	–	–	–	–
Porecatu	53	37	53	37	51	33	2	4	–	–	–	–	1	–
Porto Amazonas	10	5	10	5	9	4	1	1	–	–	–	–	–	–
Porto Barreiro	–	2	–	2	–	2	–	–	–	–	–	–	–	–
Porto Rico	4	6	4	6	3	6	1	–	–	–	–	–	–	–
Porto Vitória	2	6	2	6	2	6	–	–	–	–	–	–	–	–
Prado Ferreira	8	4	8	4	7	3	1	1	–	–	–	–	–	–
Pranchita	6	5	6	5	5	5	1	–	–	–	–	–	–	–
Presidente Castelo Branco-PR	17	6	17	6	8	4	9	2	–	–	–	–	–	–
Primeiro de Maio	7	17	7	17	6	14	1	2	–	1	–	–	–	–
Prudentópolis	123	106	51	43	44	37	7	5	–	1	72	63	–	–
Quarto Centenário	1	4	1	4	1	4	–	–	–	–	–	–	–	–
Quatiguá	10	14	10	14	7	12	3	2	–	–	–	–	–	–
Quatro Barras	94	68	94	68	82	56	12	11	–	1	–	–	–	1
Quatro Pontes	5	13	5	13	5	8	–	5	–	–	–	–	–	–
Quedas do Iguaçu	50	43	50	43	44	35	4	7	2	1	–	–	1	–
Querência do Norte	8	15	8	15	8	15	–	–	–	–	–	–	1	–
Quinta do Sol	7	5	7	5	6	5	1	–	–	–	–	–	–	1
Quitandinha	18	8	18	8	12	4	6	4	–	–	–	–	–	–
Ramilândia	3	4	3	4	3	4	–	–	–	–	–	–	–	–
Rancho Alegre	5	1	5	1	2	–	3	1	–	–	–	–	1	–

Capítulo 58 - Estatísticas Municipais

58.1 - Estatísticas municipais de acidentes do trabalho, por situação do registro e motivo - 2015/2016

(continuação)

MUNICÍPIO	ESTATÍSTICAS DE ACIDENTES DO TRABALHO													
	Total		Com CAT Registrada								Sem CAT Registrada		Óbito	
			Total		Motivo									
					Típico		Trajeto		Doença do Trabalho					
	2015	2016	2015	2016	2015	2016	2015	2016	2015	2016	2015	2016	2015	2016
Rancho Alegre d'Oeste	3	1	3	1	3	–	–	1	–	–	–	–	–	–
Realeza	191	176	28	33	24	26	4	7	–	–	163	143	–	1
Rebouças	10	16	10	16	10	12	–	4	–	–	–	–	–	–
Renascença	7	14	7	14	4	9	3	5	–	–	–	–	–	–
Reserva	34	28	34	28	26	24	8	4	–	–	–	–	2	–
Reserva do Iguaçu	8	1	8	1	6	–	2	1	–	–	–	–	–	–
Ribeirão Claro	10	13	10	13	8	11	2	2	–	–	–	–	1	1
Ribeirão do Pinhal	3	2	3	2	2	1	1	–	–	1	–	–	–	–
Rio Azul	4	13	4	13	3	12	1	1	–	–	–	–	–	–
Rio Bom	1	3	1	3	1	3	–	–	–	–	–	–	–	–
Rio Bonito do Iguaçu	2	3	2	3	2	2	–	1	–	–	–	–	–	–
Rio Branco do Ivaí	3	6	3	6	3	6	–	–	–	–	–	–	–	–
Rio Branco do Sul	56	54	56	54	47	41	8	12	1	1	–	–	–	–
Rio Negro-PR	67	75	67	75	57	68	9	7	1	–	–	–	–	–
Rolândia	912	632	353	336	293	276	48	48	12	12	559	296	1	2
Roncador	13	10	13	10	12	9	1	1	–	–	–	–	–	–
Rondon	59	28	59	28	54	23	4	5	1	–	–	–	–	1
Rosário do Ivaí	1	–	1	–	1	–	–	–	–	–	–	–	–	–
Sabáudia	18	23	18	23	15	22	3	1	–	–	–	–	–	–
Salgado Filho	1	9	1	9	–	3	1	5	–	1	–	–	–	–
Salto do Itararé	4	7	4	7	3	7	1	–	–	–	–	–	–	–
Salto do Lontra	6	15	6	15	6	8	–	6	–	1	–	–	–	2
Santa Amélia	3	–	3	–	3	–	–	–	–	–	–	–	–	–
Santa Cecília do Pavão	5	–	5	–	5	–	–	–	–	–	–	–	–	–
Santa Cruz de Monte Castelo	7	5	7	5	5	4	2	1	–	–	–	–	–	–
Santa Fé	17	24	17	24	15	21	2	3	–	–	–	–	–	–
Santa Helena-PR	44	67	44	67	35	49	9	17	–	1	–	–	–	–
Santa Inês-PR	2	–	2	–	1	–	1	–	–	–	–	–	–	–
Santa Isabel do Ivaí	5	11	5	11	4	8	1	2	–	1	–	–	–	–
Santa Izabel do Oeste	8	15	8	15	5	11	3	4	–	–	–	–	–	–
Santa Lúcia-PR	7	9	7	9	7	8	–	1	–	–	–	–	–	–
Santa Maria do Oeste	5	4	5	4	5	4	–	–	–	–	–	–	–	–
Santa Mariana	10	11	10	11	10	7	–	4	–	–	–	–	–	–
Santa Mônica	6	4	6	4	5	3	1	1	–	–	–	–	–	–
Santana do Itararé	4	2	4	2	3	1	1	1	–	–	–	–	1	–
Santa Tereza do Oeste	41	58	41	58	36	50	5	8	–	–	–	–	2	–
Santa Terezinha de Itaipu	78	40	78	40	68	35	10	5	–	–	–	–	1	–
Santo Antônio da Platina	55	60	55	60	40	46	15	14	–	–	–	–	–	–
Santo Antônio do Caiuá	1	1	1	1	1	1	–	–	–	–	–	–	–	–
Santo Antônio do Paraíso	–	2	–	2	–	1	–	1	–	–	–	–	–	–
Santo Antônio do Sudoeste	90	75	13	8	8	6	4	2	1	–	77	67	–	1
Santo Inácio	38	51	38	51	31	49	7	2	–	–	–	–	–	–
São Carlos do Ivaí	40	49	40	49	37	45	3	4	–	–	–	–	–	–
São Jerônimo da Serra	8	2	8	2	8	2	–	–	–	–	–	–	–	–
São João-PR	260	313	260	313	234	307	7	4	19	2	–	–	–	–
São João do Caiuá	5	7	5	7	5	6	–	1	–	–	–	–	1	–
São João do Ivaí	14	6	14	6	12	5	1	–	1	1	–	–	–	–
São João do Triunfo	11	9	11	9	10	9	1	–	–	–	–	–	–	–
São Jorge d'Oeste	8	12	8	12	8	11	–	1	–	–	–	–	1	–
São Jorge do Ivaí	6	6	6	6	5	6	1	–	–	–	–	–	–	–
São Jorge do Patrocínio	5	8	5	8	5	6	–	2	–	–	–	–	–	–
São José da Boa Vista	1	2	1	2	1	2	–	–	–	–	–	–	–	–
São José das Palmeiras	5	2	5	2	4	1	1	1	–	–	–	–	–	–
São José dos Pinhais	1.689	1.551	1.648	1.509	1.346	1.213	274	271	28	25	41	42	1	3
São Manoel do Paraná	2	2	2	2	2	2	–	–	–	–	–	–	–	–
São Mateus do Sul	122	138	122	138	107	127	15	11	–	–	–	–	–	1
São Miguel do Iguaçu	64	39	64	39	48	31	16	8	–	–	–	–	–	1
São Pedro do Iguaçu	5	4	5	4	4	4	1	–	–	–	–	–	–	–
São Pedro do Ivaí	88	98	88	98	39	78	24	3	25	17	–	–	2	–
São Pedro do Paraná	5	3	5	3	4	3	1	–	–	–	–	–	–	–
São Sebastião da Amoreira	10	7	10	7	10	3	–	3	–	1	–	–	–	–
São Tomé-PR	19	15	19	15	17	13	2	2	–	–	–	–	1	–
Sapopema	6	6	6	6	6	5	–	1	–	–	–	–	–	–
Sarandi-PR	151	152	151	152	112	81	38	70	1	1	–	–	3	1
Saudade do Iguaçu	13	12	13	12	10	11	2	1	1	–	–	–	1	–
Sengés	120	91	120	91	111	81	8	10	1	–	–	–	2	1
Serranópolis do Iguaçu	6	6	6	6	4	6	2	–	–	–	–	–	–	–

Capítulo 58 - Estatísticas Municipais

58.1 - Estatísticas municipais de acidentes do trabalho, por situação do registro e motivo - 2015/2016

(continuação)

MUNICÍPIO	ESTATÍSTICAS DE ACIDENTES DO TRABALHO													
	Total		Com CAT Registrada								Sem CAT Registrada		Óbito	
			Total		Motivo									
					Típico		Trajeto		Doença do Trabalho					
	2015	2016	2015	2016	2015	2016	2015	2016	2015	2016	2015	2016	2015	2016
Sertaneja	10	10	10	10	10	8	–	2	–	–	–	–	–	–
Sertanópolis	41	35	41	35	37	30	4	4	–	1	–	–	1	1
Siqueira Campos	23	21	23	21	16	17	7	4	–	–	–	–	–	–
Sulina	3	3	3	3	1	3	1	–	1	–	–	–	–	–
Tamarana	31	24	31	24	24	15	7	9	–	–	–	–	1	–
Tamboara	6	6	6	6	5	4	1	2	–	–	–	–	1	–
Tapejara-PR	36	23	36	23	33	21	3	2	–	–	–	–	1	2
Tapira-PR	6	4	6	4	6	4	–	–	–	–	–	–	–	–
Teixeira Soares	16	7	16	7	9	7	7	–	–	–	–	–	–	1
Telêmaco Borba	424	401	382	345	327	275	53	70	2	–	42	56	1	3
Terra Boa	26	22	26	22	19	16	6	6	1	–	–	–	2	–
Terra Rica	12	18	12	18	7	13	5	5	–	–	–	–	–	–
Terra Roxa-PR	34	28	34	28	24	20	10	6	–	2	–	–	–	–
Tibagi	44	25	44	25	31	20	13	5	–	–	–	–	2	1
Tijucas do Sul	23	20	23	20	20	12	3	8	–	–	–	–	–	–
Toledo-PR	980	931	807	774	651	629	128	130	28	15	173	157	2	3
Tomazina	5	6	5	6	4	2	1	4	–	–	–	–	–	1
Três Barras do Paraná	12	12	12	12	10	8	1	4	1	–	–	–	–	–
Tunas do Paraná	44	27	44	27	43	26	1	1	–	–	–	–	–	–
Tuneiras do Oeste	8	4	8	4	4	2	4	2	–	–	–	–	–	1
Tupãssi	18	26	18	26	16	25	2	1	–	–	–	–	–	–
Turvo-PR	24	24	24	24	23	19	1	4	–	1	–	–	–	–
Ubiratã	153	74	153	74	129	64	10	2	14	8	–	–	2	2
Umuarama	382	326	292	289	222	217	70	70	–	2	90	37	3	1
União da Vitória	139	141	122	122	98	99	20	23	4	–	17	19	1	–
Uniflor	5	1	5	1	4	1	1	–	–	–	–	–	–	–
Uraí	7	6	7	6	5	4	2	1	–	1	–	–	–	1
Wenceslau Braz-PR	12	19	12	19	10	11	2	8	–	–	–	–	–	2
Ventania	19	30	19	30	17	23	2	7	–	–	–	–	1	–
Vera Cruz do Oeste	13	10	13	10	11	9	2	1	–	–	–	–	–	–
Verê	7	14	7	14	6	12	1	1	–	1	–	–	–	–
Vila Alta	–	3	–	3	–	3	–	–	–	–	–	–	–	–
Doutor Ulysses	3	3	3	3	3	3	–	–	–	–	–	–	1	–
Virmond	3	1	3	1	3	1	–	–	–	–	–	–	–	–
Vitorino	17	19	17	19	13	18	4	1	–	–	–	–	2	–
Xambrê	3	2	3	2	2	2	1	–	–	–	–	–	–	–
Ignorado Paraná	110	71	28	17	8	9	19	8	1	–	82	54	–	–
Santa Catarina	**38.748**	**36.650**	**26.630**	**25.227**	**20.421**	**18.953**	**5.627**	**5.794**	**582**	**480**	**12.118**	**11.423**	**149**	**169**
Abdon Batista	7	2	7	2	6	2	1	–	–	–	–	–	–	1
Abelardo Luz	37	58	37	58	30	47	6	6	1	5	–	–	–	–
Agrolândia	35	13	35	13	26	10	9	3	–	–	–	–	1	–
Agronômica	7	12	7	12	2	8	4	4	1	–	–	–	–	–
Água Doce	20	12	20	12	17	10	3	2	–	–	–	–	3	1
Águas de Chapecó	19	4	19	4	13	3	6	1	–	–	–	–	–	–
Águas Frias	4	11	4	11	4	11	–	–	–	–	–	–	–	–
Águas Mornas	4	4	4	4	3	2	1	2	–	–	–	–	–	1
Alfredo Wagner	45	38	16	12	9	8	7	4	–	–	29	26	4	–
Alto Bela Vista	3	1	3	1	2	1	–	–	1	–	–	–	–	–
Anchieta-SC	21	7	21	7	20	6	1	1	–	–	–	–	–	–
Angelina	2	1	2	1	2	–	–	1	–	–	–	–	–	–
Anita Garibaldi	6	5	6	5	5	5	1	–	–	–	–	–	–	–
Anitápolis	4	4	4	4	4	3	–	1	–	–	–	–	–	–
Antônio Carlos-SC	23	20	23	20	18	14	5	6	–	–	–	–	–	–
Apiúna	26	24	26	24	19	14	6	10	1	–	–	–	–	–
Arabutã	2	5	2	5	2	5	–	–	–	–	–	–	–	–
Araquari	164	152	164	152	129	124	33	26	2	2	–	–	1	2
Araranguá	487	515	270	251	205	195	62	52	3	4	217	264	1	–
Armazém	8	13	8	13	6	9	1	4	1	–	–	–	–	–
Arroio Trinta	4	7	4	7	3	3	1	4	–	–	–	–	–	–
Arvoredo	3	5	3	5	2	4	1	1	–	–	–	–	–	1
Ascurra	16	16	16	16	11	13	5	3	–	–	–	–	–	–
Atalanta	11	4	11	4	8	4	3	–	–	–	–	–	–	–
Aurora-SC	6	7	6	7	4	4	2	3	–	–	–	–	–	1
Balneário Arroio do Silva	15	11	15	11	13	4	2	7	–	–	–	–	–	–
Balneário Camboriú	653	662	405	456	298	317	103	133	4	6	248	206	3	1
Balneário Barra do Sul	14	15	14	15	10	14	4	1	–	–	–	–	–	–

Capítulo 58 - Estatísticas Municipais

58.1 - Estatísticas municipais de acidentes do trabalho, por situação do registro e motivo - 2015/2016

(continuação)

MUNICÍPIO	ESTATÍSTICAS DE ACIDENTES DO TRABALHO													
	Total		Com CAT Registrada								Sem CAT Registrada		Óbito	
			Total		Motivo									
					Típico		Trajeto		Doença do Trabalho					
	2015	2016	2015	2016	2015	2016	2015	2016	2015	2016	2015	2016	2015	2016
Balneário Gaivota	6	13	6	13	3	10	3	2	–	1	–	–	–	–
Bandeirante	2	4	2	4	1	2	1	2	–	–	–	–	–	–
Barra Bonita-SC	1	1	1	1	1	1	–	–	–	–	–	–	–	–
Barra Velha	33	42	33	42	19	33	14	9	–	–	–	–	–	–
Bela Vista do Toldo	7	1	7	1	5	1	2	–	–	–	–	–	–	–
Belmonte-SC	2	1	2	1	1	1	1	–	–	–	–	–	–	–
Benedito Novo	50	34	50	34	40	27	10	6	–	1	–	–	–	–
Biguaçu	323	271	210	203	154	150	54	50	2	3	113	68	–	–
Blumenau	2.773	2.696	1.062	1.077	765	780	270	287	27	10	1.711	1.619	4	6
Bocaina do Sul	3	7	3	7	2	7	–	–	1	–	–	–	–	–
Bombinhas	32	43	32	43	26	22	6	20	–	1	–	–	–	–
Bom Jardim da Serra	2	2	2	2	2	2	–	–	–	–	–	–	–	–
Bom Jesus-SC	3	7	3	7	3	5	–	2	–	–	–	–	–	–
Bom Jesus do Oeste	–	3	–	3	–	1	–	2	–	–	–	–	–	1
Bom Retiro	19	12	19	12	18	11	1	1	–	–	–	–	–	–
Botuverá	23	23	23	23	20	18	3	5	–	–	–	–	–	–
Braço do Norte	207	190	137	128	107	105	29	23	1	–	70	62	–	1
Braço do Trombudo	2	8	2	8	2	6	–	2	–	–	–	–	1	–
Brunópolis	4	1	4	1	4	1	–	–	–	–	–	–	–	–
Brusque	1.085	840	765	678	581	463	179	214	5	1	320	162	3	1
Caçador	428	421	294	299	264	276	30	23	–	–	134	122	2	–
Caibi	11	13	11	13	10	11	1	2	–	–	–	–	–	–
Calmon	3	3	3	3	3	3	–	–	–	–	–	–	–	–
Camboriú	128	158	128	158	74	86	51	71	3	1	–	–	–	1
Capão Alto	6	11	6	11	4	10	2	1	–	–	–	–	–	–
Campo Alegre-SC	50	24	50	24	45	20	5	4	–	–	–	–	–	–
Campo Belo do Sul	20	13	20	13	19	13	1	–	–	–	–	–	–	1
Campo Erê	11	15	11	15	9	10	2	5	–	–	–	–	–	–
Campos Novos	174	149	84	90	79	77	5	13	–	–	90	59	2	3
Canelinha	14	18	14	18	5	12	9	6	–	–	–	–	–	–
Canoinhas	177	141	129	111	100	81	29	30	–	–	48	30	–	–
Capinzal	137	164	55	68	43	56	7	9	5	3	82	96	–	–
Capivari de Baixo	62	65	62	65	50	51	12	13	–	1	–	–	–	–
Catanduvas-SC	15	15	15	15	14	14	1	1	–	–	–	–	–	–
Caxambu do Sul	3	5	3	5	1	4	2	1	–	–	–	–	–	–
Celso Ramos	2	1	2	1	2	–	–	1	–	–	–	–	–	–
Cerro Negro	–	1	–	1	–	1	–	–	–	–	–	–	–	–
Chapadão do Lageado	–	1	–	1	–	–	–	1	–	–	–	–	–	–
Chapecó	1.784	1.804	1.197	1.234	935	914	211	292	51	28	587	570	2	38
Cocal do Sul	139	107	139	107	119	91	20	16	–	–	–	–	–	1
Concórdia	547	640	277	267	208	210	61	52	8	5	270	373	1	1
Cordilheira Alta	35	27	35	27	28	26	7	1	–	–	–	–	1	–
Coronel Freitas	25	39	25	39	20	29	4	10	1	–	–	–	–	–
Coronel Martins	1	–	1	–	–	–	1	–	–	–	–	–	–	–
Corupá	43	42	43	42	37	31	6	11	–	–	–	–	–	1
Correia Pinto	51	26	51	26	44	25	5	1	2	–	–	–	2	–
Criciúma	1.239	1.255	1.035	1.054	812	857	199	182	24	15	204	201	6	4
Cunha Porã	22	18	22	18	20	17	2	1	–	–	–	–	–	–
Cunhataí	3	–	3	–	–	–	3	–	–	–	–	–	–	–
Curitibanos	203	196	151	122	138	108	13	11	–	3	52	74	2	2
Descanso	7	15	7	15	6	13	1	2	–	–	–	–	1	–
Dionísio Cerqueira	10	16	10	16	8	12	2	2	–	2	–	–	1	1
Dona Emma	–	3	–	3	–	3	–	–	–	–	–	–	–	–
Doutor Pedrinho	5	4	5	4	3	2	2	2	–	–	–	–	–	–
Entre Rios-SC	1	–	1	–	–	–	1	–	–	–	–	–	–	–
Ermo	7	3	7	3	6	1	1	2	–	–	–	–	–	1
Erval Velho	13	14	13	14	8	12	5	2	–	–	–	–	–	–
Faxinal dos Guedes	28	43	28	43	27	40	1	3	–	–	–	–	–	–
Flor do Sertão	2	2	2	2	1	2	1	–	–	–	–	–	–	–
Florianópolis	2.918	2.995	2.261	2.237	1.604	1.622	586	561	71	54	657	758	6	11
Formosa do Sul	4	2	4	2	2	2	2	–	–	–	–	–	–	–
Forquilhinha	275	276	205	160	145	103	29	24	31	33	70	116	–	–
Fraiburgo	352	312	191	168	176	151	14	17	1	–	161	144	2	–
Frei Rogério	–	3	–	3	–	3	–	–	–	–	–	–	–	–
Galvão	4	2	4	2	3	1	1	–	–	1	–	–	–	–
Garopaba	25	20	25	20	14	8	11	12	–	–	–	–	–	–
Garuva	90	71	90	71	81	57	9	14	–	–	–	–	–	3

Capítulo 58 - Estatísticas Municipais

58.1 - Estatísticas municipais de acidentes do trabalho, por situação do registro e motivo - 2015/2016

(continuação)

MUNICÍPIO	ESTATÍSTICAS DE ACIDENTES DO TRABALHO													
	Total		Com CAT Registrada								Sem CAT Registrada		Óbito	
			Total		Motivo									
					Típico		Trajeto		Doença do Trabalho					
	2015	2016	2015	2016	2015	2016	2015	2016	2015	2016	2015	2016	2015	2016
Gaspar	79	91	79	91	58	67	17	19	4	5	–	–	–	1
Governador Celso Ramos	35	27	35	27	27	19	6	6	2	2	–	–	–	–
Grão Pará	12	18	12	18	11	18	1	–	–	–	–	–	–	–
Gravatal	17	24	17	24	11	18	6	6	–	–	–	–	–	–
Guabiruba	65	80	65	80	39	49	26	29	–	2	–	–	–	–
Guaraciaba-SC	11	4	11	4	6	3	5	1	–	–	–	–	–	1
Guaramirim	129	153	129	153	90	104	39	49	–	–	–	–	1	1
Guarujá do Sul	4	–	4	–	3	–	1	–	–	–	–	–	–	–
Guatambu	52	54	52	54	44	45	3	3	5	6	–	–	–	1
Herval d'Oeste	39	31	39	31	28	27	9	4	2	–	–	–	–	–
Ibicaré	1	3	1	3	1	2	–	1	–	–	–	–	–	–
Ibirama	158	169	18	14	12	10	6	4	–	–	140	155	1	–
Içara	317	346	237	222	178	171	58	49	1	2	80	124	1	5
Ilhota	39	25	39	25	32	18	7	7	–	–	–	–	1	–
Imaruí	3	3	3	3	3	3	–	–	–	–	–	–	–	–
Imbituba	122	131	65	83	39	55	25	27	1	1	57	48	1	–
Imbuia	–	1	–	1	–	–	–	1	–	–	–	–	–	–
Indaial	401	415	253	216	189	161	58	54	6	1	148	199	1	–
Iomerê	4	7	4	7	4	5	–	2	–	–	–	–	–	–
Ipira	4	–	4	–	2	–	2	–	–	–	–	–	–	–
Iporã do Oeste	12	13	12	13	12	11	–	2	–	–	–	–	1	–
Ipuaçu	7	18	7	18	6	14	1	3	–	1	–	–	1	–
Ipumirim	58	46	58	46	36	42	11	3	11	1	–	–	–	2
Irani	20	7	20	7	20	4	–	3	–	–	–	–	–	1
Irati-SC	3	–	3	–	1	–	2	–	–	–	–	–	–	–
Irineópolis	7	4	7	4	7	4	–	–	–	–	–	–	–	–
Itá	9	10	9	10	8	8	1	2	–	–	–	–	–	–
Itaiópolis	31	28	31	28	27	26	3	1	1	1	–	–	–	–
Itajaí	1.876	1.743	1.452	1.243	1.061	839	356	381	35	23	424	500	7	1
Itapema	153	149	153	149	112	122	36	26	5	1	–	–	1	4
Itapiranga-SC	59	61	59	61	44	47	14	13	1	1	–	–	–	–
Itapoá	51	41	51	41	38	31	13	10	–	–	–	–	2	–
Ituporanga	24	45	24	45	12	29	12	16	–	–	–	–	1	1
Jaborá	5	7	5	7	5	7	–	–	–	–	–	–	–	–
Jacinto Machado	35	34	35	34	31	29	4	4	–	1	–	–	–	–
Jaguaruna	28	21	28	21	23	17	4	4	1	–	–	–	1	2
Jaraguá do Sul	1.131	911	833	705	596	498	233	203	4	4	298	206	1	5
Jardinópolis-SC	1	4	1	4	–	4	1	–	–	–	–	–	–	2
Joaçaba	470	484	104	141	78	111	24	26	2	4	366	343	–	–
Joinville	4.474	4.046	4.057	3.678	3.268	2.835	747	797	42	46	417	368	6	15
José Boiteux	4	2	4	2	4	2	–	–	–	–	–	–	–	–
Jupiá	1	3	1	3	1	3	–	–	–	–	–	–	–	–
Lacerdópolis	1	4	1	4	–	3	1	1	–	–	–	–	–	–
Lages	1.167	1.001	619	522	499	427	106	87	14	8	548	479	4	–
Laguna	204	179	85	67	55	43	28	24	2	–	119	112	1	1
Lajeado Grande	4	3	4	3	3	2	1	1	–	–	–	–	–	–
Laurentino	7	13	7	13	5	10	1	3	1	–	–	–	–	–
Lauro Muller	150	107	99	96	80	77	17	18	2	1	51	11	–	–
Lebon Régis	13	9	13	9	12	9	1	–	–	–	–	–	–	–
Leoberto Leal	1	1	1	1	–	1	1	–	–	–	–	–	–	–
Lindóia do Sul	23	9	23	9	21	8	2	1	–	–	–	–	–	–
Lontras	24	16	24	16	19	14	5	2	–	–	–	–	3	–
Luiz Alves	18	18	18	18	11	15	7	3	–	–	–	–	–	–
Luzerna	9	15	9	15	8	13	1	2	–	–	–	–	–	–
Macieira	–	3	–	3	–	3	–	–	–	–	–	–	–	–
Mafra	158	96	92	69	79	46	13	23	–	–	66	27	4	–
Major Gercino	2	5	2	5	2	5	–	–	–	–	–	–	–	–
Major Vieira	5	3	5	3	5	2	–	1	–	–	–	–	–	–
Maracajá	33	10	33	10	28	10	5	–	–	–	–	–	–	1
Maravilha-SC	518	500	119	133	86	110	10	10	23	13	399	367	1	–
Massaranduba-SC	40	27	40	27	29	25	11	2	–	–	–	–	1	–
Matos Costa	1	4	1	4	1	3	–	1	–	–	–	–	–	–
Meleiro	15	10	15	10	12	9	2	1	1	–	–	–	1	–
Mirim Doce	4	8	4	8	3	6	1	2	–	–	–	–	–	–
Modelo	10	4	10	4	8	4	2	–	–	–	–	–	1	–
Mondaí	29	16	29	16	28	15	–	1	1	–	–	–	–	–
Monte Carlo	26	22	26	22	25	21	1	1	–	–	–	–	–	–

Capítulo 58 - Estatísticas Municipais

58.1 - Estatísticas municipais de acidentes do trabalho, por situação do registro e motivo - 2015/2016

(continuação)

MUNICÍPIO	ESTATÍSTICAS DE ACIDENTES DO TRABALHO													
	Total		Com CAT Registrada								Sem CAT Registrada		Óbito	
			Total		Motivo									
					Típico		Trajeto		Doença do Trabalho					
	2015	2016	2015	2016	2015	2016	2015	2016	2015	2016	2015	2016	2015	2016
Monte Castelo-SC	7	6	7	6	6	6	1	–	–	–	–	–	–	–
Morro da Fumaça	52	58	52	58	45	48	7	10	–	–	–	–	2	–
Morro Grande	36	34	36	34	27	22	6	4	3	8	–	–	1	–
Navegantes	402	328	402	328	281	224	115	101	6	3	–	–	2	2
Nova Erechim	22	14	22	14	18	14	4	–	–	–	–	–	1	–
Nova Itaberaba	5	6	5	6	2	5	3	1	–	–	–	–	–	–
Nova Trento	29	28	29	28	24	16	5	12	–	–	–	–	1	–
Nova Veneza-SC	108	96	108	96	92	78	13	13	3	5	–	–	–	–
Novo Horizonte-SC	4	1	4	1	4	1	–	–	–	–	–	–	–	–
Orleans	147	155	120	111	94	85	25	24	1	2	27	44	1	1
Otacílio Costa	57	56	57	56	50	51	7	2	–	3	–	–	–	1
Ouro	3	2	3	2	2	2	1	–	–	–	–	–	–	–
Ouro Verde-SC	3	3	3	3	3	1	–	2	–	–	–	–	–	–
Paial	3	3	3	3	2	1	1	2	–	–	–	–	–	–
Painel	2	3	2	3	1	3	1	–	–	–	–	–	1	–
Palhoça	985	744	552	520	346	329	192	176	14	15	433	224	3	2
Palma Sola	13	12	13	12	13	11	–	1	–	–	–	–	–	–
Palmeira-SC	8	5	8	5	7	5	1	–	–	–	–	–	–	–
Palmitos	35	38	35	38	29	34	6	4	–	–	–	–	1	–
Papanduva	42	42	42	42	37	40	5	2	–	–	–	–	2	–
Paraíso-SC	10	5	10	5	9	4	1	1	–	–	–	–	–	–
Passo de Torres	4	5	4	5	2	4	2	1	–	–	–	–	–	–
Passos Maia	6	3	6	3	4	3	2	–	–	–	–	–	–	–
Paulo Lopes	11	18	11	18	7	9	3	7	1	2	–	–	–	–
Pedras Grandes	12	6	12	6	10	6	2	–	–	–	–	–	–	–
Penha	64	46	64	46	45	34	17	12	2	–	–	–	–	–
Peritiba	4	1	4	1	4	1	–	–	–	–	–	–	–	–
Petrolândia-SC	6	4	6	4	6	4	–	–	–	–	–	–	–	–
Piçarras	54	36	54	36	43	22	11	13	–	1	–	–	1	–
Pinhalzinho-SC	117	158	54	64	42	50	12	14	–	–	63	94	–	–
Pinheiro Preto	7	4	7	4	5	4	2	–	–	–	–	–	–	1
Piratuba	9	4	9	4	6	4	3	–	–	–	–	–	–	–
Planalto Alegre	2	5	2	5	2	3	–	2	–	–	–	–	–	–
Pomerode	177	175	177	175	128	127	49	46	–	2	–	–	–	1
Ponte Alta	13	3	13	3	11	1	2	2	–	–	–	–	–	–
Ponte Alta do Norte	4	6	4	6	4	5	–	1	–	–	–	–	–	–
Ponte Serrada	15	14	15	14	14	12	1	2	–	–	–	–	–	–
Porto Belo	71	54	71	54	61	38	10	15	–	1	–	–	–	–
Porto União	287	328	45	41	38	29	6	12	1	–	242	287	–	–
Pouso Redondo	78	65	78	65	73	54	5	11	–	–	–	–	1	1
Praia Grande-SC	13	20	13	20	11	17	2	3	–	–	–	–	–	1
Presidente Castelo Branco-SC	–	2	–	2	–	2	–	–	–	–	–	–	–	–
Presidente Getúlio	60	49	60	49	51	44	5	5	4	–	–	–	1	–
Presidente Nereu	1	–	1	–	1	–	–	–	–	–	–	–	–	–
Princesa	1	4	1	4	1	4	–	–	–	–	–	–	–	–
Quilombo	63	48	63	48	37	30	16	9	10	9	–	–	–	–
Rancho Queimado	5	3	5	3	2	–	3	3	–	–	–	–	1	–
Rio das Antas	7	5	7	5	6	3	1	2	–	–	–	–	–	–
Rio do Campo	4	6	4	6	4	4	–	2	–	–	–	–	–	–
Rio do Oeste	4	6	4	6	4	2	–	4	–	–	–	–	–	–
Rio dos Cedros	39	43	39	43	27	32	12	11	–	–	–	–	–	–
Rio do Sul	885	829	226	212	185	175	26	37	15	–	659	617	1	1
Rio Fortuna	12	7	12	7	10	6	2	1	–	–	–	–	–	–
Rio Negrinho	76	81	76	81	68	71	8	10	–	–	–	–	–	–
Rio Rufino	–	4	–	4	–	4	–	–	–	–	–	–	–	–
Riqueza	3	2	3	2	2	–	1	2	–	–	–	–	1	–
Rodeio	23	38	23	38	19	26	4	11	–	1	–	–	–	–
Romelândia	2	1	2	1	2	1	–	–	–	–	–	–	–	–
Salete	19	14	19	14	16	11	3	3	–	–	–	–	–	–
Saltinho-SC	–	2	–	2	–	1	–	1	–	–	–	–	–	–
Salto Veloso	11	15	11	15	9	14	1	–	1	1	–	–	–	–
Sangão	50	40	50	40	39	32	11	8	–	–	–	–	–	–
Santa Cecília-SC	48	51	48	51	47	47	1	4	–	–	–	–	–	–
Santa Helena-SC	2	3	2	3	2	2	–	1	–	–	–	–	–	–
Santa Rosa de Lima-SC	1	–	1	–	–	–	1	–	–	–	–	–	–	–
Santa Rosa do Sul	12	10	12	10	6	10	6	–	–	–	–	–	–	–

Capítulo 58 - Estatísticas Municipais

58.1 - Estatísticas municipais de acidentes do trabalho, por situação do registro e motivo - 2015/2016

(continuação)

MUNICÍPIO	ESTATÍSTICAS DE ACIDENTES DO TRABALHO													
	Total		Com CAT Registrada								Sem CAT Registrada		Óbito	
			Total		Motivo									
					Típico		Trajeto		Doença do Trabalho					
	2015	2016	2015	2016	2015	2016	2015	2016	2015	2016	2015	2016	2015	2016
Santa Terezinha-SC	4	1	4	1	4	1	–	–	–	–	–	–	–	–
Santa Terezinha do Progresso	1	1	1	1	1	1	–	–	–	–	–	–	–	–
Santiago do Sul	–	1	–	1	–	1	–	–	–	–	–	–	–	–
Santo Amaro da Imperatriz	32	37	32	37	21	28	9	8	2	1	–	–	–	–
São Bernardino	1	2	1	2	1	1	–	1	–	–	–	–	–	–
São Bento do Sul	592	554	292	200	253	168	39	32	–	–	300	354	5	2
São Bonifácio	2	6	2	6	1	6	1	–	–	–	–	–	3	–
São Carlos-SC	14	17	14	17	11	12	3	5	–	–	–	–	–	–
São Cristóvão do Sul	10	22	10	22	10	20	–	2	–	–	–	–	1	1
São Domingos-SC	10	3	10	3	8	3	2	–	–	–	–	–	–	–
São Francisco do Sul	188	214	176	196	131	145	43	49	2	2	12	18	–	6
São João do Oeste	3	6	3	6	3	4	–	2	–	–	–	–	1	–
São João Batista-SC	58	49	58	49	42	32	16	17	–	–	–	–	1	2
São João do Itaperiú	21	19	21	19	18	17	3	2	–	–	–	–	1	–
São João do Sul	3	5	3	5	2	4	1	1	–	–	–	–	–	–
São Joaquim	209	195	51	43	48	37	3	6	–	–	158	152	1	1
São José	1.174	1.223	1.067	1.103	694	684	306	328	67	91	107	120	4	2
São José do Cedro	17	21	17	21	15	18	2	3	–	–	–	–	–	–
São José do Cerrito	3	4	3	4	1	4	2	–	–	–	–	–	1	–
São Lourenço do Oeste	75	93	47	53	43	44	3	9	1	–	28	40	1	1
São Ludgero	117	107	117	107	95	91	21	16	1	–	–	–	–	1
São Martinho-SC	4	2	4	2	3	–	1	2	–	–	–	–	–	–
São Miguel da Boa Vista	1	–	1	–	1	–	–	–	–	–	–	–	–	–
São Miguel d'Oeste	500	289	147	129	119	100	18	27	10	2	353	160	–	1
São Pedro de Alcântara	6	8	6	8	5	3	1	4	–	1	–	–	–	–
Saudades	16	16	16	16	13	13	3	3	–	–	–	–	–	–
Schroeder	19	41	19	41	13	29	6	12	–	–	–	–	–	1
Seara	76	66	76	66	72	53	3	9	1	4	–	–	2	–
Serra Alta	3	2	3	2	2	2	1	–	–	–	–	–	–	–
Siderópolis	67	54	67	54	59	44	8	9	–	1	–	–	1	–
Sombrio	118	79	60	37	39	25	21	11	–	1	58	42	2	–
Sul Brasil	2	–	2	–	2	–	–	–	–	–	–	–	–	1
Taió	53	39	53	39	41	32	10	7	2	–	–	–	–	1
Tangará-SC	22	31	22	31	22	27	–	4	–	–	–	–	1	–
Tigrinhos	3	5	3	5	1	–	2	5	–	–	–	–	–	–
Tijucas	292	245	242	196	205	159	37	35	–	2	50	49	2	–
Timbé do Sul	1	3	1	3	–	2	1	1	–	–	–	–	–	–
Timbó	405	431	241	238	179	179	61	58	1	1	164	193	–	1
Timbó Grande	26	21	26	21	25	20	1	–	–	1	–	–	–	–
Três Barras	69	92	69	92	59	81	9	11	1	–	–	–	–	–
Treviso	39	40	39	40	35	36	3	3	1	1	–	–	–	–
Treze de Maio	5	6	5	6	3	3	2	3	–	–	–	–	–	–
Treze Tílias	23	50	23	50	21	48	2	2	–	–	–	–	–	–
Trombudo Central	16	17	16	17	11	12	5	5	–	–	–	–	1	–
Tubarão	752	705	464	444	335	306	122	132	7	6	288	261	3	4
Tunápolis	9	4	9	4	5	3	4	1	–	–	–	–	–	–
Turvo-SC	18	27	18	27	15	24	3	3	–	–	–	–	–	–
União do Oeste	5	6	5	6	5	6	–	–	–	–	–	–	–	–
Urubici	4	5	4	5	4	5	–	–	–	–	–	–	–	–
Urupema	2	1	2	1	2	1	–	–	–	–	–	–	–	–
Urussanga	209	177	128	120	104	93	22	26	2	1	81	57	1	1
Vargeão	9	9	9	9	9	9	–	–	–	–	–	–	–	–
Vargem-SC	20	7	20	7	19	7	1	–	–	–	–	–	–	–
Vargem Bonita-SC	29	38	29	38	28	33	1	5	–	–	–	–	–	–
Vidal Ramos	5	3	5	3	3	2	2	1	–	–	–	–	–	–
Videira	365	338	135	117	121	95	10	20	4	2	230	221	–	–
Vitor Meireles	2	4	2	4	2	4	–	–	–	–	–	–	–	–
Witmarsum	1	1	1	1	–	–	1	1	–	–	–	–	–	1
Xanxerê	521	528	219	242	184	197	31	45	4	–	302	286	1	1
Xavantina	7	3	7	3	7	3	–	–	–	–	–	–	1	–
Xaxim	236	268	123	160	114	147	8	8	1	5	113	108	–	1
Zortéa	2	2	2	2	2	2	–	–	–	–	–	–	1	–
Ignorado SCatarina	287	228	13	21	6	9	7	11	–	1	274	207	1	–
Rio Grande do Sul	**52.272**	**50.373**	**40.565**	**39.154**	**32.732**	**31.213**	**6.628**	**6.855**	**1.205**	**1.086**	**11.707**	**11.219**	**147**	**143**
Aceguá	12	4	12	4	12	4	–	–	–	–	–	–	–	–
Água Santa	2	5	2	5	2	4	–	1	–	–	–	–	–	–

Capítulo 58 - Estatísticas Municipais

58.1 - Estatísticas municipais de acidentes do trabalho, por situação do registro e motivo - 2015/2016

(continuação)

MUNICÍPIO	ESTATÍSTICAS DE ACIDENTES DO TRABALHO													
	Total		Com CAT Registrada								Sem CAT Registrada		Óbito	
			Total		Motivo									
					Típico		Trajeto		Doença do Trabalho					
	2015	2016	2015	2016	2015	2016	2015	2016	2015	2016	2015	2016	2015	2016
Agudo	11	10	11	10	8	4	3	5	–	1	–	–	–	–
Ajuricaba	3	1	3	1	2	–	1	1	–	–	–	–	–	–
Alecrim	4	3	4	3	2	3	2	–	–	–	–	–	–	–
Alegrete	395	420	277	346	223	294	37	25	17	27	118	74	1	–
Alegria	3	1	3	1	1	1	2	–	–	–	–	–	–	–
Almirante Tamandaré do Sul	5	4	5	4	5	4	–	–	–	–	–	–	–	–
Alpestre	5	–	5	–	3	–	2	–	–	–	–	–	–	–
Alto Alegre-RS	3	2	3	2	2	1	–	1	1	–	–	–	–	–
Alto Feliz	2	1	2	1	2	–	–	1	–	–	–	–	–	–
Alvorada-RS	548	526	371	335	245	217	116	108	10	10	177	191	3	1
Amaral Ferrador	–	1	–	1	–	1	–	–	–	–	–	–	–	–
Ametista do Sul	3	1	3	1	2	1	1	–	–	–	–	–	–	–
André da Rocha	1	1	1	1	1	1	–	–	–	–	–	–	–	–
Anta Gorda	4	4	4	4	3	4	1	–	–	–	–	–	–	–
Antônio Prado	27	33	27	33	26	28	1	4	–	1	–	–	1	1
Arambaré	6	5	6	5	4	4	2	1	–	–	–	–	–	–
Araricá	20	14	20	14	18	10	2	4	–	–	–	–	–	–
Aratiba	13	6	13	6	12	6	1	–	–	–	–	–	1	–
Arroio do Meio	130	126	130	126	109	99	18	25	3	2	–	–	2	1
Arroio do Sal	12	17	12	17	6	10	6	7	–	–	–	–	–	–
Arroio do Padre	2	–	2	–	1	–	1	–	–	–	–	–	1	–
Arroio dos Ratos	40	44	40	44	35	39	4	4	1	1	–	–	1	–
Arroio do Tigre	6	7	6	7	6	6	–	1	–	–	–	–	–	–
Arroio Grande	6	17	6	17	5	13	1	4	–	–	–	–	–	1
Arvorezinha	15	12	15	12	14	12	1	–	–	–	–	–	–	–
Augusto Pestana	10	14	10	14	8	13	1	1	1	–	–	–	–	–
Áurea	1	–	1	–	1	–	–	–	–	–	–	–	–	–
Bagé	396	401	293	262	240	209	37	34	16	19	103	139	1	–
Balneário Pinhal	18	14	18	14	13	13	5	1	–	–	–	–	–	–
Barão	14	8	14	8	14	7	–	1	–	–	–	–	–	–
Barão de Cotegipe	4	6	4	6	4	6	–	–	–	–	–	–	–	–
Barão do Triunfo	2	2	2	2	1	2	1	–	–	–	–	–	–	–
Barracão-RS	2	8	2	8	2	8	–	–	–	–	–	–	–	–
Barra do Quaraí	4	6	4	6	4	5	–	–	–	1	–	–	–	–
Barra do Ribeiro	21	24	21	24	16	21	4	3	1	–	–	–	1	–
Barra do Rio Azul	1	–	1	–	1	–	–	–	–	–	–	–	–	–
Barra Funda	8	4	8	4	8	4	–	–	–	–	–	–	–	–
Barros Cassal	4	3	4	3	4	3	–	–	–	–	–	–	–	–
Bento Gonçalves	537	569	446	458	356	375	67	60	23	23	91	111	3	1
Boa Vista das Missões	–	1	–	1	–	–	–	1	–	–	–	–	–	–
Boa Vista do Buricá	3	10	3	10	3	10	–	–	–	–	–	–	–	–
Boa Vista do Cadeado	1	–	1	–	1	–	–	–	–	–	–	–	–	–
Boa Vista do Incra	4	–	4	–	3	–	1	–	–	–	–	–	–	–
Boa Vista do Sul	9	8	9	8	6	7	3	1	–	–	–	–	–	1
Bom Jesus-RS	13	14	13	14	11	14	2	–	–	–	–	–	1	–
Bom Princípio	52	28	52	28	46	26	6	2	–	–	–	–	–	–
Bom Progresso	–	3	–	3	–	–	–	3	–	–	–	–	–	–
Bom Retiro do Sul	32	41	32	41	24	35	8	6	–	–	–	–	–	–
Boqueirão do Leão	1	2	1	2	1	2	–	–	–	–	–	–	–	–
Bossoroca	–	7	–	7	–	6	–	1	–	–	–	–	–	–
Bozano	2	3	2	3	1	1	1	2	–	–	–	–	–	–
Braga	3	–	3	–	2	–	1	–	–	–	–	–	–	–
Brochier	7	2	7	2	2	1	5	1	–	–	–	–	–	–
Butiá	91	61	49	43	39	34	7	7	3	2	42	18	–	–
Caçapava do Sul	61	61	40	39	36	37	4	2	–	–	21	22	1	1
Cacequi	32	22	22	17	19	15	3	2	–	–	10	5	–	–
Cachoeira do Sul	362	347	216	218	168	166	47	52	1	–	146	129	1	1
Cachoeirinha-RS	703	738	524	583	374	432	128	133	22	18	179	155	1	1
Cacique Doble	1	1	1	1	1	–	–	1	–	–	–	–	–	–
Caibaté	7	1	7	1	6	1	1	–	–	–	–	–	1	–
Caiçara-RS	2	2	2	2	2	1	–	1	–	–	–	–	–	–
Camaquã	251	267	128	110	113	89	14	21	1	–	123	157	1	1
Camargo	7	3	7	3	5	3	2	–	–	–	–	–	–	–
Cambará do Sul	32	31	32	31	32	31	–	–	–	–	–	–	–	–
Campestre da Serra	9	7	9	7	9	6	–	1	–	–	–	–	–	2
Campina das Missões	7	5	7	5	7	3	–	2	–	–	–	–	3	–
Campinas do Sul	4	2	4	2	4	1	–	1	–	–	–	–	–	–

Capítulo 58 - Estatísticas Municipais

58.1 - Estatísticas municipais de acidentes do trabalho, por situação do registro e motivo - 2015/2016

(continuação)

MUNICÍPIO	ESTATÍSTICAS DE ACIDENTES DO TRABALHO													
	Total		Com CAT Registrada								Sem CAT Registrada		Óbito	
			Total		Motivo									
					Típico		Trajeto		Doença do Trabalho					
	2015	2016	2015	2016	2015	2016	2015	2016	2015	2016	2015	2016	2015	2016
Campo Bom	205	190	169	153	114	100	55	53	–	–	36	37	–	1
Campo Novo	9	7	9	7	9	4	–	3	–	–	–	–	–	–
Campos Borges	3	5	3	5	3	5	–	–	–	–	–	–	–	–
Candelária	115	158	83	113	59	80	24	32	–	1	32	45	–	3
Cândido Godói	8	9	8	9	7	8	1	1	–	–	–	–	–	–
Candiota	57	83	57	83	52	77	4	2	1	4	–	–	–	–
Canela	123	145	86	101	69	89	16	12	1	–	37	44	–	–
Canguçu	37	46	18	26	15	18	3	8	–	–	19	20	3	–
Canoas	1.619	1.494	1.457	1.395	1.101	1.044	268	279	88	72	162	99	5	3
Canudos do Vale	2	2	2	2	2	2	–	–	–	–	–	–	–	–
Capão Bonito do Sul	2	3	2	3	2	2	–	1	–	–	–	–	–	–
Capão da Canoa	84	129	84	129	67	102	15	26	2	1	–	–	–	1
Capão do Cipó	5	7	5	7	4	6	1	1	–	–	–	–	–	–
Capão do Leão	41	26	41	26	31	15	10	9	–	2	–	–	1	1
Capivari do Sul	9	20	9	20	9	17	–	3	–	–	–	–	–	–
Capela de Santana	16	8	16	8	14	7	2	1	–	–	–	–	–	–
Capitão	3	1	3	1	3	–	–	1	–	–	–	–	1	–
Carazinho	377	350	285	296	252	274	29	21	4	1	92	54	–	1
Caraá	3	10	3	10	1	8	1	2	1	–	–	–	–	–
Carlos Barbosa	293	272	293	272	275	251	18	21	–	–	–	–	1	–
Carlos Gomes	1	–	1	–	–	–	1	–	–	–	–	–	–	–
Casca	91	86	19	27	19	24	–	3	–	–	72	59	–	–
Caseiros	2	4	2	4	2	4	–	–	–	–	–	–	–	–
Catuípe	6	3	6	3	3	3	2	–	1	–	–	–	–	–
Caxias do Sul	4.225	3.870	3.676	3.227	3.175	2.773	403	360	98	94	549	643	6	6
Centenário-RS	1	1	1	1	1	1	–	–	–	–	–	–	–	–
Cerrito	3	–	3	–	3	–	–	–	–	–	–	–	–	–
Cerro Branco	3	–	3	–	3	–	–	–	–	–	–	–	–	–
Cerro Grande	1	–	1	–	1	–	–	–	–	–	–	–	–	–
Cerro Grande do Sul	–	3	–	3	–	2	–	1	–	–	–	–	–	–
Cerro Largo	109	118	35	36	29	25	6	11	–	–	74	82	–	–
Chapada	8	9	8	9	7	7	1	2	–	–	–	–	–	–
Charqueadas	107	81	107	81	91	60	9	15	7	6	–	–	1	–
Charrua	1	1	1	1	1	1	–	–	–	–	–	–	–	–
Chiapeta	2	3	2	3	2	3	–	–	–	–	–	–	–	–
Chuí	5	11	5	11	3	9	2	2	–	–	–	–	–	–
Cidreira	10	5	10	5	6	5	4	–	–	–	–	–	–	–
Ciríaco	5	2	5	2	5	2	–	–	–	–	–	–	–	–
Colinas-RS	3	4	3	4	2	2	–	1	1	1	–	–	–	–
Colorado-RS	4	1	4	1	4	1	–	–	–	–	–	–	–	–
Condor	22	29	22	29	22	27	–	2	–	–	–	–	1	–
Constantina	4	11	4	11	4	10	–	1	–	–	–	–	–	–
Coqueiro Baixo	–	1	–	1	–	1	–	–	–	–	–	–	–	–
Coqueiros do Sul	3	2	3	2	2	–	1	2	–	–	–	–	–	–
Coronel Barros	2	2	2	2	2	2	–	–	–	–	–	–	–	–
Coronel Bicaco	6	–	6	–	6	–	–	–	–	–	–	–	–	–
Coronel Pilar	1	1	1	1	1	1	–	–	–	–	–	–	–	–
Cotiporã	11	7	11	7	10	7	1	–	–	–	–	–	–	–
Coxilha	4	8	4	8	3	6	1	2	–	–	–	–	–	1
Crissiumal	25	39	25	39	22	28	3	11	–	–	–	–	–	–
Cristal	14	23	14	23	11	22	3	1	–	–	–	–	–	–
Cristal do Sul	2	1	2	1	2	–	–	1	–	–	–	–	–	–
Cruz Alta	260	286	223	232	202	202	20	30	1	–	37	54	1	1
Cruzeiro do Sul-RS	24	22	24	22	15	19	9	3	–	–	–	–	–	–
David Canabarro	1	–	1	–	1	–	–	–	–	–	–	–	–	–
Derrubadas	1	–	1	–	1	–	–	–	–	–	–	–	–	–
Dilermando de Aguiar	1	2	1	2	1	2	–	–	–	–	–	–	–	–
Dois Irmãos	282	256	225	195	201	163	23	32	1	–	57	61	1	–
Dois Irmãos das Missões	2	1	2	1	1	1	1	–	–	–	–	–	–	–
Dois Lajeados	6	7	6	7	3	6	3	1	–	–	–	–	–	–
Dom Feliciano	2	2	2	2	2	–	–	2	–	–	–	–	–	–
Dom Pedro de Alcântara	2	3	2	3	2	2	–	1	–	–	–	–	–	–
Dom Pedrito	92	105	56	76	46	65	8	9	2	2	36	29	–	–
Dona Francisca	5	5	5	5	5	4	–	1	–	–	–	–	–	–
Doutor Maurício Cardoso	3	–	3	–	3	–	–	–	–	–	–	–	–	–
Doutor Ricardo	3	8	3	8	3	6	–	2	–	–	–	–	–	–
Eldorado do Sul	191	227	191	227	149	132	33	90	9	5	–	–	–	1

Capítulo 58 - Estatísticas Municipais

58.1 - Estatísticas municipais de acidentes do trabalho, por situação do registro e motivo - 2015/2016

(continuação)

MUNICÍPIO	ESTATÍSTICAS DE ACIDENTES DO TRABALHO													
	Total		Com CAT Registrada								Sem CAT Registrada		Óbito	
			Total		Motivo									
					Típico		Trajeto		Doença do Trabalho					
	2015	2016	2015	2016	2015	2016	2015	2016	2015	2016	2015	2016	2015	2016
Encantado	354	272	313	230	256	213	24	17	33	–	41	42	–	–
Encruzilhada do Sul	44	21	44	21	38	15	6	6	–	–	–	–	1	–
Entre-Ijuís	5	6	5	6	5	5	–	1	–	–	–	–	–	–
Entre Rios do Sul	3	1	3	1	2	1	1	–	–	–	–	–	–	–
Erebango	1	2	1	2	1	2	–	–	–	–	–	–	–	–
Erechim	1.378	1.343	709	705	624	604	81	95	4	6	669	638	1	2
Ernestina	3	3	3	3	3	2	–	1	–	–	–	–	–	–
Herval	1	2	1	2	1	2	–	–	–	–	–	–	–	–
Erval Grande	4	2	4	2	4	2	–	–	–	–	–	–	–	1
Erval Seco	3	4	3	4	3	3	–	1	–	–	–	–	–	–
Esmeralda	5	14	5	14	3	12	2	2	–	–	–	–	–	–
Esperança do Sul	2	4	2	4	2	4	–	–	–	–	–	–	–	–
Espumoso	52	47	44	42	42	36	2	5	–	1	8	5	–	–
Estação	13	20	13	20	11	16	1	4	1	–	–	–	–	–
Estância Velha	91	93	91	93	63	71	26	20	2	2	–	–	1	–
Esteio	497	430	325	322	250	247	73	69	2	6	172	108	1	–
Estrela	223	205	173	154	139	126	32	28	2	–	50	51	–	2
Estrela Velha	5	3	5	3	4	3	1	–	–	–	–	–	–	–
Eugênio de Castro	2	5	2	5	2	3	–	2	–	–	–	–	–	–
Fagundes Varela	5	5	5	5	5	5	–	–	–	–	–	–	–	–
Farroupilha	424	472	355	391	321	360	30	28	4	3	69	81	–	1
Faxinal do Soturno	16	14	5	14	5	11	–	3	–	–	11	–	–	–
Faxinalzinho	3	1	3	1	3	1	–	–	–	–	–	–	–	–
Fazenda Vilanova	13	9	13	9	10	8	2	1	1	–	–	–	–	–
Feliz	33	39	33	39	27	34	6	5	–	–	–	–	–	–
Flores da Cunha	136	128	136	128	129	115	6	11	1	2	–	–	1	–
Floriano Peixoto	2	–	2	–	2	–	–	–	–	–	–	–	–	–
Fontoura Xavier	10	7	10	7	10	4	–	3	–	–	–	–	2	–
Formigueiro	7	7	7	7	7	5	–	2	–	–	–	–	–	–
Forquetinha	1	3	1	3	1	2	–	1	–	–	–	–	–	–
Fortaleza dos Valos	2	1	2	1	1	1	1	–	–	–	–	–	–	–
Frederico Westphalen	526	498	121	53	96	43	15	8	10	2	405	445	1	–
Garibaldi	268	215	206	165	192	154	11	10	3	1	62	50	1	1
Garruchos	1	5	1	5	1	5	–	–	–	–	–	–	–	–
Gaurama	6	7	6	7	5	7	1	–	–	–	–	–	–	–
General Câmara	5	8	5	8	5	5	–	3	–	–	–	–	–	–
Gentil	4	1	4	1	4	1	–	–	–	–	–	–	–	–
Getúlio Vargas	49	55	32	33	29	25	3	7	–	1	17	22	–	1
Giruá	63	70	24	26	17	25	7	1	–	–	39	44	1	1
Glorinha	71	54	71	54	66	49	4	4	1	1	–	–	–	–
Gramado	112	158	112	158	103	123	9	33	–	2	–	–	–	2
Gramado dos Loureiros	–	1	–	1	–	1	–	–	–	–	–	–	–	–
Gramado Xavier	2	2	2	2	–	2	2	–	–	–	–	–	–	1
Gravataí	1.364	1.307	1.199	1.155	872	831	271	253	56	71	165	152	1	3
Guabiju	1	1	1	1	1	1	–	–	–	–	–	–	–	–
Guaíba	519	398	441	363	379	287	52	71	10	5	78	35	1	2
Guaporé	109	91	42	52	32	49	9	3	1	–	67	39	–	–
Guarani das Missões	13	2	13	2	12	2	1	–	–	–	–	–	–	–
Harmonia	18	18	18	18	17	16	1	2	–	–	–	–	–	–
Herveiras	1	1	1	1	1	1	–	–	–	–	–	–	–	–
Horizontina	139	113	64	54	35	34	7	9	22	11	75	59	–	–
Hulha Negra	69	62	69	62	52	47	3	3	14	12	–	–	–	1
Humaitá-RS	1	1	1	1	1	1	–	–	–	–	–	–	–	–
Ibarama	1	1	1	1	1	1	–	–	–	–	–	–	–	–
Ibiaçá	6	4	6	4	5	4	1	–	–	–	–	–	–	–
Ibiraiaras	1	5	1	5	1	3	–	2	–	–	–	–	–	–
Ibirapuitã	1	1	1	1	1	1	–	–	–	–	–	–	–	–
Ibirubá	64	85	44	67	42	61	2	5	–	1	20	18	–	1
Igrejinha	155	115	155	115	121	78	34	37	–	–	–	–	1	–
Ijuí	587	564	294	289	264	233	28	55	2	1	293	275	1	1
Ilópolis	2	5	2	5	2	5	–	–	–	–	–	–	–	–
Imbé	41	39	41	39	32	30	9	9	–	–	–	–	–	1
Imigrante	25	11	25	11	21	10	4	1	–	–	–	–	–	–
Independência-RS	9	7	9	7	6	7	3	–	–	–	–	–	–	1
Inhacorá	1	–	1	–	1	–	–	–	–	–	–	–	–	–
Ipê	7	9	7	9	7	9	–	–	–	–	–	–	–	–
Ipiranga do Sul	3	4	3	4	3	4	–	–	–	–	–	–	–	–

Capítulo 58 - Estatísticas Municipais

58.1 - Estatísticas municipais de acidentes do trabalho, por situação do registro e motivo - 2015/2016

(continuação)

MUNICÍPIO	ESTATÍSTICAS DE ACIDENTES DO TRABALHO													
	Total		Com CAT Registrada								Sem CAT Registrada		Óbito	
			Total		Motivo									
					Típico		Trajeto		Doença do Trabalho					
	2015	2016	2015	2016	2015	2016	2015	2016	2015	2016	2015	2016	2015	2016
Iraí	3	3	3	3	2	2	1	1	–	–	–	–	–	–
Itaara	5	3	5	3	4	3	1	–	–	–	–	–	–	–
Itacurubi	2	2	2	2	2	2	–	–	–	–	–	–	–	–
Itapuca	–	1	–	1	–	1	–	–	–	–	–	–	–	–
Itaqui	81	80	63	62	53	54	10	7	–	1	18	18	1	1
Itati	4	–	4	–	4	–	–	–	–	–	–	–	1	–
Ivorá	4	–	4	–	3	–	1	–	–	–	–	–	–	–
Ivoti	102	83	102	83	82	69	20	13	–	1	–	–	1	–
Jacutinga-RS	6	6	6	6	4	4	2	2	–	–	–	–	–	–
Jaguarão	44	48	22	26	20	24	2	1	–	1	22	22	–	–
Jaguari	6	2	6	2	6	2	–	–	–	–	–	–	–	–
Jaquirana	4	6	4	6	4	6	–	–	–	–	–	–	–	–
Jari	2	4	2	4	2	1	–	3	–	–	–	–	–	–
Jóia	2	2	2	2	2	1	–	1	–	–	–	–	–	–
Júlio de Castilhos	123	103	93	77	90	74	3	2	–	1	30	26	–	–
Lagoão	1	–	1	–	1	–	–	–	–	–	–	–	–	–
Lagoa dos Três Cantos	3	1	3	1	3	1	–	–	–	–	–	–	1	–
Lagoa Vermelha	398	373	98	92	91	82	7	10	–	–	300	281	–	1
Lajeado-RS	620	693	547	593	436	479	104	84	7	30	73	100	3	3
Lajeado do Bugre	–	1	–	1	–	1	–	–	–	–	–	–	–	–
Lavras do Sul	4	3	4	3	2	3	2	–	–	–	–	–	–	–
Liberato Salzano	–	2	–	2	–	1	–	1	–	–	–	–	–	–
Lindolfo Collor	19	12	19	12	17	11	2	1	–	–	–	–	–	–
Linha Nova	1	3	1	3	–	3	1	–	–	–	–	–	–	–
Machadinho	6	2	6	2	6	1	–	1	–	–	–	–	–	–
Maçambara	7	5	7	5	7	3	–	2	–	–	–	–	–	–
Mampituba	1	1	1	1	–	1	1	–	–	–	–	–	–	–
Manoel Viana	7	10	7	10	6	8	1	–	–	2	–	–	–	–
Maquiné	7	6	7	6	6	2	1	4	–	–	–	–	–	–
Maratá	1	6	1	6	1	5	–	1	–	–	–	–	–	–
Marau	276	266	189	186	164	149	18	25	7	12	87	80	2	–
Marcelino Ramos	7	8	7	8	6	7	1	1	–	–	–	–	–	–
Mariana Pimentel	1	4	1	4	1	4	–	–	–	–	–	–	–	–
Mariano Moro	2	–	2	–	2	–	–	–	–	–	–	–	–	–
Marques de Souza	11	8	11	8	9	6	2	2	–	–	–	–	2	–
Mata	1	1	1	1	–	1	1	–	–	–	–	–	–	–
Mato Castelhano	7	1	7	1	6	1	1	–	–	–	–	–	–	–
Mato Leitão	14	17	14	17	13	14	1	2	–	1	–	–	–	–
Mato Queimado	–	1	–	1	–	–	–	1	–	–	–	–	–	–
Maximiliano de Almeida	10	1	10	1	9	1	1	–	–	–	–	–	–	–
Minas do Leão	29	27	29	27	25	24	2	3	2	–	–	–	–	–
Miraguaí	28	8	28	8	26	8	2	–	–	–	–	–	–	–
Montauri	5	2	5	2	5	2	–	–	–	–	–	–	–	–
Monte Alegre dos Campos	–	2	–	2	–	2	–	–	–	–	–	–	–	–
Monte Belo do Sul	9	15	9	15	8	14	1	1	–	–	–	–	–	–
Montenegro	406	302	361	274	292	216	62	52	7	6	45	28	2	1
Mormaço	5	2	5	2	5	2	–	–	–	–	–	–	–	–
Morrinhos do Sul	–	1	–	1	–	1	–	–	–	–	–	–	–	–
Morro Redondo	1	2	1	2	1	2	–	–	–	–	–	–	–	–
Morro Reuter	17	21	17	21	17	19	–	2	–	–	–	–	–	–
Mostardas	10	10	10	10	10	7	–	3	–	–	–	–	–	–
Muçum	8	15	8	15	7	13	1	2	–	–	–	–	–	–
Muitos Capões	9	11	9	11	9	11	–	–	–	–	–	–	–	–
Muliterno	1	1	1	1	–	1	1	–	–	–	–	–	–	–
Não-Me-Toque	198	186	198	186	181	175	3	3	14	8	–	–	–	–
Nonoai	18	11	18	11	16	10	2	1	–	–	–	–	–	2
Nova Alvorada	–	3	–	3	–	3	–	–	–	–	–	–	–	–
Nova Araçá	71	83	71	83	65	69	2	7	4	7	–	–	–	1
Nova Bassano	58	45	58	45	57	42	1	3	–	–	–	–	1	–
Nova Boa Vista	–	3	–	3	–	3	–	–	–	–	–	–	–	–
Nova Bréscia	6	2	6	2	1	2	5	–	–	–	–	–	–	–
Nova Candelária	3	3	3	3	3	2	–	1	–	–	–	–	–	–
Nova Esperança do Sul	32	26	32	26	31	25	1	1	–	–	–	–	1	–
Nova Hartz	39	45	39	45	30	35	9	10	–	–	–	–	1	–
Nova Pádua	2	5	2	5	–	5	2	–	–	–	–	–	–	–
Nova Palma	7	7	7	7	6	6	1	1	–	–	–	–	–	–
Nova Petrópolis	78	91	78	91	66	75	10	15	2	1	–	–	1	–

Capítulo 58 - Estatísticas Municipais

58.1 - Estatísticas municipais de acidentes do trabalho, por situação do registro e motivo - 2015/2016

(continuação)

MUNICÍPIO	ESTATÍSTICAS DE ACIDENTES DO TRABALHO													
	Total		Com CAT Registrada								Sem CAT Registrada		Óbito	
			Total		Motivo									
					Típico		Trajeto		Doença do Trabalho					
	2015	2016	2015	2016	2015	2016	2015	2016	2015	2016	2015	2016	2015	2016
Nova Prata	198	159	78	60	63	47	15	12	–	1	120	99	1	–
Nova Roma do Sul	5	15	5	15	5	15	–	–	–	–	–	–	–	–
Nova Santa Rita-RS	86	97	86	97	58	71	21	21	7	5	–	–	–	1
Novo Cabrais	–	2	–	2	–	2	–	–	–	–	–	–	–	–
Novo Hamburgo	987	993	883	843	671	617	197	216	15	10	104	150	2	2
Novo Machado	1	3	1	3	1	3	–	–	–	–	–	–	–	–
Novo Xingu	1	–	1	–	1	–	–	–	–	–	–	–	–	–
Novo Barreiro	–	1	–	1	–	1	–	–	–	–	–	–	–	–
Osório	243	354	92	116	76	81	15	33	1	2	151	238	1	1
Paim Filho	1	1	1	1	1	1	–	–	–	–	–	–	–	–
Palmares do Sul	24	25	24	25	23	20	1	5	–	–	–	–	–	–
Palmeira das Missões	213	138	25	27	17	19	7	7	1	1	188	111	–	1
Palmitinho	2	2	2	2	2	2	–	–	–	–	–	–	–	–
Panambi	299	267	242	229	216	208	18	17	8	4	57	38	2	1
Pântano Grande	21	22	21	22	17	21	4	1	–	–	–	–	1	1
Paraí	21	20	21	20	21	19	–	1	–	–	–	–	–	–
Paraíso do Sul	4	1	4	1	3	1	1	–	–	–	–	–	–	–
Pareci Novo	5	6	5	6	4	5	1	1	–	–	–	–	2	–
Parobé	75	61	75	61	57	49	18	12	–	–	–	–	1	1
Passo do Sobrado	3	7	3	7	3	6	–	1	–	–	–	–	1	1
Passo Fundo	1.642	1.488	1.372	1.203	1.182	1.006	162	185	28	12	270	285	4	5
Paulo Bento	29	25	29	25	28	20	1	5	–	–	–	–	–	–
Paverama	13	11	13	11	9	5	4	6	–	–	–	–	–	–
Pedras Altas	3	–	3	–	3	–	–	–	–	–	–	–	–	–
Pedro Osório	2	5	2	5	2	4	–	1	–	–	–	–	–	–
Pejuçara	7	2	7	2	6	2	1	–	–	–	–	–	–	–
Pelotas	583	644	436	479	331	355	92	113	13	11	147	165	2	2
Picada Café	28	23	28	23	26	23	2	–	–	–	–	–	–	–
Pinhal	9	3	9	3	7	3	2	–	–	–	–	–	–	–
Pinhal da Serra	–	2	–	2	–	2	–	–	–	–	–	–	–	–
Pinhal Grande	4	2	4	2	3	–	1	2	–	–	–	–	–	–
Pinheirinho do Vale	5	3	5	3	3	2	2	1	–	–	–	–	–	–
Pinheiro Machado	5	6	5	6	5	5	–	1	–	–	–	–	–	–
Pinto Bandeira	–	2	–	2	–	1	–	1	–	–	–	–	–	–
Pirapó	–	2	–	2	–	2	–	–	–	–	–	–	–	–
Piratini	20	18	20	18	18	17	2	1	–	–	–	–	1	–
Planalto-RS	7	21	7	21	6	20	1	1	–	–	–	–	–	–
Poço das Antas	29	61	29	61	29	59	–	1	–	1	–	–	–	–
Pontão	9	1	9	1	5	1	4	–	–	–	–	–	–	–
Portão	100	98	100	98	83	87	16	11	1	–	–	–	–	1
Porto Alegre	11.516	11.266	9.731	9.660	7.485	7.479	1.833	1.796	413	385	1.785	1.606	11	9
Porto Lucena	125	147	7	3	3	2	4	–	–	1	118	144	–	–
Porto Vera Cruz	1	–	1	–	1	–	–	–	–	–	–	–	–	–
Porto Xavier	1	2	1	2	–	2	1	–	–	–	–	–	–	–
Pouso Novo	4	5	4	5	3	4	1	1	–	–	–	–	–	1
Presidente Lucena	21	25	21	25	21	24	–	1	–	–	–	–	–	–
Progresso	4	4	4	4	4	4	–	–	–	–	–	–	–	–
Protásio Alves	4	–	4	–	4	–	–	–	–	–	–	–	–	–
Putinga	2	2	2	2	2	2	–	–	–	–	–	–	–	–
Quaraí	18	26	18	26	12	14	6	12	–	–	–	–	–	–
Quatro Irmãos	2	4	2	4	2	4	–	–	–	–	–	–	1	–
Quevedos	2	1	2	1	1	–	1	1	–	–	–	–	–	–
Quinze de Novembro	8	12	8	12	7	11	1	1	–	–	–	–	–	–
Redentora	–	1	–	1	–	1	–	–	–	–	–	–	–	–
Relvado	1	–	1	–	1	–	–	–	–	–	–	–	–	–
Restinga Seca	7	15	7	15	4	10	3	4	–	1	–	–	1	1
Rio dos Índios	1	2	1	2	1	2	–	–	–	–	–	–	–	–
Rio Grande	1.057	1.004	942	847	740	646	178	183	24	18	115	157	4	5
Rio Pardo	134	145	46	25	33	22	13	3	–	–	88	120	1	–
Riozinho	9	5	9	5	8	4	1	1	–	–	–	–	–	–
Roca Sales	29	27	29	27	26	24	3	3	–	–	–	–	1	–
Rodeio Bonito	6	17	6	17	6	17	–	–	–	–	–	–	–	–
Rolador	–	1	–	1	–	1	–	–	–	–	–	–	–	–
Rolante	28	24	28	24	22	14	6	9	–	1	–	–	–	–
Ronda Alta	3	3	3	3	3	3	–	–	–	–	–	–	–	–
Rondinha	3	4	3	4	3	4	–	–	–	–	–	–	1	–
Roque Gonzales	3	4	3	4	1	3	2	1	–	–	–	–	–	–

Capítulo 58 - Estatísticas Municipais

58.1 - Estatísticas municipais de acidentes do trabalho, por situação do registro e motivo - 2015/2016

(continuação)

MUNICÍPIO	ESTATÍSTICAS DE ACIDENTES DO TRABALHO													
	Total		Com CAT Registrada								Sem CAT Registrada		Óbito	
			Total		Motivo									
					Típico		Trajeto		Doença do Trabalho					
	2015	2016	2015	2016	2015	2016	2015	2016	2015	2016	2015	2016	2015	2016
Rosário do Sul	137	149	97	93	79	77	17	16	1	–	40	56	–	1
Sagrada Família	1	1	1	1	–	1	1	–	–	–	–	–	–	–
Saldanha Marinho	1	5	1	5	1	5	–	–	–	–	–	–	–	–
Salto do Jacuí	6	5	6	5	5	3	1	2	–	–	–	–	–	–
Salvador das Missões	1	3	1	3	1	3	–	–	–	–	–	–	–	–
Salvador do Sul	26	44	26	44	26	41	–	3	–	–	–	–	–	–
Sananduva	98	82	98	82	91	66	7	9	–	7	–	–	–	–
Santa Bárbara do Sul	4	8	4	8	4	7	–	1	–	–	–	–	–	1
Santa Cecília do Sul	3	2	3	2	2	1	1	1	–	–	–	–	–	–
Santa Clara do Sul	16	15	16	15	15	12	1	3	–	–	–	–	–	–
Santa Cruz do Sul	579	500	505	426	379	323	118	95	8	8	74	74	3	4
Santa Maria-RS	1.067	1.068	829	834	660	637	162	185	7	12	238	234	3	3
Santa Maria do Herval	6	7	6	7	6	7	–	–	–	–	–	–	–	1
Santa Margarida do Sul	5	6	5	6	3	5	2	1	–	–	–	–	1	–
Santana da Boa Vista	3	3	3	3	3	2	–	1	–	–	–	–	–	–
Santana do Livramento	169	156	67	68	45	50	21	18	1	–	102	88	–	–
Santa Rosa	796	743	464	403	401	343	49	59	14	1	332	340	1	1
Santa Tereza	1	1	1	1	1	1	–	–	–	–	–	–	–	–
Santa Vitória do Palmar	62	116	46	58	40	47	6	11	–	–	16	58	–	–
Santiago	160	148	54	74	42	61	11	13	1	–	106	74	–	1
Santo Ângelo	370	412	282	340	247	274	33	62	2	4	88	72	1	1
Santo Antônio do Palma	1	4	1	4	–	4	1	–	–	–	–	–	–	–
Santo Antônio da Patrulha	198	125	96	86	85	67	9	19	2	–	102	39	–	–
Santo Antônio das Missões	8	9	8	9	6	7	2	2	–	–	–	–	–	–
Santo Antônio do Planalto	2	1	2	1	2	–	–	1	–	–	–	–	–	–
Santo Augusto	10	15	10	15	9	15	1	–	–	–	–	–	–	–
Santo Cristo	22	21	22	21	19	17	3	4	–	–	–	–	1	–
Santo Expedito do Sul	1	2	1	2	–	1	1	1	–	–	–	–	–	1
São Borja	114	119	100	102	84	86	14	16	2	–	14	17	–	2
São Domingos do Sul	1	6	1	6	1	6	–	–	–	–	–	–	–	–
São Francisco de Assis	14	9	14	9	12	9	1	–	1	–	–	–	–	–
São Francisco de Paula-RS	50	55	50	55	44	51	5	3	1	1	–	–	1	–
São Gabriel-RS	503	408	271	219	215	184	23	20	33	15	232	189	1	4
São Jerônimo	70	76	25	32	19	24	5	8	1	–	45	44	–	–
São João da Urtiga	–	2	–	2	–	1	–	–	–	1	–	–	–	–
São João do Polêsine	1	1	1	1	1	–	–	1	–	–	–	–	–	–
São Jorge	4	1	4	1	4	1	–	–	–	–	–	–	–	–
São José das Missões	–	1	–	1	–	1	–	–	–	–	–	–	–	–
São José do Herval	4	1	4	1	4	1	–	–	–	–	–	–	–	–
São José do Hortêncio	3	2	3	2	3	1	–	1	–	–	–	–	1	–
São José do Inhacorá	2	2	2	2	1	1	1	1	–	–	–	–	–	–
São José do Norte	75	73	75	73	63	55	5	11	7	7	–	–	–	–
São José do Ouro	9	11	9	11	7	10	2	1	–	–	–	–	–	–
São José do Sul	4	5	4	5	4	4	–	1	–	–	–	–	–	–
São José dos Ausentes	3	8	3	8	3	8	–	–	–	–	–	–	–	–
São Leopoldo	927	913	830	846	645	650	169	169	16	27	97	67	2	3
São Lourenço do Sul	154	118	33	37	30	27	2	10	1	–	121	81	–	1
São Luiz Gonzaga	121	86	84	75	70	59	14	15	–	1	37	11	2	1
São Marcos	135	119	135	119	128	112	7	7	–	–	–	–	–	–
São Martinho-RS	3	1	3	1	2	–	–	1	1	–	–	–	–	–
São Martinho da Serra	–	1	–	1	–	1	–	–	–	–	–	–	–	–
São Miguel das Missões	5	8	5	8	4	8	1	–	–	–	–	–	–	–
São Nicolau	–	2	–	2	–	2	–	–	–	–	–	–	–	–
São Paulo das Missões	–	2	–	2	–	2	–	–	–	–	–	–	–	–
São Pedro da Serra	4	2	4	2	4	1	–	1	–	–	–	–	–	–
São Pedro das Missões	2	–	2	–	–	–	2	–	–	–	–	–	–	–
São Pedro do Butiá	2	2	2	2	2	2	–	–	–	–	–	–	–	–
São Pedro do Sul	9	9	9	9	7	8	2	1	–	–	–	–	–	–
São Sebastião do Caí	295	174	277	145	251	135	22	8	4	2	18	29	–	–
São Sepé	36	19	36	19	30	15	6	4	–	–	–	–	–	–
São Valentim	3	3	3	3	3	2	–	1	–	–	–	–	–	–
São Valentim do Sul	3	5	3	5	1	4	2	–	–	1	–	–	–	–
São Vendelino	2	1	2	1	2	–	–	1	–	–	–	–	–	–
São Vicente do Sul	4	11	4	11	4	11	–	–	–	–	–	–	–	1
Sapiranga	251	217	215	195	150	132	62	62	3	1	36	22	–	1
Sapucaia do Sul	404	423	404	423	292	296	104	122	8	5	–	–	1	2
Sarandi-RS	344	264	127	101	108	88	11	6	8	7	217	163	–	–

Capítulo 58 - Estatísticas Municipais

58.1 - Estatísticas municipais de acidentes do trabalho, por situação do registro e motivo - 2015/2016

(continuação)

MUNICÍPIO	ESTATÍSTICAS DE ACIDENTES DO TRABALHO													
	Total		Com CAT Registrada								Sem CAT Registrada		Óbito	
			Total		Motivo									
					Típico		Trajeto		Doença do Trabalho					
	2015	2016	2015	2016	2015	2016	2015	2016	2015	2016	2015	2016	2015	2016
Seberi	15	20	15	20	13	19	2	1	–	–	–	–	2	–
Sede Nova	3	1	3	1	2	1	1	–	–	–	–	–	–	–
Segredo	2	1	2	1	2	1	–	–	–	–	–	–	–	–
Selbach	7	7	7	7	6	5	1	2	–	–	–	–	–	1
Senador Salgado Filho	3	1	3	1	2	1	1	–	–	–	–	–	–	–
Sentinela do Sul	2	3	2	3	2	3	–	–	–	–	–	–	–	–
Serafina Corrêa	56	53	39	30	35	25	4	4	–	1	17	23	–	–
Sério	–	3	–	3	–	1	–	2	–	–	–	–	–	–
Sertão	4	2	4	2	3	2	1	–	–	–	–	–	–	–
Sertão Santana	3	7	3	7	3	6	–	1	–	–	–	–	–	–
Sete de Setembro	1	–	1	–	1	–	–	–	–	–	–	–	–	–
Severiano de Almeida	2	9	2	9	2	7	–	2	–	–	–	–	–	2
Silveira Martins	1	–	1	–	1	–	–	–	–	–	–	–	–	–
Sinimbu	5	4	5	4	4	1	1	3	–	–	–	–	–	–
Sobradinho-RS	222	136	21	19	16	15	5	3	–	1	201	117	–	–
Soledade-RS	167	148	34	27	27	20	7	6	–	1	133	121	–	–
Tabaí	5	4	5	4	3	1	2	3	–	–	–	–	–	–
Tapejara-RS	83	118	83	118	76	112	6	6	1	–	–	–	–	1
Tapera	15	20	15	20	14	16	1	4	–	–	–	–	–	–
Tapes	33	40	9	4	8	4	1	–	–	–	24	36	–	–
Taquara	237	207	116	90	66	71	48	19	2	–	121	117	–	1
Taquari	73	73	57	48	43	34	14	14	–	–	16	25	–	1
Taquaruçu do Sul	2	–	2	–	1	–	1	–	–	–	–	–	–	–
Tavares-RS	3	–	3	–	1	–	2	–	–	–	–	–	–	1
Tenente Portela	11	22	11	22	10	19	1	2	–	1	–	–	–	–
Terra de Areia	9	9	9	9	7	7	2	2	–	–	–	–	–	2
Teutônia	163	236	127	156	98	118	29	36	–	2	36	80	–	1
Tio Hugo	1	2	1	2	–	2	1	–	–	–	–	–	–	–
Tiradentes do Sul	1	1	1	1	1	1	–	–	–	–	–	–	–	–
Toropi	2	–	2	–	1	–	1	–	–	–	–	–	–	–
Torres	97	160	77	124	65	93	10	28	2	3	20	36	–	–
Tramandaí	131	116	131	116	116	93	13	22	2	1	–	–	–	1
Travesseiro	2	4	2	4	2	4	–	–	–	–	–	–	–	–
Três Arroios	2	4	2	4	2	3	–	1	–	–	–	–	–	–
Três Cachoeiras	14	27	14	27	13	20	1	7	–	–	–	–	–	1
Três Coroas	70	64	70	64	50	39	19	25	1	–	–	–	1	–
Três de Maio	153	165	62	56	50	45	12	10	–	1	91	109	–	1
Três Forquilhas	2	–	2	–	2	–	–	–	–	–	–	–	2	–
Três Palmeiras	2	1	2	1	2	1	–	–	–	–	–	–	–	–
Três Passos	233	280	72	63	65	52	6	10	1	1	161	217	–	–
Trindade do Sul	12	14	12	14	12	11	–	3	–	–	–	–	–	–
Triunfo-RS	103	112	103	112	87	100	15	10	1	2	–	–	2	–
Tucunduva	7	6	7	6	7	3	–	3	–	–	–	–	–	–
Tupanciretã	44	24	30	15	24	14	6	1	–	–	14	9	1	–
Tupandi	19	10	19	10	17	7	2	3	–	–	–	–	–	–
Tuparendi	10	11	10	11	8	8	2	3	–	–	–	–	–	–
Turuçu	2	1	2	1	2	–	–	1	–	–	–	–	–	–
Ubiretama	–	1	–	1	–	1	–	–	–	–	–	–	–	–
Unistalda	1	2	1	2	1	2	–	–	–	–	–	–	–	–
Uruguaiana	399	426	251	253	187	184	54	60	10	9	148	173	2	1
Vacaria	392	342	172	164	157	148	14	16	1	–	220	178	1	1
Vale Verde	1	–	1	–	1	–	–	–	–	–	–	–	–	–
Vale do Sol	5	3	5	3	4	2	1	1	–	–	–	–	–	–
Vale Real	16	13	16	13	11	13	5	–	–	–	–	–	–	–
Venâncio Aires	602	538	432	406	363	341	59	56	10	9	170	132	2	1
Vera Cruz-RS	40	27	40	27	21	14	17	13	2	–	–	–	–	1
Veranópolis	159	157	96	116	84	106	10	10	2	–	63	41	–	–
Vespasiano Correa	–	5	–	5	–	4	–	–	–	1	–	–	–	–
Viadutos	3	3	3	3	3	3	–	–	–	–	–	–	–	–
Viamão	477	429	344	293	242	181	96	109	6	3	133	136	1	–
Vicente Dutra	–	2	–	2	–	1	–	1	–	–	–	–	–	1
Victor Graeff	4	4	4	4	4	4	–	–	–	–	–	–	–	–
Vila Flores	9	7	9	7	9	4	–	2	–	1	–	–	–	–
Vila Lângaro	6	5	6	5	6	4	–	–	–	1	–	–	–	–
Vila Maria	11	12	11	12	10	11	1	1	–	–	–	–	1	1
Vila Nova do Sul	5	3	5	3	4	2	1	1	–	–	–	–	–	–
Vista Alegre	–	1	–	1	–	1	–	–	–	–	–	–	–	–

Capítulo 58 - Estatísticas Municipais

58.1 - Estatísticas municipais de acidentes do trabalho, por situação do registro e motivo - 2015/2016

(continuação)

MUNICÍPIO	ESTATÍSTICAS DE ACIDENTES DO TRABALHO													
	Total		Com CAT Registrada								Sem CAT Registrada		Óbito	
			Total		Motivo									
					Típico		Trajeto		Doença do Trabalho					
	2015	2016	2015	2016	2015	2016	2015	2016	2015	2016	2015	2016	2015	2016
Vista Alegre do Prata	1	–	1	–	1	–	–	–	–	–	–	–	–	–
Vista Gaúcha	2	1	2	1	2	–	–	1	–	–	–	–	–	–
Vitória das Missões	–	2	–	2	–	1	–	1	–	–	–	–	–	–
Westfália	47	41	47	41	44	38	2	1	1	2	–	–	–	–
Xangri-lá	32	32	32	32	24	26	7	6	1	–	–	–	–	–
Ignorado RGS	62	59	10	8	6	4	4	4	–	–	52	51	–	–
Mato Grosso do Sul	**9.930**	**9.546**	**7.933**	**8.015**	**6.158**	**6.278**	**1.571**	**1.585**	**204**	**152**	**1.997**	**1.531**	**44**	**32**
Água Clara	82	74	82	74	60	68	21	6	1	–	–	–	2	–
Alcinópolis	8	10	8	10	8	8	–	2	–	–	–	–	–	–
Amambaí	100	46	32	36	19	26	13	9	–	1	68	10	–	–
Anastácio	67	69	29	55	26	48	3	6	–	1	38	14	1	–
Anaurilândia	9	10	9	10	8	8	1	2	–	–	–	–	–	–
Angélica	144	292	144	292	140	287	4	5	–	–	–	–	–	1
Antônio João	–	5	–	5	–	4	–	1	–	–	–	–	–	–
Aparecida do Taboado	174	152	151	148	122	125	29	23	–	–	23	4	1	3
Aquidauana	144	94	76	70	65	59	8	8	3	3	68	24	–	–
Aral Moreira	10	7	10	7	6	6	4	1	–	–	–	–	1	–
Bandeirantes-MS	18	16	18	16	13	16	4	–	1	–	–	–	–	–
Bataguassu	338	427	292	332	257	291	11	13	24	28	46	95	2	–
Bataiporã	39	16	39	16	36	13	3	3	–	–	–	–	–	–
Bela Vista	42	25	33	17	30	16	3	1	–	–	9	8	–	–
Bodoquena	7	14	7	14	7	10	–	4	–	–	–	–	–	–
Bonito-MS	53	55	26	31	21	24	4	7	1	–	27	24	–	2
Brasilândia	57	65	51	55	44	51	6	4	1	–	6	10	1	1
Caarapó	100	72	97	72	91	69	6	3	–	–	3	–	1	1
Camapuã	37	24	37	24	33	20	3	4	1	–	–	–	–	–
Campo Grande-MS	3.791	3.640	2.991	3.037	2.096	2.144	809	829	86	64	800	603	10	6
Caracol-MS	9	7	9	7	9	6	–	1	–	–	–	–	–	–
Cassilândia	91	79	63	71	52	61	11	10	–	–	28	8	2	1
Chapadão do Sul	112	60	112	60	92	54	18	4	2	2	–	–	2	1
Corguinho	11	7	11	7	11	7	–	–	–	–	–	–	–	–
Coronel Sapucaia	2	3	2	3	1	2	1	1	–	–	–	–	–	–
Corumbá	217	223	168	183	135	151	29	28	4	4	49	40	1	1
Costa Rica	106	102	78	75	58	61	20	13	–	1	28	27	1	–
Coxim	136	122	49	49	45	43	3	6	1	–	87	73	–	–
Deodápolis	18	8	18	7	16	7	2	–	–	–	–	1	–	–
Dois Irmãos do Buriti	32	31	32	31	29	31	3	–	–	–	–	–	–	–
Douradina-MS	7	4	7	4	5	4	2	–	–	–	–	–	–	–
Dourados	870	838	764	758	536	533	183	215	45	10	106	80	3	3
Eldorado-MS	17	11	17	11	15	9	2	2	–	–	–	–	1	–
Fátima do Sul	34	30	28	25	25	23	2	–	1	2	6	5	2	–
Glória de Dourados	4	4	4	4	1	4	2	–	1	–	–	–	–	–
Guia Lopes da Laguna	5	15	5	15	4	12	1	2	–	1	–	–	1	–
Iguatemi	86	62	33	17	31	14	2	3	–	–	53	45	–	–
Inocência	21	24	21	24	18	22	3	2	–	–	–	–	–	–
Itaporã	25	18	25	18	22	15	3	2	–	1	–	–	–	–
Itaquiraí	70	42	70	42	63	39	7	3	–	–	–	–	–	–
Ivinhema	102	31	95	24	86	17	8	7	1	–	7	7	–	–
Jaraguari	13	14	13	14	12	11	1	2	–	1	–	–	–	–
Jardim-MS	53	39	23	22	17	18	6	4	–	–	30	17	–	–
Jateí	4	5	4	5	4	4	–	1	–	–	–	–	–	–
Juti	10	8	10	8	9	8	1	–	–	–	–	–	1	–
Ladário	10	8	10	8	10	6	–	2	–	–	–	–	1	–
Laguna Carapã	12	10	12	10	9	7	3	3	–	–	–	–	–	–
Maracaju	134	133	128	127	115	104	13	19	–	4	6	6	1	1
Miranda	55	74	45	54	45	48	–	4	–	2	10	20	–	–
Mundo Novo-MS	22	22	14	12	11	9	3	3	–	–	8	10	–	–
Naviraí	311	269	114	124	95	96	19	26	–	2	197	145	1	1
Nioaque	8	17	8	17	8	17	–	–	–	–	–	–	–	–
Nova Alvorada do Sul	57	56	57	56	46	48	11	8	–	–	–	–	–	2
Nova Andradina	112	132	102	123	79	106	23	16	–	1	10	9	1	1
Novo Horizonte do Sul	6	12	6	12	5	10	1	2	–	–	–	–	–	–
Paranaíba	133	101	113	95	82	67	31	27	–	1	20	6	1	1
Paranhos	4	3	4	3	3	1	1	2	–	–	–	–	–	–
Pedro Gomes	6	7	6	7	4	4	2	2	–	1	–	–	–	–
Ponta Porã	120	108	91	93	67	68	24	25	–	–	29	15	1	1

Capítulo 58 - Estatísticas Municipais

58.1 - Estatísticas municipais de acidentes do trabalho, por situação do registro e motivo - 2015/2016

(continuação)

MUNICÍPIO	ESTATÍSTICAS DE ACIDENTES DO TRABALHO													
	Total		Com CAT Registrada								Sem CAT Registrada		Óbito	
			Total		Motivo									
					Típico		Trajeto		Doença do Trabalho					
	2015	2016	2015	2016	2015	2016	2015	2016	2015	2016	2015	2016	2015	2016
Porto Murtinho	25	23	25	23	25	21	–	2	–	–	–	–	–	1
Ribas do Rio Pardo	67	71	67	71	64	65	3	4	–	2	–	–	–	1
Rio Brilhante	152	168	144	166	129	139	15	27	–	–	8	2	–	–
Rio Negro-MS	6	5	6	5	3	5	2	–	1	–	–	–	–	–
Rio Verde de Mato Grosso	79	55	46	38	35	31	11	7	–	–	33	17	1	1
Rochedo	58	47	58	47	55	43	3	3	–	1	–	–	–	–
Santa Rita do Pardo	23	30	23	30	20	25	3	5	–	–	–	–	–	–
São Gabriel do Oeste	248	222	202	196	181	173	18	14	3	9	46	26	2	–
Sete Quedas	1	6	1	6	1	4	–	2	–	–	–	–	–	–
Selvíria	12	39	12	39	8	20	3	18	1	1	–	–	–	–
Sidrolândia	123	186	99	92	77	75	10	10	12	7	24	94	–	–
Sonora	23	36	23	36	22	33	1	3	–	–	–	–	–	1
Tacuru	–	9	–	9	–	9	–	–	–	–	–	–	–	–
Taquarussu	1	4	1	4	1	3	–	1	–	–	–	–	–	1
Terenos	93	80	93	80	76	72	8	8	9	–	–	–	–	–
Três Lagoas	746	699	622	613	497	511	120	101	5	1	124	86	2	–
Vicentina	3	7	3	7	3	6	–	1	–	–	–	–	–	–
Ignorado Mato Grosso Sul	5	7	5	7	4	3	1	3	–	1	–	–	–	–
Mato Grosso	**12.435**	**11.807**	**10.078**	**9.580**	**8.051**	**7.470**	**1.896**	**1.915**	**131**	**195**	**2.357**	**2.227**	**104**	**112**
Acorizal	6	5	6	5	5	3	1	2	–	–	–	–	–	–
Água Boa-MT	108	114	60	51	47	44	13	7	–	–	48	63	1	–
Alta Floresta	190	174	190	174	155	131	31	36	4	7	–	–	–	1
Alto Araguaia	41	23	34	16	30	12	4	4	–	–	7	7	1	–
Alto Boa Vista	5	6	5	6	4	5	1	1	–	–	–	–	–	–
Alto Garças	19	28	19	28	15	22	3	6	1	–	–	–	1	2
Alto Paraguai	6	2	6	2	3	2	3	–	–	–	–	–	–	–
Alto Taquari	18	21	18	21	16	18	2	3	–	–	–	–	–	1
Apiacás	5	10	5	10	5	10	–	–	–	–	–	–	–	–
Araguaiana	16	10	16	10	14	9	2	1	–	–	–	–	–	1
Araguainha	2	2	2	2	2	1	–	1	–	–	–	–	–	–
Araputanga	51	95	51	95	41	81	7	13	3	1	–	–	–	–
Arenápolis	7	3	7	3	5	–	2	3	–	–	–	–	–	–
Aripuanã	41	33	41	33	26	28	12	3	3	2	–	–	–	–
Barão de Melgaço	6	3	6	3	6	3	–	–	–	–	–	–	1	–
Barra do Bugres	53	49	51	49	47	37	3	10	1	2	2	–	3	1
Barra do Garças	263	289	183	215	146	175	35	39	2	1	80	74	2	3
Bom Jesus do Araguaia	26	26	26	26	24	25	2	1	–	–	–	–	–	1
Brasnorte	97	109	97	109	88	102	8	7	1	–	–	–	1	1
Cáceres	159	195	107	110	71	78	35	30	1	2	52	85	2	1
Campinápolis	8	7	8	7	7	7	1	–	–	–	–	–	–	–
Campo Novo do Parecis	140	143	140	143	122	119	18	23	–	1	–	–	2	3
Campo Verde	223	179	181	169	155	142	25	26	1	1	42	10	4	–
Campos de Júlio	49	49	49	49	47	46	2	2	–	1	–	–	3	–
Canabrava do Norte	9	11	9	11	6	10	3	1	–	–	–	–	–	–
Canarana-MT	37	42	37	42	30	34	6	8	1	–	–	–	–	1
Carlinda	9	10	9	10	6	8	3	1	–	1	–	–	–	–
Castanheira	10	11	10	11	6	10	4	1	–	–	–	–	–	2
Chapada dos Guimarães	11	14	11	14	8	14	2	–	1	–	–	–	–	–
Cláudia	24	22	24	22	22	20	2	2	–	–	–	–	–	1
Cocalinho	8	16	8	16	7	15	1	1	–	–	–	–	–	2
Colíder	103	89	103	89	93	73	10	14	–	2	–	–	3	1
Colniza	29	27	29	27	23	23	6	4	–	–	–	–	–	–
Comodoro	36	31	36	31	29	20	6	11	1	–	–	–	1	2
Confresa	114	117	38	33	32	25	5	8	1	–	76	84	1	–
Conquista d'Oeste	8	8	8	8	8	6	–	2	–	–	–	–	–	–
Cotriguaçu	10	6	10	6	7	5	3	1	–	–	–	–	–	–
Cuiabá	2.391	2.104	1.898	1.753	1.407	1.294	458	424	33	35	493	351	7	11
Curvelândia	3	4	3	4	1	4	2	–	–	–	–	–	–	–
Denise	5	3	5	3	3	1	2	2	–	–	–	–	–	–
Diamantino	175	140	159	135	139	114	18	19	2	2	16	5	2	–
Dom Aquino	23	15	23	15	19	13	4	1	–	1	–	–	–	–
Feliz Natal	7	16	7	16	4	14	3	2	–	–	–	–	–	1
Figueirópolis d'Oeste	7	4	7	4	7	4	–	–	–	–	–	–	–	–
Gaúcha do Norte	13	12	13	12	12	10	–	2	1	–	–	–	–	–
General Carneiro-MT	13	14	13	14	12	13	1	1	–	–	–	–	1	–
Glória d'Oeste	2	5	2	5	1	4	1	1	–	–	–	–	–	–

Capítulo 58 - Estatísticas Municipais

58.1 - Estatísticas municipais de acidentes do trabalho, por situação do registro e motivo - 2015/2016

(continuação)

MUNICÍPIO	ESTATÍSTICAS DE ACIDENTES DO TRABALHO													
	Total		Com CAT Registrada								Sem CAT Registrada		Óbito	
			Total		Motivo									
					Típico		Trajeto		Doença do Trabalho					
	2015	2016	2015	2016	2015	2016	2015	2016	2015	2016	2015	2016	2015	2016
Guarantã do Norte	125	53	125	53	110	43	13	9	2	1	–	–	1	1
Guiratinga	17	16	17	16	15	13	2	3	–	–	–	–	–	–
Indiavaí	4	3	4	3	4	2	–	1	–	–	–	–	–	–
Itaúba	27	12	27	12	25	10	2	2	–	–	–	–	–	–
Itiquira	58	44	58	44	50	39	6	4	2	1	–	–	–	–
Jaciara	206	194	147	115	135	103	12	12	–	–	59	79	2	2
Jangada	26	16	26	16	19	13	7	3	–	–	–	–	1	2
Jauru	9	3	9	3	8	3	1	–	–	–	–	–	–	–
Juara	129	139	129	139	104	108	25	29	–	2	–	–	2	1
Juína	140	136	140	136	112	98	26	38	2	–	–	–	2	2
Juruena	22	16	22	16	21	12	1	4	–	–	–	–	–	–
Juscimeira	14	21	14	21	12	16	1	4	1	1	–	–	1	–
Lambari d'Oeste	8	9	8	9	7	9	1	–	–	–	–	–	–	–
Lucas do Rio Verde	207	455	207	455	165	356	38	47	4	52	–	–	3	2
Luciara	–	1	–	1	–	1	–	–	–	–	–	–	–	–
Vila Bela da Santíssima Trin	63	58	63	58	59	56	4	2	–	–	–	–	–	1
Marcelândia	19	14	19	14	13	9	5	4	1	1	–	–	1	–
Matupá	64	99	64	99	60	89	4	9	–	1	–	–	–	1
Mirassol d'Oeste	90	78	42	23	33	19	8	4	1	–	48	55	–	–
Nobres	52	42	52	42	47	39	4	3	1	–	–	–	–	–
Nortelândia	6	12	6	12	5	11	1	1	–	–	–	–	–	–
Nossa Senhora do Livramento	10	11	10	11	6	8	4	2	–	1	–	–	–	–
Nova Bandeirantes	16	13	16	13	12	12	4	1	–	–	–	–	–	–
Nova Nazaré	1	–	1	–	1	–	–	–	–	–	–	–	–	–
Nova Lacerda	4	11	4	11	4	11	–	–	–	–	–	–	–	–
Nova Santa Helena	5	6	5	6	4	5	–	1	1	–	–	–	–	–
Nova Brasilândia	4	10	4	10	4	6	–	4	–	–	–	–	–	1
Nova Canaã do Norte	55	57	55	57	42	47	10	8	3	2	–	–	1	–
Nova Mutum	404	277	404	277	360	229	44	46	–	2	–	–	2	5
Nova Olímpia-MT	33	47	33	47	30	38	3	9	–	–	–	–	–	2
Nova Ubiratã	48	55	48	55	47	51	1	4	–	–	–	–	2	–
Nova Xavantina	52	51	40	42	36	33	4	8	–	1	12	9	–	–
Novo Mundo	1	9	1	9	1	5	–	4	–	–	–	–	–	–
Novo Horizonte do Norte	–	3	–	3	–	3	–	–	–	–	–	–	–	–
Novo São Joaquim	22	31	22	31	21	29	1	2	–	–	–	–	–	–
Paranaíta	208	50	208	50	202	41	6	9	–	–	–	–	–	–
Paranatinga	207	204	193	190	165	163	15	8	13	19	14	14	–	2
Novo Santo Antônio-MT	1	1	1	1	1	–	–	1	–	–	–	–	–	–
Pedra Preta-MT	114	108	114	108	110	96	4	12	–	–	–	–	2	2
Peixoto de Azevedo	13	23	13	23	8	12	4	6	1	5	–	–	–	–
Planalto da Serra	4	15	4	15	3	13	1	2	–	–	–	–	1	–
Poconé	22	19	21	19	16	13	5	4	–	2	1	–	–	–
Pontal do Araguaia	2	4	2	4	1	4	1	–	–	–	–	–	–	–
Pontes e Lacerda	137	151	98	134	85	110	13	23	–	1	39	17	1	2
Porto Alegre do Norte	7	13	7	13	6	10	1	3	–	–	–	–	–	1
Porto dos Gaúchos	22	27	22	27	19	26	3	1	–	–	–	–	2	–
Porto Esperidião	23	19	23	19	21	19	2	–	–	–	–	–	–	–
Porto Estrela	2	–	2	–	2	–	–	–	–	–	–	–	–	–
Poxoréo	44	22	41	21	31	19	10	2	–	–	3	1	1	1
Primavera do Leste	227	258	210	232	148	166	60	62	2	4	17	26	2	4
Querência	64	69	64	69	56	65	8	4	–	–	–	–	–	–
São José dos Quatro Marcos	42	27	42	27	35	23	5	4	2	–	–	–	–	1
Ribeirão Cascalheira	9	20	9	20	7	18	2	2	–	–	–	–	–	–
Ribeirãozinho	1	1	1	1	1	1	–	–	–	–	–	–	–	–
Rio Branco-MT	–	1	–	1	–	1	–	–	–	–	–	–	–	–
Santa Carmem	8	12	8	12	8	9	–	3	–	–	–	–	–	–
Santo Afonso	11	4	11	4	8	4	3	–	–	–	–	–	–	–
São José do Povo	1	1	1	1	1	1	–	–	–	–	–	–	–	–
São José do Rio Claro	82	76	82	76	76	67	5	9	1	–	–	–	2	1
São José do Xingu	9	20	9	20	9	18	–	2	–	–	–	–	–	1
São Pedro da Cipa	3	3	3	3	2	3	1	–	–	–	–	–	–	1
Rondolândia	10	10	10	10	10	6	–	3	–	1	–	–	–	–
Rondonópolis	883	826	821	782	542	513	275	259	4	10	62	44	13	7
Rosário Oeste	41	23	11	16	11	15	–	1	–	–	30	7	1	1
Santa Cruz do Xingu	2	4	2	4	1	2	1	2	–	–	–	–	–	–
Salto do Céu	4	3	4	3	4	3	–	–	–	–	–	–	–	–
Santa Rita do Trivelato	15	20	15	20	13	20	2	–	–	–	–	–	–	1

Capítulo 58 - Estatísticas Municipais

58.1 - Estatísticas municipais de acidentes do trabalho, por situação do registro e motivo - 2015/2016

(continuação)

MUNICÍPIO	ESTATÍSTICAS DE ACIDENTES DO TRABALHO													
	Total		Com CAT Registrada								Sem CAT Registrada		Óbito	
			Total		Motivo									
					Típico		Trajeto		Doença do Trabalho					
	2015	2016	2015	2016	2015	2016	2015	2016	2015	2016	2015	2016	2015	2016
Santa Terezinha-MT	2	5	2	5	2	4	–	1	–	–	–	–	–	–
Santo Antônio do Leste	23	13	23	13	21	11	2	2	–	–	–	–	–	–
Santo Antônio do Leverger	60	65	60	65	56	56	3	8	1	1	–	–	–	1
São Félix do Araguaia	23	22	20	20	13	20	6	–	1	–	3	2	1	–
Sapezal	140	131	140	131	128	127	10	4	2	–	–	–	–	2
Serra Nova Dourada	1	2	1	2	1	2	–	–	–	–	–	–	–	–
Sinop	727	533	727	533	573	390	149	137	5	6	–	–	5	3
Sorriso	371	338	371	338	296	269	71	65	4	4	–	–	8	8
Tabaporã	21	18	21	18	20	15	1	3	–	–	–	–	–	–
Tangará da Serra	447	408	389	331	315	243	69	87	5	1	58	77	2	7
Tapurah	43	62	43	62	32	54	11	8	–	–	–	–	–	1
Terra Nova do Norte	13	5	13	5	8	4	4	1	1	–	–	–	1	–
Tesouro	2	5	2	5	2	5	–	–	–	–	–	–	–	–
Torixoréu	7	7	7	7	6	6	1	1	–	–	–	–	–	1
União do Sul	4	7	4	7	4	7	–	–	–	–	–	–	–	–
Vale de São Domingos	1	3	1	3	1	3	–	–	–	–	–	–	–	–
Várzea Grande-MT	662	716	495	532	339	354	146	164	10	14	167	184	3	5
Vera	16	23	16	23	15	18	1	5	–	–	–	–	1	2
Vila Rica	16	13	16	13	14	13	1	–	1	–	–	–	1	–
Nova Guarita	4	1	4	1	4	1	–	–	–	–	–	–	–	–
Nova Marilândia	41	23	41	23	34	20	4	–	3	3	–	–	1	–
Nova Maringá	14	15	14	15	13	10	1	5	–	–	–	–	–	–
Nova Monte Verde	14	13	14	13	12	11	2	2	–	–	–	–	1	–
Ignorado Mato Grosso	1.038	1.047	10	14	5	6	5	8	–	–	1.028	1.033	1	1
Goiás	**15.663**	**15.311**	**13.796**	**13.535**	**10.084**	**9.724**	**3.498**	**3.618**	**214**	**193**	**1.867**	**1.776**	**102**	**111**
Abadia de Goiás	19	13	19	13	18	8	1	5	–	–	–	–	–	–
Abadiânia	13	16	13	16	11	13	1	3	1	–	–	–	–	–
Acreúna	39	46	33	42	31	37	2	5	–	–	6	4	–	–
Adelândia	1	–	1	–	1	–	–	–	–	–	–	–	–	–
Água Fria de Goiás	11	7	11	7	10	6	0	1	1	0	0	0	0	0
Água Limpa	–	3	–	3	–	3	–	–	–	–	–	–	–	–
Águas Lindas de Goiás	55	45	55	45	37	16	16	26	2	3	–	–	1	1
Alexânia	16	19	15	17	13	16	2	1	–	–	1	2	–	–
Aloândia	1	–	1	–	1	–	–	–	–	–	–	–	–	–
Alto Horizonte	35	25	35	25	34	24	1	1	–	–	–	–	–	1
Alto Paraíso de Goiás	8	13	8	13	5	12	3	1	–	–	–	–	–	–
Alvorada do Norte	11	2	11	2	10	2	1	–	–	–	–	–	–	–
Amaralina	3	–	3	–	3	–	–	–	–	–	–	–	–	–
Americano do Brasil	1	11	1	11	1	10	–	1	–	–	–	–	–	–
Amorinópolis	2	1	2	1	1	1	1	–	–	–	–	–	–	–
Anápolis	1.398	1.415	1.334	1.341	1.029	1.024	290	301	15	16	64	74	5	7
Anhangüera	3	2	3	2	2	1	1	1	–	–	–	–	–	–
Anicuns	180	205	65	117	60	107	5	9	–	1	115	88	–	–
Aparecida de Goiânia	1.170	1.151	1.076	1.048	684	636	382	398	10	14	94	103	6	7
Aparecida do Rio Doce	7	2	7	2	5	2	2	–	–	–	–	–	–	–
Aporé	14	17	14	17	12	16	2	1	–	–	–	–	–	–
Aragarças	5	6	5	6	3	4	2	2	–	–	–	–	–	1
Aragoiânia	5	4	5	4	2	3	3	1	–	–	–	–	–	–
Araguapaz	6	6	6	6	5	3	1	3	–	–	–	–	–	–
Arenópolis	7	3	7	3	7	3	–	–	–	–	–	–	–	–
Aruanã	11	11	11	11	7	8	4	3	–	–	–	–	–	–
Aurilândia	–	3	–	3	–	3	–	–	–	–	–	–	–	–
Avelinópolis	4	3	4	3	4	3	–	–	–	–	–	–	–	–
Barro Alto-GO	44	30	44	30	38	24	4	5	2	1	–	–	1	–
Bela Vista de Goiás	35	38	21	38	14	27	7	10	–	1	14	–	1	2
Bom Jardim de Goiás	2	1	2	1	2	1	–	–	–	–	–	–	–	–
Bom Jesus de Goiás	29	15	29	15	23	8	6	6	–	1	–	–	1	1
Bonfinópolis	8	3	8	3	7	1	1	2	–	–	–	–	2	1
Bonópolis	5	4	5	4	4	3	–	1	1	–	–	–	–	–
Brazabrantes	4	3	4	3	4	2	–	–	–	1	–	–	–	–
Britânia	6	3	6	3	4	1	1	1	1	1	–	–	–	1
Buriti Alegre	59	40	59	40	53	34	6	4	–	2	–	–	–	–
Buriti de Goiás	–	1	–	1	–	1	–	–	–	–	–	–	–	–
Buritinópolis	2	–	2	–	–	–	2	–	–	–	–	–	–	–
Cabeceiras	8	8	8	8	7	5	1	2	–	1	–	–	1	–
Cachoeira Alta	27	43	27	43	23	41	4	2	–	–	–	–	–	–

Capítulo 58 - Estatísticas Municipais

58.1 - Estatísticas municipais de acidentes do trabalho, por situação do registro e motivo - 2015/2016

(continuação)

MUNICÍPIO	ESTATÍSTICAS DE ACIDENTES DO TRABALHO													
	Total		Com CAT Registrada								Sem CAT Registrada		Óbito	
			Total		Motivo									
					Típico		Trajeto		Doença do Trabalho					
	2015	2016	2015	2016	2015	2016	2015	2016	2015	2016	2015	2016	2015	2016
Cachoeira de Goiás	2	2	2	2	2	2	–	–	–	–	–	–	–	–
Cachoeira Dourada-GO	18	18	18	18	15	16	3	1	–	1	–	–	–	–
Caçu	32	33	32	33	28	31	4	2	–	–	–	–	–	–
Caiapônia	18	11	18	11	14	7	4	4	–	–	–	–	2	–
Caldas Novas	217	209	198	194	121	125	75	67	2	2	19	15	2	–
Caldazinha	6	3	6	3	5	2	1	–	–	1	–	–	–	–
Campestre de Goiás	9	–	9	–	5	–	4	–	–	–	–	–	–	–
Campinaçu	2	–	2	–	1	–	1	–	–	–	–	–	–	–
Campinorte	7	5	7	5	6	4	1	1	–	–	–	–	1	–
Campo Alegre de Goiás	11	29	11	29	11	18	–	10	–	1	–	–	–	2
Campo Limpo de Goiás	3	4	3	4	1	3	2	1	–	–	–	–	–	–
Campos Belos	4	4	4	4	3	2	1	2	–	–	–	–	–	–
Campos Verdes	–	2	–	2	–	2	–	–	–	–	–	–	–	–
Carmo do Rio Verde	21	22	21	22	20	21	1	1	–	–	–	–	–	1
Castelândia	4	3	4	3	3	3	1	–	–	–	–	–	–	–
Catalão	414	394	338	322	264	261	58	52	16	9	76	72	4	3
Caturaí	1	2	1	2	–	1	1	1	–	–	–	–	–	–
Cavalcante	1	2	1	2	1	1	–	1	–	–	–	–	–	–
Ceres	54	60	25	20	16	16	9	4	–	–	29	40	–	–
Cezarina	9	8	9	8	6	6	3	2	–	–	–	–	–	–
Chapadão do Céu	45	53	45	53	37	48	8	5	–	–	–	–	–	–
Cidade Ocidental	21	25	21	25	14	15	7	10	–	–	–	–	–	–
Cocalzinho de Goiás	4	6	4	6	4	5	–	1	–	–	–	–	–	–
Colinas do Sul	3	–	3	–	1	–	1	–	1	–	–	–	–	–
Córrego do Ouro	2	–	2	–	1	–	1	–	–	–	–	–	–	–
Corumbá de Goiás	3	4	3	4	3	3	–	1	–	–	–	–	–	–
Corumbaíba	31	35	31	35	27	33	3	2	1	–	–	–	1	1
Cristalina	111	96	111	96	90	82	19	12	2	2	–	–	3	3
Cristianópolis	–	5	–	5	–	3	–	2	–	–	–	–	–	–
Crixás	48	38	48	38	37	31	11	7	–	–	–	–	–	–
Cromínia	1	3	1	3	1	2	–	1	–	–	–	–	–	–
Cumari	1	–	1	–	1	–	–	–	–	–	–	–	–	–
Damianópolis	–	1	–	1	–	1	–	–	–	–	–	–	–	–
Damolândia	–	1	–	1	–	1	–	–	–	–	–	–	–	–
Davinópolis-GO	1	3	1	3	1	1	–	2	–	–	–	–	–	–
Diorama	1	1	1	1	–	1	1	–	–	–	–	–	–	–
Doverlândia	11	11	11	11	10	9	1	2	–	–	–	–	–	–
Edealina	14	4	14	4	12	4	2	–	–	–	–	–	–	–
Edéia	33	27	33	27	29	22	4	3	–	2	–	–	1	–
Estrela do Norte-GO	4	1	4	1	4	1	–	–	–	–	–	–	–	–
Faina	7	14	7	14	7	12	–	2	–	–	–	–	–	1
Fazenda Nova	3	4	3	4	3	2	–	2	–	–	–	–	–	–
Firminópolis	5	5	5	5	3	2	2	3	–	–	–	–	1	2
Flores de Goiás	5	8	5	8	5	8	–	–	–	–	–	–	–	–
Formosa	88	103	88	103	65	70	22	32	1	1	–	–	1	2
Formoso-GO	1	2	1	2	1	2	–	–	–	–	–	–	–	–
Gameleira de Goiás	1	1	1	1	1	1	–	–	–	–	–	–	–	–
Divinópolis de Goiás	1	–	1	–	1	–	–	–	–	–	–	–	–	–
Goianápolis	12	8	12	8	10	5	2	2	–	1	–	–	1	–
Goiandira	1	6	1	6	1	5	–	1	–	–	–	–	–	2
Goianésia	298	249	287	239	256	216	28	18	3	5	11	10	2	2
Goiânia	5.016	5.085	4.294	4.495	2.674	2.846	1.555	1.598	65	51	722	590	22	17
Goianira	64	48	46	44	26	26	20	15	–	3	18	4	–	–
Goiás	109	49	104	47	81	34	20	13	3	–	5	2	1	1
Goiatuba	83	128	63	106	52	90	10	14	1	2	20	22	–	1
Gouvelândia	2	4	2	4	2	3	–	–	–	1	–	–	–	–
Guapó	11	8	11	8	8	6	3	2	–	–	–	–	–	–
Guaraíta	2	1	2	1	1	–	1	1	–	–	–	–	–	–
Guarani de Goiás	1	2	1	2	–	2	1	–	–	–	–	–	1	–
Guarinos	–	2	–	2	–	2	–	–	–	–	–	–	–	–
Hidrolândia-GO	40	60	40	60	32	49	8	11	–	–	–	–	1	–
Hidrolina	2	–	2	–	2	–	–	–	–	–	–	–	–	–
Iaciara	10	25	10	25	10	22	–	3	–	–	–	–	–	–
Inaciolândia	4	8	4	8	4	8	–	–	–	–	–	–	–	–
Indiara	43	36	43	36	35	27	7	8	1	1	–	–	1	1
Inhumas	126	125	122	119	100	96	22	23	–	–	4	6	–	1

Capítulo 58 - Estatísticas Municipais

58.1 - Estatísticas municipais de acidentes do trabalho, por situação do registro e motivo - 2015/2016

(continuação)

MUNICÍPIO	ESTATÍSTICAS DE ACIDENTES DO TRABALHO													
	Total		Com CAT Registrada								Sem CAT Registrada		Óbito	
			Total		Motivo									
					Típico		Trajeto		Doença do Trabalho					
	2015	2016	2015	2016	2015	2016	2015	2016	2015	2016	2015	2016	2015	2016
Ipameri	26	39	26	38	24	36	2	2	–	–	–	1	1	–
Ipiranga de Goiás	3	1	3	1	3	1	–	–	–	–	–	–	–	–
Iporá	49	35	25	19	19	11	6	8	–	–	24	16	–	–
Israelândia	5	2	5	2	3	2	2	–	–	–	–	–	–	–
Itaberaí	52	50	51	45	36	37	15	8	–	–	1	5	–	1
Itaguari	–	2	–	2	–	2	–	–	–	–	–	–	–	–
Itaguaru	2	2	2	2	2	2	–	–	–	–	–	–	–	–
Itajá-GO	3	7	3	7	2	7	1	–	–	–	–	–	–	–
Itapaci	44	49	44	49	43	42	1	7	–	–	–	–	–	1
Itapirapuã	5	6	5	6	5	5	–	1	–	–	–	–	–	1
Itapuranga	38	20	38	20	35	14	3	5	–	1	–	–	1	–
Itarumã	4	5	4	5	4	3	–	1	–	1	–	–	–	–
Itauçu	4	9	4	9	3	8	1	1	–	–	–	–	–	–
Itumbiara	394	327	361	306	283	242	74	63	4	1	33	21	3	3
Ivolândia	1	3	1	3	1	2	–	1	–	–	–	–	–	–
Jandaia	99	65	99	65	98	63	1	2	–	–	–	–	–	–
Jaraguá	41	39	40	34	28	17	12	17	–	–	1	5	–	1
Jataí	219	195	199	157	151	104	46	49	2	4	20	38	3	2
Jaupaci	1	1	1	1	–	1	1	–	–	–	–	–	–	–
Jesúpolis	1	–	1	–	1	–	–	–	–	–	–	–	–	–
Joviânia	5	5	5	5	2	5	2	–	1	–	–	–	1	–
Jussara-GO	30	34	30	34	24	29	6	5	–	–	–	–	1	1
Lagoa Santa-GO	3	–	3	–	1	–	2	–	–	–	–	–	–	–
Leopoldo de Bulhões	5	14	5	14	5	14	–	–	–	–	–	–	–	–
Luziânia	152	151	152	151	102	105	42	46	8	–	–	–	1	–
Mairipotaba	2	5	2	5	2	5	–	–	–	–	–	–	–	–
Mambaí	2	1	2	1	1	1	1	–	–	–	–	–	–	–
Mara Rosa	5	7	5	7	4	7	1	–	–	–	–	–	–	1
Marzagão	1	2	1	2	1	2	–	–	–	–	–	–	–	–
Matrinchã	6	3	6	3	5	2	1	1	–	–	–	–	1	–
Maurilândia	11	12	11	12	11	11	–	1	–	–	–	–	1	–
Mimoso de Goiás	2	6	2	6	2	6	–	–	–	–	–	–	–	–
Minaçu	45	37	40	33	31	28	8	5	1	–	5	4	1	–
Mineiros	316	254	287	201	240	165	32	21	15	15	29	53	1	3
Monte Alegre de Goiás	2	1	2	1	2	1	–	–	–	–	–	–	–	–
Montes Claros de Goiás	10	9	10	9	7	7	1	2	2	–	–	–	–	–
Montividiu	30	30	30	30	29	29	1	1	–	–	–	–	–	–
Montividiu do Norte	1	1	1	1	1	1	–	–	–	–	–	–	–	–
Morrinhos-GO	195	180	179	144	149	122	29	22	1	–	16	36	1	–
Mossâmedes	2	2	2	2	–	2	2	–	–	–	–	–	–	–
Mozarlândia	41	88	41	88	39	78	2	3	–	7	–	–	–	–
Mundo Novo-GO	2	3	2	3	1	3	1	–	–	–	–	–	–	–
Mutunópolis	3	2	3	2	3	1	–	1	–	–	–	–	2	–
Nazário	25	16	25	16	24	14	1	2	–	–	–	–	–	–
Nerópolis	48	67	48	67	34	44	14	23	–	–	–	–	1	–
Niquelândia	46	66	33	30	20	25	6	5	7	–	13	36	–	1
Nova América	2	–	2	–	1	–	1	–	–	–	–	–	–	–
Nova Aurora-GO	1	3	1	3	1	3	–	–	–	–	–	–	–	–
Nova Crixás	29	15	29	15	25	15	3	–	1	–	–	–	–	–
Nova Glória	30	25	30	25	30	24	–	1	–	–	–	–	–	–
Nova Iguaçu de Goiás	1	–	1	–	1	–	–	–	–	–	–	–	–	–
Nova Roma	2	1	2	1	1	1	1	–	–	–	–	–	–	1
Nova Veneza-GO	10	13	10	13	8	10	2	3	–	–	–	–	–	1
Novo Brasil	3	1	3	1	3	1	–	–	–	–	–	–	–	–
Novo Gama	18	18	18	18	5	6	12	11	1	1	–	–	–	–
Novo Planalto	4	13	4	13	4	6	–	7	–	–	–	–	–	–
Orizona	23	24	23	24	19	23	2	1	2	–	–	–	–	1
Ouro Verde de Goiás	1	4	1	4	1	3	–	1	–	–	–	–	–	–
Ouvidor	30	30	30	30	26	25	–	4	4	1	–	–	1	1
Padre Bernardo	10	11	10	11	7	7	3	4	–	–	–	–	1	–
Palestina de Goiás	3	–	3	–	3	–	–	–	–	–	–	–	1	–
Palmeiras de Goiás	300	251	246	198	226	171	12	9	8	18	54	53	–	3
Palmelo	2	–	2	–	2	–	–	–	–	–	–	–	–	–
Palminópolis	–	1	–	1	–	1	–	–	–	–	–	–	–	–

Capítulo 58 - Estatísticas Municipais

58.1 - Estatísticas municipais de acidentes do trabalho, por situação do registro e motivo - 2015/2016

(conclusão)

MUNICÍPIO	ESTATÍSTICAS DE ACIDENTES DO TRABALHO													
	Total		Com CAT Registrada								Sem CAT Registrada		Óbito	
			Total		Motivo									
					Típico		Trajeto		Doença do Trabalho					
	2015	2016	2015	2016	2015	2016	2015	2016	2015	2016	2015	2016	2015	2016
Panamá	2	3	2	3	2	1	–	2	–	–	–	–	–	–
Paranaiguara	10	7	10	7	8	7	2	–	–	–	–	–	–	1
Paraúna	38	33	38	33	32	30	6	3	–	–	–	–	–	–
Perolândia	15	13	15	13	15	10	–	2	–	1	–	–	–	–
Petrolina de Goiás	10	8	8	7	7	7	1	–	–	–	2	1	–	–
Pilar de Goiás	21	17	21	17	19	15	2	2	–	–	–	–	–	1
Piracanjuba	43	34	43	34	35	23	7	11	1	–	–	–	1	–
Piranhas-GO	11	6	11	6	7	6	3	–	1	–	–	–	–	–
Pirenópolis	23	13	23	13	20	9	3	4	–	–	–	–	–	–
Pires do Rio	57	59	55	43	42	31	10	12	3	–	2	16	–	–
Planaltina	31	26	31	26	17	16	14	10	–	–	–	–	–	2
Pontalina	14	17	14	17	12	12	2	5	–	–	–	–	–	–
Porangatu	76	100	40	62	28	45	12	14	–	3	36	38	1	–
Porteirão	2	5	2	5	2	3	–	2	–	–	–	–	–	–
Portelândia	1	9	1	9	1	7	–	2	–	–	–	–	–	1
Posse	17	15	17	15	13	12	4	3	–	–	–	–	2	–
Professor Jamil	4	7	4	7	4	5	–	2	–	–	–	–	–	1
Quirinópolis	215	195	110	117	96	103	14	14	–	–	105	78	2	1
Rialma	7	19	7	19	4	17	3	2	–	–	–	–	–	–
Rianápolis	10	8	10	8	9	7	1	1	–	–	–	–	–	–
Rio Quente	27	29	27	29	22	28	5	1	–	–	–	–	–	–
Rio Verde	796	644	648	525	500	379	138	142	10	4	148	119	4	5
Rubiataba	39	23	39	23	37	22	1	1	1	–	–	–	–	–
Sanclerlândia	5	2	5	2	3	2	2	–	–	–	–	–	–	–
Santa Bárbara de Goiás	13	4	13	4	11	4	2	–	–	–	–	–	–	–
Santa Cruz de Goiás	2	3	2	3	2	3	–	–	–	–	–	–	–	–
Santa Fé de Goiás	52	25	52	25	52	23	–	2	–	–	–	–	–	–
Santa Helena de Goiás	202	162	105	80	100	66	5	13	–	1	97	82	–	1
Santa Isabel-GO	6	7	6	7	5	7	–	–	1	–	–	–	–	–
Santa Rita do Araguaia	4	3	4	3	3	2	1	–	–	1	–	–	–	–
Santa Rita do Novo Destino	–	1	–	1	–	1	–	–	–	–	–	–	–	–
Santa Rosa de Goiás	1	1	1	1	1	1	–	–	–	–	–	–	–	–
Santa Tereza de Goiás	5	5	5	5	5	3	–	1	–	1	–	–	–	–
Santa Terezinha de Goiás	2	5	2	5	1	5	1	–	–	–	–	–	–	1
Santo Antônio da Barra	9	6	9	6	8	6	1	–	–	–	–	–	–	1
Santo Antônio de Goiás	9	9	9	9	4	5	5	4	–	–	–	–	–	–
Santo Antônio do Descoberto	10	26	10	26	5	11	5	14	–	1	–	–	–	–
São Domingos-GO	1	–	1	–	1	–	–	–	–	–	–	–	–	–
São Francisco de Goiás	7	3	7	3	7	2	–	1	–	–	–	–	–	1
São João d'Aliança	6	5	6	5	3	2	3	3	–	–	–	–	–	–
São João da Paraúna	2	5	2	5	2	5	–	–	–	–	–	–	–	–
São Luís de Montes Belos	37	61	28	47	21	31	6	15	1	1	9	14	–	–
São Luiz do Norte	12	16	12	16	10	11	2	4	–	1	–	–	1	–
São Miguel do Araguaia	29	46	29	46	23	34	6	11	–	1	–	–	–	1
São Miguel do Passa Quatro	1	3	1	3	1	2	–	1	–	–	–	–	–	–
São Patrício	3	2	3	2	2	2	–	–	1	–	–	–	–	–
São Simão-GO	59	69	51	39	47	36	3	3	1	–	8	30	1	1
Senador Canedo	332	413	308	386	239	293	67	92	2	1	24	27	–	2
Serranópolis	14	18	14	18	12	18	2	–	–	–	–	–	–	–
Silvânia	25	18	25	18	17	14	8	4	–	–	–	–	1	–
Simolândia	–	2	–	2	–	2	–	–	–	–	–	–	–	–
Taquaral de Goiás	2	3	2	3	2	–	–	3	–	–	–	–	–	–
Teresina de Goiás	–	2	–	2	–	–	–	2	–	–	–	–	–	–
Terezópolis de Goiás	14	10	14	10	12	9	2	1	–	–	–	–	–	–
Três Ranchos	1	3	1	3	–	3	1	–	–	–	–	–	–	–
Trindade-GO	259	200	246	174	177	111	67	62	2	1	13	26	2	1
Trombas	–	3	–	3	–	2	–	1	–	–	–	–	–	–
Turvânia	–	2	–	2	–	2	–	–	–	–	–	–	–	1
Turvelândia	35	20	35	20	35	19	–	–	–	1	–	–	1	–
Uirapuru	–	1	–	1	–	–	–	1	–	–	–	–	–	–
Uruaçu	37	61	27	38	24	28	3	10	–	–	10	23	1	2
Uruana	3	6	3	6	–	4	3	2	–	–	–	–	–	–
Urutaí	1	4	1	4	1	4	–	–	–	–	–	–	–	–
Valparaíso de Goiás	75	81	75	81	49	50	24	30	2	1	–	–	–	–
Varjão	5	–	5	–	3	–	2	–	–	–	–	–	–	–
Vianópolis	9	13	9	13	8	6	1	7	–	–	–	–	–	–
Vicentinópolis	51	54	51	54	46	52	5	2	–	–	–	–	–	1
Vila Boa	5	10	5	10	3	9	2	1	–	–	–	–	–	1
Vila Propício	3	5	3	5	3	4	–	1	–	–	–	–	–	–
Ignorado Goias	40	36	21	14	11	7	8	7	2	–	19	22	–	1
Distrito Federal	**7.494**	**7.412**	**6.149**	**5.792**	**4.435**	**4.010**	**1.405**	**1.551**	**309**	**231**	**1.345**	**1.620**	**28**	**21**
Brasília	7.494	7.412	6.149	5.792	4.435	4.010	1.405	1.551	309	231	1.345	1.620	27	21
Ignorado Brasília	–	–	–	–	–	–	–	–	–	–	–	–	1	–

Fonte: DATAPREV, CAT, SUB.
Nota: Os dados são preliminares, estando sujeito a correções.

Seção II - Indicadores de Acidentes do Trabalho

Capítulo 59 - Brasil
Capítulo 60 - Rondônia
Capítulo 61 - Acre
Capítulo 62 - Amazonas
Capítulo 63 - Roraima
Capítulo 64 - Pará
Capítulo 65 - Amapá
Capítulo 66 - Tocantins
Capítulo 67 - Maranhão
Capítulo 68 - Piauí
Capítulo 69 - Ceará
Capítulo 70 - Rio Grande do Norte
Capítulo 71 - Paraíba
Capítulo 72 - Pernambuco
Capítulo 73 - Alagoas
Capítulo 74 - Sergipe
Capítulo 75 - Bahia
Capítulo 76 - Minas Gerais
Capítulo 77 - Espírito Santo
Capítulo 78 - Rio de Janeiro
Capítulo 79 - São Paulo
Capítulo 80 - Paraná
Capítulo 81 - Santa Catarina
Capítulo 82 - Rio Grande do Sul
Capítulo 83 - Mato Grosso do Sul
Capítulo 84 - Mato Grosso
Capítulo 85 - Goiás
Capítulo 86 - Distrito Federal

Seção II - Indicadores de Acidentes do Trabalho

Indicadores de acidentes do trabalho são utilizados para mensurar a exposição dos trabalhadores aos níveis de risco inerentes à atividade econômica, permitindo o acompanhamento das flutuações e tendências históricas dos acidentes e seus impactos nas empresas e na vida dos trabalhadores. Além disso, fornecem subsídios para o aprofundamento de estudos sobre o tema e permitem o planejamento de ações nas áreas de segurança e saúde do trabalhador.

Os indicadores propostos a seguir não esgotam as análises que podem ser feitas a partir dos dados de ocorrências de acidentes, mas são indispensáveis para a determinação de programas de prevenção de acidentes e a conseqüente melhoria das condições de trabalho no Brasil.

Os indicadores publicados são os seguintes: taxa de incidência para o total de acidentes do trabalho, taxa de incidência específica para doenças do trabalho, taxa de incidência específica de acidentes típicos, taxa de incidência específica de incapacidade temporária, taxa de mortalidade, taxa de letalidade e taxa de acidentalidade proporcional específica para a faixa etária de 16 a 34 anos. Esses indicadores estão descritos abaixo.

As informações utilizadas na construção dos indicadores foram extraídas do Sistema de Comunicação de Acidente do Trabalho, do Sistema Único de Benefícios – SUB e do Cadastro Nacional de Informações Sociais – CNIS. A partir de 2007 para o cálculo dos indicadores foram utilizados tanto os acidentes com CAT registrada quanto os acidentes sem CAT registrada. O AEAT 2016 traz indicadores de acidentes do trabalho referentes aos anos de 2015 e 2016.

Taxa de Incidência de Acidentes do Trabalho

A taxa de incidência é um indicador da intensidade com que acontecem os acidentes do trabalho. Expressa a relação entre as condições de trabalho e o quantitativo médio de trabalhadores expostos àquelas condições. Esta relação constitui a expressão mais geral e simplificada do risco. Seu coeficiente é definido como a razão entre o número de novos acidentes do trabalho a cada ano e a população exposta ao risco de sofrer algum tipo de acidente.

A dificuldade desta medida reside na escolha de seu denominador. A população exposta ao risco deve representar o número médio de trabalhadores dentro do grupo de referência e para o mesmo período de tempo que a cobertura das estatísticas de acidentes do trabalho. Desta forma, são considerados no denominador apenas os trabalhadores com cobertura contra os riscos decorrentes de acidentes do trabalho. Não estão cobertos os contribuintes individuais (trabalhadores autônomos, entre outros), os militares e os servidores públicos estatutários vinculados a Regime Próprio de Previdência Social.

Devido à necessidade de publicar os indicadores detalhados por CNAE, decidiu-se pela utilização, no denominador, do número médio de vínculos ao invés do número médio de trabalhadores. Como um trabalhador pode ter mais de um vínculo de trabalho e o CNAE é um atributo do vínculo, a associação de CNAE a um trabalhador com mais de um vínculo pressupõe uma escolha, que constitui num fator de imprecisão indesejado para o cálculo dos indicadores.

A taxa de incidência pode ser calculada pela seguinte fórmula:

$$\frac{\textit{número de novos casos de acidentes do trabalho registrados e não registrados}}{\textit{número médio anual de vínculos}} * 1.000$$

Taxa de incidência específica para doenças do trabalho

Essa taxa é calculada segundo a seguinte fórmula:

$$\frac{\textit{número de novos casos de doenças relacionadas ao trabalho}}{\textit{número médio anual de vínculos}} * 1.000$$

O numerador desta taxa de incidência específica considera somente os acidentes do trabalho cujo motivo seja doença profissional ou do trabalho, ou seja, aquela produzida ou desencadeada pelo exercício do trabalho, peculiar a determinada atividade e constante de relação existente no Regulamento de Benefícios da Previdência Social.

Taxa de incidência específica para acidentes do trabalho típicos

Essa taxa é calculada segundo a seguinte fórmula:

$$\frac{\textit{número de novos casos de acidentes do trabalho típicos}}{\textit{número médio anual de vínculos}} * 1.000$$

A taxa de incidência específica para acidentes do trabalho típicos considera em seu numerador somente os acidentes típicos, ou seja, aqueles decorrentes das características da atividade profissional desempenhada pelo acidentado. Dada a sua natureza é calculada tendo em vista somente os acidentes com CAT registrada, para os quais é possível identificar o motivo do acidente.

Taxa de incidência específica para incapacidade temporária

Essa taxa é calculada segundo a seguinte fórmula:

$$\frac{\textit{número de acidentes que resultaram em incapacidade temporária}}{\textit{número médio anual de vínculos}} * 1.000$$

São considerados no numerador desta taxa os acidentes do trabalho nos quais os segurados ficaram temporariamente incapacitados para o exercício de sua capacidade laboral, independentemente da duração do afastamento da atividade. Para o segurado empregado, durante os primeiros 15 dias consecutivos ao do afastamento da atividade, caberá à empresa pagar o seu salário integral. Após este período, o segurado deverá ser encaminhado à perícia médica da Previdência Social para requerimento de um auxílio-doença acidentário – espécie 91. Para os demais segurados, a proteção da Previdência Social começa desde o primeiro dia de incapacidade.

Taxa de Mortalidade

A taxa de mortalidade mede a relação entre o número total de óbitos decorrentes dos acidentes do trabalho verificados no ano e a população exposta ao risco de se acidentar. Pode ser calculada pela seguinte fórmula:

$$\frac{\textit{número de óbitos decorrentes de acidentes do trabalho}}{\textit{número médio anual de vínculos}} * 100.000$$

Taxa de Letalidade

Entende-se por letalidade a maior ou menor possibilidade de o acidente ter como conseqüência a morte do trabalhador acidentado. É um bom indicador para medir a gravidade do acidente.

O coeficiente é calculado pelo número de óbitos decorrentes dos acidentes do trabalho e o número total de

acidentes, conforme descrito abaixo:

$$\frac{\textit{número de óbitos decorrentes de acidentes do trabalho}}{\textit{número de acidentes do trabalho registrados e não registrados}} * 1.000$$

Taxa de Acidentalidade Proporcional Específica para a Faixa Etária de 16 a 34 Anos

A avaliação da ocorrência de acidentes do trabalho pode ser aprimorada com a elaboração de indicadores por grupos etários. Este indicador tem por objetivo revelar o risco específico de se acidentar para o subgrupo populacional de trabalhadores na faixa etária de 16 a 34 anos e pode ser expresso como a proporção de acidentes que ocorreram nesta faixa etária em relação ao total de acidentes.

$$\frac{\textit{número de acidentes do trabalho na faixa etária de 16 a 34 anos}}{\textit{número total de acidentes do trabalho registrados e não registrados}} * 100$$

Os indicadores aqui apresentados buscam retratar o comportamento e as características dos acidentes do trabalho ocorridos em 2015 e 2016 detalhados por Unidade da Federação e CNAE.

Para uma análise mais qualificada dos dados e indicadores de acidentes do trabalho é importante ter como referência a quantidade de vínculos de trabalho segundo a atividade econômica. Para atender a essa necessidade, o Anuário Estatístico de Acidentes do Trabalho – AEAT passou a publicar o número médio de vínculos segundo a CNAE, estando essa informação disponível a partir do ano de 2009. Dada a dificuldade de ampliar o tamanho da edição impressa do AEAT, a divulgação dessa informação foi limitada ao meio eletrônico, e pode ser obtida no aplicativo de consulta ao AEAT na Internet, o AEAT INFOLOGO, que é acessado a partir do endereço http://www.previdencia.gov.br/dados-abertos/dados-abertos-sst/.

Capítulo 59 - Brasil

59.1 - Indicadores de acidentes do trabalho, segundo a Classificação Nacional de Atividades Econômicas (CNAE), Brasil - 2015

(continua)

CNAE	INDICADORES DE ACIDENTES DO TRABALHO						
	Incidência (por 1.000 vínculos)	Incidência de Doenças Ocupacionais (por 1.000 vínculos)	Incidência de Acidentes Típicos (por 1.000 vínculos)	Incidência de Incapacidade Temporária (por 1.000 vínculos)	Taxa de Mortalidade (por 100.000 vínculos)	Taxa de Letalidade (por 1.000 acidentes)	Acidentalidade para a faixa 16 a 34 anos (por 100 acidentes)
TOTAL	**14,41**	**0,36**	**8,93**	**12,10**	**5,89**	**4,09**	**49,15**
0111	6,88	0,02	4,22	6,74	9,99	14,51	44,27
0112	80,32	0,14	16,23	79,77	13,64	1,70	52,80
0113	16,19	0,25	14,24	13,89	12,27	7,58	48,25
0114	23,64	–	7,05	23,64	–	–	19,30
0115	16,87	0,03	14,68	16,54	31,69	18,79	53,37
0116	1,38	–	1,29	1,38	3,30	23,81	38,10
0119	21,35	0,07	16,66	21,06	50,49	23,65	54,73
0121	21,82	0,03	2,80	21,62	5,77	2,64	43,20
0122	5,64	–	4,64	5,45	12,54	22,22	55,56
0131	34,16	0,24	30,46	27,32	10,36	3,03	44,19
0132	22,62	0,16	19,98	22,21	36,32	16,06	44,27
0133	10,54	0,06	8,52	9,96	5,63	5,34	55,14
0134	6,20	–	5,37	5,98	2,65	4,28	38,54
0135	5,60	0,37	4,50	5,60	12,17	21,74	50,00
0139	33,38	0,12	27,32	23,56	11,93	3,57	63,90
0141	99,79	0,71	87,22	96,50	71,38	7,15	40,99
0142	28,36	–	22,01	27,61	37,31	13,16	50,00
0151	6,37	0,05	5,62	6,22	5,18	8,13	44,64
0152	8,64	0,31	6,91	8,49	–	–	36,36
0153	2,74	–	2,28	2,74	–	–	16,67
0154	12,33	0,14	10,50	11,46	19,27	15,63	49,22
0155	11,12	0,15	8,71	10,30	6,17	5,55	52,82
0159	3,29	0,14	2,72	3,15	14,32	43,48	65,22
0161	6,14	0,05	5,31	5,53	7,57	12,34	48,46
0162	15,88	–	13,40	15,68	49,62	31,25	40,94
0163	12,35	0,27	7,65	11,14	13,42	10,87	60,87
0210	20,09	0,16	17,03	16,29	21,23	10,56	41,99
0220	8,56	–	7,12	8,16	15,99	18,69	45,79
0230	19,02	0,12	15,37	12,41	26,09	13,72	45,88
0311	6,88	0,72	5,19	6,40	–	–	45,61
0312	39,30	–	6,55	32,75	–	–	16,67
0321	15,34	–	11,25	14,31	–	–	61,33
0322	11,35	–	8,94	10,64	–	–	61,25
0500	54,66	1,73	45,59	53,15	–	–	47,83
0600	28,47	0,50	24,24	7,53	7,68	2,70	39,14
0710	14,29	0,91	10,61	4,55	24,55	17,17	53,37
0721	5,73	0,25	4,73	3,24	24,90	43,48	43,48
0722	32,07	–	26,32	11,51	–	–	38,46
0723	7,09	2,36	2,36	4,73	236,27	333,33	66,67
0724	23,23	0,54	18,44	10,19	15,43	6,64	51,16
0725	47,75	–	38,51	4,62	–	–	51,61
0729	23,01	0,18	20,00	7,43	8,85	3,85	57,69
0810	18,91	0,62	14,86	17,35	26,97	14,26	43,32
0891	15,44	0,53	13,06	12,67	13,20	8,55	48,72
0892	16,94	–	12,60	16,15	–	–	50,00
0893	24,75	0,83	20,63	22,28	–	–	43,33
0899	19,21	0,36	16,27	16,89	8,94	4,65	47,44
0910	27,28	0,44	22,32	8,95	31,39	11,51	58,46
0990	11,32	–	8,98	7,42	–	–	27,59
1011	46,47	1,40	38,78	37,63	15,04	3,24	60,43
1012	35,09	2,35	26,27	24,08	6,24	1,78	57,98
1013	27,82	1,03	22,96	23,66	9,85	3,54	52,48
1020	30,46	0,62	24,19	28,26	5,65	1,86	52,50
1031	12,82	0,30	9,46	11,36	17,27	13,47	51,85
1032	20,70	0,21	17,89	19,66	–	–	57,79
1033	21,34	0,20	16,67	16,62	20,27	9,50	57,48
1041	28,34	0,04	23,12	23,35	17,99	6,35	58,10
1042	22,14	0,36	16,34	18,51	24,20	10,93	53,55
1043	25,91	0,32	21,17	18,01	31,59	12,20	47,56
1051	20,68	0,19	15,77	19,75	12,42	6,01	60,36
1052	21,26	0,25	16,07	17,70	7,22	3,40	59,51
1053	10,37	0,20	7,43	9,31	3,91	3,77	67,17
1061	18,72	0,33	14,28	18,44	23,64	12,63	50,76
1062	27,31	0,56	21,41	24,75	13,03	4,77	52,94
1063	12,26	–	10,14	11,56	23,58	19,23	40,38
1064	12,31	0,51	7,74	11,68	12,69	10,31	55,67
1065	24,52	0,25	19,44	20,56	24,77	10,10	56,06
1066	24,49	0,35	19,94	22,06	27,60	11,27	55,82
1069	19,03	0,19	14,33	16,96	9,40	4,94	57,04
1071	28,11	0,06	25,88	20,28	12,39	4,41	53,48
1072	20,16	–	17,84	19,99	–	–	48,67
1081	15,80	–	11,28	15,10	5,87	3,72	58,36
1082	44,88	–	35,72	36,64	–	–	51,02
1091	8,41	0,15	6,03	8,13	1,26	1,50	58,10
1092	20,30	0,97	15,21	14,36	2,25	1,11	61,64
1093	21,12	1,03	15,87	16,74	2,64	1,25	53,81
1094	19,53	0,26	14,84	16,29	2,13	1,09	61,57
1095	12,40	0,16	8,51	11,13	–	–	60,26
1096	15,65	0,40	11,79	13,97	–	–	60,76
1099	17,57	0,56	12,81	15,28	4,18	2,38	57,81
1111	16,71	0,26	10,15	15,86	8,53	5,10	46,94
1112	18,88	0,48	15,17	17,59	–	–	43,59
1113	22,28	0,96	15,90	14,91	8,51	3,82	57,63

Capítulo 59 - Brasil

59.1 - Indicadores de acidentes do trabalho, segundo a Classificação Nacional de Atividades Econômicas (CNAE), Brasil - 2015

(continuação)

CNAE	INDICADORES DE ACIDENTES DO TRABALHO						
	Incidência (por 1.000 vínculos)	Incidência de Doenças Ocupacionais (por 1.000 vínculos)	Incidência de Acidentes Típicos (por 1.000 vínculos)	Incidência de Incapacidade Temporária (por 1.000 vínculos)	Taxa de Mortalidade (por 100.000 vínculos)	Taxa de Letalidade (por 1.000 acidentes)	Acidentalidade para a faixa 16 a 34 anos (por 100 acidentes)
1121	14,80	0,15	10,60	13,88	5,12	3,46	65,40
1122	34,30	0,75	25,19	28,21	11,02	3,21	62,58
1210	15,33	1,11	11,90	13,31	–	–	34,21
1220	13,65	–	9,31	8,83	16,05	11,76	44,71
1311	19,73	0,16	15,17	19,03	11,70	5,93	52,96
1312	18,00	0,15	14,16	17,70	–	–	57,38
1313	18,98	0,10	15,90	17,09	–	–	51,83
1314	12,50	–	8,05	11,31	–	–	46,58
1321	18,81	0,33	13,58	16,31	13,32	7,08	53,10
1322	22,10	–	14,24	23,08	–	–	51,11
1323	24,46	0,06	18,56	22,59	5,68	2,32	58,47
1330	11,25	0,16	7,87	10,37	8,07	7,17	55,20
1340	16,13	0,29	11,50	14,49	–	–	54,41
1351	13,37	0,47	8,83	12,30	–	–	53,15
1352	10,39	0,15	7,49	9,17	–	–	58,82
1353	29,46	1,25	23,50	24,13	–	–	54,26
1354	18,76	0,18	13,25	17,48	18,40	9,80	50,65
1359	15,25	0,28	11,41	14,10	4,62	3,03	57,73
1411	7,27	0,16	4,87	7,10	–	–	72,42
1412	6,12	0,64	3,35	5,24	1,98	3,24	54,73
1413	6,21	0,15	3,64	5,62	7,44	11,98	53,29
1414	8,45	0,13	5,42	8,13	–	–	55,97
1421	11,56	0,25	7,85	9,11	–	–	60,58
1422	6,34	0,06	3,72	5,35	–	–	66,97
1510	23,59	0,32	17,89	22,41	17,28	7,33	52,63
1521	10,02	0,29	5,76	9,66	–	–	52,52
1529	8,06	0,09	5,92	7,37	–	–	57,45
1531	7,76	0,09	4,66	6,99	2,34	3,02	64,15
1532	12,13	0,59	4,63	11,49	–	–	60,39
1533	8,43	0,11	4,68	7,76	3,06	3,62	60,69
1539	11,07	1,70	6,16	6,87	2,62	2,37	74,88
1540	9,89	0,09	7,33	9,14	–	–	69,20
1610	28,96	0,29	24,11	27,64	24,51	8,46	48,43
1621	21,83	0,17	18,75	19,20	8,32	3,81	49,30
1622	20,83	0,17	17,32	20,32	10,11	4,85	47,90
1623	38,93	0,14	34,13	38,00	7,16	1,84	61,76
1629	20,92	0,04	17,48	19,91	4,05	1,93	56,09
1710	43,01	0,33	39,07	19,17	40,08	9,32	58,54
1721	32,16	0,13	26,92	23,78	5,08	1,58	50,63
1722	24,59	–	17,06	24,09	–	–	52,04
1731	22,79	0,26	16,59	20,94	4,40	1,93	61,20
1732	11,26	0,23	7,66	10,70	–	–	61,00
1733	24,67	0,17	19,82	21,60	2,82	1,14	60,11
1741	23,18	0,54	16,98	22,14	4,92	2,12	55,63
1742	29,39	0,40	25,30	25,20	5,05	1,72	66,49
1749	31,24	0,23	22,90	26,96	–	–	59,80
1811	16,81	0,45	11,37	16,14	–	–	51,60
1812	41,69	0,83	17,88	31,31	–	–	37,78
1813	9,76	0,24	6,69	9,40	1,83	1,87	60,67
1821	8,41	0,19	4,79	7,90	–	–	53,08
1822	6,83	0,40	4,53	6,67	–	–	60,47
1830	11,59	–	10,08	10,58	–	–	69,57
1910	94,07	1,88	26,34	94,07	–	–	38,00
1921	31,55	0,57	22,73	14,74	3,18	1,01	38,95
1922	23,47	–	19,61	16,07	16,07	6,85	44,52
1931	33,35	0,05	29,23	26,26	16,75	5,02	54,86
1932	48,99	–	39,00	42,22	–	–	65,13
2011	20,73	–	17,41	9,95	–	–	52,00
2012	20,90	–	16,35	14,99	45,43	21,74	43,48
2013	34,13	0,38	29,31	24,19	10,31	3,02	58,61
2014	12,13	0,20	8,61	10,17	39,13	32,26	33,87
2019	27,31	0,90	22,03	18,55	12,88	4,72	52,36
2021	17,80	0,17	13,86	7,19	–	–	48,08
2022	37,10	1,14	24,55	23,97	–	–	46,15
2029	29,11	0,38	24,56	17,74	37,91	13,02	52,86
2031	21,24	0,27	15,83	14,20	–	–	47,77
2032	24,79	–	17,88	21,95	–	–	59,02
2033	47,15	–	44,14	24,07	–	–	57,45
2040	51,61	0,56	37,94	35,71	–	–	60,54
2051	10,83	–	8,01	8,46	14,84	13,70	39,73
2052	19,50	0,44	15,07	10,63	44,31	22,73	47,73
2061	14,14	0,09	9,78	11,96	8,54	6,04	55,59
2062	18,86	0,23	16,06	16,71	–	–	54,09
2063	15,84	0,66	11,06	13,97	–	–	58,16
2071	17,41	0,66	11,60	15,33	3,46	1,99	56,26
2072	13,82	0,58	9,21	12,09	57,58	41,67	70,83
2073	14,97	–	13,01	14,97	32,54	21,74	41,30
2091	25,57	0,48	15,12	25,09	–	–	62,89
2092	20,41	0,39	15,83	12,95	39,25	19,23	46,15
2093	17,07	0,22	13,02	15,64	–	–	58,33
2094	16,19	–	7,19	14,39	–	–	33,33
2099	19,99	0,64	15,38	15,34	7,38	3,69	51,35
2110	17,27	0,71	11,75	15,49	17,81	10,31	53,61
2121	15,98	0,27	11,71	13,35	1,16	0,73	55,64
2122	15,37	0,11	11,83	11,94	–	–	59,71

Capítulo 59 - Brasil

59.1 - Indicadores de acidentes do trabalho, segundo a Classificação Nacional de Atividades Econômicas (CNAE), Brasil - 2015

(continuação)

CNAE	INDICADORES DE ACIDENTES DO TRABALHO						
	Incidência (por 1.000 vínculos)	Incidência de Doenças Ocupacionais (por 1.000 vínculos)	Incidência de Acidentes Típicos (por 1.000 vínculos)	Incidência de Incapacidade Temporária (por 1.000 vínculos)	Taxa de Mortalidade (por 100.000 vínculos)	Taxa de Letalidade (por 1.000 acidentes)	Acidentalidade para a faixa 16 a 34 anos (por 100 acidentes)
2123	12,02	–	6,01	11,35	–	–	55,56
2211	27,74	2,80	20,87	15,13	14,01	5,05	54,67
2212	17,68	0,28	13,44	16,56	–	–	53,63
2219	23,99	0,54	14,51	22,03	10,33	4,31	51,34
2221	30,38	4,58	20,14	24,24	16,16	5,32	52,13
2222	26,56	0,53	20,81	24,57	6,63	2,50	61,58
2223	34,41	2,24	26,72	22,10	6,80	1,98	54,74
2229	20,39	0,86	15,47	18,31	5,65	2,77	58,14
2311	37,67	0,85	31,12	33,64	14,23	3,78	65,99
2312	21,15	0,62	16,58	16,70	12,37	5,85	46,20
2319	25,93	0,34	21,69	23,10	–	–	67,25
2320	28,59	1,11	24,01	18,17	5,03	1,76	52,82
2330	18,40	0,45	14,73	16,66	19,29	10,48	51,11
2341	13,94	0,10	11,48	9,33	10,25	7,35	44,85
2342	18,33	0,12	14,49	15,94	14,80	8,08	55,65
2349	16,08	0,48	10,58	13,99	–	–	49,46
2391	17,97	0,17	14,21	17,39	17,43	9,70	56,14
2392	24,56	1,06	19,84	19,72	–	–	46,15
2399	22,82	0,43	18,02	19,81	4,25	1,86	52,89
2411	30,24	0,23	26,74	24,87	11,68	3,86	42,08
2412	16,73	1,21	14,04	8,37	9,30	5,56	48,33
2421	12,57	0,53	10,09	8,67	17,70	14,08	47,89
2422	15,17	1,41	11,00	7,75	8,64	5,69	53,51
2423	24,65	3,61	17,08	12,49	6,75	2,74	48,08
2424	34,82	1,72	27,63	29,18	8,17	2,35	51,41
2431	38,78	5,10	29,38	29,55	8,96	2,31	54,97
2439	32,98	0,68	27,88	26,52	34,00	10,31	55,67
2441	21,32	1,37	17,16	14,63	4,29	2,01	57,14
2442	11,16	–	4,47	10,05	–	–	30,00
2443	44,47	5,16	34,16	36,95	21,48	4,83	49,76
2449	22,45	0,88	17,74	20,00	–	–	50,22
2451	65,10	1,47	58,79	31,91	20,96	3,22	57,14
2452	34,47	2,59	23,84	30,95	8,37	2,43	44,17
2511	29,78	0,48	23,63	25,98	8,00	2,69	58,81
2512	19,13	0,12	15,77	17,94	7,75	4,05	61,75
2513	23,46	0,92	19,53	21,80	6,14	2,62	57,85
2521	28,00	0,72	23,28	27,07	30,77	10,99	56,04
2522	38,80	–	16,99	37,10	–	–	49,64
2531	34,70	2,96	26,97	31,41	–	–	55,45
2532	28,04	0,71	23,10	26,25	9,25	3,30	58,09
2539	20,05	0,74	15,19	18,88	4,84	2,42	56,84
2541	23,47	0,49	18,53	15,44	–	–	55,26
2542	19,78	0,52	15,93	19,05	10,93	5,52	54,42
2543	19,44	0,36	16,30	15,76	4,54	2,34	57,71
2550	53,03	2,73	38,89	41,30	–	–	52,73
2591	32,25	1,01	26,33	26,07	–	–	53,55
2592	20,95	0,63	16,54	18,27	10,58	5,05	55,39
2593	21,05	0,76	15,59	19,37	8,88	4,22	58,65
2599	26,32	0,49	21,46	24,10	3,03	1,15	58,70
2610	14,85	1,56	8,19	13,58	3,19	2,15	56,87
2621	11,70	0,79	5,82	10,71	–	–	52,54
2622	17,20	2,11	7,84	14,58	–	–	60,17
2631	10,44	0,65	6,79	8,48	39,16	37,50	55,00
2632	11,78	1,52	6,89	8,25	–	–	61,90
2640	31,71	7,04	16,95	26,28	–	–	65,42
2651	13,00	0,44	8,20	11,17	4,36	3,36	58,39
2652	3,72	–	3,35	3,72	–	–	50,00
2660	11,18	0,17	7,16	10,13	–	–	60,94
2670	13,63	1,95	5,84	13,14	–	–	82,14
2680	–	–	–	–	–	–	–
2710	20,86	0,76	14,85	17,27	5,09	2,44	63,74
2721	35,44	1,87	12,59	31,71	–	–	44,74
2722	22,66	2,35	13,74	22,78	11,74	5,18	46,63
2731	18,07	0,76	11,79	13,99	3,78	2,09	58,58
2732	17,77	0,79	11,45	16,19	–	–	53,33
2733	24,86	1,72	16,68	22,38	–	–	56,66
2740	14,62	0,30	10,95	14,09	7,50	5,13	58,46
2751	26,93	4,76	14,79	23,68	2,85	1,06	59,15
2759	13,66	0,93	8,28	11,85	–	–	53,41
2790	13,79	0,64	8,80	12,46	3,18	2,30	57,83
2811	29,08	0,88	22,06	22,56	–	–	49,57
2812	24,35	0,78	18,95	20,51	–	–	52,73
2813	18,04	0,35	12,38	16,42	–	–	46,79
2814	15,65	0,09	10,46	11,50	–	–	41,44
2815	25,61	1,37	19,16	23,16	9,77	3,82	51,15
2821	29,60	0,33	23,19	28,12	16,44	5,56	58,33
2822	26,18	0,96	20,92	23,18	16,70	6,38	56,78
2823	24,32	0,72	19,17	22,35	4,48	1,84	55,80
2824	28,27	3,75	13,13	22,50	14,43	5,10	59,18
2825	17,94	–	15,57	11,85	–	–	69,81
2829	23,99	0,67	18,69	21,09	8,64	3,60	55,51
2831	24,09	1,69	17,61	18,03	–	–	54,97
2832	22,02	–	16,41	22,02	–	–	64,71
2833	35,51	1,12	28,63	33,30	7,35	2,07	57,18

Capítulo 59 - Brasil

59.1 - Indicadores de acidentes do trabalho, segundo a Classificação Nacional de Atividades Econômicas (CNAE), Brasil - 2015

(continuação)

CNAE	INDICADORES DE ACIDENTES DO TRABALHO						
	Incidência (por 1.000 vínculos)	Incidência de Doenças Ocupacionais (por 1.000 vínculos)	Incidência de Acidentes Típicos (por 1.000 vínculos)	Incidência de Incapacidade Temporária (por 1.000 vínculos)	Taxa de Mortalidade (por 100.000 vínculos)	Taxa de Letalidade (por 1.000 acidentes)	Acidentalidade para a faixa 16 a 34 anos (por 100 acidentes)
2840	26,08	0,54	21,80	21,21	5,41	2,07	56,22
2851	19,03	0,29	13,75	10,48	–	–	54,55
2852	34,18	0,40	29,56	26,14	–	–	52,35
2853	19,40	3,72	11,95	12,74	–	–	50,51
2854	31,67	0,93	24,72	25,95	15,45	4,88	56,10
2861	23,80	0,28	19,95	21,09	–	–	58,08
2862	24,71	0,38	19,77	23,39	10,98	4,44	57,11
2863	27,37	–	19,35	27,37	–	–	58,62
2864	14,07	1,00	10,72	13,73	–	–	64,29
2865	20,68	–	17,55	17,23	31,34	15,15	62,12
2866	15,59	–	10,11	14,75	–	–	48,65
2869	23,63	0,28	19,00	22,04	4,31	1,82	56,15
2910	23,09	4,79	13,47	12,57	7,53	3,26	49,00
2920	25,42	5,49	14,44	15,96	–	–	41,20
2930	40,20	0,83	35,09	35,70	9,23	2,30	58,95
2941	27,74	2,86	19,87	22,84	–	–	54,35
2942	46,81	5,79	34,06	28,36	8,39	1,79	46,06
2943	36,78	1,88	29,25	30,99	14,48	3,94	49,41
2944	22,91	2,01	15,48	16,99	–	–	52,47
2945	11,73	0,69	5,25	10,72	–	–	56,74
2949	25,65	1,91	18,51	21,53	1,88	0,73	52,21
2950	8,64	–	6,15	8,16	–	–	46,67
3011	33,28	1,72	27,59	18,41	7,09	2,13	57,65
3012	17,93	0,60	11,95	16,73	29,88	16,67	48,33
3031	32,78	6,01	18,23	24,44	19,39	5,92	52,07
3032	51,41	7,42	32,33	49,82	–	–	38,14
3041	18,13	1,73	14,01	6,08	–	–	44,00
3042	24,48	4,08	16,32	19,18	–	–	58,33
3091	32,00	7,44	17,32	16,26	–	–	58,02
3092	17,76	0,49	12,13	16,05	12,25	6,90	62,76
3099	23,67	4,92	16,40	16,17	23,43	9,90	52,48
3101	17,89	0,25	13,70	17,06	2,47	1,38	56,25
3102	20,40	0,43	15,38	19,02	8,59	4,21	57,44
3103	12,57	–	8,64	12,23	–	–	50,89
3104	17,46	0,31	12,62	16,50	3,85	2,20	58,59
3211	5,91	–	2,52	5,44	7,88	13,33	62,67
3212	6,43	–	3,39	5,76	–	–	54,39
3220	18,87	0,50	15,89	15,89	–	–	52,63
3230	65,26	0,20	10,74	64,47	–	–	50,61
3240	17,23	0,14	13,49	16,61	6,92	4,02	55,02
3250	13,61	0,46	8,82	12,44	5,13	3,77	56,41
3291	22,68	0,24	10,61	21,58	–	–	59,14
3292	12,98	0,08	9,01	12,67	7,77	5,99	66,47
3299	14,98	0,22	11,23	13,69	9,92	6,62	61,09
3311	16,21	–	11,97	14,90	–	–	60,36
3312	9,44	0,18	5,48	7,91	17,98	19,05	45,71
3313	12,91	0,39	8,41	12,32	32,59	25,25	58,08
3314	13,85	0,29	10,21	10,80	7,23	5,22	56,92
3315	27,43	1,52	16,76	22,86	–	–	59,26
3316	29,61	0,92	23,45	23,54	27,59	9,32	46,58
3317	22,91	0,16	16,74	20,64	–	–	51,06
3319	20,45	0,12	15,07	15,91	–	–	58,48
3321	12,34	0,08	9,15	9,94	15,72	12,74	63,38
3329	13,28	0,08	9,61	12,87	8,15	6,13	61,96
3511	27,23	0,45	18,69	19,60	21,34	7,84	41,63
3512	13,28	0,25	9,78	9,65	30,74	23,15	39,35
3513	7,17	–	3,58	5,17	–	–	5,56
3514	23,49	0,88	16,14	17,72	19,13	8,15	43,86
3520	10,50	–	8,20	7,43	–	–	39,02
3530	21,86	–	15,14	18,50	–	–	38,46
3600	23,98	0,34	18,87	19,50	9,75	4,07	33,01
3701	23,84	–	17,49	20,38	–	–	52,42
3702	37,55	0,11	32,86	35,42	10,67	2,84	65,63
3811	48,18	0,76	40,45	43,18	14,34	2,98	57,31
3812	24,81	–	20,51	16,70	–	–	51,92
3821	27,32	0,74	20,22	24,60	11,03	4,04	45,90
3822	63,16	0,19	55,97	42,17	–	–	65,85
3831	22,81	0,58	17,74	21,19	11,52	5,05	51,01
3832	21,54	0,57	17,06	20,21	38,13	17,70	46,90
3839	29,88	0,15	24,04	27,37	14,79	4,95	49,50
3900	24,41	–	16,04	11,85	–	–	68,57
4110	19,79	0,23	16,49	18,97	11,22	5,67	46,48
4120	12,77	0,19	9,57	11,93	10,08	7,89	46,33
4211	21,53	0,18	17,39	17,08	17,57	8,16	48,75
4212	21,33	0,37	17,63	13,66	17,98	8,43	52,18
4213	12,79	0,14	9,88	11,88	8,16	6,38	42,58
4221	31,41	0,24	19,03	25,94	20,24	6,44	48,28
4222	15,01	0,19	11,04	12,88	7,26	4,84	47,74
4223	37,43	0,33	18,22	28,16	99,38	26,55	41,59
4291	23,21	1,56	19,89	19,31	19,50	8,40	42,02
4292	13,36	0,12	10,37	7,25	7,15	5,35	53,30
4299	16,27	0,28	12,52	13,60	8,19	5,03	47,08
4311	10,01	–	7,51	9,23	15,64	15,63	57,81
4312	15,20	–	12,73	12,73	–	–	58,56

Capítulo 59 - Brasil

59.1 - Indicadores de acidentes do trabalho, segundo a Classificação Nacional de Atividades Econômicas (CNAE), Brasil - 2015

(continuação)

CNAE	INDICADORES DE ACIDENTES DO TRABALHO						
	Incidência (por 1.000 vínculos)	Incidência de Doenças Ocupacionais (por 1.000 vínculos)	Incidência de Acidentes Típicos (por 1.000 vínculos)	Incidência de Incapacidade Temporária (por 1.000 vínculos)	Taxa de Mortalidade (por 100.000 vínculos)	Taxa de Letalidade (por 1.000 acidentes)	Acidentalidade para a faixa 16 a 34 anos (por 100 acidentes)
4313	12,90	0,13	9,71	11,46	21,72	16,84	43,59
4319	15,36	–	13,65	9,75	24,37	15,87	47,62
4321	12,17	0,13	8,61	10,86	15,22	12,51	59,28
4322	9,72	0,27	6,05	9,06	6,42	6,61	60,90
4329	13,59	0,25	8,84	10,71	9,21	6,77	56,43
4330	7,95	0,23	5,50	7,51	7,33	9,22	51,38
4391	19,45	0,25	16,59	17,20	–	–	48,99
4399	12,58	0,21	9,53	11,47	13,89	11,04	49,00
4511	7,57	0,09	4,51	7,15	3,74	4,94	61,31
4512	45,72	–	3,62	45,30	–	–	38,14
4520	8,21	0,18	5,56	7,88	8,84	10,77	59,28
4530	8,35	0,12	5,34	8,05	4,27	5,12	65,01
4541	7,79	0,08	2,52	7,48	5,90	7,58	72,73
4542	24,92	–	7,12	24,92	–	–	42,86
4543	10,63	–	3,63	10,38	–	–	65,85
4611	12,04	–	8,75	12,04	–	–	45,45
4612	5,70	–	2,53	5,06	–	–	33,33
4613	5,09	–	3,40	5,09	33,95	66,67	80,00
4614	3,32	–	1,94	3,32	–	–	58,33
4615	1,16	0,39	0,77	1,16	–	–	100,00
4616	3,67	–	1,98	3,67	–	–	76,92
4617	7,73	–	3,11	7,30	–	–	66,67
4618	2,63	0,13	0,92	2,37	–	–	45,00
4619	3,85	0,15	2,04	3,69	–	–	49,02
4621	27,72	0,15	22,03	27,14	–	–	58,42
4622	17,46	–	13,64	16,19	–	–	55,25
4623	12,81	0,18	9,35	11,85	32,85	25,64	53,42
4631	11,33	0,17	7,09	10,94	–	–	54,68
4632	12,76	0,27	9,09	11,45	5,98	4,68	52,46
4633	7,97	0,22	5,40	7,62	17,52	21,98	50,37
4634	11,63	0,23	7,71	11,08	6,80	5,85	57,50
4635	24,62	1,15	15,72	21,71	7,61	3,09	66,43
4636	8,44	0,22	4,44	6,99	33,30	39,47	56,58
4637	9,01	0,21	5,17	8,53	8,73	9,69	58,14
4639	10,03	0,14	6,24	9,65	8,90	8,87	62,29
4641	5,19	0,08	3,27	4,70	–	–	60,63
4642	4,99	0,19	2,69	4,74	2,74	5,49	64,29
4643	5,43	0,12	2,84	5,31	–	–	79,55
4644	7,27	0,13	3,95	6,69	2,87	3,95	69,37
4645	5,66	0,14	2,64	4,92	2,32	4,10	58,61
4646	7,42	0,17	3,79	6,53	5,07	6,83	62,87
4647	7,11	0,17	3,61	6,74	–	–	66,03
4649	7,74	0,18	4,28	7,24	3,25	4,20	57,56
4651	3,86	0,11	1,30	3,42	–	–	65,38
4652	4,31	0,08	2,49	4,16	–	–	70,18
4661	13,95	0,03	10,13	12,99	6,22	4,45	72,83
4662	15,39	0,38	12,01	12,76	–	–	53,05
4663	9,13	0,20	6,42	8,37	11,31	12,38	59,44
4664	3,47	–	1,92	3,11	9,14	26,32	47,37
4665	6,65	0,11	4,01	6,12	–	–	71,43
4669	10,46	0,36	5,91	9,62	6,46	6,17	59,26
4671	17,34	0,13	13,17	17,00	33,60	19,38	49,61
4672	12,40	0,13	9,58	11,59	9,39	7,58	63,13
4673	7,51	0,17	4,44	6,88	–	–	62,88
4674	16,43	0,18	11,82	15,69	–	–	52,81
4679	15,02	0,23	11,81	14,06	7,68	5,12	63,04
4681	9,06	0,07	6,08	7,70	13,23	14,60	43,80
4682	46,25	1,28	37,34	38,81	19,24	4,16	65,33
4683	8,16	–	5,01	7,40	9,83	12,05	61,85
4684	13,06	0,27	9,17	11,29	20,52	15,71	52,88
4685	28,73	0,21	24,29	26,37	7,16	2,49	52,87
4686	13,55	0,05	10,66	12,99	–	–	64,79
4687	22,23	0,12	18,32	21,23	7,27	3,27	48,09
4689	10,64	0,10	8,20	9,22	7,98	7,50	55,53
4691	13,13	0,17	9,12	12,47	10,29	7,83	65,01
4692	9,36	–	5,94	8,96	10,07	10,75	50,54
4693	12,72	0,11	8,55	12,30	5,01	3,94	63,48
4711	16,02	0,21	11,65	15,42	3,55	2,21	64,35
4712	4,02	0,11	2,72	3,91	2,96	7,36	61,04
4713	7,89	0,19	4,59	7,41	1,99	2,52	69,33
4721	4,81	0,07	3,43	4,68	0,81	1,68	58,49
4722	10,31	0,18	7,63	10,13	1,28	1,25	65,26
4723	7,29	0,14	4,04	6,92	7,80	10,70	66,04
4724	7,50	0,15	5,33	7,12	3,38	4,51	62,30
4729	6,76	0,07	4,49	6,20	5,15	7,62	66,70
4731	5,42	0,07	2,64	5,22	6,91	12,76	59,74
4732	6,28	0,14	3,77	6,14	–	–	64,44
4741	6,92	0,08	3,59	6,66	7,93	11,45	70,61
4742	7,62	0,07	4,80	7,27	5,18	6,80	61,68
4743	12,59	0,19	9,66	12,16	9,52	7,56	67,49
4744	8,56	0,17	6,20	8,25	7,12	8,31	54,64
4751	4,15	0,04	1,85	3,90	4,81	11,57	73,22
4752	4,45	0,07	2,19	4,33	1,39	3,12	73,52
4753	7,98	0,43	4,31	7,76	5,15	6,46	60,66

Capítulo 59 - Brasil

59.1 - Indicadores de acidentes do trabalho, segundo a Classificação Nacional de Atividades Econômicas (CNAE), Brasil - 2015

(continuação)

CNAE	INDICADORES DE ACIDENTES DO TRABALHO						
	Incidência (por 1.000 vínculos)	Incidência de Doenças Ocupacionais (por 1.000 vínculos)	Incidência de Acidentes Típicos (por 1.000 vínculos)	Incidência de Incapacidade Temporária (por 1.000 vínculos)	Taxa de Mortalidade (por 100.000 vínculos)	Taxa de Letalidade (por 1.000 acidentes)	Acidentalidade para a faixa 16 a 34 anos (por 100 acidentes)
4754	4,95	0,11	2,89	4,73	1,93	3,89	62,93
4755	2,54	0,07	1,24	2,49	0,82	3,23	66,13
4756	2,24	0,15	1,05	2,24	14,96	66,67	66,67
4757	6,16	0,07	3,56	5,79	3,33	5,41	71,35
4759	6,22	0,11	3,77	5,90	1,27	2,05	71,72
4761	3,17	0,10	1,63	3,04	–	–	68,49
4762	0,77	–	0,26	0,77	–	–	66,67
4763	4,36	0,05	2,38	4,24	1,17	2,69	73,92
4771	4,74	0,06	2,51	4,17	2,61	5,51	70,75
4772	3,26	0,08	1,47	2,90	–	–	71,86
4773	3,27	0,16	1,90	2,90	–	–	56,45
4774	1,98	0,06	0,79	1,92	4,16	20,98	67,13
4781	3,32	0,09	1,74	3,16	1,55	4,68	75,18
4782	4,17	0,08	2,37	3,94	0,47	1,13	75,90
4783	2,15	0,08	0,91	2,08	–	–	55,29
4784	13,01	0,29	8,54	12,31	9,66	7,43	63,30
4785	8,87	–	7,20	8,31	–	–	47,92
4789	5,95	0,13	3,68	5,65	2,41	4,06	64,72
4911	16,72	0,36	13,18	8,78	5,95	3,56	58,19
4912	40,63	0,59	31,32	38,48	12,44	3,06	32,77
4921	10,83	0,31	6,39	10,59	7,94	7,33	33,05
4922	9,75	0,17	5,60	9,24	17,45	17,91	35,99
4923	5,41	0,18	2,26	4,70	–	–	40,98
4924	2,23	0,10	1,24	2,07	–	–	30,23
4929	7,22	0,21	3,88	6,26	12,39	17,14	35,43
4930	13,19	0,19	9,19	12,08	30,48	23,10	46,53
4940	30,92	–	23,46	10,26	31,08	10,05	37,69
4950	5,81	–	2,91	5,81	–	–	100,00
5011	16,68	0,23	14,13	12,51	–	–	30,56
5012	17,50	–	12,64	14,58	–	–	72,22
5021	26,30	0,32	20,61	24,37	64,42	24,49	33,06
5022	9,47	0,76	6,82	8,72	–	–	20,00
5030	25,22	0,20	17,86	13,62	–	–	42,40
5091	14,70	0,28	10,82	13,32	–	–	50,94
5099	2,39	–	2,39	2,39	–	–	50,00
5111	18,22	0,23	8,28	17,55	3,52	1,93	54,45
5112	11,23	0,14	3,92	10,15	27,05	24,10	36,14
5120	17,65	–	8,54	16,51	56,94	32,26	45,16
5211	19,39	0,13	13,47	17,17	19,73	10,17	59,49
5212	19,83	0,15	8,83	18,23	–	–	52,08
5221	25,88	0,04	18,75	22,87	38,51	14,88	56,10
5222	23,65	0,14	13,54	22,80	–	–	42,77
5223	6,33	0,11	2,85	6,05	5,45	8,60	65,38
5229	13,73	0,22	8,88	12,23	19,16	13,95	49,53
5231	27,88	0,12	19,95	20,84	8,69	3,12	48,81
5232	10,97	0,10	5,23	9,02	–	–	51,40
5239	14,95	–	11,96	11,50	45,99	30,77	30,77
5240	17,74	0,33	11,97	15,70	4,42	2,49	42,39
5250	11,57	0,16	6,75	9,83	1,63	1,41	64,84
5310	109,93	6,78	92,96	92,06	6,12	0,56	29,10
5320	19,62	0,25	10,30	19,05	12,61	6,43	61,20
5510	7,94	0,10	5,48	7,38	4,17	5,25	46,25
5590	4,08	0,11	2,58	3,97	–	–	27,63
5611	6,83	0,13	4,72	6,59	1,85	2,71	65,32
5612	5,98	0,38	3,94	5,34	–	–	53,19
5620	15,04	0,25	10,28	12,66	2,04	1,36	40,09
5811	4,22	0,07	2,63	3,95	–	–	52,46
5812	6,54	0,10	3,92	6,13	10,05	15,38	44,62
5813	3,77	–	1,76	3,77	25,16	66,67	46,67
5819	6,72	0,37	3,73	5,60	–	–	61,11
5821	10,69	0,27	7,50	9,78	–	–	64,96
5822	9,05	0,24	5,03	8,67	–	–	44,79
5823	8,29	–	5,53	7,54	–	–	48,48
5829	8,86	0,05	6,88	8,66	–	–	52,30
5911	2,68	0,09	1,07	2,33	–	–	50,00
5912	2,65	–	0,66	2,65	–	–	75,00
5913	2,32	–	1,16	2,32	–	–	–
5914	7,01	–	4,72	6,29	–	–	66,36
5920	4,81	0,53	2,14	4,81	–	–	55,56
6010	2,18	0,08	0,54	2,10	–	–	43,21
6021	12,57	0,38	7,65	9,71	3,64	2,90	39,71
6022	7,31	–	2,81	7,31	28,13	38,46	46,15
6110	10,32	0,55	6,18	9,85	1,58	1,53	59,11
6120	10,67	0,16	4,92	10,63	3,11	2,91	60,26
6130	2,92	–	1,75	1,75	–	–	20,00
6141	16,79	0,50	9,77	15,78	–	–	64,18
6142	28,44	–	28,44	28,44	–	–	75,00
6143	12,99	0,45	4,93	12,99	–	–	62,07
6190	10,11	0,16	6,80	9,60	5,47	5,41	60,90
6201	8,09	0,13	0,79	7,78	1,80	2,23	39,42
6202	3,12	0,08	0,98	2,85	2,52	8,06	67,74
6203	3,74	0,13	0,88	3,35	–	–	61,49
6204	4,65	0,18	1,30	4,31	1,36	2,93	50,44
6209	4,40	0,17	1,52	4,12	1,18	2,68	62,20

Capítulo 59 - Brasil

59.1 - Indicadores de acidentes do trabalho, segundo a Classificação Nacional de Atividades Econômicas (CNAE), Brasil - 2015

(continuação)

CNAE	INDICADORES DE ACIDENTES DO TRABALHO						
	Incidência (por 1.000 vínculos)	Incidência de Doenças Ocupacionais (por 1.000 vínculos)	Incidência de Acidentes Típicos (por 1.000 vínculos)	Incidência de Incapacidade Temporária (por 1.000 vínculos)	Taxa de Mortalidade (por 100.000 vínculos)	Taxa de Letalidade (por 1.000 acidentes)	Acidentalidade para a faixa 16 a 34 anos (por 100 acidentes)
6311	5,22	0,14	1,42	4,79	3,47	6,64	52,82
6319	2,22	–	0,62	2,17	–	–	79,07
6391	1,99	–	1,33	1,99	–	–	33,33
6399	3,92	0,14	0,98	3,64	–	–	60,71
6421	12,45	1,41	8,83	7,66	2,96	2,38	32,86
6422	17,04	7,65	4,48	16,50	2,69	1,58	34,67
6423	7,42	1,14	3,95	5,26	4,16	5,60	30,11
6424	2,80	0,38	0,83	2,73	3,79	13,51	68,92
6431	5,60	0,70	1,63	4,66	–	–	41,67
6432	2,53	–	1,26	–	–	–	50,00
6433	9,01	–	1,32	3,71	–	–	26,47
6434	4,36	0,62	2,49	3,74	–	–	28,57
6435	3,92	0,44	0,87	3,92	–	–	55,56
6436	4,55	0,86	2,09	3,69	–	–	62,16
6437	6,47	–	1,29	6,47	–	–	80,00
6438	–	–	–	–	–	–	–
6440	10,48	–	7,86	10,48	–	–	50,00
6450	7,24	–	3,10	7,24	–	–	14,29
6461	20,51	–	17,09	17,09	–	–	66,67
6462	6,65	0,08	4,08	5,77	16,42	24,69	48,15
6463	9,09	0,35	6,12	8,92	17,48	19,23	46,15
6491	1,82	–	1,16	1,82	–	–	36,36
6492	3,04	–	1,01	3,04	–	–	66,67
6493	3,42	–	1,25	3,07	–	–	59,18
6499	7,13	–	2,71	6,39	24,59	34,48	24,14
6511	6,29	0,16	1,69	5,97	–	–	55,13
6512	3,33	0,05	1,06	3,08	5,45	16,39	54,92
6520	6,43	0,54	1,34	5,62	–	–	58,33
6530	7,08	–	7,08	2,83	–	–	20,00
6541	8,19	0,27	2,55	6,72	–	–	26,23
6542	5,49	0,37	2,20	5,49	–	–	40,00
6550	14,65	0,13	8,14	9,85	–	–	56,80
6611	8,04	–	–	8,04	–	–	73,33
6612	3,98	0,17	0,95	3,72	–	–	54,35
6613	9,49	–	3,25	8,97	–	–	63,01
6619	5,66	0,50	1,89	5,55	–	–	63,73
6621	10,14	–	1,31	10,14	–	–	48,39
6622	2,66	0,10	0,59	2,58	–	–	61,83
6629	5,12	–	0,71	5,12	–	–	63,89
6630	14,51	–	1,47	14,35	–	–	48,31
6810	12,64	0,19	9,98	11,94	9,73	7,69	44,62
6821	4,27	0,11	2,19	3,94	–	–	53,07
6822	7,18	0,04	4,29	6,82	6,10	8,50	54,96
6911	2,02	0,04	0,67	1,87	0,76	3,76	70,30
6912	4,49	0,12	1,35	4,37	12,30	27,40	53,42
6920	3,71	0,07	1,10	3,42	1,36	3,66	72,39
7010	49,96	–	9,25	49,96	–	–	40,74
7020	5,36	0,18	1,98	4,60	1,83	3,42	56,85
7111	6,69	–	4,21	5,83	–	–	41,94
7112	12,23	0,16	8,20	10,65	12,69	10,38	48,12
7119	8,06	0,06	5,15	6,50	11,56	14,34	56,63
7120	8,07	0,19	4,54	7,09	3,75	4,65	63,26
7210	13,96	0,27	10,31	10,04	2,48	1,78	26,47
7220	4,93	0,12	1,44	4,69	–	–	51,22
7311	3,33	0,03	0,62	3,33	–	–	59,80
7312	9,68	–	7,05	8,86	–	–	57,63
7319	7,22	0,06	3,35	7,01	5,91	8,17	67,03
7320	6,33	–	1,58	6,33	10,55	16,67	51,67
7410	10,63	–	7,38	10,04	–	–	72,22
7420	10,03	0,28	2,13	10,03	–	–	39,66
7490	9,43	0,22	4,80	7,72	5,51	5,84	52,55
7500	5,43	0,31	3,87	4,70	–	–	61,54
7711	6,99	0,30	3,44	6,56	3,33	4,76	46,19
7719	7,91	0,11	5,42	7,35	22,60	28,57	45,71
7721	4,51	0,38	2,63	4,51	–	–	50,00
7722	6,86	0,21	3,54	6,65	–	–	87,88
7723	4,28	0,14	2,63	4,15	–	–	48,39
7729	7,63	–	4,63	6,95	–	–	67,09
7731	7,75	–	5,29	7,18	56,68	73,17	36,59
7732	14,97	0,14	10,49	13,56	17,93	11,98	51,62
7733	6,58	0,07	1,51	6,06	6,58	10,00	68,00
7739	13,57	0,25	9,99	11,96	5,81	4,28	56,06
7740	5,10	–	2,04	4,42	–	–	80,00
7810	6,49	0,11	1,92	6,00	2,87	4,42	43,15
7820	6,66	0,13	2,44	6,21	2,83	4,24	58,93
7830	4,89	0,08	1,96	4,44	1,90	3,89	43,19
7911	2,84	0,06	1,07	2,68	1,43	5,05	54,55
7912	3,23	–	1,29	3,87	–	–	–
7990	3,30	–	1,92	3,02	–	–	50,00
8011	6,63	0,07	1,56	6,28	11,57	17,46	46,08
8012	20,03	0,29	8,69	19,37	14,61	7,29	46,38
8020	12,55	0,02	6,67	11,49	16,57	13,20	65,02
8030	1.881,17	–	8,59	1.803,86	–	–	31,96
8111	5,57	0,13	2,15	5,18	3,08	5,54	41,24

Capítulo 59 - Brasil

59.1 - Indicadores de acidentes do trabalho, segundo a Classificação Nacional de Atividades Econômicas (CNAE), Brasil - 2015

(conclusão)

CNAE	INDICADORES DE ACIDENTES DO TRABALHO						
	Incidência (por 1.000 vínculos)	Incidência de Doenças Ocupacionais (por 1.000 vínculos)	Incidência de Acidentes Típicos (por 1.000 vínculos)	Incidência de Incapacidade Temporária (por 1.000 vínculos)	Taxa de Mortalidade (por 100.000 vínculos)	Taxa de Letalidade (por 1.000 acidentes)	Acidentalidade para a faixa 16 a 34 anos (por 100 acidentes)
8112	6,13	0,13	4,13	5,77	3,75	6,11	37,08
8121	8,06	0,15	3,42	7,08	2,05	2,54	29,80
8122	13,41	–	5,83	11,61	13,88	10,34	48,28
8129	14,65	0,32	9,35	11,74	15,48	10,56	37,32
8130	12,71	0,16	7,13	11,85	12,22	9,62	38,78
8211	5,82	0,12	2,46	5,27	1,87	3,21	54,65
8219	4,63	0,04	2,04	4,15	2,14	4,62	62,12
8220	6,45	0,33	1,51	6,24	1,56	2,41	72,81
8230	5,53	0,15	3,54	5,38	2,14	3,88	60,08
8291	4,49	0,13	1,00	4,33	–	–	63,88
8292	17,16	0,26	12,36	15,62	–	–	56,00
8299	6,82	0,12	3,68	6,00	4,67	6,84	54,28
8411	4,26	0,05	2,81	3,53	1,31	3,06	25,82
8412	4,03	0,02	1,91	3,33	1,10	2,72	33,79
8413	11,26	–	6,90	9,44	–	–	12,90
8421	–	–	–	–	–	–	–
8422	50,95	1,00	47,95	39,46	–	–	42,16
8423	4,04	0,19	2,63	3,80	–	–	37,35
8424	7,78	0,05	5,88	7,05	–	–	32,70
8425	3,53	–	3,53	3,53	–	–	–
8430	7,45	0,55	5,24	4,96	–	–	33,33
8511	32,68	0,07	4,20	31,89	0,92	0,28	38,57
8512	2,84	0,07	1,83	2,68	–	–	42,11
8513	3,50	0,03	2,15	3,20	0,79	2,26	36,19
8520	3,40	0,04	2,31	3,18	0,49	1,44	31,41
8531	8,44	0,13	4,29	7,29	0,41	0,49	37,94
8532	8,03	0,13	5,61	5,75	–	–	36,03
8533	7,17	0,47	4,56	5,89	–	–	42,39
8541	3,19	0,02	1,97	3,11	4,98	15,63	33,59
8542	5,11	–	1,88	4,98	–	–	50,00
8550	7,58	0,11	4,34	6,84	–	–	37,12
8591	2,15	–	1,07	2,15	–	–	77,78
8592	3,37	0,22	1,35	3,15	–	–	30,00
8593	1,77	0,07	0,64	1,73	–	–	52,00
8599	7,07	0,14	3,95	6,45	2,80	3,96	42,03
8610	51,26	0,42	39,66	25,32	1,16	0,23	46,93
8621	27,04	0,22	16,82	20,00	10,99	4,07	49,59
8622	16,24	–	5,91	13,78	49,21	30,30	48,48
8630	14,36	0,17	9,73	8,63	1,17	0,82	48,99
8640	18,38	0,12	12,49	10,61	2,15	1,17	58,94
8650	5,75	0,05	3,19	3,55	1,01	1,75	52,62
8660	28,53	0,26	22,88	10,42	1,75	0,62	51,60
8690	22,56	0,25	17,05	12,33	2,05	0,91	43,43
8711	10,98	0,28	7,62	9,66	–	–	32,15
8712	10,35	0,22	5,36	8,52	–	–	47,52
8720	31,01	0,28	25,01	15,05	–	–	41,67
8730	12,58	0,24	8,81	9,87	–	–	34,05
8800	13,20	0,22	8,54	11,47	1,97	1,49	44,49
9001	5,17	0,19	3,55	4,86	6,23	12,05	46,99
9002	10,66	–	8,00	10,66	–	–	25,00
9003	4,28	–	3,21	4,28	53,55	125,00	50,00
9101	11,84	0,46	8,20	9,56	–	–	57,69
9102	4,31	–	3,70	4,31	–	–	57,14
9103	36,01	1,03	28,29	34,47	–	–	44,29
9200	24,72	–	17,30	24,72	–	–	20,00
9311	10,43	–	7,08	9,31	–	–	42,86
9312	9,45	0,15	6,67	9,02	3,72	3,94	38,71
9313	2,39	0,03	1,14	2,25	2,18	9,13	63,93
9319	6,81	0,14	4,88	6,53	–	–	46,32
9321	17,71	0,23	13,03	14,82	–	–	63,44
9329	7,74	0,11	5,13	7,53	14,14	18,26	46,12
9411	7,46	–	4,40	5,76	–	–	42,68
9412	12,20	0,09	6,65	10,22	–	–	22,62
9420	6,00	0,46	2,90	5,70	2,88	4,81	36,30
9430	8,39	0,15	5,76	6,53	1,76	2,09	39,99
9491	6,41	0,15	4,39	5,86	3,23	5,04	32,62
9492	45,72	–	0,19	44,58	–	–	38,02
9493	9,83	0,14	6,18	9,83	14,04	14,29	47,14
9499	15,16	0,15	10,75	12,24	2,73	1,80	52,84
9511	5,29	0,25	2,30	5,11	7,59	14,35	59,81
9512	8,93	0,10	6,02	8,16	–	–	63,04
9521	6,85	0,15	3,60	6,70	7,57	11,05	65,19
9529	7,10	–	4,39	6,92	–	–	62,42
9601	10,19	0,36	6,56	9,22	5,72	5,62	47,94
9602	1,83	0,15	0,81	1,74	–	–	59,79
9603	7,59	0,03	4,42	7,06	8,44	11,11	48,52
9609	1,97	0,05	0,98	1,96	–	–	60,63
9700	0,64	0,01	0,39	0,61	–	–	26,79
9900	6,20	0,28	3,38	5,92	–	–	22,73
Outros (1)	65,45	–	65,45	60,00	–	–	41,67

Fonte: DATAPREV, CAT, SUB, CNIS.

Notas: 1. Os dados são preliminares, estando sujeitos a correções.
2. As atividades econômicas que apresentam valores zerados para os indicadores são aquelas onde não ocorreram acidentes no período.

(1) Englobam as atividades que possuíam número médio de vínculos no ano menor que 100.

Capítulo 59 - Brasil

59.2 - Indicadores de acidentes do trabalho, segundo a Classificação Nacional de Atividades Econômicas (CNAE), Brasil - 2016

(continua)

CNAE	INDICADORES DE ACIDENTES DO TRABALHO						
	Incidência (por 1.000 vínculos)	Incidência de Doenças Ocupacionais (por 1.000 vínculos)	Incidência de Acidentes Típicos (por 1.000 vínculos)	Incidência de Incapacidade Temporária (por 1.000 vínculos)	Taxa de Mortalidade (por 100.000 vínculos)	Taxa de Letalidade (por 1.000 acidentes)	Acidentalidade para a faixa 16 a 34 anos (por 100 acidentes)
TOTAL	**14,11**	**0,30**	**8,63**	**11,81**	**5,52**	**3,91**	**47,76**
0111	4,96	0,05	3,67	4,82	9,00	18,15	40,52
0112	60,74	–	15,38	60,26	16,03	2,64	54,62
0113	16,12	0,16	14,09	13,90	17,06	10,58	45,67
0114	15,74	–	3,93	15,74	–	–	27,50
0115	18,40	0,09	16,10	17,96	21,38	11,62	48,02
0116	0,52	–	0,48	0,45	–	–	62,50
0119	23,64	0,20	16,58	23,24	33,30	14,08	56,06
0121	21,73	0,14	3,96	21,54	5,58	2,57	43,77
0122	4,95	–	4,00	4,51	6,35	12,82	50,00
0131	26,89	0,03	24,53	21,73	13,15	4,89	43,40
0132	29,14	0,20	25,43	28,34	25,08	8,61	45,61
0133	11,32	–	9,29	10,48	5,72	5,05	52,65
0134	6,60	0,01	5,66	6,49	2,64	3,99	40,32
0135	4,71	–	4,32	4,71	–	–	50,00
0139	21,17	0,09	16,48	14,65	6,30	2,98	58,78
0141	108,79	1,03	97,35	106,40	109,82	10,10	39,67
0142	25,03	–	21,69	24,20	41,72	16,67	48,33
0151	5,84	0,01	5,19	5,79	5,16	8,84	41,37
0152	6,35	0,16	5,53	6,35	–	–	30,77
0153	5,13	0,47	3,73	5,13	–	–	18,18
0154	12,09	0,09	10,20	10,25	18,90	15,63	51,95
0155	11,16	0,14	8,81	9,52	10,41	9,33	51,21
0159	3,74	–	2,01	3,74	–	–	46,15
0161	5,40	0,02	4,66	4,94	6,96	12,88	43,32
0162	13,66	0,05	11,14	13,32	29,70	21,74	39,13
0163	15,03	0,14	8,88	13,93	40,98	27,27	59,09
0210	16,97	0,11	14,08	14,01	13,02	7,68	41,78
0220	8,06	–	6,30	8,06	–	–	45,98
0230	19,30	0,06	16,74	12,68	12,49	6,47	50,00
0311	5,07	0,12	4,32	4,69	–	–	41,46
0312	20,27	–	13,51	20,27	–	–	33,33
0321	12,80	0,20	8,20	11,80	20,00	15,63	68,75
0322	11,81	–	8,70	11,65	49,22	41,67	58,33
0500	44,58	0,77	38,43	40,22	–	–	44,83
0600	22,12	0,24	18,45	6,18	–	–	36,22
0710	13,02	1,07	9,69	4,80	6,54	5,03	47,24
0721	4,24	0,25	3,74	1,25	–	–	41,18
0722	26,77	1,78	21,41	8,92	–	–	53,33
0723	5,90	–	5,90	5,90	–	–	–
0724	21,24	0,39	16,84	10,20	23,17	10,91	61,82
0725	48,94	3,16	36,31	17,37	–	–	29,03
0729	21,53	0,10	18,71	6,24	19,49	9,05	55,20
0810	17,71	0,35	14,23	16,64	15,38	8,69	39,18
0891	11,59	0,13	10,16	7,94	13,02	11,24	46,07
0892	18,94	–	16,09	18,53	20,37	10,75	62,37
0893	20,00	–	17,04	17,04	–	–	62,96
0899	16,51	0,75	12,83	13,21	18,87	11,43	36,57
0910	23,33	0,62	18,85	7,02	–	–	50,18
0990	10,76	–	8,69	6,21	–	–	46,15
1011	49,57	1,60	41,40	35,92	13,50	2,72	61,81
1012	31,93	1,51	25,06	19,62	7,36	2,31	59,03
1013	30,80	0,91	25,30	24,80	5,14	1,67	54,31
1020	23,48	0,06	17,48	23,03	11,32	4,82	55,42
1031	16,07	0,09	11,21	13,51	17,38	10,81	50,81
1032	18,41	0,22	15,55	17,75	11,03	5,99	53,89
1033	19,28	0,10	13,39	15,89	10,42	5,41	60,81
1041	28,79	0,13	23,79	23,75	26,53	9,22	58,06
1042	24,28	0,12	17,58	19,02	–	–	55,17
1043	24,25	1,02	17,76	16,74	–	–	50,70
1051	20,15	–	14,17	18,72	6,50	3,23	60,00
1052	22,32	0,11	16,75	19,09	17,14	7,68	57,82
1053	11,93	0,16	7,94	10,98	–	–	65,17
1061	17,02	0,09	13,21	16,70	4,65	2,73	47,54
1062	27,89	0,18	22,31	25,41	13,30	4,77	53,42
1063	16,59	–	14,22	17,30	47,41	28,57	42,86
1064	13,04	0,51	8,18	11,89	25,57	19,61	50,00
1065	24,69	–	17,67	19,97	12,10	4,90	53,43
1066	23,99	0,24	18,48	20,95	16,61	6,92	54,69
1069	20,96	0,48	15,66	17,73	19,27	9,20	54,48
1071	26,45	0,13	24,22	18,64	12,54	4,74	52,24
1072	27,16	–	25,54	26,98	17,99	6,62	45,03
1081	16,76	0,18	10,60	15,87	5,92	3,53	58,66
1082	47,72	–	39,33	40,21	–	–	51,85
1091	8,56	0,19	6,03	8,13	3,80	4,44	55,67
1092	17,15	0,40	12,40	13,50	4,65	2,71	55,63
1093	22,53	1,02	16,28	17,70	11,63	5,16	51,48
1094	16,96	0,20	11,82	14,43	–	–	57,58
1095	13,77	0,24	10,01	12,33	32,03	23,26	59,30
1096	15,60	0,20	10,94	13,98	–	–	51,30
1099	16,66	0,37	12,33	14,76	5,31	3,19	55,64
1111	16,46	0,51	10,87	14,84	20,32	12,35	44,44
1112	15,56	–	12,88	15,06	–	–	45,16
1113	19,94	0,59	14,20	14,42	19,61	9,83	55,62
1121	13,83	0,26	9,51	13,01	5,14	3,72	60,22

Capítulo 59 - Brasil

59.2 - Indicadores de acidentes do trabalho, segundo a Classificação Nacional de Atividades Econômicas (CNAE), Brasil - 2016

(continuação)

CNAE	INDICADORES DE ACIDENTES DO TRABALHO						
	Incidência (por 1.000 vínculos)	Incidência de Doenças Ocupacionais (por 1.000 vínculos)	Incidência de Acidentes Típicos (por 1.000 vínculos)	Incidência de Incapacidade Temporária (por 1.000 vínculos)	Taxa de Mortalidade (por 100.000 vínculos)	Taxa de Letalidade (por 1.000 acidentes)	Acidentalidade para a faixa 16 a 34 anos (por 100 acidentes)
1122	29,12	0,61	20,38	23,69	–	–	59,84
1210	15,81	0,82	11,13	14,17	–	–	38,52
1220	10,89	–	6,93	8,42	16,50	15,15	46,97
1311	17,92	0,36	12,88	16,65	22,68	12,66	45,82
1312	21,23	0,17	15,63	20,89	–	–	61,60
1313	20,61	0,11	16,42	19,37	–	–	57,14
1314	8,78	–	6,30	7,45	–	–	47,83
1321	19,61	0,19	14,13	17,00	3,73	1,90	50,57
1322	16,54	–	14,94	16,54	–	–	41,94
1323	22,45	0,06	16,90	21,19	–	–	55,06
1330	12,74	–	9,39	11,81	4,41	3,46	52,60
1340	16,04	0,11	11,34	14,47	2,70	1,68	53,70
1351	12,27	0,23	8,12	11,14	–	–	53,20
1352	13,92	–	10,69	12,90	16,98	12,20	54,88
1353	34,70	0,69	26,11	30,58	–	–	59,41
1354	22,69	0,07	17,18	20,83	6,63	2,92	52,34
1359	16,39	0,31	12,14	15,52	2,56	1,56	61,25
1411	6,54	0,17	4,07	6,35	–	–	60,31
1412	5,99	0,52	3,19	5,35	2,22	3,70	52,15
1413	5,30	0,35	2,45	4,86	–	–	57,02
1414	7,44	0,21	4,51	7,08	–	–	44,23
1421	11,46	0,28	7,42	9,67	–	–	57,38
1422	7,89	0,25	4,76	6,01	–	–	59,52
1510	24,58	0,65	17,97	21,41	–	–	52,45
1521	7,77	0,32	4,81	7,61	–	–	46,39
1529	12,98	0,19	9,92	12,52	–	–	58,57
1531	8,35	0,06	4,97	7,59	1,87	2,24	62,86
1532	12,69	0,52	3,78	11,98	–	–	58,46
1533	10,46	0,10	6,50	9,59	8,44	8,06	64,19
1539	9,27	1,15	4,35	6,86	5,47	5,90	71,98
1540	10,38	0,05	6,92	9,78	4,55	4,39	60,96
1610	28,59	0,13	24,39	27,36	20,99	7,34	47,67
1621	21,14	0,15	17,29	17,72	6,11	2,89	49,28
1622	19,76	0,15	16,32	19,19	3,78	1,91	46,27
1623	35,60	0,08	30,92	34,51	15,61	4,39	56,80
1629	24,26	0,26	19,51	22,34	4,36	1,80	50,63
1710	35,94	0,18	32,13	16,09	12,10	3,37	54,88
1721	29,04	0,10	24,46	20,58	5,20	1,79	48,57
1722	21,18	–	16,72	20,06	–	–	32,89
1731	21,52	0,19	15,61	18,49	14,19	6,59	61,76
1732	15,24	0,12	10,04	14,52	–	–	58,73
1733	23,62	0,33	18,50	20,24	5,98	2,53	55,70
1741	16,88	0,11	12,05	16,62	5,31	3,14	56,29
1742	27,04	0,06	23,76	22,00	–	–	66,11
1749	28,99	0,25	20,13	26,92	16,56	5,71	57,71
1811	16,25	0,26	11,33	15,13	5,13	3,15	47,00
1812	32,89	0,29	19,23	21,47	–	–	36,50
1813	9,64	0,14	6,86	9,40	–	–	56,85
1821	8,63	0,41	5,55	7,88	6,85	7,94	57,94
1822	7,66	0,09	5,58	7,30	–	–	61,18
1830	10,76	–	5,10	9,06	–	–	47,37
1910	93,40	1,95	42,81	79,78	–	–	52,08
1921	26,60	0,57	17,53	13,53	6,72	2,53	36,36
1922	18,47	0,17	14,48	13,98	16,64	9,01	45,05
1931	29,67	0,06	25,87	22,85	14,61	4,92	52,71
1932	22,38	–	16,43	19,93	–	–	73,44
2011	22,02	–	17,79	9,32	–	–	65,38
2012	21,01	–	17,43	13,86	–	–	59,57
2013	28,22	0,21	23,70	20,70	13,80	4,89	59,29
2014	12,48	0,61	9,20	10,23	–	–	31,15
2019	23,82	0,65	19,50	17,14	13,09	5,49	42,86
2021	11,58	0,76	8,35	5,32	–	–	42,62
2022	45,77	1,91	29,24	30,51	–	–	48,61
2029	25,10	0,23	21,08	13,95	–	–	48,77
2031	16,48	0,43	12,47	10,75	14,33	8,70	49,57
2032	22,17	–	16,01	19,30	–	–	51,85
2033	31,30	–	27,72	12,52	–	–	54,29
2040	42,73	0,30	36,36	27,88	–	–	53,19
2051	13,56	0,44	10,21	9,04	–	–	46,24
2052	21,12	0,47	17,84	15,02	–	–	31,11
2061	14,14	0,13	10,13	11,41	4,41	3,12	54,83
2062	20,89	0,05	16,49	17,60	4,84	2,31	53,01
2063	16,12	0,70	11,02	13,79	2,06	1,28	53,91
2071	15,03	0,59	10,20	13,26	18,41	12,25	56,37
2072	13,29	0,60	9,66	13,29	–	–	63,64
2073	19,83	1,03	14,70	17,78	–	–	41,38
2091	20,56	0,17	14,74	19,19	–	–	56,67
2092	22,69	–	19,10	13,36	71,81	31,65	39,24
2093	17,74	–	14,06	15,69	–	–	47,56
2094	17,55	–	10,53	12,28	–	–	50,00
2099	18,88	0,31	15,31	15,50	13,02	6,90	49,24
2110	19,36	0,52	14,83	17,27	–	–	45,95
2121	15,69	0,34	11,15	12,99	4,74	3,02	54,91
2122	15,68	0,21	10,96	12,03	–	–	63,01

Capítulo 59 - Brasil

59.2 - Indicadores de acidentes do trabalho, segundo a Classificação Nacional de Atividades Econômicas (CNAE), Brasil - 2016

(continuação)

CNAE	INDICADORES DE ACIDENTES DO TRABALHO						
	Incidência (por 1.000 vínculos)	Incidência de Doenças Ocupacionais (por 1.000 vínculos)	Incidência de Acidentes Típicos (por 1.000 vínculos)	Incidência de Incapacidade Temporária (por 1.000 vínculos)	Taxa de Mortalidade (por 100.000 vínculos)	Taxa de Letalidade (por 1.000 acidentes)	Acidentalidade para a faixa 16 a 34 anos (por 100 acidentes)
2123	9,46	–	2,70	9,46	–	–	57,14
2211	24,43	3,23	16,86	14,07	3,63	1,48	51,93
2212	17,89	0,18	13,99	16,94	17,71	9,90	56,11
2219	22,29	0,39	14,86	19,91	2,28	1,02	51,02
2221	26,96	1,83	20,87	22,58	–	–	52,41
2222	25,61	0,29	19,46	23,67	7,83	3,06	58,53
2223	32,77	1,97	24,11	21,27	15,76	4,81	52,40
2229	20,03	0,56	15,03	18,23	6,32	3,16	55,79
2311	39,36	0,64	31,82	34,44	5,35	1,36	65,49
2312	25,16	0,64	20,46	21,47	38,12	15,15	45,45
2319	22,95	0,06	17,21	20,63	–	–	63,03
2320	31,62	2,39	25,02	20,47	5,55	1,75	43,51
2330	18,79	0,57	14,32	17,06	16,58	8,82	49,36
2341	9,82	0,11	8,15	7,81	11,16	11,36	34,09
2342	18,11	0,26	13,62	15,69	7,69	4,25	50,33
2349	14,48	0,51	8,87	11,40	13,79	9,52	46,98
2391	18,29	0,19	14,19	17,67	22,66	12,39	55,07
2392	20,60	–	18,19	14,98	–	–	45,45
2399	19,86	0,09	15,98	17,22	9,13	4,60	57,24
2411	41,02	5,46	30,76	31,16	13,32	3,25	34,42
2412	18,37	0,36	15,66	11,25	9,00	4,90	48,53
2421	11,14	0,14	10,16	5,57	13,92	12,50	56,25
2422	14,15	0,93	10,27	7,83	25,66	18,14	51,70
2423	21,11	1,88	15,50	10,11	25,83	12,24	45,80
2424	34,48	1,11	26,46	29,41	–	–	53,74
2431	28,53	1,70	20,15	22,98	–	–	53,17
2439	20,68	–	17,30	16,04	–	–	46,94
2441	20,61	1,14	15,44	15,10	19,00	9,22	50,92
2442	15,84	1,13	12,45	9,05	113,18	71,43	28,57
2443	38,71	3,50	29,31	29,53	–	–	39,55
2449	22,74	0,67	18,84	19,40	22,30	9,80	49,02
2451	62,54	1,15	54,91	33,68	13,33	2,13	54,97
2452	34,02	0,95	26,27	31,19	9,45	2,78	46,39
2511	29,47	0,52	22,72	26,02	22,02	7,47	54,82
2512	18,04	0,16	14,08	17,06	1,74	0,96	59,48
2513	22,52	0,83	18,20	20,45	8,31	3,69	55,72
2521	28,68	0,13	23,05	27,18	–	–	50,66
2522	35,55	0,31	22,02	31,46	31,46	8,85	53,98
2531	35,30	1,40	25,86	30,93	34,95	9,90	45,05
2532	25,45	0,49	20,86	23,92	3,73	1,47	52,93
2539	19,12	0,41	14,28	17,98	7,47	3,91	55,08
2541	22,73	0,53	16,26	17,32	–	–	43,60
2542	17,73	0,43	14,02	17,17	–	–	52,88
2543	20,11	0,78	15,25	16,04	9,81	4,88	48,29
2550	40,84	2,92	28,83	32,26	17,16	4,20	46,64
2591	28,55	1,68	21,55	22,33	5,60	1,96	51,37
2592	22,10	0,43	17,97	20,23	–	–	52,65
2593	21,09	0,59	16,55	19,73	9,77	4,63	50,46
2599	25,26	0,46	20,20	23,34	2,34	0,93	54,93
2610	12,62	0,99	6,53	11,78	3,98	3,15	57,41
2621	13,94	1,00	5,51	11,77	–	–	56,89
2622	15,98	1,44	8,25	12,01	–	–	63,23
2631	9,74	0,30	6,79	8,56	–	–	39,39
2632	15,13	0,51	6,59	8,65	–	–	58,50
2640	22,77	1,80	14,23	17,31	5,81	2,55	60,20
2651	10,49	0,05	6,02	9,43	5,02	4,78	56,94
2652	4,09	–	1,64	4,09	–	–	70,00
2660	12,21	–	7,40	10,36	–	–	59,09
2670	10,68	0,53	3,74	10,14	–	–	45,00
2680	7,87	–	7,87	7,87	–	–	100,00
2710	19,07	0,53	12,16	17,15	5,55	2,91	60,84
2721	36,52	4,12	17,08	35,34	–	–	41,94
2722	23,07	0,86	13,82	21,71	–	–	51,87
2731	14,42	0,33	9,26	11,89	4,70	3,26	58,96
2732	20,58	1,00	12,06	17,59	–	–	53,23
2733	26,66	1,65	17,86	23,41	–	–	51,15
2740	12,31	0,35	9,59	11,87	–	–	58,57
2751	20,36	1,89	11,99	17,91	10,33	5,08	57,19
2759	12,21	0,48	8,24	10,87	–	–	53,07
2790	12,86	0,58	8,81	11,63	3,61	2,81	57,02
2811	28,63	0,68	22,74	17,39	–	–	48,80
2812	24,63	0,36	18,14	22,67	17,78	7,22	45,49
2813	16,84	0,26	12,07	15,86	6,53	3,88	50,78
2814	17,82	0,37	11,72	14,31	–	–	43,01
2815	28,68	1,37	19,51	25,20	–	–	52,57
2821	23,69	0,59	16,98	22,31	–	–	57,50
2822	23,31	0,46	17,39	21,49	5,06	2,17	50,54
2823	23,58	1,07	18,17	21,90	10,21	4,33	54,55
2824	23,61	4,35	12,63	20,30	20,71	8,77	47,37
2825	22,67	–	17,47	16,72	–	–	68,85
2829	19,63	0,29	15,28	17,27	6,15	3,13	49,32
2831	22,98	2,07	14,84	16,92	–	–	49,31
2832	17,81	–	14,53	15,94	–	–	63,16
2833	34,66	0,81	27,67	31,13	8,10	2,34	55,75

Capítulo 59 - Brasil

59.2 - Indicadores de acidentes do trabalho, segundo a Classificação Nacional de Atividades Econômicas (CNAE), Brasil - 2016

(continuação)

CNAE	INDICADORES DE ACIDENTES DO TRABALHO						
	Incidência (por 1.000 vínculos)	Incidência de Doenças Ocupacionais (por 1.000 vínculos)	Incidência de Acidentes Típicos (por 1.000 vínculos)	Incidência de Incapacidade Temporária (por 1.000 vínculos)	Taxa de Mortalidade (por 100.000 vínculos)	Taxa de Letalidade (por 1.000 acidentes)	Acidentalidade para a faixa 16 a 34 anos (por 100 acidentes)
2840	22,24	0,25	18,17	19,03	–	–	49,58
2851	18,37	0,10	14,73	7,68	–	–	53,67
2852	26,65	0,24	22,98	22,49	24,45	9,17	40,37
2853	12,27	0,77	7,41	8,18	–	–	45,83
2854	30,21	1,53	23,52	21,41	–	–	55,06
2861	22,82	–	17,86	21,50	16,54	7,25	61,59
2862	25,89	0,47	19,03	24,23	5,91	2,28	52,28
2863	15,97	–	9,36	14,87	–	–	31,03
2864	10,81	0,75	7,83	10,06	–	–	55,17
2865	15,63	0,64	13,40	12,12	–	–	59,18
2866	13,66	–	8,20	12,75	45,54	33,33	66,67
2869	21,14	0,28	16,12	19,53	2,52	1,19	50,24
2910	21,18	3,53	13,29	11,04	–	–	46,83
2920	25,12	7,58	11,66	16,40	–	–	30,75
2930	42,83	0,95	37,79	37,29	9,46	2,21	50,36
2941	23,95	2,15	16,83	19,76	2,87	1,20	50,36
2942	43,40	4,37	32,82	21,17	–	–	43,40
2943	26,82	1,04	21,77	22,57	8,01	2,99	49,85
2944	21,15	0,76	15,32	16,43	6,93	3,28	51,15
2945	11,05	0,59	5,68	9,98	–	–	57,01
2949	25,65	1,71	19,11	20,74	10,78	4,20	52,59
2950	11,23	0,10	7,83	10,92	10,30	9,17	53,21
3011	30,30	1,51	23,96	17,65	5,61	1,85	56,48
3012	22,15	1,04	17,31	21,46	–	–	56,25
3031	32,74	4,83	20,36	24,14	–	–	50,64
3032	26,11	1,74	13,93	25,53	58,03	22,22	57,78
3041	14,84	1,38	10,82	6,44	–	–	40,70
3042	24,44	2,63	18,05	18,42	–	–	60,00
3091	21,23	3,15	11,84	13,92	–	–	54,71
3092	14,51	0,41	11,36	12,59	–	–	48,11
3099	20,16	1,93	14,91	16,84	–	–	42,47
3101	17,17	0,22	13,00	16,42	3,34	1,94	53,18
3102	18,36	0,37	14,03	16,85	3,36	1,83	55,86
3103	12,93	0,25	8,58	12,31	–	–	59,62
3104	19,22	0,46	13,31	18,13	4,23	2,20	59,56
3211	5,07	–	2,06	4,73	–	–	71,19
3212	8,22	–	3,54	7,46	–	–	58,46
3220	16,17	0,52	14,08	14,08	–	–	51,61
3230	38,12	0,45	8,30	37,67	–	–	45,29
3240	15,67	0,30	11,53	14,71	22,17	14,15	65,09
3250	12,05	0,25	7,41	10,96	5,28	4,38	57,52
3291	16,56	0,40	12,45	15,90	–	–	61,60
3292	11,26	0,78	7,54	10,74	–	–	51,54
3299	14,01	0,24	9,95	12,27	5,35	3,82	58,78
3311	15,18	0,66	11,88	13,86	–	–	67,39
3312	7,93	0,10	5,25	6,35	–	–	53,75
3313	14,10	0,14	9,54	12,67	–	–	56,57
3314	13,42	0,18	9,49	10,78	5,22	3,89	54,67
3315	34,11	1,31	20,99	28,86	–	–	48,08
3316	29,86	1,93	20,78	24,45	–	–	37,22
3317	19,01	0,43	14,52	17,08	–	–	44,94
3319	16,12	0,40	11,55	13,30	26,86	16,67	53,33
3321	11,48	0,10	7,80	10,03	14,53	12,66	56,54
3329	13,83	–	9,13	12,94	–	–	54,49
3511	22,29	0,61	15,56	15,99	13,37	6,00	39,33
3512	14,77	0,18	10,76	11,25	24,32	16,46	36,63
3513	11,74	0,36	7,11	9,96	–	–	27,27
3514	21,62	0,90	14,29	15,46	10,16	4,70	44,06
3520	10,34	0,52	6,46	8,01	–	–	37,50
3530	10,30	–	8,83	7,36	–	–	57,14
3600	25,48	0,48	19,52	19,73	8,79	3,45	31,53
3701	22,87	0,20	15,91	19,29	19,89	8,70	50,43
3702	23,65	0,23	18,23	21,69	–	–	53,66
3811	50,09	0,36	42,36	44,90	8,93	1,78	58,59
3812	28,41	–	23,37	20,16	–	–	53,23
3821	20,64	0,55	15,48	17,72	11,05	5,36	42,68
3822	67,02	0,21	57,98	46,43	21,01	3,13	59,87
3831	20,51	0,12	15,66	17,96	12,14	5,92	50,30
3832	26,75	0,89	22,49	25,57	–	–	57,78
3839	26,81	0,08	18,03	24,38	15,68	5,85	49,71
3900	17,62	–	9,91	9,91	–	–	75,00
4110	21,83	0,21	18,06	20,79	15,23	6,98	47,80
4120	12,54	0,16	9,22	11,78	9,53	7,60	43,99
4211	20,63	0,19	16,53	17,66	16,14	7,82	48,19
4212	19,90	0,71	16,09	13,52	11,16	5,61	51,35
4213	14,91	0,13	11,22	13,64	15,04	10,09	37,75
4221	27,54	0,15	17,94	23,68	19,44	7,06	46,46
4222	18,99	0,18	14,46	16,78	21,07	11,10	44,11
4223	33,27	–	15,32	25,83	87,56	26,32	32,89
4291	14,05	0,62	9,99	12,49	–	–	46,67
4292	12,35	0,05	8,84	8,03	8,31	6,73	50,80
4299	16,28	0,21	12,09	14,28	13,79	8,47	42,84
4311	7,54	0,16	4,81	7,22	32,08	42,55	48,94

Capítulo 59 - Brasil

59.2 - Indicadores de acidentes do trabalho, segundo a Classificação Nacional de Atividades Econômicas (CNAE), Brasil - 2016

(continuação)

CNAE	INDICADORES DE ACIDENTES DO TRABALHO						
	Incidência (por 1.000 vínculos)	Incidência de Doenças Ocupacionais (por 1.000 vínculos)	Incidência de Acidentes Típicos (por 1.000 vínculos)	Incidência de Incapacidade Temporária (por 1.000 vínculos)	Taxa de Mortalidade (por 100.000 vínculos)	Taxa de Letalidade (por 1.000 acidentes)	Acidentalidade para a faixa 16 a 34 anos (por 100 acidentes)
4312	16,02	0,17	12,99	13,49	–	–	53,68
4313	13,24	0,10	9,87	11,96	17,21	13,00	42,90
4319	12,06	–	9,42	7,65	29,42	24,39	39,02
4321	12,31	0,11	8,13	10,78	14,54	11,81	56,84
4322	10,57	0,04	6,36	9,88	–	–	59,62
4329	13,77	0,25	9,08	10,94	8,92	6,48	50,13
4330	7,81	0,13	5,43	7,43	7,25	9,28	50,46
4391	18,61	0,30	14,97	16,59	14,77	7,94	50,26
4399	13,02	0,23	9,53	12,19	13,99	10,75	46,39
4511	7,97	0,07	4,62	7,45	2,12	2,67	60,21
4512	37,07	–	5,10	37,07	23,17	6,25	43,13
4520	8,63	0,19	5,78	8,24	3,20	3,71	56,59
4530	8,71	0,13	5,53	8,35	6,77	7,77	61,59
4541	7,48	0,12	2,27	7,13	2,59	3,47	67,59
4542	19,32	–	12,88	19,32	–	–	66,67
4543	11,58	–	4,28	11,83	–	–	60,87
4611	15,90	0,36	13,37	14,82	36,14	22,73	61,36
4612	8,65	–	8,07	8,65	–	–	40,00
4613	2,94	–	1,47	2,94	–	–	50,00
4614	4,16	0,30	2,08	4,16	–	–	57,14
4615	2,27	–	0,45	2,27	–	–	60,00
4616	3,67	–	0,67	3,33	33,35	90,91	72,73
4617	8,39	0,11	3,42	7,95	–	–	77,63
4618	2,78	0,14	1,39	2,64	–	–	30,00
4619	4,70	0,08	2,42	4,47	7,58	16,13	61,29
4621	27,71	–	19,96	27,00	14,36	5,18	58,03
4622	16,64	0,07	13,12	15,54	21,99	13,22	55,51
4623	12,01	0,04	8,99	11,04	12,80	10,65	56,77
4631	10,80	0,06	6,06	10,36	11,02	10,20	53,06
4632	12,83	0,09	9,68	11,87	12,02	9,37	52,93
4633	8,16	0,13	5,48	7,88	8,76	10,73	60,29
4634	12,03	0,09	8,03	11,32	4,71	3,91	56,75
4635	25,18	1,11	15,24	21,75	12,32	4,90	63,22
4636	9,53	0,11	4,54	8,75	11,08	11,63	58,14
4637	10,25	0,21	5,51	10,06	5,33	5,20	51,30
4639	10,52	0,12	6,43	9,98	6,53	6,21	61,55
4641	4,97	0,13	2,49	4,63	–	–	70,18
4642	3,83	0,06	1,95	3,51	2,90	7,58	63,64
4643	5,56	0,13	3,04	5,43	–	–	66,67
4644	7,69	0,14	4,10	7,15	2,84	3,70	62,11
4645	5,29	0,07	2,44	4,68	–	–	57,78
4646	7,09	0,19	3,30	6,18	–	–	59,86
4647	6,62	0,15	3,59	6,48	3,66	5,52	65,19
4649	6,87	0,14	3,75	6,61	4,70	6,85	58,39
4651	5,39	0,08	2,36	4,83	3,99	7,41	57,78
4652	5,04	–	2,52	4,95	–	–	59,68
4661	14,84	0,19	11,18	12,89	12,96	8,73	64,63
4662	14,37	0,33	9,47	10,99	10,88	7,58	48,48
4663	8,09	0,09	5,46	7,26	9,30	11,49	53,26
4664	5,06	–	2,77	4,39	–	–	62,26
4665	6,78	0,11	3,16	6,33	33,88	50,00	60,00
4669	9,69	0,17	5,66	8,54	3,47	3,58	57,35
4671	18,13	–	14,50	17,54	7,40	4,08	47,35
4672	13,16	0,07	9,87	12,19	–	–	60,00
4673	6,68	0,12	4,23	6,44	5,96	8,93	58,04
4674	15,72	0,39	10,87	14,94	38,81	24,69	35,80
4679	13,69	0,19	10,23	12,88	6,20	4,53	58,61
4681	8,99	0,14	5,73	7,55	–	–	38,93
4682	41,74	0,52	33,13	35,80	6,52	1,56	66,88
4683	10,66	0,06	7,74	9,60	6,40	6,01	57,66
4684	11,81	0,07	8,21	10,04	14,15	11,98	48,50
4685	27,26	0,39	21,84	24,83	31,43	11,53	51,59
4686	12,81	0,05	9,92	12,30	5,17	4,03	62,50
4687	20,90	0,10	17,49	19,89	13,02	6,23	44,96
4689	9,90	0,14	6,49	8,66	10,17	10,27	56,47
4691	14,54	0,18	9,98	13,88	8,40	5,78	60,92
4692	9,82	0,10	6,35	9,43	9,62	9,80	59,80
4693	11,01	0,15	6,83	10,54	–	–	63,03
4711	16,25	0,16	11,73	15,64	2,86	1,76	63,38
4712	4,02	0,11	2,74	3,89	1,61	3,99	61,14
4713	7,23	0,16	3,91	6,87	3,58	4,95	68,42
4721	5,11	0,13	3,36	4,96	3,23	6,33	57,20
4722	11,75	0,13	9,17	11,59	5,03	4,28	63,81
4723	6,95	0,21	3,92	6,64	3,88	5,59	65,36
4724	6,86	0,13	4,76	6,67	1,63	2,37	63,74
4729	6,68	0,09	4,21	6,29	2,25	3,37	63,03
4731	5,32	0,07	2,64	5,09	6,49	12,21	58,63
4732	7,55	–	4,56	7,12	–	–	71,70
4741	6,32	0,03	3,29	5,99	8,36	13,22	68,72
4742	7,19	0,02	4,66	6,84	11,10	15,42	62,98
4743	12,52	0,13	9,31	12,13	5,18	4,14	65,84
4744	8,61	0,12	6,17	8,29	6,79	7,89	52,81
4751	4,52	0,13	2,09	4,32	2,22	4,91	71,19
4752	4,63	0,07	2,07	4,39	2,96	6,39	72,20
4753	7,47	0,19	4,30	7,24	3,21	4,30	59,60

Capítulo 59 - Brasil

59.2 - Indicadores de acidentes do trabalho, segundo a Classificação Nacional de Atividades Econômicas (CNAE), Brasil - 2016

(continuação)

CNAE	INDICADORES DE ACIDENTES DO TRABALHO						
	Incidência (por 1.000 vínculos)	Incidência de Doenças Ocupacionais (por 1.000 vínculos)	Incidência de Acidentes Típicos (por 1.000 vínculos)	Incidência de Incapacidade Temporária (por 1.000 vínculos)	Taxa de Mortalidade (por 100.000 vínculos)	Taxa de Letalidade (por 1.000 acidentes)	Acidentalidade para a faixa 16 a 34 anos (por 100 acidentes)
4754	4,80	0,07	2,91	4,62	2,12	4,42	60,07
4755	2,48	0,04	1,13	2,44	1,73	6,97	60,63
4756	2,01	–	0,33	2,01	–	–	75,00
4757	6,74	0,07	4,04	6,46	–	–	67,71
4759	6,21	0,15	3,75	6,02	3,96	6,37	57,75
4761	3,60	0,09	1,77	3,45	2,65	7,37	67,08
4762	2,06	–	0,29	2,06	–	–	71,43
4763	4,33	0,14	2,19	4,18	1,26	2,91	69,19
4771	4,85	0,04	2,67	4,14	3,18	6,56	69,63
4772	3,68	0,02	1,59	3,37	–	–	74,13
4773	4,16	0,11	1,78	3,89	–	–	64,94
4774	1,99	0,01	0,58	1,95	–	–	71,33
4781	3,46	0,09	1,78	3,28	1,52	4,40	72,31
4782	4,23	0,08	2,15	4,06	1,51	3,58	78,90
4783	1,85	0,05	0,83	1,69	–	–	54,93
4784	10,90	0,13	7,64	10,27	15,16	13,91	60,87
4785	8,88	0,19	6,18	8,50	–	–	45,65
4789	5,89	0,13	3,46	5,60	2,52	4,28	62,93
4790	–	–	–	–	–	–	–
4911	14,14	0,40	10,50	6,40	9,18	6,49	58,66
4912	39,61	0,35	30,41	36,50	8,79	2,22	28,70
4921	11,19	0,37	6,39	10,95	7,85	7,01	31,45
4922	9,54	0,37	5,55	9,08	16,80	17,61	33,56
4923	4,06	0,10	2,03	3,72	19,34	47,62	39,29
4924	2,64	0,11	1,37	2,53	–	–	24,00
4929	7,08	0,09	3,91	6,65	14,88	21,01	29,20
4930	13,33	0,17	9,18	12,16	25,96	19,48	44,60
4940	22,17	0,16	15,20	8,08	–	–	30,71
4950	13,70	–	5,48	13,70	–	–	80,00
5011	18,51	–	15,79	16,33	–	–	27,94
5012	29,52	–	26,15	26,99	–	–	42,86
5021	24,87	0,33	19,12	22,66	11,05	4,44	34,67
5022	13,72	–	11,44	11,82	38,12	27,78	41,67
5030	20,29	0,38	15,65	11,55	10,79	5,32	39,10
5091	5,69	–	3,70	4,84	–	–	40,00
5099	10,20	–	7,93	10,20	–	–	55,56
5111	13,67	0,44	7,10	11,83	3,80	2,78	50,00
5112	7,47	–	3,89	6,43	29,89	40,00	32,00
5120	21,15	–	13,46	19,22	–	–	54,55
5211	19,71	0,19	13,68	17,07	11,13	5,65	58,59
5212	16,09	0,17	8,21	13,98	16,76	10,42	53,72
5221	22,88	0,22	17,46	20,64	28,92	12,64	56,87
5222	24,85	0,47	14,40	23,58	15,83	6,37	30,57
5223	8,37	0,08	4,09	8,06	5,58	6,67	63,67
5229	15,75	0,33	10,64	14,53	26,36	16,74	41,21
5231	26,69	0,21	17,71	19,89	5,89	2,21	45,70
5232	11,15	0,11	5,95	8,81	10,62	9,52	61,90
5239	13,69	0,24	9,85	11,53	–	–	35,09
5240	17,83	0,63	11,71	15,58	2,32	1,30	43,77
5250	9,89	0,15	5,11	8,66	9,29	9,40	62,59
5310	104,38	6,65	87,56	73,85	5,40	0,52	24,19
5320	20,54	0,16	11,41	20,31	11,59	5,64	58,24
5510	8,63	0,19	5,82	7,92	2,78	3,22	44,86
5590	4,43	0,05	3,01	4,16	–	–	35,80
5611	7,43	0,12	5,01	7,17	2,63	3,54	66,49
5612	4,40	0,13	2,64	4,40	–	–	65,71
5620	15,99	0,17	10,81	13,47	0,73	0,46	40,58
5811	5,30	0,08	3,03	4,84	–	–	58,57
5812	6,48	–	3,82	6,14	–	–	48,21
5813	2,16	–	0,62	2,16	–	–	71,43
5819	5,66	–	1,62	4,45	–	–	64,29
5821	9,69	–	6,19	9,09	–	–	47,42
5822	9,36	0,12	5,12	9,03	12,48	13,33	41,33
5823	5,44	–	4,30	5,44	–	–	63,16
5829	9,23	0,06	7,02	9,00	–	–	51,57
5911	3,18	–	1,22	2,81	9,36	29,41	41,18
5912	2,06	–	0,69	2,06	–	–	66,67
5913	2,49	–	–	2,49	–	–	50,00
5914	7,13	0,06	4,90	6,75	–	–	68,75
5920	2,32	–	1,16	1,74	–	–	50,00
6010	2,54	–	0,56	2,26	11,28	44,44	40,00
6021	8,65	0,15	5,08	6,70	7,63	8,82	41,80
6022	6,58	0,57	2,86	6,58	57,18	86,96	34,78
6110	12,38	0,32	7,32	10,83	1,89	1,53	58,41
6120	10,73	0,17	4,98	10,64	5,10	4,75	62,28
6130	4,11	–	1,76	3,53	–	–	57,14
6141	18,66	0,55	11,25	17,29	–	–	66,18
6143	9,40	0,49	2,47	8,41	–	–	52,63
6190	11,63	0,07	8,13	10,86	3,70	3,18	63,06
6201	4,97	0,08	0,74	4,73	1,81	3,64	46,81
6202	2,69	–	0,66	2,51	–	–	71,70
6203	3,24	0,13	0,65	2,94	–	–	70,47
6204	4,47	0,04	1,12	4,03	2,73	6,12	49,54
6209	4,65	0,10	1,76	4,27	3,68	7,92	61,48

Capítulo 59 - Brasil

59.2 - Indicadores de acidentes do trabalho, segundo a Classificação Nacional de Atividades Econômicas (CNAE), Brasil - 2016

(continuação)

CNAE	INDICADORES DE ACIDENTES DO TRABALHO						
	Incidência (por 1.000 vínculos)	Incidência de Doenças Ocupacionais (por 1.000 vínculos)	Incidência de Acidentes Típicos (por 1.000 vínculos)	Incidência de Incapacidade Temporária (por 1.000 vínculos)	Taxa de Mortalidade (por 100.000 vínculos)	Taxa de Letalidade (por 1.000 acidentes)	Acidentalidade para a faixa 16 a 34 anos (por 100 acidentes)
6311	6,28	0,08	2,45	5,70	1,99	3,17	54,60
6319	2,77	0,14	0,72	2,58	–	–	70,69
6391	4,44	–	0,63	4,44	–	–	42,86
6399	5,54	0,15	1,85	5,54	15,40	27,78	61,11
6421	8,28	1,06	5,43	5,60	–	–	26,56
6422	16,25	7,62	3,92	15,02	1,86	1,15	34,43
6423	5,02	0,65	2,45	4,23	3,21	6,40	25,16
6424	2,60	0,11	0,85	2,46	5,31	20,41	63,95
6431	5,02	0,63	0,84	5,02	–	–	41,67
6432	3,87	1,29	–	2,58	–	–	–
6433	14,75	–	2,15	8,85	–	–	40,00
6434	5,10	0,64	–	5,10	–	–	12,50
6435	2,61	0,44	0,87	2,61	–	–	33,33
6436	3,88	1,74	0,80	3,88	–	–	44,83
6437	5,08	–	3,81	5,08	–	–	100,00
6438	–	–	–	–	–	–	–
6440	2,22	–	2,22	2,22	–	–	100,00
6450	9,03	1,00	4,01	9,03	–	–	33,33
6461	2,64	–	2,64	2,64	–	–	–
6462	6,48	0,08	4,14	5,67	8,39	12,93	44,83
6463	12,45	0,18	9,25	12,27	–	–	37,14
6491	2,43	–	0,35	2,61	–	–	35,71
6492	0,93	–	–	0,93	–	–	–
6493	4,68	–	1,54	4,40	6,99	14,93	71,64
6499	5,52	–	1,38	4,14	–	–	33,33
6511	6,36	0,08	2,66	5,88	–	–	58,23
6512	4,66	0,16	1,42	4,41	–	–	50,88
6520	4,04	–	1,08	4,04	–	–	40,00
6530	2,89	–	–	1,45	–	–	–
6541	10,01	0,93	2,54	7,47	–	–	32,00
6542	5,79	–	1,16	5,79	–	–	20,00
6550	15,52	0,13	8,88	10,21	–	–	51,77
6611	4,04	–	2,31	4,04	–	–	42,86
6612	3,11	0,18	1,74	3,11	9,15	29,41	50,00
6613	3,31	–	0,97	3,03	–	–	70,83
6619	5,52	0,39	2,59	5,24	5,63	10,20	58,16
6621	7,21	–	1,03	6,87	–	–	42,86
6622	2,55	0,06	0,63	2,41	1,91	7,52	66,17
6629	1,99	0,14	0,43	1,85	–	–	57,14
6630	6,26	–	3,05	6,26	–	–	32,43
6810	13,03	0,15	10,10	12,36	15,20	11,67	40,17
6821	4,42	0,04	1,98	4,36	1,89	4,27	56,41
6822	8,27	0,19	4,72	7,90	2,09	2,53	49,49
6911	1,76	0,02	0,59	1,68	0,76	4,33	56,28
6912	6,62	0,07	2,35	6,40	–	–	62,37
6920	3,88	0,07	1,12	3,63	2,04	5,26	65,88
7010	12,96	–	6,48	10,80	–	–	50,00
7020	5,50	0,07	1,83	4,75	–	–	60,75
7111	6,04	–	4,71	5,44	–	–	50,00
7112	12,04	0,13	8,08	10,44	9,92	8,24	47,23
7119	7,38	0,07	4,75	5,72	3,32	4,50	56,31
7120	10,01	0,24	5,13	8,50	4,07	4,07	71,14
7210	13,92	0,26	9,79	10,71	7,83	5,63	24,02
7220	3,49	–	1,97	2,73	–	–	34,78
7311	2,63	–	0,79	2,45	–	–	59,21
7312	9,73	–	6,90	9,37	–	–	56,36
7319	6,60	0,06	2,56	6,33	–	–	70,59
7320	4,45	0,11	1,08	4,01	10,85	24,39	53,66
7410	9,09	–	7,47	8,77	–	–	71,43
7420	7,15	0,12	2,28	6,71	–	–	47,41
7490	8,37	0,17	4,17	7,13	4,35	5,19	52,42
7500	4,96	0,09	2,34	4,68	9,35	18,87	56,60
7711	6,61	0,10	3,59	5,87	5,15	7,79	45,71
7719	6,20	0,26	4,48	5,67	–	–	40,43
7721	4,68	0,39	2,34	4,68	–	–	41,67
7722	3,97	–	2,48	3,73	49,67	125,00	75,00
7723	3,84	0,14	2,09	3,70	–	–	23,64
7729	7,30	0,30	4,80	7,10	20,01	27,40	54,79
7731	6,76	–	5,32	6,55	–	–	48,48
7732	15,51	0,06	11,25	14,00	2,09	1,35	54,24
7733	6,52	–	2,64	5,90	–	–	70,21
7739	12,84	0,13	9,23	11,54	10,47	8,16	50,73
7740	5,76	0,32	1,60	5,60	–	–	66,67
7810	6,43	0,11	2,11	5,83	2,26	3,52	39,96
7820	6,72	0,10	2,39	6,28	3,16	4,69	55,87
7830	6,12	0,13	2,37	5,22	2,07	3,39	40,23
7911	2,72	0,05	0,83	2,57	4,71	17,34	50,87
7912	2,58	–	1,29	2,58	–	–	100,00
7990	4,47	–	2,11	4,47	–	–	52,94
8011	6,56	0,05	1,46	6,25	7,17	10,94	42,78
8012	22,00	0,66	9,19	20,42	22,41	10,19	42,42
8020	12,00	0,08	6,29	11,15	10,09	8,40	65,55
8111	6,11	0,10	2,19	5,74	4,20	6,87	42,83
8112	6,44	0,12	4,33	6,03	3,56	5,53	36,28

Capítulo 59 - Brasil

59.2 - Indicadores de acidentes do trabalho, segundo a Classificação Nacional de Atividades Econômicas (CNAE), Brasil - 2016

(conclusão)

CNAE	INDICADORES DE ACIDENTES DO TRABALHO						
	Incidência (por 1.000 vínculos)	Incidência de Doenças Ocupacionais (por 1.000 vínculos)	Incidência de Acidentes Típicos (por 1.000 vínculos)	Incidência de Incapacidade Temporária (por 1.000 vínculos)	Taxa de Mortalidade (por 100.000 vínculos)	Taxa de Letalidade (por 1.000 acidentes)	Acidentalidade para a faixa 16 a 34 anos (por 100 acidentes)
8121	8,05	0,11	3,25	7,12	2,48	3,08	31,11
8122	12,35	0,27	4,65	11,57	–	–	48,71
8129	17,84	0,19	12,23	14,11	3,83	2,15	38,65
8130	13,29	0,04	9,72	11,92	4,40	3,31	45,70
8211	5,99	0,14	2,68	5,38	1,52	2,54	48,89
8219	4,89	0,08	2,08	4,59	4,43	9,07	64,40
8220	7,06	0,29	1,66	6,71	1,07	1,51	74,15
8230	5,68	0,11	3,45	5,45	2,25	3,97	57,14
8291	3,90	0,10	1,04	3,76	2,31	5,93	65,58
8292	14,22	0,54	8,51	12,23	9,06	6,37	64,97
8299	6,70	0,06	3,40	5,86	3,35	5,00	57,95
8411	3,97	0,04	2,63	3,27	1,04	2,62	25,17
8412	4,77	0,06	2,22	3,77	–	–	34,82
8413	16,13	–	10,70	14,77	–	–	9,47
8421	–	–	–	–	–	–	–
8422	36,37	–	34,24	28,89	–	–	41,18
8423	2,96	0,05	2,23	2,33	–	–	29,51
8424	6,32	0,05	4,47	5,79	–	–	34,62
8425	–	–	–	–	–	–	–
8430	5,58	–	3,54	3,40	–	–	26,83
8511	23,23	0,12	4,80	22,42	–	–	33,70
8512	2,95	0,09	1,96	2,73	–	–	40,39
8513	3,85	0,08	2,47	3,51	1,06	2,75	35,96
8520	3,52	0,05	2,26	3,22	1,39	3,94	30,84
8531	7,87	0,06	4,20	6,69	0,83	1,05	37,74
8532	8,25	0,17	5,75	6,05	0,97	1,18	34,95
8533	6,45	0,28	4,03	5,32	–	–	35,63
8541	3,91	0,11	2,28	3,56	–	–	34,72
8542	6,64	0,14	3,87	6,23	13,83	20,83	33,33
8550	8,90	0,06	5,67	6,72	–	–	27,18
8591	3,26	0,12	1,86	3,26	–	–	35,71
8592	3,37	0,11	1,80	3,26	–	–	46,67
8593	1,71	0,07	0,72	1,61	–	–	52,14
8599	6,90	0,13	3,73	6,14	1,86	2,69	40,90
8610	49,85	0,41	37,99	24,55	2,41	0,48	45,67
8621	15,93	–	10,12	12,27	–	–	51,80
8622	13,75	0,55	7,15	11,00	–	–	28,00
8630	15,92	0,12	10,70	9,45	0,37	0,23	45,42
8640	18,40	0,08	12,62	10,85	1,29	0,70	58,50
8650	4,92	0,04	2,69	3,16	1,02	2,07	46,28
8660	32,92	0,23	26,91	12,04	1,61	0,49	49,46
8690	24,35	0,10	18,15	13,21	3,09	1,27	41,53
8711	10,02	0,12	6,85	8,80	4,09	4,08	32,65
8712	9,90	0,20	4,68	8,56	6,69	6,76	50,00
8720	28,42	0,09	22,73	15,67	–	–	35,48
8730	13,36	0,09	10,24	10,77	2,94	2,20	32,60
8800	12,75	0,15	8,34	11,17	–	–	44,32
9001	5,58	0,06	4,15	5,26	25,95	46,51	53,49
9002	6,48	–	3,24	6,48	–	–	50,00
9003	8,01	–	6,51	8,01	–	–	31,25
9101	11,47	–	8,34	11,47	–	–	77,27
9102	5,83	0,65	5,18	5,83	–	–	44,44
9103	25,21	–	23,67	21,10	51,45	20,41	40,82
9200	11,46	–	8,91	12,73	–	–	22,22
9311	7,89	–	5,02	6,82	–	–	63,64
9312	10,57	0,14	7,20	9,83	42,66	40,38	38,72
9313	2,61	0,04	1,30	2,55	2,16	8,26	61,16
9319	8,16	0,13	5,92	7,76	6,58	8,06	58,06
9321	14,41	0,08	10,89	13,55	–	–	70,11
9329	7,50	0,11	5,11	7,20	3,68	4,90	44,12
9411	10,14	0,19	6,31	7,94	–	–	43,34
9412	11,27	0,10	5,48	9,46	9,72	8,62	23,56
9420	5,95	0,41	3,22	5,63	2,90	4,88	39,27
9430	8,23	0,13	5,52	6,51	1,04	1,27	38,54
9491	5,47	0,09	3,84	5,19	1,62	2,95	29,54
9492	23,32	–	0,37	23,14	–	–	31,50
9493	8,46	0,16	3,92	7,83	–	–	57,41
9499	14,66	0,10	9,92	12,34	7,69	5,24	51,40
9511	5,30	0,13	2,60	5,07	–	–	61,50
9512	12,31	0,40	7,27	11,20	10,09	8,20	68,03
9521	6,96	–	4,54	6,51	8,04	11,56	59,54
9529	7,38	0,14	4,44	7,04	4,82	6,54	57,52
9601	11,78	0,25	8,37	10,29	–	–	46,35
9602	2,21	0,18	0,95	2,09	1,02	4,61	59,45
9603	8,76	0,05	4,50	7,97	2,71	3,10	47,37
9609	2,14	0,03	1,11	2,00	1,61	7,52	63,16
9700	15,53	–	10,87	14,86	22,18	14,29	12,86
9900	5,96	–	4,33	5,42	–	–	31,82
Outros (1)	533,85	3,87	85,11	526,11	–	–	27,54

Fonte: DATAPREV, CAT, SUB, CNIS.

Notas: 1. Os dados são preliminares, estando sujeitos a correções.
2. As atividades econômicas que apresentam valores zerados para os indicadores são aquelas onde não ocorreram acidentes no período.

(1) Englobam as atividades que possuíam número médio de vínculos no ano menor que 100

Capítulo 60 - Rondônia

60.1 - Indicadores de acidentes do trabalho, segundo a Classificação Nacional de Atividades Econômicas (CNAE), dos estabelecimentos localizados no estado de Rondônia - 2015

(continua)

CNAE	INDICADORES DE ACIDENTES DO TRABALHO						
	Incidência (por 1.000 vínculos)	Incidência de Doenças Ocupacionais (por 1.000 vínculos)	Incidência de Acidentes Típicos (por 1.000 vínculos)	Incidência de Incapacidade Temporária (por 1.000 vínculos)	Taxa de Mortalidade (por 100.000 vínculos)	Taxa de Letalidade (por 1.000 acidentes)	Acidentalidade para a faixa 16 a 34 anos (por 100 acidentes)
TOTAL	**17,78**	**0,41**	**8,56**	**15,31**	**11,11**	**6,25**	**54,17**
0111	5,61	–	3,74	5,61	–	–	33,33
0113	–	–	–	–	–	–	–
0115	15,01	–	8,58	15,01	–	–	85,71
0121	5,17	–	–	5,17	–	–	100,00
0151	8,37	–	6,81	8,25	11,95	14,29	58,57
0155	8,20	–	8,20	8,20	–	–	100,00
0161	1,56	–	–	1,56	–	–	–
0162	14,68	–	14,68	14,68	–	–	16,67
0220	–	–	–	–	–	–	–
0230	33,66	–	25,25	33,66	–	–	25,00
0322	22,25	–	7,42	22,25	–	–	66,67
0722	17,65	–	11,03	17,65	–	–	50,00
0729	–	–	–	–	–	–	–
0810	16,67	–	6,67	16,67	–	–	70,00
1011	59,48	2,25	45,74	39,86	12,50	2,10	67,86
1012	33,01	–	16,50	34,84	–	–	66,67
1013	14,21	–	6,09	14,21	–	–	14,29
1020	28,22	–	28,22	28,22	–	–	80,00
1051	19,95	–	9,98	19,95	–	–	50,00
1052	31,97	–	22,33	24,52	–	–	78,08
1053	–	–	–	–	–	–	–
1061	13,25	–	11,04	15,45	–	–	66,67
1064	24,84	–	–	24,84	–	–	66,67
1066	17,70	1,36	10,89	17,70	136,16	76,92	76,92
1081	4,57	–	–	4,57	–	–	100,00
1091	12,72	0,61	8,48	12,72	–	–	76,19
1099	15,67	–	11,75	15,67	–	–	25,00
1121	8,71	–	–	8,71	–	–	50,00
1122	20,24	–	11,91	20,24	–	–	82,35
1411	4,81	–	–	4,81	–	–	100,00
1412	13,34	–	–	13,34	–	–	71,43
1413	–	–	–	–	–	–	–
1510	90,07	–	66,83	81,36	290,56	32,26	74,19
1610	29,17	0,63	21,46	28,34	41,67	14,29	55,00
1621	21,95	–	13,31	21,95	66,53	30,30	45,45
1622	21,53	3,08	15,38	21,53	–	–	57,14
1629	14,33	–	14,33	14,33	–	–	50,00
1813	10,87	–	8,15	13,59	–	–	25,00
1931	16,67	–	8,33	16,67	–	–	–
2062	9,05	–	9,05	9,05	–	–	–
2212	12,44	–	8,30	12,44	–	–	33,33
2311	26,02	–	16,26	26,02	–	–	87,50
2330	16,76	0,99	9,86	16,76	–	–	58,82
2342	20,37	–	12,22	19,79	–	–	54,29
2349	32,85	–	9,39	32,85	–	–	28,57
2391	13,42	–	10,06	13,42	–	–	50,00
2449	46,33	–	41,18	46,33	–	–	44,44
2511	25,15	–	15,72	22,01	–	–	87,50
2512	24,74	–	12,37	24,74	–	–	75,00
2521	8,57	–	8,57	8,57	–	–	50,00
2539	5,68	–	5,68	5,68	–	–	100,00
2542	7,76	–	–	7,76	–	–	–
2822	34,65	–	27,72	18,48	–	–	80,00

Capítulo 60 - Rondônia

60.1 - Indicadores de acidentes do trabalho, segundo a Classificação Nacional de Atividades Econômicas (CNAE), dos estabelecimentos localizados no estado de Rondônia - 2015

(continuação)

CNAE	INDICADORES DE ACIDENTES DO TRABALHO						
	Incidência (por 1.000 vínculos)	Incidência de Doenças Ocupacionais (por 1.000 vínculos)	Incidência de Acidentes Típicos (por 1.000 vínculos)	Incidência de Incapacidade Temporária (por 1.000 vínculos)	Taxa de Mortalidade (por 100.000 vínculos)	Taxa de Letalidade (por 1.000 acidentes)	Acidentalidade para a faixa 16 a 34 anos (por 100 acidentes)
2930	26,25	–	18,75	26,25	–	–	71,43
2950	17,37	–	–	17,37	–	–	66,67
3092	2,10	–	–	2,10	–	–	100,00
3101	15,00	–	8,33	15,00	–	–	55,56
3104	18,89	2,36	9,45	18,89	–	–	62,50
3292	–	–	–	–	–	–	–
3299	–	–	–	–	–	–	–
3314	9,20	–	9,20	9,20	–	–	100,00
3511	58,81	0,64	51,14	33,24	–	–	53,26
3514	8,33	2,78	4,16	8,33	–	–	50,00
3600	22,34	–	17,88	23,46	–	–	15,00
3811	66,64	–	50,56	62,05	459,59	68,97	72,41
3812	54,22	–	54,22	13,55	–	–	41,67
3832	9,52	–	–	9,52	–	–	–
4110	–	–	–	–	–	–	–
4120	19,44	0,29	11,60	18,71	14,51	7,46	54,48
4211	54,89	–	40,75	23,24	101,02	18,40	57,67
4212	48,72	–	46,40	11,14	–	–	68,57
4221	35,46	0,76	24,27	23,70	18,96	5,35	55,61
4292	25,36	–	24,11	9,08	62,61	24,69	37,04
4299	44,12	–	36,10	32,09	–	–	45,45
4313	17,09	–	12,43	17,09	–	–	36,36
4321	31,78	1,22	20,78	33,00	–	–	65,38
4322	7,59	–	–	7,59	–	–	100,00
4330	6,24	–	–	6,24	–	–	50,00
4399	37,59	–	13,67	35,88	–	–	31,82
4511	9,41	0,36	5,07	9,41	–	–	80,77
4520	9,49	0,45	5,42	9,94	–	–	71,43
4530	8,56	–	4,96	8,73	–	–	70,00
4541	7,46	–	4,56	6,64	–	–	88,89
4543	11,57	–	5,79	5,79	–	–	50,00
4621	–	–	–	–	–	–	–
4623	4,25	–	4,25	4,25	–	–	100,00
4632	14,11	2,82	11,29	14,11	–	–	80,00
4633	–	–	–	–	–	–	–
4634	10,00	–	10,00	10,00	–	–	100,00
4635	13,48	–	6,29	13,48	–	–	60,00
4637	7,52	–	1,61	6,98	–	–	85,71
4639	3,30	–	0,66	3,96	–	–	40,00
4641	–	–	–	–	–	–	–
4642	–	–	–	–	–	–	–
4644	10,82	2,40	2,40	10,82	–	–	44,44
4645	5,17	–	–	5,17	–	–	–
4646	–	–	–	–	–	–	–
4649	5,47	0,61	1,82	5,47	–	–	66,67
4661	6,31	–	1,58	6,31	–	–	75,00
4662	7,44	–	7,44	7,44	–	–	100,00
4671	30,52	–	21,13	30,52	–	–	61,54
4672	24,51	–	8,17	24,51	–	–	100,00
4674	8,37	–	8,37	8,37	–	–	100,00
4679	10,96	–	8,22	5,48	–	–	75,00
4681	–	–	–	–	–	–	–
4682	84,40	–	66,06	73,39	–	–	82,61
4683	5,10	–	5,10	5,10	–	–	–
4687	23,40	–	23,40	23,40	–	–	75,00

Capítulo 60 - Rondônia

60.1 - Indicadores de acidentes do trabalho, segundo a Classificação Nacional de Atividades Econômicas (CNAE), dos estabelecimentos localizados no estado de Rondônia - 2015

(continuação)

CNAE	INDICADORES DE ACIDENTES DO TRABALHO						
	Incidência (por 1.000 vínculos)	Incidência de Doenças Ocupacionais (por 1.000 vínculos)	Incidência de Acidentes Típicos (por 1.000 vínculos)	Incidência de Incapacidade Temporária (por 1.000 vínculos)	Taxa de Mortalidade (por 100.000 vínculos)	Taxa de Letalidade (por 1.000 acidentes)	Acidentalidade para a faixa 16 a 34 anos (por 100 acidentes)
4691	8,70	–	4,97	8,70	–	–	42,86
4692	4,15	–	–	4,15	–	–	100,00
4693	32,12	–	8,03	32,12	–	–	87,50
4711	14,51	0,09	8,24	14,51	9,36	6,45	80,00
4712	6,67	0,32	2,22	6,67	–	–	71,43
4713	3,36	–	1,68	3,36	–	–	50,00
4721	2,87	–	1,43	2,87	–	–	50,00
4722	2,61	–	2,61	2,61	–	–	–
4723	7,01	–	7,01	7,01	–	–	100,00
4729	1,69	–	0,84	1,69	–	–	100,00
4731	4,69	0,21	1,92	4,69	21,31	45,45	81,82
4741	20,79	–	6,24	16,63	–	–	70,00
4742	5,35	–	2,68	5,35	–	–	100,00
4743	10,48	–	7,86	10,48	–	–	50,00
4744	8,08	–	4,27	7,77	–	–	56,60
4751	5,89	–	–	5,89	–	–	100,00
4752	7,58	–	4,55	7,58	–	–	100,00
4753	9,01	0,45	1,80	9,01	–	–	70,00
4754	4,10	0,46	2,28	4,10	–	–	66,67
4755	3,90	–	–	3,90	–	–	80,00
4757	13,80	–	4,60	13,80	–	–	100,00
4759	7,54	–	–	7,54	–	–	75,00
4761	9,38	–	3,52	9,38	–	–	75,00
4763	–	–	–	–	–	–	–
4771	4,74	–	1,65	4,74	–	–	65,22
4772	1,33	–	–	1,33	–	–	100,00
4774	3,83	–	–	3,83	–	–	100,00
4781	4,23	–	1,46	3,97	–	–	68,75
4782	3,01	–	2,00	3,01	–	–	66,67
4783	–	–	–	–	–	–	–
4784	5,68	2,84	2,84	5,68	–	–	100,00
4789	2,95	–	–	2,95	–	–	71,43
4921	17,11	–	6,22	17,11	51,84	30,30	45,45
4922	17,65	–	9,50	16,29	135,76	76,92	46,15
4924	–	–	–	–	–	–	–
4929	3,35	–	–	3,35	–	–	100,00
4930	8,99	0,52	4,84	8,65	51,88	57,69	53,85
5021	37,85	–	25,23	37,85	–	–	27,78
5022	6,66	–	3,33	6,66	–	–	50,00
5091	–	–	–	–	–	–	–
5111	29,53	–	–	29,53	–	–	40,00
5211	7,13	–	–	7,13	–	–	–
5212	45,25	–	–	45,25	–	–	50,00
5229	–	–	–	–	–	–	–
5231	23,79	–	13,59	27,19	–	–	71,43
5240	44,67	–	14,89	44,67	–	–	83,33
5310	129,34	7,94	63,53	117,99	–	–	33,33
5320	16,30	–	5,43	16,30	–	–	33,33
5510	4,17	0,46	3,24	3,71	–	–	33,33
5611	4,94	0,32	2,23	4,94	–	–	64,52
5620	12,02	–	6,01	9,77	–	–	56,25
5822	8,24	–	–	8,24	–	–	–
6010	–	–	–	–	–	–	–
6021	5,14	–	1,71	5,14	–	–	100,00

Capítulo 60 - Rondônia

60.1 - Indicadores de acidentes do trabalho, segundo a Classificação Nacional de Atividades Econômicas (CNAE), dos estabelecimentos localizados no estado de Rondônia - 2015

CNAE	INDICADORES DE ACIDENTES DO TRABALHO (conclusão)						
	Incidência (por 1.000 vínculos)	Incidência de Doenças Ocupacionais (por 1.000 vínculos)	Incidência de Acidentes Típicos (por 1.000 vínculos)	Incidência de Incapacidade Temporária (por 1.000 vínculos)	Taxa de Mortalidade (por 100.000 vínculos)	Taxa de Letalidade (por 1.000 acidentes)	Acidentalidade para a faixa 16 a 34 anos (por 100 acidentes)
6110	15,46	6,18	3,09	15,46	–	–	40,00
6120	11,04	–	–	11,04	–	–	100,00
6190	8,34	–	8,34	8,34	–	–	100,00
6209	5,72	–	–	5,72	–	–	100,00
6421	4,02	4,02	–	4,02	–	–	–
6422	40,54	25,90	2,25	45,05	–	–	72,22
6423	1,83	–	1,83	1,83	–	–	–
6424	6,43	1,61	0,80	6,43	–	–	62,50
6499	–	–	–	–	–	–	–
6550	11,96	–	5,98	5,98	–	–	75,00
6619	9,62	–	–	9,62	–	–	100,00
6622	6,58	–	–	6,58	–	–	100,00
6810	31,43	–	15,71	31,43	–	–	83,33
6821	18,24	–	4,56	18,24	–	–	25,00
6822	12,45	–	6,22	12,45	–	–	100,00
6911	0,87	–	–	0,87	–	–	100,00
6920	5,95	0,46	0,46	5,95	–	–	84,62
7020	–	–	–	–	–	–	–
7112	15,37	–	13,17	10,98	219,54	142,86	42,86
7119	19,48	–	9,74	19,48	–	–	50,00
7210	9,47	–	9,47	9,47	–	–	–
7490	13,17	0,77	5,42	9,29	–	–	58,82
7711	10,33	2,58	5,16	10,33	–	–	75,00
7732	14,59	–	7,29	14,59	–	–	–
7733	–	–	–	–	–	–	–
7739	14,26	–	14,26	14,26	–	–	100,00
7810	8,98	–	–	13,47	449,10	500,00	50,00
7820	19,74	–	4,93	19,74	–	–	75,00
7911	4,13	–	2,06	4,13	–	–	–
8011	6,21	–	0,89	6,50	88,69	142,86	42,86
8012	12,31	–	–	11,58	–	–	58,82
8020	36,63	–	10,47	36,63	–	–	100,00
8111	4,75	–	4,75	4,75	–	–	50,00
8112	3,60	–	2,16	3,60	–	–	60,00
8121	7,80	–	1,23	6,98	–	–	31,58
8211	4,27	–	1,42	4,27	–	–	33,33
8219	1,55	–	1,55	1,55	–	–	–
8220	4,99	–	–	4,99	–	–	100,00
8230	–	–	–	–	–	–	–
8291	3,99	–	–	3,99	–	–	100,00
8299	6,60	1,10	4,40	7,70	–	–	100,00
8411	3,50	0,15	0,85	3,27	3,85	10,99	19,78
8412	1,27	–	–	1,27	–	–	–
8422	–	–	–	–	–	–	–
8423	–	–	–	–	–	–	–
8511	55,80	–	–	55,80	–	–	72,73
8512	2,05	–	–	2,05	–	–	100,00
8513	1,69	–	0,85	1,69	–	–	–
8520	14,74	–	2,11	14,74	–	–	42,86
8531	1,93	–	1,29	1,93	–	–	66,67
8532	6,46	0,36	3,95	6,10	–	–	38,89
8541	–	–	–	–	–	–	–
8593	–	–	–	–	–	–	–
8599	12,09	–	5,55	11,44	–	–	56,76
8610	25,95	0,48	17,54	15,38	–	–	51,85
8630	6,58	–	0,73	5,85	–	–	88,89
8640	11,83	0,59	5,32	10,06	–	–	60,00
8650	–	–	–	–	–	–	–
8660	–	–	–	–	–	–	–
8690	–	–	–	–	–	–	–
8730	5,05	–	5,05	5,05	–	–	100,00
8800	6,44	3,87	1,29	5,15	–	–	40,00
9312	9,80	–	–	9,80	–	–	–
9313	2,52	–	–	2,52	–	–	100,00
9411	–	–	–	–	–	–	–
9412	4,60	–	4,60	2,30	–	–	50,00
9420	–	–	–	–	–	–	–
9430	6,94	–	2,78	6,94	–	–	40,00
9491	4,66	0,67	2,00	5,32	–	–	28,57
9499	20,70	–	6,90	20,70	–	–	33,33
9511	–	–	–	–	–	–	–
9521	4,16	–	4,16	4,16	–	–	100,00
9601	9,60	9,60	–	9,60	–	–	–
9602	6,19	3,09	–	6,19	–	–	100,00
9603	–	–	–	–	–	–	–
9609	–	–	–	–	–	–	–
9700	–	–	–	–	–	–	–
Outros (1)	25,92	0,25	13,58	25,06	12,34	4,76	50,95

Fonte: DATAPREV, CAT, SUB, CNIS.

Notas: 1. Os dados são preliminares, estando sujeitos a correções.
2. As atividades econômicas que apresentam valores zerados para os indicadores são aquelas onde não ocorreram acidentes no período.

(1) Englobam as atividades que possuíam número médio de vínculos no ano menor que 100.

Capítulo 60 - Rondônia

60.2 - Indicadores de acidentes do trabalho, segundo a Classificação Nacional de Atividades Econômicas (CNAE), dos estabelecimentos localizados no estado de Rondônia - 2016

(continua)

CNAE	INDICADORES DE ACIDENTES DO TRABALHO						
	Incidência (por 1.000 vínculos)	Incidência de Doenças Ocupacionais (por 1.000 vínculos)	Incidência de Acidentes Típicos (por 1.000 vínculos)	Incidência de Incapacidade Temporária (por 1.000 vínculos)	Taxa de Mortalidade (por 100.000 vínculos)	Taxa de Letalidade (por 1.000 acidentes)	Acidentalidade para a faixa 16 a 34 anos (por 100 acidentes)
TOTAL	**17,86**	**0,47**	**8,08**	**15,92**	**10,31**	**5,78**	**51,80**
0111	3,56	–	1,78	3,56	–	–	50,00
0113	–	–	–	–	–	–	–
0115	19,11	–	14,86	19,11	–	–	77,78
0121	9,95	–	–	9,95	–	–	100,00
0151	7,10	–	6,05	6,87	11,64	16,39	55,74
0155	–	–	–	–	–	–	–
0161	8,35	–	6,68	8,35	–	–	40,00
0162	27,59	–	22,99	27,59	459,77	166,67	41,67
0220	4,07	–	–	4,07	–	–	100,00
0230	18,35	–	18,35	18,35	–	–	–
0322	30,08	–	22,56	30,08	–	–	100,00
0722	15,63	4,46	4,46	11,16	–	–	85,71
0810	15,41	–	7,71	15,41	–	–	50,00
1011	58,30	0,74	45,55	36,76	12,38	2,12	70,91
1012	30,55	2,04	16,29	26,48	–	–	46,67
1013	25,97	–	20,41	22,26	–	–	85,71
1020	19,74	–	6,58	19,74	–	–	–
1051	11,76	–	5,88	11,76	–	–	100,00
1052	42,22	–	22,35	42,22	41,39	9,80	57,84
1053	4,81	–	4,81	4,81	–	–	–
1061	17,86	–	8,93	17,86	–	–	37,50
1064	27,27	–	9,09	27,27	–	–	66,67
1066	4,12	–	4,12	4,12	–	–	33,33
1081	9,66	–	9,66	9,66	483,09	500,00	50,00
1091	10,83	3,19	4,46	9,56	–	–	76,47
1099	4,07	–	4,07	4,07	–	–	100,00
1121	3,98	–	3,98	3,98	–	–	–
1122	22,25	–	6,18	19,78	–	–	77,78
1411	–	–	–	–	–	–	–
1412	10,75	–	–	10,75	–	–	–
1413	5,18	5,18	–	5,18	–	–	50,00
1510	103,13	–	84,38	65,63	–	–	72,73
1610	26,28	0,51	18,11	26,02	51,02	19,42	41,75
1621	31,18	–	15,21	30,42	–	–	36,59
1622	12,42	–	12,42	12,42	–	–	50,00
1629	15,75	–	10,50	15,75	–	–	50,00
1813	2,69	–	–	2,69	–	–	100,00
1931	–	–	–	–	–	–	–
2062	9,43	–	9,43	9,43	–	–	100,00
2212	12,24	–	8,16	12,24	–	–	66,67
2311	60,71	–	35,71	60,71	–	–	58,82
2330	18,03	1,20	12,02	19,23	–	–	60,00
2342	23,50	0,71	16,38	22,79	–	–	75,76
2349	12,05	–	6,02	12,05	–	–	–
2391	27,78	–	17,36	27,78	347,22	125,00	87,50
2449	92,78	–	72,16	92,78	–	–	27,78
2511	13,79	–	10,34	20,69	689,66	500,00	75,00
2512	23,67	–	23,67	23,67	–	–	50,00
2521	15,75	–	7,87	15,75	–	–	100,00
2539	6,29	–	6,29	6,29	–	–	100,00
2542	8,77	–	–	8,77	–	–	100,00
2599	–	–	–	–	–	–	–
2822	20,58	4,12	12,35	20,58	–	–	100,00
2930	28,81	–	16,46	28,81	–	–	71,43
2950	6,37	–	6,37	6,37	–	–	–
3092	4,78	–	2,39	4,78	–	–	50,00
3101	25,41	–	23,59	23,59	–	–	28,57
3104	15,79	–	10,53	15,79	–	–	50,00
3292	–	–	–	–	–	–	–
3299	8,97	–	4,48	4,48	–	–	100,00
3314	13,95	–	13,95	9,30	–	–	66,67
3511	54,27	–	50,30	24,49	–	–	46,34
3512	19,61	–	19,61	19,61	–	–	–
3514	5,74	–	1,43	5,74	–	–	75,00
3600	18,87	1,05	14,68	18,87	–	–	22,22
3811	105,38	–	83,87	92,47	–	–	79,59
3812	104,48	–	84,58	39,80	–	–	61,90
4110	–	–	–	–	–	–	–
4120	20,23	0,35	13,19	18,65	–	–	49,57
4211	18,40	–	6,13	16,36	102,25	55,56	66,67
4212	42,68	0,97	40,74	8,73	–	–	59,09
4221	45,69	0,46	24,46	42,92	46,15	10,10	44,44
4292	17,48	–	15,20	9,88	–	–	65,22
4299	37,38	–	18,69	37,38	–	–	62,50
4313	21,24	–	11,58	21,24	–	–	63,64
4321	20,30	–	9,23	20,30	–	–	63,64

Capítulo 60 - Rondônia

60.2 - Indicadores de acidentes do trabalho, segundo a Classificação Nacional de Atividades Econômicas (CNAE), dos estabelecimentos localizados no estado de Rondônia - 2016

(continuação)

CNAE	INDICADORES DE ACIDENTES DO TRABALHO						
	Incidência (por 1.000 vínculos)	Incidência de Doenças Ocupacionais (por 1.000 vínculos)	Incidência de Acidentes Típicos (por 1.000 vínculos)	Incidência de Incapacidade Temporária (por 1.000 vínculos)	Taxa de Mortalidade (por 100.000 vínculos)	Taxa de Letalidade (por 1.000 acidentes)	Acidentalidade para a faixa 16 a 34 anos (por 100 acidentes)
4322	3,57	–	–	3,57	–	–	100,00
4330	9,01	–	4,50	9,01	–	–	50,00
4399	36,86	–	22,11	31,94	–	–	53,33
4511	6,43	–	2,41	6,03	–	–	87,50
4520	7,42	0,46	4,64	6,49	–	–	50,00
4530	13,01	–	6,77	13,01	17,83	13,70	80,82
4541	10,01	0,46	2,28	8,65	–	–	90,91
4543	6,06	–	–	6,06	–	–	100,00
4623	4,22	–	–	4,22	–	–	–
4632	26,14	–	13,07	26,14	–	–	50,00
4633	11,90	–	–	11,90	–	–	66,67
4634	10,47	–	–	10,47	–	–	50,00
4635	24,26	–	15,27	20,66	–	–	70,37
4637	6,93	–	2,13	6,93	–	–	61,54
4639	5,61	–	1,25	5,61	–	–	88,89
4641	–	–	–	–	–	–	–
4642	19,42	–	–	9,71	–	–	50,00
4644	19,56	–	9,13	18,25	–	–	80,00
4645	5,18	–	–	–	–	–	100,00
4646	6,13	–	–	6,13	–	–	–
4649	3,93	–	1,31	3,93	–	–	100,00
4661	13,63	–	5,11	11,93	–	–	50,00
4671	27,86	–	18,58	27,86	–	–	44,44
4672	–	–	–	–	–	–	–
4674	–	–	–	–	–	–	–
4679	18,75	–	6,25	18,75	–	–	33,33
4681	3,76	–	–	3,76	–	–	–
4682	98,36	4,10	69,67	86,07	–	–	75,00
4683	18,35	–	18,35	18,35	–	–	50,00
4687	6,71	–	6,71	6,71	–	–	100,00
4689	37,04	–	37,04	37,04	–	–	100,00
4691	6,95	–	1,16	5,79	–	–	83,33
4692	–	–	–	–	–	–	–
4693	9,39	–	–	9,39	–	–	50,00
4711	10,93	0,19	4,94	10,65	19,01	17,39	80,00
4712	4,23	–	2,93	4,23	–	–	69,23
4713	9,12	–	3,65	9,12	–	–	80,00
4721	3,10	–	2,33	3,10	–	–	75,00
4722	14,18	2,36	4,73	14,18	–	–	16,67
4723	9,55	–	7,16	9,55	–	–	50,00
4729	5,30	–	1,51	5,30	–	–	57,14
4731	3,76	–	1,11	3,98	22,13	58,82	82,35
4741	15,32	–	2,19	15,32	–	–	71,43
4742	4,50	–	–	4,50	–	–	100,00
4743	18,40	3,07	9,20	18,40	–	–	83,33
4744	6,93	0,17	3,98	6,76	17,32	25,00	62,50
4751	1,13	–	–	1,13	–	–	100,00
4752	9,71	–	4,85	9,71	–	–	83,33
4753	7,31	–	2,44	7,31	–	–	66,67
4754	4,56	–	2,03	4,56	–	–	55,56
4755	3,47	–	0,87	3,47	86,66	250,00	100,00
4757	10,20	–	5,10	10,20	–	–	100,00
4759	7,84	–	3,92	7,84	–	–	50,00
4761	5,31	–	1,33	5,31	–	–	25,00
4763	1,85	–	–	1,85	–	–	100,00
4771	4,13	0,21	1,24	4,13	–	–	75,00
4772	5,44	–	2,72	5,44	–	–	75,00
4774	–	–	–	–	–	–	–
4781	5,34	–	1,41	5,06	–	–	65,79
4782	3,28	1,09	2,19	3,28	–	–	66,67
4783	4,36	–	2,18	4,36	–	–	100,00
4784	13,12	–	2,62	13,12	–	–	40,00
4789	5,44	–	3,35	5,44	–	–	53,85
4921	10,23	–	5,68	9,66	–	–	27,78
4922	11,49	–	2,55	11,49	–	–	66,67
4924	4,19	1,05	–	4,19	–	–	25,00
4929	6,21	–	6,21	6,21	–	–	–
4930	9,70	0,49	6,74	8,88	16,45	16,95	52,54
5021	20,36	2,26	13,57	18,10	–	–	66,67
5022	4,90	–	–	4,90	–	–	–
5091	6,80	–	6,80	6,80	–	–	–
5111	30,49	–	–	24,39	–	–	80,00
5211	20,24	–	12,15	16,19	–	–	40,00
5231	28,65	2,60	13,02	28,65	–	–	63,64
5240	16,39	–	–	16,39	–	–	–
5310	156,68	4,61	110,60	137,10	–	–	36,76
5320	21,37	–	4,27	21,37	–	–	20,00

Capítulo 60 - Rondônia

60.2 - Indicadores de acidentes do trabalho, segundo a Classificação Nacional de Atividades Econômicas (CNAE), dos estabelecimentos localizados no estado de Rondônia - 2016

(conclusão)

CNAE	INDICADORES DE ACIDENTES DO TRABALHO						
	Incidência (por 1.000 vínculos)	Incidência de Doenças Ocupacionais (por 1.000 vínculos)	Incidência de Acidentes Típicos (por 1.000 vínculos)	Incidência de Incapacidade Temporária (por 1.000 vínculos)	Taxa de Mortalidade (por 100.000 vínculos)	Taxa de Letalidade (por 1.000 acidentes)	Acidentalidade para a faixa 16 a 34 anos (por 100 acidentes)
5510	2,93	0,49	1,95	2,93	–	–	50,00
5611	6,88	–	3,69	6,71	–	–	46,34
5620	23,52	1,62	13,79	15,41	–	–	48,28
5822	34,78	8,70	17,39	34,78	–	–	75,00
6010	–	–	–	–	–	–	–
6021	–	–	–	–	–	–	–
6110	29,76	17,86	11,90	29,76	–	–	20,00
6120	–	–	–	–	–	–	–
6190	3,80	–	3,80	3,80	–	–	100,00
6209	4,98	–	–	4,98	–	–	100,00
6421	6,84	–	4,10	4,10	–	–	20,00
6422	61,98	32,18	13,11	60,79	–	–	46,15
6423	3,77	1,89	1,89	3,77	–	–	50,00
6424	5,49	0,69	0,69	5,49	–	–	75,00
6462	16,00	–	16,00	16,00	–	–	–
6499	–	–	–	–	–	–	–
6550	9,46	–	–	9,46	–	–	100,00
6622	6,17	–	6,17	6,17	–	–	100,00
6810	5,29	–	5,29	5,29	–	–	100,00
6821	14,22	–	4,74	14,22	–	–	66,67
6911	0,83	–	–	0,83	–	–	–
6920	8,45	0,89	2,67	7,56	–	–	68,42
7020	7,38	–	7,38	7,38	–	–	–
7112	33,85	–	15,38	27,69	–	–	63,64
7210	24,51	4,90	19,61	24,51	–	–	20,00
7490	11,87	1,58	7,12	10,28	–	–	46,67
7711	6,73	–	6,73	6,73	–	–	–
7732	11,49	–	11,49	11,49	–	–	–
7733	–	–	–	–	–	–	–
7739	18,52	–	18,52	18,52	–	–	50,00
7810	12,12	–	–	12,12	–	–	100,00
7820	12,61	–	4,20	12,61	–	–	66,67
7911	1,92	–	1,92	1,92	–	–	–
8011	2,87	–	–	2,87	–	–	45,45
8012	18,86	–	2,02	18,18	67,34	35,71	60,71
8020	6,85	–	6,85	6,85	–	–	100,00
8111	5,68	–	5,68	5,68	–	–	–
8112	4,88	–	4,18	4,88	–	–	71,43
8121	7,62	–	2,41	7,22	–	–	63,16
8122	18,52	–	9,26	18,52	–	–	50,00
8211	9,35	1,34	1,34	9,35	–	–	71,43
8219	5,31	–	1,33	5,31	–	–	100,00
8220	13,39	–	–	13,39	–	–	100,00
8230	–	–	–	–	–	–	–
8291	12,71	–	4,24	12,71	–	–	66,67
8292	25,42	8,47	–	25,42	–	–	33,33
8299	9,51	–	1,19	8,32	–	–	75,00
8411	3,01	0,12	1,27	2,70	–	–	18,42
8412	–	–	–	–	–	–	–
8422	–	–	–	–	–	–	–
8423	–	–	–	–	–	–	–
8511	15,00	–	2,50	15,00	–	–	50,00
8512	–	–	–	–	–	–	–
8513	1,61	–	–	1,61	–	–	50,00
8520	6,02	–	–	6,02	–	–	33,33
8531	3,35	–	1,34	3,35	–	–	40,00
8532	7,69	0,35	2,80	6,29	–	–	54,55
8533	–	–	–	–	–	–	–
8541	–	–	–	–	–	–	–
8593	13,33	4,44	–	13,33	–	–	66,67
8599	12,78	2,71	3,87	12,00	38,71	30,30	45,45
8610	30,50	0,97	19,12	20,58	–	–	51,59
8630	5,61	–	2,81	5,61	–	–	100,00
8640	13,51	–	8,45	9,57	–	–	50,00
8650	1,86	–	1,86	0,93	–	–	50,00
8660	3,46	–	–	3,46	–	–	–
8690	–	–	–	–	–	–	–
8730	–	–	–	–	–	–	–
8800	5,60	1,40	2,80	5,60	–	–	25,00
9313	2,55	–	–	2,55	–	–	100,00
9412	9,01	2,25	4,50	4,50	–	–	50,00
9420	2,11	–	2,11	2,11	–	–	100,00
9430	11,90	1,32	4,63	11,90	–	–	44,44
9491	5,87	1,31	1,96	5,87	–	–	33,33
9499	5,52	–	–	5,52	–	–	–
9511	9,52	–	–	9,52	–	–	100,00
9521	4,29	–	4,29	4,29	–	–	100,00
9602	3,13	3,13	–	3,13	–	–	100,00
9603	7,41	–	7,41	7,41	–	–	–
9609	–	–	–	–	–	–	–
Outros (1)	22,42	0,37	12,74	21,31	24,50	10,93	55,19

Fonte: DATAPREV, CAT, SUB, CNIS.

Notas: 1. Os dados são preliminares, estando sujeitos a correções.
2. As atividades econômicas que apresentam valores zerados para os indicadores são aquelas onde não ocorreram acidentes no período.

(1) Englobam as atividades que possuíam número médio de vínculos no ano menor que 100..

Capítulo 61 - Acre

61.1 - Indicadores de acidentes do trabalho, segundo a Classificação Nacional de Atividades Econômicas (CNAE), dos estabelecimentos localizados no estado do Acre - 2015

(continua)

CNAE	INDICADORES DE ACIDENTES DO TRABALHO						
	Incidência (por 1.000 vínculos)	Incidência de Doenças Ocupacionais (por 1.000 vínculos)	Incidência de Acidentes Típicos (por 1.000 vínculos)	Incidência de Incapacidade Temporária (por 1.000 vínculos)	Taxa de Mortalidade (por 100.000 vínculos)	Taxa de Letalidade (por 1.000 acidentes)	Acidentalidade para a faixa 16 a 34 anos (por 100 acidentes)
TOTAL	**10,33**	**0,11**	**3,97**	**9,45**	**1,02**	**0,99**	**50,25**
0111	–	–	–	–	–	–	–
0151	2,91	–	1,62	2,91	–	–	33,33
0161	–	–	–	–	–	–	–
0220	54,91	–	39,93	54,91	–	–	63,64
1011	19,97	–	16,97	18,97	–	–	55,00
1012	16,16	–	13,46	16,16	–	–	66,67
1020	–	–	–	–	–	–	–
1069	–	–	–	–	–	–	–
1091	–	–	–	–	–	–	–
1121	8,34	–	–	8,34	–	–	–
1122	54,91	–	32,45	54,91	–	–	59,09
1610	11,65	–	8,74	11,65	–	–	50,00
1621	23,12	–	15,41	23,12	–	–	33,33
1813	–	–	–	–	–	–	–
1931	19,16	–	12,77	19,16	–	–	33,33
2222	18,20	–	18,20	18,20	–	–	50,00
2330	21,86	–	12,86	20,58	–	–	64,71
2342	14,51	–	8,70	14,51	–	–	50,00
2391	18,40	–	9,20	18,40	–	–	100,00
3101	13,80	–	9,20	13,80	–	–	33,33
3511	31,21	–	10,40	26,01	–	–	25,00
3512	–	–	–	–	–	–	–
3600	–	–	–	–	–	–	–
3811	70,73	–	33,01	66,01	–	–	80,00
4120	18,82	0,29	9,84	18,53	–	–	47,69
4211	7,62	–	3,81	7,62	–	–	25,00
4213	15,84	–	11,09	15,84	–	–	60,00
4221	39,13	–	22,01	39,13	122,27	31,25	68,75
4299	–	–	–	–	–	–	–
4313	4,19	–	–	4,19	–	–	100,00
4321	40,38	–	40,38	40,38	–	–	50,00
4399	16,84	–	16,84	16,84	–	–	–
4511	4,80	1,20	1,20	4,80	–	–	100,00
4520	15,81	–	3,95	15,81	–	–	50,00
4530	8,38	–	4,65	8,38	–	–	77,78
4541	10,41	–	–	10,41	–	–	100,00
4635	44,63	–	14,88	44,63	–	–	55,56
4637	–	–	–	–	–	–	–
4639	6,58	–	–	6,58	–	–	100,00
4644	4,15	–	–	4,15	–	–	50,00
4682	24,64	–	8,21	24,64	–	–	100,00
4691	13,04	1,86	7,45	13,04	–	–	85,71
4693	2,57	–	2,57	2,57	–	–	–
4711	11,85	0,27	5,65	11,31	–	–	79,55
4712	1,62	–	0,54	1,62	–	–	66,67
4713	14,92	–	7,46	14,92	–	–	100,00
4721	7,65	–	5,10	7,65	–	–	33,33
4722	32,95	–	27,46	32,95	–	–	83,33
4723	4,48	–	4,48	4,48	–	–	100,00
4729	–	–	–	–	–	–	–
4731	6,02	–	3,34	5,35	–	–	88,89
4741	–	–	–	–	–	–	–
4744	8,96	–	5,45	8,57	–	–	65,22
4751	3,48	–	–	3,48	–	–	100,00
4752	7,71	–	7,71	7,71	–	–	100,00
4753	7,21	–	0,80	7,21	–	–	66,67
4754	5,60	–	–	5,60	–	–	100,00

Capítulo 61 - Acre

61.1 - Indicadores de acidentes do trabalho, segundo a Classificação Nacional de Atividades Econômicas (CNAE), dos estabelecimentos localizados no estado do Acre - 2015

(conclusão)

CNAE	INDICADORES DE ACIDENTES DO TRABALHO						
	Incidência (por 1.000 vínculos)	Incidência de Doenças Ocupacionais (por 1.000 vínculos)	Incidência de Acidentes Típicos (por 1.000 vínculos)	Incidência de Incapacidade Temporária (por 1.000 vínculos)	Taxa de Mortalidade (por 100.000 vínculos)	Taxa de Letalidade (por 1.000 acidentes)	Acidentalidade para a faixa 16 a 34 anos (por 100 acidentes)
4755	4,27	–	–	4,27	–	–	50,00
4759	–	–	–	–	–	–	–
4761	–	–	–	–	–	–	–
4763	–	–	–	–	–	–	–
4771	1,79	–	1,79	1,79	–	–	100,00
4772	2,77	–	2,77	2,77	–	–	100,00
4774	–	–	–	–	–	–	–
4781	1,04	–	0,52	1,04	–	–	50,00
4782	1,95	–	–	1,95	–	–	100,00
4783	–	–	–	–	–	–	–
4784	–	–	–	–	–	–	–
4789	6,18	–	2,06	6,18	–	–	66,67
4921	2,50	–	1,25	2,50	–	–	–
4930	7,07	–	3,21	6,43	–	–	18,18
5211	23,49	–	16,78	16,78	–	–	28,57
5229	9,15	–	–	9,15	–	–	–
5240	12,59	–	6,29	12,59	–	–	50,00
5310	65,79	–	52,63	57,89	–	–	52,00
5510	1,08	–	–	1,08	–	–	100,00
5611	2,75	–	1,37	2,75	–	–	66,67
5620	3,08	–	–	3,08	–	–	100,00
6021	3,35	–	–	3,35	–	–	100,00
6421	2,60	–	–	2,60	–	–	–
6422	17,85	7,14	3,57	21,42	–	–	20,00
6423	6,85	3,42	–	6,85	–	–	–
6550	7,31	–	–	7,31	–	–	100,00
6810	19,22	–	9,61	19,22	–	–	75,00
6911	–	–	–	–	–	–	–
6920	1,84	–	–	1,84	–	–	100,00
7020	–	–	–	–	–	–	–
7112	9,54	–	4,77	7,15	–	–	100,00
7210	34,46	–	34,46	27,57	–	–	–
7490	16,98	–	11,32	16,98	–	–	–
7732	15,61	–	3,90	15,61	–	–	75,00
7830	–	–	–	–	–	–	–
8011	14,09	–	6,50	14,09	–	–	53,85
8012	9,92	–	0,90	5,41	–	–	36,36
8112	6,06	–	6,06	6,06	–	–	100,00
8121	1,96	–	0,49	1,47	–	–	50,00
8129	–	–	–	–	–	–	–
8211	–	–	–	–	–	–	–
8219	3,00	–	–	3,00	–	–	100,00
8220	3,42	–	1,14	3,42	–	–	66,67
8299	3,23	–	3,23	3,23	–	–	100,00
8411	0,67	0,06	0,45	0,61	–	–	25,00
8412	1,50	–	–	1,50	–	–	33,33
8512	6,91	–	3,46	6,91	–	–	50,00
8513	6,61	–	2,20	6,61	–	–	33,33
8520	–	–	–	–	–	–	–
8531	3,14	–	3,14	3,14	–	–	33,33
8532	–	–	–	–	–	–	–
8541	–	–	–	–	–	–	–
8599	5,17	–	1,29	5,17	–	–	75,00
8610	36,88	–	29,23	10,44	–	–	50,94
8630	–	–	–	–	–	–	–
8640	11,96	2,39	9,57	9,57	–	–	60,00
8650	–	–	–	–	–	–	–
8690	3,02	0,50	1,01	2,01	–	–	16,67
8800	6,35	–	4,23	6,35	–	–	66,67
9313	9,97	–	–	9,97	–	–	50,00
9412	–	–	–	–	–	–	–
9420	4,35	–	–	4,35	–	–	–
9430	7,56	–	2,52	7,56	–	–	–
9491	2,68	2,68	–	–	–	–	–
9602	–	–	–	–	–	–	–
9609	–	–	–	–	–	–	–
9700	–	–	–	–	–	–	–
Outros(1)	8,33	–	4,61	8,18	–	–	58,93

Fonte: DATAPREV, CAT, SUB, CNIS.

Notas: 1. Os dados são preliminares, estando sujeitos a correções.
2. As atividades econômicas que apresentam valores zerados para os indicadores são aquelas onde não ocorreram acidentes no período.

(1) Englobam as atividades que possuíam número médio de vínculos no ano menor que 100.

Capítulo 61 - Acre

61.2 - Indicadores de acidentes do trabalho, segundo a Classificação Nacional de Atividades Econômicas (CNAE), dos estabelecimentos localizados no estado do Acre - 2016

(continua)

CNAE	INDICADORES DE ACIDENTES DO TRABALHO						
	Incidência (por 1.000 vínculos)	Incidência de Doenças Ocupacionais (por 1.000 vínculos)	Incidência de Acidentes Típicos (por 1.000 vínculos)	Incidência de Incapacidade Temporária (por 1.000 vínculos)	Taxa de Mortalidade (por 100.000 vínculos)	Taxa de Letalidade (por 1.000 acidentes)	Acidentalidade para a faixa 16 a 34 anos (por 100 acidentes)
TOTAL	**9,84**	**0,04**	**3,38**	**9,15**	**2,05**	**2,09**	**50,00**
0111	–	–	–	–	–	–	–
0151	1,62	–	1,62	1,62	–	–	60,00
0161	7,87	–	7,87	–	–	–	–
0220	25,86	–	25,86	25,86	–	–	71,43
1011	26,64	–	24,59	26,64	–	–	61,54
1012	13,76	–	13,76	13,76	–	–	83,33
1020	–	–	–	–	–	–	–
1069	4,59	–	4,59	4,59	–	–	100,00
1091	–	–	–	–	–	–	–
1121	7,99	–	–	7,99	–	–	100,00
1122	22,97	–	6,56	22,97	–	–	71,43
1610	30,64	–	28,45	24,07	218,86	71,43	28,57
1813	–	–	–	–	–	–	–
1931	45,19	–	38,73	45,19	–	–	57,14
2330	23,82	–	19,49	23,82	–	–	27,27
2342	12,29	–	7,02	12,29	–	–	71,43
3101	5,93	–	5,93	5,93	–	–	100,00
3511	37,97	–	29,84	29,84	–	–	14,29
3512	–	–	–	–	–	–	–
3600	–	–	–	–	–	–	–
3811	18,57	–	9,28	18,57	–	–	75,00
4120	10,37	–	6,53	10,37	–	–	37,04
4211	26,01	–	–	26,01	–	–	66,67
4213	11,80	–	7,87	11,80	–	–	–
4221	36,14	–	19,36	36,14	–	–	53,57
4299	6,67	–	–	6,67	–	–	–
4313	6,48	–	6,48	6,48	–	–	100,00
4321	16,60	–	16,60	16,60	–	–	100,00
4399	25,33	–	8,44	25,33	–	–	66,67
4511	4,09	–	2,73	2,73	–	–	–
4520	3,87	–	–	3,87	–	–	100,00
4530	2,89	–	0,96	2,89	–	–	66,67
4541	4,54	–	–	4,54	–	–	100,00
4635	30,71	–	8,78	30,71	–	–	85,71
4637	9,41	–	–	9,41	–	–	–
4639	2,49	–	–	2,49	–	–	100,00
4644	2,05	–	–	2,05	–	–	–
4682	63,30	–	45,21	63,30	–	–	57,14
4691	7,61	–	3,80	7,61	–	–	25,00
4693	4,95	–	–	4,95	–	–	50,00
4711	14,81	–	4,84	14,81	28,48	19,23	53,85
4712	–	–	–	–	–	–	–
4713	–	–	–	–	–	–	–
4721	2,66	–	–	2,66	–	–	100,00
4722	–	–	–	–	–	–	–
4723	17,87	–	4,47	17,87	–	–	75,00
4729	–	–	–	–	–	–	–
4731	2,70	–	2,03	2,70	–	–	75,00
4741	19,82	–	–	19,82	–	–	100,00
4744	13,55	0,45	8,13	12,64	–	–	70,00
4751	–	–	–	–	–	–	–
4752	–	–	–	–	–	–	–
4753	5,43	–	–	5,43	–	–	66,67
4754	2,88	–	2,88	2,88	–	–	–
4755	6,42	–	2,14	6,42	–	–	66,67
4759	–	–	–	–	–	–	–
4761	–	–	–	–	–	–	–
4763	–	–	–	–	–	–	–
4771	1,76	–	–	1,76	–	–	100,00
4772	12,71	–	3,18	12,71	–	–	75,00

Capítulo 61 - Acre

61.2 - Indicadores de acidentes do trabalho, segundo a Classificação Nacional de Atividades Econômicas (CNAE), dos estabelecimentos localizados no estado do Acre - 2016

(conclusão)

CNAE	INDICADORES DE ACIDENTES DO TRABALHO						
	Incidência (por 1.000 vínculos)	Incidência de Doenças Ocupacionais (por 1.000 vínculos)	Incidência de Acidentes Típicos (por 1.000 vínculos)	Incidência de Incapacidade Temporária (por 1.000 vínculos)	Taxa de Mortalidade (por 100.000 vínculos)	Taxa de Letalidade (por 1.000 acidentes)	Acidentalidade para a faixa 16 a 34 anos (por 100 acidentes)
4774	4,27	–	–	4,27	–	–	100,00
4781	2,18	–	0,55	2,18	–	–	50,00
4782	2,18	–	–	2,18	–	–	–
4783	–	–	–	–	–	–	–
4784	–	–	–	–	–	–	–
4789	2,09	–	–	2,09	–	–	100,00
4921	4,28	–	2,85	4,28	–	–	–
4930	12,05	–	4,02	12,05	–	–	73,33
5211	9,98	–	–	9,98	–	–	–
5240	14,89	–	–	14,89	–	–	50,00
5310	59,86	–	48,98	51,70	–	–	63,64
5510	2,31	–	2,31	2,31	–	–	100,00
5611	3,93	–	2,46	3,44	–	–	62,50
5620	–	–	–	–	–	–	–
6021	3,44	–	–	3,44	–	–	100,00
6421	2,70	–	–	2,70	–	–	–
6422	7,21	3,60	3,60	7,21	–	–	–
6423	–	–	–	–	–	–	–
6550	–	–	–	–	–	–	–
6911	–	–	–	–	–	–	–
6920	14,67	–	6,52	14,67	–	–	88,89
7020	7,51	–	7,51	7,51	–	–	–
7112	9,24	–	6,16	9,24	–	–	66,67
7210	42,96	–	35,80	35,80	–	–	–
7490	13,57	6,79	–	13,57	–	–	50,00
7820	8,05	–	–	8,05	–	–	100,00
7830	–	–	–	–	–	–	–
8011	9,05	–	3,02	9,05	–	–	77,78
8012	13,92	–	4,28	8,56	–	–	38,46
8112	5,91	–	5,91	5,91	–	–	100,00
8121	2,45	–	0,67	2,45	–	–	54,55
8129	2,73	–	–	2,73	–	–	100,00
8211	1,04	–	–	1,04	–	–	100,00
8219	3,56	–	–	3,56	–	–	100,00
8220	2,05	–	–	2,05	–	–	100,00
8299	–	–	–	–	–	–	–
8411	0,22	–	0,11	0,16	–	–	–
8412	2,83	–	0,40	2,83	–	–	50,00
8512	–	–	–	–	–	–	–
8513	2,10	–	–	2,10	–	–	–
8520	2,62	–	–	2,62	–	–	100,00
8531	7,05	–	2,01	8,05	–	–	100,00
8532	31,58	–	24,56	28,07	–	–	77,78
8541	–	–	–	–	–	–	–
8599	9,91	–	–	8,49	–	–	42,86
8610	37,61	–	25,08	17,16	–	–	59,65
8630	3,50	–	1,75	3,50	–	–	50,00
8640	8,86	–	2,22	6,65	–	–	75,00
8650	–	–	–	–	–	–	–
8690	3,72	–	0,53	3,72	–	–	28,57
8800	8,07	–	4,04	6,05	–	–	–
9313	–	–	–	–	–	–	–
9412	–	–	–	–	–	–	–
9420	–	–	–	–	–	–	–
9430	–	–	–	–	–	–	–
9491	2,83	–	–	2,83	–	–	100,00
9602	6,94	–	–	6,94	–	–	100,00
9609	5,32	–	–	5,32	–	–	100,00
Outros(1)	6,86	–	3,15	6,58	–	–	64,00

Fonte: DATAPREV, CAT, SUB, CNIS.

Notas: 1. Os dados são preliminares, estando sujeitos a correções.
2. As atividades econômicas que apresentam valores zerados para os indicadores são aquelas onde não ocorreram acidentes no período.

(1) Englobam as atividades que possuíam número médio de vínculos no ano menor que 100.

Capítulo 62 - Amazonas

62.1 - Indicadores de acidentes do trabalho, segundo a Classificação Nacional de Atividades Econômicas (CNAE), dos estabelecimentos localizados no estado do Amazonas - 2015

(continua)

CNAE	INDICADORES DE ACIDENTES DO TRABALHO						
	Incidência (por 1.000 vínculos)	Incidência de Doenças Ocupacionais (por 1.000 vínculos)	Incidência de Acidentes Típicos (por 1.000 vínculos)	Incidência de Incapacidade Temporária (por 1.000 vínculos)	Taxa de Mortalidade (por 100.000 vínculos)	Taxa de Letalidade (por 1.000 acidentes)	Acidentalidade para a faixa 16 a 34 anos (por 100 acidentes)
TOTAL	**17,14**	**1,28**	**8,90**	**15,17**	**6,25**	**3,65**	**52,09**
0113	5,99	–	4,28	5,99	–	–	71,43
0121	4,20	–	4,20	4,20	–	–	100,00
0151	3,15	–	3,15	3,15	–	–	50,00
0155	–	–	–	–	–	–	–
0159	9,44	–	9,44	9,44	–	–	100,00
0161	–	–	–	–	–	–	–
0210	–	–	–	–	–	–	–
0600	21,67	2,89	18,78	2,89	–	–	60,00
0722	40,12	–	36,11	6,69	–	–	36,67
0810	–	–	–	–	–	–	–
0910	19,84	–	16,79	3,05	152,65	76,92	53,85
1011	7,11	–	4,74	7,11	–	–	66,67
1020	2,62	–	2,62	2,62	–	–	100,00
1031	15,96	–	7,98	7,98	–	–	–
1033	31,48	–	23,61	23,61	–	–	50,00
1041	–	–	–	–	–	–	–
1052	–	–	–	–	–	–	–
1053	2,87	–	2,87	2,87	–	–	100,00
1062	–	–	–	–	–	–	–
1069	7,72	–	7,72	7,72	–	–	–
1081	12,18	–	12,18	12,18	–	–	100,00
1091	6,45	–	5,92	5,92	–	–	66,67
1094	20,65	–	20,65	20,65	–	–	33,33
1099	16,18	0,39	13,02	13,81	–	–	56,10
1113	22,10	–	12,43	11,05	–	–	43,75
1122	50,66	–	43,65	33,77	–	–	79,67
1312	7,10	–	1,42	7,10	–	–	40,00
1322	38,00	–	23,39	40,93	–	–	53,85
1359	–	–	–	–	–	–	–
1412	–	–	–	–	–	–	–
1413	1,59	1,59	–	1,59	–	–	–
1610	14,75	–	12,48	14,75	–	–	53,85
1622	–	–	–	–	–	–	–
1623	8,90	–	–	17,79	–	–	–
1629	34,93	–	34,93	34,93	–	–	57,14
1721	42,58	–	34,07	42,58	–	–	40,00
1733	21,44	–	19,14	13,78	–	–	64,29
1741	23,38	–	22,15	23,38	–	–	57,89
1749	–	–	–	–	–	–	–
1811	22,62	–	–	22,62	–	–	25,00
1813	5,30	–	5,30	5,30	–	–	50,00
1821	6,86	–	3,43	3,43	–	–	100,00
1822	–	–	–	–	–	–	–
1830	21,31	–	17,76	18,94	–	–	83,33
1921	69,43	–	54,81	14,62	–	–	52,63
2014	5,51	–	–	5,51	–	–	100,00
2031	19,38	2,77	13,84	16,61	–	–	57,14
2061	2,74	–	2,74	2,74	–	–	100,00
2062	17,79	–	8,90	17,79	–	–	50,00
2099	5,95	–	4,46	4,46	–	–	50,00
2121	29,59	–	17,75	21,70	–	–	33,33
2211	19,54	–	19,54	21,04	150,28	76,92	69,23
2221	25,18	2,52	20,15	25,18	–	–	50,00
2222	38,29	3,68	29,45	34,24	36,82	9,62	54,81
2229	44,15	13,63	22,96	42,52	–	–	45,64
2320	141,30	16,38	116,72	141,30	–	–	49,28
2330	27,52	–	27,52	27,52	–	–	71,43
2342	10,40	–	5,20	9,53	86,65	83,33	75,00
2399	17,22	–	17,22	17,22	–	–	–
2442	–	–	–	–	–	–	–
2449	41,52	6,92	20,76	41,52	–	–	66,67
2452	52,18	4,01	40,14	54,19	200,70	38,46	50,00
2511	43,43	2,04	35,97	42,76	67,87	15,63	67,19
2512	20,28	–	15,21	15,21	–	–	50,00

Capítulo 62 - Amazonas

62.1 - Indicadores de acidentes do trabalho, segundo a Classificação Nacional de Atividades Econômicas (CNAE), dos estabelecimentos localizados no estado do Amazonas - 2015

(continuação)

CNAE	INDICADORES DE ACIDENTES DO TRABALHO						
	Incidência (por 1.000 vínculos)	Incidência de Doenças Ocupacionais (por 1.000 vínculos)	Incidência de Acidentes Típicos (por 1.000 vínculos)	Incidência de Incapacidade Temporária (por 1.000 vínculos)	Taxa de Mortalidade (por 100.000 vínculos)	Taxa de Letalidade (por 1.000 acidentes)	Acidentalidade para a faixa 16 a 34 anos (por 100 acidentes)
2532	38,43	1,83	32,94	36,23	–	–	72,38
2539	2,23	–	2,23	2,23	–	–	–
2541	15,59	1,67	3,90	15,03	–	–	35,71
2591	30,63	–	14,30	16,34	–	–	46,67
2599	18,67	–	14,52	18,67	–	–	50,00
2610	17,96	4,66	6,59	16,94	–	–	43,04
2621	32,01	4,00	11,43	32,58	–	–	33,93
2622	29,72	5,87	8,33	28,01	–	–	58,60
2631	14,62	8,77	–	11,69	–	–	40,00
2632	18,15	1,70	14,75	12,48	–	–	68,75
2640	41,62	10,30	21,02	33,67	–	–	67,06
2651	3,13	3,13	–	3,13	–	–	100,00
2652	3,89	–	3,34	3,89	–	–	57,14
2660	–	–	–	–	–	–	–
2670	25,57	7,87	5,90	27,53	–	–	92,31
2710	25,59	–	18,07	24,09	–	–	64,71
2721	22,18	3,50	5,84	16,34	–	–	47,37
2731	21,99	1,83	3,66	20,16	–	–	58,33
2732	37,86	5,05	10,10	37,86	–	–	46,67
2733	15,61	2,60	6,51	15,61	–	–	70,83
2759	26,92	8,08	9,42	24,23	–	–	50,00
2790	30,99	7,21	7,21	28,11	–	–	41,86
2811	18,81	–	–	18,81	–	–	33,33
2815	60,57	6,73	53,84	60,57	–	–	44,44
2823	28,59	–	25,01	28,59	–	–	87,50
2824	31,43	4,04	11,68	26,04	22,45	7,14	64,29
2829	16,44	1,26	5,06	16,44	–	–	76,92
2930	29,74	–	29,74	24,78	–	–	33,33
2941	6,73	–	4,49	6,73	–	–	66,67
2942	29,31	3,45	13,79	29,31	–	–	64,71
2943	15,63	4,26	11,37	14,21	–	–	72,73
2945	10,89	1,15	4,01	11,46	–	–	68,42
2949	17,03	–	9,46	15,14	–	–	55,56
3011	47,38	1,28	44,39	46,96	42,69	9,01	63,96
3012	–	–	–	–	–	–	–
3091	39,20	9,76	21,24	18,74	–	–	57,71
3092	15,10	3,48	11,62	12,78	–	–	53,85
3099	40,20	16,41	21,33	14,77	–	–	51,02
3101	6,26	–	6,26	6,26	–	–	100,00
3104	8,78	–	5,27	8,78	–	–	80,00
3211	–	–	–	–	–	–	–
3230	178,75	–	29,79	178,75	–	–	48,89
3240	62,02	–	–	62,02	–	–	40,00
3250	15,33	0,90	10,82	13,53	–	–	58,82
3299	3,41	–	3,41	–	–	–	100,00
3312	–	–	–	–	–	–	–
3313	19,38	–	19,38	19,38	–	–	33,33
3314	15,79	–	13,36	12,15	–	–	69,23
3317	–	–	–	–	–	–	–
3321	8,77	–	8,77	–	–	–	–
3329	–	–	–	–	–	–	–
3511	31,19	–	21,07	26,97	84,29	27,03	40,54
3512	3,90	–	1,95	3,90	–	–	–
3514	12,94	–	6,97	12,94	99,56	76,92	38,46
3520	16,19	–	16,19	16,19	–	–	100,00
3600	21,76	–	14,80	20,89	–	–	60,00
3811	55,17	–	46,16	54,05	–	–	73,47
3822	8,73	–	8,73	8,73	–	–	100,00
3831	50,30	–	47,16	47,16	–	–	50,00
3832	9,15	–	–	9,15	–	–	100,00
3839	55,33	–	52,41	55,33	–	–	52,63
3900	8,58	–	–	8,58	–	–	100,00
4110	69,04	0,99	60,16	67,07	–	–	50,00
4120	11,09	0,16	8,84	10,24	7,76	6,99	46,15
4211	41,16	0,71	29,80	31,93	212,89	51,72	41,38

Capítulo 62 - Amazonas

62.1 - Indicadores de acidentes do trabalho, segundo a Classificação Nacional de Atividades Econômicas (CNAE), dos estabelecimentos localizados no estado do Amazonas - 2015

(continuação)

CNAE	INDICADORES DE ACIDENTES DO TRABALHO						
	Incidência (por 1.000 vínculos)	Incidência de Doenças Ocupacionais (por 1.000 vínculos)	Incidência de Acidentes Típicos (por 1.000 vínculos)	Incidência de Incapacidade Temporária (por 1.000 vínculos)	Taxa de Mortalidade (por 100.000 vínculos)	Taxa de Letalidade (por 1.000 acidentes)	Acidentalidade para a faixa 16 a 34 anos (por 100 acidentes)
4221	36,15	0,72	18,80	31,81	144,60	40,00	46,00
4292	9,06	0,91	8,16	11,78	–	–	70,00
4299	18,70	–	10,69	18,70	–	–	42,86
4312	–	–	–	–	–	–	–
4313	15,14	–	8,65	14,06	–	–	50,00
4321	32,21	–	25,64	30,90	–	–	65,31
4322	25,15	1,68	18,44	25,99	–	–	63,33
4329	21,47	–	15,03	21,47	–	–	50,00
4330	10,59	–	4,98	10,59	–	–	52,94
4391	107,71	–	100,28	59,42	–	–	55,17
4399	14,66	–	11,08	12,16	71,51	48,78	58,54
4511	5,85	–	3,12	5,46	–	–	73,33
4520	5,44	–	5,44	5,44	–	–	50,00
4530	4,37	0,29	2,91	4,37	–	–	60,00
4541	3,01	–	1,51	2,26	–	–	75,00
4615	6,37	–	6,37	6,37	–	–	100,00
4617	–	–	–	–	–	–	–
4618	–	–	–	–	–	–	–
4619	–	–	–	–	–	–	–
4623	4,26	–	4,26	4,26	–	–	100,00
4631	15,37	–	7,69	15,37	–	–	25,00
4632	11,04	–	–	11,04	–	–	100,00
4633	–	–	–	–	–	–	–
4634	17,10	–	13,99	17,10	–	–	72,73
4635	14,93	–	10,78	12,44	–	–	61,11
4637	4,71	2,35	2,35	4,71	–	–	100,00
4639	6,65	–	5,76	6,65	–	–	86,67
4642	–	–	–	–	–	–	–
4643	–	–	–	–	–	–	–
4644	6,20	–	2,32	6,20	–	–	62,50
4645	3,72	–	3,72	2,48	–	–	33,33
4646	5,30	–	1,33	2,65	–	–	50,00
4647	4,12	–	–	4,12	–	–	–
4649	2,96	–	1,97	2,96	–	–	66,67
4662	26,94	–	21,55	21,55	–	–	60,00
4663	–	–	–	–	–	–	–
4669	24,42	–	4,88	24,42	–	–	60,00
4672	5,80	–	5,80	5,80	–	–	–
4673	24,96	–	16,64	24,96	–	–	33,33
4674	29,58	–	19,72	29,58	–	–	100,00
4679	7,64	–	7,64	7,64	–	–	–
4681	12,16	–	9,73	9,73	–	–	40,00
4682	47,70	–	41,08	45,05	–	–	66,67
4686	–	–	–	–	–	–	–
4687	14,05	–	4,68	14,05	–	–	33,33
4689	15,81	–	15,81	15,81	–	–	100,00
4691	3,52	–	3,52	3,52	–	–	66,67
4692	–	–	–	–	–	–	–
4693	13,21	–	6,38	13,21	–	–	72,41
4711	29,91	–	24,34	29,91	12,67	4,24	74,15
4712	3,01	–	2,26	3,01	–	–	70,00
4713	7,29	–	4,13	7,05	–	–	80,00
4721	4,61	0,35	1,77	4,97	–	–	61,54
4722	3,18	–	3,18	3,18	–	–	100,00
4723	25,11	–	11,96	23,92	–	–	61,90
4724	–	–	–	–	–	–	–
4729	12,44	–	7,86	11,13	–	–	73,68
4731	2,51	0,18	1,26	2,51	–	–	78,57
4732	–	–	–	–	–	–	–
4741	4,03	–	4,03	4,03	–	–	100,00
4742	8,87	–	2,96	8,87	–	–	33,33
4743	–	–	–	–	–	–	–
4744	5,67	0,14	4,68	5,53	14,19	25,00	62,50
4751	3,40	–	1,70	2,83	–	–	50,00
4752	–	–	–	–	–	–	–

Capítulo 62 - Amazonas

62.1 - Indicadores de acidentes do trabalho, segundo a Classificação Nacional de Atividades Econômicas (CNAE), dos estabelecimentos localizados no estado do Amazonas - 2015

(continuação)

CNAE	INDICADORES DE ACIDENTES DO TRABALHO						
	Incidência (por 1.000 vínculos)	Incidência de Doenças Ocupacionais (por 1.000 vínculos)	Incidência de Acidentes Típicos (por 1.000 vínculos)	Incidência de Incapacidade Temporária (por 1.000 vínculos)	Taxa de Mortalidade (por 100.000 vínculos)	Taxa de Letalidade (por 1.000 acidentes)	Acidentalidade para a faixa 16 a 34 anos (por 100 acidentes)
4753	5,89	–	3,37	5,89	–	–	50,00
4754	5,33	0,41	2,46	5,33	–	–	53,85
4755	1,39	–	0,92	1,39	–	–	66,67
4756	–	–	–	–	–	–	–
4757	4,68	–	2,34	4,68	–	–	100,00
4759	3,48	–	2,32	3,48	–	–	66,67
4761	0,61	–	0,61	0,61	–	–	–
4763	0,91	–	0,91	0,91	–	–	100,00
4771	1,99	–	0,44	1,99	–	–	77,78
4772	4,46	–	1,27	4,46	–	–	100,00
4773	–	–	–	–	–	–	–
4774	2,16	0,72	0,72	2,16	–	–	66,67
4781	1,90	–	1,02	1,90	–	–	46,67
4782	1,42	–	1,42	1,06	–	–	50,00
4783	–	–	–	–	–	–	–
4784	30,56	–	27,78	30,56	–	–	100,00
4789	3,46	–	2,31	3,85	–	–	66,67
4921	37,41	2,10	23,68	37,10	–	–	31,09
4922	18,48	–	11,09	18,48	–	–	40,00
4923	1,49	–	1,49	1,49	–	–	100,00
4929	6,86	–	2,29	6,86	–	–	41,67
4930	23,08	0,10	17,97	20,68	–	–	52,94
4940	29,91	–	23,93	11,96	–	–	60,00
5011	28,85	–	–	19,23	–	–	66,67
5021	38,28	0,55	30,35	36,37	54,69	14,29	30,00
5022	3,15	3,15	–	3,15	–	–	–
5091	–	–	–	–	–	–	–
5111	13,35	–	7,79	12,23	–	–	66,67
5112	3,78	–	3,78	–	–	–	–
5211	24,42	–	16,49	25,03	–	–	52,50
5212	10,09	–	–	10,09	–	–	75,00
5223	5,44	–	3,63	5,44	–	–	33,33
5229	2,69	–	–	2,69	–	–	100,00
5231	5,75	–	5,75	5,75	–	–	33,33
5232	–	–	–	–	–	–	–
5240	12,69	0,75	8,21	11,20	–	–	41,18
5250	14,09	–	6,79	12,53	–	–	66,67
5310	65,00	–	59,02	61,27	–	–	19,54
5320	1,97	–	–	1,97	–	–	100,00
5510	4,78	–	3,75	4,43	–	–	35,71
5590	–	–	–	–	–	–	–
5611	9,00	0,31	6,75	8,49	–	–	62,50
5620	11,99	0,35	6,95	11,64	17,38	14,49	28,99
5822	–	–	–	–	–	–	–
5829	5,65	5,65	–	5,65	–	–	–
5914	2,95	–	–	2,95	–	–	100,00
6010	2,78	–	–	2,78	–	–	–
6021	5,81	–	2,49	5,81	–	–	85,71
6110	4,31	–	4,31	4,31	–	–	–
6120	3,17	–	3,17	3,17	–	–	50,00
6190	–	–	–	–	–	–	–
6201	68,25	–	–	68,25	–	–	25,00
6204	17,99	–	–	9,00	–	–	75,00
6209	1,46	–	–	1,46	–	–	–
6311	26,33	2,19	–	26,33	–	–	16,67
6399	1,96	1,96	–	1,96	–	–	–
6421	9,78	–	9,78	9,78	–	–	28,57
6422	15,33	4,09	9,71	11,75	–	–	53,33
6423	3,36	1,12	1,12	3,36	–	–	–
6434	–	–	–	–	–	–	–
6437	34,21	–	8,55	34,21	–	–	75,00
6462	–	–	–	–	–	–	–
6550	7,55	–	4,53	7,55	–	–	60,00
6622	4,47	–	–	4,47	–	–	–
6810	20,30	3,38	16,92	20,30	–	–	16,67
6821	8,58	–	–	8,58	–	–	–

Capítulo 62 - Amazonas

62.1 - Indicadores de acidentes do trabalho, segundo a Classificação Nacional de Atividades Econômicas (CNAE), dos estabelecimentos localizados no estado do Amazonas - 2015

(conclusão)

CNAE	INDICADORES DE ACIDENTES DO TRABALHO						
	Incidência (por 1.000 vínculos)	Incidência de Doenças Ocupacionais (por 1.000 vínculos)	Incidência de Acidentes Típicos (por 1.000 vínculos)	Incidência de Incapacidade Temporária (por 1.000 vínculos)	Taxa de Mortalidade (por 100.000 vínculos)	Taxa de Letalidade (por 1.000 acidentes)	Acidentalidade para a faixa 16 a 34 anos (por 100 acidentes)
6822	9,49	–	7,59	9,49	–	–	60,00
6911	–	–	–	–	–	–	–
6920	4,18	–	1,86	3,72	–	–	66,67
7020	9,39	–	3,13	6,79	–	–	55,56
7111	–	–	–	–	–	–	–
7112	12,91	0,68	7,47	12,23	–	–	52,63
7119	5,38	–	–	5,38	–	–	100,00
7120	4,69	–	4,69	4,69	–	–	100,00
7210	11,51	–	8,95	9,59	–	–	22,22
7311	–	–	–	–	–	–	–
7319	18,19	–	12,13	18,19	–	–	33,33
7490	14,33	–	9,55	4,78	–	–	83,33
7711	6,76	–	4,83	6,76	–	–	14,29
7719	7,89	–	7,89	–	–	–	–
7732	28,38	–	17,03	25,54	283,82	100,00	10,00
7739	15,25	–	10,89	13,07	–	–	42,86
7810	–	–	–	–	–	–	–
7820	8,34	–	3,05	7,73	–	–	68,29
7830	1,76	–	1,76	–	–	–	100,00
7911	3,27	–	1,63	3,27	–	–	50,00
7912	19,54	–	9,77	19,54	–	–	–
8011	6,45	–	0,62	6,13	10,40	16,13	59,68
8012	17,93	–	4,36	16,47	–	–	56,76
8020	6,03	–	3,01	6,03	–	–	100,00
8111	3,67	–	1,57	3,67	–	–	71,43
8112	7,76	0,78	6,21	7,24	–	–	43,33
8121	7,17	–	3,66	5,13	–	–	37,25
8122	6,28	–	–	6,28	–	–	100,00
8129	9,54	–	7,15	9,54	–	–	75,00
8130	19,46	–	6,49	19,46	–	–	33,33
8211	5,97	–	1,09	6,51	–	–	54,55
8219	–	–	–	–	–	–	–
8220	7,63	–	–	7,63	–	–	100,00
8230	–	–	–	–	–	–	–
8291	2,30	–	2,30	2,30	–	–	100,00
8292	–	–	–	–	–	–	–
8299	30,90	0,48	26,56	28,97	–	–	42,19
8411	0,39	0,02	0,11	0,36	3,59	90,91	13,64
8412	12,75	–	9,56	12,75	–	–	–
8413	–	–	–	–	–	–	–
8423	–	–	–	–	–	–	–
8424	1,01	–	–	1,01	–	–	100,00
8430	–	–	–	–	–	–	–
8511	126,15	3,08	–	126,15	–	–	43,90
8512	2,08	–	0,83	2,08	–	–	60,00
8513	1,86	–	0,59	1,78	8,45	45,45	22,73
8520	5,13	–	4,10	4,62	–	–	40,00
8531	2,44	–	1,74	2,09	–	–	28,57
8532	6,15	–	3,63	6,15	–	–	45,45
8533	–	–	–	–	–	–	–
8541	–	–	–	–	–	–	–
8550	13,00	–	3,71	10,21	–	–	57,14
8593	–	–	–	–	–	–	–
8599	7,04	–	5,74	7,04	–	–	33,33
8610	32,48	0,30	23,53	23,07	15,18	4,67	55,14
8630	3,61	0,60	–	3,61	–	–	16,67
8640	4,22	–	2,64	2,11	–	–	75,00
8650	5,56	–	3,34	4,08	–	–	60,00
8660	82,13	–	73,49	47,55	–	–	68,42
8690	4,20	–	4,20	4,20	–	–	100,00
8730	–	–	–	–	–	–	–
8800	3,04	–	3,04	3,04	–	–	–
9003	1,41	–	1,41	1,41	–	–	100,00
9312	7,63	7,63	–	7,63	–	–	100,00
9313	–	–	–	–	–	–	–
9321	–	–	–	–	–	–	–
9329	–	–	–	–	–	–	–
9411	1,72	–	1,72	1,72	–	–	–
9412	–	–	–	–	–	–	–
9420	7,37	–	–	7,37	–	–	–
9430	7,57	–	3,03	7,57	–	–	20,00
9491	2,01	0,50	0,50	2,01	–	–	–
9499	–	–	–	–	–	–	–
9511	11,49	–	8,62	11,49	–	–	50,00
9512	9,06	–	9,06	9,06	–	–	–
9521	5,37	–	5,37	5,37	–	–	–
9529	–	–	–	–	–	–	–
9601	2,58	–	2,58	2,58	–	–	–
9602	–	–	–	–	–	–	–
9603	7,43	–	7,43	7,43	–	–	100,00
9609	–	–	–	–	–	–	–
9700	–	–	–	–	–	–	–
Outros(1)	13,5	0,59	5,36	12,8	29,8	21,9	52,7

Fonte: DATAPREV, CAT, SUB, CNIS.

Notas: 1. Os dados são preliminares, estando sujeitos a correções.
2. As atividades econômicas que apresentam valores zerados para os indicadores são aquelas onde não ocorreram acidentes no período.

(1) Englobam as atividades que possuíam número médio de vínculos no ano menor que 100.

Capítulo 62 - Amazonas

62.2 - Indicadores de acidentes do trabalho, segundo a Classificação Nacional de Atividades Econômicas (CNAE), dos estabelecimentos localizados no estado do Amazonas - 2016

(continua)

CNAE	INDICADORES DE ACIDENTES DO TRABALHO						
	Incidência (por 1.000 vínculos)	Incidência de Doenças Ocupacionais (por 1.000 vínculos)	Incidência de Acidentes Típicos (por 1.000 vínculos)	Incidência de Incapacidade Temporária (por 1.000 vínculos)	Taxa de Mortalidade (por 100.000 vínculos)	Taxa de Letalidade (por 1.000 acidentes)	Acidentalidade para a faixa 16 a 34 anos (por 100 acidentes)
TOTAL	**16,00**	**0,57**	**8,09**	**14,50**	**4,75**	**2,97**	**46,70**
0113	2,33	–	2,33	2,33	–	–	100,00
0121	4,46	–	–	4,46	–	–	100,00
0151	–	–	–	–	–	–	–
0155	–	–	–	–	–	–	–
0159	9,95	–	–	9,95	–	–	100,00
0161	–	–	–	–	–	–	–
0210	–	–	–	–	–	–	–
0600	25,55	–	25,55	10,64	–	–	25,00
0722	33,34	–	31,82	7,58	–	–	40,91
0810	5,94	5,94	–	5,94	–	–	–
0910	23,95	–	19,96	7,98	–	–	41,67
1011	9,20	–	9,20	9,20	–	–	25,00
1020	5,89	–	5,89	5,89	–	–	50,00
1031	–	–	–	–	–	–	–
1033	16,26	–	8,13	16,26	–	–	100,00
1041	13,53	–	13,53	6,76	–	–	50,00
1052	3,71	–	3,71	3,71	–	–	100,00
1053	3,03	–	–	3,03	–	–	100,00
1062	20,16	–	20,16	20,16	–	–	40,00
1069	–	–	–	–	–	–	–
1081	6,15	–	6,15	6,15	–	–	100,00
1091	4,03	–	3,46	4,03	–	–	57,14
1094	28,42	–	21,31	28,42	–	–	25,00
1099	15,37	–	8,85	14,91	–	–	30,30
1113	17,29	–	7,86	9,43	–	–	27,27
1122	44,54	0,87	33,63	34,50	–	–	77,45
1322	32,05	–	29,14	32,05	–	–	9,09
1412	–	–	–	–	–	–	–
1413	2,09	–	–	2,09	–	–	–
1610	41,15	–	41,15	41,15	–	–	35,29
1623	8,51	–	8,51	8,51	–	–	100,00
1629	32,97	–	16,48	32,97	–	–	50,00
1733	18,82	1,79	12,55	14,34	89,63	47,62	52,38
1741	20,58	1,47	16,17	20,58	–	–	57,14
1749	26,32	–	19,74	26,32	–	–	50,00
1811	–	–	–	–	–	–	–
1813	3,57	3,57	–	3,57	–	–	–
1821	12,09	–	4,03	8,06	–	–	33,33
1822	–	–	–	–	–	–	–
1830	19,88	–	9,28	15,90	–	–	53,33
1921	32,09	–	32,09	13,37	–	–	41,67
2014	–	–	–	–	–	–	–
2031	24,77	–	24,77	18,58	–	–	87,50
2061	8,45	–	8,45	8,45	–	–	33,33
2062	–	–	–	–	–	–	–
2093	–	–	–	–	–	–	–
2099	12,26	1,75	7,01	12,26	–	–	42,86
2121	26,06	–	16,75	18,61	–	–	64,29
2211	24,01	–	21,34	24,01	–	–	55,56
2221	20,22	–	15,16	20,22	–	–	75,00
2222	39,18	0,81	25,04	33,53	–	–	43,30
2229	39,12	7,04	22,15	36,43	–	–	45,50
2320	139,31	2,11	126,65	141,42	–	–	50,00
2330	29,38	–	24,48	26,93	–	–	75,00
2342	6,81	–	3,41	6,81	–	–	83,33
2442	57,23	–	57,23	9,54	953,90	166,67	50,00
2449	38,41	–	23,05	38,41	–	–	60,00
2452	35,55	–	33,46	31,36	–	–	52,94
2511	43,86	0,80	30,30	43,06	–	–	67,27
2512	–	–	–	–	–	–	–
2532	30,06	–	27,13	27,13	–	–	73,17
2539	–	–	–	–	–	–	–
2541	18,22	–	3,64	18,22	–	–	40,00
2591	28,39	2,37	18,92	11,83	–	–	75,00
2599	5,75	–	5,75	5,75	–	–	100,00
2610	17,34	2,95	6,09	16,05	–	–	40,43
2621	33,66	–	13,77	32,90	–	–	52,27
2622	28,86	4,00	6,11	28,23	–	–	66,42
2631	13,87	3,47	–	13,87	–	–	–
2632	13,34	–	8,89	13,34	–	–	66,67
2640	30,26	2,66	19,26	21,82	–	–	59,87
2651	6,98	–	6,98	6,98	–	–	50,00
2652	1,22	–	1,22	1,22	–	–	–
2670	20,23	2,25	4,50	20,23	–	–	44,44
2710	23,00	–	9,20	21,85	–	–	70,00
2721	38,61	15,02	12,87	36,47	–	–	44,44
2731	15,21	–	2,54	15,21	–	–	16,67
2732	33,79	–	9,22	30,72	–	–	27,27
2733	14,27	–	6,34	13,48	–	–	66,67
2759	22,43	–	12,82	19,23	–	–	64,29
2790	13,30	2,35	1,57	11,74	–	–	41,18
2811	53,24	–	33,28	33,28	–	–	62,50
2815	44,94	–	44,94	29,96	–	–	50,00

Capítulo 62 - Amazonas

62.2 - Indicadores de acidentes do trabalho, segundo a Classificação Nacional de Atividades Econômicas (CNAE), dos estabelecimentos localizados no estado do Amazonas - 2016

(continuação)

CNAE	INDICADORES DE ACIDENTES DO TRABALHO						
	Incidência (por 1.000 vínculos)	Incidência de Doenças Ocupacionais (por 1.000 vínculos)	Incidência de Acidentes Típicos (por 1.000 vínculos)	Incidência de Incapacidade Temporária (por 1.000 vínculos)	Taxa de Mortalidade (por 100.000 vínculos)	Taxa de Letalidade (por 1.000 acidentes)	Acidentalidade para a faixa 16 a 34 anos (por 100 acidentes)
2824	19,38	1,90	8,36	17,48	37,99	19,61	58,82
2829	12,63	–	7,22	12,63	–	–	71,43
2930	34,78	–	17,39	34,78	–	–	50,00
2941	2,90	–	2,90	2,90	–	–	100,00
2942	29,52	4,22	4,22	29,52	–	–	57,14
2943	20,89	1,74	10,44	20,89	–	–	50,00
2945	6,90	0,77	3,07	6,13	–	–	44,44
2949	16,14	–	16,14	16,14	–	–	42,86
3011	63,57	2,19	55,35	62,47	–	–	64,66
3091	24,00	4,26	12,78	14,23	–	–	55,41
3092	15,30	2,55	11,47	15,30	–	–	41,67
3099	21,21	5,05	9,09	8,08	–	–	42,86
3101	12,58	–	12,58	12,58	–	–	33,33
3104	13,81	–	12,08	13,81	–	–	62,50
3211	–	–	–	–	–	–	–
3230	119,39	2,54	15,24	119,39	–	–	42,55
3250	11,77	–	6,34	10,86	–	–	53,85
3299	3,59	–	–	3,59	–	–	–
3312	–	–	–	–	–	–	–
3313	12,23	–	12,23	12,23	–	–	50,00
3314	12,35	–	7,41	11,11	123,48	100,00	40,00
3319	–	–	–	–	–	–	–
3321	7,01	–	7,01	7,01	–	–	–
3329	17,96	–	17,96	17,96	–	–	–
3511	17,86	0,64	10,84	17,22	–	–	46,43
3512	16,55	–	16,55	14,18	–	–	14,29
3514	1,45	–	1,45	1,45	–	–	–
3520	8,33	–	8,33	–	–	–	100,00
3600	30,72	–	19,63	27,31	–	–	55,56
3811	48,75	–	43,33	48,75	–	–	60,49
3822	74,48	–	74,48	65,17	–	–	87,50
3831	43,15	–	26,56	43,15	–	–	53,85
3839	82,76	–	57,93	82,76	–	–	30,00
4110	61,02	–	54,59	61,02	107,05	17,54	52,63
4120	14,12	–	10,07	11,30	36,84	26,09	42,61
4211	29,37	–	21,75	21,75	–	–	22,22
4221	14,62	–	10,10	9,75	–	–	50,00
4292	8,82	–	2,94	7,84	–	–	22,22
4299	18,75	–	–	18,75	–	–	66,67
4311	–	–	–	–	–	–	–
4313	12,03	–	10,03	12,03	–	–	50,00
4321	26,39	–	21,66	24,42	78,77	29,85	47,76
4322	21,89	–	17,51	21,89	–	–	55,00
4329	14,24	–	14,24	14,24	–	–	33,33
4330	9,08	–	3,63	9,08	–	–	50,00
4391	59,41	–	59,41	42,43	–	–	71,43
4399	8,70	–	7,40	7,83	43,51	50,00	50,00
4511	11,35	–	7,57	10,88	–	–	58,33
4520	1,43	–	1,43	1,43	–	–	–
4530	6,12	–	5,47	6,12	–	–	63,16
4541	6,86	0,86	1,71	6,86	–	–	62,50
4615	6,72	–	–	6,72	–	–	100,00
4617	–	–	–	–	–	–	–
4618	–	–	–	–	–	–	–
4619	16,31	–	10,87	16,31	–	–	100,00
4623	6,16	–	6,16	6,16	–	–	–
4631	12,54	–	4,18	12,54	–	–	66,67
4632	–	–	–	–	–	–	–
4633	5,91	2,96	2,96	2,96	–	–	50,00
4634	22,50	–	15,58	21,64	–	–	69,23
4635	14,41	–	8,10	14,41	–	–	81,25
4637	11,44	–	2,86	11,44	–	–	25,00
4639	11,52	–	8,42	11,52	–	–	57,69
4642	–	–	–	–	–	–	–
4643	6,46	–	–	6,46	–	–	100,00
4644	5,43	–	0,90	5,43	–	–	66,67
4645	3,97	–	1,32	3,97	–	–	100,00
4646	1,34	–	–	1,34	–	–	–
4647	4,51	–	4,51	4,51	–	–	–
4649	6,04	0,76	3,02	5,29	–	–	50,00
4662	21,77	7,26	14,51	21,77	–	–	–
4663	–	–	–	–	–	–	–
4665	7,35	–	–	7,35	–	–	–
4669	11,64	–	–	11,64	–	–	100,00
4672	9,79	–	9,79	9,79	–	–	100,00
4673	16,27	–	5,42	16,27	–	–	33,33
4679	–	–	–	–	–	–	–
4681	2,63	–	2,63	2,63	–	–	–
4682	99,22	1,53	79,38	99,22	–	–	76,92
4686	20,74	–	13,82	20,74	–	–	33,33
4687	–	–	–	–	–	–	–
4689	3,77	–	3,77	3,77	–	–	–
4691	–	–	–	–	–	–	–
4692	–	–	–	–	–	–	–

Capítulo 62 - Amazonas

62.2 - Indicadores de acidentes do trabalho, segundo a Classificação Nacional de Atividades Econômicas (CNAE), dos estabelecimentos localizados no estado do Amazonas - 2016

(continuação)

CNAE	INDICADORES DE ACIDENTES DO TRABALHO						
	Incidência (por 1.000 vínculos)	Incidência de Doenças Ocupacionais (por 1.000 vínculos)	Incidência de Acidentes Típicos (por 1.000 vínculos)	Incidência de Incapacidade Temporária (por 1.000 vínculos)	Taxa de Mortalidade (por 100.000 vínculos)	Taxa de Letalidade (por 1.000 acidentes)	Acidentalidade para a faixa 16 a 34 anos (por 100 acidentes)
4693	21,28	–	13,54	20,80	–	–	63,64
4711	26,32	–	20,32	26,32	–	–	68,84
4712	2,80	–	1,86	2,80	–	–	55,56
4713	14,26	–	7,83	13,14	–	–	76,47
4721	3,99	0,36	1,45	3,99	–	–	54,55
4722	1,23	–	1,23	1,23	–	–	–
4723	17,54	–	11,28	17,54	–	–	64,29
4724	–	–	–	–	–	–	–
4729	6,93	–	3,47	6,24	–	–	50,00
4731	2,03	0,18	0,92	1,66	–	–	45,45
4732	–	–	–	–	–	–	–
4741	6,45	–	4,30	6,45	–	–	100,00
4742	–	–	–	–	–	–	–
4743	3,93	–	3,93	3,93	–	–	100,00
4744	7,51	–	5,75	7,35	–	–	57,45
4751	1,87	–	1,25	1,87	–	–	100,00
4752	2,27	–	2,27	–	–	–	100,00
4753	1,66	–	1,66	1,66	–	–	–
4754	1,89	–	1,89	1,42	–	–	75,00
4755	1,51	–	0,50	1,51	–	–	100,00
4756	–	–	–	–	–	–	–
4757	4,90	–	4,90	4,90	–	–	50,00
4759	1,48	–	1,48	–	–	–	100,00
4761	4,32	–	4,32	3,84	–	–	77,78
4763	1,03	1,03	–	1,03	–	–	100,00
4771	2,72	–	1,36	2,72	–	–	66,67
4772	4,06	–	2,03	4,06	–	–	83,33
4773	3,75	–	–	3,75	–	–	–
4774	0,72	–	–	0,72	–	–	100,00
4781	2,05	0,14	1,64	2,05	–	–	86,67
4782	0,75	–	–	0,75	–	–	100,00
4783	3,42	1,71	1,71	3,42	–	–	50,00
4784	12,74	–	9,55	12,74	–	–	75,00
4789	2,86	–	1,23	2,45	–	–	57,14
4921	47,48	2,52	28,29	45,72	21,93	4,62	27,02
4922	17,95	7,18	10,77	17,95	–	–	20,00
4923	4,15	1,38	2,76	1,38	–	–	100,00
4929	10,97	–	7,31	10,97	–	–	20,00
4930	19,81	0,13	13,41	18,93	–	–	47,47
4940	–	–	–	–	–	–	–
5021	40,61	0,57	29,54	37,49	–	–	34,97
5022	3,59	–	3,59	3,59	–	–	100,00
5091	–	–	–	–	–	–	–
5111	14,66	–	7,33	13,19	–	–	50,00
5112	7,84	–	3,92	7,84	391,77	500,00	–
5211	19,75	–	10,97	18,29	–	–	51,85
5212	17,26	–	5,75	17,26	–	–	50,00
5223	4,03	–	4,03	4,03	–	–	100,00
5229	–	–	–	–	–	–	–
5231	15,55	–	11,11	13,33	–	–	71,43
5232	–	–	–	–	–	–	–
5240	12,90	–	6,45	12,90	92,14	71,43	42,86
5250	9,51	–	2,54	9,51	–	–	53,33
5310	61,99	–	57,39	55,10	–	–	12,35
5320	15,35	–	2,56	15,35	–	–	50,00
5510	10,70	0,37	6,64	10,70	–	–	34,48
5590	4,52	–	–	4,52	–	–	100,00
5611	9,31	0,33	6,13	8,98	–	–	71,76
5620	17,31	0,20	8,55	16,09	–	–	42,35
5822	–	–	–	–	–	–	–
5829	14,85	7,43	–	14,85	–	–	50,00
5914	3,19	–	3,19	3,19	–	–	–
6010	3,04	–	–	3,04	–	–	100,00
6021	3,43	–	1,72	3,43	–	–	75,00
6110	4,87	–	4,87	4,87	–	–	–
6120	6,92	–	1,73	6,92	173,11	250,00	50,00
6190	4,65	–	–	4,65	–	–	100,00
6201	93,64	–	7,20	93,64	–	–	7,69
6204	4,82	–	–	4,82	–	–	100,00
6209	5,98	–	1,50	5,98	–	–	75,00
6311	6,68	–	2,23	6,68	–	–	33,33
6399	–	–	–	–	–	–	–
6421	4,44	–	2,96	4,44	–	–	33,33
6422	10,10	4,78	3,19	10,10	–	–	52,63
6423	4,72	2,36	–	4,72	–	–	50,00
6434	–	–	–	–	–	–	–
6437	17,45	–	17,45	17,45	–	–	100,00
6462	8,25	–	–	8,25	–	–	100,00
6550	7,26	–	5,81	2,90	–	–	60,00
6622	–	–	–	–	–	–	–
6810	53,96	–	50,96	53,96	–	–	50,00
6821	–	–	–	–	–	–	–
6822	15,94	–	7,97	15,94	–	–	37,50
6911	–	–	–	–	–	–	–

Capítulo 62 - Amazonas

62.2 - Indicadores de acidentes do trabalho, segundo a Classificação Nacional de Atividades Econômicas (CNAE), dos estabelecimentos localizados no estado do Amazonas - 2016

(conclusão)

CNAE	INDICADORES DE ACIDENTES DO TRABALHO						
	Incidência (por 1.000 vínculos)	Incidência de Doenças Ocupacionais (por 1.000 vínculos)	Incidência de Acidentes Típicos (por 1.000 vínculos)	Incidência de Incapacidade Temporária (por 1.000 vínculos)	Taxa de Mortalidade (por 100.000 vínculos)	Taxa de Letalidade (por 1.000 acidentes)	Acidentalidade para a faixa 16 a 34 anos (por 100 acidentes)
6920	2,62	–	1,57	2,62	–	–	100,00
7020	13,07	–	6,82	13,07	–	–	65,22
7111	–	–	–	–	–	–	–
7112	6,93	–	5,55	6,93	–	–	20,00
7119	8,86	–	8,86	8,86	885,61	1.000,00	100,00
7120	–	–	–	–	–	–	–
7210	6,41	–	3,56	6,41	–	–	33,33
7311	–	–	–	–	–	–	–
7319	15,52	5,17	5,17	15,52	–	–	66,67
7490	11,59	–	2,32	9,27	–	–	80,00
7711	3,74	–	2,49	2,49	124,74	333,33	100,00
7732	13,77	–	6,88	13,77	–	–	50,00
7739	17,08	–	14,95	17,08	–	–	62,50
7810	2,15	–	–	2,15	–	–	100,00
7820	5,71	–	2,41	5,71	–	–	53,85
7830	4,54	–	–	4,54	–	–	–
7911	1,75	–	–	1,75	–	–	–
8011	6,98	–	0,36	6,86	–	–	46,55
8012	28,32	–	5,45	27,78	54,46	19,23	57,69
8020	6,24	–	3,12	6,24	–	–	25,00
8111	5,30	–	2,41	5,30	–	–	72,73
8112	7,61	0,25	5,32	7,86	–	–	53,33
8121	10,74	0,08	4,89	8,10	8,02	7,46	26,12
8122	–	–	–	–	–	–	–
8129	56,99	–	48,85	48,85	271,37	47,62	47,62
8130	–	–	–	–	–	–	–
8211	6,26	–	3,13	6,26	–	–	41,67
8219	–	–	–	–	–	–	–
8220	8,86	8,86	–	8,86	–	–	–
8230	–	–	–	–	–	–	–
8291	2,58	–	–	2,58	–	–	100,00
8299	18,17	–	12,27	18,17	–	–	45,95
8411	0,81	0,02	0,21	0,79	–	–	6,52
8412	–	–	–	–	–	–	–
8413	–	–	–	–	–	–	–
8423	–	–	–	–	–	–	–
8424	0,85	–	0,85	0,85	–	–	–
8430	–	–	–	–	–	–	–
8511	179,01	–	–	179,01	–	–	30,91
8512	2,69	0,90	1,34	2,69	–	–	66,67
8513	0,79	–	–	0,79	–	–	20,00
8520	7,53	–	5,92	6,99	–	–	28,57
8531	3,19	–	3,19	3,19	–	–	11,11
8532	7,81	–	5,10	6,45	–	–	26,09
8533	–	–	–	–	–	–	–
8541	–	–	–	–	–	–	–
8550	13,11	–	6,55	9,83	–	–	16,67
8593	–	–	–	–	–	–	–
8599	7,49	–	4,01	6,42	–	–	25,00
8610	32,76	0,16	23,20	20,54	–	–	46,89
8630	–	–	–	–	–	–	–
8640	2,91	–	1,16	1,74	–	–	80,00
8650	3,44	0,38	1,91	3,44	–	–	44,44
8660	63,41	–	35,67	39,63	–	–	31,25
8690	–	–	–	–	–	–	–
8730	14,08	–	14,08	14,08	–	–	–
8800	3,50	–	3,50	3,50	–	–	–
9003	1,58	–	–	1,58	–	–	100,00
9312	14,45	14,45	–	14,45	–	–	100,00
9313	–	–	–	–	–	–	–
9321	15,54	–	7,77	15,54	–	–	50,00
9329	3,59	–	3,59	3,59	–	–	100,00
9411	5,52	–	1,84	5,52	–	–	33,33
9412	3,66	–	–	3,66	–	–	–
9420	3,62	–	–	3,62	–	–	–
9430	17,15	0,66	3,30	17,15	–	–	7,69
9491	1,52	–	1,01	0,51	–	–	66,67
9499	–	–	–	–	–	–	–
9511	3,42	–	–	3,42	–	–	100,00
9512	6,97	–	–	6,97	–	–	100,00
9521	25,97	–	8,66	25,97	–	–	66,67
9529	–	–	–	–	–	–	–
9601	2,72	–	–	2,72	–	–	–
9602	2,17	–	–	2,17	–	–	–
9603	6,47	–	–	6,47	–	–	100,00
9609	2,63	–	2,63	2,63	–	–	–
Outros (1)	14,77	–	8,22	14,07	–	–	45,28

Fonte: DATAPREV, CAT, SUB, CNIS.

Notas: 1. Os dados são preliminares, estando sujeitos a correções.
2. As atividades econômicas que apresentam valores zerados para os indicadores são aquelas onde não ocorreram acidentes no período.

(1) Englobam as atividades que possuíam número médio de vínculos no ano menor que 100.

Capítulo 63 - Roraima

63.1 - Indicadores de acidentes do trabalho, segundo a Classificação Nacional de Atividades Econômicas (CNAE), dos estabelecimentos localizados no estado de Roraima - 2015

CNAE	INDICADORES DE ACIDENTES DO TRABALHO						
	Incidência (por 1.000 vínculos)	Incidência de Doenças Ocupacionais (por 1.000 vínculos)	Incidência de Acidentes Típicos (por 1.000 vínculos)	Incidência de Incapacidade Temporária (por 1.000 vínculos)	Taxa de Mortalidade (por 100.000 vínculos)	Taxa de Letalidade (por 1.000 acidentes)	Acidentalidade para a faixa 16 a 34 anos (por 100 acidentes)
TOTAL	**9,51**	**0,05**	**4,62**	**8,59**	**6,20**	**6,53**	**58,56**
0111	10,98	–	5,49	10,98	–	–	–
0115	20,15	–	20,15	20,15	–	–	33,33
0139	12,07	–	12,07	12,07	–	–	100,00
0151	2,89	–	2,89	2,89	–	–	–
0810	7,81	–	7,81	7,81	–	–	–
1011	–	–	–	–	–	–	–
1053	–	–	–	–	–	–	–
1061	14,23	–	14,23	14,23	–	–	100,00
1091	4,61	–	4,61	4,61	–	–	100,00
1122	–	–	–	–	–	–	–
1610	18,58	–	16,89	18,58	–	–	63,64
2330	25,35	–	15,21	25,35	–	–	60,00
2342	4,35	–	–	4,35	–	–	100,00
3511	20,33	–	13,07	18,88	–	–	57,14
3514	10,01	–	6,67	10,01	–	–	33,33
3600	7,14	–	4,76	4,76	–	–	33,33
4120	19,70	–	11,33	19,20	–	–	55,00
4211	69,19	–	29,65	69,19	–	–	42,86
4213	8,70	–	8,70	8,70	–	–	100,00
4221	49,49	–	32,99	46,19	–	–	33,33
4313	27,35	–	21,49	27,35	–	–	50,00
4321	46,94	–	39,11	46,94	–	–	83,33
4322	41,64	–	24,98	41,64	–	–	80,00
4511	10,05	–	5,02	10,05	–	–	83,33
4520	4,68	–	4,68	4,68	468,20	1.000,00	–
4530	1,47	–	–	1,47	–	–	–
4541	14,12	–	14,12	14,12	–	–	75,00
4634	4,00	–	–	4,00	–	–	100,00
4635	51,41	–	21,42	42,84	–	–	75,00
4639	4,97	–	–	4,97	–	–	100,00
4644	–	–	–	–	–	–	–
4646	8,95	–	–	–	–	–	100,00
4649	6,35	–	–	6,35	–	–	100,00
4664	3,67	–	–	3,67	183,68	500,00	–
4691	–	–	–	–	–	–	–
4693	–	–	–	–	–	–	–
4711	6,64	–	2,41	6,64	–	–	77,27
4712	7,44	–	4,96	7,44	–	–	100,00
4721	–	–	–	–	–	–	–
4722	17,52	–	–	17,52	–	–	–
4723	10,27	–	5,14	5,14	–	–	–
4729	12,11	–	4,04	12,11	–	–	100,00
4731	0,92	–	–	0,92	–	–	100,00
4743	24,86	–	16,57	24,86	–	–	100,00
4744	12,49	–	7,06	11,40	–	–	82,61
4751	4,55	–	4,55	4,55	–	–	100,00
4752	–	–	–	–	–	–	–
4753	–	–	–	–	–	–	–
4754	–	–	–	–	–	–	–
4755	7,86	–	–	7,86	–	–	100,00
4761	3,98	–	3,98	3,98	–	–	100,00
4763	–	–	–	–	–	–	–
4771	5,75	–	–	5,75	–	–	60,00
4772	–	–	–	–	–	–	–

Capítulo 63 - Roraima

63.1 - Indicadores de acidentes do trabalho, segundo a Classificação Nacional de Atividades Econômicas (CNAE), dos estabelecimentos localizados no estado de Roraima - 2015

CNAE	INDICADORES DE ACIDENTES DO TRABALHO						
	Incidência (por 1.000 vínculos)	Incidência de Doenças Ocupacionais (por 1.000 vínculos)	Incidência de Acidentes Típicos (por 1.000 vínculos)	Incidência de Incapacidade Temporária (por 1.000 vínculos)	Taxa de Mortalidade (por 100.000 vínculos)	Taxa de Letalidade (por 1.000 acidentes)	Acidentalidade para a faixa 16 a 34 anos (por 100 acidentes)
4774	–	–	–	–	–	–	–
4781	2,48	–	–	2,48	–	–	100,00
4782	–	–	–	–	–	–	–
4789	6,13	–	–	6,13	–	–	100,00
4921	3,65	–	3,65	3,65	–	–	–
4922	14,39	–	3,60	14,39	–	–	–
4930	8,80	–	4,40	6,60	–	–	100,00
5211	34,58	–	34,58	34,58	–	–	80,00
5310	77,09	–	47,11	47,11	–	–	44,44
5510	2,07	–	2,07	2,07	–	–	–
5611	3,08	–	0,51	2,57	–	–	50,00
5620	16,39	–	5,46	16,39	–	–	100,00
6010	–	–	–	–	–	–	–
6021	4,67	–	4,67	4,67	–	–	100,00
6421	5,30	–	–	–	–	–	–
6422	–	–	–	–	–	–	–
6423	–	–	–	–	–	–	–
6920	2,31	–	2,31	2,31	–	–	100,00
7010	–	–	–	–	–	–	–
7020	6,80	–	–	6,80	–	–	–
7210	34,48	17,24	8,62	25,86	–	–	–
7711	9,58	–	6,38	9,58	–	–	33,33
7810	–	–	–	–	–	–	–
7820	5,48	–	–	5,48	–	–	100,00
7911	8,86	–	–	8,86	–	–	–
8011	7,33	–	–	7,33	–	–	100,00
8012	13,37	–	2,67	13,37	–	–	40,00
8121	8,14	–	1,09	7,60	–	–	53,33
8220	18,13	–	–	18,13	–	–	100,00
8299	5,85	–	–	5,85	–	–	100,00
8411	0,31	–	0,12	0,31	6,21	200,00	20,00
8412	–	–	–	–	–	–	–
8423	–	–	–	–	–	–	–
8430	–	–	–	–	–	–	–
8511	4,61	–	2,30	4,61	–	–	50,00
8512	–	–	–	–	–	–	–
8520	4,42	–	–	4,42	–	–	100,00
8531	–	–	–	–	–	–	–
8532	2,79	–	2,79	2,79	–	–	–
8599	13,35	0,89	7,12	11,57	–	–	53,33
8610	128,85	–	91,44	74,82	–	–	45,16
8630	–	–	–	–	–	–	–
8640	9,04	–	4,52	4,52	–	–	–
8650	–	–	–	–	–	–	–
8660	–	–	–	–	–	–	–
8690	–	–	–	–	–	–	–
8800	–	–	–	–	–	–	–
9001	–	–	–	–	–	–	–
9313	–	–	–	–	–	–	–
9412	–	–	–	–	–	–	–
9420	8,72	–	–	8,72	–	–	100,00
9430	3,37	–	3,37	3,37	–	–	100,00
9602	–	–	–	–	–	–	–
9609	–	–	–	–	–	–	–
Outros(1)	16,96	–	11,64	16,13	16,63	9,80	70,59

Fonte: DATAPREV, CAT, SUB, CNIS.

Notas: 1. Os dados são preliminares, estando sujeitos a correções.
2. As atividades econômicas que apresentam valores zerados para os indicadores são aquelas onde não ocorreram acidentes no período.

(1) Englobam as atividades que possuíam número médio de vínculos no ano menor que 100.

Capítulo 63 - Roraima

63.2 - Indicadores de acidentes do trabalho, segundo a Classificação Nacional de Atividades Econômicas (CNAE), dos estabelecimentos localizados no estado de Roraima - 2016

(continua)

CNAE	INDICADORES DE ACIDENTES DO TRABALHO						
	Incidência (por 1.000 vínculos)	Incidência de Doenças Ocupacionais (por 1.000 vínculos)	Incidência de Acidentes Típicos (por 1.000 vínculos)	Incidência de Incapacidade Temporária (por 1.000 vínculos)	Taxa de Mortalidade (por 100.000 vínculos)	Taxa de Letalidade (por 1.000 acidentes)	Acidentalidade para a faixa 16 a 34 anos (por 100 acidentes)
TOTAL	**11,46**	**0,08**	**5,19**	**10,59**	**1,53**	**1,33**	**56,06**
0111	–	–	–	–	–	–	–
0115	37,74	–	37,74	37,74	–	–	66,67
0139	17,01	–	17,01	17,01	–	–	100,00
0151	6,20	–	6,20	6,20	–	–	–
1011	–	–	–	–	–	–	–
1053	16,85	–	8,43	25,28	–	–	50,00
1061	7,33	–	7,33	7,33	–	–	100,00
1091	25,83	–	8,61	25,83	–	–	100,00
1610	25,84	–	22,80	25,84	–	–	64,71
1932	9,70	–	–	9,70	–	–	100,00
2330	21,38	–	21,38	21,38	–	–	100,00
2342	5,42	–	5,42	5,42	–	–	100,00
3511	10,43	–	5,22	10,43	–	–	–
3514	11,70	2,92	2,92	11,70	–	–	–
3600	23,04	–	9,22	18,43	–	–	20,00
4120	9,67	–	3,98	9,67	–	–	41,18
4211	15,18	–	15,18	15,18	–	–	33,33
4213	90,42	–	51,67	77,50	–	–	47,62
4221	43,30	–	24,06	38,49	–	–	44,44
4313	64,52	–	39,17	59,91	–	–	32,14
4321	33,17	–	33,17	16,59	–	–	50,00
4322	8,05	–	–	8,05	–	–	100,00
4511	9,10	–	1,82	9,10	–	–	80,00
4520	4,74	–	4,74	4,74	–	–	–
4530	1,47	–	–	1,47	–	–	–
4541	3,84	–	–	3,84	–	–	100,00
4634	18,17	–	18,17	18,17	–	–	–
4635	88,47	–	51,22	83,82	–	–	78,95
4639	4,26	–	–	4,26	–	–	100,00
4646	–	–	–	–	–	–	–
4649	31,37	–	–	31,37	–	–	75,00
4664	3,56	–	–	3,56	–	–	100,00
4693	4,13	–	–	4,13	–	–	100,00
4711	11,78	–	8,25	11,78	–	–	72,50
4712	7,35	–	–	7,35	–	–	83,33
4721	–	–	–	–	–	–	–
4722	9,75	–	–	9,75	–	–	100,00
4723	33,39	–	19,08	28,62	–	–	42,86
4729	6,71	–	–	6,71	–	–	50,00
4731	–	–	–	–	–	–	–
4743	39,97	–	29,98	49,96	–	–	75,00
4744	25,43	–	14,46	23,43	–	–	68,63
4751	4,92	–	–	4,92	–	–	100,00
4752	–	–	–	–	–	–	–
4753	3,13	–	–	3,13	–	–	–
4754	–	–	–	–	–	–	–
4755	–	–	–	–	–	–	–
4761	–	–	–	–	–	–	–

Capítulo 63 - Roraima

63.2 - Indicadores de acidentes do trabalho, segundo a Classificação Nacional de Atividades Econômicas (CNAE), dos estabelecimentos localizados no estado de Roraima - 2016

(conclusão)

CNAE	INDICADORES DE ACIDENTES DO TRABALHO						
	Incidência (por 1.000 vínculos)	Incidência de Doenças Ocupacionais (por 1.000 vínculos)	Incidência de Acidentes Típicos (por 1.000 vínculos)	Incidência de Incapacidade Temporária (por 1.000 vínculos)	Taxa de Mortalidade (por 100.000 vínculos)	Taxa de Letalidade (por 1.000 acidentes)	Acidentalidade para a faixa 16 a 34 anos (por 100 acidentes)
4763	–	–	–	–	–	–	–
4771	13,16	–	3,29	13,16	–	–	83,33
4772	13,46	–	–	13,46	–	–	50,00
4774	–	–	–	–	–	–	–
4781	0,64	–	0,64	0,64	–	–	100,00
4782	4,41	–	–	4,41	–	–	100,00
4789	–	–	–	–	–	–	–
4921	7,05	–	–	7,05	–	–	100,00
4922	17,52	–	10,51	17,52	–	–	40,00
4930	25,48	–	12,74	25,48	–	–	83,33
5211	–	–	–	–	–	–	–
5310	64,70	8,63	47,45	51,76	–	–	46,67
5510	6,17	–	4,11	6,17	–	–	–
5611	4,22	–	2,11	3,70	–	–	37,50
5620	12,90	–	6,45	12,90	–	–	75,00
6010	–	–	–	–	–	–	–
6021	4,65	–	–	4,65	–	–	–
6421	5,68	–	–	–	–	–	–
6422	4,30	4,30	–	4,30	–	–	100,00
6423	–	–	–	–	–	–	–
6911	–	–	–	–	–	–	–
6920	4,57	–	–	4,57	–	–	100,00
7010	–	–	–	–	–	–	–
7020	7,43	–	–	7,43	–	–	100,00
7210	43,42	–	8,68	26,05	–	–	20,00
7711	5,49	–	2,75	5,49	–	–	–
7810	3,58	–	–	3,58	–	–	–
7820	14,11	–	–	14,11	–	–	66,67
7911	7,07	–	–	7,07	–	–	100,00
8011	3,82	–	–	3,82	127,35	333,33	66,67
8012	9,88	–	–	9,88	–	–	50,00
8121	10,50	–	2,47	10,50	–	–	29,41
8220	9,48	–	–	9,48	–	–	100,00
8299	–	–	–	–	–	–	–
8411	0,74	–	0,06	0,74	–	–	46,15
8412	–	–	–	–	–	–	–
8423	4,33	–	4,33	4,33	–	–	–
8430	–	–	–	–	–	–	–
8511	6,83	–	–	6,83	–	–	33,33
8512	–	–	–	–	–	–	–
8520	3,54	–	–	3,54	–	–	–
8531	1,87	–	1,87	–	–	–	100,00
8532	3,01	–	3,01	3,01	–	–	–
8599	14,80	–	10,17	13,87	–	–	50,00
8610	134,12	–	86,22	95,80	–	–	50,00
8630	6,33	–	–	6,33	–	–	50,00
8640	–	–	–	–	–	–	–
8650	6,29	–	6,29	6,29	–	–	100,00
8660	–	–	–	–	–	–	–
8690	2,69	2,69	–	2,69	–	–	100,00
8800	14,41	–	9,60	9,60	–	–	33,33
9001	–	–	–	–	–	–	–
9313	–	–	–	–	–	–	–
9412	–	–	–	–	–	–	–
9420	8,51	–	8,51	8,51	–	–	100,00
9430	–	–	–	–	–	–	–
9602	–	–	–	–	–	–	–
9609	–	–	–	–	–	–	–
Outros (1)	17,16	–	10,89	15,02	–	–	70,19

Fonte: DATAPREV, CAT, SUB, CNIS.

Notas: 1. Os dados são preliminares, estando sujeitos a correções.
2. As atividades econômicas que apresentam valores zerados para os indicadores são aquelas onde não ocorreram acidentes no período

(1) Englobam as atividades que possuíam número médio de vínculos no ano menor que 100.

Capítulo 64 - Pará

64.1 - Indicadores de acidentes do trabalho, segundo a Classificação Nacional de Atividades Econômicas (CNAE), dos estabelecimentos localizados no estado do Pará - 2015

(continua)

CNAE	INDICADORES DE ACIDENTES DO TRABALHO						
	Incidência (por 1.000 vínculos)	Incidência de Doenças Ocupacionais (por 1.000 vínculos)	Incidência de Acidentes Típicos (por 1.000 vínculos)	Incidência de Incapacidade Temporária (por 1.000 vínculos)	Taxa de Mortalidade (por 100.000 vínculos)	Taxa de Letalidade (por 1.000 acidentes)	Acidentalidade para a faixa 16 a 34 anos (por 100 acidentes)
TOTAL	**12,24**	**0,16**	**8,02**	**9,65**	**9,07**	**7,41**	**53,35**
0111	9,79	–	8,70	9,79	–	–	88,89
0115	7,33	–	7,33	7,33	–	–	66,67
0116	–	–	–	–	–	–	–
0121	–	–	–	–	–	–	–
0122	9,91	–	–	9,91	–	–	100,00
0133	10,93	–	8,57	10,34	–	–	78,38
0135	–	–	–	–	–	–	–
0139	75,03	0,18	71,58	46,45	–	–	70,99
0142	75,85	–	65,74	75,85	–	–	60,00
0151	9,10	0,09	7,69	8,21	18,75	20,62	49,48
0152	–	–	–	–	–	–	–
0155	13,75	–	11,05	13,75	26,96	19,61	70,59
0159	–	–	–	–	–	–	–
0161	5,91	–	5,71	4,73	19,69	33,33	76,67
0162	14,06	–	12,30	14,06	175,77	125,00	12,50
0163	–	–	–	–	–	–	–
0210	13,61	–	12,64	13,12	–	–	39,29
0220	20,67	–	20,00	18,67	–	–	58,06
0230	13,30	–	8,60	11,73	–	–	35,29
0311	6,32	1,05	5,26	6,32	–	–	66,67
0710	16,04	0,29	11,08	2,43	–	–	59,39
0721	4,09	0,29	3,21	1,75	–	–	42,86
0724	19,18	–	12,21	13,95	174,39	90,91	45,45
0729	18,98	–	15,00	5,20	30,61	16,13	66,13
0810	8,30	–	6,22	6,22	–	–	41,67
0899	7,27	–	–	7,27	–	–	–
1011	43,13	0,12	35,35	34,53	23,57	5,46	68,03
1012	15,87	–	7,93	15,87	–	–	66,67
1013	15,43	–	13,50	15,43	192,83	125,00	75,00
1020	38,87	–	30,87	38,87	–	–	38,24
1031	10,17	1,20	6,58	10,76	–	–	52,94
1032	4,33	–	–	4,33	–	–	50,00
1033	2,11	–	2,11	2,11	–	–	100,00
1041	57,42	–	49,35	46,98	–	–	67,77
1042	28,91	–	21,30	25,87	–	–	89,47
1051	22,81	7,60	7,60	22,81	–	–	100,00
1052	20,50	–	14,29	20,50	–	–	57,58
1053	3,72	–	3,72	3,72	–	–	100,00
1061	7,54	–	–	7,54	–	–	100,00
1062	131,71	–	93,66	131,71	–	–	73,33
1066	4,71	–	4,71	4,71	–	–	100,00
1091	4,18	0,32	3,22	3,86	–	–	61,54
1092	12,12	–	10,51	12,12	–	–	53,33
1094	7,15	–	4,76	7,15	–	–	66,67
1095	8,24	–	2,75	8,24	–	–	33,33
1099	15,17	–	10,55	13,85	–	–	47,83
1113	30,56	–	26,03	27,16	–	–	48,15
1121	8,94	–	6,39	8,94	–	–	71,43
1122	49,02	–	45,25	33,18	–	–	64,62
1312	54,32	–	44,19	54,32	–	–	71,19
1412	–	–	–	–	–	–	–
1413	–	–	–	–	–	–	–
1510	25,11	–	19,82	25,11	–	–	47,37
1531	5,30	–	5,30	5,30	–	–	100,00
1610	17,36	0,28	14,58	17,08	27,86	16,04	54,01
1621	12,75	0,28	11,05	12,47	–	–	60,00
1622	29,89	–	24,91	29,89	–	–	58,33
1629	19,49	–	16,24	19,49	–	–	33,33
1710	57,59	–	56,19	39,33	–	–	63,41
1721	113,79	–	108,10	112,65	–	–	61,00
1811	–	–	–	–	–	–	–
1812	9,29	–	–	9,29	–	–	–
1813	5,96	–	2,98	5,96	–	–	75,00
1921	232,32	–	213,35	213,35	–	–	55,10
1931	17,07	–	13,66	17,07	–	–	60,00
2013	34,51	–	34,51	17,25	–	–	–
2014	–	–	–	–	–	–	–
2061	9,16	–	3,05	9,16	–	–	66,67
2062	20,52	–	11,73	20,52	–	–	57,14
2063	24,38	1,35	14,90	23,03	–	–	50,00
2071	17,76	–	10,66	17,76	–	–	80,00
2092	16,65	–	16,65	4,16	–	–	100,00
2099	48,29	–	40,24	32,19	–	–	50,00
2212	19,45	–	17,50	17,50	–	–	50,00
2222	38,39	–	36,37	36,37	–	–	84,21
2223	54,76	–	46,94	54,76	–	–	42,86
2229	8,19	–	6,14	8,19	–	–	75,00
2311	13,95	–	13,95	13,95	–	–	50,00
2320	39,73	0,92	36,96	23,10	–	–	58,14
2330	16,44	0,62	13,65	11,48	–	–	60,38
2341	–	–	–	–	–	–	–
2342	7,44	–	5,09	7,84	58,77	78,95	71,05
2391	2,88	–	2,88	2,88	–	–	–
2411	32,37	–	28,32	32,37	–	–	12,50
2423	11,60	–	10,83	10,05	–	–	66,67

Capítulo 64 - Pará

64.1 - Indicadores de acidentes do trabalho, segundo a Classificação Nacional de Atividades Econômicas (CNAE), dos estabelecimentos localizados no estado do Pará - 2015

(continuação)

CNAE	INDICADORES DE ACIDENTES DO TRABALHO						
	Incidência (por 1.000 vínculos)	Incidência de Doenças Ocupacionais (por 1.000 vínculos)	Incidência de Acidentes Típicos (por 1.000 vínculos)	Incidência de Incapacidade Temporária (por 1.000 vínculos)	Taxa de Mortalidade (por 100.000 vínculos)	Taxa de Letalidade (por 1.000 acidentes)	Acidentalidade para a faixa 16 a 34 anos (por 100 acidentes)
2441	33,11	–	28,33	5,09	–	–	55,77
2449	39,68	3,97	19,84	35,71	–	–	10,00
2511	10,14	–	10,14	7,10	–	–	90,00
2512	4,97	–	4,97	–	–	–	100,00
2513	10,03	–	10,03	–	–	–	50,00
2539	28,74	–	5,75	25,87	–	–	80,00
2542	15,93	–	15,93	15,93	–	–	50,00
2593	12,83	–	12,83	12,83	–	–	50,00
2599	100,66	–	14,38	28,76	–	–	78,57
2733	8,34	–	8,34	6,25	–	–	50,00
2822	25,17	–	16,78	33,57	–	–	100,00
2829	11,76	–	11,76	5,88	–	–	50,00
2831	72,48	–	72,48	32,21	–	–	88,89
2854	16,19	–	16,19	8,10	–	–	50,00
2930	3,46	–	3,46	3,46	–	–	100,00
2950	–	–	–	–	–	–	–
3011	25,52	–	16,24	26,29	–	–	60,61
3101	19,76	–	16,60	19,76	79,05	40,00	56,00
3102	–	–	–	–	–	–	–
3104	20,46	–	15,35	18,76	–	–	75,00
3299	3,19	–	–	3,19	–	–	100,00
3311	6,01	–	6,01	3,00	–	–	100,00
3312	–	–	–	–	–	–	–
3313	5,25	–	5,25	5,25	–	–	100,00
3314	15,61	–	13,87	7,80	86,71	55,56	61,11
3317	9,50	–	9,50	9,50	–	–	100,00
3321	54,08	–	50,59	33,14	–	–	74,19
3329	–	–	–	–	–	–	–
3511	15,11	0,89	13,33	10,67	–	–	47,06
3512	13,95	–	9,30	13,95	–	–	66,67
3514	31,83	7,34	18,97	29,38	–	–	17,31
3600	12,52	–	10,12	11,08	–	–	7,69
3702	6,76	–	1,93	6,76	–	–	42,86
3811	13,88	0,48	7,18	12,45	47,87	34,48	51,72
3822	38,87	–	38,87	34,01	–	–	75,00
3832	–	–	–	–	–	–	–
4110	26,77	0,24	23,39	26,05	–	–	42,34
4120	16,10	0,13	12,43	14,99	9,84	6,11	49,69
4211	11,04	0,11	8,93	4,20	10,51	9,52	59,05
4212	48,44	–	37,14	45,21	–	–	36,67
4213	23,79	–	23,79	21,81	–	–	41,67
4221	22,74	0,03	20,97	6,58	17,05	7,50	57,72
4222	16,78	–	11,19	16,78	–	–	50,00
4292	13,79	–	10,22	5,95	–	–	56,12
4299	18,63	–	14,28	14,28	–	–	60,00
4312	6,24	–	3,12	1,56	–	–	75,00
4313	9,96	–	7,37	7,50	12,94	12,99	49,35
4321	21,17	–	15,01	18,70	24,61	11,63	70,93
4322	6,48	–	5,67	5,67	–	–	62,50
4329	10,11	–	4,04	6,06	–	–	70,00
4330	6,93	–	4,62	6,16	–	–	44,44
4391	19,20	–	17,28	17,28	–	–	40,00
4399	6,88	–	5,16	6,88	–	–	40,00
4511	7,45	–	5,25	7,45	–	–	70,45
4520	3,50	–	2,10	3,50	35,00	100,00	60,00
4530	5,55	0,11	3,42	5,45	–	–	71,15
4541	7,82	–	2,17	7,61	–	–	52,78
4614	–	–	–	–	–	–	–
4617	–	–	–	–	–	–	–
4618	–	–	–	–	–	–	–
4619	14,41	–	10,29	14,41	–	–	57,14
4622	8,60	–	–	8,60	–	–	100,00
4623	9,65	–	4,82	9,65	–	–	64,29
4631	8,65	–	8,65	8,65	–	–	100,00
4632	13,98	1,55	4,66	12,43	–	–	44,44
4633	6,07	–	3,37	5,39	134,82	222,22	55,56
4634	4,24	–	2,12	4,24	–	–	50,00
4635	25,17	0,52	14,27	23,09	25,95	10,31	74,23
4636	–	–	–	–	–	–	–
4637	5,14	–	4,50	4,50	64,31	125,00	75,00
4639	6,00	0,23	2,65	6,00	23,08	38,46	73,08
4641	1,29	–	–	1,29	–	–	100,00
4642	3,16	–	–	3,16	–	–	50,00
4643	–	–	–	–	–	–	–
4644	11,76	–	7,61	12,10	34,58	29,41	64,71
4645	1,66	–	–	3,32	–	–	100,00
4646	12,17	–	4,06	12,17	–	–	61,11
4647	8,11	–	8,11	8,11	–	–	–
4649	2,95	–	1,48	2,95	–	–	75,00
4652	8,92	–	8,92	8,92	–	–	100,00
4661	14,46	–	13,35	12,23	–	–	92,31
4662	26,00	–	19,26	16,37	–	–	48,15
4663	9,12	–	9,12	12,16	–	–	33,33
4664	–	–	–	–	–	–	–
4669	3,72	–	3,72	3,72	–	–	100,00
4671	15,25	1,02	10,17	15,25	–	–	53,33

Capítulo 64 - Pará

64.1 - Indicadores de acidentes do trabalho, segundo a Classificação Nacional de Atividades Econômicas (CNAE), dos estabelecimentos localizados no estado do Pará - 2015

(continuação)

CNAE	INDICADORES DE ACIDENTES DO TRABALHO						
	Incidência (por 1.000 vínculos)	Incidência de Doenças Ocupacionais (por 1.000 vínculos)	Incidência de Acidentes Típicos (por 1.000 vínculos)	Incidência de Incapacidade Temporária (por 1.000 vínculos)	Taxa de Mortalidade (por 100.000 vínculos)	Taxa de Letalidade (por 1.000 acidentes)	Acidentalidade para a faixa 16 a 34 anos (por 100 acidentes)
4672	13,30	–	13,30	13,30	–	–	75,00
4673	14,21	–	14,21	14,21	–	–	50,00
4674	17,92	3,58	3,58	17,92	–	–	60,00
4679	14,26	–	10,54	11,78	–	–	78,26
4681	9,05	–	6,04	7,54	–	–	66,67
4682	30,60	–	17,49	21,86	–	–	85,71
4683	10,22	–	5,11	10,22	255,48	250,00	75,00
4684	7,34	–	–	7,34	–	–	–
4687	2,40	–	2,40	2,40	–	–	100,00
4689	9,88	–	6,58	13,17	329,22	333,33	66,67
4691	4,83	–	2,90	4,35	–	–	50,00
4693	9,61	–	8,01	9,61	–	–	50,00
4711	13,48	0,10	10,31	13,21	6,59	4,89	64,30
4712	2,81	–	1,40	2,70	10,79	38,46	76,92
4713	7,30	–	4,38	7,00	–	–	68,00
4721	2,09	–	1,40	1,75	–	–	50,00
4722	10,00	–	9,33	10,00	–	–	80,00
4723	3,15	–	1,05	3,15	–	–	66,67
4724	4,65	–	1,55	4,65	–	–	66,67
4729	2,28	–	0,85	2,56	28,48	125,00	87,50
4731	2,74	–	0,68	2,74	11,40	41,67	58,33
4732	–	–	–	–	–	–	–
4741	–	–	–	–	–	–	–
4742	4,54	–	3,41	4,54	–	–	50,00
4743	2,47	–	1,23	2,47	–	–	100,00
4744	4,00	0,14	1,97	3,59	13,55	33,90	67,80
4751	3,64	–	1,21	3,64	–	–	77,78
4752	7,11	–	–	7,11	–	–	100,00
4753	1,69	–	0,28	1,69	–	–	83,33
4754	9,46	0,08	6,31	9,38	–	–	56,67
4755	0,46	–	0,23	0,46	–	–	–
4756	–	–	–	–	–	–	–
4757	–	–	–	–	–	–	–
4759	3,37	–	3,37	3,37	–	–	100,00
4761	1,87	0,47	0,94	1,87	–	–	75,00
4763	2,16	–	1,08	2,16	–	–	75,00
4771	2,93	–	1,17	2,93	8,37	28,57	74,29
4772	0,59	–	–	0,59	–	–	100,00
4773	5,06	–	–	5,06	–	–	–
4774	1,71	–	0,57	1,71	–	–	66,67
4781	2,24	0,12	1,06	2,24	6,23	27,78	77,78
4782	1,24	–	0,62	1,24	–	–	75,00
4783	–	–	–	–	–	–	–
4784	5,57	1,11	1,67	5,57	–	–	80,00
4789	3,21	–	2,27	2,84	–	–	52,94
4921	6,91	0,95	2,94	6,63	18,94	27,40	38,36
4922	7,19	–	4,98	7,19	–	–	23,08
4923	1,61	–	–	1,61	–	–	100,00
4924	8,00	–	–	8,00	–	–	–
4929	7,80	–	2,13	7,80	70,92	90,91	54,55
4930	15,23	0,14	10,43	12,69	49,35	32,41	49,54
5021	14,44	–	12,10	13,66	78,04	54,05	35,14
5022	3,94	–	2,63	3,94	–	–	33,33
5030	31,86	–	7,08	28,32	–	–	44,44
5091	8,79	–	7,32	8,79	–	–	16,67
5111	8,14	–	3,25	6,51	–	–	60,00
5112	8,68	–	4,34	4,34	433,84	500,00	–
5211	11,81	–	4,72	11,81	–	–	40,00
5212	14,44	–	1,44	14,44	–	–	60,00
5222	–	–	–	–	–	–	–
5223	–	–	–	–	–	–	–
5229	–	–	–	–	–	–	–
5231	36,13	–	30,11	15,39	–	–	38,89
5239	–	–	–	–	–	–	–
5240	7,80	0,46	5,97	6,88	–	–	41,18
5250	22,18	–	12,84	18,68	–	–	68,42
5310	78,13	0,81	66,80	65,99	–	–	36,27
5320	11,41	–	8,56	11,41	–	–	50,00
5510	3,93	–	2,95	3,79	–	–	50,00
5590	4,20	–	4,20	4,20	–	–	–
5611	3,97	0,20	2,41	3,77	6,51	16,39	47,54
5620	10,39	–	6,31	4,82	–	–	53,57
5812	6,82	–	4,54	6,82	–	–	33,33
5822	9,38	–	4,69	9,38	–	–	25,00
5829	–	–	–	–	–	–	–
5914	4,15	–	–	4,15	–	–	100,00
6010	1,15	–	–	1,15	–	–	–
6021	9,66	–	4,39	8,78	–	–	36,36
6110	2,58	–	–	2,58	–	–	–
6120	2,32	–	2,32	2,32	–	–	100,00
6130	–	–	–	–	–	–	–
6141	6,78	–	6,78	6,78	–	–	100,00
6190	11,25	–	7,79	9,52	–	–	69,23
6201	43,14	–	–	43,14	–	–	14,29
6204	25,41	–	–	25,41	–	–	100,00
6209	8,54	–	1,42	7,12	–	–	50,00
6311	5,50	–	3,67	3,67	–	–	33,33

Capítulo 64 - Pará

64.1 - Indicadores de acidentes do trabalho, segundo a Classificação Nacional de Atividades Econômicas (CNAE), dos estabelecimentos localizados no estado do Pará - 2015

(conclusão)

CNAE	INDICADORES DE ACIDENTES DO TRABALHO						
	Incidência (por 1.000 vínculos)	Incidência de Doenças Ocupacionais (por 1.000 vínculos)	Incidência de Acidentes Típicos (por 1.000 vínculos)	Incidência de Incapacidade Temporária (por 1.000 vínculos)	Taxa de Mortalidade (por 100.000 vínculos)	Taxa de Letalidade (por 1.000 acidentes)	Acidentalidade para a faixa 16 a 34 anos (por 100 acidentes)
6421	15,51	1,52	7,91	13,99	–	–	31,37
6422	18,51	4,29	10,38	17,61	–	–	42,68
6423	4,29	0,61	2,45	3,68	–	–	28,57
6424	–	–	–	–	–	–	–
6462	3,40	–	3,40	–	–	–	100,00
6491	36,28	–	27,21	36,28	–	–	50,00
6493	8,87	–	–	8,87	–	–	–
6550	8,28	–	2,07	8,28	–	–	87,50
6613	–	–	–	–	–	–	–
6619	–	–	–	–	–	–	–
6622	–	–	–	–	–	–	–
6810	13,62	–	10,75	12,18	71,66	52,63	57,89
6821	12,98	–	6,49	12,98	–	–	66,67
6822	9,31	–	6,65	9,31	–	–	64,29
6911	0,77	–	0,77	0,77	–	–	–
6912	3,20	–	1,60	3,20	–	–	50,00
6920	3,52	–	1,01	3,27	25,16	71,43	50,00
7020	16,11	–	14,50	14,50	–	–	30,00
7111	26,37	–	13,19	19,78	–	–	25,00
7112	21,10	–	15,65	15,65	–	–	67,74
7119	7,33	–	6,28	3,14	–	–	57,14
7120	6,01	–	6,01	6,01	–	–	–
7210	10,66	–	9,33	9,33	–	–	25,00
7220	3,26	0,82	–	3,26	–	–	25,00
7311	–	–	–	–	–	–	–
7319	4,94	–	–	4,94	–	–	75,00
7420	14,85	–	14,85	14,85	–	–	66,67
7490	16,46	–	10,06	12,80	182,86	111,11	55,56
7500	8,66	–	8,66	8,66	–	–	100,00
7711	3,21	–	2,57	1,28	–	–	40,00
7719	6,84	–	3,42	10,27	–	–	100,00
7721	5,41	–	5,41	5,41	–	–	100,00
7723	–	–	–	–	–	–	–
7729	7,54	–	7,54	–	–	–	100,00
7732	12,10	–	9,08	11,09	100,85	83,33	50,00
7733	7,10	–	–	7,10	–	–	100,00
7739	18,09	–	15,68	10,86	–	–	60,00
7810	6,80	–	–	6,80	–	–	100,00
7820	5,20	–	3,58	2,69	–	–	79,31
7830	5,32	–	1,33	4,65	–	–	62,50
7911	3,71	–	2,47	3,71	–	–	–
8011	4,52	0,09	0,61	4,43	8,69	19,23	40,38
8012	13,98	0,29	7,29	11,36	–	–	52,08
8020	9,30	0,66	4,65	9,30	–	–	57,14
8111	6,29	2,10	1,05	5,24	–	–	33,33
8112	3,04	0,29	1,45	3,04	14,49	47,62	47,62
8121	4,65	0,27	1,99	3,85	6,64	14,29	38,57
8122	–	–	–	–	–	–	–
8129	10,42	–	6,13	7,35	–	–	64,71
8130	3,84	–	–	3,84	–	–	100,00
8211	7,66	2,70	3,15	6,76	–	–	41,18
8219	5,93	–	–	5,93	–	–	100,00
8220	5,95	–	2,97	2,97	148,66	250,00	75,00
8230	6,91	–	5,18	6,91	–	–	50,00
8291	5,74	1,15	–	5,74	–	–	80,00
8299	3,30	0,37	1,83	2,57	–	–	66,67
8411	0,76	0,05	0,29	0,67	0,59	7,75	24,03
8412	–	–	–	–	–	–	–
8413	–	–	–	–	–	–	–
8422	33,10	–	30,34	33,10	–	–	8,33
8423	–	–	–	–	–	–	–
8424	17,16	–	15,70	17,16	–	–	35,59
8430	4,12	–	1,03	4,12	–	–	25,00
8511	57,44	–	4,20	57,44	–	–	34,15
8512	0,66	–	0,22	0,66	–	–	–
8513	1,81	–	1,64	1,64	–	–	45,45
8520	1,00	–	0,33	0,66	–	–	66,67
8531	6,03	0,17	2,24	5,68	–	–	22,86
8532	2,42	–	1,82	2,42	–	–	50,00
8541	2,66	–	2,66	2,66	–	–	–
8592	–	–	–	–	–	–	–
8593	–	–	–	–	–	–	–
8599	3,66	0,37	1,46	3,11	–	–	70,00
8610	31,85	0,24	25,01	15,34	4,88	1,53	50,00
8630	4,03	–	2,01	2,30	28,78	71,43	28,57
8640	8,84	0,19	5,57	5,57	19,21	21,74	56,52
8650	1,12	–	0,75	1,12	–	–	100,00
8660	53,34	–	36,27	7,47	–	–	64,00
8690	5,10	0,51	2,04	4,08	–	–	30,00
8800	12,66	–	8,05	11,51	–	–	27,27
9001	8,44	–	8,44	8,44	422,09	500,00	50,00
9312	2,44	–	1,22	2,44	–	–	50,00
9313	0,56	–	0,56	0,56	–	–	–
9319	–	–	–	–	–	–	–
9321	5,38	–	5,38	5,38	–	–	–
9329	25,89	0,78	16,48	21,97	78,46	30,30	51,52
9411	5,03	–	5,03	5,03	–	–	100,00
9412	66,42	2,08	29,06	58,12	–	–	3,13
9420	4,09	–	1,64	4,09	–	–	–
9430	5,06	–	4,31	2,81	–	–	37,04
9491	2,56	–	0,96	2,56	–	–	12,50
9499	8,31	–	4,15	6,23	–	–	50,00
9511	2,96	–	1,48	2,96	–	–	–
9512	11,97	–	11,97	11,97	–	–	100,00
9521	–	–	–	–	–	–	–
9529	–	–	–	–	–	–	–
9601	3,19	–	3,19	4,79	–	–	50,00
9602	2,13	0,71	0,71	2,13	–	–	–
9603	6,72	–	4,48	6,72	–	–	33,33
9609	1,25	–	–	2,49	–	–	–
9700	2,32	–	2,32	2,32	–	–	50,00
Outros(1)	33,82	0,14	15,30	32,42	42,10	12,45	47,72

Fonte: DATAPREV, CAT, SUB, CNIS.

Notas: 1. Os dados são preliminares, estando sujeitos a correções.
2. As atividades econômicas que apresentam valores zerados para os indicadores são aquelas onde não ocorreram acidentes no período.

(1) Englobam as atividades que possuíam número médio de vínculos no ano menor que 100.

Capítulo 64 - Pará

64.2 - Indicadores de acidentes do trabalho, segundo a Classificação Nacional de Atividades Econômicas (CNAE), dos estabelecimentos localizados no estado do Pará - 2016

(continua)

CNAE	INDICADORES DE ACIDENTES DO TRABALHO						
	Incidência (por 1.000 vínculos)	Incidência de Doenças Ocupacionais (por 1.000 vínculos)	Incidência de Acidentes Típicos (por 1.000 vínculos)	Incidência de Incapacidade Temporária (por 1.000 vínculos)	Taxa de Mortalidade (por 100.000 vínculos)	Taxa de Letalidade (por 1.000 acidentes)	Acidentalidade para a faixa 16 a 34 anos (por 100 acidentes)
TOTAL	**10,72**	**0,15**	**6,82**	**8,60**	**6,76**	**6,30**	**50,68**
0111	6,18	–	4,12	6,18	–	–	16,67
0115	10,57	–	10,57	8,46	–	–	40,00
0116	–	–	–	–	–	–	–
0121	4,17	–	4,17	4,17	–	–	–
0122	–	–	–	–	–	–	–
0133	15,73	–	13,05	13,39	–	–	74,47
0135	–	–	–	–	–	–	–
0139	47,36	0,21	44,60	25,59	–	–	66,59
0151	6,42	0,05	5,34	6,61	18,75	29,20	37,23
0152	7,93	–	7,93	7,93	–	–	–
0155	11,88	–	8,72	11,36	26,41	22,22	55,56
0159	–	–	–	–	–	–	–
0161	5,36	–	3,65	5,58	–	–	64,00
0162	21,24	–	17,38	21,24	–	–	18,18
0210	15,41	–	14,79	15,41	–	–	52,00
0220	19,83	–	15,52	20,70	–	–	47,83
0230	20,40	–	17,49	17,49	–	–	52,38
0311	5,09	–	5,09	5,09	–	–	83,33
0710	11,93	0,28	9,91	2,66	18,36	15,38	60,77
0721	3,53	–	3,53	0,29	–	–	50,00
0724	15,91	–	12,37	8,84	–	–	66,67
0729	21,47	–	18,19	2,39	–	–	59,72
0810	13,18	0,73	12,44	7,32	–	–	61,11
0899	6,75	–	6,75	6,75	–	–	–
1011	45,75	0,44	37,88	34,01	22,15	4,84	71,19
1012	15,56	–	10,37	15,56	–	–	66,67
1013	8,29	–	8,29	8,29	–	–	100,00
1020	22,32	–	19,40	22,32	–	–	60,87
1031	19,86	–	14,76	19,86	227,01	114,29	57,14
1032	–	–	–	–	–	–	–
1033	4,24	–	4,24	4,24	–	–	–
1041	60,62	–	55,57	48,57	–	–	66,67
1042	25,02	–	18,44	23,71	–	–	52,63
1051	16,91	–	8,46	16,91	–	–	50,00
1052	18,01	–	7,21	18,01	–	–	60,00
1053	18,63	–	11,18	18,63	–	–	80,00
1062	91,81	–	79,96	88,85	–	–	38,71
1066	12,84	2,14	6,42	12,84	–	–	33,33
1091	2,56	–	1,92	2,56	–	–	75,00
1092	12,62	–	8,11	12,62	–	–	42,86
1094	13,09	–	10,48	13,09	–	–	40,00
1095	6,79	1,36	5,43	6,79	–	–	20,00
1099	29,18	–	22,93	28,49	–	–	57,14
1113	21,88	–	17,27	21,88	–	–	42,11
1121	5,41	–	2,70	5,41	–	–	–
1122	21,60	–	19,36	17,13	–	–	41,38
1312	65,62	–	49,63	65,62	–	–	71,79
1412	–	–	–	–	–	–	–
1413	3,79	–	3,79	3,79	–	–	50,00
1510	20,38	–	10,98	20,38	–	–	38,46
1531	8,92	–	8,92	8,92	–	–	50,00
1610	12,96	0,25	10,47	12,58	12,46	9,62	45,19
1621	16,73	–	13,26	16,41	–	–	50,94
1622	14,86	–	12,38	14,86	–	–	50,00
1629	13,19	–	6,60	13,19	–	–	25,00
1710	46,77	–	46,77	37,14	–	–	58,82
1721	62,14	–	58,69	62,14	–	–	37,04
1811	–	–	–	–	–	–	–
1812	–	–	–	–	–	–	–
1813	–	–	–	–	–	–	–
1921	153,61	–	130,33	148,95	–	–	45,45
1931	14,66	–	11,28	14,66	–	–	61,54
2013	21,05	–	16,84	8,42	–	–	80,00
2014	–	–	–	–	–	–	–
2061	2,78	–	–	2,78	–	–	100,00
2062	3,01	–	3,01	3,01	–	–	–
2063	14,67	–	7,33	11,73	–	–	50,00
2071	21,19	–	21,19	24,72	353,15	166,67	50,00
2092	27,83	–	27,83	–	–	–	50,00
2099	7,61	–	7,61	7,61	–	–	100,00
2212	14,54	–	12,46	14,54	–	–	28,57
2222	19,55	–	17,38	19,55	–	–	55,56
2229	6,26	–	2,09	8,34	208,55	333,33	66,67
2311	42,53	–	30,38	42,53	–	–	100,00
2320	15,95	–	13,96	10,97	–	–	37,50
2330	16,35	0,80	9,97	12,36	39,89	24,39	43,90
2341	–	–	–	–	–	–	–
2342	6,49	–	5,10	6,26	–	–	53,57
2391	18,42	–	18,42	18,42	–	–	66,67
2423	12,97	–	12,10	9,51	–	–	73,33
2441	25,06	0,32	23,79	3,49	–	–	59,49
2449	15,75	–	15,75	–	–	–	25,00
2511	21,59	–	18,27	19,93	–	–	38,46
2512	10,66	–	5,33	10,66	–	–	–
2539	32,42	–	8,84	32,42	–	–	54,55
2542	17,78	–	17,78	17,78	–	–	50,00
2593	20,70	–	13,80	20,70	–	–	66,67
2599	29,56	–	–	29,56	–	–	100,00
2733	9,33	–	9,33	7,46	–	–	–
2822	52,48	–	34,99	17,49	–	–	66,67

Capítulo 64 - Pará

64.2 - Indicadores de acidentes do trabalho, segundo a Classificação Nacional de Atividades Econômicas (CNAE), dos estabelecimentos localizados no estado do Pará - 2016

(continuação)

CNAE	INDICADORES DE ACIDENTES DO TRABALHO						
	Incidência (por 1.000 vínculos)	Incidência de Doenças Ocupacionais (por 1.000 vínculos)	Incidência de Acidentes Típicos (por 1.000 vínculos)	Incidência de Incapacidade Temporária (por 1.000 vínculos)	Taxa de Mortalidade (por 100.000 vínculos)	Taxa de Letalidade (por 1.000 acidentes)	Acidentalidade para a faixa 16 a 34 anos (por 100 acidentes)
2829	36,73	–	18,36	18,36	–	–	75,00
2831	29,32	–	29,32	29,32	–	–	66,67
2852	31,03	–	23,27	23,27	–	–	75,00
2854	9,26	–	9,26	–	–	–	–
2930	8,61	4,30	–	8,61	–	–	50,00
2950	5,95	–	5,95	5,95	–	–	100,00
3011	19,06	–	15,43	19,06	90,76	47,62	47,62
3101	21,41	–	20,52	20,52	–	–	45,83
3102	–	–	–	–	–	–	–
3104	13,36	–	11,45	13,36	–	–	100,00
3299	3,46	–	3,46	3,46	–	–	–
3311	5,71	–	5,71	2,85	–	–	50,00
3312	–	–	–	–	–	–	–
3313	–	–	–	–	–	–	–
3314	15,94	–	13,12	8,44	–	–	70,59
3319	9,52	–	9,52	–	–	–	100,00
3321	99,43	–	84,13	22,94	–	–	76,92
3329	–	–	–	–	–	–	–
3511	15,55	–	13,09	11,46	–	–	47,37
3512	23,39	4,68	14,04	18,71	–	–	–
3514	28,85	5,92	17,75	28,11	–	–	12,82
3600	9,84	0,47	8,43	9,37	–	–	19,05
3702	7,49	–	4,28	7,49	–	–	57,14
3811	13,00	–	9,86	11,21	–	–	55,17
3821	–	–	–	–	–	–	–
3822	36,99	–	22,19	36,99	–	–	100,00
3832	28,71	–	28,71	28,71	–	–	33,33
4110	22,85	–	19,44	22,17	–	–	32,84
4120	14,97	0,34	11,04	13,60	4,28	2,86	45,43
4211	10,93	0,17	7,81	5,73	–	–	55,56
4212	29,90	–	27,91	29,90	–	–	53,33
4213	15,30	–	13,39	15,30	–	–	75,00
4221	28,27	0,15	25,10	13,46	15,12	5,35	54,81
4222	4,24	–	4,24	4,24	–	–	100,00
4292	14,26	–	10,70	5,55	–	–	56,67
4299	8,26	–	3,75	6,75	–	–	63,64
4312	15,88	–	13,61	13,61	–	–	57,14
4313	11,53	0,19	9,03	9,99	38,43	33,33	48,33
4321	17,21	0,24	12,43	13,63	71,72	41,67	62,50
4322	5,03	0,84	0,84	5,03	–	–	66,67
4329	9,32	–	4,38	6,03	–	–	58,82
4330	10,33	–	10,33	10,33	–	–	25,00
4391	23,10	3,85	19,25	23,10	–	–	50,00
4399	9,05	0,57	6,79	9,05	–	–	43,75
4511	9,59	–	5,10	8,97	–	–	72,34
4520	7,87	0,37	5,25	7,87	–	–	57,14
4530	6,08	–	3,49	6,08	–	–	68,52
4541	7,45	–	1,24	6,96	–	–	53,33
4614	–	–	–	–	–	–	–
4617	–	–	–	–	–	–	–
4618	–	–	–	–	–	–	–
4619	18,17	–	7,79	12,98	–	–	57,14
4622	18,88	–	12,59	18,88	–	–	66,67
4623	8,03	–	4,94	6,79	123,49	153,85	53,85
4631	9,08	–	–	18,17	908,40	1.000,00	100,00
4632	5,07	–	1,69	5,07	–	–	66,67
4633	4,09	–	2,72	4,09	–	–	33,33
4634	5,45	–	4,54	5,45	–	–	33,33
4635	23,16	0,84	12,84	20,37	55,80	24,10	68,67
4636	–	–	–	–	–	–	–
4637	11,39	–	8,04	11,39	–	–	17,65
4639	8,22	0,25	4,30	8,22	–	–	64,18
4641	6,61	–	2,64	6,61	–	–	80,00
4642	3,24	1,62	–	3,24	–	–	50,00
4643	–	–	–	–	–	–	–
4644	10,40	–	5,70	10,74	33,55	32,26	51,61
4645	3,30	–	1,65	3,30	–	–	50,00
4646	12,11	–	4,27	11,40	–	–	76,47
4647	–	–	–	–	–	–	–
4649	6,32	–	4,51	6,32	–	–	57,14
4652	8,96	–	–	8,96	–	–	100,00
4661	6,84	–	3,42	5,70	–	–	66,67
4662	21,72	–	14,48	9,31	–	–	52,38
4663	10,96	–	10,96	10,96	–	–	66,67
4669	7,74	–	3,87	7,74	–	–	50,00
4671	2,05	–	2,05	2,05	–	–	100,00
4672	10,88	–	10,88	7,26	–	–	33,33
4673	–	–	–	–	–	–	–
4674	7,91	–	3,95	7,91	–	–	100,00
4679	9,84	–	6,32	9,13	–	–	50,00
4681	–	–	–	–	–	–	–
4682	26,39	–	26,39	21,99	–	–	50,00
4683	4,68	–	2,34	4,68	–	–	50,00
4684	–	–	–	–	–	–	–
4686	–	–	–	–	–	–	–
4687	11,64	–	9,31	11,64	–	–	100,00
4689	7,36	–	–	7,36	–	–	50,00
4691	3,04	–	2,03	3,04	50,66	166,67	33,33
4692	–	–	–	–	–	–	–
4693	3,27	–	1,63	3,27	–	–	50,00
4711	12,44	0,16	9,04	12,19	3,21	2,58	62,63

Capítulo 64 - Pará

64.2 - Indicadores de acidentes do trabalho, segundo a Classificação Nacional de Atividades Econômicas (CNAE), dos estabelecimentos localizados no estado do Pará - 2016

(continuação)

CNAE	INDICADORES DE ACIDENTES DO TRABALHO						
	Incidência (por 1.000 vínculos)	Incidência de Doenças Ocupacionais (por 1.000 vínculos)	Incidência de Acidentes Típicos (por 1.000 vínculos)	Incidência de Incapacidade Temporária (por 1.000 vínculos)	Taxa de Mortalidade (por 100.000 vínculos)	Taxa de Letalidade (por 1.000 acidentes)	Acidentalidade para a faixa 16 a 34 anos (por 100 acidentes)
4712	2,67	0,11	1,60	2,67	–	–	64,00
4713	5,36	–	3,79	5,05	–	–	82,35
4721	4,35	–	2,54	4,35	–	–	50,00
4722	14,41	–	11,14	14,41	–	–	68,18
4723	3,10	–	2,06	3,10	–	–	66,67
4724	–	–	–	–	–	–	–
4729	3,19	–	1,45	3,19	–	–	63,64
4731	2,25	–	1,13	2,25	–	–	60,00
4732	5,85	–	5,85	5,85	–	–	100,00
4741	4,50	–	2,25	4,50	224,76	500,00	100,00
4742	2,37	–	1,19	2,37	–	–	100,00
4743	7,15	1,43	2,86	7,15	–	–	60,00
4744	4,41	0,07	2,67	4,62	14,44	32,79	44,26
4751	3,81	–	3,34	3,81	–	–	62,50
4752	–	–	–	–	–	–	–
4753	2,81	0,31	1,25	2,81	–	–	66,67
4754	7,52	–	4,98	7,34	–	–	51,81
4755	1,20	–	1,20	1,20	–	–	80,00
4756	–	–	–	–	–	–	–
4757	–	–	–	–	–	–	–
4759	–	–	–	–	–	–	–
4761	1,06	–	0,53	1,06	–	–	100,00
4763	3,48	–	0,58	3,48	–	–	66,67
4771	3,97	0,08	1,08	3,97	8,28	20,83	68,75
4772	2,36	–	1,18	2,36	–	–	75,00
4773	–	–	–	–	–	–	–
4774	0,57	–	–	0,57	–	–	100,00
4781	2,29	0,07	0,94	1,89	–	–	79,41
4782	0,95	–	0,32	0,95	–	–	100,00
4783	2,37	–	2,37	–	–	–	–
4784	7,12	0,55	5,48	7,12	–	–	92,31
4789	3,17	0,40	0,99	2,97	–	–	50,00
4921	4,61	0,38	1,73	4,42	–	–	37,50
4922	6,85	–	2,74	6,85	–	–	30,00
4923	–	–	–	–	–	–	–
4924	–	–	–	–	–	–	–
4929	5,51	–	2,76	4,59	–	–	16,67
4930	13,72	0,69	9,10	11,64	38,55	28,09	43,82
5021	15,74	–	13,12	14,87	43,73	27,78	33,33
5022	7,54	–	6,46	7,54	–	–	42,86
5030	14,93	–	8,96	11,94	–	–	40,00
5091	4,54	–	3,02	4,54	–	–	66,67
5111	13,22	–	5,67	13,22	–	–	57,14
5112	–	–	–	–	–	–	–
5211	14,74	–	7,37	14,74	–	–	16,67
5212	8,40	–	3,36	8,40	–	–	40,00
5222	–	–	–	–	–	–	–
5223	8,76	–	5,84	5,84	–	–	66,67
5229	10,71	–	3,57	10,71	–	–	100,00
5231	37,93	–	27,33	18,40	55,77	14,71	66,18
5239	11,04	–	11,04	11,04	–	–	100,00
5240	5,38	–	4,03	4,03	–	–	33,33
5250	21,96	–	2,00	21,96	–	–	77,27
5310	82,95	1,62	72,43	72,03	–	–	25,37
5320	5,62	2,81	2,81	5,62	–	–	100,00
5510	4,44	–	2,91	3,98	15,29	34,48	34,48
5590	–	–	–	–	–	–	–
5611	3,21	0,14	1,98	3,15	–	–	72,34
5612	–	–	–	–	–	–	–
5620	8,79	0,46	4,63	5,78	–	–	34,21
5812	10,94	–	2,74	10,94	–	–	75,00
5822	11,32	–	8,49	11,32	–	–	25,00
5914	–	–	–	–	–	–	–
6010	6,87	–	3,43	6,87	–	–	33,33
6021	6,44	–	3,68	6,44	–	–	28,57
6110	4,92	–	3,69	4,92	–	–	75,00
6120	–	–	–	–	–	–	–
6130	–	–	–	–	–	–	–
6141	–	–	–	–	–	–	–
6190	6,50	–	2,44	6,50	–	–	62,50
6201	–	–	–	–	–	–	–
6204	7,70	–	–	7,70	–	–	100,00
6209	13,06	2,90	4,35	13,06	–	–	–
6311	15,62	–	6,94	13,88	–	–	88,89
6319	7,80	–	7,80	7,80	–	–	–
6421	10,56	0,91	7,54	9,66	–	–	42,86
6422	13,89	3,58	7,62	13,67	–	–	38,71
6423	5,63	0,63	5,01	3,75	–	–	22,22
6424	–	–	–	–	–	–	–
6462	5,48	–	5,48	2,74	–	–	50,00
6491	9,49	–	9,49	9,49	–	–	–
6550	8,01	–	5,34	8,01	–	–	44,44
6613	6,75	–	6,75	6,75	–	–	–
6619	6,53	–	6,53	6,53	–	–	100,00
6622	2,38	–	–	2,38	–	–	100,00
6810	21,31	–	19,46	19,46	–	–	52,17
6821	–	–	–	–	–	–	–
6822	11,37	–	5,69	10,66	71,08	62,50	31,25
6911	0,81	–	0,81	0,81	–	–	–
6912	–	–	–	–	–	–	–
6920	2,86	–	0,26	2,60	–	–	81,82

Capítulo 64 - Pará

64.2 - Indicadores de acidentes do trabalho, segundo a Classificação Nacional de Atividades Econômicas (CNAE), dos estabelecimentos localizados no estado do Pará - 2016

(conclusão)

CNAE	INDICADORES DE ACIDENTES DO TRABALHO						
	Incidência (por 1.000 vínculos)	Incidência de Doenças Ocupacionais (por 1.000 vínculos)	Incidência de Acidentes Típicos (por 1.000 vínculos)	Incidência de Incapacidade Temporária (por 1.000 vínculos)	Taxa de Mortalidade (por 100.000 vínculos)	Taxa de Letalidade (por 1.000 acidentes)	Acidentalidade para a faixa 16 a 34 anos (por 100 acidentes)
7020	11,91	–	3,40	8,51	–	–	42,86
7111	41,32	–	29,51	29,51	–	–	42,86
7112	21,04	0,33	15,36	17,36	66,78	31,75	42,86
7119	8,49	–	8,49	3,64	–	–	71,43
7120	4,31	–	–	4,31	–	–	–
7210	13,74	–	12,37	9,62	137,44	100,00	–
7220	6,63	–	4,74	1,89	–	–	–
7311	–	–	–	–	–	–	–
7319	2,78	–	1,39	2,78	–	–	50,00
7420	4,97	–	–	4,97	–	–	100,00
7490	9,26	–	6,17	7,20	–	–	66,67
7500	–	–	–	–	–	–	–
7711	6,92	–	4,40	5,66	–	–	36,36
7719	–	–	–	–	–	–	–
7721	5,63	–	–	5,63	–	–	100,00
7723	–	–	–	–	–	–	–
7729	4,87	–	4,87	4,87	–	–	100,00
7732	10,90	–	7,26	9,69	–	–	66,67
7733	7,91	–	7,91	7,91	–	–	–
7739	17,01	–	7,85	11,78	–	–	76,92
7810	–	–	–	–	–	–	–
7820	5,14	0,50	1,99	4,14	–	–	51,61
7830	10,00	–	7,70	6,16	–	–	30,77
7911	–	–	–	–	–	–	–
8011	4,61	–	0,75	4,71	9,42	20,41	38,78
8012	15,03	0,29	6,78	11,79	29,47	19,61	37,25
8020	7,46	–	3,73	7,46	–	–	75,00
8111	3,44	–	0,86	3,44	–	–	50,00
8112	3,29	0,14	2,15	3,29	–	–	30,43
8121	3,57	0,06	1,17	2,98	–	–	40,00
8122	7,68	–	7,68	7,68	–	–	50,00
8129	12,11	–	9,23	4,62	–	–	66,67
8130	4,12	–	4,12	–	–	–	100,00
8211	9,06	2,16	4,31	8,19	–	–	61,90
8219	–	–	–	–	–	–	–
8220	13,76	–	9,83	13,76	–	–	57,14
8230	3,81	–	3,81	3,81	–	–	100,00
8291	3,74	–	–	3,74	–	–	100,00
8299	3,79	0,38	0,76	3,03	–	–	70,00
8411	0,42	0,01	0,16	0,40	0,54	12,99	23,38
8412	0,94	–	0,94	0,94	–	–	–
8413	–	–	–	–	–	–	–
8422	40,36	–	40,36	22,42	–	–	33,33
8423	–	–	–	–	–	–	–
8424	11,35	0,28	9,08	11,35	–	–	32,50
8430	4,17	–	1,04	4,17	–	–	–
8511	22,46	–	5,61	22,46	–	–	18,75
8512	1,13	0,23	0,45	1,13	–	–	20,00
8513	2,41	–	1,61	2,25	–	–	40,00
8520	2,88	0,32	0,96	1,92	–	–	33,33
8531	7,55	–	2,23	6,86	–	–	34,09
8532	3,33	–	2,77	2,77	–	–	33,33
8541	0,97	–	0,97	0,97	–	–	–
8550	5,80	–	5,80	5,80	–	–	–
8592	5,18	–	–	5,18	–	–	100,00
8593	–	–	–	–	–	–	–
8599	2,41	–	1,90	1,72	–	–	42,86
8610	32,58	0,09	24,95	13,72	–	–	53,74
8630	2,29	–	0,76	2,03	–	–	55,56
8640	10,30	–	6,61	7,00	–	–	52,83
8650	1,11	–	0,37	0,74	–	–	66,67
8660	62,50	–	43,06	13,89	–	–	51,11
8690	10,13	–	7,49	7,93	–	–	26,09
8711	6,12	–	6,12	–	–	–	–
8800	12,56	–	9,13	10,85	–	–	31,82
9001	8,82	–	8,82	8,82	–	–	100,00
9312	5,47	–	3,28	5,47	–	–	20,00
9313	–	–	–	–	–	–	–
9319	8,71	–	8,71	8,71	–	–	33,33
9321	–	–	–	–	–	–	–
9329	24,47	–	17,59	22,18	–	–	40,63
9411	23,40	–	15,60	23,40	–	–	33,33
9412	26,82	–	12,38	24,76	–	–	–
9420	1,68	0,84	0,84	1,68	–	–	–
9430	5,48	0,20	4,70	2,55	–	–	42,86
9491	3,14	–	1,88	3,14	–	–	40,00
9492	–	–	–	–	–	–	–
9499	9,70	–	1,94	7,76	–	–	60,00
9511	2,75	–	1,37	2,75	–	–	100,00
9512	15,89	–	15,89	15,89	–	–	33,33
9521	7,41	–	3,70	7,41	–	–	50,00
9529	4,08	–	–	4,08	–	–	100,00
9601	5,99	–	2,00	5,99	–	–	33,33
9602	0,70	–	–	0,70	–	–	100,00
9603	2,88	–	1,44	2,88	–	–	100,00
9609	2,97	–	–	2,97	–	–	50,00
9700	28,12	–	18,75	28,12	–	–	33,33
Outros (1)	33,58	0,45	19,02	32,99	74,29	22,12	45,13

Fonte: DATAPREV, CAT, SUB, CNIS.

Notas: 1. Os dados são preliminares, estando sujeitos a correções.
2. As atividades econômicas que apresentam valores zerados para os indicadores são aquelas onde não ocorreram acidentes no período.

(1) Englobam as atividades que possuíam número médio de vínculos no ano menor que 100.

Capítulo 65 - Amapá

65.1 - Indicadores de acidentes do trabalho, segundo a Classificação Nacional de Atividades Econômicas (CNAE), dos estabelecimentos localizados no estado do Amapá - 2015

(continua)

CNAE	INDICADORES DE ACIDENTES DO TRABALHO						
	Incidência (por 1.000 vínculos)	Incidência de Doenças Ocupacionais (por 1.000 vínculos)	Incidência de Acidentes Típicos (por 1.000 vínculos)	Incidência de Incapacidade Temporária (por 1.000 vínculos)	Taxa de Mortalidade (por 100.000 vínculos)	Taxa de Letalidade (por 1.000 acidentes)	Acidentalidade para a faixa 16 a 34 anos (por 100 acidentes)
TOTAL	**8,23**	**0,09**	**4,30**	**7,10**	**9,41**	**11,44**	**52,78**
0151	–	–	–	–	–	–	–
0210	25,99	2,17	19,49	4,33	–	–	50,00
0724	14,79	–	10,36	8,88	–	–	30,00
0810	9,22	–	9,22	9,22	921,66	1.000,00	–
1053	14,81	–	9,87	14,81	–	–	33,33
1091	3,44	–	3,44	3,44	–	–	50,00
1610	32,78	–	28,68	24,58	–	–	62,50
1813	6,01	–	6,01	6,01	–	–	100,00
2342	24,85	–	24,85	20,71	–	–	66,67
3011	–	–	–	–	–	–	–
3511	13,53	–	8,12	8,12	–	–	40,00
3600	12,83	–	8,55	12,83	–	–	–
4110	9,10	–	9,10	9,10	–	–	–
4120	9,86	0,43	7,29	9,43	85,77	86,96	30,43
4221	31,65	–	13,56	31,65	–	–	42,86
4313	27,14	–	22,62	27,14	–	–	16,67
4399	5,27	–	5,27	5,27	–	–	100,00
4511	3,32	–	–	3,32	–	–	50,00
4520	–	–	–	–	–	–	–
4530	3,10	–	1,55	3,10	–	–	50,00
4541	3,04	–	–	3,04	–	–	100,00
4631	–	–	–	–	–	–	–
4632	5,71	–	5,71	5,71	–	–	–
4633	–	–	–	–	–	–	–
4634	12,45	–	4,15	16,60	–	–	100,00
4635	22,75	–	12,25	22,75	–	–	84,62
4637	–	–	–	–	–	–	–
4639	–	–	–	–	–	–	–
4646	–	–	–	–	–	–	–
4649	–	–	–	–	–	–	–
4679	20,92	–	20,92	20,92	–	–	–
4691	11,36	–	6,49	11,36	–	–	85,71
4693	11,58	–	4,34	11,58	–	–	62,50
4711	8,98	–	5,39	8,98	29,93	33,33	73,33
4712	2,37	0,59	1,18	2,37	–	–	75,00
4713	–	–	–	–	–	–	–
4721	2,32	–	2,32	2,32	–	–	–
4722	–	–	–	–	–	–	–
4723	–	–	–	–	–	–	–
4729	–	–	–	–	–	–	–
4731	6,35	–	–	6,35	–	–	80,00
4732	–	–	–	–	–	–	–
4744	7,27	–	2,99	7,27	–	–	64,71
4751	–	–	–	–	–	–	–
4752	14,12	–	4,71	14,12	–	–	33,33
4753	7,78	–	3,24	7,78	–	–	75,00
4754	15,88	–	8,47	15,88	–	–	93,33
4755	–	–	–	–	–	–	–
4757	–	–	–	–	–	–	–
4761	–	–	–	–	–	–	–
4763	–	–	–	–	–	–	–
4771	1,95	–	0,97	1,95	–	–	50,00
4772	2,96	–	–	2,96	–	–	100,00
4774	–	–	–	–	–	–	–
4781	0,46	–	0,46	0,46	–	–	100,00
4782	–	–	–	–	–	–	–
4784	4,36	–	–	4,36	–	–	100,00
4789	2,20	–	–	2,20	–	–	100,00
4921	14,46	–	7,23	14,46	–	–	66,67

Capítulo 65 - Amapá

65.1 - Indicadores de acidentes do trabalho, segundo a Classificação Nacional de Atividades Econômicas (CNAE), dos estabelecimentos localizados no estado do Amapá - 2015

(conclusão)

CNAE	INDICADORES DE ACIDENTES DO TRABALHO						
	Incidência (por 1.000 vínculos)	Incidência de Doenças Ocupacionais (por 1.000 vínculos)	Incidência de Acidentes Típicos (por 1.000 vínculos)	Incidência de Incapacidade Temporária (por 1.000 vínculos)	Taxa de Mortalidade (por 100.000 vínculos)	Taxa de Letalidade (por 1.000 acidentes)	Acidentalidade para a faixa 16 a 34 anos (por 100 acidentes)
4922	–	–	–	–	–	–	–
4929	20,65	–	20,65	20,65	–	–	–
4930	14,93	–	10,34	11,49	–	–	23,08
5021	3,98	–	3,98	3,98	–	–	–
5111	17,65	–	8,82	17,65	–	–	50,00
5240	–	–	–	–	–	–	–
5310	–	–	–	–	–	–	–
5510	1,31	–	1,31	1,31	–	–	100,00
5611	3,47	–	2,31	2,89	57,78	166,67	66,67
5620	8,99	–	8,99	8,99	–	–	–
6021	–	–	–	–	–	–	–
6190	19,32	–	19,32	19,32	–	–	83,33
6421	6,41	–	–	6,41	–	–	100,00
6422	2,58	2,58	–	2,58	–	–	–
6423	–	–	–	–	–	–	–
6550	46,48	–	34,86	18,59	–	–	45,00
6911	–	–	–	–	–	–	–
6920	–	–	–	–	–	–	–
7112	7,77	–	7,77	7,77	777,20	1.000,00	100,00
7119	16,71	–	14,85	14,85	–	–	44,44
7711	13,30	–	6,65	6,65	–	–	50,00
7732	14,70	–	14,70	7,35	–	–	50,00
7733	–	–	–	–	–	–	–
7810	7,32	–	7,32	7,32	–	–	–
7820	–	–	–	–	–	–	–
7911	–	–	–	–	–	–	–
8011	8,06	–	0,50	8,06	–	–	56,25
8012	18,65	–	10,66	18,65	–	–	42,86
8112	–	–	–	–	–	–	–
8121	4,89	–	2,44	2,44	–	–	50,00
8122	–	–	–	–	–	–	–
8291	–	–	–	–	–	–	–
8299	3,08	–	3,08	3,08	–	–	–
8411	1,13	–	0,92	0,78	–	–	25,00
8423	–	–	–	–	–	–	–
8430	–	–	–	–	–	–	–
8512	–	–	–	–	–	–	–
8513	–	–	–	–	–	–	–
8520	12,89	–	12,89	12,89	–	–	50,00
8531	–	–	–	–	–	–	–
8532	–	–	–	–	–	–	–
8593	–	–	–	–	–	–	–
8599	2,32	–	1,16	2,32	–	–	50,00
8610	65,01	1,00	56,01	34,01	–	–	55,38
8630	–	–	–	–	–	–	–
8640	3,09	–	3,09	–	–	–	–
8650	–	–	–	–	–	–	–
8690	–	–	–	–	–	–	–
8800	14,06	2,34	7,03	14,06	–	–	50,00
9313	6,47	–	–	6,47	–	–	–
9420	–	–	–	–	–	–	–
9430	2,73	–	–	2,73	–	–	100,00
9491	–	–	–	–	–	–	–
9499	–	–	–	–	–	–	–
9601	6,41	–	–	6,41	–	–	100,00
9602	–	–	–	–	–	–	–
Outros(1)	9,56	0,16	5,67	8,75	16,21	16,95	55,93

Fonte: DATAPREV, CAT, SUB, CNIS.

Notas: 1. Os dados são preliminares, estando sujeitos a correções.
2. As atividades econômicas que apresentam valores zerados para os indicadores são aquelas onde não ocorreram acidentes no período.

(1) Englobam as atividades que possuíam número médio de vínculos no ano menor que 100.

Capítulo 65 - Amapá

65.2 - Indicadores de acidentes do trabalho, segundo a Classificação Nacional de Atividades Econômicas (CNAE), dos estabelecimentos localizados no estado do Amapá - 2016

(continua)

CNAE	INDICADORES DE ACIDENTES DO TRABALHO						
	Incidência (por 1.000 vínculos)	Incidência de Doenças Ocupacionais (por 1.000 vínculos)	Incidência de Acidentes Típicos (por 1.000 vínculos)	Incidência de Incapacidade Temporária (por 1.000 vínculos)	Taxa de Mortalidade (por 100.000 vínculos)	Taxa de Letalidade (por 1.000 acidentes)	Acidentalidade para a faixa 16 a 34 anos (por 100 acidentes)
TOTAL	**9,46**	**0,10**	**4,09**	**8,28**	**5,70**	**6,02**	**45,78**
0151	–	–	–	–	–	–	–
0210	50,84	1,96	29,33	19,55	–	–	23,08
0724	16,22	–	11,80	13,27	–	–	54,55
1053	12,23	–	6,11	12,23	–	–	50,00
1091	1,92	–	–	1,92	–	–	100,00
1610	17,66	–	17,66	14,13	–	–	20,00
1813	–	–	–	–	–	–	–
2342	20,32	–	16,93	20,32	–	–	50,00
3011	21,94	–	7,31	21,94	–	–	33,33
3511	3,67	–	3,67	3,67	–	–	–
3600	–	–	–	–	–	–	–
4120	14,84	0,59	10,09	14,84	–	–	48,00
4213	–	–	–	–	–	–	–
4221	12,09	–	12,09	12,09	–	–	50,00
4313	51,40	–	39,54	47,45	–	–	30,77
4399	6,49	–	2,16	6,49	–	–	33,33
4511	2,02	–	2,02	2,02	–	–	100,00
4520	–	–	–	–	–	–	–
4530	–	–	–	–	–	–	–
4541	11,21	–	–	11,21	–	–	100,00
4619	–	–	–	–	–	–	–
4631	7,33	–	7,33	7,33	–	–	100,00
4632	6,69	–	–	6,69	–	–	–
4633	–	–	–	–	–	–	–
4634	–	–	–	–	–	–	–
4635	22,18	–	14,79	22,18	–	–	58,33
4637	5,90	–	5,90	5,90	–	–	100,00
4639	–	–	–	–	–	–	–
4644	–	–	–	–	–	–	–
4646	–	–	–	–	–	–	–
4679	4,61	–	–	4,61	–	–	–
4691	13,01	–	2,60	13,01	130,10	100,00	60,00
4693	16,53	–	4,13	16,53	–	–	91,67
4711	7,57	–	4,82	7,23	–	–	50,00
4712	1,83	0,61	0,61	1,83	–	–	33,33
4713	2,31	–	2,31	2,31	–	–	–
4721	6,91	–	–	6,91	–	–	33,33
4722	12,61	–	6,30	12,61	–	–	50,00
4723	–	–	–	–	–	–	–
4724	8,21	–	8,21	8,21	–	–	100,00
4729	2,51	–	2,51	2,51	–	–	–
4731	2,54	–	1,27	2,54	–	–	100,00
4732	7,67	–	7,67	7,67	–	–	–
4744	6,24	–	3,36	6,24	–	–	69,23
4751	3,76	–	–	3,76	–	–	100,00
4752	8,48	–	4,24	8,48	–	–	–
4753	7,31	–	3,25	7,31	–	–	66,67
4754	18,10	–	15,68	18,10	–	–	66,67
4755	2,39	–	–	2,39	–	–	–
4761	–	–	–	–	–	–	–
4763	–	–	–	–	–	–	–
4771	4,11	–	3,08	4,11	–	–	75,00
4772	3,01	–	–	3,01	–	–	100,00
4774	–	–	–	–	–	–	–
4781	2,05	0,51	0,51	2,05	–	–	50,00
4782	–	–	–	–	–	–	–
4784	4,19	–	–	4,19	–	–	100,00
4789	1,20	–	1,20	1,20	–	–	–
4921	11,04	–	6,31	11,04	–	–	42,86

Capítulo 65 - Amapá

65.2 - Indicadores de acidentes do trabalho, segundo a Classificação Nacional de Atividades Econômicas (CNAE), dos estabelecimentos localizados no estado do Amapá - 2016

(conclusão)

CNAE	INDICADORES DE ACIDENTES DO TRABALHO						
	Incidência (por 1.000 vínculos)	Incidência de Doenças Ocupacionais (por 1.000 vínculos)	Incidência de Acidentes Típicos (por 1.000 vínculos)	Incidência de Incapacidade Temporária (por 1.000 vínculos)	Taxa de Mortalidade (por 100.000 vínculos)	Taxa de Letalidade (por 1.000 acidentes)	Acidentalidade para a faixa 16 a 34 anos (por 100 acidentes)
4922	–	–	–	–	–	–	–
4929	16,06	–	8,03	16,06	–	–	–
4930	11,68	–	9,08	9,08	–	–	22,22
5021	–	–	–	–	–	–	–
5111	–	–	–	–	–	–	–
5240	15,81	–	7,91	15,81	–	–	50,00
5310	–	–	–	–	–	–	–
5510	2,91	–	2,91	2,91	–	–	100,00
5611	4,23	–	3,53	2,82	–	–	66,67
5620	5,40	–	2,70	5,40	–	–	–
6021	5,17	–	5,17	5,17	–	–	–
6190	27,55	2,50	2,50	25,04	–	–	72,73
6421	–	–	–	–	–	–	–
6422	2,81	2,81	–	2,81	–	–	100,00
6423	–	–	–	–	–	–	–
6550	39,89	–	24,93	4,99	–	–	62,50
6911	–	–	–	–	–	–	–
6920	2,55	–	–	2,55	–	–	100,00
7119	–	–	–	–	–	–	–
7711	16,09	–	10,72	10,72	–	–	66,67
7733	–	–	–	–	–	–	–
7739	18,25	–	18,25	18,25	–	–	50,00
7810	6,81	–	6,81	6,81	–	–	100,00
7820	–	–	–	–	–	–	–
7911	5,48	–	5,48	5,48	–	–	–
8011	13,00	–	2,00	13,00	100,03	76,92	46,15
8012	29,73	–	2,97	29,73	297,25	100,00	50,00
8112	5,14	–	5,14	5,14	–	–	–
8121	6,18	1,03	3,09	6,18	–	–	16,67
8122	6,83	–	6,83	6,83	–	–	100,00
8299	8,07	–	5,38	8,07	–	–	33,33
8411	1,09	–	0,48	0,95	–	–	25,00
8423	–	–	–	–	–	–	–
8430	–	–	–	–	–	–	–
8512	1,96	–	1,96	1,96	–	–	–
8513	–	–	–	–	–	–	–
8520	6,35	–	6,35	6,35	–	–	–
8531	2,83	–	1,89	2,83	–	–	66,67
8532	8,60	–	4,30	8,60	–	–	50,00
8593	–	–	–	–	–	–	–
8599	1,13	–	1,13	1,13	–	–	–
8610	86,94	–	62,24	59,27	–	–	46,59
8630	–	–	–	–	–	–	–
8640	5,73	–	2,87	5,73	–	–	50,00
8650	–	–	–	–	–	–	–
8690	–	–	–	–	–	–	–
8800	18,33	–	2,62	18,33	–	–	42,86
9313	5,78	–	5,78	5,78	–	–	–
9420	–	–	–	–	–	–	–
9430	8,74	–	8,74	5,82	–	–	33,33
9491	–	–	–	–	–	–	–
9601	7,01	–	7,01	7,01	–	–	100,00
9602	–	–	–	–	–	–	–
Outros (1)	8,02	–	3,66	6,62	17,43	21,74	43,48

Fonte: DATAPREV, CAT, SUB, CNIS.

Notas: 1. Os dados são preliminares, estando sujeitos a correções.
2. As atividades econômicas que apresentam valores zerados para os indicadores são aquelas onde não ocorreram acidentes no período.

(1) Englobam as atividades que possuíam número médio de vínculos no ano menor que 100

Capítulo 66 - Tocantins

66.1 - Indicadores de acidentes do trabalho, segundo a Classificação Nacional de Atividades Econômicas (CNAE), dos estabelecimentos localizados no estado de Tocantins - 2015

(continua)

CNAE	INDICADORES DE ACIDENTES DO TRABALHO						
	Incidência (por 1.000 vínculos)	Incidência de Doenças Ocupacionais (por 1.000 vínculos)	Incidência de Acidentes Típicos (por 1.000 vínculos)	Incidência de Incapacidade Temporária (por 1.000 vínculos)	Taxa de Mortalidade (por 100.000 vínculos)	Taxa de Letalidade (por 1.000 acidentes)	Acidentalidade para a faixa 16 a 34 anos (por 100 acidentes)
TOTAL	**6,33**	**0,11**	**3,96**	**5,69**	**9,00**	**14,20**	**56,25**
0111	4,60	–	2,30	4,60	–	–	50,00
0115	6,88	–	5,40	6,88	–	–	71,43
0116	–	–	–	–	–	–	–
0121	9,55	–	–	9,55	–	–	100,00
0133	10,17	–	10,17	10,17	–	–	50,00
0141	88,58	3,85	69,32	88,58	–	–	52,17
0151	3,34	0,09	2,98	3,25	9,03	27,03	29,73
0155	12,94	1,44	11,50	12,94	–	–	66,67
0161	8,33	–	6,25	8,33	–	–	50,00
0162	4,92	–	4,92	4,92	–	–	–
0210	5,01	–	5,01	5,01	–	–	75,00
0220	9,05	–	9,05	9,05	–	–	–
0230	–	–	–	–	–	–	–
0322	–	–	–	–	–	–	–
0810	14,55	–	11,90	14,55	132,28	90,91	63,64
0891	–	–	–	–	–	–	–
1011	22,03	0,25	18,74	20,51	25,32	11,49	60,92
1012	15,61	–	13,94	14,49	–	–	78,57
1013	8,27	–	6,20	8,27	–	–	50,00
1020	–	–	–	–	–	–	–
1041	5,73	–	5,73	5,73	–	–	–
1052	8,04	–	8,04	8,04	–	–	100,00
1053	9,14	–	9,14	9,14	–	–	100,00
1061	26,47	–	26,47	25,08	–	–	63,16
1066	19,00	–	13,57	19,00	–	–	71,43
1091	12,08	–	8,05	12,08	–	–	66,67
1099	5,42	–	5,42	5,42	–	–	–
1411	–	–	–	–	–	–	–
1412	–	–	–	–	–	–	–
1510	5,30	–	5,30	5,30	–	–	33,33
1813	14,91	–	4,97	14,91	–	–	66,67
1931	15,17	–	14,22	1,90	–	–	81,25
1932	82,32	–	82,32	77,74	–	–	83,33
2013	3,38	–	3,38	3,38	–	–	–
2071	72,34	–	72,34	72,34	–	–	55,56
2212	22,43	–	22,43	16,82	–	–	75,00
2311	12,68	–	12,68	12,68	–	–	100,00
2320	13,65	–	9,10	–	–	–	66,67
2330	8,37	–	6,51	8,37	–	–	77,78
2341	10,03	–	5,01	10,03	–	–	50,00
2342	7,10	–	4,26	7,10	–	–	30,00
2391	6,61	–	6,61	6,61	–	–	100,00
2511	10,65	–	10,65	5,32	–	–	50,00
2512	–	–	–	–	–	–	–
2930	–	–	–	–	–	–	–
2950	–	–	–	–	–	–	–
3101	6,23	–	3,11	3,11	–	–	100,00
3250	4,66	–	–	4,66	–	–	100,00
3314	26,40	–	26,40	26,40	–	–	75,00
3511	4,53	–	–	4,53	453,00	1.000,00	–
3512	13,63	–	6,81	6,81	681,43	500,00	50,00
3514	57,32	–	44,47	33,60	–	–	68,97
3600	11,93	–	9,55	11,93	79,54	66,67	26,67
3811	31,96	–	21,30	31,96	–	–	83,33
3839	11,65	–	1,94	11,65	–	–	33,33
4110	10,34	–	6,64	9,60	–	–	57,14
4120	7,93	0,26	5,63	7,80	–	–	33,87
4211	12,19	–	10,45	8,70	–	–	42,86
4221	28,75	0,56	24,81	26,50	56,38	19,61	68,63
4222	7,34	–	4,89	4,89	–	–	66,67

Capítulo 66 - Tocantins

66.1 - Indicadores de acidentes do trabalho, segundo a Classificação Nacional de Atividades Econômicas (CNAE), dos estabelecimentos localizados no estado de Tocantins - 2015

(continuação)

CNAE	INDICADORES DE ACIDENTES DO TRABALHO						
	Incidência (por 1.000 vínculos)	Incidência de Doenças Ocupacionais (por 1.000 vínculos)	Incidência de Acidentes Típicos (por 1.000 vínculos)	Incidência de Incapacidade Temporária (por 1.000 vínculos)	Taxa de Mortalidade (por 100.000 vínculos)	Taxa de Letalidade (por 1.000 acidentes)	Acidentalidade para a faixa 16 a 34 anos (por 100 acidentes)
4311	–	–	–	–	–	–	–
4313	7,45	–	7,45	9,32	186,36	250,00	25,00
4321	37,53	–	37,53	37,53	–	–	85,71
4322	12,68	–	6,34	12,68	–	–	50,00
4330	5,05	–	–	5,05	–	–	–
4399	3,41	–	3,41	3,41	–	–	–
4511	3,53	–	2,35	3,53	–	–	83,33
4520	3,71	–	2,78	3,71	92,74	250,00	75,00
4530	3,64	–	2,65	3,64	–	–	63,64
4541	3,33	–	–	3,33	–	–	75,00
4622	4,96	–	4,96	4,96	–	–	100,00
4623	–	–	–	–	–	–	–
4632	–	–	–	–	–	–	–
4633	–	–	–	–	–	–	–
4634	19,53	–	–	19,53	–	–	100,00
4635	13,67	–	5,47	13,67	–	–	66,67
4637	2,51	–	2,51	2,51	–	–	100,00
4639	5,49	–	1,37	5,49	–	–	100,00
4641	–	–	–	–	–	–	–
4644	8,72	–	–	8,72	–	–	66,67
4645	–	–	–	–	–	–	–
4646	–	–	–	–	–	–	–
4649	8,99	–	4,50	8,99	–	–	100,00
4661	–	–	–	–	–	–	–
4672	7,26	–	2,42	7,26	–	–	100,00
4679	5,71	–	3,81	3,81	–	–	66,67
4681	5,29	–	5,29	5,29	–	–	100,00
4683	2,71	–	2,71	2,71	–	–	100,00
4689	–	–	–	–	–	–	–
4691	10,82	–	10,82	10,82	–	–	100,00
4711	2,99	0,14	1,63	3,12	–	–	68,18
4712	2,40	0,48	0,96	2,40	–	–	80,00
4713	1,26	–	1,26	1,89	63,15	500,00	100,00
4721	2,19	–	–	2,19	–	–	–
4722	–	–	–	–	–	–	–
4723	6,91	–	3,45	6,91	–	–	50,00
4729	4,86	–	3,24	4,86	–	–	100,00
4731	3,01	–	1,39	2,78	–	–	53,85
4741	4,34	–	–	4,34	–	–	100,00
4742	30,97	–	15,48	23,23	–	–	50,00
4743	8,63	–	4,32	8,63	–	–	100,00
4744	1,91	0,32	0,96	1,59	–	–	66,67
4751	7,01	–	–	7,01	–	–	100,00
4752	–	–	–	–	–	–	–
4753	2,23	–	1,11	2,23	–	–	50,00
4754	3,46	–	2,77	3,46	–	–	60,00
4755	2,52	–	–	2,52	–	–	66,67
4757	6,44	–	6,44	6,44	–	–	100,00
4759	3,81	–	3,81	3,81	–	–	100,00
4761	–	–	–	–	–	–	–
4763	–	–	–	–	–	–	–
4771	1,61	0,40	0,80	1,21	–	–	100,00
4772	4,11	–	4,11	4,11	–	–	100,00
4774	3,58	–	–	3,58	–	–	–
4781	0,34	–	–	0,34	–	–	–
4782	1,23	–	–	1,23	–	–	–
4784	–	–	–	–	–	–	–
4789	3,88	–	2,91	3,88	–	–	62,50
4921	2,49	–	2,49	2,49	–	–	50,00
4922	1,71	–	1,71	1,71	–	–	–
4929	6,04	–	4,02	6,04	–	–	66,67
4930	11,30	–	6,83	11,04	105,10	93,02	39,53
5091	–	–	–	–	–	–	–
5111	35,42	–	–	35,42	–	–	40,00
5211	5,93	–	2,97	5,93	–	–	100,00
5212	7,12	–	–	7,12	–	–	100,00
5229	–	–	–	–	–	–	–
5240	26,71	–	13,36	26,71	–	–	50,00
5310	80,14	2,50	52,59	76,39	–	–	37,50
5320	26,26	–	19,69	26,26	–	–	100,00
5510	1,15	–	–	1,15	–	–	50,00
5611	2,47	0,21	1,03	2,47	–	–	41,67
5620	5,33	2,66	–	5,33	–	–	50,00
6010	4,93	–	–	4,93	–	–	100,00
6021	10,44	–	–	10,44	–	–	33,33
6110	14,94	–	9,96	14,94	–	–	33,33

Capítulo 66 - Tocantins

66.1 - Indicadores de acidentes do trabalho, segundo a Classificação Nacional de Atividades Econômicas (CNAE), dos estabelecimentos localizados no estado de Tocantins - 2015

(conclusão)

CNAE	INDICADORES DE ACIDENTES DO TRABALHO						
	Incidência (por 1.000 vínculos)	Incidência de Doenças Ocupacionais (por 1.000 vínculos)	Incidência de Acidentes Típicos (por 1.000 vínculos)	Incidência de Incapacidade Temporária (por 1.000 vínculos)	Taxa de Mortalidade (por 100.000 vínculos)	Taxa de Letalidade (por 1.000 acidentes)	Acidentalidade para a faixa 16 a 34 anos (por 100 acidentes)
6120	12,70	–	6,35	12,70	–	–	50,00
6204	6,07	6,07	–	6,07	–	–	–
6209	4,21	–	–	4,21	–	–	100,00
6421	–	–	–	–	–	–	–
6422	6,86	4,11	2,74	5,48	–	–	60,00
6423	–	–	–	–	–	–	–
6424	–	–	–	–	–	–	–
6550	4,98	–	4,98	–	–	–	–
6622	–	–	–	–	–	–	–
6810	4,77	–	4,77	4,77	–	–	–
6821	–	–	–	–	–	–	–
6822	6,01	–	6,01	6,01	–	–	–
6911	–	–	–	–	–	–	–
6912	–	–	–	–	–	–	–
6920	1,67	–	0,56	1,67	–	–	66,67
7020	2,29	–	2,29	1,53	–	–	66,67
7112	3,45	–	2,30	2,30	–	–	100,00
7119	6,14	–	6,14	6,14	–	–	–
7490	30,81	–	26,41	26,41	–	–	57,14
7711	7,86	–	–	7,86	–	–	–
7732	3,55	–	–	3,55	–	–	–
7739	11,30	–	5,65	11,30	–	–	100,00
7911	–	–	–	–	–	–	–
8011	1,57	–	–	1,57	–	–	33,33
8012	3,33	–	–	3,33	–	–	100,00
8020	40,31	–	6,72	26,88	–	–	100,00
8111	–	–	–	–	–	–	–
8112	2,47	–	2,47	2,47	–	–	100,00
8121	5,16	2,06	1,03	5,16	–	–	40,00
8129	22,06	–	–	22,06	–	–	–
8211	–	–	–	–	–	–	–
8219	–	–	–	–	–	–	–
8220	4,69	–	0,67	4,69	–	–	71,43
8230	–	–	–	–	–	–	–
8291	–	–	–	–	–	–	–
8299	1,78	–	–	1,78	–	–	100,00
8411	0,21	–	0,18	0,23	2,31	111,11	22,22
8412	–	–	–	–	–	–	–
8413	–	–	–	–	–	–	–
8423	1,76	–	–	1,76	–	–	–
8424	–	–	–	–	–	–	–
8430	–	–	–	–	–	–	–
8511	15,73	–	–	15,73	–	–	75,00
8512	–	–	–	–	–	–	–
8513	3,39	–	2,82	3,39	–	–	50,00
8520	1,97	–	1,97	1,97	–	–	20,00
8531	1,94	–	–	1,94	–	–	100,00
8532	3,90	–	1,95	3,41	–	–	50,00
8541	4,57	–	4,57	4,57	–	–	100,00
8593	–	–	–	–	–	–	–
8599	4,26	–	2,13	4,26	–	–	80,00
8610	23,71	–	19,54	7,69	–	–	50,00
8630	1,72	–	0,86	1,72	–	–	100,00
8640	8,56	–	7,13	4,28	–	–	66,67
8650	–	–	–	–	–	–	–
8660	–	–	–	–	–	–	–
8690	–	–	–	–	–	–	–
8730	–	–	–	–	–	–	–
8800	2,77	–	1,85	2,77	–	–	–
9313	–	–	–	–	–	–	–
9329	–	–	–	–	–	–	–
9412	–	–	–	–	–	–	–
9420	2,45	2,45	–	2,45	–	–	–
9430	1,25	–	–	1,25	–	–	–
9491	–	–	–	–	–	–	–
9492	–	–	–	–	–	–	–
9499	3,75	–	–	3,75	–	–	–
9511	6,48	–	6,48	6,48	–	–	100,00
9529	18,31	–	18,31	18,31	–	–	100,00
9602	–	–	–	–	–	–	–
9603	–	–	–	–	–	–	–
9609	–	–	–	–	–	–	–
9700	–	–	–	–	–	–	–
Outros(1)	9,43	0,14	6,14	9,28	57,13	60,61	62,12

Fonte: DATAPREV, CAT, SUB, CNIS.

Notas: 1. Os dados são preliminares, estando sujeitos a correções.
2. As atividades econômicas que apresentam valores zerados para os indicadores são aquelas onde não ocorreram acidentes no período.

(1) Englobam as atividades que possuíam número médio de vínculos no ano menor que 100.

Capítulo 66 - Tocantins

66.2 - Indicadores de acidentes do trabalho, segundo a Classificação Nacional de Atividades Econômicas (CNAE), dos estabelecimentos localizados no estado de Tocantins - 2016

(continua)

CNAE	INDICADORES DE ACIDENTES DO TRABALHO						
	Incidência (por 1.000 vínculos)	Incidência de Doenças Ocupacionais (por 1.000 vínculos)	Incidência de Acidentes Típicos (por 1.000 vínculos)	Incidência de Incapacidade Temporária (por 1.000 vínculos)	Taxa de Mortalidade (por 100.000 vínculos)	Taxa de Letalidade (por 1.000 acidentes)	Acidentalidade para a faixa 16 a 34 anos (por 100 acidentes)
TOTAL	**6,82**	**0,08**	**4,27**	**5,96**	**6,84**	**10,03**	**55,95**
0111	4,15	–	3,63	4,15	–	–	50,00
0115	7,12	–	6,65	7,12	–	–	60,00
0116	–	–	–	–	–	–	–
0121	9,04	–	–	9,04	–	–	–
0133	–	–	–	–	–	–	–
0141	177,51	3,55	145,56	166,86	–	–	46,00
0151	2,88	0,09	2,34	2,88	8,99	31,25	37,50
0155	11,27	–	8,76	11,27	–	–	55,56
0161	9,97	–	8,97	9,97	–	–	20,00
0162	14,93	–	14,93	14,93	–	–	33,33
0210	9,13	–	7,61	7,61	–	–	50,00
0220	–	–	–	–	–	–	–
0230	–	–	–	–	–	–	–
0810	6,24	–	6,24	6,24	–	–	100,00
0891	10,27	–	10,27	10,27	–	–	100,00
1011	31,65	–	26,22	25,92	–	–	65,71
1012	8,09	–	8,09	8,09	–	–	80,00
1013	19,52	–	6,51	19,52	–	–	33,33
1020	–	–	–	–	–	–	–
1041	–	–	–	–	–	–	–
1052	14,94	–	8,53	14,94	–	–	71,43
1061	20,79	–	18,02	22,18	–	–	33,33
1066	24,97	–	22,48	24,97	–	–	70,00
1091	1,39	–	–	1,39	–	–	–
1099	15,78	–	10,52	15,78	–	–	100,00
1411	–	–	–	–	–	–	–
1412	–	–	–	–	–	–	–
1510	14,94	–	13,28	14,94	–	–	66,67
1813	4,88	–	4,88	4,88	–	–	100,00
1931	23,66	–	23,66	1,03	–	–	65,22
1932	8,51	–	8,51	8,51	–	–	50,00
2013	14,38	–	4,79	14,38	–	–	66,67
2212	12,32	–	12,32	12,32	–	–	50,00
2311	–	–	–	–	–	–	–
2320	9,94	–	9,94	4,97	–	–	100,00
2330	4,44	–	3,33	4,44	–	–	75,00
2341	–	–	–	–	–	–	–
2342	6,72	0,84	5,04	6,72	–	–	87,50
2391	–	–	–	–	–	–	–
2511	19,38	–	12,92	19,38	–	–	33,33
2512	9,40	–	9,40	9,40	–	–	100,00
2599	9,00	–	–	9,00	–	–	100,00
2950	6,89	–	6,89	6,89	–	–	100,00
3101	9,98	–	3,33	9,98	–	–	100,00
3314	19,11	–	11,47	19,11	–	–	100,00
3511	10,02	–	5,01	5,01	–	–	–

Capítulo 66 - Tocantins

66.2 - Indicadores de acidentes do trabalho, segundo a Classificação Nacional de Atividades Econômicas (CNAE), dos estabelecimentos localizados no estado de Tocantins - 2016

(continuação)

CNAE	INDICADORES DE ACIDENTES DO TRABALHO						
	Incidência (por 1.000 vínculos)	Incidência de Doenças Ocupacionais (por 1.000 vínculos)	Incidência de Acidentes Típicos (por 1.000 vínculos)	Incidência de Incapacidade Temporária (por 1.000 vínculos)	Taxa de Mortalidade (por 100.000 vínculos)	Taxa de Letalidade (por 1.000 acidentes)	Acidentalidade para a faixa 16 a 34 anos (por 100 acidentes)
3512	44,42	–	38,08	19,04	–	–	57,14
3514	49,82	0,82	35,94	16,33	–	–	75,41
3600	11,80	–	7,59	11,80	–	–	64,29
3811	44,40	–	44,40	44,40	–	–	57,14
3839	13,18	–	10,98	13,18	–	–	16,67
4110	15,45	–	9,09	14,54	–	–	23,53
4120	8,24	0,16	6,26	7,75	16,48	20,00	42,00
4211	22,64	–	18,44	20,96	83,84	37,04	37,04
4221	30,07	–	26,10	26,77	99,13	32,97	61,54
4222	15,73	–	15,73	15,73	–	–	100,00
4313	–	–	–	–	–	–	–
4321	27,67	–	20,75	13,83	–	–	75,00
4322	11,48	–	5,74	11,48	–	–	100,00
4330	4,66	–	–	4,66	–	–	–
4399	3,82	–	–	3,82	–	–	–
4511	4,12	–	2,74	4,12	–	–	83,33
4520	2,75	–	1,83	2,75	–	–	66,67
4530	4,49	–	2,07	4,49	–	–	69,23
4541	–	–	–	–	–	–	–
4622	5,48	–	5,48	5,48	–	–	100,00
4623	6,94	–	6,94	6,94	–	–	100,00
4632	8,29	–	8,29	8,29	–	–	100,00
4633	10,45	–	5,22	10,45	–	–	50,00
4635	8,67	–	4,34	8,67	–	–	60,00
4637	–	–	–	–	–	–	–
4639	4,54	–	3,02	4,54	–	–	66,67
4641	8,92	–	–	8,92	–	–	100,00
4644	5,79	–	–	5,79	–	–	100,00
4645	–	–	–	–	–	–	–
4646	4,96	–	–	4,96	–	–	100,00
4649	13,30	–	2,66	13,30	–	–	60,00
4661	–	–	–	–	–	–	–
4672	15,86	5,29	7,93	10,57	–	–	66,67
4679	–	–	–	–	–	–	–
4681	–	–	–	–	–	–	–
4683	–	–	–	–	–	–	–
4689	12,70	–	3,18	12,70	–	–	100,00
4691	–	–	–	–	–	–	–
4711	3,25	–	1,49	3,25	–	–	83,33
4712	1,82	–	0,91	1,82	–	–	75,00
4713	1,36	–	0,68	1,36	–	–	50,00
4721	–	–	–	–	–	–	–
4722	4,33	–	4,33	4,33	–	–	100,00
4723	–	–	–	–	–	–	–
4729	6,29	–	1,57	4,72	–	–	75,00
4731	1,23	–	0,99	1,23	–	–	80,00
4741	4,41	–	4,41	4,41	–	–	–

Capítulo 66 - Tocantins

66.2 - Indicadores de acidentes do trabalho, segundo a Classificação Nacional de Atividades Econômicas (CNAE), dos estabelecimentos localizados no estado de Tocantins - 2016

(continuação)

CNAE	INDICADORES DE ACIDENTES DO TRABALHO						
	Incidência (por 1.000 vínculos)	Incidência de Doenças Ocupacionais (por 1.000 vínculos)	Incidência de Acidentes Típicos (por 1.000 vínculos)	Incidência de Incapacidade Temporária (por 1.000 vínculos)	Taxa de Mortalidade (por 100.000 vínculos)	Taxa de Letalidade (por 1.000 acidentes)	Acidentalidade para a faixa 16 a 34 anos (por 100 acidentes)
4742	20,33	–	13,55	20,33	–	–	100,00
4743	5,28	–	5,28	–	–	–	100,00
4744	2,74	–	1,37	2,74	34,22	125,00	62,50
4751	5,03	–	–	5,03	–	–	50,00
4752	6,57	–	3,28	6,57	–	–	50,00
4753	5,97	–	3,58	5,97	119,46	200,00	100,00
4754	3,25	–	0,81	3,25	–	–	50,00
4755	0,88	–	–	0,88	–	–	100,00
4757	13,92	–	6,96	13,92	–	–	100,00
4759	7,75	–	3,87	7,75	–	–	100,00
4761	2,30	–	2,30	2,30	–	–	–
4763	5,00	–	–	5,00	–	–	–
4771	3,03	–	1,52	2,27	–	–	87,50
4772	–	–	–	–	–	–	–
4774	–	–	–	–	–	–	–
4781	1,05	0,70	–	1,05	–	–	33,33
4782	–	–	–	–	–	–	–
4784	10,27	–	7,70	10,27	–	–	75,00
4789	3,47	–	1,99	3,97	–	–	57,14
4921	1,38	–	1,38	1,38	–	–	–
4922	3,63	–	3,63	3,63	–	–	100,00
4929	2,33	–	2,33	2,33	–	–	–
4930	8,42	–	4,89	8,15	27,16	32,26	32,26
5091	–	–	–	–	–	–	–
5111	–	–	–	–	–	–	–
5211	9,78	–	9,78	9,78	–	–	50,00
5229	9,49	–	–	9,49	949,37	1.000,00	–
5240	37,38	–	12,46	37,38	–	–	50,00
5310	75,00	–	59,75	73,73	–	–	37,29
5320	21,16	–	7,05	21,16	–	–	33,33
5510	2,30	–	0,57	2,30	–	–	–
5611	3,21	0,21	0,64	3,21	–	–	46,67
5620	–	–	–	–	–	–	–
6010	–	–	–	–	–	–	–
6021	–	–	–	–	–	–	–
6110	4,24	–	–	4,24	–	–	–
6120	–	–	–	–	–	–	–
6204	–	–	–	–	–	–	–
6209	4,64	–	–	4,64	–	–	100,00
6421	–	–	–	–	–	–	–
6422	8,38	–	4,19	8,38	–	–	50,00
6423	–	–	–	–	–	–	–
6424	–	–	–	–	–	–	–
6550	4,98	–	–	4,98	–	–	–
6622	–	–	–	–	–	–	–
6810	13,70	–	9,13	13,70	–	–	33,33
6821	–	–	–	–	–	–	–
6822	7,40	–	7,40	7,40	–	–	100,00

Capítulo 66 - Tocantins

66.2 - Indicadores de acidentes do trabalho, segundo a Classificação Nacional de Atividades Econômicas (CNAE), dos estabelecimentos localizados no estado de Tocantins - 2016

(conclusão)

CNAE	INDICADORES DE ACIDENTES DO TRABALHO						
	Incidência (por 1.000 vínculos)	Incidência de Doenças Ocupacionais (por 1.000 vínculos)	Incidência de Acidentes Típicos (por 1.000 vínculos)	Incidência de Incapacidade Temporária (por 1.000 vínculos)	Taxa de Mortalidade (por 100.000 vínculos)	Taxa de Letalidade (por 1.000 acidentes)	Acidentalidade para a faixa 16 a 34 anos (por 100 acidentes)
6911	–	–	–	–	–	–	–
6912	4,98	–	–	4,98	–	–	–
6920	3,75	–	–	3,75	–	–	71,43
7020	12,19	–	2,87	10,75	–	–	64,71
7112	19,61	–	9,05	18,10	301,73	153,85	30,77
7119	13,74	–	6,87	13,74	–	–	100,00
7490	11,78	–	11,78	11,78	392,80	333,33	33,33
7711	4,45	–	–	4,45	–	–	100,00
7732	–	–	–	–	–	–	–
7739	20,74	5,19	10,37	20,74	–	–	75,00
7911	6,09	–	–	6,09	–	–	–
8011	1,66	–	0,55	1,66	–	–	66,67
8012	6,51	–	6,51	6,51	–	–	50,00
8020	28,66	–	14,33	21,49	–	–	50,00
8112	9,17	–	4,58	9,17	–	–	25,00
8121	5,28	–	–	5,28	–	–	–
8129	–	–	–	–	–	–	–
8211	1,25	–	–	1,25	–	–	100,00
8219	8,93	–	–	8,93	–	–	100,00
8220	4,62	0,66	0,66	3,96	–	–	85,71
8230	–	–	–	–	–	–	–
8291	–	–	–	–	–	–	–
8299	1,55	–	–	1,55	–	–	100,00
8411	0,18	–	0,11	0,18	–	–	25,00
8412	–	–	–	–	–	–	–
8413	–	–	–	–	–	–	–
8423	–	–	–	–	–	–	–
8424	0,76	–	0,76	0,76	–	–	100,00
8430	–	–	–	–	–	–	–
8511	7,60	–	3,80	3,80	–	–	50,00
8512	–	–	–	–	–	–	–
8513	6,67	–	5,64	5,64	–	–	76,92
8520	1,31	–	1,31	1,20	–	–	33,33
8531	2,74	–	1,83	2,74	–	–	100,00
8532	3,41	0,49	2,44	3,41	–	–	42,86
8541	4,65	–	4,65	4,65	–	–	–
8593	–	–	–	–	–	–	–
8599	7,36	0,49	4,91	6,87	–	–	66,67
8610	12,68	–	12,00	3,43	–	–	43,24
8630	0,81	0,81	–	0,81	–	–	–
8640	8,48	–	7,07	4,24	–	–	66,67
8650	–	–	–	–	–	–	–
8660	6,55	–	6,55	4,17	–	–	81,82
8690	–	–	–	–	–	–	–
8730	–	–	–	–	–	–	–
8800	1,88	–	0,94	1,88	–	–	100,00
9313	–	–	–	–	–	–	–
9412	6,03	–	–	6,03	–	–	–
9420	–	–	–	–	–	–	–
9430	2,44	–	0,61	2,44	–	–	50,00
9491	2,99	–	2,99	2,99	–	–	50,00
9492	–	–	–	–	–	–	–
9499	35,28	–	30,24	6,72	–	–	28,57
9511	6,53	–	6,53	6,53	–	–	100,00
9602	–	–	–	–	–	–	–
9603	4,39	–	–	4,39	–	–	100,00
9609	2,17	–	–	2,17	–	–	100,00
Outros (1)	11,51	0,26	7,67	10,87	12,78	11,11	58,89

Fonte: DATAPREV, CAT, SUB, CNIS.

Notas: 1. Os dados são preliminares, estando sujeitos a correções.
2. As atividades econômicas que apresentam valores zerados para os indicadores são aquelas onde não ocorreram acidentes no período.

(1) Englobam as atividades que possuíam número médio de vínculos no ano menor que 100.

Capítulo 67 - Maranhão

67.1 - Indicadores de acidentes do trabalho, segundo a Classificação Nacional de Atividades Econômicas (CNAE), dos estabelecimentos localizados no estado do Maranhão - 2015

(continua)

CNAE	INDICADORES DE ACIDENTES DO TRABALHO						
	Incidência (por 1.000 vínculos)	Incidência de Doenças Ocupacionais (por 1.000 vínculos)	Incidência de Acidentes Típicos (por 1.000 vínculos)	Incidência de Incapacidade Temporária (por 1.000 vínculos)	Taxa de Mortalidade (por 100.000 vínculos)	Taxa de Letalidade (por 1.000 acidentes)	Acidentalidade para a faixa 16 a 34 anos (por 100 acidentes)
TOTAL	**8,57**	**0,19**	**4,38**	**7,33**	**7,20**	**8,39**	**49,67**
0111	9,88	–	0,90	9,88	–	–	54,55
0113	26,12	–	22,75	26,12	–	–	35,48
0115	8,74	–	4,55	8,74	–	–	76,00
0133	–	–	–	–	–	–	–
0141	44,37	–	19,02	44,37	–	–	28,57
0142	8,53	–	8,53	8,53	–	–	50,00
0151	2,50	–	2,00	2,50	–	–	46,67
0154	8,24	–	–	8,24	–	–	100,00
0155	4,19	–	2,09	4,19	–	–	75,00
0159	–	–	–	–	–	–	–
0161	10,08	–	7,92	10,08	–	–	64,29
0162	7,67	–	7,67	7,67	–	–	–
0163	5,01	–	–	5,01	–	–	100,00
0210	35,86	0,38	31,33	33,59	37,75	10,53	25,26
0220	1,04	–	–	1,04	–	–	–
0230	8,56	–	7,99	7,42	–	–	46,67
0322	–	–	–	–	–	–	–
0724	16,64	–	16,64	–	–	–	83,33
0810	21,04	–	14,46	15,78	–	–	56,25
0891	–	–	–	–	–	–	–
0910	27,54	–	18,36	18,36	–	–	33,33
0990	6,84	–	4,56	2,28	–	–	–
1011	20,88	–	16,48	15,38	–	–	60,53
1041	40,74	–	34,92	40,74	–	–	71,43
1052	8,24	–	8,24	8,24	–	–	33,33
1053	–	–	–	–	–	–	–
1061	4,99	–	4,99	4,99	–	–	100,00
1062	51,67	–	45,21	51,67	–	–	50,00
1066	14,80	–	8,88	17,76	295,93	200,00	40,00
1069	13,13	–	4,38	13,13	–	–	100,00
1071	79,36	–	77,03	79,36	–	–	47,06
1091	2,94	–	1,10	2,94	36,72	125,00	50,00
1099	3,27	–	–	3,27	–	–	100,00
1111	25,29	–	18,97	25,29	–	–	25,00
1113	13,60	–	6,28	5,23	–	–	84,62
1121	9,98	–	3,33	9,98	–	–	66,67
1122	34,71	–	25,88	31,18	–	–	64,41
1340	–	–	–	–	–	–	–
1411	–	–	–	–	–	–	–
1412	1,27	–	–	1,27	–	–	100,00
1413	3,24	–	3,24	3,24	–	–	100,00
1422	–	–	–	–	–	–	–
1510	25,37	–	23,68	25,37	–	–	73,33
1610	28,54	–	22,84	22,84	570,88	200,00	40,00
1621	15,53	–	7,77	15,53	–	–	50,00
1710	15,80	–	15,80	5,75	–	–	81,82
1811	–	–	–	–	–	–	–
1813	4,24	–	–	4,24	–	–	–
1821	23,86	–	–	23,86	–	–	57,14
1921	58,35	–	38,90	45,38	–	–	55,56
1931	5,80	–	3,97	5,80	30,51	52,63	63,16
2013	15,76	–	15,76	15,76	–	–	57,14
2061	1,83	–	–	1,83	–	–	50,00
2212	12,87	–	6,44	12,87	–	–	75,00
2221	8,47	–	8,47	8,47	–	–	100,00

Capítulo 67 - Maranhão

67.1 - Indicadores de acidentes do trabalho, segundo a Classificação Nacional de Atividades Econômicas (CNAE), dos estabelecimentos localizados no estado do Maranhão - 2015

(continuação)

CNAE	INDICADORES DE ACIDENTES DO TRABALHO						
	Incidência (por 1.000 vínculos)	Incidência de Doenças Ocupacionais (por 1.000 vínculos)	Incidência de Acidentes Típicos (por 1.000 vínculos)	Incidência de Incapacidade Temporária (por 1.000 vínculos)	Taxa de Mortalidade (por 100.000 vínculos)	Taxa de Letalidade (por 1.000 acidentes)	Acidentalidade para a faixa 16 a 34 anos (por 100 acidentes)
2222	–	–	–	–	–	–	–
2311	–	–	–	–	–	–	–
2320	40,26	–	37,49	6,94	–	–	58,62
2330	7,67	0,70	4,88	7,67	69,75	90,91	63,64
2341	10,72	–	5,36	10,72	267,98	250,00	50,00
2342	5,08	–	4,86	5,08	22,10	43,48	60,87
2349	19,09	–	11,93	21,48	–	–	50,00
2391	–	–	–	–	–	–	–
2392	13,32	–	13,32	13,32	–	–	100,00
2411	30,67	0,65	26,75	28,06	–	–	68,09
2423	65,69	–	56,93	43,80	–	–	66,67
2431	37,15	–	37,15	27,86	–	–	50,00
2441	13,10	–	13,10	3,49	–	–	86,67
2511	15,90	1,99	11,93	9,94	–	–	87,50
2512	25,93	–	20,74	25,93	–	–	80,00
2539	18,89	–	11,33	18,89	–	–	80,00
2542	6,00	–	–	–	–	–	–
2599	30,36	–	30,36	30,36	–	–	70,00
2733	21,56	–	16,17	21,56	–	–	75,00
2821	19,35	–	–	25,81	–	–	33,33
2852	7,19	–	7,19	7,19	–	–	100,00
2930	17,01	8,50	8,50	8,50	–	–	50,00
2950	–	–	–	–	–	–	–
3011	–	–	–	–	–	–	–
3101	2,53	–	1,69	2,53	–	–	100,00
3102	20,96	–	12,58	20,96	–	–	100,00
3104	9,82	–	5,89	9,82	–	–	40,00
3250	–	–	–	–	–	–	–
3299	–	–	–	–	–	–	–
3313	18,69	–	12,46	12,46	623,05	333,33	33,33
3314	7,20	–	4,80	7,20	–	–	100,00
3319	–	–	–	–	–	–	–
3321	8,63	–	6,47	2,16	–	–	100,00
3511	9,90	–	8,48	7,07	–	–	71,43
3514	2,58	–	0,86	1,72	–	–	33,33
3600	5,66	–	3,46	4,71	31,42	55,56	33,33
3702	8,28	–	–	8,28	–	–	–
3811	30,01	–	12,86	30,01	–	–	71,43
3822	14,28	–	14,28	7,14	–	–	–
4110	3,49	–	1,16	3,49	–	–	50,00
4120	9,84	0,23	6,26	8,26	23,05	23,44	52,34
4211	18,12	1,99	12,37	8,62	–	–	43,90
4212	15,17	–	11,71	4,26	–	–	43,86
4213	11,01	–	5,51	5,51	–	–	100,00
4221	19,34	0,26	10,57	19,34	51,58	26,67	53,33
4222	69,83	9,98	29,93	39,90	–	–	42,86
4292	19,38	–	11,22	11,22	–	–	44,74
4299	11,72	–	6,70	8,93	–	–	38,10
4313	9,70	–	7,88	8,49	–	–	43,75
4321	14,99	–	10,85	14,99	103,36	68,97	62,07
4322	8,19	–	4,91	6,55	–	–	60,00
4329	14,12	–	8,69	6,52	–	–	53,85
4330	10,15	–	5,08	10,15	–	–	62,50
4391	6,21	3,11	3,11	3,11	–	–	50,00
4399	5,83	–	3,50	3,50	–	–	60,00
4511	5,81	0,25	1,77	5,30	–	–	78,26

Capítulo 67 - Maranhão

67.1 - Indicadores de acidentes do trabalho, segundo a Classificação Nacional de Atividades Econômicas (CNAE), dos estabelecimentos localizados no estado do Maranhão - 2015

(continuação)

CNAE	INDICADORES DE ACIDENTES DO TRABALHO						
	Incidência (por 1.000 vínculos)	Incidência de Doenças Ocupacionais (por 1.000 vínculos)	Incidência de Acidentes Típicos (por 1.000 vínculos)	Incidência de Incapacidade Temporária (por 1.000 vínculos)	Taxa de Mortalidade (por 100.000 vínculos)	Taxa de Letalidade (por 1.000 acidentes)	Acidentalidade para a faixa 16 a 34 anos (por 100 acidentes)
4520	3,60	–	2,40	3,00	–	–	50,00
4530	3,86	0,55	2,02	3,67	–	–	52,38
4541	1,92	–	0,27	1,92	–	–	100,00
4618	–	–	–	–	–	–	–
4619	–	–	–	–	–	–	–
4622	5,09	–	–	5,09	–	–	100,00
4623	3,29	–	3,29	3,29	–	–	–
4631	2,86	–	2,86	2,86	–	–	100,00
4632	11,33	–	8,09	11,33	–	–	71,43
4633	2,82	1,41	1,41	2,82	140,86	500,00	100,00
4634	13,57	–	8,63	13,57	–	–	45,45
4635	11,43	–	7,15	10,48	–	–	58,33
4636	–	–	–	–	–	–	–
4637	0,94	–	–	0,94	–	–	100,00
4639	6,41	–	2,67	6,41	53,44	83,33	58,33
4641	3,33	–	3,33	3,33	–	–	100,00
4642	–	–	–	–	–	–	–
4644	4,27	–	–	4,27	–	–	100,00
4645	–	–	–	–	–	–	–
4646	3,36	–	–	3,36	–	–	–
4647	–	–	–	–	–	–	–
4649	1,65	–	–	1,65	–	–	66,67
4661	3,65	–	1,83	3,65	–	–	50,00
4662	4,50	–	4,50	4,50	–	–	100,00
4663	–	–	–	–	–	–	–
4671	6,47	–	6,47	6,47	–	–	–
4672	26,48	2,52	20,17	26,48	–	–	52,38
4673	11,02	–	4,41	11,02	–	–	80,00
4679	6,95	–	6,95	6,95	–	–	50,00
4681	8,04	–	2,68	5,36	–	–	33,33
4682	18,38	–	18,38	9,19	–	–	100,00
4683	–	–	–	–	–	–	–
4687	–	–	–	–	–	–	–
4689	18,16	–	14,12	4,84	40,35	22,22	51,11
4691	6,92	–	5,10	6,19	–	–	89,47
4692	5,13	–	5,13	5,13	–	–	100,00
4693	12,35	–	8,49	11,58	25,73	20,83	68,75
4711	9,72	–	6,54	9,72	–	–	71,60
4712	0,60	–	0,45	0,74	–	–	75,00
4713	1,32	–	0,17	1,32	–	–	62,50
4721	1,07	–	0,53	1,07	–	–	–
4722	8,17	–	6,13	8,17	–	–	75,00
4723	3,42	–	1,14	3,42	–	–	100,00
4724	3,54	–	1,18	3,54	–	–	66,67
4729	2,32	–	0,58	2,32	57,90	250,00	75,00
4731	2,48	0,17	1,32	2,31	–	–	60,00
4741	3,93	–	–	3,93	–	–	–
4742	6,62	–	–	6,62	–	–	66,67
4743	5,03	–	5,03	5,03	–	–	66,67
4744	3,02	0,62	1,35	3,12	–	–	37,93
4751	2,81	–	0,94	2,81	–	–	66,67
4752	–	–	–	–	–	–	–
4753	3,08	–	1,40	3,36	–	–	81,82
4754	2,55	–	1,55	2,55	–	–	60,87
4755	0,73	–	–	0,73	–	–	–
4756	–	–	–	–	–	–	–

Capítulo 67 - Maranhão

67.1 - Indicadores de acidentes do trabalho, segundo a Classificação Nacional de Atividades Econômicas (CNAE), dos estabelecimentos localizados no estado do Maranhão - 2015

(continuação)

CNAE	INDICADORES DE ACIDENTES DO TRABALHO						
	Incidência (por 1.000 vínculos)	Incidência de Doenças Ocupacionais (por 1.000 vínculos)	Incidência de Acidentes Típicos (por 1.000 vínculos)	Incidência de Incapacidade Temporária (por 1.000 vínculos)	Taxa de Mortalidade (por 100.000 vínculos)	Taxa de Letalidade (por 1.000 acidentes)	Acidentalidade para a faixa 16 a 34 anos (por 100 acidentes)
4757	4,54	–	–	4,54	–	–	50,00
4759	1,49	–	1,49	1,49	–	–	–
4761	1,88	0,63	–	1,88	–	–	33,33
4763	2,91	–	0,97	2,91	–	–	66,67
4771	1,12	–	0,62	1,12	–	–	66,67
4772	–	–	–	–	–	–	–
4773	4,15	–	4,15	4,15	–	–	–
4774	1,11	–	1,11	1,11	–	–	50,00
4781	1,46	0,10	0,63	1,57	–	–	78,57
4782	1,74	–	0,35	1,74	–	–	40,00
4783	–	–	–	–	–	–	–
4784	8,94	0,74	5,96	8,94	–	–	58,33
4789	1,49	–	0,99	1,49	–	–	50,00
4911	14,39	0,58	11,66	7,00	–	–	56,76
4921	5,48	0,16	2,51	5,33	15,67	28,57	45,71
4922	2,63	0,88	0,88	1,75	–	–	–
4923	–	–	–	–	–	–	–
4929	8,52	–	–	8,52	–	–	–
4930	11,09	0,71	5,90	9,67	82,59	74,47	46,81
5030	15,74	–	12,24	13,99	–	–	33,33
5091	2,57	–	2,57	2,57	–	–	–
5111	15,86	–	2,64	15,86	–	–	83,33
5211	33,37	–	23,84	26,22	–	–	71,43
5212	42,55	–	26,60	37,23	–	–	62,50
5223	–	–	–	–	–	–	–
5229	8,50	–	4,25	8,50	–	–	100,00
5231	31,13	–	23,35	23,35	–	–	41,67
5232	23,50	–	23,50	23,50	–	–	–
5239	13,97	–	13,97	13,97	–	–	–
5240	11,62	3,87	3,87	11,62	–	–	100,00
5250	28,25	–	16,95	28,25	–	–	20,00
5310	115,85	2,10	108,51	111,14	–	–	53,85
5320	–	–	–	–	–	–	–
5510	1,50	–	0,64	1,50	–	–	42,86
5590	–	–	–	–	–	–	–
5611	3,60	0,58	2,14	3,41	–	–	59,46
5620	4,79	–	4,39	3,59	–	–	58,33
5822	5,98	–	2,99	5,98	–	–	50,00
5829	–	–	–	–	–	–	–
5911	–	–	–	–	–	–	–
5914	5,89	–	5,89	5,89	–	–	100,00
6010	–	–	–	–	–	–	–
6021	1,86	–	1,86	1,86	–	–	50,00
6022	–	–	–	–	–	–	–
6110	–	–	–	–	–	–	–
6120	2,55	–	2,55	2,55	–	–	–
6190	4,96	–	2,48	4,96	–	–	50,00
6202	–	–	–	–	–	–	–
6209	–	–	–	–	–	–	–
6421	22,36	1,68	16,77	20,68	–	–	35,00
6422	22,26	13,07	5,81	23,23	–	–	52,17
6423	–	–	–	–	–	–	–
6435	–	–	–	–	–	–	–
6462	4,23	–	4,23	4,23	–	–	100,00
6499	19,38	–	6,46	19,38	–	–	66,67
6550	5,82	–	2,91	5,82	–	–	–
6619	–	–	–	–	–	–	–
6622	3,78	–	–	3,78	–	–	100,00
6810	2,17	–	2,17	2,17	–	–	50,00
6821	–	–	–	–	–	–	–
6822	2,93	–	0,98	2,93	–	–	66,67
6911	–	–	–	–	–	–	–
6912	3,90	–	–	3,90	–	–	–
6920	1,79	0,45	0,89	1,79	–	–	100,00
7020	11,72	–	–	11,72	–	–	66,67
7111	13,09	–	13,09	13,09	–	–	100,00
7112	13,47	1,39	7,43	9,29	–	–	65,52
7119	15,20	–	7,60	11,40	–	–	50,00
7120	–	–	–	–	–	–	–
7311	–	–	–	–	–	–	–
7319	6,93	–	–	6,93	–	–	100,00
7490	2,25	–	1,12	2,25	–	–	100,00
7711	2,37	–	1,78	2,37	–	–	75,00
7719	–	–	–	–	–	–	–
7723	–	–	–	–	–	–	–
7731	3,64	–	3,64	1,82	–	–	50,00

Capítulo 67 - Maranhão

67.1 - Indicadores de acidentes do trabalho, segundo a Classificação Nacional de Atividades Econômicas (CNAE), dos estabelecimentos localizados no estado do Maranhão - 2015

(conclusão)

CNAE	INDICADORES DE ACIDENTES DO TRABALHO						
	Incidência (por 1.000 vínculos)	Incidência de Doenças Ocupacionais (por 1.000 vínculos)	Incidência de Acidentes Típicos (por 1.000 vínculos)	Incidência de Incapacidade Temporária (por 1.000 vínculos)	Taxa de Mortalidade (por 100.000 vínculos)	Taxa de Letalidade (por 1.000 acidentes)	Acidentalidade para a faixa 16 a 34 anos (por 100 acidentes)
7732	12,52	–	12,52	10,95	–	–	62,50
7739	11,68	–	10,38	10,38	–	–	100,00
7810	16,67	–	8,34	16,67	–	–	25,00
7820	7,38	–	1,48	5,90	–	–	40,00
7830	13,28	–	6,64	13,28	–	–	50,00
7911	1,70	–	–	1,70	–	–	100,00
8011	4,77	–	1,64	3,94	16,43	34,48	63,79
8012	8,14	–	2,71	7,46	–	–	41,67
8020	–	–	–	–	–	–	–
8111	12,75	–	7,08	11,33	–	–	44,44
8112	3,35	–	2,01	3,01	–	–	60,00
8121	6,04	–	3,18	4,83	10,98	18,18	43,64
8122	9,11	–	–	9,11	–	–	100,00
8129	13,03	–	8,92	13,03	–	–	52,63
8211	4,74	–	1,09	4,74	–	–	46,15
8219	–	–	–	–	–	–	–
8220	6,97	–	2,72	6,80	–	–	87,80
8230	–	–	–	–	–	–	–
8291	0,85	–	–	0,85	–	–	–
8299	2,85	–	0,36	2,50	–	–	62,50
8411	0,23	0,04	0,12	0,20	–	–	59,09
8412	2,24	–	1,24	1,49	–	–	33,33
8423	–	–	–	–	–	–	–
8430	–	–	–	–	–	–	–
8511	82,84	–	–	82,84	–	–	52,94
8512	0,24	–	0,24	0,24	–	–	–
8513	3,04	0,25	1,52	3,04	–	–	50,00
8520	0,71	–	0,71	0,71	–	–	100,00
8531	4,82	–	3,97	2,27	–	–	–
8532	–	–	–	–	–	–	–
8533	2,24	–	2,24	2,24	–	–	66,67
8541	–	–	–	–	–	–	–
8542	–	–	–	–	–	–	–
8550	–	–	–	–	–	–	–
8593	–	–	–	–	–	–	–
8599	3,32	–	2,32	3,32	–	–	30,00
8610	14,71	0,09	11,52	7,36	8,86	6,02	42,77
8630	1,41	–	0,70	1,41	–	–	100,00
8640	7,93	–	5,58	4,40	–	–	40,74
8650	16,30	–	6,99	11,64	116,44	71,43	50,00
8660	9,97	–	9,48	3,27	–	–	45,90
8690	3,16	–	3,16	0,70	35,06	111,11	66,67
8712	–	–	–	–	–	–	–
8730	26,97	–	16,85	23,60	–	–	12,50
8800	13,45	–	8,70	13,45	–	–	35,29
9001	–	–	–	–	–	–	–
9312	–	–	–	–	–	–	–
9313	2,35	–	1,17	2,35	–	–	50,00
9321	–	–	–	–	–	–	–
9329	10,37	–	–	10,37	–	–	50,00
9411	10,77	–	–	10,77	–	–	–
9412	2,50	–	–	2,50	–	–	–
9420	–	–	–	–	–	–	–
9430	6,47	–	4,02	3,50	–	–	29,73
9491	0,42	–	–	0,42	–	–	100,00
9499	33,13	–	18,93	33,13	157,75	47,62	80,95
9511	6,83	–	6,83	6,83	–	–	100,00
9521	2,96	–	2,96	2,96	–	–	100,00
9529	–	–	–	–	–	–	–
9601	2,41	–	–	2,41	–	–	100,00
9602	2,16	–	–	2,16	–	–	50,00
9603	1,58	–	1,58	1,58	–	–	–
9609	–	–	–	–	–	–	–
9700	–	–	–	–	–	–	–
Outros(1)	16,98	0,62	9,26	11,58	–	–	62,73

Fonte: DATAPREV, CAT, SUB, CNIS.

Notas: 1. Os dados são preliminares, estando sujeitos a correções.
2. As atividades econômicas que apresentam valores zerados para os indicadores são aquelas onde não ocorreram acidentes no período.

(1) Englobam as atividades que possuíam número médio de vínculos no ano menor que 100.

Capítulo 67 - Maranhão

67.2 - Indicadores de acidentes do trabalho, segundo a Classificação Nacional de Atividades Econômicas (CNAE), dos estabelecimentos localizados no estado do Maranhão - 2016

(continua)

CNAE	INDICADORES DE ACIDENTES DO TRABALHO						
	Incidência (por 1.000 vínculos)	Incidência de Doenças Ocupacionais (por 1.000 vínculos)	Incidência de Acidentes Típicos (por 1.000 vínculos)	Incidência de Incapacidade Temporária (por 1.000 vínculos)	Taxa de Mortalidade (por 100.000 vínculos)	Taxa de Letalidade (por 1.000 acidentes)	Acidentalidade para a faixa 16 a 34 anos (por 100 acidentes)
TOTAL	**7,95**	**0,09**	**3,71**	**6,97**	**6,30**	**7,93**	**48,65**
0111	3,67	–	0,92	3,67	–	–	50,00
0113	10,62	–	8,26	10,62	–	–	66,67
0115	7,38	–	4,06	7,38	–	–	55,00
0133	–	–	–	–	–	–	–
0141	61,95	–	37,17	61,95	–	–	60,00
0142	5,41	–	5,41	–	–	–	–
0151	1,17	–	1,00	1,33	–	–	42,86
0154	–	–	–	–	–	–	–
0155	8,52	–	3,79	8,52	–	–	55,56
0161	6,47	–	5,82	7,12	64,70	100,00	50,00
0162	6,13	–	6,13	6,13	–	–	100,00
0163	27,87	–	6,97	27,87	–	–	50,00
0210	14,27	–	12,23	13,45	40,77	28,57	40,00
0220	4,50	–	2,25	4,50	–	–	–
0230	6,20	–	5,58	5,58	31,01	50,00	70,00
0322	–	–	–	–	–	–	–
0724	–	–	–	–	–	–	–
0810	15,97	–	13,06	11,61	–	–	45,45
0891	7,28	–	7,28	7,28	–	–	100,00
0990	5,37	–	5,37	–	–	–	50,00
1011	17,07	0,45	12,58	12,58	–	–	73,68
1041	14,07	–	14,07	14,07	–	–	50,00
1052	11,45	–	–	11,45	381,56	333,33	66,67
1053	–	–	–	–	–	–	–
1061	4,47	–	–	4,47	–	–	100,00
1062	31,29	–	31,29	31,29	–	–	50,00
1066	10,90	–	5,45	10,90	–	–	50,00
1069	8,71	–	4,36	8,71	–	–	100,00
1071	59,75	0,98	54,85	59,75	–	–	37,70
1091	3,66	–	2,56	3,30	–	–	60,00
1099	–	–	–	–	–	–	–
1111	5,70	–	–	5,70	–	–	100,00
1113	20,00	1,11	15,55	11,11	–	–	38,89
1121	16,57	–	8,28	16,57	–	–	66,67
1122	40,64	–	30,81	34,74	–	–	70,97
1340	–	–	–	–	–	–	–
1411	–	–	–	–	–	–	–
1412	1,41	–	–	1,41	–	–	–
1413	–	–	–	–	–	–	–
1422	5,10	5,10	–	5,10	–	–	–
1510	18,15	–	16,64	18,15	–	–	75,00
1610	–	–	–	–	–	–	–
1621	26,89	–	13,45	26,89	–	–	50,00
1710	22,54	–	18,31	8,45	–	–	68,75
1811	7,09	–	–	7,09	–	–	100,00
1813	2,32	–	2,32	2,32	–	–	100,00
1821	7,29	–	3,64	7,29	–	–	–
1921	110,47	–	89,76	103,57	–	–	68,75
1931	2,77	–	2,08	2,77	–	–	62,50
2013	24,69	2,24	15,71	22,44	–	–	54,55
2061	1,85	–	0,92	1,85	–	–	–
2212	10,14	–	6,76	10,14	–	–	66,67
2221	–	–	–	–	–	–	–
2222	12,52	–	6,26	12,52	–	–	–
2311	–	–	–	–	–	–	–
2320	39,48	–	36,56	10,24	–	–	70,37
2330	6,46	–	4,84	6,46	–	–	37,50

Capítulo 67 - Maranhão

67.2 - Indicadores de acidentes do trabalho, segundo a Classificação Nacional de Atividades Econômicas (CNAE), dos estabelecimentos localizados no estado do Maranhão - 2016

(continuação)

CNAE	INDICADORES DE ACIDENTES DO TRABALHO						
	Incidência (por 1.000 vínculos)	Incidência de Doenças Ocupacionais (por 1.000 vínculos)	Incidência de Acidentes Típicos (por 1.000 vínculos)	Incidência de Incapacidade Temporária (por 1.000 vínculos)	Taxa de Mortalidade (por 100.000 vínculos)	Taxa de Letalidade (por 1.000 acidentes)	Acidentalidade para a faixa 16 a 34 anos (por 100 acidentes)
2341	3,07	–	–	3,07	–	–	–
2342	5,40	–	4,32	5,67	–	–	35,00
2349	20,25	–	13,50	20,25	–	–	83,33
2391	–	–	–	–	–	–	–
2392	7,97	–	7,97	7,97	–	–	–
2411	34,85	–	33,27	34,85	–	–	54,55
2423	37,92	–	34,76	25,28	–	–	58,33
2431	91,72	–	76,43	91,72	–	–	91,67
2441	19,77	–	18,45	11,86	131,80	66,67	66,67
2511	18,58	–	13,93	16,25	232,20	125,00	87,50
2512	10,74	–	10,74	10,74	–	–	–
2539	7,89	–	–	7,89	–	–	100,00
2542	8,63	–	8,63	8,63	–	–	100,00
2599	13,95	–	9,30	9,30	–	–	100,00
2733	35,71	–	26,79	35,71	–	–	25,00
2821	9,46	–	–	9,46	–	–	100,00
2852	22,54	–	22,54	15,03	–	–	–
2930	35,85	–	35,85	35,85	–	–	75,00
2950	–	–	–	–	–	–	–
3011	5,25	–	2,63	5,25	–	–	50,00
3101	5,18	–	3,11	5,18	–	–	60,00
3102	4,73	–	4,73	4,73	–	–	100,00
3104	4,43	–	4,43	4,43	–	–	100,00
3250	–	–	–	–	–	–	–
3299	–	–	–	–	–	–	–
3313	20,48	–	20,48	20,48	–	–	33,33
3314	16,67	–	6,67	16,67	–	–	60,00
3319	4,96	–	4,96	–	–	–	100,00
3321	–	–	–	2,48	247,88	–	–
3511	17,50	–	15,00	10,00	–	–	64,29
3514	4,50	0,90	2,70	4,50	–	–	–
3600	3,75	–	2,81	2,81	–	–	33,33
3702	12,02	–	–	12,02	–	–	50,00
3811	8,46	–	8,46	8,46	–	–	50,00
3822	17,67	–	17,67	17,67	–	–	100,00
4110	7,46	–	4,07	7,46	–	–	54,55
4120	8,19	0,05	5,63	7,44	25,13	30,67	44,79
4211	24,04	0,81	15,28	15,48	20,37	8,47	49,15
4212	31,43	–	21,55	13,47	–	–	37,14
4213	–	–	–	–	–	–	–
4221	23,11	–	19,84	21,48	46,69	20,20	48,48
4222	6,93	–	6,93	6,93	–	–	100,00
4292	15,09	–	6,71	10,06	–	–	22,22
4299	17,23	–	5,30	14,58	–	–	15,38
4313	6,98	–	2,33	6,20	77,52	111,11	55,56
4321	13,45	–	8,28	12,93	–	–	42,31
4322	5,51	–	–	5,51	–	–	66,67
4329	11,47	–	5,74	8,03	–	–	60,00
4330	4,30	–	2,15	4,30	–	–	50,00
4391	4,99	–	–	4,99	–	–	–
4399	12,97	–	7,20	12,97	288,18	222,22	22,22
4511	3,21	–	1,17	2,92	–	–	72,73
4520	4,42	–	3,16	3,79	–	–	28,57
4530	4,08	–	3,15	3,90	–	–	63,64
4541	2,08	–	0,30	2,08	–	–	71,43
4617	–	–	–	–	–	–	–
4619	15,11	–	5,04	15,11	–	–	66,67
4622	–	–	–	–	–	–	–

Capítulo 67 - Maranhão

67.2 - Indicadores de acidentes do trabalho, segundo a Classificação Nacional de Atividades Econômicas (CNAE), dos estabelecimentos localizados no estado do Maranhão - 2016

(continuação)

CNAE	INDICADORES DE ACIDENTES DO TRABALHO						
	Incidência (por 1.000 vínculos)	Incidência de Doenças Ocupacionais (por 1.000 vínculos)	Incidência de Acidentes Típicos (por 1.000 vínculos)	Incidência de Incapacidade Temporária (por 1.000 vínculos)	Taxa de Mortalidade (por 100.000 vínculos)	Taxa de Letalidade (por 1.000 acidentes)	Acidentalidade para a faixa 16 a 34 anos (por 100 acidentes)
4623	3,01	–	–	3,01	–	–	100,00
4631	8,20	–	–	8,20	–	–	33,33
4632	9,82	–	7,85	7,85	–	–	60,00
4633	10,40	–	3,47	8,66	–	–	100,00
4634	2,10	–	1,05	2,10	–	–	100,00
4635	12,79	–	7,38	13,29	49,21	38,46	57,69
4636	–	–	–	–	–	–	–
4637	4,12	–	1,03	3,09	–	–	75,00
4639	2,81	–	1,13	2,81	–	–	20,00
4641	4,04	–	4,04	4,04	–	–	100,00
4642	6,54	–	6,54	–	–	–	100,00
4644	7,77	–	1,73	7,77	–	–	77,78
4645	–	–	–	–	–	–	–
4646	5,91	–	–	5,91	–	–	100,00
4647	–	–	–	–	–	–	–
4649	6,22	–	3,11	6,84	–	–	60,00
4661	–	–	–	–	–	–	–
4662	–	–	–	–	–	–	–
4663	5,97	–	5,97	5,97	–	–	–
4671	–	–	–	–	–	–	–
4672	19,41	–	15,25	19,41	–	–	57,14
4673	9,21	–	2,30	9,21	–	–	75,00
4679	8,90	–	8,90	8,90	–	–	57,14
4681	18,13	–	15,11	12,09	–	–	50,00
4682	17,42	–	17,42	8,71	–	–	50,00
4683	3,63	–	3,63	3,63	–	–	100,00
4687	–	–	–	13,88	1.388,09	–	–
4689	6,40	–	4,00	3,60	80,00	125,00	62,50
4691	6,49	–	3,24	6,49	–	–	77,78
4692	–	–	–	–	–	–	–
4693	9,00	–	4,09	7,64	–	–	75,76
4711	8,74	–	4,31	8,68	–	–	65,75
4712	0,60	–	0,15	0,60	–	–	25,00
4713	3,14	–	0,35	3,14	–	–	77,78
4721	4,73	–	3,68	4,73	–	–	100,00
4722	6,82	–	5,46	6,14	–	–	70,00
4723	3,38	–	1,13	3,38	–	–	66,67
4724	1,07	–	–	1,07	–	–	–
4729	2,82	–	2,26	2,26	–	–	100,00
4731	1,64	–	0,66	1,80	16,41	100,00	80,00
4741	4,29	–	4,29	4,29	–	–	100,00
4742	4,45	–	4,45	4,45	–	–	50,00
4743	3,57	–	3,57	3,57	–	–	50,00
4744	3,56	0,33	1,45	3,56	–	–	56,25
4751	4,02	0,57	1,72	4,02	–	–	71,43
4752	0,92	–	–	0,92	–	–	100,00
4753	4,55	–	0,98	4,23	–	–	78,57
4754	1,74	0,12	0,23	1,74	11,62	66,67	53,33
4755	0,37	–	–	0,37	–	–	100,00
4756	–	–	–	–	–	–	–
4757	–	–	–	–	–	–	–
4759	2,99	–	–	2,99	–	–	100,00
4761	0,66	–	0,66	0,66	–	–	100,00
4763	1,07	–	–	1,07	–	–	100,00
4771	1,18	–	0,24	1,18	–	–	60,00
4772	1,54	–	–	1,54	–	–	66,67
4773	–	–	–	–	–	–	–

Capítulo 67 - Maranhão

67.2 - Indicadores de acidentes do trabalho, segundo a Classificação Nacional de Atividades Econômicas (CNAE), dos estabelecimentos localizados no estado do Maranhão - 2016

(continuação)

CNAE	INDICADORES DE ACIDENTES DO TRABALHO						
	Incidência (por 1.000 vínculos)	Incidência de Doenças Ocupacionais (por 1.000 vínculos)	Incidência de Acidentes Típicos (por 1.000 vínculos)	Incidência de Incapacidade Temporária (por 1.000 vínculos)	Taxa de Mortalidade (por 100.000 vínculos)	Taxa de Letalidade (por 1.000 acidentes)	Acidentalidade para a faixa 16 a 34 anos (por 100 acidentes)
4774	3,29	–	0,55	3,29	–	–	66,67
4781	1,12	0,11	0,78	1,12	–	–	70,00
4782	0,36	–	–	0,36	–	–	100,00
4783	2,37	–	2,37	2,37	–	–	100,00
4784	5,93	–	0,74	5,93	74,16	125,00	37,50
4789	1,71	–	1,47	1,71	–	–	42,86
4911	16,35	0,18	12,61	6,57	–	–	59,78
4921	7,79	0,16	3,57	7,46	–	–	39,58
4922	3,95	–	2,97	3,95	–	–	50,00
4923	–	–	–	–	–	–	–
4929	2,67	–	–	2,67	–	–	–
4930	12,79	–	8,53	12,02	51,68	40,40	36,36
5030	20,51	–	10,26	17,58	–	–	50,00
5091	2,57	–	–	2,57	–	–	–
5111	12,57	–	3,14	9,43	–	–	75,00
5211	58,66	–	31,29	48,88	–	–	66,67
5212	6,59	–	–	6,59	329,40	500,00	50,00
5223	–	–	–	–	–	–	–
5229	4,91	–	–	4,91	–	–	100,00
5231	22,92	1,27	16,55	17,83	–	–	61,11
5232	36,95	–	22,17	14,78	–	–	60,00
5239	7,37	–	–	7,37	–	–	–
5240	12,10	–	12,10	12,10	–	–	–
5250	26,46	–	19,85	19,85	–	–	50,00
5310	62,70	2,14	53,59	57,34	–	–	37,61
5320	4,85	–	–	4,85	–	–	100,00
5510	1,87	–	0,70	1,64	–	–	25,00
5590	–	–	–	–	–	–	–
5611	3,20	0,21	1,86	2,78	–	–	67,74
5620	4,81	–	4,12	4,81	–	–	35,71
5822	–	–	–	–	–	–	–
5829	–	–	–	–	–	–	–
5911	–	–	–	–	–	–	–
5914	11,02	–	11,02	11,02	–	–	–
6010	–	–	–	–	–	–	–
6021	0,97	–	0,97	0,97	–	–	–
6022	–	–	–	–	–	–	–
6110	–	–	–	–	–	–	–
6120	5,07	–	2,54	5,07	–	–	50,00
6190	6,61	–	6,61	6,61	–	–	100,00
6202	–	–	–	–	–	–	–
6209	4,61	–	–	4,61	–	–	100,00
6421	5,62	–	1,12	5,62	–	–	20,00
6422	11,87	5,93	2,97	11,87	–	–	58,33
6423	2,69	0,90	0,90	2,69	–	–	66,67
6435	–	–	–	–	–	–	–
6462	–	–	–	–	–	–	–
6499	5,91	–	–	5,91	–	–	100,00
6550	13,74	–	–	13,74	–	–	40,00
6619	6,60	–	3,30	6,60	–	–	100,00
6622	–	–	–	–	–	–	–
6810	7,01	–	2,34	7,01	–	–	66,67
6821	5,55	–	5,55	5,55	–	–	100,00
6822	7,40	–	3,17	6,34	–	–	71,43
6911	0,89	–	–	0,89	–	–	–
6912	8,15	–	–	8,15	–	–	50,00
6920	3,10	–	0,44	3,54	–	–	71,43
7020	4,28	–	4,28	4,28	–	–	100,00

Capítulo 67 - Maranhão

67.2 - Indicadores de acidentes do trabalho, segundo a Classificação Nacional de Atividades Econômicas (CNAE), dos estabelecimentos localizados no estado do Maranhão - 2016

(conclusão)

CNAE	INDICADORES DE ACIDENTES DO TRABALHO						
	Incidência (por 1.000 vínculos)	Incidência de Doenças Ocupacionais (por 1.000 vínculos)	Incidência de Acidentes Típicos (por 1.000 vínculos)	Incidência de Incapacidade Temporária (por 1.000 vínculos)	Taxa de Mortalidade (por 100.000 vínculos)	Taxa de Letalidade (por 1.000 acidentes)	Acidentalidade para a faixa 16 a 34 anos (por 100 acidentes)
7112	8,79	–	4,95	7,14	–	–	62,50
7119	8,80	–	6,60	8,80	–	–	100,00
7120	–	–	–	–	–	–	–
7311	–	–	–	–	–	–	–
7319	6,45	–	–	6,45	–	–	100,00
7490	5,52	–	2,21	4,41	–	–	80,00
7711	1,93	–	0,64	1,29	–	–	66,67
7719	–	–	–	–	–	–	–
7723	3,18	–	3,18	3,18	–	–	–
7731	2,20	–	–	2,20	–	–	100,00
7732	7,23	–	1,81	7,23	–	–	50,00
7739	28,08	–	23,12	26,43	–	–	41,18
7810	23,65	–	4,73	23,65	–	–	20,00
7820	5,67	–	1,89	5,67	–	–	50,00
7830	14,66	–	2,93	14,66	–	–	40,00
7911	1,72	–	–	1,72	–	–	–
8011	5,15	–	1,05	4,96	–	–	50,00
8012	15,45	–	5,35	14,26	–	–	46,15
8020	11,92	–	7,95	11,92	–	–	66,67
8111	3,20	–	1,60	3,20	–	–	50,00
8112	4,38	0,63	1,56	4,07	–	–	42,86
8121	4,94	–	2,75	3,98	–	–	38,89
8122	–	–	–	–	–	–	–
8129	15,83	–	7,50	14,99	–	–	57,89
8211	3,16	–	0,86	3,16	–	–	90,91
8219	2,76	–	–	2,76	–	–	–
8220	9,96	–	4,05	9,29	–	–	88,14
8230	–	–	–	–	–	–	–
8291	4,72	–	0,94	4,72	94,45	200,00	100,00
8299	2,73	–	1,71	2,39	–	–	87,50
8411	0,19	0,01	0,15	0,14	0,94	50,00	60,00
8412	0,88	–	–	0,88	–	–	50,00
8423	–	–	–	–	–	–	–
8430	–	–	–	–	–	–	–
8511	44,88	–	2,49	44,88	–	–	50,00
8512	0,22	–	–	0,22	–	–	–
8513	1,98	0,74	0,25	1,98	–	–	37,50
8520	–	–	–	–	–	–	–
8531	3,35	–	1,95	2,51	–	–	33,33
8532	–	–	–	–	–	–	–
8533	1,71	–	0,85	0,85	–	–	50,00
8541	2,01	–	2,01	–	–	–	100,00
8542	–	–	–	–	–	–	–
8550	–	–	–	–	–	–	–
8593	1,69	–	–	1,69	–	–	100,00
8599	2,88	–	2,24	2,88	–	–	22,22
8610	15,81	0,26	11,75	8,03	–	–	41,53
8630	0,93	–	0,31	0,93	–	–	66,67
8640	10,40	–	6,47	7,59	–	–	59,46
8650	7,16	–	1,02	6,13	–	–	85,71
8660	33,31	–	24,98	14,21	–	–	47,06
8690	–	–	–	–	–	–	–
8712	–	–	–	–	–	–	–
8720	–	–	–	–	–	–	–
8730	9,58	–	9,58	9,58	–	–	33,33
8800	8,85	–	7,24	4,83	–	–	27,27
9001	–	–	–	–	–	–	–
9312	–	–	–	–	–	–	–
9313	1,17	–	1,17	1,17	–	–	–
9321	3,03	–	3,03	3,03	–	–	–
9329	–	–	–	–	–	–	–
9411	11,63	–	11,63	11,63	–	–	–
9412	7,53	–	7,53	7,53	–	–	33,33
9420	2,41	1,20	1,20	2,41	–	–	–
9430	3,74	–	2,17	2,17	–	–	51,61
9491	1,69	–	0,42	1,69	–	–	25,00
9499	19,57	–	9,78	18,06	–	–	88,46
9511	3,74	–	–	3,74	–	–	–
9512	19,32	–	9,66	19,32	–	–	100,00
9521	3,43	–	–	3,43	–	–	100,00
9529	–	–	–	–	–	–	–
9601	5,29	–	5,29	5,29	–	–	–
9602	–	–	–	–	–	–	–
9603	4,45	–	1,48	4,45	–	–	66,67
9609	–	–	–	–	–	–	–
Outros (1)	14,47	0,15	9,08	12,62	–	–	63,83

Fonte: DATAPREV, CAT, SUB, CNIS.

Notas: 1. Os dados são preliminares, estando sujeitos a correções.
2. As atividades econômicas que apresentam valores zerados para os indicadores são aquelas onde não ocorreram acidentes no período.

(1) Englobam as atividades que possuíam número médio de vínculos no ano menor que 100.

Capítulo 68 - Piauí

68.1 - Indicadores de acidentes do trabalho, segundo a Classificação Nacional de Atividades Econômicas (CNAE), dos estabelecimentos localizados no estado do Piauí - 2015

(continua)

CNAE	INDICADORES DE ACIDENTES DO TRABALHO						
	Incidência (por 1.000 vínculos)	Incidência de Doenças Ocupacionais (por 1.000 vínculos)	Incidência de Acidentes Típicos (por 1.000 vínculos)	Incidência de Incapacidade Temporária (por 1.000 vínculos)	Taxa de Mortalidade (por 100.000 vínculos)	Taxa de Letalidade (por 1.000 acidentes)	Acidentalidade para a faixa 16 a 34 anos (por 100 acidentes)
TOTAL	**10,83**	**0,17**	**2,62**	**10,28**	**6,26**	**5,78**	**43,95**
0111	11,98	–	4,19	11,98	–	–	35,00
0113	21,53	–	17,94	21,53	–	–	83,33
0115	16,87	–	9,64	16,53	34,43	20,41	59,18
0116	–	–	–	–	–	–	–
0119	17,61	–	10,06	17,61	–	–	71,43
0133	22,73	–	17,05	17,05	–	–	50,00
0151	4,99	–	1,66	4,99	166,37	333,33	33,33
0155	5,90	–	5,90	4,91	–	–	50,00
0161	6,77	–	5,08	6,77	–	–	75,00
0210	4,86	–	4,86	4,86	–	–	50,00
0220	2,55	–	2,55	2,55	–	–	100,00
0321	2,88	–	2,88	2,88	–	–	–
0810	4,10	–	4,10	4,10	–	–	50,00
1011	8,57	–	8,57	8,57	–	–	–
1012	12,04	–	–	12,04	–	–	37,50
1031	–	–	–	–	–	–	–
1033	–	–	–	–	–	–	–
1041	2,96	–	–	2,96	–	–	–
1042	–	–	–	–	–	–	–
1051	–	–	–	–	–	–	–
1053	2,28	–	–	2,28	–	–	100,00
1061	–	–	–	–	–	–	–
1066	13,98	–	11,18	13,98	–	–	60,00
1069	19,46	–	19,46	19,46	–	–	–
1072	26,51	–	15,91	26,51	–	–	40,00
1091	2,04	–	1,53	2,04	–	–	75,00
1094	2,46	–	2,46	2,46	–	–	100,00
1099	2,05	–	2,05	2,05	–	–	100,00
1113	58,36	10,81	17,29	47,55	–	–	55,56
1121	–	–	–	–	–	–	–
1122	47,96	3,76	28,21	38,55	–	–	70,59
1411	–	–	–	–	–	–	–
1412	1,60	–	0,32	1,60	–	–	20,00
1413	–	–	–	–	–	–	–
1510	15,81	–	15,81	15,81	–	–	75,00
1622	4,40	–	4,40	4,40	–	–	100,00
1811	6,18	–	6,18	6,18	–	–	100,00
1813	6,03	–	–	6,03	–	–	100,00
1931	25,58	–	21,31	25,58	–	–	35,71
2062	–	–	–	–	–	–	–
2071	–	–	–	–	–	–	–
2121	19,65	–	9,82	19,65	–	–	83,33
2212	4,63	–	–	4,63	–	–	100,00
2222	11,23	–	4,49	11,23	–	–	40,00
2229	26,82	–	16,09	26,82	–	–	60,00
2319	–	–	–	–	–	–	–
2320	30,52	–	26,45	22,38	–	–	40,00
2330	14,15	–	10,61	14,15	–	–	56,25
2341	–	–	–	–	–	–	–
2342	15,56	0,44	6,67	15,56	44,45	28,57	48,57
2349	–	–	–	–	–	–	–
2391	–	–	–	–	–	–	–
2399	9,70	–	9,70	9,70	–	–	–
2424	78,40	–	47,52	80,78	–	–	72,73
2511	41,73	–	17,88	41,73	–	–	42,86
2512	1,75	–	1,75	1,75	–	–	100,00
2542	–	–	–	–	–	–	–
2599	7,51	–	2,50	7,51	–	–	100,00
2733	28,87	–	23,10	28,87	–	–	100,00
2930	4,04	–	4,04	4,04	–	–	–
3092	6,18	–	3,09	6,18	154,58	250,00	75,00

Capítulo 68 - Piauí

68.1 - Indicadores de acidentes do trabalho, segundo a Classificação Nacional de Atividades Econômicas (CNAE), dos estabelecimentos localizados no estado do Piauí - 2015

(continuação)

CNAE	INDICADORES DE ACIDENTES DO TRABALHO						
	Incidência (por 1.000 vínculos)	Incidência de Doenças Ocupacionais (por 1.000 vínculos)	Incidência de Acidentes Típicos (por 1.000 vínculos)	Incidência de Incapacidade Temporária (por 1.000 vínculos)	Taxa de Mortalidade (por 100.000 vínculos)	Taxa de Letalidade (por 1.000 acidentes)	Acidentalidade para a faixa 16 a 34 anos (por 100 acidentes)
3101	6,80	–	2,27	6,80	–	–	66,67
3102	–	–	–	–	–	–	–
3104	7,29	–	2,91	5,83	–	–	80,00
3250	–	–	–	–	–	–	–
3299	–	–	–	–	–	–	–
3329	15,88	–	10,59	15,88	–	–	100,00
3511	9,20	–	6,13	6,13	–	–	–
3512	15,57	–	12,11	13,40	43,24	27,78	50,00
3600	6,38	–	2,13	6,38	–	–	11,11
3811	13,92	–	8,08	13,92	–	–	45,16
4110	4,08	–	0,58	4,08	–	–	42,86
4120	8,47	0,08	3,99	8,27	8,06	9,52	44,29
4211	26,73	–	6,93	25,74	–	–	55,56
4221	31,61	–	15,45	31,61	–	–	51,11
4299	14,54	1,62	10,50	11,31	–	–	38,89
4313	9,68	–	4,84	9,68	–	–	–
4321	27,60	–	18,40	26,07	–	–	44,44
4322	13,59	–	6,80	13,59	–	–	100,00
4330	2,50	–	1,25	2,50	–	–	100,00
4391	3,07	–	–	3,07	–	–	100,00
4399	12,78	–	5,11	12,78	–	–	60,00
4511	1,35	0,34	–	1,35	–	–	100,00
4520	0,59	–	0,59	0,59	–	–	–
4530	4,55	–	3,21	4,02	26,77	58,82	47,06
4541	3,63	0,45	0,45	3,63	–	–	50,00
4617	28,24	–	7,06	28,24	–	–	–
4619	–	–	–	–	–	–	–
4623	–	–	–	–	–	–	–
4632	3,61	–	3,61	3,61	–	–	–
4633	7,70	–	1,93	7,70	–	–	25,00
4634	–	–	–	–	–	–	–
4635	13,09	–	3,61	13,09	–	–	79,31
4637	4,42	–	–	4,42	–	–	50,00
4639	16,21	–	9,46	16,21	–	–	66,67
4644	1,04	–	–	1,04	–	–	100,00
4645	–	–	–	–	–	–	–
4646	12,99	–	–	12,99	–	–	50,00
4647	3,64	–	3,64	3,64	–	–	100,00
4649	5,16	–	–	5,16	–	–	66,67
4661	7,52	–	7,52	7,52	–	–	100,00
4679	2,99	–	2,99	2,99	–	–	100,00
4681	4,65	–	–	4,65	–	–	–
4683	–	–	–	–	–	–	–
4689	–	–	–	–	–	–	–
4691	1,44	–	0,72	2,16	71,83	500,00	50,00
4693	8,75	0,23	2,76	8,75	23,03	26,32	63,16
4711	5,97	–	3,46	5,85	–	–	60,00
4712	0,39	–	0,39	0,20	–	–	–
4713	2,28	–	0,83	2,28	–	–	45,45
4721	1,48	–	–	1,48	–	–	100,00
4722	1,68	–	–	1,68	–	–	–
4723	19,24	–	8,24	19,24	–	–	85,71
4724	–	–	–	–	–	–	–
4729	–	–	–	–	–	–	–
4731	1,68	–	0,72	1,68	–	–	57,14
4741	–	–	–	–	–	–	–
4742	–	–	–	–	–	–	–
4743	8,93	–	4,47	8,93	–	–	50,00
4744	2,47	–	0,99	2,63	49,31	200,00	66,67
4751	1,20	–	–	1,20	–	–	100,00
4752	–	–	–	–	–	–	–
4753	3,11	–	2,33	3,11	–	–	100,00

Capítulo 68 - Piauí

68.1 - Indicadores de acidentes do trabalho, segundo a Classificação Nacional de Atividades Econômicas (CNAE), dos estabelecimentos localizados no estado do Piauí - 2015

(continuação)

CNAE	INDICADORES DE ACIDENTES DO TRABALHO						
	Incidência (por 1.000 vínculos)	Incidência de Doenças Ocupacionais (por 1.000 vínculos)	Incidência de Acidentes Típicos (por 1.000 vínculos)	Incidência de Incapacidade Temporária (por 1.000 vínculos)	Taxa de Mortalidade (por 100.000 vínculos)	Taxa de Letalidade (por 1.000 acidentes)	Acidentalidade para a faixa 16 a 34 anos (por 100 acidentes)
4754	3,71	–	1,59	3,71	–	–	71,43
4755	2,21	–	1,32	2,21	–	–	40,00
4756	9,43	–	–	9,43	–	–	100,00
4757	6,45	–	–	6,45	–	–	50,00
4759	–	–	–	–	–	–	–
4761	–	–	–	–	–	–	–
4763	2,14	–	–	2,14	–	–	100,00
4771	1,19	–	0,20	1,19	–	–	83,33
4772	–	–	–	–	–	–	–
4773	–	–	–	–	–	–	–
4774	0,84	–	–	0,84	–	–	100,00
4781	3,19	–	0,84	3,19	–	–	63,16
4782	1,34	–	1,34	0,67	–	–	100,00
4783	2,04	–	2,04	2,04	–	–	–
4784	5,16	–	1,29	5,16	–	–	50,00
4789	1,18	–	0,59	1,18	58,94	500,00	50,00
4911	21,12	–	15,84	21,12	527,94	250,00	–
4921	9,02	–	2,54	8,74	–	–	28,13
4922	11,39	–	3,80	9,87	–	–	26,67
4929	3,35	–	3,35	3,35	–	–	100,00
4930	16,75	–	7,24	16,75	90,56	54,05	35,14
5111	114,83	–	–	114,83	–	–	55,00
5211	18,50	–	13,87	18,50	–	–	50,00
5212	29,45	–	–	29,45	–	–	50,00
5223	–	–	–	–	–	–	–
5229	13,52	–	6,76	13,52	676,06	500,00	–
5240	3,47	–	3,47	3,47	–	–	–
5310	59,75	9,28	42,93	48,15	–	–	30,10
5320	–	–	–	–	–	–	–
5510	1,76	–	0,70	1,76	–	–	60,00
5590	–	–	–	–	–	–	–
5611	1,00	–	0,22	0,89	–	–	66,67
5620	3,69	–	1,85	3,69	–	–	–
5822	–	–	–	–	–	–	–
5829	–	–	–	–	–	–	–
5911	–	–	–	–	–	–	–
6010	–	–	–	–	–	–	–
6021	–	–	–	–	–	–	–
6110	10,58	5,29	–	10,58	–	–	50,00
6120	–	–	–	–	–	–	–
6190	4,38	–	4,38	4,38	–	–	100,00
6201	27,15	–	–	27,15	–	–	–
6209	–	–	–	–	–	–	–
6311	19,61	6,54	6,54	19,61	–	–	66,67
6421	6,87	1,96	0,98	6,87	–	–	14,29
6422	16,47	8,23	1,03	17,50	–	–	50,00
6423	4,30	2,15	2,15	4,30	–	–	25,00
6436	–	–	–	–	–	–	–
6550	5,63	–	1,41	5,63	–	–	75,00
6613	–	–	–	–	–	–	–
6622	–	–	–	–	–	–	–
6810	–	–	–	–	–	–	–
6821	–	–	–	–	–	–	–
6822	26,09	–	6,02	26,09	–	–	92,31
6911	–	–	–	–	–	–	–
6912	–	–	–	–	–	–	–
6920	0,63	–	–	0,63	–	–	100,00
7020	–	–	–	–	–	–	–
7111	–	–	–	–	–	–	–
7112	26,14	–	13,69	24,90	–	–	28,57
7119	12,62	–	12,62	12,62	–	–	50,00
7210	27,94	5,59	11,18	22,35	–	–	20,00

Capítulo 68 - Piauí

68.1 - Indicadores de acidentes do trabalho, segundo a Classificação Nacional de Atividades Econômicas (CNAE), dos estabelecimentos localizados no estado do Piauí - 2015

(conclusão)

CNAE	INDICADORES DE ACIDENTES DO TRABALHO						
	Incidência (por 1.000 vínculos)	Incidência de Doenças Ocupacionais (por 1.000 vínculos)	Incidência de Acidentes Típicos (por 1.000 vínculos)	Incidência de Incapacidade Temporária (por 1.000 vínculos)	Taxa de Mortalidade (por 100.000 vínculos)	Taxa de Letalidade (por 1.000 acidentes)	Acidentalidade para a faixa 16 a 34 anos (por 100 acidentes)
7311	6,93	–	–	6,93	–	–	100,00
7319	6,12	–	6,12	6,12	–	–	–
7490	1,47	–	–	1,47	–	–	–
7711	4,30	–	–	4,30	–	–	100,00
7723	–	–	–	–	–	–	–
7729	–	–	–	–	–	–	–
7732	4,33	–	4,33	4,33	–	–	100,00
7733	3,76	–	–	3,76	–	–	100,00
7810	6,76	–	1,18	6,76	–	–	13,04
7820	14,67	–	1,83	14,67	–	–	37,50
7830	1,28	–	–	1,28	–	–	100,00
7911	–	–	–	–	–	–	–
8011	7,01	0,21	0,82	7,01	–	–	52,94
8012	15,59	–	2,23	15,59	–	–	28,57
8020	26,62	–	4,44	26,62	–	–	66,67
8111	3,47	–	–	3,47	–	–	100,00
8112	0,88	–	–	0,88	–	–	–
8121	4,05	–	0,36	4,05	–	–	26,47
8211	9,04	–	1,00	9,04	–	–	33,33
8219	–	–	–	–	–	–	–
8220	7,10	0,47	1,03	6,91	9,34	13,16	86,84
8230	–	–	–	–	–	–	–
8291	3,63	–	1,82	3,63	–	–	100,00
8299	7,96	–	1,22	7,96	–	–	38,46
8411	0,22	0,01	0,09	0,22	–	–	33,33
8412	–	–	–	–	–	–	–
8423	–	–	–	–	–	–	–
8424	–	–	–	–	–	–	–
8430	–	–	–	–	–	–	–
8511	247,31	–	–	247,31	–	–	46,67
8512	0,44	0,44	–	0,44	–	–	–
8513	0,20	–	0,20	0,20	–	–	–
8520	0,85	–	–	1,28	42,66	500,00	–
8531	3,25	–	1,18	2,96	–	–	45,45
8532	1,35	–	–	1,35	–	–	50,00
8533	–	–	–	–	–	–	–
8541	–	–	–	–	–	–	–
8550	–	–	–	–	–	–	–
8593	–	–	–	–	–	–	–
8599	1,37	–	–	1,37	–	–	25,00
8610	16,94	0,54	11,52	13,01	–	–	52,00
8630	–	–	–	–	–	–	–
8640	8,88	–	5,07	6,66	–	–	75,00
8650	1,33	–	–	1,33	–	–	100,00
8660	63,96	–	58,04	15,40	–	–	57,41
8690	–	–	–	–	–	–	–
8711	–	–	–	–	–	–	–
8730	–	–	–	–	–	–	–
8800	–	–	–	–	–	–	–
9102	–	–	–	–	–	–	–
9312	–	–	–	–	–	–	–
9313	2,09	–	–	2,09	–	–	100,00
9329	7,08	–	–	7,08	708,38	1.000,00	–
9411	–	–	–	–	–	–	–
9412	–	–	–	–	–	–	–
9420	–	–	–	–	–	–	–
9430	–	–	–	–	–	–	–
9491	1,28	–	1,28	1,28	–	–	100,00
9492	–	–	–	–	–	–	–
9499	88,94	7,41	22,24	88,94	–	–	66,67
9511	–	–	–	–	–	–	–
9521	3,89	–	–	3,89	–	–	–
9529	–	–	–	–	–	–	–
9601	–	–	–	–	–	–	–
9602	–	–	–	–	–	–	–
9603	–	–	–	–	–	–	–
9609	–	–	–	–	–	–	–
9700	–	–	–	–	–	–	–
Outros(1)	17,41	–	4,75	16,88	26,38	15,15	47,73

Fonte: DATAPREV, CAT, SUB, CNIS.

Notas: 1. Os dados são preliminares, estando sujeitos a correções.
2. As atividades econômicas que apresentam valores zerados para os indicadores são aquelas onde não ocorreram acidentes no período.

(1) Englobam as atividades que possuíam número médio de vínculos no ano menor que 100.

Capítulo 68 - Piauí

68.2 - Indicadores de acidentes do trabalho, segundo a Classificação Nacional de Atividades Econômicas (CNAE), dos estabelecimentos localizados no estado do Piauí - 2016

(continua)

CNAE	INDICADORES DE ACIDENTES DO TRABALHO						
	Incidência (por 1.000 vínculos)	Incidência de Doenças Ocupacionais (por 1.000 vínculos)	Incidência de Acidentes Típicos (por 1.000 vínculos)	Incidência de Incapacidade Temporária (por 1.000 vínculos)	Taxa de Mortalidade (por 100.000 vínculos)	Taxa de Letalidade (por 1.000 acidentes)	Acidentalidade para a faixa 16 a 34 anos (por 100 acidentes)
TOTAL	**10,66**	**0,17**	**2,39**	**10,17**	**3,64**	**3,41**	**43,03**
0111	4,20	–	2,80	4,20	–	–	33,33
0113	11,79	–	7,86	11,79	–	–	66,67
0115	10,49	–	6,99	10,49	43,71	41,67	45,83
0116	–	–	–	–	–	–	–
0119	16,17	–	4,62	16,17	–	–	42,86
0133	6,45	–	6,45	6,45	–	–	–
0151	2,05	–	–	2,05	–	–	–
0155	5,68	–	3,78	4,73	–	–	83,33
0161	7,07	–	5,31	7,07	–	–	25,00
0210	6,46	–	3,23	6,46	–	–	50,00
0220	–	–	–	–	–	–	–
0321	5,67	–	2,83	5,67	–	–	50,00
0810	11,93	–	4,77	11,93	–	–	80,00
1011	–	–	–	–	–	–	–
1012	3,29	–	1,65	3,29	–	–	50,00
1031	–	–	–	–	–	–	–
1033	–	–	–	–	–	–	–
1041	25,63	3,20	12,81	22,42	–	–	62,50
1042	–	–	–	–	–	–	–
1051	–	–	–	–	–	–	–
1053	–	–	–	–	–	–	–
1061	–	–	–	–	–	–	–
1066	22,79	–	8,55	22,79	–	–	75,00
1072	19,96	–	16,63	19,96	–	–	50,00
1091	1,52	–	1,01	1,27	–	–	16,67
1092	–	–	–	–	–	–	–
1094	8,04	–	2,68	8,04	–	–	66,67
1099	–	–	–	–	–	–	–
1113	81,36	26,32	2,39	78,96	–	–	29,41
1121	–	–	–	–	–	–	–
1122	47,10	9,19	27,57	32,17	–	–	60,98
1411	–	–	–	–	–	–	–
1412	3,03	0,38	0,38	3,03	–	–	37,50
1413	–	–	–	–	–	–	–
1414	–	–	–	–	–	–	–
1510	4,23	–	–	4,23	–	–	100,00
1622	–	–	–	–	–	–	–
1811	12,39	–	6,19	12,39	–	–	100,00
1813	–	–	–	–	–	–	–
1931	17,73	–	15,51	17,73	–	–	75,00
2062	18,61	–	18,61	24,82	–	–	33,33
2071	–	–	–	–	–	–	–
2121	15,93	–	9,56	15,93	–	–	80,00
2212	4,70	–	4,70	4,70	–	–	100,00
2222	8,84	–	–	8,84	–	–	66,67
2229	5,86	–	–	5,86	–	–	100,00
2319	–	–	–	–	–	–	–
2320	6,45	–	6,45	6,45	–	–	33,33
2330	12,61	–	8,40	11,56	–	–	58,33
2341	–	–	–	–	–	–	–
2342	17,53	2,12	6,37	17,53	–	–	42,42
2349	–	–	–	–	–	–	–
2391	2,88	–	–	2,88	–	–	100,00
2424	115,31	–	85,87	110,41	–	–	70,21
2511	39,30	–	32,75	39,30	655,02	166,67	66,67
2512	3,87	–	1,94	3,87	–	–	50,00
2599	5,51	–	5,51	5,51	–	–	100,00
2733	30,04	–	22,53	30,04	–	–	75,00
2930	23,05	–	17,29	17,29	–	–	50,00
3092	12,16	–	8,11	12,16	–	–	50,00
3101	2,82	–	2,82	2,82	–	–	–
3102	4,30	–	4,30	4,30	–	–	100,00

Capítulo 68 - Piauí

68.2 - Indicadores de acidentes do trabalho, segundo a Classificação Nacional de Atividades Econômicas (CNAE), dos estabelecimentos localizados no estado do Piauí - 2016

(continuação)

CNAE	INDICADORES DE ACIDENTES DO TRABALHO						
	Incidência (por 1.000 vínculos)	Incidência de Doenças Ocupacionais (por 1.000 vínculos)	Incidência de Acidentes Típicos (por 1.000 vínculos)	Incidência de Incapacidade Temporária (por 1.000 vínculos)	Taxa de Mortalidade (por 100.000 vínculos)	Taxa de Letalidade (por 1.000 acidentes)	Acidentalidade para a faixa 16 a 34 anos (por 100 acidentes)
3104	9,94	–	6,63	9,94	–	–	50,00
3250	–	–	–	–	–	–	–
3299	2,57	–	–	2,57	–	–	–
3314	–	–	–	–	–	–	–
3329	6,54	–	6,54	6,54	–	–	100,00
3511	21,11	–	15,08	18,10	–	–	42,86
3512	23,93	–	17,84	23,06	87,04	36,36	43,64
3600	0,70	–	0,70	0,70	–	–	–
3811	13,87	–	6,94	13,87	–	–	50,00
4110	7,68	–	4,19	7,68	–	–	63,64
4120	9,45	0,17	3,65	9,11	11,05	11,70	40,94
4211	15,52	–	6,90	14,94	–	–	44,44
4221	25,43	–	13,80	25,43	145,30	57,14	51,43
4299	4,84	–	2,90	4,84	–	–	20,00
4313	6,26	–	–	6,26	–	–	–
4321	16,96	–	14,54	15,75	–	–	64,29
4322	3,59	–	–	3,59	–	–	100,00
4330	1,67	–	1,67	1,67	–	–	100,00
4391	17,98	–	5,99	17,98	–	–	66,67
4399	21,36	–	7,12	18,98	–	–	44,44
4511	3,84	1,15	0,77	3,84	–	–	60,00
4520	3,52	–	1,76	3,52	–	–	83,33
4530	4,36	–	2,45	4,36	–	–	56,25
4541	2,73	–	0,45	2,73	–	–	83,33
4617	20,36	–	–	20,36	–	–	33,33
4619	5,25	–	–	5,25	–	–	–
4623	5,22	–	–	5,22	–	–	100,00
4632	9,99	–	3,33	9,99	–	–	66,67
4633	3,79	–	–	3,79	–	–	50,00
4634	–	–	–	–	–	–	–
4635	10,28	0,45	2,23	10,28	44,69	43,48	52,17
4637	6,99	–	2,33	6,99	–	–	66,67
4639	11,76	–	1,47	11,76	–	–	62,50
4644	3,97	–	2,98	3,97	–	–	50,00
4645	–	–	–	–	–	–	–
4646	2,79	–	–	2,79	–	–	100,00
4647	–	–	–	–	–	–	–
4649	–	–	–	–	–	–	–
4661	–	–	–	–	–	–	–
4679	2,83	–	–	2,83	–	–	–
4681	–	–	–	–	–	–	–
4683	8,20	–	–	8,20	–	–	–
4691	3,54	–	1,41	3,54	–	–	80,00
4693	6,57	–	1,52	6,57	–	–	69,23
4711	5,99	–	2,12	5,74	–	–	68,75
4712	0,58	0,19	0,39	0,58	–	–	33,33
4713	0,45	–	–	0,45	–	–	50,00
4721	–	–	–	–	–	–	–
4722	1,60	–	–	1,60	–	–	100,00
4723	4,03	–	–	4,03	–	–	100,00
4724	–	–	–	–	–	–	–
4729	1,75	–	1,75	1,75	–	–	100,00
4731	1,16	0,46	0,23	1,16	–	–	100,00
4741	–	–	–	–	–	–	–
4742	–	–	–	–	–	–	–
4743	9,18	–	4,59	9,18	–	–	50,00
4744	3,47	–	1,21	3,30	17,34	50,00	50,00
4751	3,98	–	–	3,98	–	–	100,00
4752	–	–	–	–	–	–	–
4753	2,69	–	–	2,69	–	–	66,67
4754	3,51	–	1,62	3,51	–	–	69,23
4755	0,93	–	–	0,93	–	–	–
4757	12,63	3,16	6,32	12,63	–	–	50,00

Capítulo 68 - Piauí

68.2 - Indicadores de acidentes do trabalho, segundo a Classificação Nacional de Atividades Econômicas (CNAE), dos estabelecimentos localizados no estado do Piauí - 2016

(continuação)

CNAE	INDICADORES DE ACIDENTES DO TRABALHO						
	Incidência (por 1.000 vínculos)	Incidência de Doenças Ocupacionais (por 1.000 vínculos)	Incidência de Acidentes Típicos (por 1.000 vínculos)	Incidência de Incapacidade Temporária (por 1.000 vínculos)	Taxa de Mortalidade (por 100.000 vínculos)	Taxa de Letalidade (por 1.000 acidentes)	Acidentalidade para a faixa 16 a 34 anos (por 100 acidentes)
4759	5,88	–	–	5,88	–	–	50,00
4761	2,80	–	–	2,80	–	–	66,67
4763	–	–	–	–	–	–	–
4771	1,72	–	0,76	1,72	–	–	88,89
4772	1,80	–	–	1,80	–	–	50,00
4773	–	–	–	–	–	–	–
4774	0,84	–	–	0,84	–	–	–
4781	2,75	–	0,69	2,75	–	–	62,50
4782	4,13	–	0,69	4,13	–	–	100,00
4783	–	–	–	–	–	–	–
4784	1,28	–	–	1,28	–	–	100,00
4789	1,22	–	0,61	0,61	–	–	100,00
4911	10,28	–	5,14	10,28	–	–	–
4921	6,49	–	0,88	6,49	–	–	27,27
4922	10,32	–	0,86	10,32	–	–	8,33
4929	9,14	–	4,57	9,14	–	–	50,00
4930	20,60	–	7,54	19,60	–	–	39,02
5111	25,49	–	–	25,49	–	–	50,00
5211	–	–	–	–	–	–	–
5212	40,10	–	5,01	40,10	–	–	50,00
5223	–	–	–	–	–	–	–
5229	7,52	–	–	7,52	–	–	–
5240	3,51	–	3,51	3,51	–	–	–
5310	49,93	6,54	36,86	42,21	–	–	22,62
5320	4,73	–	4,73	4,73	–	–	100,00
5510	2,45	–	0,70	2,45	–	–	28,57
5590	–	–	–	–	–	–	–
5611	1,19	–	0,43	1,19	–	–	72,73
5620	5,30	–	1,77	5,30	–	–	66,67
5822	–	–	–	–	–	–	–
5829	–	–	–	–	–	–	–
5914	–	–	–	–	–	–	–
6010	–	–	–	–	–	–	–
6021	–	–	–	–	–	–	–
6110	4,74	–	–	4,74	–	–	100,00
6120	10,73	–	–	10,73	–	–	100,00
6190	3,68	–	3,68	3,68	–	–	100,00
6201	8,06	–	–	8,06	–	–	100,00
6209	–	–	–	–	–	–	–
6311	5,99	–	–	5,99	–	–	100,00
6421	15,82	–	12,85	15,82	–	–	62,50
6422	15,49	5,16	3,10	15,49	–	–	46,67
6423	–	–	–	–	–	–	–
6436	–	–	–	–	–	–	–
6550	11,16	–	4,96	8,68	–	–	33,33
6613	1,86	–	–	1,86	–	–	100,00
6622	–	–	–	–	–	–	–
6810	13,84	–	–	13,84	–	–	100,00
6821	–	–	–	–	–	–	–
6822	32,43	–	9,54	32,43	–	–	76,47
6911	–	–	–	–	–	–	–
6912	–	–	–	–	–	–	–
6920	1,66	–	–	1,66	–	–	33,33
7020	–	–	–	–	–	–	–
7112	30,69	–	15,96	29,46	–	–	36,00
7119	37,91	–	12,64	25,28	–	–	66,67
7210	27,95	2,80	22,36	25,16	–	–	10,00
7311	–	–	–	–	–	–	–
7319	–	–	–	–	–	–	–
7490	–	–	–	–	–	–	–
7711	–	–	–	–	–	–	–
7723	–	–	–	–	–	–	–
7729	–	–	–	–	–	–	–

Capítulo 68 - Piauí

68.2 - Indicadores de acidentes do trabalho, segundo a Classificação Nacional de Atividades Econômicas (CNAE), dos estabelecimentos localizados no estado do Piauí - 2016

(conclusão)

CNAE	INDICADORES DE ACIDENTES DO TRABALHO						
	Incidência (por 1.000 vínculos)	Incidência de Doenças Ocupacionais (por 1.000 vínculos)	Incidência de Acidentes Típicos (por 1.000 vínculos)	Incidência de Incapacidade Temporária (por 1.000 vínculos)	Taxa de Mortalidade (por 100.000 vínculos)	Taxa de Letalidade (por 1.000 acidentes)	Acidentalidade para a faixa 16 a 34 anos (por 100 acidentes)
7732	28,63	–	5,73	28,63	–	–	40,00
7810	5,98	–	0,78	5,98	–	–	17,39
7820	6,91	–	–	6,91	–	–	25,00
7830	8,99	–	1,28	8,99	128,48	142,86	42,86
7911	3,05	–	–	3,05	–	–	–
8011	7,05	–	0,41	6,84	–	–	52,94
8012	34,00	–	14,88	34,00	–	–	31,25
8020	9,91	–	6,61	9,91	–	–	66,67
8111	9,57	–	–	9,57	–	–	33,33
8112	1,66	–	–	1,66	–	–	75,00
8121	1,89	–	0,22	1,89	–	–	58,82
8211	5,35	–	1,07	5,35	–	–	20,00
8219	–	–	–	–	–	–	–
8220	8,31	0,19	1,93	8,22	–	–	89,53
8230	–	–	–	–	–	–	–
8291	1,92	–	1,92	1,92	–	–	–
8299	10,43	–	2,90	9,85	–	–	33,33
8411	0,21	0,03	0,07	0,21	–	–	7,14
8412	–	–	–	–	–	–	–
8413	–	–	–	–	–	–	–
8423	–	–	–	–	–	–	–
8424	–	–	–	–	–	–	–
8430	–	–	–	–	–	–	–
8511	177,39	–	–	177,39	–	–	69,23
8512	–	–	–	–	–	–	–
8513	0,61	–	0,36	0,61	–	–	40,00
8520	2,03	–	0,81	2,03	–	–	20,00
8531	2,41	–	0,30	2,41	–	–	37,50
8532	–	–	–	–	–	–	–
8533	–	–	–	–	–	–	–
8541	–	–	–	–	–	–	–
8542	–	–	–	–	–	–	–
8550	–	–	–	–	–	–	–
8593	–	–	–	–	–	–	–
8599	0,36	–	–	0,36	–	–	–
8610	16,11	0,27	10,07	11,95	–	–	54,17
8621	–	–	–	–	–	–	–
8630	0,43	–	0,43	0,43	–	–	100,00
8640	7,48	–	4,05	5,30	–	–	45,83
8650	–	–	–	–	–	–	–
8660	76,25	–	69,32	17,33	–	–	56,06
8690	–	–	–	–	–	–	–
8711	–	–	–	–	–	–	–
8712	–	–	–	–	–	–	–
8730	–	–	–	–	–	–	–
8800	3,96	–	3,96	3,96	–	–	–
9312	–	–	–	–	–	–	–
9313	1,78	–	–	1,78	–	–	–
9321	–	–	–	–	–	–	–
9329	–	–	–	–	–	–	–
9411	–	–	–	–	–	–	–
9412	–	–	–	–	–	–	–
9420	–	–	–	–	–	–	–
9430	0,53	–	0,53	0,53	–	–	–
9491	–	–	–	–	–	–	–
9492	–	–	–	–	–	–	–
9499	112,37	–	47,31	112,37	–	–	84,21
9511	–	–	–	–	–	–	–
9521	6,85	–	–	6,85	–	–	50,00
9529	–	–	–	–	–	–	–
9601	–	–	–	–	–	–	–
9602	–	–	–	–	–	–	–
9603	13,85	–	7,91	11,87	–	–	42,86
9609	–	–	–	–	–	–	–
Outros (1)	14,41	0,14	4,08	13,86	27,18	18,87	41,51

Fonte: DATAPREV, CAT, SUB, CNIS.

Notas: 1. Os dados são preliminares, estando sujeitos a correções.
2. As atividades econômicas que apresentam valores zerados para os indicadores são aquelas onde não ocorreram acidentes no período.

(1) Englobam as atividades que possuíam número médio de vínculos no ano menor que 100.

Capítulo 69 - Ceará

69.1 - Indicadores de acidentes do trabalho, segundo a Classificação Nacional de Atividades Econômicas (CNAE), dos estabelecimentos localizados no estado do Ceará - 2015

(continua)

CNAE	INDICADORES DE ACIDENTES DO TRABALHO						
	Incidência (por 1.000 vínculos)	Incidência de Doenças Ocupacionais (por 1.000 vínculos)	Incidência de Acidentes Típicos (por 1.000 vínculos)	Incidência de Incapacidade Temporária (por 1.000 vínculos)	Taxa de Mortalidade (por 100.000 vínculos)	Taxa de Letalidade (por 1.000 acidentes)	Acidentalidade para a faixa 16 a 34 anos (por 100 acidentes)
TOTAL	**8,85**	**0,18**	**4,49**	**7,97**	**3,87**	**4,38**	**55,21**
0111	19,26	–	–	19,26	–	–	–
0113	4,58	–	4,58	4,58	–	–	–
0116	–	–	–	–	–	–	–
0119	11,49	–	8,73	11,49	22,98	20,00	82,00
0121	6,87	–	1,72	6,87	–	–	75,00
0122	2,83	–	0,94	2,83	–	–	66,67
0133	23,97	0,68	20,13	23,97	–	–	66,98
0139	3,65	–	–	3,65	–	–	–
0151	1,67	–	0,83	1,67	–	–	–
0154	–	–	–	–	–	–	–
0155	10,80	–	5,88	10,25	–	–	62,03
0159	13,30	–	6,65	13,30	–	–	50,00
0161	4,40	–	1,76	4,40	87,92	200,00	60,00
0220	–	–	–	–	–	–	–
0311	28,49	6,47	15,54	25,90	–	–	54,55
0321	6,16	–	3,92	6,71	–	–	63,64
0322	3,08	–	1,54	3,08	–	–	50,00
0600	57,97	–	53,14	9,66	483,09	83,33	33,33
0810	11,45	–	8,24	11,45	45,78	40,00	36,00
0891	–	–	–	–	–	–	–
0899	8,47	–	8,47	8,47	–	–	–
1012	43,84	–	20,24	42,72	–	–	71,79
1013	17,89	–	14,31	17,00	–	–	50,00
1020	5,69	–	3,79	5,69	–	–	75,00
1031	11,04	0,57	6,79	9,62	84,89	76,92	28,21
1033	12,25	–	7,00	12,25	–	–	78,57
1042	–	–	–	–	–	–	–
1043	45,02	–	33,27	39,15	195,73	43,48	65,22
1051	34,15	–	21,57	34,15	–	–	84,21
1052	13,42	–	9,47	12,63	–	–	52,94
1053	4,89	–	1,96	4,89	–	–	80,00
1061	–	–	–	–	–	–	–
1062	39,41	–	28,76	36,21	–	–	64,86
1064	–	–	–	–	–	–	–
1066	14,30	0,41	11,03	14,30	–	–	65,71
1069	9,59	–	7,38	9,59	–	–	61,54
1081	25,39	–	18,56	24,42	–	–	65,38
1091	3,00	0,10	1,55	3,00	–	–	70,97
1092	21,75	–	14,50	21,75	–	–	53,33
1094	23,64	–	18,42	22,34	–	–	69,33
1095	4,22	–	–	4,22	–	–	–
1096	7,43	–	5,57	7,43	–	–	75,00
1099	11,24	–	7,39	10,92	–	–	42,86
1111	15,82	–	9,49	16,62	–	–	55,00
1113	27,98	0,90	19,86	23,47	–	–	70,97
1121	7,99	–	5,32	7,99	–	–	61,11
1122	36,98	0,75	24,28	35,49	37,36	10,10	56,57
1311	5,17	–	3,88	5,17	–	–	37,50
1312	3,72	–	–	3,72	–	–	100,00
1321	15,26	–	11,95	14,49	–	–	66,67
1322	18,87	–	10,16	18,87	–	–	46,15
1323	17,30	–	2,88	14,41	–	–	100,00
1330	15,93	–	11,71	16,40	93,72	58,82	64,71
1340	–	–	–	–	–	–	–
1351	10,27	–	6,16	10,27	–	–	–
1354	19,94	–	11,78	19,03	–	–	81,82
1359	5,26	–	2,63	5,26	–	–	60,00
1411	2,03	–	1,33	2,03	–	–	68,75
1412	6,97	0,40	4,75	5,50	–	–	55,79
1413	3,25	–	1,08	3,25	–	–	–
1414	1,62	–	1,62	1,62	–	–	100,00
1422	–	–	–	–	–	–	–
1510	20,02	–	10,54	19,49	–	–	55,26
1521	7,79	–	1,95	7,79	–	–	–
1529	–	–	–	–	–	–	–
1531	15,97	0,19	10,00	12,97	7,61	4,76	78,81
1532	13,20	–	1,47	13,20	–	–	83,33
1533	5,30	0,27	2,54	5,19	7,68	14,49	61,59
1539	4,94	–	3,18	4,94	–	–	78,57
1540	7,00	–	6,37	7,00	–	–	72,73
1610	13,10	–	9,83	13,10	–	–	100,00

Capítulo 69 - Ceará

69.1 - Indicadores de acidentes do trabalho, segundo a Classificação Nacional de Atividades Econômicas (CNAE), dos estabelecimentos localizados no estado do Ceará - 2015

(continuação)

CNAE	INDICADORES DE ACIDENTES DO TRABALHO						
	Incidência (por 1.000 vínculos)	Incidência de Doenças Ocupacionais (por 1.000 vínculos)	Incidência de Acidentes Típicos (por 1.000 vínculos)	Incidência de Incapacidade Temporária (por 1.000 vínculos)	Taxa de Mortalidade (por 100.000 vínculos)	Taxa de Letalidade (por 1.000 acidentes)	Acidentalidade para a faixa 16 a 34 anos (por 100 acidentes)
1622	8,53	–	8,53	8,53	–	–	20,00
1629	6,04	–	4,02	6,04	–	–	66,67
1721	20,95	–	13,97	20,95	–	–	–
1731	19,14	–	16,53	19,14	–	–	77,27
1733	12,90	–	9,22	11,06	–	–	57,14
1741	2,15	–	2,15	2,15	–	–	100,00
1742	–	–	–	–	–	–	–
1749	8,19	–	5,46	8,19	–	–	33,33
1811	4,09	–	2,04	4,09	–	–	–
1812	3,22	–	–	3,22	–	–	50,00
1813	5,09	–	3,05	5,09	–	–	40,00
1821	4,03	–	–	4,03	–	–	100,00
1822	3,12	–	–	3,12	–	–	–
1921	72,54	3,02	48,36	69,52	–	–	54,17
1931	89,57	–	5,43	89,57	–	–	51,52
2051	2,59	–	2,59	2,59	–	–	–
2061	20,25	–	11,57	20,25	–	–	85,71
2062	7,79	–	3,89	7,79	–	–	25,00
2063	7,20	1,80	5,40	7,20	–	–	25,00
2071	8,89	–	6,84	8,89	–	–	69,23
2073	14,92	–	14,92	14,92	–	–	33,33
2093	9,17	–	9,17	9,17	–	–	100,00
2099	11,04	–	6,63	11,04	–	–	60,00
2121	8,31	0,36	3,61	8,31	–	–	65,22
2212	7,99	–	5,99	7,99	–	–	100,00
2219	13,35	–	4,45	13,35	–	–	66,67
2221	5,51	–	2,75	5,51	–	–	–
2222	8,31	–	6,04	8,31	–	–	54,55
2229	7,89	–	3,58	7,53	35,85	45,45	45,45
2311	15,91	–	9,54	15,91	–	–	60,00
2319	16,87	–	11,25	16,87	–	–	83,33
2320	22,82	0,88	14,04	19,31	–	–	53,85
2330	10,97	–	8,95	9,82	–	–	42,11
2341	3,77	–	3,77	3,77	–	–	–
2342	7,69	–	6,33	7,69	15,08	19,61	70,59
2349	33,81	–	10,68	32,03	–	–	73,68
2391	5,35	–	2,68	5,35	–	–	50,00
2392	34,09	–	29,44	34,09	–	–	63,64
2399	18,26	–	9,13	19,40	–	–	68,75
2412	18,15	–	12,10	18,15	–	–	33,33
2421	14,33	1,51	10,56	11,31	–	–	68,42
2422	87,95	–	39,09	87,95	–	–	77,78
2423	34,32	3,12	28,08	12,48	–	–	18,18
2431	36,11	1,16	31,06	22,91	–	–	69,89
2441	9,71	–	7,77	9,71	–	–	20,00
2451	9,04	–	4,52	9,04	–	–	50,00
2452	31,83	–	–	31,83	–	–	40,00
2511	9,41	1,34	6,72	9,41	–	–	57,14
2512	5,09	–	4,58	4,58	–	–	70,00
2513	–	–	–	–	–	–	–
2521	24,74	–	16,49	24,74	–	–	66,67
2532	23,64	–	16,88	23,64	–	–	85,71
2539	7,11	–	5,68	7,11	–	–	20,00
2542	7,97	–	7,97	7,97	–	–	50,00
2543	7,13	–	7,13	7,13	–	–	–
2591	21,70	–	19,53	21,70	–	–	30,00
2592	4,07	2,04	2,04	4,07	–	–	50,00
2593	10,94	0,84	5,89	12,62	–	–	76,92
2599	11,38	–	8,53	10,43	–	–	66,67
2622	23,97	–	3,42	20,55	–	–	71,43
2640	–	–	–	–	–	–	–
2710	55,63	1,39	47,98	35,46	–	–	90,00
2731	23,74	4,75	4,75	14,25	–	–	60,00
2751	50,02	1,96	36,05	47,78	–	–	66,48
2759	1,57	–	1,57	1,57	–	–	–
2812	15,59	–	7,80	15,59	–	–	100,00
2813	6,30	–	6,30	6,30	–	–	50,00
2823	–	–	–	–	–	–	–
2829	3,31	–	3,31	3,31	–	–	–
2833	4,35	–	4,35	4,35	–	–	–
2840	12,30	–	6,15	12,30	–	–	50,00
2869	56,73	–	44,91	56,73	–	–	50,00

Capítulo 69 - Ceará

69.1 - Indicadores de acidentes do trabalho, segundo a Classificação Nacional de Atividades Econômicas (CNAE), dos estabelecimentos localizados no estado do Ceará - 2015

(continuação)

CNAE	INDICADORES DE ACIDENTES DO TRABALHO						
	Incidência (por 1.000 vínculos)	Incidência de Doenças Ocupacionais (por 1.000 vínculos)	Incidência de Acidentes Típicos (por 1.000 vínculos)	Incidência de Incapacidade Temporária (por 1.000 vínculos)	Taxa de Mortalidade (por 100.000 vínculos)	Taxa de Letalidade (por 1.000 acidentes)	Acidentalidade para a faixa 16 a 34 anos (por 100 acidentes)
2910	2,00	–	2,00	2,00	–	–	100,00
2930	27,67	–	20,29	27,67	–	–	73,33
2943	28,25	–	21,73	26,08	217,31	76,92	30,77
2944	–	–	–	–	–	–	–
2949	5,20	–	–	5,20	–	–	100,00
2950	–	–	–	–	–	–	–
3011	14,18	–	12,40	14,18	–	–	62,50
3031	12,05	–	12,05	12,05	–	–	50,00
3091	16,84	–	13,47	16,84	–	–	60,00
3101	11,23	0,22	8,64	11,23	–	–	67,31
3102	12,36	–	9,45	11,63	–	–	52,94
3103	4,80	–	4,80	4,80	–	–	–
3104	9,29	–	5,07	9,29	–	–	54,55
3211	–	–	–	–	–	–	–
3212	5,19	–	–	5,19	–	–	–
3230	34,73	–	8,68	34,73	–	–	75,00
3250	6,71	–	5,36	9,39	–	–	80,00
3291	4,93	–	–	4,93	–	–	100,00
3292	–	–	–	–	–	–	–
3299	6,65	–	3,99	6,65	–	–	20,00
3311	23,45	–	23,45	23,45	–	–	100,00
3312	–	–	–	–	–	–	–
3313	13,43	1,41	8,49	13,43	–	–	73,68
3314	7,81	–	4,69	7,81	–	–	30,00
3321	5,88	–	5,88	–	–	–	100,00
3329	11,94	–	9,95	11,94	–	–	100,00
3511	50,43	–	44,93	28,42	–	–	47,27
3514	12,78	–	8,52	10,23	–	–	40,00
3600	1,26	–	1,26	1,26	–	–	66,67
3702	–	–	–	–	–	–	–
3811	67,42	0,23	55,73	65,36	45,86	6,80	76,19
3831	16,81	–	11,20	16,81	–	–	33,33
3832	8,53	–	6,82	8,53	–	–	20,00
3839	6,33	–	6,33	6,33	–	–	100,00
4110	10,47	0,18	6,14	10,53	5,85	5,59	45,81
4120	9,36	0,13	6,37	8,31	8,55	9,13	51,60
4211	11,44	–	8,32	11,44	–	–	57,14
4212	–	–	–	–	–	–	–
4213	10,37	–	5,19	10,37	–	–	16,67
4221	19,62	–	13,56	18,78	–	–	48,94
4222	20,46	–	19,06	13,02	–	–	56,82
4291	11,35	–	9,08	11,35	–	–	20,00
4292	12,87	0,30	10,18	7,78	–	–	72,09
4299	17,34	0,67	12,00	17,67	–	–	42,31
4311	2,30	–	2,30	2,30	–	–	–
4313	14,32	–	9,74	13,75	–	–	64,00
4321	12,16	–	8,11	10,86	–	–	61,33
4322	11,52	–	6,48	11,52	71,97	62,50	68,75
4329	7,02	–	3,51	6,14	–	–	87,50
4330	2,06	–	1,18	2,06	–	–	42,86
4391	11,38	–	8,13	13,00	–	–	57,14
4399	8,46	0,32	6,38	6,22	31,92	37,74	54,72
4511	4,41	–	2,43	4,41	–	–	72,41
4520	4,39	–	2,54	4,16	–	–	52,63
4530	4,09	0,10	1,71	4,09	9,50	23,26	67,44
4541	5,29	–	0,81	5,09	–	–	61,54
4543	–	–	–	–	–	–	–
4616	–	–	–	–	–	–	–
4617	17,33	–	11,55	17,33	–	–	80,00
4618	–	–	–	–	–	–	–
4619	4,08	–	2,04	4,08	–	–	–
4623	2,92	–	–	2,92	–	–	100,00
4631	–	–	–	–	–	–	–
4632	5,40	–	3,00	5,40	–	–	66,67
4633	4,56	–	3,65	4,56	–	–	20,00
4634	18,09	1,01	12,06	18,09	–	–	61,11
4635	16,89	–	8,29	16,59	–	–	78,95
4636	13,23	–	13,23	6,62	–	–	50,00
4637	5,20	–	1,16	5,20	57,76	111,11	77,78
4639	8,35	–	4,62	7,89	–	–	68,92
4641	1,25	–	1,25	1,25	–	–	100,00
4642	1,27	–	0,64	1,27	63,56	500,00	100,00

Capítulo 69 - Ceará

69.1 - Indicadores de acidentes do trabalho, segundo a Classificação Nacional de Atividades Econômicas (CNAE), dos estabelecimentos localizados no estado do Ceará - 2015

(continuação)

CNAE	INDICADORES DE ACIDENTES DO TRABALHO						
	Incidência (por 1.000 vínculos)	Incidência de Doenças Ocupacionais (por 1.000 vínculos)	Incidência de Acidentes Típicos (por 1.000 vínculos)	Incidência de Incapacidade Temporária (por 1.000 vínculos)	Taxa de Mortalidade (por 100.000 vínculos)	Taxa de Letalidade (por 1.000 acidentes)	Acidentalidade para a faixa 16 a 34 anos (por 100 acidentes)
4643	–	–	–	–	–	–	–
4644	2,85	–	1,78	2,85	–	–	50,00
4645	3,35	–	2,23	3,35	–	–	33,33
4646	6,10	–	5,43	5,43	–	–	88,89
4647	5,51	–	2,36	5,51	–	–	28,57
4649	4,54	–	2,09	4,19	–	–	76,92
4651	7,43	1,49	1,49	7,43	–	–	40,00
4652	–	–	–	–	–	–	–
4661	–	–	–	–	–	–	–
4662	13,87	–	13,87	6,93	–	–	25,00
4663	–	–	–	–	–	–	–
4664	–	–	–	–	–	–	–
4665	–	–	–	–	–	–	–
4669	–	–	–	–	–	–	–
4671	16,54	–	11,03	16,54	–	–	44,44
4672	11,52	–	7,68	11,52	–	–	80,00
4673	4,51	–	4,51	4,51	–	–	100,00
4674	8,61	–	5,74	5,74	–	–	33,33
4679	11,15	–	6,69	11,15	–	–	55,00
4681	5,22	–	3,48	5,22	–	–	–
4682	16,57	–	12,43	12,43	–	–	62,50
4683	9,54	–	–	9,54	–	–	100,00
4684	10,96	–	5,48	10,96	–	–	50,00
4685	15,17	–	4,34	13,01	–	–	42,86
4686	7,34	–	–	7,34	–	–	–
4687	13,16	–	10,53	13,16	–	–	100,00
4689	16,46	–	16,46	16,46	–	–	50,00
4691	3,16	–	–	3,16	–	–	100,00
4693	7,27	–	0,81	7,27	–	–	44,44
4711	10,72	0,09	6,64	10,48	8,86	8,26	65,84
4712	2,41	0,07	1,76	2,41	6,52	27,03	67,57
4713	4,44	0,34	2,05	4,10	–	–	76,92
4721	0,57	–	0,29	0,57	–	–	50,00
4722	5,99	–	2,77	6,46	–	–	69,23
4723	4,11	–	1,17	4,11	–	–	57,14
4724	3,54	–	1,18	3,54	–	–	100,00
4729	1,97	–	0,79	2,36	–	–	60,00
4731	2,97	0,10	0,61	2,97	–	–	79,31
4732	6,26	–	6,26	6,26	–	–	–
4741	7,27	–	2,91	7,27	–	–	80,00
4742	2,24	1,12	–	2,24	–	–	50,00
4743	1,21	–	–	1,21	–	–	–
4744	4,23	0,27	2,42	4,30	6,72	15,87	52,38
4751	2,58	–	0,32	2,25	–	–	100,00
4752	1,75	–	0,58	1,75	–	–	66,67
4753	2,98	–	0,88	3,15	17,51	58,82	76,47
4754	2,78	–	1,08	2,78	–	–	77,42
4755	1,13	–	0,81	1,13	–	–	71,43
4756	–	–	–	–	–	–	–
4757	0,94	–	–	0,94	–	–	–
4759	1,70	–	1,13	1,70	–	–	66,67
4761	1,92	–	0,77	1,53	–	–	80,00
4762	–	–	–	–	–	–	–
4763	3,93	–	1,79	3,93	–	–	63,64
4771	1,88	–	0,87	1,88	–	–	46,43
4772	0,79	–	0,26	0,79	–	–	66,67
4773	–	–	–	–	–	–	–
4774	–	–	–	–	–	–	–
4781	1,00	–	0,35	0,94	–	–	88,24
4782	2,65	0,14	0,56	2,65	–	–	84,21
4783	–	–	–	–	–	–	–
4784	10,99	0,71	5,67	10,99	–	–	48,39
4785	–	–	–	–	–	–	–
4789	2,22	–	0,89	2,22	–	–	55,00
4911	27,11	–	21,69	23,04	–	–	40,00
4912	32,90	–	23,03	32,90	–	–	20,00
4921	6,24	0,08	1,91	6,16	–	–	42,67
4922	9,99	0,36	3,93	4,28	–	–	39,29
4923	2,27	–	–	2,27	–	–	50,00
4924	–	–	–	–	–	–	–
4929	3,16	–	1,58	3,16	–	–	50,00
4930	8,85	0,31	5,52	8,41	–	–	51,06

Capítulo 69 - Ceará

69.1 - Indicadores de acidentes do trabalho, segundo a Classificação Nacional de Atividades Econômicas (CNAE), dos estabelecimentos localizados no estado do Ceará - 2015

(continuação)

CNAE	INDICADORES DE ACIDENTES DO TRABALHO						
	Incidência (por 1.000 vínculos)	Incidência de Doenças Ocupacionais (por 1.000 vínculos)	Incidência de Acidentes Típicos (por 1.000 vínculos)	Incidência de Incapacidade Temporária (por 1.000 vínculos)	Taxa de Mortalidade (por 100.000 vínculos)	Taxa de Letalidade (por 1.000 acidentes)	Acidentalidade para a faixa 16 a 34 anos (por 100 acidentes)
4940	18,23	–	12,15	–	–	–	66,67
5030	26,07	–	14,49	23,18	–	–	33,33
5111	30,46	–	15,79	29,33	–	–	70,37
5112	–	–	–	–	–	–	–
5211	6,15	–	6,15	6,15	–	–	100,00
5212	25,13	–	1,73	25,13	–	–	31,03
5221	–	–	–	–	–	–	–
5222	17,49	–	17,49	11,66	–	–	66,67
5223	2,47	–	1,65	2,47	–	–	33,33
5229	11,06	–	5,53	11,06	–	–	66,67
5231	16,57	–	11,05	15,47	–	–	53,33
5232	9,20	–	9,20	–	–	–	–
5239	4,45	–	4,45	4,45	–	–	–
5240	12,76	–	8,93	8,93	–	–	40,00
5250	5,90	–	1,97	3,93	–	–	33,33
5310	89,22	1,29	68,86	88,90	–	–	42,03
5320	11,11	0,46	5,55	11,11	–	–	50,00
5510	7,05	0,18	4,32	7,05	–	–	57,50
5590	–	–	–	–	–	–	–
5611	2,84	0,09	1,38	2,84	–	–	66,67
5612	–	–	–	–	–	–	–
5620	12,04	0,32	7,92	11,40	–	–	52,63
5811	–	–	–	–	–	–	–
5812	12,11	–	7,26	12,11	–	–	50,00
5821	5,13	–	5,13	5,13	–	–	100,00
5822	20,61	2,94	11,78	20,61	–	–	28,57
5829	2,53	–	2,53	2,53	–	–	100,00
5911	–	–	–	–	–	–	–
5914	5,25	–	2,62	5,25	–	–	100,00
5920	–	–	–	–	–	–	–
6010	–	–	–	–	–	–	–
6021	12,85	–	6,43	11,93	–	–	78,57
6110	18,26	7,83	3,26	15,00	–	–	78,57
6120	4,97	–	1,66	4,97	–	–	100,00
6141	13,43	2,69	2,69	13,43	–	–	60,00
6190	5,49	–	4,80	4,80	–	–	75,00
6201	6,30	–	1,26	6,30	–	–	60,00
6202	4,47	–	1,12	4,47	–	–	100,00
6203	4,35	–	1,09	4,35	–	–	75,00
6204	6,28	0,70	0,70	5,58	–	–	66,67
6209	3,07	–	2,04	2,04	–	–	33,33
6311	9,56	–	4,78	9,56	–	–	50,00
6319	–	–	–	–	–	–	–
6399	–	–	–	–	–	–	–
6421	12,17	1,95	5,35	11,68	–	–	28,00
6422	6,86	3,29	1,37	6,86	–	–	44,00
6423	2,97	0,74	1,11	2,97	–	–	25,00
6424	13,25	–	–	13,25	–	–	33,33
6436	28,08	16,85	–	28,08	–	–	80,00
6462	4,18	–	2,09	3,13	104,48	250,00	75,00
6463	3,04	–	1,52	3,04	–	–	–
6491	4,77	–	–	4,77	–	–	–
6493	–	–	–	–	–	–	–
6511	7,32	–	7,32	7,32	–	–	–
6512	–	–	–	–	–	–	–
6550	6,71	0,31	3,36	6,10	–	–	77,27
6613	6,91	–	3,46	6,91	–	–	50,00
6619	1,94	1,94	–	1,94	–	–	100,00
6621	–	–	–	–	–	–	–
6622	4,54	–	0,91	4,54	–	–	100,00
6810	12,86	–	9,39	13,21	–	–	48,65
6821	3,67	–	–	3,67	–	–	50,00
6822	12,23	–	8,16	12,23	–	–	55,56
6911	–	–	–	–	–	–	–
6912	–	–	–	–	–	–	–
6920	2,05	–	0,32	1,89	15,77	76,92	61,54
7020	2,34	–	–	2,34	–	–	100,00
7111	2,98	–	–	2,98	–	–	100,00
7112	10,77	–	7,60	9,82	–	–	58,82
7119	1,39	–	1,39	1,39	–	–	100,00
7120	13,62	–	–	13,62	–	–	100,00
7210	12,59	–	9,44	9,44	–	–	–

Capítulo 69 - Ceará

69.1 - Indicadores de acidentes do trabalho, segundo a Classificação Nacional de Atividades Econômicas (CNAE), dos estabelecimentos localizados no estado do Ceará - 2015

(conclusão)

CNAE	INDICADORES DE ACIDENTES DO TRABALHO						
	Incidência (por 1.000 vínculos)	Incidência de Doenças Ocupacionais (por 1.000 vínculos)	Incidência de Acidentes Típicos (por 1.000 vínculos)	Incidência de Incapacidade Temporária (por 1.000 vínculos)	Taxa de Mortalidade (por 100.000 vínculos)	Taxa de Letalidade (por 1.000 acidentes)	Acidentalidade para a faixa 16 a 34 anos (por 100 acidentes)
7311	9,21	–	–	9,21	–	–	60,00
7312	–	–	–	–	–	–	–
7319	5,09	–	4,25	5,09	–	–	66,67
7320	16,12	–	–	16,12	–	–	50,00
7420	24,65	–	–	24,65	–	–	28,57
7490	5,59	0,35	1,40	5,24	–	–	75,00
7500	–	–	–	–	–	–	–
7711	3,83	–	1,60	3,83	–	–	66,67
7719	6,04	–	–	6,04	–	–	100,00
7721	–	–	–	–	–	–	–
7722	8,06	–	8,06	8,06	–	–	100,00
7723	2,56	–	–	2,56	–	–	–
7729	2,97	–	–	2,97	–	–	100,00
7732	11,61	–	7,31	11,61	–	–	62,96
7733	4,16	–	–	4,16	–	–	100,00
7739	14,05	0,64	8,30	11,49	–	–	59,09
7810	2,83	0,07	0,79	2,76	–	–	53,49
7820	4,97	–	1,35	5,04	–	–	45,71
7830	1,89	0,05	0,47	1,84	–	–	41,67
7911	2,94	–	2,20	2,94	–	–	75,00
7990	–	–	–	–	–	–	–
8011	9,01	–	1,43	9,11	20,47	22,73	46,02
8012	34,05	–	13,80	34,05	–	–	62,16
8020	8,83	–	4,81	8,83	–	–	90,91
8111	12,13	–	3,12	12,13	–	–	71,43
8112	5,05	0,14	2,83	4,98	6,91	13,70	47,95
8121	7,31	0,47	2,59	7,08	–	–	41,94
8122	16,14	–	5,38	8,07	–	–	83,33
8129	3,17	–	1,59	3,17	–	–	–
8130	2,74	–	1,37	2,74	–	–	50,00
8211	4,54	–	1,63	4,54	–	–	64,00
8219	4,90	–	2,45	4,90	–	–	50,00
8220	9,62	1,25	1,14	9,45	–	–	83,05
8230	3,36	–	1,68	2,52	–	–	75,00
8291	2,51	–	0,28	2,51	–	–	66,67
8299	3,79	0,05	1,76	3,74	10,68	28,17	38,03
8411	0,32	0,01	0,10	0,31	1,42	44,12	30,88
8412	–	–	–	–	–	–	–
8413	–	–	–	–	–	–	–
8423	1,60	–	1,60	1,60	–	–	–
8430	–	–	–	–	–	–	–
8511	34,81	–	3,48	34,81	–	–	40,00
8512	0,85	–	0,43	0,85	–	–	16,67
8513	1,59	–	0,57	1,47	–	–	44,00
8520	1,37	–	1,03	1,37	–	–	41,67
8531	2,47	–	1,59	2,65	–	–	28,57
8532	3,45	–	1,87	3,02	–	–	25,00
8533	8,96	–	8,96	8,96	–	–	–
8541	0,88	–	0,88	0,88	–	–	–
8542	2,64	–	0,53	2,64	–	–	60,00
8550	1,32	–	1,32	1,32	–	–	–
8591	6,53	–	–	6,53	–	–	100,00
8593	1,68	–	0,84	1,68	–	–	50,00
8599	5,38	0,26	2,49	4,85	–	–	39,02
8610	31,18	0,23	23,64	17,46	4,68	1,50	56,46
8630	5,10	–	2,65	4,28	–	–	80,00
8640	10,03	0,19	5,86	7,57	–	–	60,38
8650	3,05	–	1,74	2,61	–	–	57,14
8660	47,65	0,71	38,38	12,98	–	–	55,69
8690	7,76	–	4,12	5,58	–	–	40,63
8711	–	–	–	–	–	–	–
8712	18,08	1,39	11,13	18,08	–	–	69,23
8730	4,99	–	4,99	4,99	–	–	50,00
8800	17,67	–	12,20	15,56	–	–	47,62
9001	10,78	1,80	3,59	10,78	–	–	33,33
9312	0,98	–	0,98	0,98	–	–	100,00
9313	2,89	–	0,96	3,37	–	–	83,33
9319	3,87	–	3,87	3,87	–	–	–
9321	12,93	–	8,80	12,93	–	–	56,00
9329	–	–	–	–	–	–	–
9411	12,39	–	4,96	12,39	–	–	40,00
9412	8,24	0,69	2,06	8,24	–	–	25,00
9420	3,19	1,28	0,64	3,83	–	–	20,00
9430	2,02	–	1,06	1,81	–	–	31,58
9491	1,68	1,01	0,67	1,68	–	–	–
9492	–	–	–	–	–	–	–
9493	6,63	–	3,31	6,63	–	–	–
9499	8,32	–	4,30	8,19	–	–	82,26
9511	2,82	–	0,94	2,82	93,95	333,33	66,67
9512	22,21	–	22,21	5,55	–	–	50,00
9521	3,00	–	1,00	3,00	–	–	–
9529	–	–	–	–	–	–	–
9601	4,51	–	2,05	4,51	41,00	90,91	45,45
9602	1,51	0,25	1,01	1,51	–	–	50,00
9603	5,79	–	2,89	5,15	–	–	44,44
9609	0,73	–	–	0,73	–	–	–
9700	–	–	–	–	–	–	–
Outros(1)	12,50	–	7,22	11,09	–	–	60,56

Fonte: DATAPREV, CAT, SUB, CNIS.

Notas: 1. Os dados são preliminares, estando sujeitos a correções.
2. As atividades econômicas que apresentam valores zerados para os indicadores são aquelas onde não ocorreram acidentes no período.

(1) Englobam as atividades que possuíam número médio de vínculos no ano menor que 100.

Capítulo 69 - Ceará

69.2 - Indicadores de acidentes do trabalho, segundo a Classificação Nacional de Atividades Econômicas (CNAE), dos estabelecimentos localizados no estado do Ceará - 2016

(continua)

CNAE	INDICADORES DE ACIDENTES DO TRABALHO						
	Incidência (por 1.000 vínculos)	Incidência de Doenças Ocupacionais (por 1.000 vínculos)	Incidência de Acidentes Típicos (por 1.000 vínculos)	Incidência de Incapacidade Temporária (por 1.000 vínculos)	Taxa de Mortalidade (por 100.000 vínculos)	Taxa de Letalidade (por 1.000 acidentes)	Acidentalidade para a faixa 16 a 34 anos (por 100 acidentes)
TOTAL	**9,23**	**0,15**	**4,77**	**8,26**	**4,69**	**5,08**	**53,90**
0111	–	–	–	–	–	–	–
0113	–	–	–	–	–	–	–
0116	–	–	–	–	–	–	–
0119	11,09	–	8,87	11,09	–	–	68,89
0121	11,85	–	–	11,85	–	–	100,00
0122	2,78	–	1,85	2,78	–	–	66,67
0133	25,93	–	21,65	25,93	–	–	60,19
0139	1,29	–	–	1,29	–	–	–
0151	3,43	–	0,86	3,43	–	–	50,00
0154	15,95	–	3,99	15,95	–	–	75,00
0155	9,54	–	5,53	9,40	27,65	28,99	49,28
0159	–	–	–	–	–	–	–
0161	3,02	–	3,02	3,02	–	–	66,67
0220	1,73	–	–	1,73	–	–	100,00
0311	9,34	1,87	1,87	9,34	–	–	80,00
0321	1,95	–	0,65	1,95	65,08	333,33	66,67
0322	4,02	–	2,01	4,02	–	–	100,00
0600	–	–	–	–	–	–	–
0810	10,55	–	8,63	10,55	–	–	59,09
0891	–	–	–	–	–	–	–
0899	–	–	–	–	–	–	–
1011	–	–	–	–	–	–	–
1012	22,22	–	9,36	23,39	–	–	68,42
1013	13,58	–	7,76	13,58	–	–	28,57
1020	7,86	–	4,49	7,30	–	–	50,00
1031	10,94	0,30	7,30	9,42	–	–	36,11
1033	22,48	–	11,78	22,48	–	–	52,38
1042	4,61	–	4,61	4,61	–	–	100,00
1043	35,93	–	27,48	33,82	–	–	47,06
1051	8,64	–	6,91	8,64	–	–	100,00
1052	6,85	–	3,04	6,85	–	–	77,78
1053	6,74	–	5,78	6,74	–	–	42,86
1061	20,61	–	20,61	20,61	–	–	66,67
1062	141,14	–	106,13	123,63	–	–	64,34
1064	–	–	–	–	–	–	–
1066	11,21	–	7,94	11,21	–	–	54,17
1069	12,55	0,78	8,63	13,33	–	–	50,00
1081	22,76	–	12,75	22,76	–	–	48,00
1091	2,90	–	1,65	2,90	–	–	60,00
1092	12,10	–	6,05	9,07	–	–	62,50
1093	–	–	–	–	–	–	–
1094	16,40	–	10,18	15,49	–	–	55,56
1095	27,31	–	13,66	27,31	455,24	166,67	66,67
1096	24,82	–	22,56	24,82	–	–	27,27
1099	7,39	–	4,10	7,39	27,37	37,04	44,44
1111	6,85	–	2,57	6,85	–	–	50,00
1113	22,47	–	12,70	18,56	–	–	60,87
1121	7,67	–	4,44	7,67	–	–	68,42
1122	35,94	0,93	21,94	35,01	–	–	57,14
1311	5,53	–	5,10	5,10	–	–	23,08
1312	4,19	–	4,19	4,19	–	–	–
1321	11,39	–	9,58	9,06	–	–	68,18
1322	17,59	–	17,59	17,59	–	–	50,00
1323	14,41	3,60	3,60	14,41	–	–	100,00
1330	17,37	–	13,90	16,87	–	–	40,00
1340	4,25	–	2,12	4,25	–	–	100,00
1351	10,03	–	5,01	10,03	–	–	–
1354	11,35	–	7,22	11,35	–	–	54,55
1359	8,93	–	4,17	8,93	–	–	73,33
1411	2,57	–	1,42	2,57	–	–	68,42
1412	7,73	1,51	3,97	5,48	–	–	49,13
1413	3,98	–	2,65	3,98	–	–	33,33
1414	4,10	–	2,05	4,10	–	–	100,00
1422	–	–	–	–	–	–	–
1510	14,30	–	4,95	14,30	–	–	42,31
1521	11,04	–	4,42	11,04	–	–	20,00
1529	–	–	–	–	–	–	–
1531	18,46	0,08	12,11	15,05	7,94	4,30	71,40
1532	9,16	–	2,29	9,16	–	–	91,67
1533	10,72	0,14	7,13	10,67	13,98	13,04	72,61
1539	8,39	–	2,29	8,39	38,12	45,45	81,82
1540	9,75	–	4,27	9,14	60,94	62,50	75,00

Capítulo 69 - Ceará

69.2 - Indicadores de acidentes do trabalho, segundo a Classificação Nacional de Atividades Econômicas (CNAE), dos estabelecimentos localizados no estado do Ceará - 2016

(continuação)

CNAE	INDICADORES DE ACIDENTES DO TRABALHO						
	Incidência (por 1.000 vínculos)	Incidência de Doenças Ocupacionais (por 1.000 vínculos)	Incidência de Acidentes Típicos (por 1.000 vínculos)	Incidência de Incapacidade Temporária (por 1.000 vínculos)	Taxa de Mortalidade (por 100.000 vínculos)	Taxa de Letalidade (por 1.000 acidentes)	Acidentalidade para a faixa 16 a 34 anos (por 100 acidentes)
1610	3,57	–	3,57	3,57	–	–	–
1622	13,31	–	9,51	13,31	–	–	71,43
1629	2,13	–	–	2,13	–	–	–
1721	–	–	–	–	–	–	–
1731	23,82	1,04	16,57	22,79	–	–	60,87
1733	29,14	–	25,25	17,48	–	–	66,67
1741	6,04	–	4,03	6,04	–	–	100,00
1742	11,83	–	11,83	11,83	–	–	100,00
1749	17,69	–	11,80	17,69	–	–	33,33
1811	18,13	2,01	10,07	18,13	–	–	77,78
1812	4,91	–	–	4,91	–	–	66,67
1813	4,13	–	2,07	4,13	–	–	87,50
1821	9,54	–	9,54	9,54	476,95	500,00	–
1822	3,55	–	3,55	3,55	–	–	100,00
1921	37,55	–	37,55	6,26	–	–	41,67
1931	102,16	–	–	102,16	–	–	53,33
2014	–	–	–	–	–	–	–
2051	–	–	–	–	–	–	–
2061	5,70	–	5,70	5,70	–	–	100,00
2062	2,01	–	–	2,01	–	–	100,00
2063	7,03	–	5,27	7,03	–	–	75,00
2071	7,75	–	3,10	7,75	77,52	100,00	70,00
2073	18,42	–	6,14	12,28	–	–	–
2093	7,69	–	7,69	7,69	–	–	100,00
2099	9,52	–	2,38	9,52	–	–	25,00
2121	13,42	–	7,28	13,42	–	–	60,00
2212	–	–	–	–	–	–	–
2219	16,77	1,20	11,98	15,58	–	–	71,43
2221	3,42	–	3,42	3,42	–	–	–
2222	7,13	–	3,17	7,92	79,22	111,11	22,22
2229	10,44	–	6,83	10,44	–	–	69,23
2311	12,33	–	9,25	12,33	–	–	50,00
2319	6,22	–	–	6,22	–	–	100,00
2320	33,17	–	25,59	20,85	–	–	57,14
2330	15,40	–	13,32	15,40	–	–	50,00
2341	9,24	–	4,62	9,24	–	–	50,00
2342	7,23	–	5,16	7,23	–	–	54,76
2349	13,92	–	13,92	12,18	–	–	87,50
2391	6,63	–	3,79	6,63	–	–	42,86
2392	24,59	–	21,08	24,59	–	–	71,43
2399	16,62	–	8,31	16,62	–	–	78,57
2412	10,92	–	10,92	10,92	–	–	50,00
2421	9,88	0,38	9,50	5,32	–	–	65,38
2422	102,07	–	76,56	108,45	–	–	81,25
2423	34,12	–	27,30	20,47	–	–	60,00
2431	27,48	–	20,34	20,34	–	–	76,00
2441	4,59	–	4,59	4,59	–	–	50,00
2451	–	–	–	–	–	–	–
2452	–	–	–	–	–	–	–
2511	11,85	–	9,31	11,85	–	–	50,00
2512	7,16	–	3,31	7,16	–	–	46,15
2532	39,97	–	27,98	39,97	–	–	50,00
2539	4,21	–	3,16	3,16	–	–	25,00
2542	8,23	–	4,11	8,23	–	–	100,00
2543	37,01	–	37,01	27,76	–	–	–
2591	12,45	–	9,96	12,45	–	–	40,00
2592	14,48	–	12,07	14,48	–	–	33,33
2593	4,57	–	3,66	4,57	–	–	60,00
2599	12,67	–	8,06	12,67	–	–	45,45
2622	8,94	–	8,94	4,47	–	–	50,00
2710	47,78	0,44	36,72	44,24	–	–	78,70
2731	8,29	–	–	8,29	–	–	100,00
2751	37,82	0,62	26,14	37,21	30,75	8,13	65,04
2759	10,63	–	10,63	10,63	–	–	57,14
2812	27,69	–	18,46	27,69	–	–	33,33
2813	14,00	–	14,00	14,00	–	–	75,00
2823	3,04	–	3,04	3,04	–	–	100,00
2829	–	–	–	–	–	–	–
2833	5,04	–	5,04	5,04	–	–	–
2840	6,96	–	–	–	–	–	100,00
2861	9,48	–	9,48	9,48	–	–	100,00
2869	22,09	–	16,57	22,09	–	–	62,50
2910	–	–	–	–	–	–	–

Capítulo 69 - Ceará

69.2 - Indicadores de acidentes do trabalho, segundo a Classificação Nacional de Atividades Econômicas (CNAE), dos estabelecimentos localizados no estado do Ceará - 2016

(continuação)

CNAE	INDICADORES DE ACIDENTES DO TRABALHO						
	Incidência (por 1.000 vínculos)	Incidência de Doenças Ocupacionais (por 1.000 vínculos)	Incidência de Acidentes Típicos (por 1.000 vínculos)	Incidência de Incapacidade Temporária (por 1.000 vínculos)	Taxa de Mortalidade (por 100.000 vínculos)	Taxa de Letalidade (por 1.000 acidentes)	Acidentalidade para a faixa 16 a 34 anos (por 100 acidentes)
2930	13,74	–	10,99	13,74	–	–	100,00
2943	15,81	–	10,54	15,81	–	–	33,33
2949	14,73	–	14,73	14,73	–	–	–
2950	10,23	–	3,41	10,23	–	–	66,67
3011	25,54	–	23,94	25,54	–	–	68,75
3091	25,03	–	18,77	25,03	–	–	75,00
3101	9,42	–	6,13	9,42	–	–	67,50
3102	8,47	0,85	5,93	7,63	–	–	50,00
3103	5,19	–	2,60	5,19	–	–	50,00
3104	12,56	2,09	3,14	13,60	–	–	41,67
3211	–	–	–	–	–	–	–
3212	5,86	–	5,86	5,86	–	–	–
3250	1,34	–	–	1,34	–	–	–
3291	5,76	–	5,76	5,76	–	–	–
3299	5,88	–	2,94	5,88	146,97	250,00	75,00
3311	38,99	–	38,99	38,99	–	–	80,00
3312	–	–	–	–	–	–	–
3313	16,81	–	13,76	15,28	–	–	68,18
3314	3,13	–	3,13	2,35	–	–	50,00
3321	17,54	–	17,54	17,54	–	–	66,67
3329	12,24	–	4,90	12,24	–	–	80,00
3511	29,79	–	24,53	17,52	–	–	47,06
3514	12,43	0,89	8,88	7,10	–	–	42,86
3600	5,42	–	2,50	5,01	–	–	–
3702	4,98	–	4,98	4,98	–	–	–
3811	74,50	–	67,68	73,74	–	–	78,98
3831	19,27	–	9,63	19,27	–	–	66,67
3832	3,51	–	3,51	3,51	–	–	100,00
3839	16,81	–	16,81	16,81	–	–	–
4110	13,03	0,65	7,82	13,19	24,43	18,75	41,25
4120	10,49	0,08	6,97	10,14	13,66	13,02	45,57
4211	16,31	–	11,75	15,61	35,08	21,51	50,54
4212	12,73	–	6,37	12,73	636,60	500,00	100,00
4213	8,79	–	–	6,59	219,66	250,00	75,00
4221	18,64	0,19	12,56	17,88	38,05	20,41	51,02
4222	20,03	–	18,49	20,03	–	–	38,46
4291	8,21	–	8,21	8,21	–	–	50,00
4292	16,49	–	14,71	7,13	–	–	51,35
4299	24,59	0,86	16,83	24,16	–	–	36,84
4311	14,60	–	3,65	10,95	–	–	25,00
4313	6,75	–	3,75	6,75	–	–	55,56
4321	10,78	0,19	6,54	9,81	–	–	55,36
4322	10,88	–	7,25	9,43	–	–	73,33
4329	12,09	–	4,65	13,03	–	–	46,15
4330	6,86	–	5,15	7,20	–	–	55,00
4391	17,63	–	17,63	7,35	146,93	83,33	58,33
4399	10,71	–	6,30	10,08	–	–	55,88
4511	3,57	0,18	1,78	3,57	–	–	60,00
4520	3,33	–	2,14	3,09	–	–	21,43
4530	3,26	0,10	1,38	3,26	–	–	60,61
4541	2,54	–	0,46	2,77	–	–	72,73
4616	–	–	–	–	–	–	–
4617	22,51	–	13,51	22,51	–	–	90,00
4618	–	–	–	–	–	–	–
4619	1,92	–	1,92	1,92	–	–	100,00
4623	2,69	–	–	2,69	–	–	–
4631	5,83	–	–	5,83	–	–	–
4632	6,78	–	2,46	6,78	–	–	90,91
4633	2,59	–	1,72	2,59	–	–	66,67
4634	2,23	–	–	2,23	–	–	100,00
4635	17,33	–	7,17	16,13	–	–	70,69
4636	27,86	–	13,93	27,86	–	–	25,00
4637	11,77	–	3,27	11,77	–	–	66,67
4639	10,23	0,23	4,25	9,66	–	–	66,29
4641	–	–	–	–	–	–	–
4642	2,83	–	1,42	2,83	–	–	100,00
4643	–	–	–	–	–	–	–
4644	3,63	–	1,82	3,63	–	–	50,00
4645	3,37	–	1,12	2,25	–	–	66,67
4646	7,95	0,66	5,30	5,30	–	–	33,33
4647	2,50	–	0,83	3,33	–	–	66,67
4649	3,32	–	2,91	3,32	–	–	50,00
4651	9,52	–	7,93	9,52	–	–	83,33

Capítulo 69 - Ceará

69.2 - Indicadores de acidentes do trabalho, segundo a Classificação Nacional de Atividades Econômicas (CNAE), dos estabelecimentos localizados no estado do Ceará - 2016

(continuação)

CNAE	INDICADORES DE ACIDENTES DO TRABALHO						
	Incidência (por 1.000 vínculos)	Incidência de Doenças Ocupacionais (por 1.000 vínculos)	Incidência de Acidentes Típicos (por 1.000 vínculos)	Incidência de Incapacidade Temporária (por 1.000 vínculos)	Taxa de Mortalidade (por 100.000 vínculos)	Taxa de Letalidade (por 1.000 acidentes)	Acidentalidade para a faixa 16 a 34 anos (por 100 acidentes)
4652	–	–	–	–	–	–	–
4661	4,98	–	–	4,98	–	–	–
4662	11,40	–	11,40	11,40	–	–	33,33
4663	–	–	–	–	–	–	–
4664	15,11	–	–	15,11	–	–	–
4665	–	–	–	–	–	–	–
4669	9,30	–	3,10	9,30	–	–	66,67
4671	11,86	–	5,93	11,86	–	–	100,00
4672	7,14	–	3,57	5,36	–	–	37,50
4673	5,22	–	–	5,22	–	–	100,00
4674	4,03	–	4,03	4,03	–	–	–
4679	10,13	–	5,86	10,66	53,32	52,63	52,63
4681	5,48	–	1,83	5,48	–	–	33,33
4682	70,06	–	55,20	55,20	–	–	54,55
4683	4,92	–	4,92	4,92	–	–	–
4684	11,44	–	11,44	17,17	–	–	–
4685	2,75	–	2,75	2,75	–	–	–
4686	9,26	–	9,26	9,26	–	–	100,00
4687	2,56	–	2,56	2,56	–	–	–
4689	9,93	–	7,45	9,93	–	–	75,00
4691	2,85	–	2,85	2,85	–	–	100,00
4693	6,53	–	4,08	5,71	–	–	62,50
4711	11,31	0,15	6,72	11,04	2,96	2,62	67,02
4712	1,52	–	0,99	1,46	–	–	69,57
4713	4,83	0,40	2,81	3,62	–	–	83,33
4721	3,14	0,29	0,86	3,14	–	–	72,73
4722	5,79	–	3,86	5,79	–	–	50,00
4723	4,38	–	3,13	3,75	–	–	85,71
4724	2,22	–	1,11	2,22	–	–	100,00
4729	1,95	–	1,17	1,95	–	–	80,00
4731	3,49	–	0,68	3,59	9,69	27,78	80,56
4732	–	–	–	–	–	–	–
4741	1,53	–	–	1,53	–	–	100,00
4742	4,84	–	2,42	4,84	120,92	250,00	50,00
4743	3,93	–	2,62	3,93	–	–	66,67
4744	3,95	0,07	2,26	3,95	7,06	17,86	55,36
4751	5,22	–	1,39	5,57	–	–	73,33
4752	2,38	–	0,60	1,79	–	–	100,00
4753	3,80	–	1,20	3,60	–	–	84,21
4754	2,73	–	0,66	2,73	–	–	65,52
4755	1,70	–	0,51	1,70	–	–	30,00
4756	–	–	–	–	–	–	–
4757	5,02	–	–	5,02	–	–	60,00
4759	2,37	–	–	2,96	–	–	75,00
4761	1,67	–	0,42	1,67	–	–	75,00
4763	1,11	–	–	1,11	–	–	33,33
4771	1,29	–	0,26	1,29	6,45	50,00	60,00
4772	3,46	–	1,86	2,93	–	–	84,62
4773	4,97	–	–	4,97	–	–	50,00
4774	1,90	0,24	0,24	1,90	–	–	87,50
4781	2,21	0,13	1,07	2,28	12,64	57,14	74,29
4782	2,64	0,15	1,03	2,49	–	–	72,22
4783	–	–	–	–	–	–	–
4784	9,79	0,68	5,40	9,46	–	–	58,62
4785	–	–	–	–	–	–	–
4789	2,78	0,35	1,27	2,78	–	–	70,83
4911	9,60	–	9,60	6,86	–	–	57,14
4912	41,71	–	22,46	44,92	–	–	15,38
4921	4,95	–	1,22	4,95	–	–	39,34
4922	13,36	–	8,54	9,65	–	–	38,89
4923	3,41	–	3,41	3,41	113,55	333,33	66,67
4924	–	–	–	–	–	–	–
4929	3,27	–	0,82	3,27	–	–	25,00
4930	10,27	–	4,72	9,44	20,82	20,27	44,59
4940	29,74	–	19,83	14,87	–	–	–
5030	15,32	–	12,26	15,32	–	–	20,00
5111	16,04	–	13,57	12,34	123,39	76,92	23,08
5112	28,62	–	19,08	28,62	–	–	33,33
5211	3,06	–	–	3,06	–	–	–
5212	11,07	–	4,26	11,07	–	–	69,23
5221	–	–	–	–	–	–	–
5222	24,49	–	12,24	24,49	–	–	25,00
5223	4,27	–	2,56	4,27	–	–	60,00

Capítulo 69 - Ceará

69.2 - Indicadores de acidentes do trabalho, segundo a Classificação Nacional de Atividades Econômicas (CNAE), dos estabelecimentos localizados no estado do Ceará - 2016

(continuação)

CNAE	INDICADORES DE ACIDENTES DO TRABALHO						
	Incidência (por 1.000 vínculos)	Incidência de Doenças Ocupacionais (por 1.000 vínculos)	Incidência de Acidentes Típicos (por 1.000 vínculos)	Incidência de Incapacidade Temporária (por 1.000 vínculos)	Taxa de Mortalidade (por 100.000 vínculos)	Taxa de Letalidade (por 1.000 acidentes)	Acidentalidade para a faixa 16 a 34 anos (por 100 acidentes)
5229	6,53	–	–	6,53	–	–	66,67
5231	37,98	–	25,66	34,90	–	–	48,65
5232	9,69	–	–	9,69	–	–	100,00
5239	–	–	–	–	–	–	–
5240	22,51	–	13,24	22,51	–	–	64,71
5250	2,03	–	–	2,03	–	–	–
5310	129,88	0,97	109,42	113,32	32,47	2,50	33,25
5320	9,25	–	5,55	9,25	–	–	60,00
5510	9,11	0,09	4,91	9,02	–	–	58,82
5590	–	–	–	–	–	–	–
5611	3,98	0,09	1,87	3,95	3,01	7,58	67,42
5612	16,68	–	5,56	16,68	–	–	66,67
5620	11,85	0,16	7,74	11,36	–	–	51,39
5811	5,89	–	5,89	5,89	–	–	–
5812	11,32	–	3,77	11,32	–	–	55,56
5821	5,84	–	–	–	–	–	–
5822	25,45	–	14,55	25,45	363,64	142,86	71,43
5829	2,90	–	2,90	2,90	–	–	–
5911	–	–	–	–	–	–	–
5914	15,32	–	10,21	15,32	–	–	50,00
5920	–	–	–	–	–	–	–
6010	1,05	–	–	1,05	–	–	–
6021	4,02	–	2,01	3,61	–	–	40,00
6110	14,95	1,73	3,45	14,38	–	–	84,62
6120	5,25	–	1,75	5,25	–	–	33,33
6141	38,49	5,50	11,00	35,74	–	–	85,71
6190	4,58	–	2,29	4,58	–	–	62,50
6201	3,97	0,40	0,40	3,58	–	–	90,00
6202	9,94	–	7,45	8,70	–	–	75,00
6203	1,07	–	–	1,07	–	–	–
6204	4,16	–	0,83	3,33	–	–	60,00
6209	5,49	–	2,53	5,07	–	–	69,23
6311	2,42	–	–	2,42	–	–	100,00
6319	–	–	–	–	–	–	–
6399	–	–	–	–	–	–	–
6421	3,40	–	3,40	3,40	–	–	28,57
6422	6,16	3,56	1,23	5,89	–	–	33,33
6423	2,29	1,53	–	2,29	–	–	–
6424	–	–	–	–	–	–	–
6462	1,03	–	–	1,03	–	–	100,00
6463	2,61	–	2,61	2,61	–	–	–
6491	–	–	–	–	–	–	–
6493	–	–	–	–	–	–	–
6511	–	–	–	–	–	–	–
6512	–	–	–	–	–	–	–
6550	25,12	–	13,81	22,29	–	–	47,50
6613	–	–	–	–	–	–	–
6619	5,71	1,90	3,80	5,71	–	–	66,67
6622	1,65	–	–	1,65	–	–	100,00
6810	16,93	–	11,15	16,93	–	–	43,90
6821	7,30	–	3,65	7,30	–	–	62,50
6822	11,93	–	7,02	12,64	–	–	64,71
6911	1,08	–	–	1,08	–	–	66,67
6912	1,51	–	–	1,51	–	–	–
6920	2,60	–	0,92	2,60	–	–	58,82
7020	3,59	–	1,79	3,59	–	–	75,00
7111	–	–	–	–	–	–	–
7112	9,09	–	6,92	7,79	–	–	57,14
7119	2,68	–	2,68	2,68	–	–	100,00
7120	–	–	–	–	–	–	–
7210	10,63	–	9,11	6,07	–	–	–
7311	1,85	–	–	1,85	–	–	–
7312	5,93	–	–	5,93	–	–	100,00
7319	12,39	–	3,87	12,39	–	–	87,50
7320	15,72	–	7,86	15,72	–	–	100,00
7420	19,87	–	3,97	19,87	–	–	40,00
7490	5,50	0,39	1,18	4,72	–	–	64,29
7500	–	–	–	–	–	–	–
7711	4,87	–	2,60	4,87	–	–	60,00
7719	–	–	–	–	–	–	–
7721	–	–	–	–	–	–	–
7723	–	–	–	–	–	–	–
7729	–	–	–	–	–	–	–

Capítulo 69 - Ceará

69.2 - Indicadores de acidentes do trabalho, segundo a Classificação Nacional de Atividades Econômicas (CNAE), dos estabelecimentos localizados no estado do Ceará - 2016

(conclusão)

CNAE	INDICADORES DE ACIDENTES DO TRABALHO						
	Incidência (por 1.000 vínculos)	Incidência de Doenças Ocupacionais (por 1.000 vínculos)	Incidência de Acidentes Típicos (por 1.000 vínculos)	Incidência de Incapacidade Temporária (por 1.000 vínculos)	Taxa de Mortalidade (por 100.000 vínculos)	Taxa de Letalidade (por 1.000 acidentes)	Acidentalidade para a faixa 16 a 34 anos (por 100 acidentes)
7732	15,28	–	10,03	14,80	–	–	50,00
7733	4,41	–	–	4,41	–	–	100,00
7739	11,63	–	5,81	10,34	64,61	55,56	44,44
7810	3,65	–	1,14	3,65	–	–	35,42
7820	6,33	0,16	1,66	6,17	–	–	51,25
7830	2,31	–	0,62	2,26	–	–	46,67
7911	0,78	–	–	0,78	–	–	100,00
7990	–	–	–	–	–	–	–
8011	9,12	–	1,74	8,84	5,43	5,95	44,64
8012	35,77	–	13,31	35,77	–	–	67,44
8020	8,27	–	4,13	8,27	–	–	62,50
8111	14,32	–	2,71	14,32	–	–	54,05
8112	6,59	0,14	3,33	6,38	–	–	41,24
8121	7,83	0,24	1,96	7,10	24,47	31,25	53,13
8122	10,44	–	2,61	10,44	–	–	75,00
8129	8,35	–	3,58	8,35	–	–	42,86
8130	2,56	–	2,56	2,56	–	–	–
8211	3,70	0,18	1,41	3,88	–	–	52,38
8219	2,41	–	0,60	2,41	–	–	50,00
8220	8,44	0,71	1,14	7,85	–	–	81,29
8230	5,06	–	2,53	5,06	–	–	83,33
8291	3,92	–	0,90	3,92	–	–	69,23
8299	3,94	–	1,87	3,94	14,78	37,50	47,50
8411	0,25	0,01	0,06	0,25	0,95	37,74	24,53
8412	5,03	–	5,03	5,03	–	–	50,00
8413	–	–	–	–	–	–	–
8423	1,50	–	1,50	1,50	–	–	–
8430	8,62	–	8,62	8,62	–	–	–
8511	18,53	–	2,56	17,89	–	–	48,28
8512	1,06	–	0,40	1,06	–	–	25,00
8513	1,56	0,12	0,87	1,43	–	–	60,00
8520	1,60	0,11	0,92	1,49	11,45	71,43	14,29
8531	4,69	–	3,35	4,69	–	–	50,00
8532	4,85	–	2,14	4,71	–	–	41,18
8541	3,60	–	1,80	3,60	–	–	50,00
8542	2,15	–	1,61	1,61	–	–	50,00
8550	4,98	–	1,24	2,49	–	–	50,00
8591	–	–	–	–	–	–	–
8592	–	–	–	–	–	–	–
8593	–	–	–	–	–	–	–
8599	6,12	0,27	3,26	5,44	–	–	37,78
8610	36,60	0,05	27,08	20,40	–	–	53,88
8621	27,54	–	9,18	27,54	–	–	100,00
8630	5,09	0,55	1,82	4,91	–	–	71,43
8640	8,56	–	4,19	6,38	–	–	63,83
8650	7,18	–	3,38	6,33	–	–	64,71
8660	57,05	0,29	46,97	14,70	–	–	55,05
8690	4,91	0,23	3,04	3,51	–	–	42,86
8711	–	–	–	–	–	–	–
8712	16,78	1,20	7,19	16,78	–	–	57,14
8730	2,42	–	–	7,26	–	–	–
8800	10,16	–	4,47	7,72	–	–	68,00
9001	3,50	–	1,75	3,50	–	–	100,00
9312	2,68	–	–	2,68	–	–	66,67
9313	0,92	–	–	0,92	–	–	100,00
9319	4,44	–	4,44	4,44	–	–	100,00
9321	17,38	–	11,59	18,34	–	–	75,00
9329	3,44	–	1,72	3,44	–	–	50,00
9411	3,65	–	2,43	3,65	–	–	66,67
9412	4,46	–	1,49	4,46	–	–	–
9420	1,32	–	–	1,32	–	–	–
9430	3,48	0,11	1,69	3,37	–	–	30,30
9491	3,61	–	1,97	3,61	–	–	18,18
9492	–	–	–	–	–	–	–
9493	4,47	–	2,24	4,47	–	–	50,00
9499	11,87	0,13	6,31	11,74	12,62	10,64	79,79
9511	2,88	–	–	2,88	–	–	100,00
9512	6,46	–	6,46	6,46	–	–	–
9521	7,91	–	4,94	7,91	–	–	25,00
9529	–	–	–	–	–	–	–
9601	9,56	–	3,04	9,12	–	–	81,82
9602	1,35	–	0,54	1,35	–	–	80,00
9603	8,66	–	2,25	8,98	–	–	55,56
9609	–	–	–	–	–	–	–
9700	–	–	–	–	–	–	–
Outros (1)	8,45	–	4,31	7,76	17,25	20,41	48,98

Fonte: DATAPREV, CAT, SUB, CNIS.

Notas: 1. Os dados são preliminares, estando sujeitos a correções.
2. As atividades econômicas que apresentam valores zerados para os indicadores são aquelas onde não ocorreram acidentes no período.

(1) Englobam as atividades que possuíam número médio de vínculos no ano menor que 100.

Capítulo 70 - Rio Grande do Norte

70.1 - Indicadores de acidentes do trabalho, segundo a Classificação Nacional de Atividades Econômicas (CNAE), dos estabelecimentos localizados no estado do Rio Grande do Norte - 2015

(continua)

CNAE	INDICADORES DE ACIDENTES DO TRABALHO						
	Incidência (por 1.000 vínculos)	Incidência de Doenças Ocupacionais (por 1.000 vínculos)	Incidência de Acidentes Típicos (por 1.000 vínculos)	Incidência de Incapacidade Temporária (por 1.000 vínculos)	Taxa de Mortalidade (por 100.000 vínculos)	Taxa de Letalidade (por 1.000 acidentes)	Acidentalidade para a faixa 16 a 34 anos (por 100 acidentes)
TOTAL	**13,36**	**0,84**	**6,43**	**11,23**	**3,67**	**2,75**	**49,84**
0111	–	–	–	–	–	–	–
0113	18,94	–	13,11	18,94	–	–	38,46
0116	–	–	–	–	–	–	–
0119	5,99	–	2,18	5,72	27,24	45,45	50,00
0121	–	–	–	–	–	–	–
0132	9,18	–	9,18	9,18	–	–	100,00
0133	14,89	–	9,00	13,03	–	–	66,67
0139	13,92	–	–	13,92	–	–	50,00
0151	2,60	–	2,60	2,60	–	–	100,00
0155	9,43	–	2,57	9,43	–	–	54,55
0161	4,48	1,12	2,24	4,48	–	–	25,00
0311	10,08	–	10,08	10,08	–	–	25,00
0321	24,37	–	17,00	20,97	–	–	67,44
0322	31,81	–	28,27	28,27	–	–	55,56
0600	14,04	–	13,56	5,33	–	–	37,93
0724	20,04	–	17,54	10,02	–	–	62,50
0729	2,29	–	2,29	2,29	–	–	–
0810	9,06	–	6,04	8,05	–	–	22,22
0892	18,15	–	14,83	17,13	–	–	49,30
0899	2,64	–	–	2,64	–	–	100,00
0910	20,98	–	15,16	8,16	–	–	55,56
1011	39,80	–	39,80	39,80	–	–	75,00
1013	6,19	–	6,19	6,19	–	–	100,00
1020	9,17	–	7,64	9,17	–	–	50,00
1031	6,40	–	3,20	6,40	–	–	50,00
1033	14,15	–	4,72	14,15	–	–	100,00
1051	–	–	–	–	–	–	–
1052	4,25	–	2,13	4,25	–	–	–
1053	13,48	–	8,99	12,35	–	–	91,67
1062	21,67	–	19,26	19,26	–	–	66,67
1064	16,96	–	–	16,96	–	–	50,00
1066	86,50	28,83	28,83	63,43	–	–	40,00
1069	29,63	–	9,12	29,63	–	–	57,69
1071	23,32	–	21,06	7,52	–	–	61,29
1081	31,59	–	25,84	31,59	–	–	63,64
1091	4,10	0,27	2,19	3,83	–	–	53,33
1092	2,37	–	–	2,37	–	–	100,00
1093	133,99	1,10	120,81	79,08	–	–	56,56
1094	–	–	–	–	–	–	–
1095	3,30	–	3,30	3,30	–	–	–
1099	11,51	–	8,22	11,51	–	–	42,86
1113	14,73	–	3,68	14,73	–	–	25,00
1121	14,93	–	8,29	14,93	–	–	55,56
1122	23,52	–	14,60	23,52	–	–	68,97
1314	34,01	–	10,20	27,21	–	–	55,00
1321	17,25	–	9,68	16,83	–	–	65,85
1340	2,28	–	–	2,28	–	–	–
1351	1,93	–	0,96	1,93	–	–	50,00
1359	6,80	–	1,70	6,80	–	–	25,00
1411	–	–	–	–	–	–	–
1412	40,83	16,70	19,65	26,56	–	–	49,84
1413	–	–	–	–	–	–	–
1414	4,74	–	3,95	3,95	–	–	50,00
1531	–	–	–	–	–	–	–
1539	7,95	–	3,97	3,97	–	–	50,00
1622	15,76	–	6,30	15,76	–	–	40,00
1733	24,29	–	24,29	24,29	–	–	100,00
1811	5,62	–	5,62	5,62	–	–	–
1813	7,54	1,89	–	7,54	–	–	75,00
1921	26,80	2,23	24,57	15,63	–	–	58,33
1931	36,62	0,49	26,85	29,78	48,82	13,33	42,67

Capítulo 70 - Rio Grande do Norte

70.1 - Indicadores de acidentes do trabalho, segundo a Classificação Nacional de Atividades Econômicas (CNAE), dos estabelecimentos localizados no estado do Rio Grande do Norte - 2015

(continuação)

CNAE	INDICADORES DE ACIDENTES DO TRABALHO						
	Incidência (por 1.000 vínculos)	Incidência de Doenças Ocupacionais (por 1.000 vínculos)	Incidência de Acidentes Típicos (por 1.000 vínculos)	Incidência de Incapacidade Temporária (por 1.000 vínculos)	Taxa de Mortalidade (por 100.000 vínculos)	Taxa de Letalidade (por 1.000 acidentes)	Acidentalidade para a faixa 16 a 34 anos (por 100 acidentes)
2061	17,18	–	–	17,18	–	–	33,33
2062	37,22	–	30,24	34,90	–	–	75,00
2071	8,08	–	–	8,08	–	–	50,00
2212	–	–	–	–	–	–	–
2221	–	–	–	–	–	–	–
2222	17,53	–	12,14	17,53	–	–	53,85
2229	21,07	–	12,64	21,07	–	–	80,00
2311	29,31	–	17,59	29,31	–	–	50,00
2320	28,29	–	15,72	28,29	–	–	44,44
2330	4,82	–	3,21	4,82	–	–	66,67
2341	10,72	–	5,36	10,72	–	–	50,00
2342	5,64	–	3,19	5,64	–	–	60,87
2349	–	–	–	–	–	–	–
2391	10,51	–	6,30	10,51	–	–	60,00
2392	24,83	–	16,55	24,83	–	–	100,00
2511	–	–	–	–	–	–	–
2512	5,10	–	5,10	5,10	–	–	50,00
2539	2,20	–	2,20	2,20	–	–	–
2542	12,03	–	12,03	6,02	–	–	50,00
2599	17,58	–	8,79	17,58	–	–	100,00
2811	25,44	–	25,44	16,96	–	–	100,00
2833	7,92	–	–	7,92	–	–	–
2869	–	–	–	–	–	–	–
2930	40,46	–	24,28	40,46	–	–	40,00
3101	9,90	0,90	8,10	9,90	–	–	54,55
3102	10,21	–	3,40	10,21	–	–	100,00
3250	3,18	–	–	3,18	–	–	–
3299	24,25	–	21,02	24,25	–	–	20,00
3311	11,32	–	5,66	11,32	–	–	50,00
3312	–	–	–	–	–	–	–
3313	36,89	–	–	46,12	–	–	100,00
3314	3,22	–	3,22	3,22	–	–	–
3321	69,36	–	43,35	43,35	–	–	75,00
3329	8,97	–	–	8,97	–	–	–
3511	41,04	–	31,57	25,26	–	–	61,54
3514	43,95	1,33	26,63	33,29	–	–	33,33
3600	44,35	–	32,87	32,07	39,60	8,93	40,18
3811	18,05	1,09	11,48	17,23	–	–	27,27
3832	–	–	–	–	–	–	–
4110	6,35	–	3,63	6,35	–	–	50,00
4120	8,88	0,29	5,08	8,30	12,39	13,95	47,44
4211	8,85	–	4,92	8,85	–	–	77,78
4212	2,89	–	–	2,89	–	–	50,00
4213	4,78	–	4,78	4,78	–	–	–
4221	56,97	0,57	35,89	54,69	56,97	10,00	56,00
4222	23,60	–	5,90	23,60	–	–	25,00
4292	25,88	–	8,63	14,79	–	–	47,62
4299	21,06	–	11,91	17,40	–	–	47,83
4311	–	–	–	–	–	–	–
4313	5,24	–	1,31	5,24	–	–	–
4321	13,32	0,76	7,99	11,80	38,06	28,57	68,57
4322	7,47	–	–	7,47	–	–	66,67
4329	37,90	–	15,79	37,90	–	–	83,33
4330	5,78	–	3,61	5,78	–	–	50,00
4399	13,46	–	7,85	12,34	112,17	83,33	8,33
4511	4,38	–	2,34	4,09	–	–	60,00
4520	5,44	–	3,26	4,89	–	–	50,00
4530	5,16	0,21	1,65	5,16	–	–	60,00
4541	1,57	–	–	1,57	–	–	66,67
4617	14,94	–	3,74	14,94	–	–	50,00
4623	–	–	–	–	–	–	–
4631	8,19	–	4,91	8,19	–	–	80,00

Capítulo 70 - Rio Grande do Norte

70.1 - Indicadores de acidentes do trabalho, segundo a Classificação Nacional de Atividades Econômicas (CNAE), dos estabelecimentos localizados no estado do Rio Grande do Norte - 2015

(continuação)

CNAE	INDICADORES DE ACIDENTES DO TRABALHO						
	Incidência (por 1.000 vínculos)	Incidência de Doenças Ocupacionais (por 1.000 vínculos)	Incidência de Acidentes Típicos (por 1.000 vínculos)	Incidência de Incapacidade Temporária (por 1.000 vínculos)	Taxa de Mortalidade (por 100.000 vínculos)	Taxa de Letalidade (por 1.000 acidentes)	Acidentalidade para a faixa 16 a 34 anos (por 100 acidentes)
4632	9,17	–	3,67	9,17	–	–	60,00
4633	3,79	–	1,89	3,79	–	–	100,00
4634	6,60	–	6,60	6,60	–	–	66,67
4635	20,28	–	13,52	18,78	–	–	62,96
4637	7,93	–	6,34	7,93	–	–	40,00
4639	8,08	–	2,31	8,08	–	–	64,29
4641	2,27	–	1,13	2,27	–	–	50,00
4642	10,73	–	5,36	10,73	–	–	100,00
4644	1,52	–	1,52	1,52	–	–	100,00
4645	3,54	–	–	3,54	–	–	–
4646	3,88	–	–	3,88	–	–	50,00
4647	–	–	–	–	–	–	–
4649	10,81	–	1,44	10,81	–	–	93,33
4672	3,89	–	3,89	3,89	–	–	100,00
4673	2,10	–	2,10	2,10	–	–	–
4679	13,68	–	9,12	13,68	–	–	33,33
4681	5,02	–	3,35	5,02	–	–	66,67
4682	–	–	–	–	–	–	–
4686	9,37	–	–	9,37	–	–	100,00
4687	16,97	–	16,97	16,97	–	–	87,50
4689	9,04	–	7,24	5,43	–	–	100,00
4691	11,02	–	7,81	9,18	–	–	54,17
4693	16,79	–	9,23	15,11	–	–	80,00
4711	20,09	0,95	12,99	18,50	–	–	67,19
4712	1,70	0,15	0,46	1,70	–	–	45,45
4713	8,16	0,82	2,45	8,98	–	–	70,00
4721	0,50	–	–	0,50	–	–	100,00
4722	12,91	1,29	9,04	12,91	–	–	80,00
4723	4,59	–	1,53	4,59	–	–	100,00
4724	1,56	–	–	1,56	–	–	100,00
4729	1,29	–	0,64	1,29	–	–	50,00
4731	5,33	0,18	0,92	5,33	–	–	75,86
4732	15,72	7,86	–	15,72	–	–	50,00
4741	4,24	–	4,24	4,24	–	–	100,00
4742	8,43	–	2,11	8,43	–	–	25,00
4743	16,56	–	11,83	16,56	–	–	57,14
4744	4,66	–	2,50	4,66	–	–	43,90
4751	6,34	–	2,54	5,71	–	–	80,00
4752	5,02	–	5,02	5,02	–	–	100,00
4753	2,41	–	0,96	2,41	–	–	60,00
4754	3,25	–	0,87	3,25	–	–	66,67
4755	–	–	–	–	–	–	–
4757	–	–	–	–	–	–	–
4759	–	–	–	–	–	–	–
4761	2,44	–	2,44	2,44	–	–	100,00
4763	1,83	–	0,92	1,83	–	–	100,00
4771	3,53	–	1,12	3,37	–	–	59,09
4772	3,06	–	1,53	3,06	–	–	75,00
4773	–	–	–	–	–	–	–
4774	2,59	–	0,65	2,59	–	–	75,00
4781	9,69	2,00	4,79	9,39	9,99	10,31	79,38
4782	6,26	0,48	2,41	6,26	–	–	76,92
4783	–	–	–	–	–	–	–
4784	9,91	–	4,13	9,91	–	–	33,33
4789	1,36	–	–	1,36	–	–	80,00
4912	53,15	–	29,53	41,34	–	–	33,33
4921	21,94	8,26	3,36	22,71	–	–	30,59
4922	9,45	1,89	1,89	9,45	–	–	40,00
4923	8,61	–	8,61	8,61	–	–	50,00
4929	4,23	–	2,11	6,34	–	–	50,00
4930	7,30	0,17	4,00	6,08	–	–	38,10
5030	13,06	–	4,35	13,06	–	–	33,33

Capítulo 70 - Rio Grande do Norte

70.1 - Indicadores de acidentes do trabalho, segundo a Classificação Nacional de Atividades Econômicas (CNAE), dos estabelecimentos localizados no estado do Rio Grande do Norte - 2015

(continuação)

CNAE	INDICADORES DE ACIDENTES DO TRABALHO						
	Incidência (por 1.000 vínculos)	Incidência de Doenças Ocupacionais (por 1.000 vínculos)	Incidência de Acidentes Típicos (por 1.000 vínculos)	Incidência de Incapacidade Temporária (por 1.000 vínculos)	Taxa de Mortalidade (por 100.000 vínculos)	Taxa de Letalidade (por 1.000 acidentes)	Acidentalidade para a faixa 16 a 34 anos (por 100 acidentes)
5099	6,63	–	6,63	6,63	–	–	100,00
5111	19,19	–	4,80	19,19	–	–	25,00
5211	5,20	–	–	5,20	–	–	–
5212	25,50	–	3,19	22,31	–	–	25,00
5223	9,91	–	9,91	9,91	–	–	33,33
5229	6,25	–	–	6,25	–	–	100,00
5231	30,29	3,79	22,72	22,72	–	–	37,50
5240	15,54	–	8,88	13,32	–	–	42,86
5310	234,29	4,04	224,19	228,90	–	–	37,36
5320	16,87	–	3,37	13,49	–	–	40,00
5510	11,31	0,11	7,01	10,86	–	–	47,00
5590	2,80	–	–	2,80	–	–	100,00
5611	5,59	0,13	2,95	5,47	–	–	71,91
5612	–	–	–	–	–	–	–
5620	7,99	0,44	5,77	6,21	–	–	55,56
5822	–	–	–	–	–	–	–
5829	–	–	–	–	–	–	–
5911	–	–	–	–	–	–	–
5914	6,03	–	6,03	6,03	–	–	100,00
6010	4,32	–	–	4,32	–	–	100,00
6021	14,30	–	11,44	11,44	–	–	20,00
6110	6,82	–	3,41	6,82	–	–	100,00
6120	3,66	–	–	3,66	–	–	100,00
6141	23,89	–	12,65	21,08	–	–	52,94
6190	8,29	–	2,07	8,29	–	–	75,00
6201	9,97	–	–	9,97	–	–	60,00
6202	8,19	–	8,19	8,19	–	–	–
6209	6,34	–	–	6,34	–	–	75,00
6311	2,57	–	1,72	2,57	–	–	100,00
6399	–	–	–	–	–	–	–
6421	8,77	3,51	1,75	7,89	–	–	40,00
6422	31,73	10,58	10,58	33,72	–	–	35,42
6423	0,87	–	0,87	0,87	–	–	–
6424	18,32	12,21	6,11	18,32	–	–	66,67
6462	9,59	4,80	–	9,59	–	–	100,00
6491	–	–	–	–	–	–	–
6493	–	–	–	–	–	–	–
6550	7,07	–	5,89	7,07	–	–	33,33
6619	–	–	–	–	–	–	–
6622	–	–	–	–	–	–	–
6810	8,13	1,35	2,71	8,13	–	–	83,33
6821	1,73	–	1,73	1,73	–	–	100,00
6822	5,73	–	1,15	5,73	–	–	80,00
6911	1,83	–	0,91	1,83	–	–	–
6912	–	–	–	–	–	–	–
6920	0,39	–	–	0,39	–	–	100,00
7020	11,14	–	2,78	8,35	–	–	25,00
7112	22,98	–	11,49	17,23	–	–	52,78
7119	–	–	–	–	–	–	–
7210	–	–	–	–	–	–	–
7311	4,10	–	–	4,10	–	–	100,00
7319	6,53	–	4,36	6,53	217,83	333,33	66,67
7420	6,01	–	6,01	6,01	–	–	–
7490	31,26	2,40	2,40	31,26	–	–	53,85
7711	12,28	1,23	4,91	11,05	–	–	60,00
7723	–	–	–	–	–	–	–
7729	–	–	–	–	–	–	–
7732	9,37	–	3,75	7,50	–	–	70,00
7733	–	–	–	–	–	–	–
7739	17,36	–	6,51	13,02	217,04	125,00	75,00
7810	1,71	–	–	1,71	–	–	60,00

Capítulo 70 - Rio Grande do Norte

70.1 - Indicadores de acidentes do trabalho, segundo a Classificação Nacional de Atividades Econômicas (CNAE), dos estabelecimentos localizados no estado do Rio Grande do Norte - 2015

(conclusão)

CNAE	INDICADORES DE ACIDENTES DO TRABALHO						
	Incidência (por 1.000 vínculos)	Incidência de Doenças Ocupacionais (por 1.000 vínculos)	Incidência de Acidentes Típicos (por 1.000 vínculos)	Incidência de Incapacidade Temporária (por 1.000 vínculos)	Taxa de Mortalidade (por 100.000 vínculos)	Taxa de Letalidade (por 1.000 acidentes)	Acidentalidade para a faixa 16 a 34 anos (por 100 acidentes)
7820	5,89	0,09	0,53	5,89	–	–	44,78
7830	11,05	–	2,95	11,05	73,68	66,67	40,00
7911	3,44	–	1,15	3,44	–	–	–
7990	–	–	–	–	–	–	–
8011	12,10	–	2,20	11,55	–	–	60,61
8012	33,73	–	13,77	33,04	–	–	53,06
8020	12,53	–	7,16	13,42	178,94	142,86	78,57
8111	1,82	0,91	–	1,82	–	–	25,00
8112	5,71	0,32	2,54	5,40	–	–	50,00
8121	5,11	–	0,90	4,21	30,04	58,82	52,94
8122	22,59	–	–	22,59	–	–	25,00
8211	0,83	–	–	0,83	–	–	50,00
8219	2,86	–	1,43	2,86	–	–	50,00
8220	28,90	1,81	3,50	28,38	–	–	83,86
8230	4,50	–	–	4,50	–	–	50,00
8291	2,86	–	1,43	1,43	–	–	50,00
8299	5,34	–	1,60	4,81	–	–	50,00
8411	0,74	0,03	0,50	0,67	–	–	31,88
8412	3,37	–	–	3,37	–	–	100,00
8424	–	–	–	–	–	–	–
8511	31,85	–	1,33	31,85	–	–	33,33
8512	0,26	–	–	0,26	–	–	100,00
8513	1,95	–	1,20	1,95	15,01	76,92	69,23
8520	4,66	0,42	2,12	4,66	–	–	18,18
8531	1,96	–	–	1,96	–	–	25,00
8532	2,79	–	1,39	2,79	–	–	25,00
8533	–	–	–	–	–	–	–
8541	3,74	–	1,87	3,74	–	–	–
8550	–	–	–	–	–	–	–
8591	–	–	–	–	–	–	–
8593	–	–	–	–	–	–	–
8599	1,86	–	0,37	1,86	–	–	–
8610	63,13	0,10	48,65	24,99	–	–	51,86
8630	1,46	–	0,49	0,97	–	–	33,33
8640	14,41	–	11,53	5,05	–	–	62,50
8650	10,19	–	5,09	10,19	–	–	87,50
8690	–	–	–	–	–	–	–
8711	–	–	–	–	–	–	–
8712	6,30	–	–	6,30	–	–	25,00
8730	5,94	–	–	5,94	–	–	33,33
8800	22,33	0,80	12,76	19,14	–	–	39,29
9001	7,17	–	3,58	7,17	–	–	–
9101	9,32	–	–	9,32	–	–	–
9312	–	–	–	–	–	–	–
9313	3,63	–	–	3,63	–	–	75,00
9319	–	–	–	–	–	–	–
9321	–	–	–	–	–	–	–
9329	–	–	–	–	–	–	–
9411	–	–	–	–	–	–	–
9412	8,89	–	4,44	8,89	–	–	–
9420	7,94	1,59	6,35	7,94	–	–	40,00
9430	0,93	–	0,93	0,93	–	–	–
9491	0,65	–	0,65	0,65	–	–	–
9499	30,39	–	23,64	30,39	–	–	88,89
9511	4,07	–	2,04	4,07	–	–	–
9521	11,63	–	5,82	11,63	–	–	66,67
9529	–	–	–	–	–	–	–
9601	7,00	1,75	1,75	7,00	175,11	250,00	50,00
9602	–	–	–	–	–	–	–
9603	12,95	1,29	3,88	14,24	–	–	60,00
9609	1,78	–	–	1,78	–	–	100,00
9700	–	–	–	–	–	–	–
Outros(1)	23,63	0,54	17,15	13,10	13,50	5,71	60,00

Fonte: DATAPREV, CAT, SUB, CNIS.

Notas: 1. Os dados são preliminares, estando sujeitos a correções.
2. As atividades econômicas que apresentam valores zerados para os indicadores são aquelas onde não ocorreram acidentes no período.

(1) Englobam as atividades que possuíam número médio de vínculos no ano menor que 100.

Capítulo 70 - Rio Grande do Norte

70.2 - Indicadores de acidentes do trabalho, segundo a Classificação Nacional de Atividades Econômicas (CNAE), dos estabelecimentos localizados no estado do Rio Grande do Norte - 2016

(continua)

CNAE	INDICADORES DE ACIDENTES DO TRABALHO						
	Incidência (por 1.000 vínculos)	Incidência de Doenças Ocupacionais (por 1.000 vínculos)	Incidência de Acidentes Típicos (por 1.000 vínculos)	Incidência de Incapacidade Temporária (por 1.000 vínculos)	Taxa de Mortalidade (por 100.000 vínculos)	Taxa de Letalidade (por 1.000 acidentes)	Acidentalidade para a faixa 16 a 34 anos (por 100 acidentes)
TOTAL	**11,27**	**0,57**	**5,41**	**9,67**	**5,68**	**5,04**	**49,26**
0111	–	–	–	–	–	–	–
0113	11,42	–	11,42	9,52	–	–	50,00
0116	–	–	–	–	–	–	–
0119	7,12	–	4,00	7,12	22,24	31,25	56,25
0121	8,66	–	8,66	8,66	–	–	100,00
0133	16,46	–	11,08	16,46	31,66	19,23	59,62
0139	–	–	–	–	–	–	–
0151	–	–	–	–	–	–	–
0155	11,30	–	6,95	11,30	86,92	76,92	38,46
0161	4,98	–	3,99	4,98	99,63	200,00	40,00
0311	20,66	–	18,37	20,66	–	–	33,33
0321	22,18	–	11,94	19,33	–	–	71,79
0322	30,14	–	18,08	30,14	401,88	133,33	66,67
0600	7,53	–	6,52	3,51	–	–	40,00
0724	37,72	–	33,53	37,72	–	–	77,78
0729	14,36	–	8,61	14,36	–	–	40,00
0810	4,44	–	1,78	6,22	88,84	200,00	20,00
0892	20,83	–	17,96	20,31	26,04	12,50	62,50
0899	5,16	–	5,16	5,16	–	–	50,00
0910	9,99	0,77	6,92	3,84	–	–	30,77
1011	25,25	–	21,05	21,05	–	–	66,67
1012	16,78	–	8,39	16,78	–	–	50,00
1013	2,74	–	–	2,74	–	–	–
1020	13,48	–	4,49	13,48	–	–	33,33
1031	12,18	–	9,13	10,65	–	–	25,00
1033	21,85	–	10,92	21,85	–	–	75,00
1051	–	–	–	–	–	–	–
1052	14,33	–	12,28	14,33	–	–	57,14
1053	12,55	–	6,84	12,55	–	–	81,82
1062	34,79	–	18,42	34,79	204,64	58,82	58,82
1064	8,38	–	8,38	8,38	–	–	100,00
1066	12,47	–	6,24	12,47	–	–	–
1069	34,12	–	12,51	32,98	113,72	33,33	63,33
1071	21,71	–	15,51	8,53	77,53	35,71	35,71
1081	24,64	–	10,95	24,64	–	–	66,67
1091	2,97	0,27	1,08	2,70	–	–	63,64
1092	5,15	–	5,15	5,15	–	–	–
1093	140,24	–	123,41	78,53	–	–	55,20
1094	8,94	–	5,96	8,94	–	–	66,67
1095	–	–	–	–	–	–	–
1099	2,40	–	–	2,40	–	–	–
1113	5,49	–	5,49	–	–	–	–
1121	9,84	–	3,28	9,84	–	–	16,67
1122	16,81	–	10,62	15,93	–	–	63,16
1220	8,40	–	8,40	8,40	–	–	100,00
1314	11,29	–	7,52	3,76	–	–	50,00
1321	14,52	0,45	5,90	9,53	–	–	40,63
1340	17,65	–	14,12	17,65	–	–	80,00
1351	2,22	–	–	2,22	–	–	–
1359	8,93	–	–	8,93	–	–	–
1411	5,10	–	2,55	5,10	–	–	50,00
1412	25,99	9,85	13,13	21,47	–	–	53,16
1413	–	–	–	–	–	–	–
1414	6,98	–	6,10	6,98	–	–	37,50
1539	–	–	–	–	–	–	–
1622	23,05	–	23,05	23,05	–	–	66,67
1733	8,04	–	8,04	8,04	–	–	100,00
1742	–	–	–	–	–	–	–
1811	6,40	–	–	6,40	–	–	–
1813	2,16	–	–	2,16	–	–	–
1921	7,10	–	7,10	4,73	–	–	–
1931	24,70	–	16,28	21,89	–	–	61,36

Capítulo 70 - Rio Grande do Norte

70.2 - Indicadores de acidentes do trabalho, segundo a Classificação Nacional de Atividades Econômicas (CNAE), dos estabelecimentos localizados no estado do Rio Grande do Norte - 2016

(continuação)

CNAE	INDICADORES DE ACIDENTES DO TRABALHO						
	Incidência (por 1.000 vínculos)	Incidência de Doenças Ocupacionais (por 1.000 vínculos)	Incidência de Acidentes Típicos (por 1.000 vínculos)	Incidência de Incapacidade Temporária (por 1.000 vínculos)	Taxa de Mortalidade (por 100.000 vínculos)	Taxa de Letalidade (por 1.000 acidentes)	Acidentalidade para a faixa 16 a 34 anos (por 100 acidentes)
2013	8,15	–	8,15	8,15	–	–	100,00
2061	16,25	–	10,83	16,25	–	–	66,67
2062	77,62	–	68,75	55,44	–	–	82,86
2071	–	–	–	–	–	–	–
2212	7,47	–	–	7,47	–	–	100,00
2221	20,21	–	6,74	20,21	–	–	33,33
2222	8,67	–	4,33	8,67	144,42	166,67	16,67
2229	4,78	–	2,39	4,78	–	–	100,00
2311	17,39	–	3,48	17,39	–	–	60,00
2320	26,14	–	19,61	26,14	–	–	62,50
2330	13,84	–	8,14	13,02	81,41	58,82	64,71
2341	–	–	–	–	–	–	–
2342	4,93	0,31	4,01	4,93	–	–	37,50
2349	–	–	–	–	–	–	–
2391	8,61	–	8,61	8,61	–	–	50,00
2392	8,67	–	8,67	8,67	–	–	100,00
2511	9,59	–	3,20	9,59	–	–	33,33
2512	3,11	–	–	3,11	–	–	100,00
2539	2,44	–	–	2,44	–	–	–
2542	–	–	–	–	–	–	–
2811	8,69	–	8,69	8,69	–	–	–
2833	24,37	–	24,37	24,37	–	–	100,00
3101	6,46	–	3,23	6,46	–	–	33,33
3102	8,01	–	8,01	8,01	–	–	50,00
3250	–	–	–	–	–	–	–
3299	9,03	–	7,23	9,03	–	–	60,00
3312	–	–	–	–	–	–	–
3313	–	–	–	–	–	–	–
3314	–	–	–	–	–	–	–
3321	21,36	–	14,24	14,24	–	–	66,67
3329	8,51	–	8,51	8,51	–	–	100,00
3511	19,64	–	13,09	16,37	–	–	50,00
3514	17,94	–	8,97	12,81	–	–	42,86
3600	45,49	–	35,25	32,22	–	–	41,67
3811	14,54	0,27	10,42	11,52	–	–	45,28
3832	–	–	–	–	–	–	–
4110	12,34	–	6,90	12,34	–	–	20,59
4120	6,74	–	3,57	6,50	5,86	8,70	37,39
4211	12,82	–	9,16	12,82	183,12	142,86	57,14
4212	12,03	–	10,52	9,02	150,36	125,00	37,50
4213	5,89	–	5,89	5,89	–	–	–
4221	34,03	1,12	21,20	33,48	–	–	44,26
4222	6,24	–	6,24	6,24	–	–	–
4292	22,81	1,90	9,50	19,01	–	–	58,33
4299	17,97	–	14,38	11,50	–	–	56,00
4311	4,38	–	2,19	2,19	–	–	50,00
4313	6,51	–	3,26	4,88	–	–	50,00
4321	10,56	–	6,24	10,56	–	–	36,36
4322	22,51	–	8,44	22,51	–	–	62,50
4329	24,61	–	10,55	21,10	–	–	42,86
4330	1,10	–	1,10	1,10	–	–	–
4391	28,96	–	20,68	28,96	413,65	142,86	57,14
4399	16,81	–	6,72	16,81	–	–	90,00
4511	2,37	–	1,01	2,37	–	–	85,71
4520	3,29	–	2,19	3,29	–	–	66,67
4530	5,13	–	2,99	5,13	–	–	58,33
4541	2,34	–	–	2,34	–	–	100,00
4617	3,87	–	3,87	3,87	–	–	100,00
4623	–	–	–	–	–	–	–
4631	17,05	–	7,75	17,05	–	–	63,64
4632	8,82	–	5,29	7,94	–	–	40,00
4633	13,52	–	6,76	13,52	–	–	37,50
4634	6,89	–	2,30	4,59	–	–	33,33

Capítulo 70 - Rio Grande do Norte

70.2 - Indicadores de acidentes do trabalho, segundo a Classificação Nacional de Atividades Econômicas (CNAE), dos estabelecimentos localizados no estado do Rio Grande do Norte - 2016

(continuação)

CNAE	INDICADORES DE ACIDENTES DO TRABALHO						
	Incidência (por 1.000 vínculos)	Incidência de Doenças Ocupacionais (por 1.000 vínculos)	Incidência de Acidentes Típicos (por 1.000 vínculos)	Incidência de Incapacidade Temporária (por 1.000 vínculos)	Taxa de Mortalidade (por 100.000 vínculos)	Taxa de Letalidade (por 1.000 acidentes)	Acidentalidade para a faixa 16 a 34 anos (por 100 acidentes)
4635	24,97	–	12,08	24,97	–	–	61,29
4637	1,81	–	1,81	1,81	–	–	100,00
4639	14,34	0,62	4,37	14,34	–	–	73,91
4641	5,87	–	3,52	5,87	–	–	100,00
4642	–	–	–	–	–	–	–
4644	6,16	–	1,54	6,16	–	–	75,00
4645	–	–	–	–	–	–	–
4646	–	–	–	–	–	–	–
4647	–	–	–	–	–	–	–
4649	9,60	–	2,40	9,60	239,92	250,00	83,33
4672	8,69	–	4,35	8,69	–	–	100,00
4673	5,37	–	–	5,37	–	–	100,00
4679	20,82	–	20,82	20,82	–	–	37,50
4681	3,37	–	3,37	1,69	–	–	50,00
4682	46,02	5,75	28,76	46,02	575,26	125,00	75,00
4686	–	–	–	–	–	–	–
4687	14,36	–	14,36	14,36	–	–	66,67
4689	10,86	–	6,51	10,86	217,12	200,00	60,00
4691	19,15	0,96	12,93	16,76	–	–	57,50
4693	15,45	–	9,09	14,54	–	–	64,71
4711	14,28	0,38	8,37	13,90	–	–	67,84
4712	1,87	–	0,78	1,71	–	–	58,33
4713	4,64	–	1,85	4,64	–	–	100,00
4721	3,53	–	3,02	3,53	–	–	28,57
4722	2,50	–	2,50	2,50	–	–	100,00
4723	3,30	–	1,65	3,30	–	–	50,00
4724	3,00	–	1,50	3,00	–	–	100,00
4729	1,32	–	1,32	1,32	–	–	100,00
4731	4,58	0,19	1,14	4,39	–	–	50,00
4732	8,57	–	–	8,57	–	–	100,00
4741	4,16	–	–	4,16	–	–	100,00
4742	2,22	–	–	2,22	–	–	–
4743	2,66	–	2,66	2,66	–	–	–
4744	4,14	0,12	3,04	4,02	12,17	29,41	44,12
4751	7,75	–	2,82	7,75	–	–	90,91
4752	4,36	–	2,62	3,49	–	–	100,00
4753	3,92	–	0,56	3,92	–	–	28,57
4754	1,82	–	1,04	1,82	–	–	57,14
4755	2,58	0,52	0,52	2,58	–	–	40,00
4757	5,88	–	–	5,88	–	–	–
4759	4,46	–	1,49	4,46	–	–	66,67
4761	1,68	–	–	1,68	–	–	50,00
4763	1,00	–	–	1,00	–	–	100,00
4771	1,42	–	0,95	1,26	–	–	88,89
4772	3,10	–	0,78	3,10	–	–	100,00
4773	4,43	–	–	4,43	–	–	–
4774	3,84	–	0,64	3,20	–	–	66,67
4781	6,90	0,64	3,61	6,90	–	–	80,00
4782	5,27	–	1,05	5,27	–	–	80,00
4783	–	–	–	–	–	–	–
4784	5,21	–	2,60	4,34	–	–	16,67
4789	1,69	0,28	0,28	1,69	–	–	66,67
4912	44,26	–	44,26	22,13	–	–	12,50
4921	17,03	8,51	2,32	16,77	–	–	24,24
4922	5,89	1,96	1,96	5,89	–	–	–
4923	5,09	–	5,09	5,09	–	–	–
4929	4,77	2,39	2,39	4,77	–	–	50,00
4930	7,84	–	4,59	6,88	–	–	26,83
5011	20,00	–	20,00	20,00	–	–	–
5030	15,04	–	5,01	10,03	–	–	33,33
5099	11,79	–	5,90	11,79	–	–	100,00
5111	12,09	–	–	9,07	–	–	50,00
5211	4,22	–	4,22	4,22	–	–	–

Capítulo 70 - Rio Grande do Norte

70.2 - Indicadores de acidentes do trabalho, segundo a Classificação Nacional de Atividades Econômicas (CNAE), dos estabelecimentos localizados no estado do Rio Grande do Norte - 2016

(continuação)

CNAE	INDICADORES DE ACIDENTES DO TRABALHO						
	Incidência (por 1.000 vínculos)	Incidência de Doenças Ocupacionais (por 1.000 vínculos)	Incidência de Acidentes Típicos (por 1.000 vínculos)	Incidência de Incapacidade Temporária (por 1.000 vínculos)	Taxa de Mortalidade (por 100.000 vínculos)	Taxa de Letalidade (por 1.000 acidentes)	Acidentalidade para a faixa 16 a 34 anos (por 100 acidentes)
5212	8,35	–	5,57	8,35	–	–	–
5223	–	–	–	–	–	–	–
5229	–	–	–	–	–	–	–
5231	12,01	–	12,01	12,01	–	–	–
5240	13,96	–	4,65	13,96	–	–	50,00
5310	120,03	4,69	105,28	120,03	–	–	35,75
5320	19,11	–	11,47	19,11	–	–	40,00
5510	14,02	0,61	7,19	13,78	–	–	55,65
5590	–	–	–	–	–	–	–
5611	7,22	0,26	2,96	7,22	–	–	70,91
5612	7,32	–	7,32	7,32	–	–	100,00
5620	6,11	–	3,29	5,64	–	–	38,46
5822	5,84	–	–	5,84	–	–	100,00
5911	–	–	–	–	–	–	–
5914	–	–	–	–	–	–	–
6010	2,29	–	2,29	–	–	–	–
6021	8,73	–	2,91	8,73	–	–	33,33
6110	12,70	–	9,52	12,70	–	–	50,00
6120	–	–	–	–	–	–	–
6141	21,77	–	8,96	21,77	–	–	76,47
6190	7,15	–	7,15	7,15	–	–	100,00
6201	4,30	–	–	4,30	–	–	50,00
6202	–	–	–	–	–	–	–
6209	9,22	–	1,54	9,22	–	–	100,00
6311	0,86	–	0,86	0,86	–	–	100,00
6421	5,26	2,63	1,75	5,26	–	–	33,33
6422	25,57	8,75	10,09	18,17	–	–	18,42
6423	1,78	0,89	–	0,89	–	–	50,00
6424	11,65	–	5,83	11,65	–	–	50,00
6462	4,83	–	–	4,83	–	–	–
6491	–	–	–	–	–	–	–
6493	–	–	–	–	–	–	–
6550	8,53	–	2,44	6,10	–	–	28,57
6619	6,13	–	6,13	6,13	–	–	–
6622	–	–	–	–	–	–	–
6810	4,12	–	1,37	4,12	–	–	–
6821	6,39	–	4,80	6,39	–	–	–
6822	3,55	–	–	3,55	–	–	66,67
6911	1,69	–	0,85	0,85	–	–	50,00
6912	–	–	–	–	–	–	–
6920	1,48	–	0,74	1,48	–	–	50,00
7020	5,52	–	2,76	5,52	–	–	50,00
7112	15,48	1,03	12,38	10,32	103,18	66,67	46,67
7119	12,64	–	5,06	10,11	–	–	20,00
7210	–	–	–	–	–	–	–
7311	–	–	–	–	–	–	–
7319	10,41	–	7,81	10,41	–	–	50,00
7420	–	–	–	–	–	–	–
7490	20,33	–	7,62	15,24	–	–	25,00
7711	13,66	0,68	4,78	12,29	–	–	55,00
7723	–	–	–	–	–	–	–
7729	–	–	–	–	–	–	–
7732	7,48	–	3,74	7,48	–	–	50,00
7733	13,22	–	6,61	13,22	–	–	75,00
7739	5,18	–	5,18	5,18	–	–	100,00
7810	0,84	–	–	0,42	–	–	50,00
7820	5,97	0,26	0,78	5,54	–	–	39,13
7830	5,16	–	1,93	5,16	–	–	12,50
7911	1,19	–	–	1,19	–	–	100,00
8011	10,96	–	2,97	10,04	–	–	55,93
8012	31,88	1,39	6,93	31,88	69,30	21,74	56,52
8020	17,03	–	7,66	17,03	–	–	75,00
8111	2,60	–	0,65	2,28	–	–	50,00

Capítulo 70 - Rio Grande do Norte

70.2 - Indicadores de acidentes do trabalho, segundo a Classificação Nacional de Atividades Econômicas (CNAE), dos estabelecimentos localizados no estado do Rio Grande do Norte - 2016

(conclusão)

CNAE	INDICADORES DE ACIDENTES DO TRABALHO						
	Incidência (por 1.000 vínculos)	Incidência de Doenças Ocupacionais (por 1.000 vínculos)	Incidência de Acidentes Típicos (por 1.000 vínculos)	Incidência de Incapacidade Temporária (por 1.000 vínculos)	Taxa de Mortalidade (por 100.000 vínculos)	Taxa de Letalidade (por 1.000 acidentes)	Acidentalidade para a faixa 16 a 34 anos (por 100 acidentes)
8112	4,62	0,80	1,75	4,62	–	–	31,03
8121	4,60	–	0,92	4,60	–	–	60,00
8122	16,09	–	5,36	16,09	–	–	33,33
8211	4,36	0,54	1,09	4,36	54,47	125,00	37,50
8219	1,36	–	–	1,36	–	–	100,00
8220	27,77	1,74	3,09	24,95	–	–	83,09
8230	9,33	–	7,00	9,33	–	–	75,00
8291	9,04	–	3,87	9,04	–	–	100,00
8299	3,49	–	2,49	3,49	–	–	71,43
8411	0,74	–	0,46	0,70	–	–	33,82
8412	–	–	–	–	–	–	–
8424	–	–	–	–	–	–	–
8511	7,50	–	2,50	5,00	–	–	33,33
8512	2,01	–	1,00	1,76	–	–	75,00
8513	1,59	0,14	1,16	1,45	–	–	9,09
8520	4,06	–	2,84	4,06	–	–	20,00
8531	0,49	–	0,49	0,49	–	–	–
8532	3,38	0,38	2,26	3,01	–	–	77,78
8533	–	–	–	–	–	–	–
8541	1,89	–	1,89	1,89	–	–	100,00
8550	4,47	–	4,47	4,47	–	–	–
8591	–	–	–	–	–	–	–
8593	–	–	–	–	–	–	–
8599	1,62	–	0,81	1,62	–	–	50,00
8610	47,68	0,20	37,40	18,95	–	–	48,63
8630	0,88	–	0,44	0,88	–	–	100,00
8640	8,54	–	6,40	4,62	–	–	54,17
8650	–	–	–	–	–	–	–
8690	8,22	–	–	8,22	–	–	50,00
8711	18,91	9,46	–	18,91	–	–	50,00
8712	14,18	1,42	8,51	12,76	–	–	70,00
8730	5,66	–	5,66	4,25	–	–	100,00
8800	10,10	0,84	6,73	10,10	–	–	33,33
9001	4,04	–	4,04	4,04	–	–	–
9101	–	–	–	–	–	–	–
9312	16,25	5,42	8,12	16,25	–	–	83,33
9313	0,95	–	–	0,95	–	–	100,00
9319	–	–	–	–	–	–	–
9321	19,94	–	19,94	19,94	–	–	66,67
9329	3,89	–	–	3,89	–	–	100,00
9411	–	–	–	–	–	–	–
9412	4,42	–	–	4,42	–	–	100,00
9420	5,84	1,46	1,46	5,84	–	–	50,00
9430	4,07	0,51	3,06	4,07	–	–	–
9491	1,87	–	1,25	1,87	–	–	–
9499	22,74	–	14,21	22,74	284,29	125,00	75,00
9511	–	–	–	–	–	–	–
9521	1,98	–	–	–	–	–	100,00
9529	3,83	–	–	3,83	383,39	1.000,00	100,00
9601	–	–	–	–	–	–	–
9602	1,16	–	–	1,16	–	–	50,00
9603	18,54	–	12,36	17,31	–	–	46,67
9609	1,85	–	–	1,85	–	–	100,00
9700	–	–	–	–	–	–	–
Outros (1)	26,06	0,28	21,21	11,78	–	–	51,60

Fonte: DATAPREV, CAT, SUB, CNIS.

Notas: 1. Os dados são preliminares, estando sujeitos a correções.
2. As atividades econômicas que apresentam valores zerados para os indicadores são aquelas onde não ocorreram acidentes no período.

(1) Englobam as atividades que possuíam número médio de vínculos no ano menor que 100.

Capítulo 71 - Paraíba

71.1 - Indicadores de acidentes do trabalho, segundo a Classificação Nacional de Atividades Econômicas (CNAE), dos estabelecimentos localizados no estado da Paraíba - 2015

(continua)

CNAE	INDICADORES DE ACIDENTES DO TRABALHO						
	Incidência (por 1.000 vínculos)	Incidência de Doenças Ocupacionais (por 1.000 vínculos)	Incidência de Acidentes Típicos (por 1.000 vínculos)	Incidência de Incapacidade Temporária (por 1.000 vínculos)	Taxa de Mortalidade (por 100.000 vínculos)	Taxa de Letalidade (por 1.000 acidentes)	Acidentalidade para a faixa 16 a 34 anos (por 100 acidentes)
TOTAL	**7,94**	**0,43**	**3,48**	**7,38**	**4,62**	**5,82**	**53,02**
0111	8,70	–	–	8,70	–	–	50,00
0113	7,90	–	7,42	7,66	–	–	63,64
0116	–	–	–	–	–	–	–
0121	6,75	–	–	6,75	–	–	–
0133	3,34	–	–	3,34	–	–	100,00
0139	9,00	–	9,00	9,00	–	–	100,00
0151	1,41	–	1,41	1,41	–	–	–
0155	10,22	–	5,11	10,22	–	–	65,00
0161	–	–	–	–	–	–	–
0210	110,04	–	110,04	87,47	–	–	43,59
0321	–	–	–	–	–	–	–
0729	5,13	–	5,13	–	–	–	–
0810	5,33	–	4,27	5,33	–	–	60,00
0899	–	–	–	–	–	–	–
1011	5,91	–	5,91	5,91	–	–	–
1012	9,12	–	0,83	9,12	–	–	54,55
1020	–	–	–	–	–	–	–
1031	–	–	–	–	–	–	–
1033	30,65	–	30,65	30,65	–	–	66,67
1051	–	–	–	–	–	–	–
1052	–	–	–	–	–	–	–
1053	16,76	–	8,38	16,76	–	–	66,67
1062	9,18	–	4,59	9,18	–	–	100,00
1064	21,89	3,13	12,51	21,89	–	–	50,00
1066	42,88	–	42,88	35,09	1.169,59	272,73	27,27
1069	39,46	–	32,88	42,28	–	–	73,81
1071	7,69	–	6,01	7,69	–	–	53,13
1081	28,25	–	21,68	28,25	–	–	48,84
1091	2,83	0,24	1,41	2,59	–	–	25,00
1092	6,22	–	2,07	6,22	–	–	66,67
1094	–	–	–	–	–	–	–
1099	9,36	–	7,02	9,36	–	–	25,00
1111	6,48	–	6,48	6,48	–	–	66,67
1112	5,27	–	5,27	5,27	–	–	–
1113	26,66	6,15	10,25	14,36	–	–	53,85
1121	22,58	–	14,11	22,58	–	–	87,50
1122	89,73	1,55	55,69	89,73	–	–	81,03
1311	15,37	0,77	8,97	15,37	51,24	33,33	45,00
1312	11,40	2,85	5,70	11,40	–	–	75,00
1313	–	–	–	–	–	–	–
1321	10,03	2,60	1,11	9,66	–	–	29,63
1330	3,92	–	3,92	3,92	–	–	–
1351	2,37	–	0,79	2,37	–	–	100,00
1352	7,72	–	7,72	7,72	–	–	100,00
1354	9,57	–	9,57	9,57	–	–	100,00
1411	7,03	0,64	4,47	7,03	–	–	100,00
1412	1,25	0,83	0,42	1,25	–	–	33,33
1414	–	–	–	–	–	–	–
1422	–	–	–	–	–	–	–
1521	–	–	–	–	–	–	–
1529	–	–	–	–	–	–	–
1531	3,09	1,54	–	3,09	–	–	–
1532	29,57	3,74	2,62	28,07	–	–	58,23
1533	–	–	–	–	–	–	–
1539	21,52	6,26	12,03	8,80	–	–	80,00
1540	–	–	–	–	–	–	–
1622	11,28	5,64	5,64	11,28	–	–	50,00

Capítulo 71 - Paraíba

71.1 - Indicadores de acidentes do trabalho, segundo a Classificação Nacional de Atividades Econômicas (CNAE), dos estabelecimentos localizados no estado da Paraíba - 2015

(continuação)

CNAE	INDICADORES DE ACIDENTES DO TRABALHO						
	Incidência (por 1.000 vínculos)	Incidência de Doenças Ocupacionais (por 1.000 vínculos)	Incidência de Acidentes Típicos (por 1.000 vínculos)	Incidência de Incapacidade Temporária (por 1.000 vínculos)	Taxa de Mortalidade (por 100.000 vínculos)	Taxa de Letalidade (por 1.000 acidentes)	Acidentalidade para a faixa 16 a 34 anos (por 100 acidentes)
1731	43,88	–	38,03	43,88	–	–	40,00
1741	18,65	5,33	10,65	23,97	–	–	14,29
1811	15,42	–	7,71	15,42	–	–	66,67
1813	2,99	–	2,99	2,99	–	–	100,00
1821	–	–	–	–	–	–	–
1822	–	–	–	–	–	–	–
1931	12,94	0,44	10,08	8,33	–	–	49,15
2061	6,31	–	–	6,31	–	–	–
2062	6,41	–	6,41	12,81	–	–	100,00
2063	–	–	–	–	–	–	–
2071	5,70	–	5,70	5,70	–	–	–
2099	–	–	–	–	–	–	–
2212	8,57	–	8,57	8,57	–	–	–
2219	11,62	–	5,81	11,62	–	–	25,00
2221	34,33	–	34,33	34,33	–	–	50,00
2222	16,01	–	12,27	15,47	–	–	70,00
2223	17,15	–	8,57	17,15	–	–	33,33
2229	5,74	0,96	1,91	5,74	–	–	83,33
2311	23,03	–	23,03	23,03	1.151,63	500,00	50,00
2320	24,35	–	24,35	15,83	–	–	55,00
2330	6,12	–	4,76	5,44	–	–	33,33
2341	–	–	–	–	–	–	–
2342	15,11	0,56	12,03	15,11	–	–	62,96
2349	17,57	–	15,61	17,57	–	–	44,44
2391	–	–	–	–	–	–	–
2399	6,36	–	5,30	6,36	–	–	33,33
2441	6,79	–	6,79	6,79	–	–	50,00
2511	21,52	–	14,35	21,52	–	–	16,67
2512	1,58	–	1,58	1,58	–	–	100,00
2532	24,47	1,75	17,48	24,47	–	–	35,71
2539	–	–	–	–	–	–	–
2542	3,73	–	3,73	3,73	–	–	–
2593	1,95	–	1,95	1,95	–	–	100,00
2599	–	–	–	–	–	–	–
2621	–	–	–	–	–	–	–
2670	7,36	–	7,36	–	–	–	100,00
2833	19,14	–	9,57	19,14	–	–	50,00
3101	5,52	–	2,21	4,41	–	–	40,00
3102	3,88	–	3,88	3,88	–	–	100,00
3103	23,15	–	23,15	23,15	–	–	66,67
3104	19,76	–	9,88	19,76	–	–	75,00
3250	–	–	–	–	–	–	–
3299	16,36	–	16,36	16,36	–	–	–
3314	6,62	–	3,31	6,62	–	–	100,00
3329	4,79	–	4,79	4,79	–	–	100,00
3511	74,69	–	49,79	58,09	–	–	55,56
3514	32,51	–	26,18	27,02	–	–	71,43
3600	9,10	–	8,51	9,10	–	–	29,03
3811	27,60	–	16,98	27,60	70,76	25,64	46,15
3832	7,95	–	7,95	7,95	–	–	–
3839	–	–	–	–	–	–	–
4110	6,62	0,11	4,45	6,51	–	–	53,45
4120	7,51	0,04	5,11	7,43	15,49	20,62	52,06
4211	10,51	–	6,57	10,51	–	–	62,50
4213	5,04	–	3,78	5,04	–	–	37,50
4221	38,37	–	8,72	37,50	–	–	36,36
4222	16,08	–	8,04	13,40	–	–	50,00
4291	7,79	–	7,79	7,79	–	–	100,00

Capítulo 71 - Paraíba

71.1 - Indicadores de acidentes do trabalho, segundo a Classificação Nacional de Atividades Econômicas (CNAE), dos estabelecimentos localizados no estado da Paraíba - 2015

(continuação)

CNAE	INDICADORES DE ACIDENTES DO TRABALHO						
	Incidência (por 1.000 vínculos)	Incidência de Doenças Ocupacionais (por 1.000 vínculos)	Incidência de Acidentes Típicos (por 1.000 vínculos)	Incidência de Incapacidade Temporária (por 1.000 vínculos)	Taxa de Mortalidade (por 100.000 vínculos)	Taxa de Letalidade (por 1.000 acidentes)	Acidentalidade para a faixa 16 a 34 anos (por 100 acidentes)
4292	10,44	–	8,70	5,22	–	–	50,00
4299	16,04	–	12,83	13,90	–	–	60,00
4313	16,97	1,70	10,18	16,97	–	–	60,00
4321	5,64	–	4,91	5,64	–	–	69,57
4322	18,67	–	14,00	18,67	–	–	12,50
4329	17,08	–	11,39	11,39	–	–	66,67
4330	2,33	–	2,33	2,33	–	–	50,00
4399	5,99	–	5,99	5,99	199,57	333,33	33,33
4511	6,27	–	2,09	5,97	–	–	71,43
4520	3,63	–	1,45	3,63	–	–	60,00
4530	4,55	–	2,87	4,55	–	–	73,68
4541	1,40	–	0,47	1,40	–	–	100,00
4617	9,55	–	–	9,55	–	–	–
4618	–	–	–	–	–	–	–
4619	–	–	–	–	–	–	–
4623	5,34	–	5,34	5,34	–	–	–
4632	4,52	–	1,51	4,52	–	–	66,67
4633	–	–	–	–	–	–	–
4634	3,06	1,53	–	3,06	–	–	50,00
4635	16,39	1,17	7,02	16,39	–	–	71,43
4637	–	–	–	–	–	–	–
4639	10,71	–	6,70	10,38	–	–	71,88
4641	–	–	–	–	–	–	–
4642	–	–	–	–	–	–	–
4643	9,84	–	9,84	9,84	–	–	100,00
4644	3,19	–	1,06	3,19	–	–	33,33
4645	3,91	–	1,95	3,91	–	–	50,00
4646	2,23	2,23	–	2,23	–	–	50,00
4647	–	–	–	–	–	–	–
4649	6,57	–	4,38	6,57	–	–	66,67
4651	–	–	–	–	–	–	–
4652	10,67	–	5,34	10,67	–	–	100,00
4665	–	–	–	–	–	–	–
4671	14,47	–	7,23	14,47	–	–	50,00
4672	12,87	–	8,05	12,87	160,92	125,00	100,00
4673	–	–	–	–	–	–	–
4674	23,11	–	23,11	23,11	–	–	100,00
4679	3,19	–	2,13	3,19	–	–	83,33
4681	–	–	–	–	–	–	–
4684	–	–	–	–	–	–	–
4687	2,75	–	2,75	2,75	–	–	100,00
4689	–	–	–	–	–	–	–
4691	4,70	0,67	2,01	4,03	–	–	71,43
4693	7,68	1,10	1,65	7,68	–	–	57,14
4711	13,62	0,94	7,80	12,99	–	–	66,41
4712	1,68	0,14	0,56	1,68	–	–	50,00
4713	5,44	0,42	2,51	5,02	–	–	46,15
4721	–	–	–	–	–	–	–
4722	6,77	–	4,06	6,77	–	–	40,00
4723	6,69	–	2,23	6,69	–	–	100,00
4724	3,76	–	1,88	3,76	–	–	–
4729	–	–	–	–	–	–	–
4731	2,70	–	1,57	2,70	–	–	75,00
4741	4,51	–	–	4,51	–	–	–
4742	1,73	–	1,73	1,73	–	–	–
4743	1,91	–	1,91	1,91	–	–	–
4744	4,64	0,30	2,84	4,64	–	–	70,97
4751	–	–	–	–	–	–	–
4752	7,05	–	2,82	7,05	–	–	100,00

Capítulo 71 - Paraíba

71.1 - Indicadores de acidentes do trabalho, segundo a Classificação Nacional de Atividades Econômicas (CNAE), dos estabelecimentos localizados no estado da Paraíba - 2015

(continuação)

CNAE	INDICADORES DE ACIDENTES DO TRABALHO						
	Incidência (por 1.000 vínculos)	Incidência de Doenças Ocupacionais (por 1.000 vínculos)	Incidência de Acidentes Típicos (por 1.000 vínculos)	Incidência de Incapacidade Temporária (por 1.000 vínculos)	Taxa de Mortalidade (por 100.000 vínculos)	Taxa de Letalidade (por 1.000 acidentes)	Acidentalidade para a faixa 16 a 34 anos (por 100 acidentes)
4753	3,14	0,52	1,05	3,14	52,39	166,67	66,67
4754	2,30	–	1,04	2,30	–	–	72,73
4755	0,42	–	0,42	0,42	–	–	100,00
4757	–	–	–	–	–	–	–
4759	2,44	–	–	2,44	–	–	100,00
4761	1,90	–	0,95	1,90	–	–	50,00
4763	2,37	–	1,19	2,37	–	–	100,00
4771	2,19	–	0,31	2,19	–	–	92,86
4772	1,47	–	–	1,47	–	–	100,00
4773	–	–	–	–	–	–	–
4774	2,94	–	0,74	2,94	–	–	75,00
4781	1,88	0,58	0,58	1,88	–	–	76,92
4782	7,64	0,64	4,46	7,64	–	–	87,50
4783	4,42	–	2,21	4,42	–	–	50,00
4784	8,38	–	3,14	8,38	–	–	62,50
4789	1,42	–	0,36	1,42	–	–	50,00
4912	45,82	–	41,24	41,24	–	–	20,00
4921	7,97	0,70	2,58	7,74	–	–	29,41
4922	6,46	–	–	4,84	–	–	25,00
4923	–	–	–	–	–	–	–
4929	4,79	–	2,40	4,79	–	–	50,00
4930	5,83	0,47	2,80	5,60	23,34	40,00	52,00
5111	57,25	–	4,40	57,25	–	–	69,23
5211	14,41	–	4,80	14,41	–	–	33,33
5212	19,80	–	3,96	19,80	–	–	40,00
5222	16,54	–	8,27	16,54	–	–	100,00
5223	–	–	–	–	–	–	–
5229	18,51	–	–	18,51	–	–	66,67
5240	11,06	–	8,30	11,06	–	–	–
5250	8,88	–	5,92	8,88	–	–	66,67
5310	143,42	10,69	108,82	137,76	–	–	30,70
5320	17,34	2,48	7,43	17,34	–	–	57,14
5510	6,01	0,29	3,15	6,01	–	–	71,43
5590	–	–	–	–	–	–	–
5611	3,04	–	1,09	2,96	–	–	64,10
5620	3,51	0,70	2,11	3,51	–	–	20,00
5822	5,95	–	–	5,95	–	–	66,67
5829	–	–	–	–	–	–	–
5911	–	–	–	–	–	–	–
5914	–	–	–	–	–	–	–
6010	1,16	–	–	1,16	–	–	100,00
6021	3,87	–	–	3,87	–	–	–
6110	20,67	–	17,91	17,91	–	–	60,00
6120	17,06	–	7,31	17,06	–	–	71,43
6190	–	–	–	–	–	–	–
6201	22,22	–	–	22,22	–	–	28,57
6202	6,77	–	–	6,77	–	–	100,00
6203	–	–	–	–	–	–	–
6209	–	–	–	–	–	–	–
6311	–	–	–	–	–	–	–
6319	–	–	–	–	–	–	–
6421	16,34	3,44	10,32	14,62	–	–	31,58
6422	23,94	10,44	5,53	25,17	–	–	25,64
6423	4,43	2,66	–	4,43	88,64	200,00	20,00
6424	5,52	–	–	5,52	–	–	100,00
6550	7,37	1,64	2,46	6,55	–	–	66,67
6619	–	–	–	–	–	–	–
6622	4,31	–	4,31	4,31	–	–	–
6810	6,44	–	4,29	6,44	214,55	333,33	66,67
6821	5,37	2,68	2,68	5,37	–	–	50,00
6822	4,61	–	4,61	4,61	–	–	50,00
6911	–	–	–	–	–	–	–
6912	–	–	–	–	–	–	–
6920	1,38	–	0,46	1,38	–	–	100,00
7020	2,54	–	–	2,54	–	–	–
7112	14,38	1,31	6,54	14,38	–	–	18,18
7210	4,46	–	2,23	4,46	–	–	50,00
7311	–	–	–	–	–	–	–
7319	7,30	–	1,82	7,30	–	–	100,00
7420	–	–	–	–	–	–	–
7490	38,71	–	4,84	38,71	483,87	125,00	75,00
7711	5,47	–	5,47	5,47	–	–	100,00
7723	–	–	–	–	–	–	–
7729	–	–	–	–	–	–	–
7732	3,20	–	1,60	4,81	–	–	50,00
7733	28,30	–	–	18,87	–	–	33,33
7739	6,64	–	3,32	6,64	–	–	100,00
7810	3,58	–	–	3,58	–	–	100,00

Capítulo 71 - Paraíba

71.1 - Indicadores de acidentes do trabalho, segundo a Classificação Nacional de Atividades Econômicas (CNAE), dos estabelecimentos localizados no estado da Paraíba - 2015

(conclusão)

CNAE	INDICADORES DE ACIDENTES DO TRABALHO						
	Incidência (por 1.000 vínculos)	Incidência de Doenças Ocupacionais (por 1.000 vínculos)	Incidência de Acidentes Típicos (por 1.000 vínculos)	Incidência de Incapacidade Temporária (por 1.000 vínculos)	Taxa de Mortalidade (por 100.000 vínculos)	Taxa de Letalidade (por 1.000 acidentes)	Acidentalidade para a faixa 16 a 34 anos (por 100 acidentes)
7820	62,85	–	18,48	62,85	–	–	82,35
7830	2,68	–	0,89	2,68	–	–	–
7911	–	–	–	–	–	–	–
8011	6,46	0,35	1,40	6,29	34,94	54,05	67,57
8012	12,75	0,55	4,99	12,75	–	–	73,91
8020	11,53	–	1,44	11,53	–	–	50,00
8111	12,88	–	–	12,88	–	–	100,00
8112	2,46	0,11	1,46	2,46	11,20	45,45	54,55
8121	0,96	–	0,19	0,96	–	–	40,00
8211	2,15	–	0,72	2,15	–	–	100,00
8219	–	–	–	–	–	–	–
8220	11,48	1,70	1,46	11,48	–	–	87,32
8230	4,99	–	2,50	4,99	–	–	50,00
8291	–	–	–	–	–	–	–
8299	0,63	–	0,63	0,63	–	–	–
8411	0,18	0,02	0,09	0,17	–	–	43,48
8412	–	–	–	–	–	–	–
8413	–	–	–	–	–	–	–
8423	–	–	–	–	–	–	–
8430	2,14	2,14	–	2,14	–	–	–
8511	77,60	–	1,65	77,60	–	–	31,91
8512	1,82	–	0,78	1,82	–	–	42,86
8513	1,10	–	0,47	1,10	–	–	57,14
8520	1,62	–	1,21	1,62	–	–	50,00
8531	2,31	–	0,63	2,31	–	–	54,55
8532	1,51	–	1,01	1,01	–	–	–
8533	–	–	–	–	–	–	–
8541	–	–	–	–	–	–	–
8593	1,27	1,27	–	1,27	–	–	–
8599	6,12	0,29	3,50	5,53	–	–	42,86
8610	10,44	0,33	6,63	10,22	10,88	10,42	36,46
8630	–	–	–	–	–	–	–
8640	2,09	0,35	1,40	2,09	–	–	66,67
8650	–	–	–	–	–	–	–
8660	8,87	–	6,74	5,68	–	–	24,00
8690	–	–	–	–	–	–	–
8711	–	–	–	–	–	–	–
8712	–	–	–	–	–	–	–
8720	6,12	–	6,12	–	–	–	–
8730	5,12	–	5,12	5,12	–	–	100,00
8800	–	–	–	–	–	–	–
9001	–	–	–	–	–	–	–
9312	12,19	3,05	6,09	12,19	–	–	100,00
9313	–	–	–	–	–	–	–
9319	–	–	–	–	–	–	–
9321	16,85	–	16,85	16,85	–	–	50,00
9329	–	–	–	–	–	–	–
9411	–	–	–	–	–	–	–
9412	6,19	–	6,19	6,19	–	–	33,33
9420	–	–	–	–	–	–	–
9430	3,07	0,77	–	3,07	–	–	37,50
9491	2,97	–	1,19	2,97	–	–	20,00
9492	–	–	–	–	–	–	–
9499	32,14	1,07	22,50	17,14	–	–	63,33
9511	8,36	2,79	2,79	8,36	–	–	33,33
9521	9,00	–	–	9,00	–	–	33,33
9529	–	–	–	–	–	–	–
9601	6,36	–	–	6,36	–	–	50,00
9602	1,48	–	1,48	1,48	–	–	50,00
9603	3,69	–	1,23	3,69	–	–	66,67
9609	–	–	–	–	–	–	–
9700	–	–	–	–	–	–	–
Outros(1)	19,17	0,88	5,01	19,02	29,49	15,38	48,46

Fonte: DATAPREV, CAT, SUB, CNIS.

Notas: 1. Os dados são preliminares, estando sujeitos a correções.
2. As atividades econômicas que apresentam valores zerados para os indicadores são aquelas onde não ocorreram acidentes no período.

(1) Englobam as atividades que possuíam número médio de vínculos no ano menor que 100.

Capítulo 71 - Paraíba

71.2 - Indicadores de acidentes do trabalho, segundo a Classificação Nacional de Atividades Econômicas (CNAE), dos estabelecimentos localizados no estado da Paraíba - 2016

(continua)

CNAE	INDICADORES DE ACIDENTES DO TRABALHO						
	Incidência (por 1.000 vínculos)	Incidência de Doenças Ocupacionais (por 1.000 vínculos)	Incidência de Acidentes Típicos (por 1.000 vínculos)	Incidência de Incapacidade Temporária (por 1.000 vínculos)	Taxa de Mortalidade (por 100.000 vínculos)	Taxa de Letalidade (por 1.000 acidentes)	Acidentalidade para a faixa 16 a 34 anos (por 100 acidentes)
TOTAL	**7,80**	**0,37**	**3,25**	**7,31**	**3,65**	**4,68**	**49,50**
0111	2,35	–	–	2,35	–	–	–
0113	6,04	–	5,07	6,04	–	–	48,00
0116	–	–	–	–	–	–	–
0121	5,07	5,07	–	5,07	–	–	–
0133	2,30	–	1,15	2,30	–	–	50,00
0139	–	–	–	–	–	–	–
0151	2,78	–	2,78	2,78	–	–	50,00
0155	6,66	–	2,78	6,66	55,51	83,33	58,33
0161	0,42	–	0,42	0,42	–	–	100,00
0210	40,86	–	37,72	37,72	–	–	38,46
0321	–	–	–	–	–	–	–
0322	–	–	–	–	–	–	–
0729	17,03	–	17,03	5,68	–	–	33,33
0810	8,97	1,28	7,69	8,97	–	–	14,29
0899	4,69	4,69	–	–	–	–	–
1011	29,54	–	29,54	5,91	–	–	20,00
1012	8,20	–	2,73	8,20	–	–	55,56
1020	7,32	–	7,32	7,32	–	–	100,00
1031	12,25	–	4,08	12,25	–	–	100,00
1033	30,15	–	21,11	30,15	301,51	100,00	80,00
1051	–	–	–	–	–	–	–
1052	3,59	–	–	3,59	–	–	100,00
1053	5,57	–	5,57	5,57	–	–	100,00
1062	22,68	–	13,61	22,68	–	–	60,00
1064	14,69	–	8,16	14,69	–	–	44,44
1066	18,38	–	13,78	18,38	–	–	25,00
1069	41,70	2,91	32,98	41,70	–	–	62,79
1071	9,75	–	6,93	10,00	–	–	44,74
1081	26,10	0,69	17,17	25,41	–	–	68,42
1091	4,47	1,65	1,18	2,59	–	–	42,11
1092	6,11	–	–	8,15	203,74	333,33	33,33
1094	–	–	–	–	–	–	–
1099	–	–	–	–	–	–	–
1111	–	–	–	–	–	–	–
1112	5,47	–	–	5,47	–	–	–
1113	4,43	–	2,22	2,22	–	–	–
1121	34,46	–	18,55	34,46	–	–	53,85
1122	71,93	–	50,35	66,54	–	–	70,00
1311	10,57	1,06	5,81	10,30	26,42	25,00	32,50
1312	–	–	–	–	–	–	–
1313	5,72	–	5,72	5,72	–	–	100,00
1321	6,32	0,45	0,45	6,32	–	–	28,57
1330	9,10	–	–	9,10	–	–	–
1351	0,88	–	0,88	0,88	–	–	100,00
1411	8,44	0,70	2,81	8,44	–	–	75,00
1412	2,42	0,48	0,48	2,42	–	–	80,00
1414	–	–	–	–	–	–	–
1422	–	–	–	–	–	–	–
1521	–	–	–	–	–	–	–
1529	–	–	–	–	–	–	–
1531	3,16	1,58	–	1,58	–	–	50,00
1532	31,65	2,75	2,06	30,27	–	–	52,17
1533	–	–	–	–	–	–	–
1539	12,09	4,00	4,47	6,47	–	–	81,89
1540	12,79	–	12,79	12,79	–	–	33,33
1622	–	–	–	–	–	–	–
1731	51,46	4,68	32,75	51,46	–	–	45,45
1741	13,28	–	13,28	13,28	–	–	25,00
1811	31,98	–	24,60	31,98	–	–	69,23
1813	4,73	–	1,58	4,73	–	–	–

Capítulo 71 - Paraíba

71.2 - Indicadores de acidentes do trabalho, segundo a Classificação Nacional de Atividades Econômicas (CNAE), dos estabelecimentos localizados no estado da Paraíba - 2016

(continuação)

CNAE	INDICADORES DE ACIDENTES DO TRABALHO						
	Incidência (por 1.000 vínculos)	Incidência de Doenças Ocupacionais (por 1.000 vínculos)	Incidência de Acidentes Típicos (por 1.000 vínculos)	Incidência de Incapacidade Temporária (por 1.000 vínculos)	Taxa de Mortalidade (por 100.000 vínculos)	Taxa de Letalidade (por 1.000 acidentes)	Acidentalidade para a faixa 16 a 34 anos (por 100 acidentes)
1821	8,50	–	–	8,50	–	–	100,00
1822	17,47	–	–	17,47	–	–	100,00
1931	15,06	–	12,55	10,95	–	–	46,97
2061	–	–	–	–	–	–	–
2062	6,40	–	6,40	6,40	–	–	–
2071	–	–	–	–	–	–	–
2099	–	–	–	–	–	–	–
2212	–	–	–	–	–	–	–
2219	11,10	–	2,78	11,10	–	–	50,00
2222	28,99	–	20,11	28,99	–	–	67,35
2223	15,67	–	7,83	15,67	–	–	50,00
2229	17,21	1,15	9,18	16,06	–	–	46,67
2311	24,86	–	12,43	24,86	621,44	250,00	25,00
2320	28,63	–	24,73	26,03	–	–	59,09
2330	8,66	–	3,46	8,66	–	–	70,00
2342	21,97	0,97	17,44	21,64	–	–	61,76
2349	11,38	–	9,48	11,38	–	–	16,67
2391	5,41	2,70	2,70	2,70	–	–	–
2399	2,28	–	2,28	2,28	–	–	100,00
2441	3,94	–	3,94	3,94	–	–	100,00
2511	3,57	–	3,57	3,57	–	–	100,00
2512	3,31	–	3,31	3,31	–	–	50,00
2532	7,23	–	3,61	7,23	–	–	75,00
2539	19,04	–	–	19,04	–	–	100,00
2542	37,99	–	16,88	37,99	–	–	44,44
2593	2,31	–	2,31	2,31	–	–	–
2599	5,10	–	5,10	5,10	–	–	–
2670	8,02	–	–	8,02	–	–	–
3101	3,29	–	3,29	3,29	–	–	–
3102	–	–	–	–	–	–	–
3104	20,87	–	8,95	20,87	–	–	28,57
3250	–	–	–	–	–	–	–
3299	8,78	–	8,78	8,78	–	–	–
3314	3,59	3,59	–	3,59	–	–	100,00
3329	19,32	–	9,66	14,49	–	–	75,00
3511	50,94	–	36,39	29,11	–	–	57,14
3514	29,76	–	23,29	19,84	43,13	14,49	59,42
3600	10,59	–	5,75	9,98	30,25	28,57	22,86
3811	25,84	0,81	18,57	22,61	–	–	34,38
3812	–	–	–	–	–	–	–
3821	–	–	–	–	–	–	–
3832	–	–	–	–	–	–	–
3839	5,35	5,35	–	5,35	–	–	–
4110	7,29	0,13	5,67	7,42	13,49	18,52	61,11
4120	7,28	0,23	4,84	7,14	13,82	18,99	43,04
4211	11,45	–	5,73	9,54	–	–	50,00
4213	5,99	–	2,66	5,32	–	–	66,67
4221	27,59	–	6,90	27,59	–	–	35,71
4222	18,27	6,09	8,12	10,15	–	–	33,33
4292	16,35	–	8,17	8,17	–	–	–
4299	20,07	0,96	10,51	19,11	–	–	47,62
4313	8,16	–	8,16	4,08	–	–	75,00
4321	7,44	–	3,19	7,44	–	–	50,00
4322	8,38	–	2,09	8,38	–	–	50,00
4329	11,48	–	11,48	11,48	–	–	50,00
4330	2,88	–	2,88	2,88	–	–	100,00
4399	7,32	–	5,49	7,32	–	–	50,00
4511	5,88	–	3,11	5,54	–	–	76,47
4520	5,98	–	3,74	5,98	–	–	75,00
4530	2,92	0,24	1,70	2,92	–	–	66,67
4541	2,92	0,49	0,97	2,92	48,73	166,67	66,67

Capítulo 71 - Paraíba

71.2 - Indicadores de acidentes do trabalho, segundo a Classificação Nacional de Atividades Econômicas (CNAE), dos estabelecimentos localizados no estado da Paraíba - 2016

(continuação)

CNAE	INDICADORES DE ACIDENTES DO TRABALHO						
	Incidência (por 1.000 vínculos)	Incidência de Doenças Ocupacionais (por 1.000 vínculos)	Incidência de Acidentes Típicos (por 1.000 vínculos)	Incidência de Incapacidade Temporária (por 1.000 vínculos)	Taxa de Mortalidade (por 100.000 vínculos)	Taxa de Letalidade (por 1.000 acidentes)	Acidentalidade para a faixa 16 a 34 anos (por 100 acidentes)
4617	–	–	–	–	–	–	–
4618	–	–	–	–	–	–	–
4623	–	–	–	–	–	–	–
4632	2,94	–	2,94	2,94	–	–	100,00
4633	–	–	–	–	–	–	–
4634	12,39	–	6,19	12,39	–	–	62,50
4635	15,76	0,58	7,59	15,76	–	–	66,67
4637	8,24	–	–	8,24	–	–	33,33
4639	9,41	–	3,83	9,41	–	–	48,15
4641	3,59	–	–	3,59	–	–	100,00
4642	–	–	–	–	–	–	–
4644	2,99	–	2,00	2,99	–	–	33,33
4645	3,92	–	3,92	1,96	–	–	–
4646	3,26	1,09	–	3,26	–	–	33,33
4647	4,71	–	4,71	4,71	–	–	100,00
4649	12,73	–	6,36	12,73	–	–	56,25
4651	5,90	–	5,90	5,90	–	–	–
4652	–	–	–	–	–	–	–
4671	–	–	–	–	–	–	–
4672	12,87	–	9,19	12,87	–	–	28,57
4673	–	–	–	–	–	–	–
4679	3,35	0,56	2,23	3,35	–	–	50,00
4681	11,46	–	–	11,46	–	–	100,00
4684	19,62	–	19,62	19,62	–	–	100,00
4687	2,70	–	2,70	2,70	–	–	–
4689	11,59	–	11,59	11,59	–	–	100,00
4691	9,50	–	5,43	8,83	–	–	64,29
4693	10,22	0,64	5,11	10,22	–	–	62,50
4711	11,16	0,74	6,00	11,16	10,53	9,43	60,38
4712	1,92	0,14	0,82	1,92	–	–	71,43
4713	8,88	–	3,45	8,88	–	–	94,44
4721	1,97	–	0,66	1,97	–	–	66,67
4722	4,22	–	2,81	4,22	–	–	100,00
4723	–	–	–	–	–	–	–
4724	1,84	–	–	1,84	–	–	100,00
4729	3,57	–	2,68	3,57	–	–	75,00
4731	2,22	–	0,67	2,22	–	–	80,00
4741	–	–	–	–	–	–	–
4742	–	–	–	–	–	–	–
4743	4,15	–	2,07	6,22	207,25	500,00	100,00
4744	4,13	0,16	3,18	4,13	–	–	38,46
4751	1,03	1,03	–	1,03	–	–	–
4752	8,72	1,45	4,36	8,72	–	–	50,00
4753	2,90	–	1,16	2,90	–	–	40,00
4754	1,84	–	0,69	1,84	–	–	37,50
4755	0,87	–	0,44	0,87	–	–	50,00
4757	–	–	–	–	–	–	–
4759	2,66	1,33	1,33	2,66	–	–	50,00
4761	2,99	1,00	1,00	2,99	–	–	66,67
4763	1,35	–	–	1,35	–	–	–
4771	2,18	–	1,02	2,18	–	–	60,00
4772	2,30	–	–	2,30	–	–	66,67
4773	–	–	–	–	–	–	–
4774	–	–	–	–	–	–	–
4781	1,34	–	0,30	1,34	–	–	66,67
4782	6,20	–	1,38	6,20	–	–	94,44
4783	2,41	–	–	2,41	–	–	–
4784	4,14	–	1,04	4,14	–	–	50,00
4789	0,74	0,37	–	0,74	–	–	–
4912	63,49	–	63,49	63,49	–	–	–
4921	8,54	1,03	2,07	8,54	–	–	33,33

Capítulo 71 - Paraíba

71.2 - Indicadores de acidentes do trabalho, segundo a Classificação Nacional de Atividades Econômicas (CNAE), dos estabelecimentos localizados no estado da Paraíba - 2016

(continuação)

CNAE	INDICADORES DE ACIDENTES DO TRABALHO						
	Incidência (por 1.000 vínculos)	Incidência de Doenças Ocupacionais (por 1.000 vínculos)	Incidência de Acidentes Típicos (por 1.000 vínculos)	Incidência de Incapacidade Temporária (por 1.000 vínculos)	Taxa de Mortalidade (por 100.000 vínculos)	Taxa de Letalidade (por 1.000 acidentes)	Acidentalidade para a faixa 16 a 34 anos (por 100 acidentes)
4922	8,53	–	–	8,53	–	–	–
4923	–	–	–	–	–	–	–
4929	2,48	–	2,48	2,48	–	–	100,00
4930	8,69	0,47	3,76	8,46	–	–	40,54
5111	55,53	–	30,29	50,48	–	–	45,45
5211	13,19	–	–	13,19	–	–	–
5212	18,50	–	3,70	18,50	–	–	80,00
5222	7,82	–	–	7,82	–	–	100,00
5223	–	–	–	–	–	–	–
5229	6,56	6,56	–	6,56	–	–	–
5240	18,62	2,66	13,30	18,62	–	–	28,57
5250	2,89	–	–	2,89	–	–	–
5310	152,57	8,40	117,01	133,82	–	–	32,63
5320	13,98	–	2,80	13,98	–	–	40,00
5510	6,95	0,29	2,32	6,95	–	–	58,33
5590	3,95	–	–	3,95	–	–	–
5611	4,11	0,08	1,71	4,03	7,75	18,87	75,47
5620	4,20	–	2,10	4,20	–	–	33,33
5822	14,14	–	8,48	14,14	–	–	40,00
5829	4,85	–	4,85	–	–	–	–
5911	5,76	–	5,76	5,76	–	–	100,00
5914	–	–	–	–	–	–	–
6010	–	–	–	–	–	–	–
6021	2,58	–	–	2,58	–	–	50,00
6110	13,64	–	9,55	13,64	–	–	50,00
6120	20,40	–	14,57	20,40	–	–	85,71
6190	1,92	–	1,92	1,92	–	–	100,00
6201	8,57	–	2,86	8,57	–	–	33,33
6202	–	–	–	–	–	–	–
6203	3,56	–	–	3,56	–	–	100,00
6209	3,53	1,76	–	3,53	–	–	–
6311	–	–	–	–	–	–	–
6319	–	–	–	–	–	–	–
6421	5,19	1,73	2,60	6,06	–	–	50,00
6422	22,72	11,67	6,14	22,11	–	–	32,43
6423	–	–	–	–	–	–	–
6424	–	–	–	–	–	–	–
6550	4,77	1,59	1,59	4,77	–	–	16,67
6619	14,94	–	–	14,94	747,20	500,00	50,00
6622	–	–	–	–	–	–	–
6810	9,28	–	2,32	9,28	–	–	50,00
6821	2,86	–	–	2,86	–	–	100,00
6822	9,91	–	4,96	9,91	–	–	75,00
6911	–	–	–	–	–	–	–
6912	–	–	–	–	–	–	–
6920	0,45	–	–	0,45	–	–	100,00
7020	2,87	2,87	–	2,87	–	–	100,00
7112	11,33	–	10,20	13,60	–	–	30,00
7210	4,49	–	4,49	4,49	–	–	–
7311	–	–	–	–	–	–	–
7319	9,62	–	3,85	9,62	–	–	80,00
7420	7,70	–	–	7,70	–	–	100,00
7490	29,03	–	–	29,03	–	–	40,00
7711	2,77	–	–	2,77	–	–	–
7723	–	–	–	–	–	–	–
7729	–	–	–	–	–	–	–
7732	6,41	–	4,27	6,41	–	–	–
7739	11,31	–	11,31	11,31	377,00	333,33	33,33
7810	21,48	4,30	8,59	21,48	–	–	40,00
7820	13,59	–	3,40	13,59	–	–	75,00
7830	4,76	0,95	0,95	4,76	–	–	40,00

Capítulo 71 - Paraíba

71.2 - Indicadores de acidentes do trabalho, segundo a Classificação Nacional de Atividades Econômicas (CNAE), dos estabelecimentos localizados no estado da Paraíba - 2016

(conclusão)

CNAE	INDICADORES DE ACIDENTES DO TRABALHO						
	Incidência (por 1.000 vínculos)	Incidência de Doenças Ocupacionais (por 1.000 vínculos)	Incidência de Acidentes Típicos (por 1.000 vínculos)	Incidência de Incapacidade Temporária (por 1.000 vínculos)	Taxa de Mortalidade (por 100.000 vínculos)	Taxa de Letalidade (por 1.000 acidentes)	Acidentalidade para a faixa 16 a 34 anos (por 100 acidentes)
7911	3,45	–	–	3,45	–	–	–
8011	5,44	–	0,54	5,44	–	–	63,33
8012	19,95	–	7,41	19,95	–	–	71,43
8020	7,71	–	6,17	7,71	–	–	80,00
8111	23,62	3,37	6,75	23,62	–	–	71,43
8112	3,34	0,11	2,16	3,34	–	–	51,61
8121	1,25	–	0,42	1,25	–	–	66,67
8211	4,89	1,63	2,45	5,71	–	–	50,00
8219	2,87	–	–	2,87	–	–	100,00
8220	13,56	0,90	2,98	13,29	9,04	6,67	75,33
8230	4,98	2,49	–	4,98	–	–	50,00
8291	–	–	–	–	–	–	–
8299	2,98	–	1,79	1,79	–	–	40,00
8411	0,14	0,02	0,04	0,14	–	–	44,44
8412	–	–	–	–	–	–	–
8413	–	–	–	–	–	–	–
8423	–	–	–	–	–	–	–
8430	–	–	–	–	–	–	–
8511	56,97	–	–	56,97	–	–	15,00
8512	0,25	–	–	0,25	–	–	–
8513	1,04	–	0,59	1,04	–	–	57,14
8520	1,57	–	0,79	1,57	–	–	50,00
8531	2,14	–	1,25	2,14	–	–	25,00
8532	2,46	–	2,46	2,46	–	–	25,00
8533	–	–	–	–	–	–	–
8541	–	–	–	–	–	–	–
8542	–	–	–	–	–	–	–
8593	2,51	–	–	2,51	–	–	–
8599	3,89	0,65	1,62	3,56	–	–	50,00
8610	10,86	0,10	6,47	8,98	10,44	9,62	44,23
8630	2,71	–	0,90	2,71	–	–	33,33
8640	5,79	–	2,25	5,47	–	–	50,00
8650	–	–	–	–	–	–	–
8660	14,88	–	12,92	4,70	–	–	50,00
8690	1,23	–	1,23	1,23	–	–	–
8711	5,01	–	–	5,01	–	–	100,00
8712	–	–	–	–	–	–	–
8720	–	–	–	–	–	–	–
8730	–	–	–	–	–	–	–
8800	3,66	–	3,66	3,66	–	–	40,00
9001	8,98	–	8,98	8,98	–	–	50,00
9312	9,52	–	6,34	9,52	–	–	66,67
9313	–	–	–	–	–	–	–
9319	–	–	–	–	–	–	–
9321	–	–	–	–	–	–	–
9329	–	–	–	–	–	–	–
9411	–	–	–	–	–	–	–
9412	6,17	–	6,17	6,17	–	–	33,33
9420	–	–	–	–	–	–	–
9430	1,22	–	0,41	1,22	–	–	100,00
9491	5,13	–	3,42	5,13	–	–	44,44
9492	–	–	–	–	–	–	–
9499	28,13	0,94	15,94	19,69	–	–	80,00
9511	8,35	–	–	8,35	–	–	33,33
9521	9,05	–	–	9,05	–	–	100,00
9529	–	–	–	–	–	–	–
9601	–	–	–	–	–	–	–
9602	3,62	0,72	0,72	3,62	–	–	80,00
9603	5,55	–	2,22	5,55	–	–	40,00
9609	2,16	–	–	2,16	–	–	100,00
Outros (1)	17,71	1,34	6,98	17,17	–	–	43,18

Fonte: DATAPREV, CAT, SUB, CNIS.

Notas: 1. Os dados são preliminares, estando sujeitos a correções.
2. As atividades econômicas que apresentam valores zerados para os indicadores são aquelas onde não ocorreram acidentes no período.

(1) Englobam as atividades que possuíam número médio de vínculos no ano menor que 100.

Capítulo 72 - Pernambuco

72.1 - Indicadores de acidentes do trabalho, segundo a Classificação Nacional de Atividades Econômicas (CNAE), dos estabelecimentos localizados no estado de Pernambuco - 2015

(continua)

CNAE	INDICADORES DE ACIDENTES DO TRABALHO						
	Incidência (por 1.000 vínculos)	Incidência de Doenças Ocupacionais (por 1.000 vínculos)	Incidência de Acidentes Típicos (por 1.000 vínculos)	Incidência de Incapacidade Temporária (por 1.000 vínculos)	Taxa de Mortalidade (por 100.000 vínculos)	Taxa de Letalidade (por 1.000 acidentes)	Acidentalidade para a faixa 16 a 34 anos (por 100 acidentes)
TOTAL	**12,03**	**0,57**	**5,99**	**10,50**	**4,13**	**3,43**	**46,27**
0111	15,07	–	8,37	13,39	–	–	22,22
0113	7,43	0,10	6,71	7,43	–	–	44,44
0116	–	–	–	–	–	–	–
0119	–	–	–	–	–	–	–
0121	30,84	–	–	30,84	–	–	15,38
0122	–	–	–	–	–	–	–
0132	8,82	0,09	7,33	8,82	8,73	9,90	53,47
0133	8,96	–	5,76	8,96	21,34	23,81	57,14
0139	0,96	–	0,48	0,96	–	–	50,00
0151	0,55	–	0,55	0,55	–	–	–
0152	–	–	–	–	–	–	–
0153	–	–	–	–	–	–	–
0155	4,54	0,16	1,78	4,37	–	–	67,86
0159	–	–	–	–	–	–	–
0161	0,52	–	0,35	0,69	17,26	333,33	66,67
0162	28,00	–	23,34	28,00	–	–	33,33
0210	310,13	–	265,82	278,48	–	–	34,69
0321	–	–	–	–	–	–	–
0322	–	–	–	–	–	–	–
0810	13,63	0,57	9,09	13,06	–	–	50,00
0899	9,87	–	6,58	9,87	–	–	–
1011	10,85	–	3,62	10,85	–	–	66,67
1012	18,17	–	9,08	18,17	39,50	21,74	67,39
1013	11,68	–	9,81	2,80	–	–	76,00
1020	12,37	–	9,89	12,37	–	–	80,00
1031	5,13	–	5,13	5,13	–	–	100,00
1033	10,00	–	1,25	10,00	–	–	75,00
1041	12,64	–	9,48	12,64	–	–	75,00
1051	13,05	–	13,05	13,05	–	–	75,00
1052	12,43	–	6,83	10,56	62,13	50,00	75,00
1053	8,82	0,88	6,62	3,09	44,11	50,00	65,00
1061	21,05	–	14,04	17,54	–	–	41,67
1062	33,92	2,26	27,13	31,66	–	–	66,67
1064	4,75	–	2,37	4,75	–	–	75,00
1065	19,18	–	8,22	8,22	–	–	57,14
1066	15,77	–	12,61	11,98	63,07	40,00	56,00
1069	–	–	–	–	–	–	–
1071	30,93	0,08	28,09	30,81	3,93	1,27	45,55
1072	18,98	–	17,40	18,66	–	–	43,33
1081	6,15	–	2,05	6,15	–	–	33,33
1091	2,75	0,44	1,24	2,75	–	–	48,39
1092	23,00	0,68	14,12	21,86	–	–	53,47
1093	9,39	0,59	4,69	8,22	–	–	75,00
1094	7,83	–	6,36	5,38	–	–	75,00
1095	8,34	–	8,34	8,34	–	–	100,00
1096	–	–	–	–	–	–	–
1099	20,78	1,66	10,39	19,95	–	–	54,00
1111	12,69	0,71	8,11	11,28	–	–	50,00
1112	8,11	–	8,11	8,11	–	–	50,00
1113	24,23	4,19	13,98	17,24	46,60	19,23	46,15
1121	2,49	0,62	0,62	2,49	–	–	25,00
1122	74,25	14,23	40,84	56,93	–	–	41,67
1311	17,03	–	8,52	17,03	–	–	70,00
1313	6,96	–	6,09	6,96	–	–	25,00
1321	15,75	–	8,75	15,75	–	–	11,11
1323	4,67	–	4,67	4,67	–	–	–
1330	15,96	–	12,77	15,96	–	–	60,00
1340	4,80	–	3,00	4,20	–	–	50,00
1351	8,74	–	3,28	8,74	–	–	37,50
1352	12,61	–	12,61	4,20	–	–	66,67
1359	3,13	1,56	1,56	3,13	–	–	–
1411	0,89	0,45	–	0,89	–	–	50,00

Capítulo 72 - Pernambuco

72.1 - Indicadores de acidentes do trabalho, segundo a Classificação Nacional de Atividades Econômicas (CNAE), dos estabelecimentos localizados no estado de Pernambuco - 2015

(continuação)

CNAE	INDICADORES DE ACIDENTES DO TRABALHO						
	Incidência (por 1.000 vínculos)	Incidência de Doenças Ocupacionais (por 1.000 vínculos)	Incidência de Acidentes Típicos (por 1.000 vínculos)	Incidência de Incapacidade Temporária (por 1.000 vínculos)	Taxa de Mortalidade (por 100.000 vínculos)	Taxa de Letalidade (por 1.000 acidentes)	Acidentalidade para a faixa 16 a 34 anos (por 100 acidentes)
1412	1,10	0,05	0,47	1,10	–	–	42,86
1413	–	–	–	–	–	–	–
1414	–	–	–	–	–	–	–
1422	–	–	–	–	–	–	–
1510	–	–	–	–	–	–	–
1521	6,91	–	–	6,91	–	–	–
1531	3,20	–	3,20	3,20	–	–	–
1533	–	–	–	–	–	–	–
1539	9,00	–	6,30	5,40	–	–	60,00
1622	10,03	–	7,52	10,03	–	–	50,00
1623	11,32	–	11,32	11,32	–	–	66,67
1629	–	–	–	–	–	–	–
1721	35,02	0,34	29,63	29,63	–	–	38,46
1731	14,23	–	7,11	4,74	–	–	66,67
1733	29,44	–	21,03	29,44	–	–	57,14
1741	13,40	–	6,70	13,40	–	–	62,50
1742	11,81	4,72	4,72	11,81	–	–	20,00
1811	3,07	–	–	3,07	–	–	50,00
1812	7,24	1,81	1,81	5,43	–	–	25,00
1813	5,10	–	2,92	5,10	–	–	42,86
1821	–	–	–	–	–	–	–
1822	11,82	–	4,73	11,82	–	–	80,00
1921	47,36	3,09	38,09	24,71	–	–	32,61
1931	76,27	–	67,60	76,27	25,51	3,34	45,15
2011	26,63	–	17,75	26,63	–	–	66,67
2013	6,69	–	6,69	6,69	–	–	100,00
2014	22,70	–	19,46	19,46	–	–	14,29
2021	32,51	–	28,90	10,84	–	–	44,44
2031	32,70	–	32,70	18,68	–	–	57,14
2033	123,94	–	116,65	36,45	–	–	47,06
2040	42,88	2,14	21,44	27,87	–	–	55,00
2052	–	–	–	–	–	–	–
2061	12,03	0,55	8,20	8,75	–	–	40,91
2062	20,60	0,36	14,92	15,63	–	–	43,10
2063	12,30	–	7,57	11,35	–	–	69,23
2071	26,45	2,12	11,64	21,16	–	–	40,00
2092	–	–	–	–	–	–	–
2099	31,12	–	27,67	25,94	–	–	33,33
2110	4,48	4,48	–	4,48	–	–	100,00
2121	15,97	–	9,39	15,97	–	–	29,41
2212	16,08	–	6,89	16,08	–	–	71,43
2219	84,31	–	–	84,31	–	–	44,44
2221	26,97	–	20,62	23,80	–	–	64,71
2222	13,97	0,55	10,41	13,15	–	–	60,78
2223	20,67	1,48	16,24	14,76	–	–	64,29
2229	17,54	0,21	14,44	14,24	–	–	77,65
2311	30,27	1,38	24,76	27,52	–	–	45,45
2312	25,32	1,15	13,81	23,02	–	–	54,55
2319	19,32	–	17,17	15,02	–	–	44,44
2320	26,55	0,88	20,35	23,89	–	–	50,00
2330	14,02	0,80	10,42	10,42	–	–	40,00
2341	8,38	–	8,38	8,38	–	–	100,00
2342	7,70	–	4,90	7,52	17,49	22,73	54,55
2349	13,11	0,82	7,37	13,52	–	–	59,38
2391	3,62	–	2,42	3,62	–	–	–
2392	8,37	–	3,90	8,37	–	–	33,33
2399	18,63	–	7,76	15,52	–	–	83,33
2422	13,51	–	13,51	13,51	–	–	50,00
2423	34,94	6,47	18,12	12,94	–	–	55,56
2431	–	–	–	–	–	–	–
2439	21,15	–	21,15	16,92	–	–	20,00
2441	23,35	1,67	19,18	18,35	83,41	35,71	50,00
2449	10,91	–	10,91	10,91	–	–	–

Capítulo 72 - Pernambuco

72.1 - Indicadores de acidentes do trabalho, segundo a Classificação Nacional de Atividades Econômicas (CNAE), dos estabelecimentos localizados no estado de Pernambuco - 2015

(continuação)

CNAE	INDICADORES DE ACIDENTES DO TRABALHO						
	Incidência (por 1.000 vínculos)	Incidência de Doenças Ocupacionais (por 1.000 vínculos)	Incidência de Acidentes Típicos (por 1.000 vínculos)	Incidência de Incapacidade Temporária (por 1.000 vínculos)	Taxa de Mortalidade (por 100.000 vínculos)	Taxa de Letalidade (por 1.000 acidentes)	Acidentalidade para a faixa 16 a 34 anos (por 100 acidentes)
2451	37,78	10,30	20,61	30,91	–	–	18,18
2511	36,84	1,43	30,76	21,10	–	–	60,19
2512	15,89	0,69	11,75	14,51	–	–	69,57
2513	12,21	1,74	8,72	10,47	–	–	42,86
2521	34,45	–	25,83	38,75	–	–	75,00
2532	33,41	4,77	28,64	28,64	–	–	57,14
2539	11,25	–	7,03	9,85	–	–	62,50
2542	4,73	1,18	2,36	4,73	–	–	50,00
2591	22,21	1,01	11,10	19,18	–	–	45,45
2592	–	–	–	–	–	–	–
2593	–	–	–	–	–	–	–
2599	24,91	1,19	21,35	18,98	–	–	61,90
2651	25,66	–	17,11	17,11	–	–	16,67
2710	19,61	–	17,65	19,61	–	–	60,00
2721	28,72	–	18,28	23,50	–	–	36,36
2722	17,22	10,05	6,46	17,94	–	–	50,00
2731	18,32	–	9,16	18,32	–	–	33,33
2733	11,75	–	11,75	11,75	–	–	50,00
2740	5,79	–	5,79	–	–	–	100,00
2751	14,65	–	9,76	14,65	–	–	33,33
2759	55,32	3,69	33,19	51,63	–	–	46,67
2790	6,79	3,88	0,97	7,76	–	–	42,86
2813	17,70	–	–	17,70	–	–	100,00
2822	27,45	–	21,96	19,21	–	–	70,00
2823	65,07	0,94	52,81	52,81	–	–	47,83
2829	13,46	–	5,05	11,77	–	–	75,00
2833	7,36	–	–	7,36	–	–	–
2840	14,32	–	7,16	14,32	–	–	50,00
2861	14,08	7,04	7,04	7,04	–	–	50,00
2869	37,35	–	37,35	14,94	–	–	70,00
2910	28,45	2,87	18,68	18,39	28,74	10,10	68,69
2930	7,12	–	7,12	7,12	–	–	20,00
2941	39,60	3,30	23,10	42,90	–	–	66,67
2942	16,35	2,52	11,32	16,35	125,76	76,92	46,15
2949	38,41	0,67	33,73	23,38	–	–	73,04
2950	9,15	–	–	9,15	–	–	66,67
3011	54,82	6,94	46,15	24,46	–	–	66,46
3012	15,02	–	10,01	15,02	–	–	33,33
3101	3,80	–	3,17	3,80	–	–	75,00
3102	10,04	–	6,70	10,04	111,59	111,11	66,67
3103	6,15	–	6,15	6,15	–	–	100,00
3104	14,80	–	7,40	14,80	–	–	56,25
3230	151,32	–	–	151,32	–	–	50,00
3250	3,95	–	2,64	3,95	–	–	33,33
3291	16,93	–	–	16,93	–	–	100,00
3299	6,63	–	6,03	6,63	–	–	54,55
3311	11,04	–	11,04	7,36	–	–	66,67
3312	8,35	–	4,18	2,09	–	–	75,00
3313	7,25	2,42	4,83	7,25	–	–	33,33
3314	16,85	0,54	14,13	12,50	–	–	51,61
3321	7,39	–	7,39	7,39	–	–	50,00
3329	15,51	–	3,10	15,51	–	–	80,00
3511	13,36	–	7,36	13,90	–	–	42,86
3512	9,00	–	9,00	9,00	–	–	100,00
3514	31,93	1,94	16,45	27,09	–	–	33,33
3520	23,80	–	17,85	23,80	–	–	75,00
3600	8,51	0,27	6,04	1,37	–	–	35,48
3701	18,39	–	14,06	11,90	–	–	29,41
3702	–	–	–	–	–	–	–
3811	33,58	0,39	25,80	33,32	12,97	3,86	37,84
3812	35,01	–	17,51	32,51	–	–	64,29
3821	10,67	–	10,67	10,67	–	–	50,00
3822	90,11	1,84	68,05	88,28	–	–	51,02

Capítulo 72 - Pernambuco

72.1 - Indicadores de acidentes do trabalho, segundo a Classificação Nacional de Atividades Econômicas (CNAE), dos estabelecimentos localizados no estado de Pernambuco - 2015

(continuação)

CNAE	INDICADORES DE ACIDENTES DO TRABALHO						
	Incidência (por 1.000 vínculos)	Incidência de Doenças Ocupacionais (por 1.000 vínculos)	Incidência de Acidentes Típicos (por 1.000 vínculos)	Incidência de Incapacidade Temporária (por 1.000 vínculos)	Taxa de Mortalidade (por 100.000 vínculos)	Taxa de Letalidade (por 1.000 acidentes)	Acidentalidade para a faixa 16 a 34 anos (por 100 acidentes)
3831	15,85	–	15,85	15,85	–	–	50,00
3832	–	–	–	–	–	–	–
3839	–	–	–	–	–	–	–
4110	9,77	0,30	6,34	9,77	–	–	32,82
4120	10,03	0,22	6,04	9,83	4,41	4,40	45,71
4211	15,48	–	6,32	14,53	63,18	40,82	42,86
4212	10,44	0,34	5,73	6,06	–	–	45,16
4213	7,43	–	4,65	5,11	–	–	–
4221	63,87	0,39	21,29	62,70	–	–	39,45
4222	23,92	–	12,71	21,67	–	–	37,50
4292	8,92	–	4,05	6,89	–	–	68,18
4299	17,75	1,34	10,38	13,90	–	–	42,45
4311	19,14	–	14,35	14,35	–	–	100,00
4312	8,30	–	8,30	8,30	–	–	100,00
4313	4,41	0,63	2,52	4,41	–	–	71,43
4321	10,64	0,23	5,09	10,64	–	–	56,52
4322	9,11	0,51	6,58	8,61	–	–	55,56
4329	18,81	–	10,75	17,92	–	–	76,19
4330	3,80	0,35	2,42	3,80	–	–	81,82
4391	9,82	2,46	2,46	9,82	–	–	50,00
4399	11,12	–	7,08	11,12	–	–	47,73
4511	4,66	–	2,33	4,32	–	–	54,76
4512	5,11	–	–	5,11	–	–	100,00
4520	3,03	0,22	1,95	3,03	–	–	50,00
4530	4,23	0,33	2,60	4,15	8,13	19,23	69,23
4541	4,63	0,23	0,93	4,63	–	–	75,00
4613	–	–	–	–	–	–	–
4616	–	–	–	–	–	–	–
4617	–	–	–	–	–	–	–
4618	2,84	–	2,84	2,84	–	–	–
4619	–	–	–	–	–	–	–
4623	–	–	–	–	–	–	–
4631	10,77	–	8,08	10,77	–	–	87,50
4632	5,38	0,77	2,31	5,38	–	–	14,29
4633	3,64	0,52	2,60	3,64	–	–	28,57
4634	6,46	0,29	3,52	5,87	–	–	36,36
4635	63,98	18,49	26,49	61,98	–	–	65,10
4636	–	–	–	–	–	–	–
4637	8,28	–	3,73	8,28	–	–	50,00
4639	11,00	0,45	4,61	10,11	–	–	64,86
4641	2,29	–	1,37	2,29	–	–	–
4642	0,80	–	–	0,80	–	–	100,00
4643	9,54	–	7,63	9,54	–	–	100,00
4644	3,12	0,62	0,31	1,87	–	–	50,00
4645	4,30	–	2,69	3,76	–	–	50,00
4646	3,47	0,58	0,58	3,47	–	–	66,67
4647	1,67	–	0,83	1,67	–	–	–
4649	4,43	0,52	2,08	4,17	–	–	64,71
4651	2,49	–	0,83	1,66	–	–	33,33
4652	2,90	–	–	2,90	–	–	100,00
4661	2,89	–	2,89	2,89	–	–	100,00
4662	11,63	–	11,63	11,63	–	–	40,00
4663	3,58	–	2,39	3,58	–	–	100,00
4664	5,52	–	5,52	5,52	–	–	–
4665	–	–	–	–	–	–	–
4669	15,47	–	8,25	16,50	–	–	66,67
4671	7,00	–	3,50	7,00	–	–	25,00
4672	10,73	0,83	8,25	10,73	–	–	69,23
4673	8,23	2,06	4,12	8,23	–	–	50,00
4674	8,28	–	5,52	8,28	–	–	33,33
4679	6,55	0,41	3,28	6,55	–	–	68,75
4681	4,94	–	4,11	4,11	–	–	16,67
4682	46,60	–	37,72	37,72	–	–	42,86

Capítulo 72 - Pernambuco

72.1 - Indicadores de acidentes do trabalho, segundo a Classificação Nacional de Atividades Econômicas (CNAE), dos estabelecimentos localizados no estado de Pernambuco - 2015

(continuação)

CNAE	INDICADORES DE ACIDENTES DO TRABALHO						
	Incidência (por 1.000 vínculos)	Incidência de Doenças Ocupacionais (por 1.000 vínculos)	Incidência de Acidentes Típicos (por 1.000 vínculos)	Incidência de Incapacidade Temporária (por 1.000 vínculos)	Taxa de Mortalidade (por 100.000 vínculos)	Taxa de Letalidade (por 1.000 acidentes)	Acidentalidade para a faixa 16 a 34 anos (por 100 acidentes)
4683	2,31	–	–	2,31	–	–	100,00
4684	10,51	–	4,20	8,40	–	–	40,00
4685	17,98	–	11,99	11,99	–	–	66,67
4686	2,31	–	–	2,31	–	–	–
4687	10,03	–	6,69	10,03	–	–	44,44
4689	10,81	–	6,65	9,97	–	–	53,85
4691	8,76	–	5,68	8,76	–	–	70,27
4692	16,80	–	–	16,80	–	–	66,67
4693	7,81	–	3,35	7,81	–	–	57,14
4711	10,95	0,45	6,35	10,71	9,03	8,24	59,34
4712	1,88	0,06	0,91	1,88	–	–	51,61
4713	4,36	–	1,84	3,90	–	–	84,21
4721	1,50	–	0,94	1,50	–	–	50,00
4722	3,17	–	3,17	3,17	–	–	33,33
4723	1,66	–	1,66	1,66	–	–	66,67
4724	5,53	0,92	1,84	5,53	–	–	75,00
4729	0,55	–	–	0,55	–	–	–
4731	1,16	0,08	0,25	1,16	33,04	285,71	71,43
4732	–	–	–	–	–	–	–
4741	1,39	0,70	0,70	0,70	–	–	–
4742	5,85	–	2,92	5,85	–	–	25,00
4743	13,56	–	9,69	13,56	–	–	64,29
4744	4,39	0,28	2,26	4,29	9,44	21,51	51,61
4751	2,57	–	0,73	2,57	–	–	100,00
4752	2,49	0,50	1,49	2,49	–	–	40,00
4753	2,78	0,13	2,12	2,78	–	–	66,67
4754	2,13	0,11	0,74	2,13	10,64	50,00	70,00
4755	0,35	–	–	0,35	–	–	50,00
4756	–	–	–	–	–	–	–
4757	2,64	–	2,64	2,64	–	–	50,00
4759	1,96	–	1,31	1,96	–	–	66,67
4761	1,46	–	0,29	1,46	–	–	60,00
4762	–	–	–	–	–	–	–
4763	3,66	0,33	2,33	3,33	–	–	81,82
4771	1,07	0,13	0,33	1,00	–	–	75,00
4772	1,83	0,26	1,31	1,83	–	–	57,14
4773	5,21	5,21	–	5,21	–	–	–
4774	–	–	–	–	–	–	–
4781	2,12	0,18	0,87	2,02	–	–	84,78
4782	3,77	–	2,10	3,67	–	–	63,89
4783	–	–	–	–	–	–	–
4784	7,84	–	4,28	7,84	–	–	59,09
4785	–	–	–	–	–	–	–
4789	2,64	0,09	1,09	2,64	–	–	62,07
4911	16,43	–	10,95	21,91	–	–	66,67
4912	36,32	2,14	25,64	36,86	–	–	22,06
4921	9,38	0,33	2,65	9,27	–	–	26,47
4922	11,97	1,09	3,54	11,70	–	–	18,18
4923	1,96	–	1,96	0,98	–	–	100,00
4924	6,43	–	–	6,43	–	–	–
4929	11,39	1,55	3,11	10,87	–	–	36,36
4930	10,78	0,70	5,35	9,83	17,39	16,13	52,42
4940	27,23	–	27,23	–	–	–	25,00
5030	32,09	–	19,25	32,09	–	–	60,00
5111	27,74	3,96	9,91	25,76	–	–	46,43
5112	16,47	8,24	–	16,47	–	–	50,00
5120	6,26	–	–	6,26	–	–	100,00
5211	11,62	–	6,45	11,19	–	–	48,15
5212	8,00	0,40	3,60	8,40	–	–	50,00
5221	11,52	–	3,84	11,52	–	–	100,00
5222	11,09	–	–	11,09	–	–	100,00
5223	11,00	–	4,81	9,62	–	–	75,00
5229	15,96	1,23	7,98	15,96	–	–	73,08

Capítulo 72 - Pernambuco

72.1 - Indicadores de acidentes do trabalho, segundo a Classificação Nacional de Atividades Econômicas (CNAE), dos estabelecimentos localizados no estado de Pernambuco - 2015

(continuação)

CNAE	INDICADORES DE ACIDENTES DO TRABALHO						
	Incidência (por 1.000 vínculos)	Incidência de Doenças Ocupacionais (por 1.000 vínculos)	Incidência de Acidentes Típicos (por 1.000 vínculos)	Incidência de Incapacidade Temporária (por 1.000 vínculos)	Taxa de Mortalidade (por 100.000 vínculos)	Taxa de Letalidade (por 1.000 acidentes)	Acidentalidade para a faixa 16 a 34 anos (por 100 acidentes)
5231	23,07	–	12,98	21,63	–	–	28,13
5239	53,63	–	53,63	23,46	335,20	62,50	12,50
5240	13,21	0,63	8,18	11,95	–	–	42,86
5250	12,45	–	5,71	11,93	–	–	66,67
5310	60,05	13,72	36,76	45,30	–	–	32,33
5320	10,08	0,50	4,53	10,08	–	–	60,00
5510	7,03	0,20	4,60	6,90	–	–	54,21
5590	2,31	1,15	1,15	2,31	–	–	50,00
5611	4,22	0,12	2,25	4,17	–	–	72,51
5612	–	–	–	–	–	–	–
5620	7,63	0,34	4,55	7,12	–	–	43,82
5811	10,62	–	7,08	10,62	–	–	66,67
5821	–	–	–	–	–	–	–
5822	7,80	1,73	4,33	6,93	–	–	33,33
5829	–	–	–	–	–	–	–
5911	–	–	–	–	–	–	–
5914	–	–	–	–	–	–	–
6010	–	–	–	–	–	–	–
6021	14,58	–	10,09	10,09	–	–	38,46
6110	8,52	0,61	5,48	7,91	–	–	50,00
6120	16,06	0,75	3,36	15,69	–	–	69,77
6190	6,78	–	1,85	6,78	61,61	90,91	72,73
6201	12,20	0,58	0,58	12,20	–	–	28,57
6202	0,92	–	–	0,92	–	–	100,00
6203	3,43	–	–	3,43	–	–	–
6204	2,15	0,54	–	1,62	–	–	25,00
6209	1,57	–	–	1,57	–	–	50,00
6311	3,90	–	0,98	3,90	–	–	50,00
6319	5,53	–	5,53	5,53	–	–	100,00
6399	–	–	–	–	–	–	–
6421	65,02	4,50	57,02	36,51	–	–	39,23
6422	69,02	28,89	13,90	75,42	–	–	34,84
6423	7,74	1,01	4,37	4,04	–	–	21,74
6424	4,45	–	–	4,45	–	–	–
6436	–	–	–	–	–	–	–
6437	–	–	–	–	–	–	–
6462	0,97	–	–	0,97	–	–	100,00
6463	8,32	–	–	8,32	–	–	50,00
6491	3,32	–	3,32	3,32	–	–	–
6493	–	–	–	–	–	–	–
6511	–	–	–	–	–	–	–
6512	3,80	–	–	3,80	–	–	–
6541	9,98	–	6,65	6,65	–	–	33,33
6550	11,10	–	3,86	10,13	–	–	69,57
6612	9,05	9,05	–	9,05	–	–	100,00
6613	29,69	–	19,79	24,74	–	–	66,67
6619	3,53	–	–	3,53	–	–	75,00
6621	–	–	–	–	–	–	–
6622	1,00	–	–	1,00	–	–	–
6629	6,88	–	–	6,88	–	–	–
6810	15,74	–	11,06	14,47	–	–	54,05
6821	3,48	–	1,16	3,48	–	–	100,00
6822	8,12	–	3,38	9,47	67,66	83,33	58,33
6911	2,56	0,28	0,57	2,56	–	–	77,78
6912	0,97	–	–	0,97	–	–	–
6920	2,63	–	0,79	2,50	–	–	70,00
7020	4,30	0,54	1,21	4,17	–	–	65,63
7111	10,96	–	8,77	10,96	–	–	20,00
7112	14,63	0,34	8,60	13,29	100,53	68,70	51,15
7119	8,73	–	4,36	8,73	–	–	–
7120	6,72	–	6,72	6,72	–	–	83,33
7210	3,02	–	3,02	3,02	–	–	50,00
7220	–	–	–	–	–	–	–
7311	2,48	–	–	2,48	–	–	100,00

Capítulo 72 - Pernambuco

72.1 - Indicadores de acidentes do trabalho, segundo a Classificação Nacional de Atividades Econômicas (CNAE), dos estabelecimentos localizados no estado de Pernambuco - 2015

(conclusão)

CNAE	INDICADORES DE ACIDENTES DO TRABALHO						
	Incidência (por 1.000 vínculos)	Incidência de Doenças Ocupacionais (por 1.000 vínculos)	Incidência de Acidentes Típicos (por 1.000 vínculos)	Incidência de Incapacidade Temporária (por 1.000 vínculos)	Taxa de Mortalidade (por 100.000 vínculos)	Taxa de Letalidade (por 1.000 acidentes)	Acidentalidade para a faixa 16 a 34 anos (por 100 acidentes)
7312	–	–	–	–	–	–	–
7319	6,83	0,68	1,37	6,83	–	–	20,00
7320	2,42	–	–	2,42	–	–	50,00
7420	8,17	–	–	8,17	–	–	100,00
7490	9,94	–	1,66	9,73	–	–	27,78
7500	74,79	–	66,48	58,17	–	–	55,56
7711	6,87	1,10	1,92	6,87	–	–	44,00
7719	–	–	–	–	–	–	–
7723	4,59	–	1,53	4,59	–	–	100,00
7729	–	–	–	–	–	–	–
7731	–	–	–	–	–	–	–
7732	13,44	0,96	8,32	12,80	31,99	23,81	50,00
7733	1,89	–	–	–	–	–	–
7739	9,77	–	5,17	9,20	–	–	58,82
7740	9,69	–	9,69	9,69	–	–	–
7810	5,88	–	1,42	5,68	–	–	51,72
7820	6,19	0,44	1,90	6,07	–	–	67,35
7830	6,63	0,19	4,17	5,87	–	–	45,71
7911	2,14	–	1,28	2,14	–	–	20,00
7990	–	–	–	–	–	–	–
8011	8,15	0,19	1,42	7,91	12,35	15,15	36,36
8012	12,67	0,20	5,03	12,67	–	–	60,32
8020	3,98	–	3,31	3,98	–	–	33,33
8111	3,39	–	0,97	3,39	–	–	42,86
8112	4,85	0,24	2,86	4,68	–	–	55,56
8121	8,63	–	3,86	6,93	5,29	6,13	39,26
8122	50,73	–	12,68	26,95	158,54	31,25	62,50
8129	16,43	–	10,27	15,06	–	–	45,83
8130	7,00	2,80	–	7,00	–	–	–
8211	4,01	0,33	1,17	3,67	–	–	54,17
8219	2,76	–	1,10	2,76	–	–	80,00
8220	5,19	0,45	1,19	5,19	3,23	6,21	77,02
8230	1,96	–	1,57	1,96	–	–	60,00
8291	5,42	–	0,54	4,88	–	–	80,00
8292	26,50	–	15,90	26,50	–	–	60,00
8299	6,45	–	3,32	6,45	–	–	68,57
8411	0,64	0,01	0,28	0,62	–	–	17,05
8412	–	–	–	–	–	–	–
8413	9,04	–	9,04	9,04	–	–	25,00
8423	3,27	0,94	0,94	3,74	–	–	14,29
8430	–	–	–	–	–	–	–
8511	184,58	–	2,61	184,58	–	–	38,68
8512	2,09	–	1,98	2,09	–	–	31,58
8513	1,56	–	0,65	1,43	–	–	20,83
8520	2,85	–	1,90	2,72	–	–	33,33
8531	7,54	–	0,44	7,32	–	–	35,29
8532	4,70	–	2,41	3,49	–	–	48,72
8533	–	–	–	–	–	–	–
8541	2,90	0,72	–	3,62	72,47	250,00	–
8550	0,96	–	0,96	0,96	–	–	–
8591	–	–	–	–	–	–	–
8593	2,30	–	–	2,30	–	–	–
8599	7,19	0,26	3,53	6,53	–	–	27,27
8610	32,75	0,22	23,74	17,91	4,35	1,33	45,65
8622	–	–	–	–	–	–	–
8630	18,33	0,38	13,39	6,27	–	–	50,26
8640	12,98	0,13	8,06	6,80	–	–	47,57
8650	4,48	0,30	2,99	2,09	–	–	46,67
8660	40,10	–	36,97	3,76	–	–	56,25
8690	3,34	0,56	1,11	3,34	–	–	16,67
8711	–	–	–	–	–	–	–
8712	14,97	–	11,23	8,02	–	–	42,86
8720	–	–	–	–	–	–	–
8730	–	–	–	–	–	–	–
8800	16,26	–	9,53	15,98	–	–	41,38
9001	3,85	–	3,85	3,85	–	–	–
9311	8,06	–	8,06	8,06	–	–	100,00
9312	6,92	0,53	4,26	6,39	–	–	46,15
9313	0,38	–	–	0,38	–	–	100,00
9319	–	–	–	–	–	–	–
9321	8,89	–	5,34	8,89	–	–	40,00
9329	1,17	–	1,17	2,35	117,27	1.000,00	100,00
9411	1,89	–	1,89	1,89	–	–	100,00
9412	1,39	–	–	1,39	–	–	–
9420	3,84	–	1,44	3,84	–	–	37,50
9430	4,25	–	2,41	3,77	–	–	35,85
9491	3,14	–	1,26	2,93	–	–	33,33
9492	–	–	–	–	–	–	–
9493	–	–	–	–	–	–	–
9499	37,00	–	26,26	37,00	–	–	87,10
9511	10,26	1,14	3,42	10,26	–	–	55,56
9512	8,70	–	2,17	6,52	–	–	25,00
9521	–	–	–	–	–	–	–
9529	–	–	–	–	–	–	–
9601	10,55	2,93	3,52	10,55	–	–	38,89
9602	0,76	–	0,19	0,76	–	–	75,00
9603	5,45	–	1,36	5,45	–	–	37,50
9609	1,57	–	–	1,57	–	–	100,00
9700	0,81	–	0,81	0,81	–	–	–
Outros(1)	26,33	0,64	13,49	20,55	–	–	42,28

Fonte: DATAPREV, CAT, SUB, CNIS.

Notas: 1. Os dados são preliminares, estando sujeitos a correções.
2. As atividades econômicas que apresentam valores zerados para os indicadores são aquelas onde não ocorreram acidentes no período.

(1) Englobam as atividades que possuíam número médio de vínculos no ano menor que 100.

Capítulo 72 - Pernambuco

72.2 - Indicadores de acidentes do trabalho, segundo a Classificação Nacional de Atividades Econômicas (CNAE), dos estabelecimentos localizados no estado de Pernambuco - 2016

(continua)

CNAE	INDICADORES DE ACIDENTES DO TRABALHO						
	Incidência (por 1.000 vínculos)	Incidência de Doenças Ocupacionais (por 1.000 vínculos)	Incidência de Acidentes Típicos (por 1.000 vínculos)	Incidência de Incapacidade Temporária (por 1.000 vínculos)	Taxa de Mortalidade (por 100.000 vínculos)	Taxa de Letalidade (por 1.000 acidentes)	Acidentalidade para a faixa 16 a 34 anos (por 100 acidentes)
TOTAL	**11,80**	**0,56**	**5,66**	**10,31**	**4,10**	**3,48**	**44,02**
0111	5,05	–	1,68	5,05	–	–	100,00
0113	4,95	–	3,82	4,95	–	–	43,75
0116	–	–	–	–	–	–	–
0119	8,98	–	8,98	8,98	–	–	100,00
0121	40,56	–	–	40,56	–	–	47,06
0122	–	–	–	–	–	–	–
0132	13,30	0,08	10,67	12,56	–	–	53,70
0133	11,19	–	6,22	11,19	–	–	61,11
0139	–	–	–	–	–	–	–
0151	2,63	–	2,63	2,63	–	–	20,00
0152	4,44	–	–	4,44	–	–	–
0155	6,11	–	2,64	6,11	–	–	48,65
0159	23,58	–	15,72	23,58	–	–	–
0161	1,50	0,19	0,75	1,50	–	–	–
0162	31,75	–	7,94	31,75	–	–	50,00
0210	315,99	–	277,46	315,99	–	–	12,20
0321	10,57	–	10,57	10,57	–	–	50,00
0322	2,12	–	2,12	2,12	–	–	–
0810	13,52	–	11,76	12,94	–	–	52,17
0899	3,74	–	3,74	3,74	–	–	100,00
1011	–	–	–	–	–	–	–
1012	11,68	–	5,00	11,68	–	–	53,57
1013	24,00	1,14	17,71	3,43	–	–	66,67
1020	12,65	–	12,65	12,65	–	–	50,00
1031	3,88	–	–	3,88	–	–	–
1033	13,73	–	5,72	13,73	–	–	83,33
1041	10,00	–	6,67	10,00	–	–	100,00
1051	26,73	–	15,28	26,73	–	–	57,14
1052	10,40	0,69	5,55	9,01	–	–	66,67
1053	13,17	0,98	8,29	7,80	–	–	62,96
1061	9,26	–	7,41	9,26	–	–	60,00
1062	21,29	–	21,29	21,29	–	–	55,56
1064	3,52	–	1,17	3,52	–	–	66,67
1065	11,24	–	–	11,24	–	–	50,00
1066	21,57	1,14	16,46	17,60	–	–	47,37
1069	–	–	–	–	–	–	–
1071	24,30	0,04	21,05	24,34	21,35	8,79	46,92
1072	27,17	–	25,49	27,50	33,54	12,35	34,57
1081	8,35	–	4,18	8,35	–	–	–
1091	3,15	–	1,89	3,15	9,00	28,57	51,43
1092	22,78	1,01	13,92	22,52	–	–	52,22
1093	7,66	–	2,95	7,07	–	–	53,85
1094	12,31	–	9,35	6,40	–	–	80,00
1095	4,14	–	4,14	4,14	–	–	–
1096	–	–	–	–	–	–	–
1099	13,42	1,22	8,13	13,01	–	–	42,42
1111	23,70	3,49	14,64	18,12	69,71	29,41	38,24
1112	9,28	–	4,64	9,28	–	–	100,00
1113	21,33	2,27	15,89	12,26	45,39	21,28	55,32
1121	5,30	–	3,97	5,30	–	–	87,50
1122	52,89	11,13	22,27	41,06	–	–	35,53
1311	18,05	–	15,47	18,05	–	–	57,14
1313	11,56	–	7,12	11,56	–	–	61,54
1321	17,02	–	8,51	17,02	–	–	66,67
1330	26,63	–	26,63	22,19	–	–	50,00
1340	2,41	–	2,41	2,41	–	–	25,00
1351	4,75	1,19	–	4,75	–	–	50,00
1352	17,35	–	17,35	5,78	–	–	83,33
1359	3,63	–	–	3,63	–	–	–
1411	1,42	–	0,47	1,42	–	–	33,33
1412	1,21	0,06	0,60	1,21	–	–	45,00
1413	2,64	–	2,64	2,64	–	–	–
1414	–	–	–	–	–	–	–
1510	2,04	–	2,04	2,04	–	–	–

Capítulo 72 - Pernambuco

72.2 - Indicadores de acidentes do trabalho, segundo a Classificação Nacional de Atividades Econômicas (CNAE), dos estabelecimentos localizados no estado de Pernambuco - 2016

(continuação)

CNAE	INDICADORES DE ACIDENTES DO TRABALHO						
	Incidência (por 1.000 vínculos)	Incidência de Doenças Ocupacionais (por 1.000 vínculos)	Incidência de Acidentes Típicos (por 1.000 vínculos)	Incidência de Incapacidade Temporária (por 1.000 vínculos)	Taxa de Mortalidade (por 100.000 vínculos)	Taxa de Letalidade (por 1.000 acidentes)	Acidentalidade para a faixa 16 a 34 anos (por 100 acidentes)
1521	–	–	–	–	–	–	–
1531	–	–	–	–	–	–	–
1533	6,72	–	–	6,72	–	–	–
1539	11,83	–	3,38	7,61	84,51	71,43	71,43
1622	10,74	–	7,16	10,74	–	–	66,67
1623	18,70	3,74	14,96	18,70	–	–	60,00
1629	4,41	–	4,41	4,41	–	–	100,00
1721	27,17	–	24,23	22,76	–	–	32,43
1731	27,77	2,52	17,67	17,67	–	–	54,55
1733	23,90	–	15,21	23,90	–	–	54,55
1741	18,05	–	14,44	18,05	–	–	50,00
1742	16,54	–	13,79	13,79	–	–	66,67
1811	4,95	–	3,30	4,95	–	–	33,33
1812	3,81	–	1,90	3,81	–	–	–
1813	2,35	–	2,35	2,35	–	–	66,67
1821	8,44	–	8,44	8,44	–	–	100,00
1822	5,11	–	5,11	5,11	–	–	100,00
1921	34,58	1,08	24,85	22,69	–	–	46,88
1931	64,31	–	59,38	63,79	51,86	8,06	38,71
2011	8,37	–	–	8,37	–	–	–
2013	–	–	–	–	–	–	–
2014	13,77	3,44	6,88	6,88	–	–	25,00
2021	31,75	–	31,75	7,94	–	–	37,50
2031	5,16	–	5,16	–	–	–	100,00
2033	132,76	–	125,38	29,50	–	–	55,56
2040	34,51	–	23,89	18,58	–	–	30,77
2052	9,36	–	–	9,36	–	–	–
2061	15,29	1,13	9,06	9,63	56,62	37,04	40,74
2062	37,78	–	30,60	33,62	–	–	47,00
2063	12,54	0,96	6,75	12,54	–	–	46,15
2071	23,44	2,23	12,28	21,21	–	–	33,33
2099	27,55	–	23,88	23,88	–	–	26,67
2110	19,47	–	4,87	14,60	–	–	25,00
2121	11,50	1,92	5,75	10,54	95,82	83,33	41,67
2212	8,56	–	–	8,56	–	–	66,67
2221	19,33	–	19,33	17,19	–	–	22,22
2222	19,45	0,80	14,12	18,91	–	–	53,42
2223	24,71	–	21,18	19,41	–	–	64,29
2229	18,65	0,41	14,09	14,30	–	–	55,56
2311	49,41	–	42,15	30,52	–	–	67,65
2312	7,67	–	4,60	7,67	–	–	80,00
2319	30,01	–	12,51	27,51	–	–	41,67
2320	35,90	–	25,34	33,78	–	–	41,18
2330	13,15	2,63	5,02	9,81	23,92	18,18	40,00
2341	7,69	–	7,69	7,69	–	–	–
2342	11,07	–	7,25	10,69	–	–	51,72
2349	9,06	–	1,97	8,27	–	–	47,83
2391	1,36	–	1,36	1,36	–	–	–
2392	7,45	–	5,42	7,45	–	–	54,55
2399	6,48	–	2,16	6,48	–	–	33,33
2422	–	–	–	–	–	–	–
2423	34,34	1,43	21,46	22,89	–	–	29,17
2431	9,26	–	–	9,26	–	–	–
2441	27,44	2,11	20,05	23,22	105,55	38,46	30,77
2449	40,50	7,36	18,41	44,19	–	–	36,36
2451	18,84	3,14	15,70	12,56	–	–	–
2511	32,30	2,31	24,23	19,04	57,68	17,86	58,93
2512	14,98	–	10,82	14,98	–	–	77,78
2513	16,63	–	11,09	11,09	277,20	166,67	83,33
2521	41,38	–	31,03	41,38	–	–	100,00
2532	14,71	4,90	9,80	14,71	–	–	33,33
2539	11,12	1,59	7,94	9,53	–	–	57,14
2542	8,72	1,45	5,81	8,72	–	–	66,67
2591	23,72	2,26	11,30	19,21	–	–	52,38
2592	–	–	–	–	–	–	–

Capítulo 72 - Pernambuco

72.2 - Indicadores de acidentes do trabalho, segundo a Classificação Nacional de Atividades Econômicas (CNAE), dos estabelecimentos localizados no estado de Pernambuco - 2016

(continuação)

CNAE	INDICADORES DE ACIDENTES DO TRABALHO						
	Incidência (por 1.000 vínculos)	Incidência de Doenças Ocupacionais (por 1.000 vínculos)	Incidência de Acidentes Típicos (por 1.000 vínculos)	Incidência de Incapacidade Temporária (por 1.000 vínculos)	Taxa de Mortalidade (por 100.000 vínculos)	Taxa de Letalidade (por 1.000 acidentes)	Acidentalidade para a faixa 16 a 34 anos (por 100 acidentes)
2593	5,66	–	2,83	5,66	–	–	50,00
2599	19,66	1,51	10,59	16,64	–	–	46,15
2651	16,90	5,63	–	16,90	–	–	66,67
2710	15,34	–	15,34	15,34	–	–	83,33
2721	24,40	–	17,08	26,83	–	–	40,00
2722	10,55	1,32	5,94	10,55	–	–	62,50
2731	6,85	–	–	6,85	–	–	100,00
2740	14,39	–	14,39	14,39	–	–	50,00
2759	25,41	–	15,25	20,33	–	–	20,00
2790	8,94	1,12	4,47	7,82	–	–	75,00
2822	6,07	–	6,07	6,07	–	–	50,00
2823	45,53	1,01	43,50	39,46	–	–	66,67
2829	15,50	–	12,05	15,50	–	–	77,78
2833	16,63	–	–	16,63	–	–	–
2840	25,66	–	25,66	25,66	–	–	66,67
2869	30,29	–	25,96	17,31	–	–	57,14
2910	30,43	5,66	10,61	23,35	–	–	62,79
2930	9,11	2,28	4,56	9,11	–	–	50,00
2941	43,96	7,33	21,98	40,29	–	–	83,33
2942	12,42	4,66	4,66	7,76	–	–	25,00
2949	41,11	9,70	24,71	29,80	46,19	11,24	71,35
2950	3,38	–	–	3,38	–	–	–
3011	51,98	5,26	46,06	12,72	–	–	59,92
3012	5,21	–	5,21	5,21	–	–	–
3091	–	–	–	–	–	–	–
3101	4,78	–	4,78	4,78	–	–	66,67
3102	6,31	–	4,73	6,31	–	–	50,00
3103	–	–	–	–	–	–	–
3104	24,18	0,90	11,64	24,18	–	–	59,26
3230	119,54	–	–	119,54	–	–	7,69
3250	–	–	–	–	–	–	–
3291	–	–	–	–	–	–	–
3299	7,53	–	6,03	7,53	75,34	100,00	90,00
3311	7,53	–	7,53	3,77	–	–	100,00
3312	3,98	–	1,99	3,98	–	–	50,00
3313	7,78	–	5,18	7,78	–	–	66,67
3314	8,09	0,58	4,62	6,93	–	–	57,14
3321	14,43	–	9,62	12,02	–	–	66,67
3329	15,36	–	9,22	15,36	–	–	60,00
3511	14,61	–	9,27	13,49	28,10	19,23	32,69
3512	–	–	–	–	–	–	–
3514	7,48	0,93	2,80	6,54	–	–	37,50
3520	–	–	–	–	–	–	–
3600	10,59	0,26	7,15	5,29	–	–	25,00
3701	12,42	–	9,03	7,90	–	–	36,36
3702	–	–	–	–	–	–	–
3811	31,54	0,80	23,06	31,68	–	–	34,45
3812	27,44	–	19,95	14,97	–	–	54,55
3821	18,43	2,63	13,17	18,43	–	–	28,57
3822	94,33	–	66,23	92,32	–	–	38,30
3831	11,50	–	5,75	11,50	–	–	–
3832	10,29	–	10,29	10,29	–	–	66,67
3839	–	–	–	–	–	–	–
4110	14,56	0,10	10,40	14,16	9,90	6,80	42,86
4120	10,69	0,06	6,34	10,32	2,84	2,66	39,89
4211	22,86	–	13,82	22,33	–	–	37,21
4212	8,67	–	1,16	8,67	–	–	40,00
4213	3,31	–	1,42	3,31	–	–	28,57
4221	53,73	0,21	17,56	53,31	20,66	3,85	31,92
4222	23,68	–	11,56	24,78	55,06	23,26	32,56
4292	10,44	0,45	5,45	8,17	–	–	56,52
4299	22,90	1,83	15,57	20,61	45,80	20,00	44,00
4311	9,43	–	9,43	9,43	–	–	50,00
4313	4,96	0,71	2,83	4,96	–	–	42,86
4321	16,61	–	6,42	16,39	88,59	53,33	56,00

Capítulo 72 - Pernambuco

72.2 - Indicadores de acidentes do trabalho, segundo a Classificação Nacional de Atividades Econômicas (CNAE), dos estabelecimentos localizados no estado de Pernambuco - 2016

(continuação)

CNAE	INDICADORES DE ACIDENTES DO TRABALHO						
	Incidência (por 1.000 vínculos)	Incidência de Doenças Ocupacionais (por 1.000 vínculos)	Incidência de Acidentes Típicos (por 1.000 vínculos)	Incidência de Incapacidade Temporária (por 1.000 vínculos)	Taxa de Mortalidade (por 100.000 vínculos)	Taxa de Letalidade (por 1.000 acidentes)	Acidentalidade para a faixa 16 a 34 anos (por 100 acidentes)
4322	10,29	–	8,57	10,29	–	–	55,56
4329	15,68	–	10,46	13,07	–	–	50,00
4330	4,70	–	1,96	4,70	–	–	50,00
4391	7,43	–	3,72	7,43	–	–	50,00
4399	11,23	0,61	6,07	11,23	–	–	24,32
4511	7,32	0,27	3,33	7,06	–	–	60,00
4512	5,33	–	–	5,33	–	–	–
4520	3,77	0,71	1,88	3,77	–	–	50,00
4530	3,86	–	2,14	3,77	8,57	22,22	53,33
4541	3,29	–	0,82	3,02	–	–	83,33
4613	5,90	–	–	5,90	–	–	100,00
4616	–	–	–	–	–	–	–
4617	6,69	–	–	6,69	–	–	100,00
4618	4,67	–	2,34	4,67	–	–	50,00
4619	–	–	–	–	–	–	–
4623	4,50	–	1,50	4,50	–	–	100,00
4631	1,40	–	1,40	1,40	–	–	–
4632	3,99	–	3,99	3,99	79,82	200,00	40,00
4633	3,03	–	1,51	3,03	–	–	50,00
4634	9,62	–	6,32	7,97	–	–	62,86
4635	69,97	19,84	29,40	62,22	18,03	2,58	56,96
4636	–	–	–	–	–	–	–
4637	5,66	–	1,74	5,66	–	–	46,15
4639	9,07	0,16	4,12	8,74	16,50	18,18	54,55
4641	1,04	–	–	1,04	–	–	–
4642	0,95	–	–	0,95	–	–	100,00
4643	3,62	–	3,62	3,62	–	–	100,00
4644	5,06	0,60	1,79	4,17	–	–	64,71
4645	2,29	–	0,57	1,72	–	–	75,00
4646	5,38	–	1,20	5,38	–	–	33,33
4647	0,93	–	0,93	0,93	–	–	–
4649	5,83	–	1,84	5,83	–	–	63,16
4651	1,00	–	–	1,00	–	–	100,00
4652	–	–	–	–	–	–	–
4661	–	–	–	–	–	–	–
4662	8,03	–	4,02	8,03	–	–	50,00
4663	4,38	–	4,38	4,38	–	–	33,33
4664	–	–	–	–	–	–	–
4665	5,02	–	2,51	5,02	–	–	50,00
4669	8,00	2,29	–	8,00	–	–	–
4671	2,06	–	–	2,06	–	–	–
4672	11,07	–	8,05	11,07	–	–	54,55
4673	8,97	–	4,49	6,73	–	–	100,00
4674	5,77	–	5,77	2,89	–	–	–
4679	8,55	–	5,40	8,10	44,99	52,63	52,63
4681	7,64	–	5,73	5,73	–	–	25,00
4682	43,24	2,16	34,59	36,76	–	–	55,00
4683	2,13	–	–	2,13	–	–	–
4684	2,15	–	2,15	2,15	–	–	–
4685	6,46	–	6,46	6,46	–	–	–
4686	14,45	–	4,82	14,45	–	–	83,33
4687	5,67	1,13	4,54	5,67	–	–	40,00
4689	11,77	–	7,85	10,79	–	–	66,67
4691	9,40	–	5,33	9,40	–	–	54,05
4692	5,31	5,31	–	5,31	–	–	100,00
4693	8,37	–	2,79	8,37	–	–	83,33
4711	9,73	0,31	5,91	9,70	6,16	6,33	57,91
4712	1,84	–	1,07	1,84	–	–	58,06
4713	3,97	–	1,74	3,72	–	–	50,00
4721	1,86	0,19	1,49	1,86	–	–	80,00
4722	4,09	0,51	2,05	3,58	–	–	37,50
4723	2,26	–	0,56	1,13	–	–	100,00
4724	2,64	0,44	0,88	2,64	–	–	50,00
4729	2,18	–	1,09	1,91	–	–	62,50
4731	2,27	–	0,67	2,18	25,18	111,11	77,78

Capítulo 72 - Pernambuco

72.2 - Indicadores de acidentes do trabalho, segundo a Classificação Nacional de Atividades Econômicas (CNAE), dos estabelecimentos localizados no estado de Pernambuco - 2016

(continuação)

CNAE	INDICADORES DE ACIDENTES DO TRABALHO						
	Incidência (por 1.000 vínculos)	Incidência de Doenças Ocupacionais (por 1.000 vínculos)	Incidência de Acidentes Típicos (por 1.000 vínculos)	Incidência de Incapacidade Temporária (por 1.000 vínculos)	Taxa de Mortalidade (por 100.000 vínculos)	Taxa de Letalidade (por 1.000 acidentes)	Acidentalidade para a faixa 16 a 34 anos (por 100 acidentes)
4732	–	–	–	–	–	–	–
4741	0,74	–	–	0,74	–	–	–
4742	1,62	–	–	1,62	–	–	–
4743	7,03	–	5,02	7,03	–	–	42,86
4744	4,96	0,20	2,18	4,56	–	–	59,18
4751	4,24	0,39	–	4,63	38,57	90,91	63,64
4752	3,86	–	1,66	3,86	–	–	57,14
4753	4,37	0,81	1,46	4,37	–	–	59,26
4754	2,12	0,12	1,30	2,12	–	–	77,78
4755	0,73	–	0,37	0,73	–	–	50,00
4756	–	–	–	–	–	–	–
4757	–	–	–	–	–	–	–
4759	3,46	–	–	3,46	–	–	–
4761	3,09	–	0,62	2,78	–	–	50,00
4762	–	–	–	–	–	–	–
4763	2,81	0,70	1,76	2,81	–	–	87,50
4771	1,24	0,06	0,56	1,24	–	–	65,00
4772	2,37	–	0,53	2,37	–	–	88,89
4773	2,83	–	2,83	2,83	–	–	100,00
4774	1,79	–	0,30	1,79	–	–	66,67
4781	2,01	–	1,47	1,92	–	–	80,49
4782	1,83	0,11	0,80	1,71	–	–	56,25
4783	2,04	–	2,04	2,04	–	–	–
4784	6,81	–	4,30	6,09	–	–	57,89
4789	2,77	–	1,44	2,49	–	–	65,52
4911	8,01	–	–	8,01	–	–	100,00
4912	45,67	2,12	34,52	27,08	–	–	15,12
4921	8,37	0,62	2,19	8,31	5,62	6,71	30,20
4922	9,67	0,30	3,33	9,67	–	–	18,75
4923	3,51	–	2,34	2,34	–	–	66,67
4924	–	–	–	–	–	–	–
4929	4,53	–	1,29	4,53	64,71	142,86	14,29
4930	11,14	0,79	5,45	9,98	4,66	4,18	46,03
4940	19,61	–	6,54	13,07	–	–	–
5030	30,99	–	30,99	30,99	–	–	20,00
5111	24,56	3,20	8,54	22,42	–	–	43,48
5112	–	–	–	–	–	–	–
5120	15,55	–	7,78	15,55	–	–	50,00
5211	15,13	0,45	8,90	12,02	–	–	55,88
5212	9,60	0,87	4,36	10,04	–	–	45,45
5221	8,32	–	8,32	8,32	–	–	50,00
5222	22,92	–	11,46	22,92	–	–	25,00
5223	10,07	–	5,42	9,29	–	–	69,23
5229	22,84	–	13,70	22,84	–	–	73,33
5231	14,12	–	8,63	11,77	78,44	55,56	22,22
5232	–	–	–	–	–	–	–
5239	33,40	–	33,40	13,36	–	–	40,00
5240	20,88	0,72	12,96	20,16	–	–	27,59
5250	11,68	–	5,11	11,68	–	–	56,25
5310	83,57	16,45	51,19	52,75	–	–	21,88
5320	9,63	0,64	3,85	9,63	–	–	40,00
5510	7,98	0,34	6,21	7,78	–	–	49,57
5590	–	–	–	–	–	–	–
5611	3,43	0,03	2,12	3,41	2,62	7,63	69,47
5612	5,66	–	–	5,66	–	–	100,00
5620	10,38	0,30	6,15	9,78	–	–	30,10
5811	6,75	–	3,37	6,75	–	–	100,00
5821	2,40	–	–	2,40	–	–	–
5822	9,19	–	3,06	9,19	–	–	33,33
5829	5,60	–	2,80	5,60	–	–	50,00
5911	–	–	–	–	–	–	–
5914	2,26	–	2,26	2,26	–	–	100,00
6010	2,40	–	0,80	2,40	–	–	–
6021	8,34	–	5,00	8,34	–	–	50,00
6110	16,75	–	13,83	16,75	–	–	34,78

Capítulo 72 - Pernambuco

72.2 - Indicadores de acidentes do trabalho, segundo a Classificação Nacional de Atividades Econômicas (CNAE), dos estabelecimentos localizados no estado de Pernambuco - 2016

(continuação)

CNAE	INDICADORES DE ACIDENTES DO TRABALHO						
	Incidência (por 1.000 vínculos)	Incidência de Doenças Ocupacionais (por 1.000 vínculos)	Incidência de Acidentes Típicos (por 1.000 vínculos)	Incidência de Incapacidade Temporária (por 1.000 vínculos)	Taxa de Mortalidade (por 100.000 vínculos)	Taxa de Letalidade (por 1.000 acidentes)	Acidentalidade para a faixa 16 a 34 anos (por 100 acidentes)
6120	13,35	0,49	3,46	13,35	–	–	51,85
6190	4,43	–	2,77	4,43	–	–	50,00
6201	6,27	–	0,63	6,27	–	–	40,00
6202	2,78	–	–	2,78	–	–	100,00
6203	6,02	2,41	2,41	6,02	–	–	60,00
6204	5,34	–	2,14	4,28	–	–	40,00
6209	5,90	–	2,21	5,90	–	–	37,50
6311	4,97	–	1,30	4,97	–	–	73,91
6319	–	–	–	–	–	–	–
6399	6,43	–	–	6,43	–	–	–
6421	15,19	4,41	9,80	14,21	–	–	16,13
6422	67,34	29,18	5,22	67,50	–	–	40,44
6423	1,41	0,70	0,70	1,06	–	–	–
6424	8,90	4,45	4,45	8,90	–	–	50,00
6436	17,57	17,57	–	17,57	–	–	50,00
6437	3,17	–	–	3,17	–	–	100,00
6462	2,00	–	1,00	2,00	–	–	–
6463	–	–	–	–	–	–	–
6491	–	–	–	–	–	–	–
6493	–	–	–	–	–	–	–
6511	2,89	–	2,89	2,89	–	–	100,00
6512	–	–	–	–	–	–	–
6541	9,69	–	3,23	9,69	–	–	33,33
6550	8,64	–	5,40	7,56	–	–	37,50
6612	–	–	–	–	–	–	–
6613	11,66	–	5,83	11,66	–	–	100,00
6619	9,09	1,01	3,03	9,09	–	–	44,44
6621	–	–	–	–	–	–	–
6622	2,05	–	–	2,05	–	–	100,00
6629	–	–	–	–	–	–	–
6810	11,86	–	8,47	11,86	–	–	42,86
6821	1,27	–	–	1,27	–	–	100,00
6822	8,00	–	5,54	8,00	–	–	61,54
6911	1,20	–	0,60	1,20	–	–	25,00
6912	0,94	–	–	0,94	–	–	100,00
6920	2,66	0,40	0,67	2,66	–	–	50,00
7020	4,66	0,18	0,72	4,48	–	–	57,69
7111	6,83	–	6,83	3,41	–	–	100,00
7112	10,03	0,37	6,56	8,91	37,14	37,04	50,62
7119	6,48	–	–	3,24	–	–	50,00
7120	7,42	1,24	2,47	7,42	–	–	50,00
7210	15,31	–	10,72	10,72	–	–	40,00
7311	–	–	–	–	–	–	–
7312	5,64	–	–	5,64	–	–	100,00
7319	7,70	1,40	2,10	7,70	–	–	72,73
7320	2,61	–	–	2,61	–	–	50,00
7420	6,25	–	3,12	3,12	–	–	100,00
7490	9,28	–	1,18	9,28	–	–	25,45
7500	–	–	–	–	–	–	–
7711	2,96	–	0,81	2,69	–	–	27,27
7719	5,94	–	2,97	5,94	–	–	50,00
7723	8,29	–	4,14	8,29	–	–	50,00
7729	–	–	–	–	–	–	–
7731	–	–	–	–	–	–	–
7732	11,85	0,44	6,59	10,54	–	–	51,85
7733	1,74	–	–	1,74	–	–	–
7739	9,48	0,73	5,83	9,48	–	–	38,46
7740	–	–	–	–	–	–	–
7810	3,56	–	0,82	3,28	–	–	53,85
7820	6,40	0,17	1,73	5,96	–	–	48,65
7830	3,97	–	1,89	3,78	–	–	42,86
7911	3,17	0,90	0,45	2,71	–	–	14,29
7990	–	–	–	–	–	–	–
8011	6,96	0,06	1,37	6,83	6,21	8,93	37,50
8012	9,55	–	5,39	9,55	–	–	43,59

Capítulo 72 - Pernambuco

72.2 - Indicadores de acidentes do trabalho, segundo a Classificação Nacional de Atividades Econômicas (CNAE), dos estabelecimentos localizados no estado de Pernambuco - 2016

(conclusão)

CNAE	INDICADORES DE ACIDENTES DO TRABALHO						
	Incidência (por 1.000 vínculos)	Incidência de Doenças Ocupacionais (por 1.000 vínculos)	Incidência de Acidentes Típicos (por 1.000 vínculos)	Incidência de Incapacidade Temporária (por 1.000 vínculos)	Taxa de Mortalidade (por 100.000 vínculos)	Taxa de Letalidade (por 1.000 acidentes)	Acidentalidade para a faixa 16 a 34 anos (por 100 acidentes)
8020	7,52	0,68	2,73	7,52	–	–	45,45
8111	2,71	–	1,09	2,71	–	–	40,00
8112	5,20	0,17	3,05	5,07	6,71	12,90	47,74
8121	6,87	0,11	2,38	5,74	–	–	37,80
8122	13,27	–	3,32	8,29	–	–	75,00
8129	12,75	–	8,25	9,75	–	–	52,94
8130	22,97	–	16,21	21,62	–	–	47,06
8211	3,43	–	1,54	2,91	–	–	55,00
8219	0,65	–	0,65	0,65	–	–	100,00
8220	6,79	0,39	1,16	6,79	–	–	78,48
8230	2,26	0,38	0,38	2,26	–	–	50,00
8291	1,75	–	0,58	1,75	–	–	33,33
8292	15,92	3,18	6,37	15,92	–	–	60,00
8299	5,04	–	2,90	4,74	–	–	63,64
8411	0,60	0,02	0,25	0,58	–	–	19,51
8412	0,35	–	0,17	0,17	–	–	50,00
8413	8,37	–	7,17	7,17	–	–	28,57
8423	3,98	–	1,99	3,98	–	–	50,00
8430	–	–	–	–	–	–	–
8511	157,49	–	1,69	154,95	–	–	30,65
8512	1,97	0,22	1,31	1,97	–	–	22,22
8513	1,71	0,19	0,76	1,46	6,35	37,04	22,22
8520	2,38	–	1,85	2,38	–	–	27,78
8531	7,91	–	1,58	7,69	–	–	40,00
8532	3,63	–	1,88	3,00	–	–	41,38
8533	–	–	–	–	–	–	–
8541	0,84	–	–	0,84	–	–	100,00
8550	3,40	–	2,26	3,40	–	–	33,33
8591	–	–	–	–	–	–	–
8593	1,18	–	–	1,77	–	–	50,00
8599	6,95	0,56	2,78	5,98	–	–	36,00
8610	31,05	0,11	22,12	18,50	–	–	43,03
8621	–	–	–	–	–	–	–
8630	19,23	–	15,00	7,75	–	–	45,55
8640	12,17	–	8,94	6,46	–	–	47,96
8650	2,98	0,30	2,08	1,49	–	–	50,00
8660	67,51	1,24	60,08	13,01	–	–	55,05
8690	1,84	–	0,61	1,84	–	–	33,33
8711	7,93	–	7,93	7,93	–	–	–
8712	14,64	–	8,58	11,11	–	–	41,38
8720	–	–	–	–	–	–	–
8730	–	–	–	–	–	–	–
8800	15,57	–	11,28	14,50	–	–	34,48
9001	1,33	–	–	1,33	–	–	100,00
9312	8,58	–	5,36	8,58	–	–	50,00
9313	1,83	–	0,73	1,83	–	–	80,00
9319	–	–	–	–	–	–	–
9321	9,05	–	7,24	9,05	–	–	60,00
9329	1,24	1,24	–	1,24	–	–	100,00
9411	7,38	1,85	5,54	5,54	–	–	–
9412	6,13	–	1,53	6,13	–	–	50,00
9420	2,90	0,48	1,45	2,90	–	–	33,33
9430	2,77	0,08	1,43	2,69	–	–	42,42
9491	2,46	–	1,44	2,46	–	–	33,33
9492	–	–	–	–	–	–	–
9493	–	–	–	–	–	–	–
9499	18,33	–	6,88	18,33	–	–	75,00
9511	7,51	0,63	2,50	6,89	–	–	25,00
9512	9,37	2,34	4,68	9,37	–	–	75,00
9521	2,46	–	1,23	2,46	–	–	50,00
9529	9,99	–	5,99	9,99	–	–	40,00
9601	3,65	0,73	–	3,65	–	–	40,00
9602	1,20	–	–	1,20	–	–	50,00
9603	14,03	–	4,47	13,40	–	–	45,45
9609	1,59	–	–	1,59	–	–	50,00
Outros (1)	13,05	0,70	5,22	12,18	–	–	44,00

Fonte: DATAPREV, CAT, SUB, CNIS.

Notas: 1. Os dados são preliminares, estando sujeitos a correções.
2. As atividades econômicas que apresentam valores zerados para os indicadores são aquelas onde não ocorreram acidentes no período.

(1) Englobam as atividades que possuíam número médio de vínculos no ano menor que 100.

Capítulo 73 - Alagoas

73.1 - Indicadores de acidentes do trabalho, segundo a Classificação Nacional de Atividades Econômicas (CNAE), dos estabelecimentos localizados no estado de Alagoas - 2015

(continua)

CNAE	INDICADORES DE ACIDENTES DO TRABALHO						
	Incidência (por 1.000 vínculos)	Incidência de Doenças Ocupacionais (por 1.000 vínculos)	Incidência de Acidentes Típicos (por 1.000 vínculos)	Incidência de Incapacidade Temporária (por 1.000 vínculos)	Taxa de Mortalidade (por 100.000 vínculos)	Taxa de Letalidade (por 1.000 acidentes)	Acidentalidade para a faixa 16 a 34 anos (por 100 acidentes)
TOTAL	**13,14**	**0,27**	**8,07**	**11,73**	**7,40**	**5,63**	**50,14**
0111	–	–	–	–	–	–	–
0113	7,71	–	6,42	7,38	–	–	37,50
0114	4,78	–	–	4,78	–	–	100,00
0133	–	–	–	–	–	–	–
0139	6,55	–	6,55	6,55	–	–	–
0151	1,51	–	1,51	1,51	–	–	–
0155	1,03	–	–	1,03	–	–	100,00
0159	–	–	–	–	–	–	–
0161	2,50	–	0,50	2,50	–	–	40,00
0600	27,34	–	27,34	9,11	–	–	88,89
0810	10,21	–	10,21	10,21	–	–	50,00
0910	47,73	–	47,73	20,45	–	–	57,14
1011	21,48	–	12,89	12,89	–	–	60,00
1012	9,22	–	–	9,22	–	–	–
1031	11,17	–	–	9,58	–	–	57,14
1052	18,72	–	10,08	18,72	–	–	38,46
1053	16,08	–	16,08	13,78	–	–	85,71
1062	6,60	–	6,60	6,60	–	–	50,00
1064	9,28	–	1,33	9,28	132,61	142,86	14,29
1066	17,61	–	11,74	17,61	–	–	–
1069	24,66	–	21,30	23,54	–	–	59,09
1071	35,87	0,05	33,63	32,28	19,06	5,31	57,90
1091	2,53	–	2,11	2,53	–	–	16,67
1092	3,29	–	3,29	3,29	–	–	100,00
1094	44,05	–	35,24	32,31	–	–	60,00
1096	–	–	–	–	–	–	–
1099	22,20	–	22,20	16,65	–	–	50,00
1121	13,28	–	10,62	13,28	–	–	100,00
1122	46,97	–	37,72	46,26	–	–	69,70
1210	–	–	–	–	–	–	–
1220	–	–	–	–	–	–	–
1311	9,21	–	7,37	9,21	–	–	40,00
1411	–	–	–	–	–	–	–
1412	2,11	–	2,11	2,11	–	–	–
1413	–	–	–	–	–	–	–
1622	4,72	–	4,72	4,72	–	–	–
1811	–	–	–	–	–	–	–
1813	2,98	–	2,98	2,98	–	–	–
1931	47,05	–	43,19	41,65	154,25	32,79	50,82
2011	11,19	–	11,19	7,46	–	–	66,67
2013	2,75	–	2,75	2,75	–	–	100,00
2031	11,65	–	7,76	3,88	–	–	100,00
2061	–	–	–	–	–	–	–
2062	17,91	–	8,96	17,91	–	–	50,00
2071	–	–	–	–	–	–	–
2099	9,97	–	9,97	9,97	–	–	–
2221	14,41	–	7,21	14,41	–	–	50,00
2222	6,35	–	6,35	6,35	–	–	66,67
2223	18,54	–	16,68	18,54	–	–	80,00
2229	17,51	–	12,73	18,04	–	–	66,67
2320	27,01	–	20,26	6,75	–	–	50,00
2330	3,68	–	3,68	3,68	–	–	33,33
2342	8,84	–	5,05	8,84	–	–	57,14
2391	16,04	–	10,70	16,04	–	–	100,00
2431	55,59	–	55,59	55,59	–	–	85,71
2451	9,27	–	9,27	9,27	–	–	–
2511	7,71	–	–	7,71	–	–	–
2512	13,20	–	–	13,20	–	–	100,00
2513	8,43	–	4,21	4,21	–	–	100,00
2539	13,86	6,93	6,93	13,86	–	–	100,00
2599	–	–	–	–	–	–	–
2811	9,19	–	9,19	9,19	–	–	100,00

Capítulo 73 - Alagoas

73.1 - Indicadores de acidentes do trabalho, segundo a Classificação Nacional de Atividades Econômicas (CNAE), dos estabelecimentos localizados no estado de Alagoas - 2015

(continuação)

CNAE	INDICADORES DE ACIDENTES DO TRABALHO						
	Incidência (por 1.000 vínculos)	Incidência de Doenças Ocupacionais (por 1.000 vínculos)	Incidência de Acidentes Típicos (por 1.000 vínculos)	Incidência de Incapacidade Temporária (por 1.000 vínculos)	Taxa de Mortalidade (por 100.000 vínculos)	Taxa de Letalidade (por 1.000 acidentes)	Acidentalidade para a faixa 16 a 34 anos (por 100 acidentes)
2869	15,30	–	15,30	15,30	–	–	50,00
2930	17,71	–	17,71	17,71	–	–	–
3011	23,79	–	18,17	7,35	–	–	58,18
3012	–	–	–	–	–	–	–
3101	2,10	–	–	2,10	–	–	100,00
3104	6,34	–	6,34	6,34	–	–	–
3311	29,06	–	–	29,06	–	–	66,67
3314	18,23	–	10,94	12,76	–	–	50,00
3511	37,70	–	32,32	26,93	–	–	71,43
3512	–	–	–	–	–	–	–
3514	24,32	1,52	19,76	19,76	–	–	37,50
3600	6,56	–	4,59	5,90	65,58	100,00	30,00
3811	27,65	1,02	23,04	26,62	–	–	53,70
3821	24,74	–	18,56	24,74	–	–	50,00
3832	8,30	–	8,30	–	830,45	1.000,00	–
4110	8,89	0,49	3,46	8,89	–	–	50,00
4120	9,28	0,21	6,01	8,63	–	–	47,98
4211	23,02	–	15,35	15,35	–	–	66,67
4212	6,75	–	6,75	–	–	–	66,67
4221	31,05	1,77	18,63	28,39	177,41	57,14	54,29
4222	22,10	–	22,10	–	–	–	75,00
4223	–	–	–	–	–	–	–
4292	12,07	–	8,05	8,05	–	–	66,67
4299	11,59	0,64	9,66	9,66	–	–	44,44
4313	9,93	–	8,28	9,93	–	–	16,67
4321	26,33	–	14,36	26,33	–	–	63,64
4322	13,43	4,48	8,95	13,43	–	–	66,67
4329	9,51	–	4,75	9,51	–	–	50,00
4330	4,21	–	2,11	4,21	–	–	50,00
4391	27,54	–	27,54	27,54	–	–	25,00
4399	16,60	–	9,96	11,07	110,69	66,67	40,00
4511	2,59	0,74	1,48	2,59	37,02	142,86	42,86
4520	0,77	–	0,77	0,77	–	–	–
4530	3,23	–	1,94	2,58	–	–	60,00
4541	1,45	–	0,72	1,45	–	–	100,00
4623	–	–	–	–	–	–	–
4631	11,63	–	11,63	11,63	–	–	100,00
4632	25,34	–	–	25,34	–	–	25,00
4633	–	–	–	–	–	–	–
4635	16,08	–	13,93	11,79	–	–	93,33
4636	2,81	–	2,81	2,81	–	–	100,00
4637	2,48	2,48	–	2,48	–	–	–
4639	7,47	0,22	2,86	8,13	43,95	58,82	58,82
4641	–	–	–	–	–	–	–
4643	–	–	–	–	–	–	–
4644	7,01	–	1,75	7,01	–	–	75,00
4645	–	–	–	–	–	–	–
4646	4,54	–	–	4,54	–	–	75,00
4647	–	–	–	–	–	–	–
4649	4,16	–	1,39	4,16	–	–	33,33
4672	13,03	–	13,03	9,77	–	–	–
4679	7,46	–	7,46	7,46	–	–	83,33
4681	9,84	–	4,92	9,84	–	–	–
4683	–	–	–	–	–	–	–
4686	3,72	–	–	3,72	–	–	100,00
4687	–	–	–	–	–	–	–
4691	9,10	–	4,55	9,10	–	–	100,00
4693	7,01	–	7,01	7,01	–	–	100,00
4711	13,87	2,59	4,59	14,16	–	–	67,63
4712	0,80	–	0,60	0,80	–	–	100,00
4713	5,88	–	3,67	5,88	–	–	37,50
4721	1,49	0,75	–	1,49	–	–	50,00
4722	3,49	1,75	1,75	3,49	–	–	–

Capítulo 73 - Alagoas

73.1 - Indicadores de acidentes do trabalho, segundo a Classificação Nacional de Atividades Econômicas (CNAE), dos estabelecimentos localizados no estado de Alagoas - 2015

(continuação)

CNAE	INDICADORES DE ACIDENTES DO TRABALHO						
	Incidência (por 1.000 vínculos)	Incidência de Doenças Ocupacionais (por 1.000 vínculos)	Incidência de Acidentes Típicos (por 1.000 vínculos)	Incidência de Incapacidade Temporária (por 1.000 vínculos)	Taxa de Mortalidade (por 100.000 vínculos)	Taxa de Letalidade (por 1.000 acidentes)	Acidentalidade para a faixa 16 a 34 anos (por 100 acidentes)
4723	6,61	–	2,20	6,61	–	–	33,33
4724	2,44	–	–	2,44	244,50	1.000,00	–
4729	1,10	–	1,10	1,10	–	–	100,00
4731	1,51	–	0,76	1,51	–	–	100,00
4741	4,19	–	4,19	4,19	–	–	–
4742	–	–	–	–	–	–	–
4743	5,15	–	5,15	5,15	–	–	100,00
4744	3,53	–	2,97	3,53	–	–	76,00
4751	–	–	–	–	–	–	–
4752	2,91	–	1,46	2,91	–	–	50,00
4753	2,36	–	0,59	2,36	–	–	100,00
4754	1,00	–	–	1,00	–	–	100,00
4755	1,16	–	0,77	0,77	–	–	100,00
4757	–	–	–	–	–	–	–
4759	5,45	–	2,73	–	–	–	100,00
4761	–	–	–	–	–	–	–
4763	–	–	–	–	–	–	–
4771	–	–	–	–	–	–	–
4772	–	–	–	–	–	–	–
4773	–	–	–	–	–	–	–
4774	1,25	–	–	1,25	–	–	–
4781	2,15	–	1,08	2,00	–	–	92,86
4782	0,41	–	–	0,41	–	–	100,00
4783	–	–	–	–	–	–	–
4784	15,94	1,06	7,44	15,94	–	–	66,67
4789	1,05	–	0,26	1,05	–	–	50,00
4912	19,51	–	19,51	13,01	–	–	–
4921	11,01	1,41	1,98	11,30	28,24	25,64	30,77
4922	12,57	–	6,28	10,99	–	–	75,00
4923	–	–	–	–	–	–	–
4929	–	–	–	–	–	–	–
4930	11,16	0,42	6,53	9,68	21,05	18,87	43,40
5111	19,22	–	3,84	19,22	–	–	40,00
5211	22,30	–	4,46	17,84	–	–	20,00
5212	33,59	–	–	33,59	–	–	40,00
5223	–	–	–	–	–	–	–
5229	–	–	–	–	–	–	–
5231	26,33	–	13,16	26,33	–	–	50,00
5240	21,44	–	16,08	21,44	–	–	50,00
5250	37,96	–	22,78	18,98	–	–	60,00
5310	146,23	22,01	111,64	109,28	393,08	26,88	31,18
5320	15,36	5,12	5,12	15,36	–	–	100,00
5510	6,05	–	2,78	6,05	–	–	59,46
5590	–	–	–	–	–	–	–
5611	2,14	0,08	0,82	2,06	–	–	65,38
5620	2,91	–	1,46	2,91	–	–	50,00
5822	8,77	–	–	8,77	–	–	50,00
5829	–	–	–	–	–	–	–
5914	15,95	–	15,95	15,95	–	–	50,00
6010	2,53	–	2,53	2,53	–	–	100,00
6021	4,30	2,15	–	4,30	–	–	–
6110	–	–	–	–	–	–	–
6120	8,91	–	8,91	8,91	–	–	33,33
6190	7,07	–	4,72	7,07	–	–	66,67
6203	–	–	–	–	–	–	–
6209	2,96	–	–	2,96	–	–	100,00
6421	7,17	5,73	1,43	7,17	–	–	40,00
6422	67,12	0,88	41,51	73,31	–	–	50,00
6423	1,71	–	0,86	1,71	–	–	50,00
6424	16,08	–	5,36	16,08	–	–	33,33
6550	4,66	1,17	–	3,50	–	–	25,00
6619	5,55	–	–	5,55	–	–	–
6622	–	–	–	–	–	–	–

Capítulo 73 - Alagoas

73.1 - Indicadores de acidentes do trabalho, segundo a Classificação Nacional de Atividades Econômicas (CNAE), dos estabelecimentos localizados no estado de Alagoas - 2015

(conclusão)

CNAE	INDICADORES DE ACIDENTES DO TRABALHO						
	Incidência (por 1.000 vínculos)	Incidência de Doenças Ocupacionais (por 1.000 vínculos)	Incidência de Acidentes Típicos (por 1.000 vínculos)	Incidência de Incapacidade Temporária (por 1.000 vínculos)	Taxa de Mortalidade (por 100.000 vínculos)	Taxa de Letalidade (por 1.000 acidentes)	Acidentalidade para a faixa 16 a 34 anos (por 100 acidentes)
6810	10,69	–	10,69	10,69	–	–	75,00
6821	–	–	–	–	–	–	–
6822	0,97	–	0,97	0,97	–	–	100,00
6911	–	–	–	–	–	–	–
6912	–	–	–	–	–	–	–
6920	1,80	–	1,80	1,80	–	–	33,33
7020	2,19	–	–	2,19	–	–	100,00
7112	4,88	–	3,66	4,88	–	–	75,00
7119	6,36	–	6,36	–	–	–	–
7120	7,33	3,67	3,67	7,33	–	–	100,00
7220	–	–	–	–	–	–	–
7311	–	–	–	–	–	–	–
7319	8,44	–	4,22	8,44	–	–	50,00
7420	194,48	–	–	194,48	–	–	18,52
7490	18,01	–	–	18,01	–	–	–
7711	1,49	–	–	1,49	–	–	–
7723	–	–	–	–	–	–	–
7731	–	–	–	–	–	–	–
7732	10,68	–	7,12	10,68	–	–	66,67
7739	15,32	–	12,26	9,19	–	–	40,00
7820	3,73	–	–	3,73	–	–	100,00
7830	4,05	–	4,05	4,05	–	–	50,00
7911	4,18	1,39	–	4,18	–	–	100,00
8011	9,53	–	4,13	9,21	–	–	50,00
8012	11,63	–	2,82	11,63	–	–	60,61
8020	9,57	–	5,98	9,57	–	–	75,00
8111	1,35	–	–	1,35	–	–	100,00
8112	4,02	–	2,60	3,78	–	–	58,82
8121	2,81	–	0,70	2,81	–	–	25,00
8122	1,99	–	–	1,99	–	–	100,00
8129	–	–	–	–	–	–	–
8211	5,77	–	4,33	5,77	–	–	50,00
8219	–	–	–	–	–	–	–
8220	4,94	–	1,50	4,94	–	–	84,85
8230	–	–	–	–	–	–	–
8291	3,02	–	–	3,02	–	–	100,00
8292	31,79	–	7,95	31,79	–	–	25,00
8299	5,31	0,66	–	5,31	–	–	50,00
8411	0,24	–	0,09	0,24	–	–	27,27
8412	–	–	–	–	–	–	–
8430	–	–	–	–	–	–	–
8511	35,50	–	–	35,50	–	–	37,50
8512	4,65	–	4,23	4,23	–	–	27,27
8513	1,71	–	1,54	1,20	–	–	40,00
8520	–	–	–	–	–	–	–
8531	1,66	–	–	1,66	–	–	33,33
8532	9,69	–	8,16	5,10	–	–	26,32
8541	–	–	–	–	–	–	–
8593	–	–	–	–	–	–	–
8599	5,02	–	3,23	5,38	–	–	42,86
8610	36,87	0,38	28,19	22,73	–	–	47,57
8630	0,53	–	–	0,53	–	–	–
8640	7,35	0,46	5,05	3,68	–	–	43,75
8650	3,98	–	1,70	3,41	–	–	57,14
8690	–	–	–	–	–	–	–
8730	14,43	–	4,81	9,62	–	–	33,33
8800	18,11	–	13,93	12,54	–	–	15,38
9312	4,82	–	2,41	4,82	–	–	100,00
9313	–	–	–	–	–	–	–
9321	3,22	–	3,22	3,22	–	–	100,00
9329	–	–	–	–	–	–	–
9412	–	–	–	–	–	–	–
9420	–	–	–	–	–	–	–
9430	2,52	–	0,19	2,71	–	–	7,69
9491	1,10	–	–	1,10	–	–	100,00
9499	13,52	–	6,01	13,52	–	–	66,67
9511	9,45	–	3,15	9,45	–	–	33,33
9521	–	–	–	–	–	–	–
9529	–	–	–	–	–	–	–
9601	2,02	–	2,02	2,02	–	–	100,00
9602	0,69	–	–	0,69	–	–	–
9603	7,75	–	6,46	6,46	–	–	33,33
9609	–	–	–	–	–	–	–
9700	–	–	–	–	–	–	–
Outros(1)	18,21	–	12,88	17,69	13,01	7,14	60,71

Fonte: DATAPREV, CAT, SUB, CNIS.

Notas: 1. Os dados são preliminares, estando sujeitos a correções.
2. As atividades econômicas que apresentam valores zerados para os indicadores são aquelas onde não ocorreram acidentes no período.

(1) Englobam as atividades que possuíam número médio de vínculos no ano menor que 100.

Capítulo 73 - Alagoas

73.2 - Indicadores de acidentes do trabalho, segundo a Classificação Nacional de Atividades Econômicas (CNAE), dos estabelecimentos localizados no estado de Alagoas - 2016

(continua)

CNAE	INDICADORES DE ACIDENTES DO TRABALHO						
	Incidência (por 1.000 vínculos)	Incidência de Doenças Ocupacionais (por 1.000 vínculos)	Incidência de Acidentes Típicos (por 1.000 vínculos)	Incidência de Incapacidade Temporária (por 1.000 vínculos)	Taxa de Mortalidade (por 100.000 vínculos)	Taxa de Letalidade (por 1.000 acidentes)	Acidentalidade para a faixa 16 a 34 anos (por 100 acidentes)
TOTAL	**12,11**	**0,25**	**6,74**	**10,72**	**5,20**	**4,29**	**48,66**
0111	–	–	–	–	–	–	–
0113	7,55	–	6,04	7,05	–	–	36,67
0114	9,10	–	4,55	9,10	–	–	50,00
0133	11,95	–	5,98	11,95	–	–	–
0139	–	–	–	–	–	–	–
0151	0,71	–	–	0,71	–	–	–
0155	4,57	–	4,57	4,57	–	–	50,00
0161	1,72	–	0,57	1,72	–	–	33,33
0600	21,77	–	18,66	12,44	–	–	28,57
0810	12,18	–	6,09	12,18	–	–	50,00
0910	30,77	–	21,98	21,98	–	–	57,14
1011	8,88	–	5,92	2,96	–	–	100,00
1012	–	–	–	–	–	–	–
1031	5,26	–	1,75	5,26	–	–	33,33
1052	5,46	–	1,82	5,46	–	–	33,33
1053	11,43	–	6,86	11,43	–	–	80,00
1062	13,86	–	13,86	13,86	–	–	75,00
1064	10,80	2,70	5,40	8,10	–	–	62,50
1066	–	–	–	–	–	–	–
1069	19,48	1,03	13,33	18,46	–	–	52,63
1071	30,62	0,49	28,35	27,01	13,67	4,46	53,57
1091	2,52	–	0,42	2,52	–	–	66,67
1092	–	–	–	–	–	–	–
1094	23,93	–	20,94	20,94	–	–	50,00
1099	–	–	–	–	–	–	–
1121	11,27	–	6,76	11,27	–	–	60,00
1122	28,97	–	21,52	27,31	–	–	68,57
1210	8,46	–	–	8,46	–	–	–
1220	–	–	–	–	–	–	–
1311	–	–	–	–	–	–	–
1412	1,98	–	–	1,98	–	–	–
1413	–	–	–	–	–	–	–
1622	11,65	–	5,83	11,65	–	–	50,00
1811	–	–	–	–	–	–	–
1813	6,54	–	6,54	6,54	–	–	50,00
1931	32,70	–	28,28	22,97	–	–	48,65
2011	23,17	–	19,31	7,72	–	–	66,67
2013	9,57	–	6,38	9,57	–	–	66,67
2031	14,85	–	7,43	3,71	–	–	100,00
2061	–	–	–	–	–	–	–
2062	9,72	–	4,86	9,72	–	–	50,00
2099	18,87	–	18,87	9,43	–	–	50,00
2221	36,78	–	27,59	36,78	–	–	75,00
2222	8,81	–	6,61	6,61	–	–	75,00
2223	30,28	–	28,11	30,28	–	–	71,43
2229	10,46	–	5,51	9,91	–	–	63,16
2320	21,02	–	21,02	5,25	–	–	50,00
2330	7,69	–	6,41	7,69	–	–	66,67
2342	16,56	–	9,47	16,56	118,32	71,43	78,57
2391	5,61	–	–	5,61	–	–	100,00
2451	9,87	–	–	9,87	–	–	–
2512	–	–	–	–	–	–	–
2513	5,96	5,96	–	5,96	–	–	–
2539	10,11	–	10,11	10,11	–	–	–
2599	4,71	–	–	4,71	470,59	1.000,00	–
2811	18,68	–	18,68	18,68	–	–	50,00
2930	–	–	–	–	–	–	–
3011	19,10	–	12,73	5,31	–	–	38,89
3012	–	–	–	–	–	–	–
3101	4,40	–	2,20	4,40	–	–	–
3104	5,94	–	–	5,94	–	–	–
3311	–	–	–	–	–	–	–

Capítulo 73 - Alagoas

73.2 - Indicadores de acidentes do trabalho, segundo a Classificação Nacional de Atividades Econômicas (CNAE), dos estabelecimentos localizados no estado de Alagoas - 2016

(continuação)

CNAE	INDICADORES DE ACIDENTES DO TRABALHO						
	Incidência (por 1.000 vínculos)	Incidência de Doenças Ocupacionais (por 1.000 vínculos)	Incidência de Acidentes Típicos (por 1.000 vínculos)	Incidência de Incapacidade Temporária (por 1.000 vínculos)	Taxa de Mortalidade (por 100.000 vínculos)	Taxa de Letalidade (por 1.000 acidentes)	Acidentalidade para a faixa 16 a 34 anos (por 100 acidentes)
3314	12,59	–	8,39	10,49	–	–	50,00
3511	26,95	–	16,17	21,56	–	–	20,00
3512	–	–	–	–	–	–	–
3514	17,74	–	16,26	14,79	–	–	41,67
3600	7,20	–	4,80	7,20	–	–	41,67
3811	62,16	1,47	55,31	62,65	–	–	66,14
3821	13,54	–	13,54	13,54	–	–	50,00
3832	8,72	–	8,72	8,72	–	–	100,00
4110	13,59	–	9,51	13,59	–	–	35,00
4120	6,84	0,07	4,50	6,91	6,71	9,80	43,14
4211	22,36	–	13,97	16,77	–	–	75,00
4212	24,77	3,10	12,38	15,48	–	–	25,00
4221	18,82	–	11,58	18,10	–	–	46,15
4222	18,64	–	18,64	18,64	–	–	75,00
4223	12,47	–	12,47	9,36	–	–	50,00
4292	25,00	–	8,33	25,00	–	–	33,33
4299	17,18	–	12,03	12,03	–	–	40,00
4313	3,45	–	1,73	3,45	–	–	–
4321	12,28	–	5,26	10,52	–	–	85,71
4322	4,79	–	4,79	4,79	–	–	100,00
4329	10,80	–	5,40	10,80	–	–	50,00
4330	3,63	–	2,42	3,63	–	–	66,67
4399	5,96	–	3,58	3,58	119,25	200,00	40,00
4511	2,56	–	1,71	2,99	–	–	16,67
4520	1,74	–	0,87	0,87	–	–	–
4530	3,42	–	2,05	3,08	–	–	60,00
4541	0,77	–	–	0,77	–	–	100,00
4623	–	–	–	–	–	–	–
4631	–	–	–	–	–	–	–
4632	17,09	–	11,40	17,09	–	–	33,33
4633	–	–	–	–	–	–	–
4635	16,59	–	7,74	14,38	110,63	66,67	93,33
4636	–	–	–	–	–	–	–
4637	2,36	–	2,36	2,36	–	–	–
4639	5,83	–	2,69	5,83	22,43	38,46	80,77
4641	5,56	–	5,56	5,56	–	–	–
4643	3,96	–	–	3,96	–	–	100,00
4644	8,52	1,70	–	8,52	–	–	60,00
4645	–	–	–	–	–	–	–
4646	5,61	–	1,12	5,61	–	–	60,00
4647	–	–	–	–	–	–	–
4649	2,82	–	–	2,82	–	–	100,00
4672	–	–	–	–	–	–	–
4679	19,27	–	11,56	19,27	–	–	66,67
4681	4,98	–	4,98	–	–	–	–
4683	–	–	–	–	–	–	–
4686	3,05	–	3,05	3,05	–	–	100,00
4687	–	–	–	–	–	–	–
4691	7,21	–	7,21	7,21	–	–	100,00
4693	7,97	–	6,38	7,97	–	–	–
4711	12,79	0,71	5,78	12,68	10,15	7,94	72,22
4712	0,81	–	–	0,81	–	–	50,00
4713	2,38	–	0,79	2,38	–	–	33,33
4721	1,43	0,72	0,72	1,43	–	–	100,00
4722	1,65	–	–	1,65	–	–	100,00
4723	2,31	–	2,31	2,31	–	–	100,00
4724	4,71	2,35	–	4,71	–	–	50,00
4729	1,06	–	–	1,06	–	–	100,00
4731	1,84	–	0,79	1,84	–	–	71,43
4741	8,93	–	4,47	8,93	–	–	50,00
4742	–	–	–	–	–	–	–
4743	11,34	–	5,67	11,34	–	–	50,00
4744	4,46	0,15	2,00	4,30	–	–	68,97

Capítulo 73 - Alagoas

73.2 - Indicadores de acidentes do trabalho, segundo a Classificação Nacional de Atividades Econômicas (CNAE), dos estabelecimentos localizados no estado de Alagoas - 2016

(continuação)

CNAE	INDICADORES DE ACIDENTES DO TRABALHO						
	Incidência (por 1.000 vínculos)	Incidência de Doenças Ocupacionais (por 1.000 vínculos)	Incidência de Acidentes Típicos (por 1.000 vínculos)	Incidência de Incapacidade Temporária (por 1.000 vínculos)	Taxa de Mortalidade (por 100.000 vínculos)	Taxa de Letalidade (por 1.000 acidentes)	Acidentalidade para a faixa 16 a 34 anos (por 100 acidentes)
4751	–	–	–	–	–	–	–
4752	3,22	–	–	3,22	–	–	100,00
4753	1,52	–	0,76	1,52	–	–	50,00
4754	0,39	–	–	0,39	–	–	–
4755	1,18	–	1,18	1,18	–	–	66,67
4757	–	–	–	–	–	–	–
4759	–	–	–	–	–	–	–
4761	1,18	–	–	1,18	–	–	–
4763	–	–	–	–	–	–	–
4771	0,99	–	0,40	0,99	–	–	80,00
4772	1,04	–	–	1,04	–	–	100,00
4773	5,72	–	5,72	5,72	–	–	100,00
4774	–	–	–	–	–	–	–
4781	1,31	–	0,65	0,98	–	–	75,00
4782	0,44	–	–	0,44	–	–	100,00
4783	–	–	–	–	–	–	–
4784	12,75	–	3,19	12,75	–	–	66,67
4789	1,30	–	–	1,04	–	–	–
4912	44,88	5,61	33,66	28,05	–	–	12,50
4921	13,12	–	2,68	12,85	–	–	42,86
4922	8,64	–	3,46	8,64	–	–	20,00
4923	–	–	–	–	–	–	–
4929	4,02	2,01	2,01	4,02	–	–	–
4930	9,81	–	5,23	9,37	65,40	66,67	48,89
5111	26,22	–	13,11	26,22	–	–	16,67
5211	27,49	–	–	27,49	–	–	50,00
5212	59,17	–	10,76	53,79	–	–	45,45
5223	3,72	–	3,72	3,72	–	–	100,00
5229	–	–	–	–	–	–	–
5231	13,21	–	4,40	13,21	–	–	33,33
5240	5,69	–	5,69	5,69	–	–	–
5250	16,18	–	12,14	8,09	–	–	75,00
5310	72,57	17,95	44,48	51,50	–	–	26,88
5320	–	–	–	–	–	–	–
5510	5,61	–	4,45	5,77	–	–	58,82
5590	–	–	–	–	–	–	–
5611	2,90	0,41	1,66	2,90	–	–	65,71
5620	4,64	0,77	3,87	3,87	–	–	16,67
5822	9,00	–	4,50	9,00	–	–	100,00
5829	–	–	–	–	–	–	–
5914	8,68	–	8,68	8,68	–	–	100,00
6010	–	–	–	–	–	–	–
6021	8,75	–	–	8,75	–	–	75,00
6110	–	–	–	–	–	–	–
6120	13,05	–	9,79	13,05	–	–	50,00
6190	3,76	–	1,88	3,76	–	–	100,00
6203	4,41	–	–	4,41	–	–	100,00
6209	7,47	–	7,47	7,47	–	–	100,00
6311	6,24	–	–	6,24	–	–	–
6421	10,57	7,55	3,02	10,57	–	–	–
6422	61,67	6,17	22,91	60,79	–	–	47,14
6423	1,76	–	0,88	1,76	–	–	50,00
6424	5,32	–	5,32	5,32	–	–	–
6550	6,35	–	5,08	6,35	–	–	20,00
6619	–	–	–	–	–	–	–
6622	–	–	–	–	–	–	–
6810	16,38	2,73	5,46	19,11	–	–	66,67
6821	–	–	–	–	–	–	–
6822	4,14	–	1,03	4,14	–	–	25,00
6911	–	–	–	–	–	–	–
6912	–	–	–	–	–	–	–
6920	2,35	0,59	–	2,35	–	–	50,00
7020	1,70	–	–	1,70	–	–	100,00

Capítulo 73 - Alagoas

73.2 - Indicadores de acidentes do trabalho, segundo a Classificação Nacional de Atividades Econômicas (CNAE), dos estabelecimentos localizados no estado de Alagoas - 2016

(conclusão)

CNAE	INDICADORES DE ACIDENTES DO TRABALHO						
	Incidência (por 1.000 vínculos)	Incidência de Doenças Ocupacionais (por 1.000 vínculos)	Incidência de Acidentes Típicos (por 1.000 vínculos)	Incidência de Incapacidade Temporária (por 1.000 vínculos)	Taxa de Mortalidade (por 100.000 vínculos)	Taxa de Letalidade (por 1.000 acidentes)	Acidentalidade para a faixa 16 a 34 anos (por 100 acidentes)
7112	17,74	–	8,87	17,74	–	–	83,33
7119	37,57	–	37,57	10,25	–	–	54,55
7120	7,61	–	7,61	2,54	–	–	100,00
7220	1,94	–	1,94	1,94	–	–	–
7311	–	–	–	–	–	–	–
7319	17,73	–	13,29	17,73	–	–	75,00
7420	82,95	–	9,22	73,73	–	–	–
7490	5,01	–	5,01	–	–	–	100,00
7711	5,64	–	4,23	5,64	–	–	100,00
7723	–	–	–	–	–	–	–
7729	–	–	–	–	–	–	–
7731	8,29	–	4,14	8,29	–	–	50,00
7732	9,57	–	6,38	9,57	–	–	33,33
7739	14,93	–	14,93	14,93	–	–	50,00
7820	2,40	–	–	2,40	–	–	100,00
7830	13,30	–	8,87	8,87	–	–	66,67
7911	1,45	–	–	1,45	–	–	–
8011	9,16	–	4,20	9,16	38,18	41,67	50,00
8012	10,74	–	3,33	10,74	–	–	48,28
8020	8,06	–	4,61	8,06	–	–	14,29
8111	3,75	1,25	–	3,75	–	–	100,00
8112	1,87	–	1,40	1,87	–	–	37,50
8121	3,52	–	0,70	3,52	–	–	65,00
8122	–	–	–	–	–	–	–
8129	0,71	–	–	0,71	–	–	100,00
8211	4,34	1,45	1,45	4,34	–	–	100,00
8219	3,58	–	–	3,58	–	–	–
8220	10,98	0,24	2,63	10,62	11,94	10,87	86,96
8230	7,26	–	3,63	7,26	–	–	–
8291	2,59	–	2,59	2,59	–	–	–
8292	14,08	–	14,08	14,08	–	–	50,00
8299	5,54	–	3,46	5,54	–	–	75,00
8411	0,43	–	0,25	0,37	2,05	47,62	14,29
8412	–	–	–	–	–	–	–
8423	9,90	–	–	9,90	–	–	–
8430	–	–	–	–	–	–	–
8511	12,06	–	4,02	8,04	–	–	66,67
8512	2,27	–	1,89	1,51	–	–	–
8513	2,84	–	2,51	2,34	–	–	41,18
8520	1,16	–	1,16	1,16	–	–	–
8531	1,80	–	1,20	1,80	–	–	33,33
8532	9,86	–	7,78	2,59	–	–	31,58
8541	6,05	–	6,05	–	–	–	–
8593	2,25	–	–	2,25	–	–	100,00
8599	2,86	–	1,63	2,45	–	–	57,14
8610	37,78	0,19	27,78	21,39	–	–	44,85
8630	1,02	–	–	0,51	–	–	–
8640	10,60	0,44	7,51	5,74	–	–	50,00
8650	17,31	–	12,07	6,30	–	–	39,39
8690	2,44	–	1,22	2,44	–	–	–
8712	7,43	–	7,43	7,43	–	–	100,00
8730	18,76	–	4,69	18,76	–	–	25,00
8800	16,48	–	15,10	12,36	–	–	25,00
9312	2,42	–	2,42	2,42	–	–	–
9313	1,72	–	–	1,72	–	–	100,00
9321	3,43	–	–	3,43	–	–	–
9329	–	–	–	–	–	–	–
9412	–	–	–	–	–	–	–
9420	–	–	–	–	–	–	–
9430	2,81	–	0,80	2,81	20,09	71,43	14,29
9491	3,25	–	–	3,25	–	–	66,67
9499	24,67	–	14,80	24,67	–	–	70,00
9511	3,48	–	3,48	3,48	–	–	–
9521	–	–	–	–	–	–	–
9529	–	–	–	–	–	–	–
9601	6,77	2,26	2,26	6,77	–	–	–
9602	0,71	–	0,71	0,71	–	–	100,00
9603	4,95	–	–	4,95	–	–	25,00
9609	–	–	–	–	–	–	–
Outros (1)	8,54	–	4,67	7,87	–	–	50,00

Fonte: DATAPREV, CAT, SUB, CNIS.

Notas: 1. Os dados são preliminares, estando sujeitos a correções.
2. As atividades econômicas que apresentam valores zerados para os indicadores são aquelas onde não ocorreram acidentes no período.

(1) Englobam as atividades que possuíam número médio de vínculos no ano menor que 100.

Capítulo 74 - Sergipe

74.1 - Indicadores de acidentes do trabalho, segundo a Classificação Nacional de Atividades Econômicas (CNAE), dos estabelecimentos localizados no estado de Sergipe - 2015

(continua)

CNAE	INDICADORES DE ACIDENTES DO TRABALHO						
	Incidência (por 1.000 vínculos)	Incidência de Doenças Ocupacionais (por 1.000 vínculos)	Incidência de Acidentes Típicos (por 1.000 vínculos)	Incidência de Incapacidade Temporária (por 1.000 vínculos)	Taxa de Mortalidade (por 100.000 vínculos)	Taxa de Letalidade (por 1.000 acidentes)	Acidentalidade para a faixa 16 a 34 anos (por 100 acidentes)
TOTAL	**7,98**	**0,12**	**4,71**	**6,51**	**3,96**	**4,97**	**52,25**
0111	–	–	–	–	–	–	–
0113	7,56	–	5,97	7,96	–	–	57,89
0116	7,37	–	7,37	7,37	–	–	50,00
0133	2,07	–	1,38	2,07	–	–	66,67
0139	–	–	–	–	–	–	–
0151	–	–	–	–	–	–	–
0155	17,58	–	14,38	17,58	–	–	54,55
0159	–	–	–	–	–	–	–
0161	1,73	–	1,73	0,87	–	–	–
0322	–	–	–	–	–	–	–
0600	41,53	–	38,52	5,42	–	–	28,99
0810	3,78	–	3,78	3,78	–	–	50,00
0891	10,34	–	9,30	8,27	–	–	30,00
0910	17,36	1,74	14,76	3,47	–	–	55,00
1011	–	–	–	–	–	–	–
1012	20,44	–	11,68	17,52	–	–	71,43
1031	6,49	–	6,49	12,97	648,65	1.000,00	–
1033	5,06	–	5,06	4,05	–	–	20,00
1052	19,31	–	16,09	17,70	–	–	75,00
1053	4,12	–	–	4,12	–	–	100,00
1062	12,02	–	8,02	8,02	–	–	33,33
1064	3,67	–	3,67	3,67	–	–	50,00
1069	13,02	–	13,02	13,02	–	–	66,67
1071	4,02	–	2,87	4,02	–	–	57,14
1081	6,39	–	6,39	6,39	–	–	100,00
1091	1,73	–	1,30	1,73	–	–	75,00
1092	17,81	–	10,39	5,94	–	–	83,33
1094	–	–	–	–	–	–	–
1099	7,80	–	6,24	7,80	–	–	80,00
1113	24,29	–	21,86	7,29	–	–	80,00
1121	4,92	–	2,46	4,92	–	–	100,00
1220	5,83	–	5,83	5,83	–	–	100,00
1311	11,98	–	6,85	11,98	–	–	71,43
1321	33,13	–	23,54	29,64	87,19	26,32	57,89
1330	7,69	–	7,69	7,69	–	–	100,00
1351	8,39	1,48	5,92	8,39	–	–	58,82
1411	1,59	–	1,59	1,59	–	–	100,00
1412	7,15	0,55	4,40	6,60	–	–	38,46
1413	6,38	6,38	–	6,38	–	–	–
1531	18,68	–	10,02	18,68	–	–	84,06
1533	10,67	–	8,53	7,47	–	–	70,00
1622	11,37	–	6,82	11,37	–	–	100,00
1721	22,84	–	13,70	22,84	–	–	60,00
1742	–	–	–	–	–	–	–
1813	2,60	–	2,60	2,60	–	–	–
1921	32,79	1,82	29,15	16,40	–	–	27,78
1931	8,99	–	7,35	8,99	–	–	31,82
2013	49,61	–	46,06	30,71	–	–	64,29
2061	24,20	–	17,29	24,20	–	–	57,14
2063	46,45	–	42,22	46,45	–	–	81,82
2212	6,36	–	6,36	6,36	–	–	100,00
2222	1,67	–	–	1,67	–	–	100,00
2229	19,45	–	12,97	19,45	–	–	–
2319	–	–	–	–	–	–	–
2320	10,85	–	10,85	10,85	–	–	25,00
2330	2,38	–	2,38	2,38	–	–	50,00
2342	4,92	–	2,61	4,92	–	–	58,82
2391	10,57	–	5,29	10,57	–	–	50,00
2392	30,25	–	30,25	22,68	–	–	75,00
2424	–	–	–	–	–	–	–
2511	26,35	–	20,15	24,80	–	–	58,82
2512	8,20	–	8,20	8,20	–	–	33,33
2539	18,85	–	9,43	18,85	–	–	100,00

Capítulo 74 - Sergipe

74.1 - Indicadores de acidentes do trabalho, segundo a Classificação Nacional de Atividades Econômicas (CNAE), dos estabelecimentos localizados no estado de Sergipe - 2015

(continuação)

CNAE	INDICADORES DE ACIDENTES DO TRABALHO						
	Incidência (por 1.000 vínculos)	Incidência de Doenças Ocupacionais (por 1.000 vínculos)	Incidência de Acidentes Típicos (por 1.000 vínculos)	Incidência de Incapacidade Temporária (por 1.000 vínculos)	Taxa de Mortalidade (por 100.000 vínculos)	Taxa de Letalidade (por 1.000 acidentes)	Acidentalidade para a faixa 16 a 34 anos (por 100 acidentes)
2591	41,72	–	33,38	8,34	–	–	80,00
2599	–	–	–	–	–	–	–
2622	–	–	–	–	–	–	–
2759	6,99	–	2,80	6,99	–	–	100,00
2930	22,61	–	15,07	22,61	–	–	66,67
2945	6,46	0,36	2,51	6,46	–	–	94,44
3101	4,03	–	1,61	4,03	–	–	80,00
3102	18,13	–	12,95	18,13	–	–	71,43
3104	10,23	–	10,23	10,23	–	–	100,00
3212	–	–	–	–	–	–	–
3240	7,92	–	–	7,92	–	–	–
3250	5,44	–	–	5,44	–	–	100,00
3299	4,55	–	4,55	4,55	–	–	–
3314	10,79	–	2,16	12,94	–	–	60,00
3511	24,43	–	18,32	18,32	–	–	25,00
3514	38,32	1,22	29,19	37,71	–	–	68,25
3600	19,80	–	17,54	13,58	56,57	28,57	34,29
3811	49,95	–	45,01	41,05	–	–	63,37
3839	71,72	3,77	67,95	49,07	–	–	78,95
4110	10,39	–	8,80	9,78	–	–	61,18
4120	8,53	0,07	5,00	8,33	13,33	15,63	50,00
4211	21,41	–	5,35	16,06	–	–	25,00
4212	15,52	–	7,76	15,52	–	–	50,00
4213	8,90	–	–	8,90	–	–	–
4221	37,03	–	22,98	37,03	–	–	55,17
4292	25,49	–	16,99	19,83	–	–	55,56
4299	6,28	–	–	6,28	–	–	–
4312	10,83	–	5,42	5,42	–	–	50,00
4313	13,93	–	6,97	6,97	–	–	16,67
4321	18,70	–	11,00	16,50	–	–	52,94
4322	4,46	–	–	4,46	–	–	100,00
4329	23,93	–	9,57	23,93	–	–	60,00
4330	5,17	–	2,07	4,14	–	–	–
4399	33,04	–	22,03	23,86	367,08	111,11	44,44
4511	3,27	–	2,34	3,27	46,74	142,86	85,71
4520	0,95	0,95	–	–	–	–	–
4530	6,65	–	3,50	6,65	–	–	57,89
4541	5,27	–	1,76	4,39	–	–	50,00
4617	9,82	–	–	9,82	–	–	50,00
4623	–	–	–	–	–	–	–
4632	–	–	–	–	–	–	–
4633	–	–	–	–	–	–	–
4634	6,72	–	–	6,72	–	–	–
4635	15,13	–	11,35	13,51	–	–	82,14
4637	2,58	–	2,58	2,58	–	–	–
4639	–	–	–	–	–	–	–
4641	7,94	–	–	7,94	–	–	100,00
4642	–	–	–	–	–	–	–
4644	–	–	–	–	–	–	–
4645	7,49	–	–	3,75	–	–	50,00
4646	6,39	–	–	6,39	–	–	50,00
4647	–	–	–	–	–	–	–
4649	–	–	–	–	–	–	–
4661	–	–	–	–	–	–	–
4679	–	–	–	–	–	–	–
4681	18,61	–	18,61	18,61	–	–	66,67
4686	14,30	–	9,53	14,30	–	–	33,33
4687	5,84	–	5,84	5,84	–	–	100,00
4691	11,92	2,38	8,34	11,92	–	–	70,00
4693	12,02	–	8,01	12,02	–	–	77,78
4711	8,16	0,10	5,10	8,06	–	–	57,50
4712	1,74	–	1,39	1,74	–	–	60,00
4713	7,19	–	3,08	5,14	–	–	100,00
4721	2,45	–	2,45	2,45	–	–	50,00

Capítulo 74 - Sergipe

74.1 - Indicadores de acidentes do trabalho, segundo a Classificação Nacional de Atividades Econômicas (CNAE), dos estabelecimentos localizados no estado de Sergipe - 2015

(continuação)

CNAE	INDICADORES DE ACIDENTES DO TRABALHO						
	Incidência (por 1.000 vínculos)	Incidência de Doenças Ocupacionais (por 1.000 vínculos)	Incidência de Acidentes Típicos (por 1.000 vínculos)	Incidência de Incapacidade Temporária (por 1.000 vínculos)	Taxa de Mortalidade (por 100.000 vínculos)	Taxa de Letalidade (por 1.000 acidentes)	Acidentalidade para a faixa 16 a 34 anos (por 100 acidentes)
4722	3,03	–	3,03	3,03	–	–	–
4723	–	–	–	–	–	–	–
4724	–	–	–	–	–	–	–
4729	–	–	–	–	–	–	–
4731	4,71	–	2,77	4,71	27,68	58,82	47,06
4741	5,79	–	5,79	5,79	–	–	100,00
4742	–	–	–	–	–	–	–
4743	9,07	–	3,02	9,07	–	–	33,33
4744	4,22	–	2,32	4,22	–	–	65,00
4751	1,32	–	–	1,32	–	–	100,00
4752	–	–	–	–	–	–	–
4753	2,21	–	–	2,21	–	–	–
4754	2,74	0,34	–	2,74	–	–	62,50
4755	–	–	–	–	–	–	–
4757	–	–	–	–	–	–	–
4759	4,35	–	–	4,35	–	–	50,00
4761	1,31	–	1,31	1,31	–	–	–
4763	–	–	–	–	–	–	–
4771	0,94	–	0,31	1,25	–	–	66,67
4772	1,11	–	–	1,11	–	–	–
4773	27,97	–	18,65	18,65	–	–	100,00
4774	1,29	–	–	1,29	–	–	100,00
4781	0,79	–	0,79	0,59	–	–	100,00
4782	2,07	–	–	2,07	–	–	100,00
4783	–	–	–	–	–	–	–
4784	3,12	–	1,56	3,12	–	–	100,00
4789	1,78	–	1,78	2,37	–	–	33,33
4921	18,20	–	8,12	17,64	28,00	15,38	46,15
4922	4,53	–	–	4,53	–	–	–
4923	–	–	–	–	–	–	–
4929	0,92	0,92	–	0,92	–	–	–
4930	6,01	–	3,93	4,35	41,42	68,97	58,62
5111	5,94	–	–	5,94	–	–	100,00
5212	33,71	–	4,21	31,60	–	–	56,25
5223	–	–	–	–	–	–	–
5229	–	–	–	–	–	–	–
5231	9,40	–	9,40	–	–	–	100,00
5239	–	–	–	–	–	–	–
5240	18,32	–	12,21	18,32	–	–	66,67
5310	85,99	3,22	55,89	81,69	–	–	42,50
5320	–	–	–	–	–	–	–
5510	1,81	–	1,45	1,81	–	–	80,00
5590	–	–	–	–	–	–	–
5611	1,70	–	0,91	1,48	–	–	60,00
5612	–	–	–	–	–	–	–
5620	5,78	–	4,20	4,20	–	–	36,36
5822	3,39	–	–	3,39	–	–	100,00
5914	–	–	–	–	–	–	–
6010	6,11	–	3,06	6,11	–	–	–
6021	2,48	–	2,48	2,48	–	–	100,00
6110	7,11	–	7,11	7,11	–	–	50,00
6120	–	–	–	–	–	–	–
6190	3,27	–	3,27	3,27	–	–	100,00
6201	8,26	–	2,75	8,26	–	–	66,67
6209	–	–	–	–	–	–	–
6311	3,46	–	–	3,46	–	–	–
6421	8,69	–	3,48	8,69	–	–	60,00
6422	19,12	5,17	7,24	17,57	51,68	27,03	43,24
6423	7,56	–	2,52	3,78	–	–	33,33
6511	–	–	–	–	–	–	–
6550	4,93	–	1,64	3,29	–	–	33,33
6613	17,33	–	14,44	17,33	–	–	75,00
6619	–	–	–	–	–	–	–
6622	–	–	–	–	–	–	–

Capítulo 74 - Sergipe

74.1 - Indicadores de acidentes do trabalho, segundo a Classificação Nacional de Atividades Econômicas (CNAE), dos estabelecimentos localizados no estado de Sergipe - 2015

(conclusão)

CNAE	INDICADORES DE ACIDENTES DO TRABALHO						
	Incidência (por 1.000 vínculos)	Incidência de Doenças Ocupacionais (por 1.000 vínculos)	Incidência de Acidentes Típicos (por 1.000 vínculos)	Incidência de Incapacidade Temporária (por 1.000 vínculos)	Taxa de Mortalidade (por 100.000 vínculos)	Taxa de Letalidade (por 1.000 acidentes)	Acidentalidade para a faixa 16 a 34 anos (por 100 acidentes)
6810	10,43	–	7,82	10,43	–	–	50,00
6821	–	–	–	–	–	–	–
6822	–	–	–	–	–	–	–
6911	–	–	–	–	–	–	–
6912	–	–	–	–	–	–	–
6920	0,61	–	0,61	0,61	–	–	–
7020	18,08	–	3,62	18,08	–	–	60,00
7112	16,60	–	11,62	13,28	166,00	100,00	50,00
7119	6,58	–	6,58	6,58	–	–	–
7120	–	–	–	–	–	–	–
7210	14,05	–	14,05	11,24	–	–	20,00
7220	–	–	–	–	–	–	–
7311	16,12	–	10,75	16,12	–	–	33,33
7319	–	–	–	–	–	–	–
7420	–	–	–	–	–	–	–
7490	1,49	–	1,49	–	–	–	100,00
7711	4,12	–	1,37	4,12	–	–	33,33
7723	–	–	–	–	–	–	–
7731	19,43	–	19,43	9,72	–	–	50,00
7732	8,38	–	4,19	6,28	–	–	75,00
7733	–	–	–	–	–	–	–
7739	9,76	–	6,50	9,76	–	–	33,33
7810	2,90	–	2,90	2,90	–	–	100,00
7820	7,20	–	2,22	6,09	–	–	53,85
7830	3,30	–	1,65	3,30	–	–	–
7911	–	–	–	–	–	–	–
8011	4,62	–	1,29	4,62	–	–	60,00
8012	16,59	–	6,49	17,31	–	–	47,83
8020	16,33	–	8,16	16,33	–	–	50,00
8111	2,48	–	2,48	2,48	–	–	100,00
8112	2,99	–	1,94	2,54	–	–	45,00
8121	3,00	–	1,73	2,21	–	–	36,84
8129	–	–	–	–	–	–	–
8130	4,27	–	4,27	4,27	–	–	–
8211	–	–	–	–	–	–	–
8219	–	–	–	–	–	–	–
8220	5,05	–	0,20	5,05	–	–	80,00
8230	–	–	–	–	–	–	–
8291	–	–	–	–	–	–	–
8299	7,95	–	4,54	2,27	–	–	57,14
8411	0,34	0,03	0,10	0,33	–	–	23,81
8412	3,17	–	2,90	1,58	–	–	83,33
8430	–	–	–	–	–	–	–
8511	1,89	–	–	1,89	–	–	–
8512	0,35	–	0,35	0,35	–	–	100,00
8513	0,20	–	0,20	0,20	–	–	–
8520	0,91	–	0,91	0,91	–	–	100,00
8531	12,55	–	4,18	11,16	–	–	77,78
8532	2,97	–	1,32	2,97	–	–	44,44
8550	16,37	–	16,37	16,37	–	–	–
8593	–	–	–	–	–	–	–
8599	1,40	–	1,40	1,40	–	–	33,33
8610	26,51	0,14	20,93	11,30	–	–	48,09
8630	3,17	0,40	1,98	2,38	–	–	62,50
8640	10,44	–	9,08	4,54	–	–	60,87
8650	–	–	–	–	–	–	–
8660	40,89	4,54	27,26	27,26	–	–	22,22
8690	–	–	–	–	–	–	–
8711	–	–	–	–	–	–	–
8712	16,96	–	5,65	16,96	–	–	66,67
8800	6,45	–	5,53	6,45	–	–	14,29
9001	–	–	–	–	–	–	–
9312	3,09	–	3,09	3,09	–	–	100,00
9313	–	–	–	–	–	–	–
9321	–	–	–	–	–	–	–
9411	–	–	–	–	–	–	–
9412	–	–	–	–	–	–	–
9420	4,94	–	2,47	4,94	–	–	–
9430	0,94	–	–	0,94	–	–	50,00
9491	1,16	–	–	1,16	–	–	100,00
9499	8,43	–	8,43	8,43	–	–	100,00
9511	4,01	–	4,01	4,01	–	–	100,00
9521	–	–	–	–	–	–	–
9529	–	–	–	–	–	–	–
9601	14,53	–	7,27	9,69	–	–	50,00
9602	0,96	–	0,96	0,96	–	–	–
9603	–	–	–	–	–	–	–
9609	–	–	–	–	–	–	–
9700	–	–	–	–	–	–	–
Outros(1)	10,27	0,57	5,56	8,70	–	–	48,61

Fonte: DATAPREV, CAT, SUB, CNIS.

Notas: 1. Os dados são preliminares, estando sujeitos a correções.
2. As atividades econômicas que apresentam valores zerados para os indicadores são aquelas onde não ocorreram acidentes no período.

(1) Englobam as atividades que possuíam número médio de vínculos no ano menor que 100.

Capítulo 74 - Sergipe

74.2 - Indicadores de acidentes do trabalho, segundo a Classificação Nacional de Atividades Econômicas (CNAE), dos estabelecimentos localizados no estado de Sergipe - 2016

(continua)

CNAE	INDICADORES DE ACIDENTES DO TRABALHO						
	Incidência (por 1.000 vínculos)	Incidência de Doenças Ocupacionais (por 1.000 vínculos)	Incidência de Acidentes Típicos (por 1.000 vínculos)	Incidência de Incapacidade Temporária (por 1.000 vínculos)	Taxa de Mortalidade (por 100.000 vínculos)	Taxa de Letalidade (por 1.000 acidentes)	Acidentalidade para a faixa 16 a 34 anos (por 100 acidentes)
TOTAL	**7,93**	**0,15**	**4,73**	**6,21**	**2,38**	**3,00**	**50,96**
0111	–	–	–	–	–	–	–
0113	8,74	–	7,20	9,26	–	–	35,29
0116	–	–	–	–	–	–	–
0133	2,70	–	0,68	2,70	–	–	–
0139	–	–	–	–	–	–	–
0151	–	–	–	–	–	–	–
0155	16,13	–	16,13	14,67	–	–	63,64
0159	–	–	–	–	–	–	–
0161	0,94	–	0,94	0,94	–	–	100,00
0162	9,96	–	–	9,96	–	–	–
0322	–	–	–	–	–	–	–
0600	56,77	0,61	52,50	15,26	–	–	36,56
0810	11,18	–	11,18	11,18	–	–	40,00
0891	7,63	1,09	5,45	5,45	–	–	14,29
0910	31,16	2,60	18,18	23,37	–	–	25,00
1011	–	–	–	–	–	–	–
1012	20,63	–	17,69	20,63	–	–	57,14
1031	20,64	–	20,64	20,64	–	–	66,67
1033	22,52	–	18,60	22,52	–	–	52,17
1052	9,96	–	4,98	9,96	–	–	66,67
1053	–	–	–	–	–	–	–
1062	16,79	–	16,79	16,79	–	–	25,00
1064	6,70	–	6,70	6,70	–	–	100,00
1069	14,62	–	4,87	14,62	–	–	33,33
1071	0,41	–	–	0,41	–	–	100,00
1081	5,96	–	5,96	4,97	–	–	66,67
1091	3,03	0,43	1,73	2,60	–	–	57,14
1092	6,15	–	4,10	4,10	–	–	33,33
1094	–	–	–	–	–	–	–
1099	7,49	–	4,49	7,49	–	–	60,00
1113	5,15	–	2,57	2,57	–	–	100,00
1121	2,62	–	2,62	2,62	–	–	100,00
1220	–	–	–	–	–	–	–
1311	12,39	–	10,32	12,39	–	–	33,33
1321	38,36	–	31,97	34,10	–	–	50,00
1330	–	–	–	–	–	–	–
1351	12,52	–	10,35	12,52	–	–	60,87
1411	7,14	–	3,57	7,14	–	–	50,00
1412	6,00	0,75	3,75	6,00	–	–	62,50
1413	16,67	16,67	–	16,67	–	–	–
1531	13,99	–	7,66	13,99	–	–	83,33
1533	8,47	2,12	5,29	3,18	–	–	50,00
1622	10,11	–	10,11	10,11	–	–	75,00
1721	5,24	–	5,24	5,24	–	–	100,00
1742	–	–	–	–	–	–	–
1813	6,04	–	6,04	6,04	–	–	100,00
1921	28,87	12,37	16,49	16,49	–	–	42,86
1931	9,48	–	5,11	9,48	72,93	76,92	30,77
2013	28,34	–	25,87	13,55	–	–	47,83
2061	20,96	–	12,58	20,96	–	–	80,00
2063	56,09	–	34,52	56,09	–	–	84,62
2212	19,57	–	19,57	19,57	–	–	66,67
2222	3,44	–	1,72	3,44	–	–	100,00
2229	3,65	–	3,65	3,65	–	–	100,00
2312	–	–	–	–	–	–	–
2319	6,48	–	6,48	6,48	–	–	100,00
2320	12,39	–	8,26	8,26	–	–	33,33
2330	8,65	–	4,32	8,65	–	–	33,33
2342	4,31	0,33	2,98	3,98	–	–	46,15
2391	26,40	–	18,48	26,40	–	–	60,00
2392	38,41	–	38,41	–	–	–	60,00
2424	16,04	–	8,02	16,04	–	–	100,00
2511	6,36	–	6,36	6,36	–	–	66,67
2512	–	–	–	–	–	–	–
2591	37,93	–	37,93	–	–	–	60,00
2622	9,92	–	–	9,92	–	–	100,00
2759	4,22	–	4,22	4,22	–	–	–
2930	5,82	–	5,82	5,82	–	–	50,00
2945	5,28	0,44	0,88	5,28	–	–	66,67
3101	8,68	–	4,82	8,68	–	–	33,33
3102	6,12	–	–	6,12	–	–	100,00
3104	–	–	–	–	–	–	–
3212	2,38	–	–	2,38	–	–	–
3240	8,79	–	–	8,79	–	–	–
3250	6,02	–	6,02	6,02	–	–	100,00
3299	–	–	–	–	–	–	–
3314	3,68	–	3,68	3,68	–	–	100,00
3511	24,12	–	12,06	18,09	–	–	25,00
3514	33,32	1,23	22,83	25,92	–	–	59,26
3600	14,04	–	10,26	12,96	–	–	42,31
3811	70,01	0,75	59,47	57,96	–	–	65,59
3839	31,29	–	23,47	23,47	–	–	75,00
4110	9,04	–	7,13	9,04	–	–	50,88
4120	6,98	0,32	4,57	6,74	16,05	22,99	41,38
4213	17,39	–	8,70	8,70	869,57	500,00	–
4221	19,26	–	9,63	17,88	–	–	42,86

Capítulo 74 - Sergipe

74.2 - Indicadores de acidentes do trabalho, segundo a Classificação Nacional de Atividades Econômicas (CNAE), dos estabelecimentos localizados no estado de Sergipe - 2016

(continuação)

CNAE	INDICADORES DE ACIDENTES DO TRABALHO						
	Incidência (por 1.000 vínculos)	Incidência de Doenças Ocupacionais (por 1.000 vínculos)	Incidência de Acidentes Típicos (por 1.000 vínculos)	Incidência de Incapacidade Temporária (por 1.000 vínculos)	Taxa de Mortalidade (por 100.000 vínculos)	Taxa de Letalidade (por 1.000 acidentes)	Acidentalidade para a faixa 16 a 34 anos (por 100 acidentes)
4292	28,54	–	14,27	21,40	–	–	75,00
4299	6,79	–	6,79	–	–	–	–
4312	9,77	–	–	9,77	–	–	–
4313	6,97	–	6,97	6,97	–	–	100,00
4321	20,30	–	13,96	12,69	–	–	62,50
4322	16,64	–	2,77	16,64	–	–	66,67
4329	26,95	–	26,95	16,17	–	–	60,00
4330	3,13	–	2,09	3,13	–	–	33,33
4399	17,39	2,17	6,52	13,05	–	–	37,50
4511	2,72	–	0,54	2,18	–	–	60,00
4520	3,01	–	3,01	3,01	–	–	33,33
4530	8,25	0,37	4,87	7,87	–	–	63,64
4541	3,91	–	0,98	3,91	–	–	50,00
4617	10,67	–	5,34	10,67	–	–	100,00
4623	–	–	–	–	–	–	–
4631	6,98	–	–	6,98	–	–	–
4632	–	–	–	–	–	–	–
4633	2,15	–	2,15	4,29	–	–	100,00
4634	–	–	–	–	–	–	–
4635	16,26	–	10,09	14,02	–	–	65,52
4637	7,60	–	2,53	10,13	–	–	33,33
4639	7,87	–	1,57	7,87	–	–	80,00
4641	–	–	–	–	–	–	–
4642	–	–	–	–	–	–	–
4644	–	–	–	–	–	–	–
4645	–	–	–	–	–	–	–
4646	9,22	–	6,14	6,14	–	–	66,67
4647	–	–	–	–	–	–	–
4649	–	–	–	–	–	–	–
4661	8,13	–	8,13	8,13	–	–	100,00
4679	6,06	–	6,06	–	–	–	100,00
4681	14,85	–	14,85	14,85	–	–	50,00
4686	–	–	–	–	–	–	–
4687	7,28	–	7,28	7,28	–	–	–
4691	18,65	–	13,68	16,17	124,35	66,67	60,00
4693	5,40	–	2,70	5,40	–	–	100,00
4711	9,82	–	6,20	9,71	10,33	10,53	57,89
4712	1,97	–	1,31	1,97	–	–	83,33
4713	5,63	–	2,25	4,50	–	–	80,00
4721	1,16	–	–	1,16	–	–	100,00
4722	–	–	–	–	–	–	–
4723	–	–	–	–	–	–	–
4724	5,37	–	5,37	5,37	–	–	100,00
4729	4,80	–	–	4,80	–	–	66,67
4731	2,97	0,27	1,08	2,97	–	–	54,55
4741	5,71	–	5,71	5,71	–	–	100,00
4742	5,61	–	5,61	5,61	–	–	50,00
4743	–	–	–	–	–	–	–
4744	2,51	–	1,68	2,51	–	–	75,00
4751	–	–	–	–	–	–	–
4752	4,39	–	2,19	4,39	–	–	100,00
4753	2,70	–	1,35	2,70	–	–	50,00
4754	3,07	–	–	3,07	–	–	75,00
4755	0,78	–	0,78	0,78	–	–	–
4757	–	–	–	–	–	–	–
4759	–	–	–	–	–	–	–
4761	2,77	–	2,77	2,77	–	–	50,00
4763	–	–	–	–	–	–	–
4771	3,04	–	0,61	3,04	–	–	70,00
4772	1,15	–	–	1,15	–	–	100,00
4773	18,90	–	18,90	18,90	–	–	100,00
4774	–	–	–	–	–	–	–
4781	1,26	–	0,21	1,47	–	–	50,00
4782	0,54	–	0,54	0,54	–	–	100,00
4783	–	–	–	–	–	–	–
4784	2,95	–	2,95	2,95	–	–	50,00
4789	1,26	–	0,63	1,26	–	–	50,00
4921	18,21	0,27	8,30	17,68	26,78	14,71	47,06
4922	2,55	–	2,55	2,55	–	–	–
4923	–	–	–	–	–	–	–
4929	–	–	–	–	–	–	–
4930	8,84	0,23	5,35	5,82	–	–	55,26
5111	19,34	–	12,90	19,34	–	–	33,33
5212	31,45	–	4,84	29,03	–	–	46,15
5223	4,64	–	–	4,64	–	–	100,00
5229	–	–	–	–	–	–	–
5239	–	–	–	–	–	–	–
5240	11,95	–	5,98	11,95	–	–	50,00
5310	46,50	2,21	29,89	46,50	–	–	42,86
5320	23,95	–	14,37	19,16	–	–	20,00
5510	5,08	–	2,54	4,35	–	–	42,86
5590	–	–	–	–	–	–	–
5611	3,53	–	2,44	3,41	–	–	82,76
5620	3,01	–	2,51	1,51	–	–	33,33
5822	8,44	–	–	8,44	–	–	50,00
5914	–	–	–	–	–	–	–
6010	3,15	–	–	3,15	–	–	100,00

Capítulo 74 - Sergipe

74.2 - Indicadores de acidentes do trabalho, segundo a Classificação Nacional de Atividades Econômicas (CNAE), dos estabelecimentos localizados no estado de Sergipe - 2016

(conclusão)

CNAE	INDICADORES DE ACIDENTES DO TRABALHO						
	Incidência (por 1.000 vínculos)	Incidência de Doenças Ocupacionais (por 1.000 vínculos)	Incidência de Acidentes Típicos (por 1.000 vínculos)	Incidência de Incapacidade Temporária (por 1.000 vínculos)	Taxa de Mortalidade (por 100.000 vínculos)	Taxa de Letalidade (por 1.000 acidentes)	Acidentalidade para a faixa 16 a 34 anos (por 100 acidentes)
6021	2,38	–	2,38	2,38	–	–	100,00
6110	–	–	–	–	–	–	–
6120	5,66	–	–	5,66	–	–	100,00
6190	–	–	–	–	–	–	–
6201	–	–	–	–	–	–	–
6209	–	–	–	–	–	–	–
6311	–	–	–	–	–	–	–
6319	–	–	–	–	–	–	–
6421	10,64	1,77	7,09	8,86	–	–	16,67
6422	10,06	6,35	–	9,00	52,94	52,63	15,79
6423	2,59	–	1,29	2,59	–	–	50,00
6511	–	–	–	–	–	–	–
6550	5,06	–	3,37	5,06	–	–	33,33
6613	5,24	–	1,75	5,24	–	–	66,67
6619	–	–	–	–	–	–	–
6622	–	–	–	–	–	–	–
6810	8,60	–	8,60	8,60	–	–	50,00
6821	4,83	–	–	4,83	–	–	100,00
6822	2,51	–	1,25	2,51	–	–	–
6911	2,53	–	–	2,53	–	–	50,00
6920	1,82	–	0,61	1,82	–	–	66,67
7020	7,55	–	3,78	7,55	–	–	50,00
7111	–	–	–	–	–	–	–
7112	18,25	–	9,12	15,21	–	–	33,33
7120	–	–	–	–	–	–	–
7210	8,60	–	5,73	8,60	–	–	–
7220	–	–	–	–	–	–	–
7311	7,68	–	–	7,68	–	–	33,33
7319	13,34	–	–	13,34	–	–	100,00
7420	9,27	–	–	9,27	–	–	–
7490	1,57	–	1,57	–	–	–	–
7711	2,76	–	–	2,76	–	–	50,00
7723	–	–	–	–	–	–	–
7732	10,04	–	10,04	10,04	–	–	75,00
7733	–	–	–	–	–	–	–
7739	14,64	–	10,98	10,98	–	–	25,00
7810	–	–	–	–	–	–	–
7820	0,68	–	0,68	0,68	–	–	–
7830	3,06	–	0,77	3,06	–	–	25,00
7911	2,41	–	–	2,41	–	–	100,00
8011	4,48	–	1,02	4,48	–	–	54,55
8012	37,95	–	30,79	26,49	–	–	58,49
8020	17,60	–	8,80	17,60	–	–	50,00
8111	15,35	–	10,23	15,35	–	–	66,67
8112	3,65	–	1,75	3,21	–	–	52,00
8121	2,61	–	0,87	2,43	–	–	46,67
8129	6,36	–	3,18	3,18	–	–	100,00
8130	4,71	–	–	4,71	–	–	100,00
8211	6,83	–	1,95	5,86	–	–	85,71
8219	–	–	–	–	–	–	–
8220	4,37	–	0,36	4,37	–	–	87,50
8230	–	–	–	–	–	–	–
8291	1,19	1,19	–	1,19	–	–	100,00
8299	2,09	–	1,04	1,04	–	–	50,00
8411	0,18	–	0,05	0,16	–	–	27,27
8412	2,72	–	2,72	0,25	–	–	63,64
8424	–	–	–	–	–	–	–
8430	–	–	–	–	–	–	–
8511	5,05	–	1,68	5,05	–	–	–
8512	0,35	–	–	0,35	–	–	–
8513	0,59	0,20	0,40	0,59	–	–	66,67
8520	0,44	–	0,44	0,44	–	–	100,00
8531	2,76	–	–	2,76	–	–	50,00
8532	3,72	–	2,37	3,04	–	–	45,45
8550	36,08	–	21,65	36,08	–	–	40,00
8593	–	–	–	–	–	–	–
8599	2,49	–	1,00	2,49	–	–	40,00
8610	33,85	0,21	29,05	12,76	–	–	49,17
8630	2,89	–	1,24	1,65	–	–	57,14
8640	5,74	–	3,53	2,21	–	–	61,54
8650	2,16	–	–	2,16	–	–	–
8660	87,54	–	76,12	30,45	–	–	39,13
8690	–	–	–	–	–	–	–
8711	–	–	–	–	–	–	–
8712	15,82	–	5,27	15,82	–	–	66,67
8800	7,97	–	6,97	6,97	–	–	37,50
9001	–	–	–	–	–	–	–
9312	6,05	–	3,02	6,05	–	–	100,00
9313	4,51	–	–	4,51	–	–	100,00
9321	15,63	–	11,72	15,63	–	–	50,00
9411	–	–	–	–	–	–	–
9412	4,40	–	–	4,40	–	–	100,00
9420	4,30	–	4,30	4,30	–	–	–
9430	1,46	–	0,98	0,98	–	–	66,67
9491	–	–	–	–	–	–	–
9499	7,83	–	5,22	7,83	–	–	66,67
9511	–	–	–	–	–	–	–
9521	6,07	–	–	6,07	–	–	100,00
9601	15,19	–	12,15	6,08	–	–	100,00
9602	0,99	–	–	0,99	–	–	–
9603	2,14	–	–	2,14	–	–	–
9609	–	–	–	–	–	–	–
Outros (1)	6,89	–	4,02	6,46	–	–	45,83

Fonte: DATAPREV, CAT, SUB, CNIS.

Notas: 1. Os dados são preliminares, estando sujeitos a correções.
2. As atividades econômicas que apresentam valores zerados para os indicadores são aquelas onde não ocorreram acidentes no período.

(1) Englobam as atividades que possuíam número médio de vínculos no ano menor que 100.

Capítulo 75 - Bahia

75.1 - Indicadores de acidentes do trabalho, segundo a Classificação Nacional de Atividades Econômicas (CNAE), dos estabelecimentos localizados no estado da Bahia - 2015

(continua)

CNAE	INDICADORES DE ACIDENTES DO TRABALHO						
	Incidência (por 1.000 vínculos)	Incidência de Doenças Ocupacionais (por 1.000 vínculos)	Incidência de Acidentes Típicos (por 1.000 vínculos)	Incidência de Incapacidade Temporária (por 1.000 vínculos)	Taxa de Mortalidade (por 100.000 vínculos)	Taxa de Letalidade (por 1.000 acidentes)	Acidentalidade para a faixa 16 a 34 anos (por 100 acidentes)
TOTAL	**8,71**	**0,34**	**4,26**	**7,33**	**4,43**	**5,09**	**44,40**
0111	7,80	–	4,22	8,22	42,17	54,05	51,35
0112	15,07	0,34	8,91	14,73	–	–	70,45
0113	7,57	–	6,05	7,57	–	–	60,00
0114	17,28	–	7,80	17,28	–	–	16,13
0115	10,05	0,37	7,49	9,50	54,82	54,55	69,09
0116	–	–	–	–	–	–	–
0119	18,82	–	14,41	19,22	40,04	21,28	63,83
0121	9,73	0,75	2,99	9,73	–	–	61,54
0122	4,58	–	4,58	4,58	–	–	–
0131	4,75	–	3,17	4,75	–	–	–
0132	8,85	0,21	7,20	8,85	20,57	23,26	55,81
0133	11,98	0,12	10,34	11,87	–	–	54,90
0134	4,09	–	2,94	4,09	–	–	68,00
0135	5,98	0,42	4,73	5,98	13,90	23,26	53,49
0139	5,20	–	4,23	5,20	–	–	75,00
0141	89,87	2,14	64,19	85,59	–	–	45,24
0151	3,29	–	2,45	3,29	–	–	38,18
0152	4,74	–	4,74	4,74	–	–	–
0153	7,04	–	3,52	7,04	–	–	–
0154	–	–	–	–	–	–	–
0155	10,35	0,71	6,78	9,64	71,39	68,97	34,48
0159	3,02	–	3,02	3,02	–	–	100,00
0161	4,69	0,18	2,94	3,58	–	–	60,78
0162	11,25	–	10,00	11,25	–	–	33,33
0163	7,77	–	–	7,77	–	–	33,33
0210	16,53	1,18	11,51	12,10	–	–	48,21
0220	4,41	–	–	4,41	–	–	–
0230	23,99	0,42	12,62	9,26	21,04	8,77	42,98
0321	49,89	–	44,02	49,89	–	–	52,94
0322	–	–	–	–	–	–	–
0600	29,76	2,02	21,69	12,61	–	–	38,98
0710	6,19	–	6,19	6,19	–	–	–
0724	33,54	2,34	27,30	13,26	–	–	44,19
0725	90,47	–	71,08	6,46	–	–	50,00
0729	27,34	–	23,35	12,53	–	–	47,92
0810	9,08	–	8,20	7,62	–	–	51,61
0891	4,91	–	4,91	4,91	–	–	100,00
0893	37,50	–	28,12	46,87	–	–	50,00
0899	14,80	–	13,51	7,08	–	–	65,22
0910	19,64	0,56	14,03	11,22	–	–	40,00
0990	4,29	–	4,29	4,29	–	–	100,00
1011	13,44	0,32	11,20	13,44	–	–	64,29
1012	12,10	0,31	6,21	9,00	–	–	69,23
1013	35,14	1,90	31,34	31,34	–	–	59,46
1020	12,98	–	10,82	12,98	–	–	50,00
1031	4,63	1,54	1,54	4,63	–	–	–
1032	–	–	–	–	–	–	–
1033	1,78	0,89	0,89	1,78	–	–	50,00
1041	13,17	–	9,05	9,88	–	–	50,00
1042	39,97	–	33,82	36,89	–	–	53,85
1051	11,08	–	11,08	11,08	–	–	100,00
1052	5,77	0,77	3,08	5,38	38,45	66,67	33,33
1053	5,69	–	4,74	5,69	–	–	66,67
1062	21,77	1,81	17,78	16,69	–	–	51,67
1064	12,81	–	6,40	12,81	–	–	66,67
1065	36,12	–	28,90	36,12	–	–	80,00
1066	14,05	0,78	7,80	13,27	–	–	50,00
1069	2,55	2,55	–	–	–	–	–
1071	25,14	–	23,92	25,63	–	–	62,14
1081	8,43	–	7,37	6,32	–	–	50,00
1091	3,32	–	2,10	3,41	8,73	26,32	50,00
1092	9,85	1,56	5,70	8,30	–	–	47,37
1093	35,84	2,93	24,14	27,80	–	–	40,82
1094	11,80	–	7,37	11,80	–	–	75,00
1095	–	–	–	–	–	–	–
1096	19,04	–	19,04	6,35	–	–	33,33
1099	17,99	11,76	4,50	16,61	–	–	63,46
1112	11,22	–	5,61	11,22	–	–	–
1113	27,20	0,48	21,00	14,79	–	–	66,67
1121	23,06	–	17,29	22,10	–	–	66,67
1122	37,63	2,35	25,53	31,92	–	–	57,14
1220	–	–	–	–	–	–	–
1311	14,40	–	14,40	14,40	–	–	14,29
1312	9,64	–	6,89	8,27	–	–	28,57
1313	36,19	–	36,19	36,19	–	–	20,00
1321	1,36	–	1,36	1,36	–	–	–
1322	5,81	–	5,81	5,81	–	–	–
1323	21,12	–	18,77	21,90	–	–	77,78
1330	16,14	–	16,14	16,14	–	–	100,00
1340	12,12	–	6,74	12,12	–	–	66,67
1351	13,86	–	5,94	13,86	–	–	21,43
1352	–	–	–	–	–	–	–
1354	8,28	–	7,09	8,28	–	–	42,86
1359	5,86	–	1,95	5,86	–	–	100,00

Capítulo 75 - Bahia

75.1 - Indicadores de acidentes do trabalho, segundo a Classificação Nacional de Atividades Econômicas (CNAE), dos estabelecimentos localizados no estado da Bahia - 2015

(continuação)

CNAE	INDICADORES DE ACIDENTES DO TRABALHO						
	Incidência (por 1.000 vínculos)	Incidência de Doenças Ocupacionais (por 1.000 vínculos)	Incidência de Acidentes Típicos (por 1.000 vínculos)	Incidência de Incapacidade Temporária (por 1.000 vínculos)	Taxa de Mortalidade (por 100.000 vínculos)	Taxa de Letalidade (por 1.000 acidentes)	Acidentalidade para a faixa 16 a 34 anos (por 100 acidentes)
1411	0,94	–	0,94	0,94	–	–	–
1412	3,76	0,13	1,17	3,63	–	–	65,52
1413	1,47	–	0,73	1,47	–	–	50,00
1414	11,56	2,89	–	11,56	–	–	50,00
1421	5,32	0,82	2,87	4,91	–	–	53,85
1422	6,67	3,33	–	6,67	–	–	–
1510	23,58	5,89	13,75	25,54	–	–	58,33
1521	–	–	–	–	–	–	–
1529	0,93	–	0,93	0,93	–	–	–
1531	6,05	0,09	3,04	5,42	–	–	73,33
1532	–	–	–	–	–	–	–
1533	6,20	–	4,65	4,65	–	–	75,00
1539	6,10	–	–	6,10	–	–	60,00
1540	7,01	–	7,01	7,01	–	–	50,00
1610	29,44	–	16,56	22,08	–	–	43,75
1622	12,40	–	7,23	12,40	–	–	33,33
1623	5,69	–	5,69	5,69	142,35	250,00	50,00
1629	13,02	–	13,02	13,02	–	–	60,00
1710	21,22	0,37	19,75	7,68	–	–	63,79
1721	15,40	–	14,00	14,00	–	–	27,27
1731	9,88	–	1,98	9,88	–	–	80,00
1732	–	–	–	–	–	–	–
1733	24,48	–	19,58	23,26	–	–	65,00
1741	2,86	–	–	2,86	–	–	100,00
1742	14,74	–	11,33	12,47	–	–	46,15
1749	4,21	–	4,21	4,21	–	–	100,00
1811	7,95	1,32	2,65	5,30	–	–	16,67
1813	3,79	–	1,08	2,71	–	–	71,43
1821	4,27	–	–	4,27	–	–	50,00
1822	2,00	–	–	2,00	–	–	100,00
1921	14,64	0,59	10,83	8,78	–	–	48,00
1931	17,31	–	12,88	17,31	–	–	55,81
1932	116,63	–	99,97	54,15	–	–	75,00
2013	22,23	–	20,16	15,51	–	–	51,16
2014	14,90	–	11,17	14,90	–	–	50,00
2019	42,31	2,92	35,02	11,67	–	–	44,83
2021	14,85	–	14,85	1,75	–	–	35,29
2022	40,78	2,91	34,96	10,20	–	–	46,43
2029	24,35	1,16	19,71	5,80	–	–	52,38
2031	19,42	–	14,94	8,96	–	–	30,77
2040	37,05	–	27,79	16,21	–	–	31,25
2051	29,87	–	23,89	17,92	–	–	80,00
2061	13,06	–	7,68	11,52	–	–	76,47
2062	19,63	1,23	18,40	15,95	–	–	50,00
2063	8,74	–	7,39	6,72	–	–	53,85
2071	10,82	7,21	3,61	3,61	–	–	16,67
2073	16,63	–	16,63	11,09	–	–	33,33
2091	18,78	–	3,76	18,78	–	–	60,00
2092	–	–	–	–	–	–	–
2099	28,79	–	23,56	12,43	–	–	72,73
2121	11,61	–	8,13	11,61	–	–	50,00
2122	–	–	–	–	–	–	–
2211	36,63	6,11	26,37	17,58	–	–	61,33
2212	2,56	–	2,56	2,56	–	–	50,00
2219	29,87	3,81	6,35	29,23	–	–	44,68
2221	24,74	–	16,49	20,61	–	–	44,44
2222	18,90	0,60	13,88	17,09	–	–	68,09
2223	55,37	2,64	42,19	29,00	–	–	66,67
2229	15,54	0,58	12,63	13,40	–	–	55,00
2311	14,29	–	12,50	14,29	–	–	87,50
2319	12,98	–	8,11	12,98	–	–	100,00
2320	39,11	–	36,67	24,44	–	–	56,25
2330	12,18	–	10,60	9,97	–	–	59,74
2341	–	–	–	–	–	–	–
2342	6,99	0,12	6,01	6,99	12,26	17,54	66,67
2349	7,53	–	7,53	7,53	–	–	100,00
2391	5,85	0,45	4,05	5,85	–	–	46,15
2392	8,90	–	4,45	8,90	–	–	50,00
2399	15,75	–	13,13	15,75	–	–	50,00
2412	23,02	2,36	19,48	6,49	–	–	51,28
2424	10,23	–	5,12	8,53	–	–	33,33
2441	7,16	–	7,16	7,16	–	–	50,00
2443	58,32	3,02	49,27	24,13	–	–	70,69
2511	23,46	1,00	17,97	19,46	–	–	40,43
2512	10,52	0,42	8,42	9,68	–	–	64,00
2513	13,91	1,99	9,93	9,93	–	–	42,86
2521	40,10	–	34,37	45,82	–	–	71,43
2539	3,70	–	2,96	3,70	–	–	20,00
2542	16,95	1,36	13,56	16,27	–	–	44,00
2591	18,76	2,08	10,42	6,25	–	–	66,67
2592	2,22	–	2,22	2,22	–	–	100,00
2593	16,64	–	11,09	16,64	–	–	44,44
2599	13,10	1,31	9,82	10,48	–	–	55,00
2610	–	–	–	–	–	–	–
2621	3,27	–	3,27	3,27	–	–	100,00

Capítulo 75 - Bahia

75.1 - Indicadores de acidentes do trabalho, segundo a Classificação Nacional de Atividades Econômicas (CNAE), dos estabelecimentos localizados no estado da Bahia - 2015

(continuação)

CNAE	INDICADORES DE ACIDENTES DO TRABALHO						
	Incidência (por 1.000 vínculos)	Incidência de Doenças Ocupacionais (por 1.000 vínculos)	Incidência de Acidentes Típicos (por 1.000 vínculos)	Incidência de Incapacidade Temporária (por 1.000 vínculos)	Taxa de Mortalidade (por 100.000 vínculos)	Taxa de Letalidade (por 1.000 acidentes)	Acidentalidade para a faixa 16 a 34 anos (por 100 acidentes)
2622	4,32	–	4,32	4,32	–	–	–
2631	15,75	–	15,75	15,75	–	–	100,00
2640	5,02	2,51	–	5,02	–	–	50,00
2710	27,42	–	27,42	15,67	–	–	42,86
2731	47,70	–	37,10	5,30	–	–	66,67
2733	50,42	–	50,42	50,42	–	–	66,67
2740	7,34	–	7,34	7,34	–	–	33,33
2751	5,02	–	–	5,02	–	–	100,00
2759	2,82	0,81	0,81	2,82	–	–	42,86
2790	13,73	5,89	7,85	7,85	–	–	28,57
2811	58,36	–	43,23	41,07	–	–	74,07
2823	28,81	–	14,41	28,81	–	–	50,00
2829	18,94	–	18,94	12,62	–	–	33,33
2833	26,55	–	13,27	26,55	–	–	50,00
2840	–	–	–	–	–	–	–
2851	20,61	–	12,68	20,61	–	–	61,54
2869	32,24	–	32,24	32,24	537,39	166,67	66,67
2910	17,59	1,70	5,72	11,02	–	–	25,30
2930	15,37	–	8,54	15,37	–	–	66,67
2949	24,16	4,20	13,66	18,56	–	–	42,03
2950	4,09	–	4,09	4,09	–	–	100,00
3011	23,47	1,02	17,35	17,35	–	–	56,52
3092	7,18	–	7,18	7,18	–	–	100,00
3101	5,81	0,53	4,23	5,55	–	–	45,45
3102	18,05	–	16,41	18,05	–	–	72,73
3103	4,29	–	2,15	4,29	–	–	50,00
3104	7,14	–	3,57	7,14	–	–	41,67
3212	–	–	–	–	–	–	–
3250	5,47	–	4,10	5,47	–	–	25,00
3291	25,70	–	–	25,70	–	–	33,33
3292	6,23	–	2,08	6,23	–	–	33,33
3299	2,76	–	1,84	2,76	–	–	33,33
3311	22,88	–	13,07	19,61	–	–	28,57
3312	1,77	–	–	–	–	–	–
3313	11,12	–	8,65	9,89	–	–	66,67
3314	8,70	0,53	6,33	5,80	26,38	30,30	45,45
3317	5,06	–	5,06	5,06	–	–	–
3319	9,06	–	9,06	–	–	–	60,00
3321	13,39	–	7,44	11,91	148,83	111,11	44,44
3329	16,76	–	11,18	16,76	–	–	66,67
3511	43,09	–	39,50	22,44	–	–	35,42
3512	11,34	1,62	3,24	11,34	–	–	14,29
3514	14,27	0,51	9,18	11,73	50,98	35,71	46,43
3520	16,58	–	16,58	16,58	–	–	25,00
3600	13,29	0,42	10,04	11,03	14,14	10,64	41,49
3702	13,28	–	11,81	7,38	–	–	55,56
3811	17,26	–	13,72	12,86	21,44	12,42	54,04
3812	–	–	–	–	–	–	–
3821	27,87	–	19,51	25,08	278,68	100,00	50,00
3822	5,86	–	5,86	2,93	–	–	50,00
3831	8,73	–	8,73	8,73	–	–	100,00
3832	12,38	2,48	7,43	9,91	–	–	60,00
3839	10,43	–	8,34	10,43	–	–	80,00
3900	–	–	–	–	–	–	–
4110	6,98	0,18	5,73	7,07	17,89	25,64	32,05
4120	7,75	0,24	5,29	7,22	6,35	8,20	45,90
4211	22,84	0,30	18,36	10,00	7,46	3,27	47,06
4212	13,54	1,13	11,28	9,02	–	–	58,33
4213	2,67	–	1,78	2,22	–	–	33,33
4221	39,14	0,09	14,90	38,54	17,13	4,38	30,85
4222	11,40	0,39	7,47	10,02	–	–	29,31
4291	9,06	–	7,05	8,05	–	–	11,11
4292	11,82	0,50	6,29	9,31	–	–	34,04
4299	11,87	0,34	8,51	9,30	11,20	9,43	35,85
4311	8,56	–	4,28	4,28	–	–	50,00
4312	23,28	–	13,30	23,28	–	–	42,86
4313	5,47	0,24	3,33	4,99	47,56	86,96	30,43
4321	12,36	0,18	8,73	10,73	36,37	29,41	52,94
4322	5,77	0,32	2,24	5,45	–	–	83,33
4329	4,37	0,51	2,57	2,83	25,71	58,82	70,59
4330	3,38	0,29	1,91	3,38	–	–	56,52
4391	6,90	–	5,84	5,31	–	–	46,15
4399	6,42	0,29	4,71	5,56	–	–	62,22
4511	5,07	0,08	2,86	4,66	–	–	54,84
4512	28,15	–	7,04	28,15	–	–	50,00
4520	4,02	0,12	2,31	3,77	–	–	60,61
4530	3,32	0,21	1,66	3,32	–	–	56,45
4541	2,30	–	1,41	2,47	–	–	53,85
4543	12,86	–	–	12,86	–	–	100,00
4613	10,15	–	5,08	10,15	–	–	100,00
4614	–	–	–	–	–	–	–
4615	–	–	–	–	–	–	–
4616	–	–	–	–	–	–	–
4617	5,25	–	5,25	5,25	–	–	66,67
4618	–	–	–	–	–	–	–

Capítulo 75 - Bahia

75.1 - Indicadores de acidentes do trabalho, segundo a Classificação Nacional de Atividades Econômicas (CNAE), dos estabelecimentos localizados no estado da Bahia - 2015

(continuação)

CNAE	INDICADORES DE ACIDENTES DO TRABALHO						
	Incidência (por 1.000 vínculos)	Incidência de Doenças Ocupacionais (por 1.000 vínculos)	Incidência de Acidentes Típicos (por 1.000 vínculos)	Incidência de Incapacidade Temporária (por 1.000 vínculos)	Taxa de Mortalidade (por 100.000 vínculos)	Taxa de Letalidade (por 1.000 acidentes)	Acidentalidade para a faixa 16 a 34 anos (por 100 acidentes)
4619	–	–	–	–	–	–	–
4621	18,23	–	–	18,23	–	–	–
4622	5,14	–	5,14	5,14	–	–	100,00
4623	6,85	0,57	6,28	7,99	–	–	83,33
4631	4,37	1,46	1,46	2,91	–	–	33,33
4632	5,58	–	1,86	5,58	–	–	75,00
4633	3,09	0,34	1,72	3,09	–	–	66,67
4634	4,84	0,40	3,63	4,84	–	–	75,00
4635	24,06	0,32	15,41	22,37	21,10	8,77	68,42
4636	5,11	–	2,56	5,97	85,25	166,67	50,00
4637	4,14	–	1,55	3,62	–	–	37,50
4639	4,49	0,50	2,41	4,41	–	–	59,26
4641	10,88	–	8,16	5,44	–	–	75,00
4642	–	–	–	–	–	–	–
4643	–	–	–	–	–	–	–
4644	4,44	0,34	2,73	4,10	–	–	61,54
4645	2,28	0,76	–	2,28	–	–	66,67
4646	5,98	0,43	2,99	5,12	42,70	71,43	57,14
4647	1,04	–	–	1,04	–	–	100,00
4649	10,45	0,55	5,78	10,45	–	–	57,89
4651	–	–	–	–	–	–	–
4652	11,84	–	4,74	11,84	–	–	80,00
4661	12,67	–	4,87	9,74	–	–	69,23
4662	11,31	–	6,78	9,05	–	–	60,00
4663	6,28	–	6,28	6,28	–	–	100,00
4664	9,22	–	9,22	9,22	–	–	–
4665	16,55	–	11,03	16,55	–	–	66,67
4669	8,89	–	1,78	5,34	–	–	40,00
4671	5,54	–	5,54	5,54	–	–	100,00
4672	10,77	–	7,90	10,05	–	–	66,67
4673	3,83	–	3,83	2,56	–	–	66,67
4674	–	–	–	–	–	–	–
4679	1,83	–	1,83	1,22	–	–	100,00
4681	6,42	–	3,85	5,78	–	–	30,00
4682	31,85	1,38	27,70	31,85	138,49	43,48	73,91
4683	2,35	–	2,35	2,35	–	–	50,00
4684	14,53	–	14,53	10,90	–	–	–
4685	13,34	–	13,34	13,34	667,04	500,00	50,00
4686	–	–	–	–	–	–	–
4687	13,13	–	7,88	13,13	–	–	33,33
4689	6,60	–	1,65	4,95	–	–	100,00
4691	9,81	–	6,28	9,41	–	–	56,00
4693	7,69	–	5,35	7,36	–	–	39,13
4711	6,79	0,27	4,14	6,59	2,48	3,65	51,82
4712	1,49	0,15	0,77	1,46	2,98	20,00	62,00
4713	5,78	0,15	2,43	3,65	–	–	63,16
4721	2,61	–	1,62	2,43	–	–	51,72
4722	2,96	0,27	1,61	2,96	–	–	27,27
4723	5,24	0,33	0,65	5,24	–	–	87,50
4724	1,06	–	0,35	1,06	–	–	66,67
4729	1,54	0,14	0,98	1,40	–	–	63,64
4731	1,86	0,05	0,64	1,67	14,70	78,95	55,26
4732	2,81	–	2,81	2,81	–	–	100,00
4741	0,90	–	–	0,90	–	–	100,00
4742	3,60	–	1,54	3,60	–	–	14,29
4743	2,85	0,47	1,90	2,85	–	–	16,67
4744	2,92	0,08	2,09	2,73	10,71	36,70	54,13
4751	2,24	0,14	1,26	2,10	14,02	62,50	75,00
4752	1,77	–	0,88	1,77	–	–	100,00
4753	4,50	0,10	2,68	4,50	–	–	55,32
4754	1,92	–	0,81	1,92	–	–	58,06
4755	1,11	0,11	0,33	1,11	–	–	60,00
4756	3,13	–	3,13	3,13	–	–	100,00
4757	2,48	–	2,48	2,48	–	–	66,67
4759	1,85	–	0,79	1,85	–	–	85,71
4761	1,74	0,65	0,65	1,74	–	–	75,00
4762	–	–	–	–	–	–	–
4763	1,71	–	0,57	1,71	–	–	100,00
4771	0,93	0,09	0,42	0,93	–	–	75,00
4772	0,86	–	0,34	0,86	–	–	80,00
4773	–	–	–	–	–	–	–
4774	1,67	0,21	1,05	1,67	–	–	62,50
4781	1,90	0,12	0,90	1,84	3,11	16,39	70,49
4782	1,35	0,08	0,72	1,35	–	–	52,94
4783	–	–	–	–	–	–	–
4784	6,40	0,25	4,68	5,66	–	–	57,69
4785	–	–	–	–	–	–	–
4789	1,50	0,18	0,48	1,44	–	–	36,00
4911	6,10	–	6,10	2,03	–	–	100,00
4912	23,23	–	14,67	20,79	–	–	78,95
4921	4,21	0,50	1,83	4,13	3,60	8,55	35,04
4922	5,33	0,63	3,29	5,17	47,00	88,24	35,29
4923	2,32	0,46	–	1,86	–	–	40,00
4924	2,96	–	2,96	2,96	–	–	50,00
4929	6,09	–	2,77	5,54	–	–	54,55

Capítulo 75 - Bahia

75.1 - Indicadores de acidentes do trabalho, segundo a Classificação Nacional de Atividades Econômicas (CNAE), dos estabelecimentos localizados no estado da Bahia - 2015

(continuação)

CNAE	INDICADORES DE ACIDENTES DO TRABALHO						
	Incidência (por 1.000 vínculos)	Incidência de Doenças Ocupacionais (por 1.000 vínculos)	Incidência de Acidentes Típicos (por 1.000 vínculos)	Incidência de Incapacidade Temporária (por 1.000 vínculos)	Taxa de Mortalidade (por 100.000 vínculos)	Taxa de Letalidade (por 1.000 acidentes)	Acidentalidade para a faixa 16 a 34 anos (por 100 acidentes)
4930	8,78	0,16	5,75	7,51	24,31	27,69	45,23
4940	40,06	–	36,72	13,35	–	–	50,00
5022	22,34	1,31	18,40	19,71	–	–	17,65
5030	30,43	–	16,23	30,43	–	–	26,67
5091	30,78	–	27,36	20,52	–	–	44,44
5111	23,76	0,70	11,18	23,76	–	–	47,06
5112	9,14	–	–	9,14	–	–	–
5211	14,61	1,46	7,30	14,24	36,52	25,00	52,50
5212	14,56	0,97	5,82	13,59	–	–	53,33
5221	16,74	0,73	10,92	16,01	–	–	69,57
5222	6,88	–	5,16	6,88	–	–	50,00
5223	3,33	0,48	0,48	2,86	–	–	85,71
5229	6,01	–	0,86	6,01	–	–	71,43
5231	20,16	–	15,56	17,28	–	–	37,14
5232	–	–	–	–	–	–	–
5239	13,90	–	13,90	13,90	–	–	–
5240	12,99	1,24	7,42	12,37	–	–	33,33
5250	8,23	–	4,36	7,75	–	–	70,59
5310	62,24	3,83	50,94	43,64	–	–	31,28
5320	7,54	–	2,74	7,54	–	–	45,45
5510	5,19	0,10	3,86	5,09	–	–	49,36
5590	3,71	–	2,48	3,71	–	–	33,33
5611	2,54	0,17	1,55	2,41	1,84	7,25	60,14
5612	–	–	–	–	–	–	–
5620	11,54	0,29	7,56	8,92	–	–	38,66
5811	10,00	–	10,00	10,00	–	–	100,00
5822	4,26	–	3,20	4,26	–	–	50,00
5829	3,26	–	1,63	1,63	–	–	–
5911	3,48	–	3,48	–	–	–	–
5914	4,38	–	4,38	4,38	–	–	100,00
6010	2,58	–	1,29	1,93	–	–	25,00
6021	10,82	–	9,02	3,61	–	–	55,56
6110	11,43	–	8,35	10,99	–	–	42,31
6120	13,40	1,12	3,35	13,40	–	–	33,33
6141	13,91	–	–	13,91	–	–	50,00
6190	5,38	0,49	1,96	4,89	48,89	90,91	63,64
6201	15,30	–	–	14,75	–	–	28,57
6202	–	–	–	–	–	–	–
6203	5,22	–	2,61	–	–	–	50,00
6204	2,20	–	0,73	2,20	–	–	33,33
6209	4,59	0,51	3,06	4,08	–	–	55,56
6311	4,15	0,83	–	4,15	–	–	20,00
6319	5,43	–	–	5,43	–	–	–
6399	3,60	–	–	3,60	–	–	100,00
6421	8,31	2,87	3,15	8,31	–	–	17,24
6422	34,15	12,25	5,93	34,96	–	–	27,35
6423	5,99	2,27	1,45	4,34	–	–	34,48
6424	2,09	–	–	2,09	–	–	100,00
6434	4,04	4,04	–	4,04	–	–	–
6436	32,92	–	16,46	32,92	–	–	75,00
6462	4,83	–	4,83	2,41	–	–	50,00
6463	–	–	–	–	–	–	–
6493	–	–	–	–	–	–	–
6511	9,41	–	–	9,41	–	–	100,00
6512	2,26	–	2,26	2,26	–	–	–
6541	8,46	–	8,46	8,46	–	–	–
6550	11,08	–	5,96	5,54	–	–	34,62
6612	19,74	9,87	9,87	19,74	–	–	50,00
6619	–	–	–	–	–	–	–
6621	–	–	–	–	–	–	–
6622	2,52	–	1,26	2,52	–	–	25,00
6810	4,30	0,43	3,44	4,73	–	–	60,00
6821	0,94	–	0,94	0,94	–	–	–
6822	3,17	–	1,58	2,85	–	–	60,00
6911	0,58	0,29	–	0,58	–	–	–
6912	4,29	4,29	–	4,29	–	–	–
6920	2,02	0,18	0,82	1,83	–	–	59,09
7020	7,35	0,59	1,76	6,17	–	–	48,00
7111	10,75	–	5,38	10,75	–	–	50,00
7112	9,28	0,12	5,80	7,63	6,11	6,58	37,50
7119	11,62	–	7,52	6,15	–	–	52,94
7120	5,96	1,19	2,38	1,19	–	–	60,00
7210	2,55	–	2,04	2,55	–	–	–
7220	3,51	–	–	3,51	–	–	–
7311	1,00	–	–	1,00	–	–	–
7312	2,83	–	2,83	2,83	–	–	–
7319	5,11	–	2,27	5,11	–	–	100,00
7320	3,70	–	1,85	3,70	184,99	500,00	50,00
7410	–	–	–	–	–	–	–
7420	11,98	–	–	11,98	–	–	42,86
7490	9,79	1,22	4,89	8,56	–	–	43,75
7500	–	–	–	–	–	–	–
7711	3,27	0,47	1,40	3,27	23,37	71,43	35,71
7719	3,26	–	1,63	3,26	–	–	50,00
7721	–	–	–	–	–	–	–

Capítulo 75 - Bahia

75.1 - Indicadores de acidentes do trabalho, segundo a Classificação Nacional de Atividades Econômicas (CNAE), dos estabelecimentos localizados no estado da Bahia - 2015

(conclusão)

CNAE	INDICADORES DE ACIDENTES DO TRABALHO						
	Incidência (por 1.000 vínculos)	Incidência de Doenças Ocupacionais (por 1.000 vínculos)	Incidência de Acidentes Típicos (por 1.000 vínculos)	Incidência de Incapacidade Temporária (por 1.000 vínculos)	Taxa de Mortalidade (por 100.000 vínculos)	Taxa de Letalidade (por 1.000 acidentes)	Acidentalidade para a faixa 16 a 34 anos (por 100 acidentes)
7723	–	–	–	–	–	–	–
7729	8,24	–	5,50	5,50	–	–	66,67
7731	5,91	–	3,94	5,91	–	–	–
7732	11,25	–	8,36	10,29	–	–	45,71
7733	9,58	–	3,83	9,58	191,54	200,00	60,00
7739	11,78	1,39	8,31	11,43	34,64	29,41	55,88
7810	3,12	–	0,37	2,87	–	–	32,00
7820	1,76	0,08	0,41	1,72	–	–	55,81
7830	6,69	0,15	2,91	6,54	–	–	39,13
7911	1,08	–	0,27	0,54	–	–	50,00
7990	–	–	–	–	–	–	–
8011	3,08	–	0,83	2,76	15,88	51,55	49,48
8012	17,82	1,11	9,58	17,82	–	–	41,25
8020	7,62	–	4,76	5,71	–	–	62,50
8111	1,00	0,09	0,27	1,09	–	–	27,27
8112	2,76	0,14	2,17	2,52	3,45	12,50	36,25
8121	5,48	0,26	1,57	4,96	–	–	38,10
8122	6,48	–	1,62	6,48	–	–	75,00
8129	7,57	–	3,78	6,49	–	–	50,00
8130	5,98	–	2,56	5,98	–	–	28,57
8211	2,79	–	2,05	2,42	–	–	66,67
8219	4,16	–	2,84	3,94	–	–	42,11
8220	5,14	0,50	1,69	4,98	3,13	6,10	68,90
8230	2,19	0,55	1,09	2,73	54,64	250,00	75,00
8291	2,56	–	0,51	2,56	–	–	100,00
8292	9,56	3,19	–	9,56	–	–	–
8299	3,31	–	1,87	3,12	9,59	28,99	42,03
8411	0,69	0,04	0,40	0,44	0,53	7,78	26,46
8412	1,13	–	0,45	0,68	–	–	80,00
8413	–	–	–	–	–	–	–
8422	27,95	9,32	18,63	27,95	–	–	33,33
8423	3,89	–	1,62	3,89	–	–	25,00
8424	9,91	–	9,91	5,95	–	–	40,00
8511	60,19	–	0,57	60,19	–	–	34,91
8512	1,32	0,16	0,86	1,17	–	–	29,41
8513	1,86	0,05	1,39	1,21	–	–	25,00
8520	2,75	–	1,30	1,88	–	–	10,53
8531	2,94	–	1,71	2,39	–	–	41,86
8532	1,40	–	0,60	1,40	–	–	28,57
8533	–	–	–	–	–	–	–
8541	2,52	–	1,89	1,89	–	–	25,00
8550	11,00	–	8,25	11,00	–	–	25,00
8591	–	–	–	–	–	–	–
8592	–	–	–	–	–	–	–
8593	1,60	–	0,53	1,60	–	–	66,67
8599	4,25	0,17	1,99	4,16	–	–	38,78
8610	25,03	1,08	17,78	14,17	1,67	0,67	42,97
8621	4,79	–	–	4,79	–	–	–
8630	4,98	0,07	2,76	3,43	–	–	39,19
8640	7,77	–	5,24	4,62	–	–	50,56
8650	2,47	0,31	1,23	1,54	–	–	50,00
8660	33,35	1,28	23,52	17,53	–	–	42,31
8690	5,03	–	4,20	3,64	–	–	33,33
8711	9,62	–	4,28	8,56	–	–	33,33
8712	1,57	–	1,57	1,57	–	–	100,00
8720	4,70	–	4,70	4,70	–	–	50,00
8730	–	–	–	–	–	–	–
8800	6,63	–	4,77	6,63	–	–	46,88
9001	2,57	–	2,57	2,57	–	–	33,33
9101	6,55	3,28	3,28	6,55	–	–	50,00
9311	5,83	–	–	5,83	–	–	–
9312	3,28	–	1,40	3,28	–	–	85,71
9313	0,53	–	0,27	0,53	–	–	100,00
9319	–	–	–	–	–	–	–
9321	9,45	–	9,45	6,30	–	–	66,67
9329	2,71	1,36	–	2,71	–	–	–
9411	2,66	–	2,66	2,66	–	–	50,00
9412	2,76	–	2,76	2,76	–	–	–
9420	5,92	0,37	2,96	6,29	–	–	25,00
9430	10,75	0,07	8,34	5,24	6,89	6,41	51,28
9491	3,53	0,16	1,93	3,21	–	–	31,82
9492	72,02	–	–	72,02	–	–	23,08
9493	3,53	–	–	3,53	–	–	–
9499	15,67	–	11,75	15,18	–	–	84,38
9511	4,79	–	2,18	4,36	–	–	54,55
9512	–	–	–	–	–	–	–
9521	4,62	0,77	1,54	4,62	–	–	66,67
9529	3,21	–	3,21	2,14	–	–	66,67
9601	5,10	–	2,78	4,64	–	–	36,36
9602	0,84	–	0,28	0,84	–	–	50,00
9603	2,55	–	1,02	2,55	–	–	40,00
9609	–	–	–	–	–	–	–
9700	–	–	–	–	–	–	–
Outros(1)	31,24	4,99	11,71	29,07	–	–	34,03

Fonte: DATAPREV, CAT, SUB, CNIS.

Notas: 1. Os dados são preliminares, estando sujeitos a correções.
2. As atividades econômicas que apresentam valores zerados para os indicadores são aquelas onde não ocorreram acidentes no período.

(1) Englobam as atividades que possuíam número médio de vínculos no ano menor que 100.

Capítulo 75 - Bahia

75.2 - Indicadores de acidentes do trabalho, segundo a Classificação Nacional de Atividades Econômicas (CNAE), dos estabelecimentos localizados no estado da Bahia - 2016

(continua)

CNAE	INDICADORES DE ACIDENTES DO TRABALHO						
	Incidência (por 1.000 vínculos)	Incidência de Doenças Ocupacionais (por 1.000 vínculos)	Incidência de Acidentes Típicos (por 1.000 vínculos)	Incidência de Incapacidade Temporária (por 1.000 vínculos)	Taxa de Mortalidade (por 100.000 vínculos)	Taxa de Letalidade (por 1.000 acidentes)	Acidentalidade para a faixa 16 a 34 anos (por 100 acidentes)
TOTAL	**8,35**	**0,33**	**3,95**	**7,02**	**4,00**	**4,79**	**43,19**
0111	4,19	–	3,35	4,19	–	–	35,00
0112	12,98	–	5,82	12,08	–	–	44,83
0113	6,43	–	4,28	6,43	–	–	–
0114	12,28	–	4,09	12,28	–	–	29,17
0115	6,15	–	6,15	5,78	–	–	54,55
0116	0,31	–	0,31	0,31	–	–	100,00
0119	24,35	–	9,09	24,03	–	–	70,67
0121	5,50	0,79	2,36	5,50	–	–	57,14
0122	–	–	–	–	–	–	–
0131	9,59	–	3,83	9,59	383,45	400,00	20,00
0132	13,17	0,21	10,91	13,58	–	–	51,56
0133	12,32	–	11,32	12,10	–	–	54,55
0134	5,34	–	3,72	5,34	–	–	45,45
0135	4,97	–	4,52	4,97	–	–	48,48
0139	4,67	–	3,34	4,00	–	–	42,86
0141	79,44	–	62,72	79,44	209,06	26,32	36,84
0151	1,88	–	1,64	1,82	6,07	32,26	45,16
0152	–	–	–	–	–	–	–
0153	–	–	–	–	–	–	–
0154	–	–	–	–	–	–	–
0155	10,86	–	7,49	5,62	–	–	68,97
0159	–	–	–	–	–	–	–
0161	2,98	–	2,36	2,16	–	–	62,07
0162	5,27	–	5,27	3,95	131,72	250,00	75,00
0163	9,33	–	6,22	9,33	–	–	100,00
0210	9,04	–	7,03	6,36	–	–	40,74
0220	6,05	–	–	6,05	–	–	–
0230	12,40	0,43	10,48	6,84	–	–	44,83
0321	20,71	–	20,71	20,71	–	–	60,00
0322	–	–	–	–	–	–	–
0600	7,96	–	6,83	3,98	–	–	21,43
0710	9,64	–	–	9,64	–	–	–
0724	28,29	2,83	19,10	9,90	70,73	25,00	65,00
0725	59,67	3,31	43,09	13,26	–	–	27,78
0729	16,80	–	14,40	6,86	–	–	57,14
0810	10,57	0,60	8,76	10,87	30,21	28,57	54,29
0891	4,66	–	4,66	–	–	–	–
0893	21,52	–	21,52	17,94	–	–	83,33
0899	14,43	–	10,67	8,16	–	–	43,48
0910	18,53	2,75	8,92	11,67	–	–	37,04
0990	3,91	–	3,91	–	–	–	–
1011	11,62	0,34	8,55	11,96	34,18	29,41	38,24
1012	18,83	–	11,36	15,84	29,89	15,87	68,25
1013	62,80	0,95	56,14	33,30	–	–	39,39
1020	41,97	–	29,98	39,97	–	–	80,95
1031	7,59	–	3,80	6,33	–	–	66,67
1032	6,58	–	3,29	3,29	–	–	50,00
1033	3,78	–	0,95	2,84	–	–	50,00
1041	21,94	–	17,55	13,16	–	–	52,00
1042	26,24	–	18,74	26,24	–	–	57,14
1051	3,73	–	3,73	3,73	–	–	–
1052	4,97	–	3,73	4,97	41,45	83,33	41,67
1053	3,15	–	1,05	2,10	–	–	–
1062	23,20	0,75	20,58	16,84	–	–	40,32
1064	18,00	–	12,00	18,00	–	–	55,56
1065	31,96	–	15,98	31,96	–	–	100,00
1066	14,93	0,83	7,47	14,10	82,95	55,56	61,11
1069	12,53	2,51	7,52	12,53	–	–	80,00
1071	13,82	–	13,02	14,08	53,13	38,46	53,85
1072	–	–	–	–	–	–	–
1081	9,13	2,28	4,57	9,13	–	–	50,00
1091	3,51	0,26	2,20	3,43	8,78	25,00	40,00
1092	10,05	1,06	5,29	8,99	–	–	47,37
1093	23,20	2,17	13,05	18,85	–	–	31,25
1094	14,40	1,44	4,32	12,96	–	–	60,00
1095	6,96	–	3,48	6,96	–	–	100,00
1096	26,40	–	9,90	19,80	–	–	87,50
1099	13,52	8,04	3,65	11,69	–	–	35,14
1111	–	–	–	–	–	–	–
1112	11,33	–	11,33	11,33	–	–	–
1113	13,93	–	12,19	7,83	–	–	46,88
1121	16,60	–	8,79	16,60	–	–	64,71
1122	33,90	–	23,21	28,37	–	–	59,78
1220	7,67	–	7,67	7,67	–	–	100,00
1311	8,61	–	8,61	11,48	286,88	333,33	66,67
1312	10,07	–	6,47	8,63	–	–	64,29
1313	16,67	–	16,67	16,67	–	–	–
1321	2,95	–	–	2,95	–	–	100,00
1322	9,60	–	–	9,60	–	–	100,00
1323	18,57	–	15,47	17,95	–	–	76,67
1330	11,10	–	11,10	11,10	–	–	100,00
1340	7,53	–	5,02	7,53	–	–	66,67
1351	6,59	1,32	2,64	6,59	–	–	20,00

Capítulo 75 - Bahia

75.2 - Indicadores de acidentes do trabalho, segundo a Classificação Nacional de Atividades Econômicas (CNAE), dos estabelecimentos localizados no estado da Bahia - 2016

(continuação)

CNAE	INDICADORES DE ACIDENTES DO TRABALHO						
	Incidência (por 1.000 vínculos)	Incidência de Doenças Ocupacionais (por 1.000 vínculos)	Incidência de Acidentes Típicos (por 1.000 vínculos)	Incidência de Incapacidade Temporária (por 1.000 vínculos)	Taxa de Mortalidade (por 100.000 vínculos)	Taxa de Letalidade (por 1.000 acidentes)	Acidentalidade para a faixa 16 a 34 anos (por 100 acidentes)
1352	–	–	–	–	–	–	–
1354	8,21	–	2,74	8,21	–	–	50,00
1359	3,18	–	3,18	3,18	–	–	100,00
1411	1,08	1,08	–	1,08	–	–	–
1412	3,33	0,15	0,91	3,33	–	–	68,18
1413	2,65	–	0,88	2,65	–	–	–
1414	7,28	–	7,28	7,28	–	–	–
1421	4,25	0,42	2,12	4,25	–	–	70,00
1422	–	–	–	–	–	–	–
1510	18,62	4,66	9,31	18,62	–	–	87,50
1521	1,86	–	1,86	1,86	–	–	100,00
1529	4,10	–	4,10	4,92	–	–	80,00
1531	5,82	0,08	3,20	5,48	–	–	69,29
1532	–	–	–	–	–	–	–
1533	0,80	–	0,80	0,80	–	–	100,00
1539	5,90	–	2,36	5,90	–	–	80,00
1540	8,13	–	5,42	8,13	–	–	66,67
1610	19,39	2,15	10,77	17,24	–	–	44,44
1622	8,32	–	5,94	8,32	–	–	71,43
1623	11,68	–	11,68	11,68	166,88	142,86	42,86
1629	5,69	–	2,85	5,69	–	–	50,00
1710	14,58	–	12,80	5,33	–	–	58,54
1721	15,88	–	14,44	15,88	–	–	18,18
1731	4,10	–	4,10	4,10	–	–	–
1732	24,56	–	8,19	24,56	–	–	66,67
1733	25,94	–	23,58	22,41	–	–	59,09
1741	3,13	–	3,13	3,13	–	–	100,00
1742	28,62	–	26,50	16,96	–	–	59,26
1749	19,11	4,78	9,55	19,11	–	–	50,00
1811	10,02	–	4,30	2,86	–	–	–
1813	2,43	–	1,82	2,43	–	–	25,00
1821	–	–	–	–	–	–	–
1822	4,63	–	2,32	4,63	–	–	100,00
1921	10,59	0,96	7,38	5,13	–	–	24,24
1931	20,86	–	11,73	20,86	–	–	62,50
1932	64,02	–	44,01	48,02	–	–	87,50
2013	14,37	–	12,77	8,51	–	–	37,04
2014	3,71	–	3,71	3,71	–	–	–
2019	30,00	3,00	22,50	9,00	–	–	25,00
2021	7,18	–	5,39	1,80	–	–	50,00
2022	30,64	4,84	25,80	11,29	–	–	31,58
2029	21,45	–	20,26	2,38	–	–	44,44
2031	20,74	–	15,55	8,64	–	–	33,33
2040	32,12	–	27,53	11,47	–	–	42,86
2051	12,36	–	12,36	6,18	–	–	–
2061	9,41	–	7,05	8,62	–	–	58,33
2062	7,09	–	3,54	7,09	–	–	33,33
2063	5,87	–	4,56	0,65	–	–	55,56
2071	4,07	2,04	2,04	4,07	–	–	50,00
2073	5,71	–	5,71	5,71	–	–	100,00
2091	26,05	–	17,37	26,05	–	–	66,67
2099	22,66	0,71	19,12	7,79	70,82	31,25	28,13
2121	6,35	–	5,08	6,35	–	–	–
2122	–	–	–	–	–	–	–
2211	29,65	7,53	19,77	13,89	–	–	53,97
2212	11,99	–	10,66	10,66	–	–	88,89
2219	22,55	2,65	9,28	21,22	–	–	61,76
2221	9,72	3,24	4,86	9,72	–	–	66,67
2222	18,73	1,03	14,41	15,03	–	–	69,23
2223	23,56	–	23,56	2,95	–	–	37,50
2229	17,91	0,60	14,09	13,48	–	–	61,80
2311	11,18	–	3,73	11,18	–	–	100,00
2319	16,15	–	8,97	16,15	–	–	88,89
2320	8,63	–	5,75	5,75	–	–	33,33
2330	11,71	0,18	9,05	10,47	–	–	59,09
2341	–	–	–	–	–	–	–
2342	8,50	0,28	6,37	8,64	–	–	56,67
2349	17,40	–	11,60	17,40	–	–	50,00
2391	3,50	1,00	2,50	4,00	49,99	142,86	71,43
2392	15,09	–	10,06	10,06	–	–	–
2399	14,26	–	11,40	11,40	–	–	80,00
2412	22,16	1,20	20,36	5,39	59,88	27,03	37,84
2424	12,85	3,67	7,34	9,18	–	–	71,43
2441	–	–	–	–	–	–	–
2443	30,52	2,77	21,27	9,25	–	–	57,58
2511	25,52	0,64	19,14	19,14	–	–	57,50
2512	5,35	–	3,40	4,86	–	–	45,45
2513	7,60	–	7,60	5,70	–	–	75,00
2521	32,40	–	19,44	32,40	–	–	20,00
2539	6,81	–	5,11	5,11	–	–	37,50
2542	9,70	2,43	5,66	9,70	–	–	41,67
2591	6,67	2,22	2,22	6,67	–	–	33,33
2592	8,17	–	8,17	8,17	–	–	33,33
2593	10,60	–	8,48	10,60	–	–	60,00
2599	13,83	2,59	9,51	12,10	–	–	43,75
2610	–	–	–	–	–	–	–

Capítulo 75 - Bahia

75.2 - Indicadores de acidentes do trabalho, segundo a Classificação Nacional de Atividades Econômicas (CNAE), dos estabelecimentos localizados no estado da Bahia - 2016

(continuação)

CNAE	INDICADORES DE ACIDENTES DO TRABALHO						
	Incidência (por 1.000 vínculos)	Incidência de Doenças Ocupacionais (por 1.000 vínculos)	Incidência de Acidentes Típicos (por 1.000 vínculos)	Incidência de Incapacidade Temporária (por 1.000 vínculos)	Taxa de Mortalidade (por 100.000 vínculos)	Taxa de Letalidade (por 1.000 acidentes)	Acidentalidade para a faixa 16 a 34 anos (por 100 acidentes)
2621	1,92	–	1,92	1,92	–	–	–
2622	–	–	–	–	–	–	–
2631	–	–	–	–	–	–	–
2640	–	–	–	–	–	–	–
2710	19,02	–	15,21	15,21	–	–	40,00
2731	30,18	–	18,11	18,11	–	–	80,00
2733	16,08	–	16,08	16,08	–	–	–
2740	8,24	–	4,12	8,24	–	–	100,00
2751	16,93	–	11,29	16,93	–	–	–
2759	1,84	–	1,84	1,84	–	–	25,00
2790	28,70	11,96	9,57	11,96	–	–	16,67
2811	78,31	9,49	54,58	49,83	–	–	57,58
2823	–	–	–	–	–	–	–
2829	14,35	–	7,18	14,35	–	–	50,00
2833	15,99	–	15,99	15,99	–	–	100,00
2840	–	–	–	–	–	–	–
2851	15,15	2,52	7,57	10,10	–	–	83,33
2869	31,68	–	31,68	23,76	–	–	75,00
2910	11,50	1,49	4,47	5,11	–	–	11,11
2930	13,54	–	11,28	13,54	–	–	66,67
2941	4,62	–	4,62	–	–	–	100,00
2949	32,79	7,33	17,26	14,67	–	–	38,16
2950	4,07	–	4,07	4,07	–	–	100,00
3011	18,47	–	13,19	18,47	–	–	57,14
3092	19,29	–	9,65	19,29	–	–	50,00
3101	4,82	0,30	2,11	4,52	–	–	68,75
3102	22,38	–	20,66	22,38	–	–	38,46
3103	4,59	–	4,59	4,59	–	–	50,00
3104	13,57	0,65	8,40	13,57	–	–	57,14
3250	–	–	–	–	–	–	–
3291	–	–	–	–	–	–	–
3292	26,99	12,46	8,31	24,92	–	–	46,15
3299	2,89	–	1,92	2,89	–	–	66,67
3311	7,34	–	7,34	7,34	–	–	50,00
3312	10,57	–	8,81	–	–	–	66,67
3313	12,02	–	7,51	12,02	–	–	50,00
3314	5,40	0,49	2,21	4,42	49,10	90,91	63,64
3317	14,00	–	14,00	14,00	–	–	–
3319	15,13	1,51	7,56	6,05	–	–	50,00
3321	14,70	–	9,80	12,25	–	–	50,00
3329	5,71	–	5,71	8,57	–	–	50,00
3511	33,57	5,98	23,45	15,63	–	–	36,99
3512	–	–	–	–	–	–	–
3514	21,04	–	14,19	17,62	48,94	23,26	55,81
3520	4,19	–	–	4,19	–	–	–
3600	16,50	0,74	13,70	13,70	–	–	22,32
3702	10,62	–	10,62	3,54	–	–	50,00
3811	20,21	0,35	15,13	18,32	11,82	5,85	45,61
3812	–	–	–	–	–	–	–
3821	9,88	–	9,88	9,88	–	–	33,33
3822	21,55	–	12,31	12,31	307,85	142,86	57,14
3831	–	–	–	–	–	–	–
3832	9,18	–	9,18	9,18	–	–	66,67
3839	10,72	–	8,04	10,72	–	–	75,00
3900	–	–	–	–	–	–	–
4110	7,31	–	5,77	7,18	12,83	17,54	43,86
4120	7,06	0,25	4,60	6,90	11,21	15,87	46,67
4211	12,32	0,18	8,75	7,59	17,85	14,49	44,93
4212	21,66	1,03	11,34	14,44	–	–	42,86
4213	1,53	–	1,02	1,02	–	–	66,67
4221	33,59	–	11,43	31,36	8,59	2,56	26,60
4222	13,57	–	10,02	12,11	20,88	15,38	50,77
4291	9,31	–	3,10	7,76	–	–	50,00
4292	11,71	–	6,97	8,92	–	–	45,24
4299	13,71	0,43	10,10	11,40	–	–	49,47
4311	–	–	–	–	–	–	–
4312	36,38	–	18,19	24,25	–	–	50,00
4313	9,49	–	6,98	8,66	27,92	29,41	41,18
4319	–	–	–	–	–	–	–
4321	13,80	0,35	8,91	10,48	34,95	25,32	49,37
4322	8,24	–	3,37	7,49	–	–	40,91
4329	7,45	0,75	5,59	5,22	–	–	45,00
4330	2,64	0,19	1,51	2,45	–	–	64,29
4391	9,31	0,93	3,72	7,45	–	–	30,00
4399	6,49	–	4,45	6,31	18,54	28,57	48,57
4511	4,52	0,18	2,92	4,34	–	–	50,98
4512	17,05	–	4,26	12,78	–	–	75,00
4520	3,27	0,13	2,35	3,14	–	–	68,00
4530	3,63	0,22	2,07	3,35	5,58	15,38	52,31
4541	2,83	–	0,40	2,63	–	–	64,29
4543	–	–	–	–	–	–	–
4612	25,28	–	25,28	25,28	–	–	–
4613	–	–	–	–	–	–	–
4614	–	–	–	–	–	–	–
4615	–	–	–	–	–	–	–
4616	–	–	–	–	–	–	–

Capítulo 75 - Bahia

75.2 - Indicadores de acidentes do trabalho, segundo a Classificação Nacional de Atividades Econômicas (CNAE), dos estabelecimentos localizados no estado da Bahia - 2016

(continuação)

CNAE	INDICADORES DE ACIDENTES DO TRABALHO						
	Incidência (por 1.000 vínculos)	Incidência de Doenças Ocupacionais (por 1.000 vínculos)	Incidência de Acidentes Típicos (por 1.000 vínculos)	Incidência de Incapacidade Temporária (por 1.000 vínculos)	Taxa de Mortalidade (por 100.000 vínculos)	Taxa de Letalidade (por 1.000 acidentes)	Acidentalidade para a faixa 16 a 34 anos (por 100 acidentes)
4617	5,96	–	3,97	5,96	–	–	33,33
4618	–	–	–	–	–	–	–
4619	–	–	–	–	–	–	–
4621	–	–	–	–	–	–	–
4622	–	–	–	–	–	–	–
4623	3,52	–	1,76	3,52	117,47	333,33	66,67
4631	5,25	1,31	1,31	5,25	–	–	25,00
4632	6,97	–	6,47	5,97	–	–	78,57
4633	2,06	–	0,69	1,72	–	–	66,67
4634	5,45	–	3,36	3,36	–	–	46,15
4635	24,29	–	15,86	22,51	22,18	9,13	61,19
4636	5,33	–	2,13	5,33	–	–	20,00
4637	4,61	1,03	0,51	4,61	–	–	33,33
4639	4,46	0,17	2,32	4,03	8,58	19,23	51,92
4641	2,84	–	2,84	2,84	–	–	–
4642	3,37	–	–	3,37	–	–	100,00
4643	4,28	–	–	4,28	–	–	100,00
4644	6,21	–	2,42	6,21	–	–	50,00
4645	0,79	–	–	0,79	–	–	–
4646	4,97	–	0,45	4,97	–	–	63,64
4647	1,09	–	1,09	1,09	–	–	100,00
4649	8,34	0,67	5,34	8,01	–	–	36,00
4651	3,30	–	–	–	–	–	–
4652	7,97	–	3,98	7,97	–	–	75,00
4661	5,75	–	2,88	5,75	–	–	50,00
4662	8,97	–	5,98	5,98	–	–	33,33
4663	7,12	3,56	3,56	3,56	–	–	50,00
4664	8,48	–	8,48	8,48	–	–	–
4665	–	–	–	–	–	–	–
4669	14,59	–	8,33	12,50	–	–	57,14
4671	12,40	–	6,20	12,40	–	–	50,00
4672	5,97	–	5,22	5,97	–	–	37,50
4673	1,14	–	1,14	1,14	–	–	–
4674	3,12	3,12	–	3,12	–	–	–
4679	3,84	0,64	1,92	3,20	–	–	33,33
4681	4,11	–	2,05	3,42	–	–	50,00
4682	47,89	1,37	38,31	43,78	–	–	71,43
4683	4,90	–	3,67	4,90	–	–	75,00
4684	15,70	–	15,70	7,85	–	–	25,00
4685	16,76	8,38	8,38	16,76	–	–	–
4686	3,73	–	–	3,73	–	–	100,00
4687	6,43	–	6,43	6,43	–	–	71,43
4689	3,25	–	1,63	3,25	–	–	50,00
4691	3,29	0,41	1,65	2,88	–	–	62,50
4693	9,44	0,73	5,81	9,08	–	–	61,54
4711	7,70	0,42	5,13	7,43	2,49	3,24	56,31
4712	1,37	0,09	0,86	1,28	–	–	56,52
4713	4,02	–	2,10	2,45	–	–	60,87
4721	2,32	0,09	1,52	2,14	8,93	38,46	65,38
4722	2,33	–	1,04	2,33	25,91	111,11	77,78
4723	3,94	–	1,64	3,94	–	–	58,33
4724	3,86	–	2,10	3,86	–	–	45,45
4729	2,36	–	1,77	2,36	–	–	37,50
4731	2,35	0,05	1,05	2,25	–	–	61,70
4732	2,16	–	–	2,16	–	–	100,00
4741	1,85	–	0,92	1,85	–	–	50,00
4742	5,25	–	4,73	5,25	–	–	70,00
4743	3,64	–	2,60	3,64	–	–	42,86
4744	2,65	0,26	1,62	2,62	5,69	21,51	44,09
4751	2,55	0,75	0,45	2,55	–	–	47,06
4752	2,95	0,33	1,64	2,95	–	–	66,67
4753	6,01	0,32	3,43	5,90	–	–	57,14
4754	1,72	0,14	0,69	1,72	–	–	52,00
4755	1,86	0,12	1,05	1,86	–	–	43,75
4756	–	–	–	–	–	–	–
4757	3,44	–	0,86	3,44	–	–	75,00
4759	1,65	–	1,10	1,65	–	–	83,33
4761	1,64	–	1,17	1,64	–	–	71,43
4763	4,06	0,62	1,25	4,06	–	–	46,15
4771	1,58	0,04	0,75	1,36	17,60	111,11	66,67
4772	1,22	–	0,35	1,22	–	–	71,43
4773	1,88	0,94	–	0,94	–	–	–
4774	0,63	–	–	0,63	–	–	100,00
4781	1,98	0,20	0,91	1,84	–	–	67,80
4782	1,01	0,25	0,50	0,92	–	–	83,33
4783	–	–	–	–	–	–	–
4784	4,25	–	3,07	4,25	–	–	66,67
4785	14,32	–	14,32	14,32	–	–	50,00
4789	1,77	0,12	0,73	1,71	6,11	34,48	68,97
4911	6,82	–	6,82	2,27	227,40	333,33	33,33
4912	15,81	–	14,05	12,29	–	–	55,56
4921	4,33	0,18	2,26	4,22	3,64	8,40	29,41
4922	9,53	–	4,60	9,36	–	–	36,21
4923	1,28	0,43	0,43	1,28	–	–	33,33
4924	–	–	–	–	–	–	–
4929	2,36	–	0,59	2,36	–	–	50,00

Capítulo 75 - Bahia

75.2 - Indicadores de acidentes do trabalho, segundo a Classificação Nacional de Atividades Econômicas (CNAE), dos estabelecimentos localizados no estado da Bahia - 2016

(continuação)

CNAE	INDICADORES DE ACIDENTES DO TRABALHO						
	Incidência (por 1.000 vínculos)	Incidência de Doenças Ocupacionais (por 1.000 vínculos)	Incidência de Acidentes Típicos (por 1.000 vínculos)	Incidência de Incapacidade Temporária (por 1.000 vínculos)	Taxa de Mortalidade (por 100.000 vínculos)	Taxa de Letalidade (por 1.000 acidentes)	Acidentalidade para a faixa 16 a 34 anos (por 100 acidentes)
4930	8,48	0,15	5,55	7,90	14,68	17,30	40,48
4940	26,86	–	23,50	3,36	–	–	12,50
5022	26,28	–	23,51	22,13	138,30	52,63	47,37
5030	22,40	–	13,44	20,16	–	–	40,00
5091	3,40	–	3,40	3,40	–	–	–
5111	6,79	–	5,28	6,04	–	–	11,11
5211	14,85	0,44	12,23	10,92	43,67	29,41	41,18
5212	10,96	0,52	4,17	8,87	52,18	47,62	38,10
5221	19,91	–	14,10	19,91	–	–	58,33
5222	–	–	–	–	–	–	–
5223	4,11	0,46	2,74	4,11	–	–	66,67
5229	8,73	–	6,35	8,73	–	–	54,55
5231	18,40	0,63	12,69	9,52	–	–	27,59
5232	13,27	–	6,63	13,27	–	–	–
5239	4,53	–	4,53	4,53	–	–	–
5240	19,16	–	12,32	18,48	–	–	42,86
5250	8,24	–	5,82	6,79	–	–	76,47
5310	51,52	6,68	37,10	25,85	17,58	3,41	26,28
5320	2,93	–	0,73	3,66	73,27	250,00	50,00
5510	6,40	0,30	4,57	5,45	3,38	5,29	53,97
5590	4,58	–	3,27	4,58	–	–	28,57
5611	2,77	0,15	1,62	2,71	–	–	58,62
5612	3,09	–	3,09	3,09	–	–	100,00
5620	9,31	0,64	5,35	7,71	–	–	37,93
5822	7,82	1,30	2,61	7,82	–	–	33,33
5829	5,63	–	1,88	5,63	–	–	66,67
5911	–	–	–	–	–	–	–
5914	3,79	–	1,90	3,79	–	–	100,00
6010	2,03	–	–	2,03	–	–	66,67
6021	14,21	0,59	11,25	4,15	–	–	25,00
6110	8,30	0,49	6,35	6,84	48,85	58,82	64,71
6120	9,80	–	7,35	9,80	–	–	62,50
6141	15,75	–	7,87	15,75	–	–	50,00
6190	2,34	–	1,41	2,34	–	–	60,00
6201	6,44	0,59	–	6,44	–	–	54,55
6202	–	–	–	–	–	–	–
6203	–	–	–	–	–	–	–
6204	1,32	–	–	1,32	–	–	50,00
6209	2,66	–	–	2,13	–	–	20,00
6311	2,67	–	1,78	2,67	–	–	66,67
6319	4,62	–	4,62	4,62	–	–	100,00
6399	–	–	–	–	–	–	–
6421	4,57	0,86	1,43	4,29	–	–	25,00
6422	37,16	14,40	4,91	34,65	10,44	2,81	28,93
6423	5,10	0,85	3,19	4,46	42,50	83,33	12,50
6424	0,98	–	–	0,98	–	–	–
6434	–	–	–	–	–	–	–
6462	2,23	–	2,23	2,23	–	–	50,00
6463	6,04	–	–	6,04	–	–	100,00
6493	7,03	–	7,03	7,03	–	–	–
6511	9,57	–	9,57	9,57	–	–	50,00
6512	4,67	–	4,67	4,67	–	–	–
6541	29,36	19,58	–	29,36	–	–	–
6550	4,19	–	3,35	2,09	–	–	30,00
6619	2,59	–	2,59	2,59	–	–	100,00
6622	1,21	–	–	1,21	–	–	50,00
6810	4,88	–	3,80	3,26	–	–	22,22
6821	–	–	–	–	–	–	–
6822	2,02	–	0,67	2,36	–	–	33,33
6911	0,55	–	0,28	0,55	–	–	50,00
6912	–	–	–	–	–	–	–
6920	1,19	0,09	0,28	1,19	–	–	46,15
7020	4,12	0,63	1,27	3,48	–	–	46,15
7111	2,89	–	–	2,89	–	–	–
7112	7,19	0,21	3,88	5,92	–	–	45,10
7119	8,52	–	6,82	5,11	–	–	50,00
7120	2,85	–	1,43	2,85	–	–	50,00
7210	4,42	–	3,32	4,42	–	–	–
7220	–	–	–	–	–	–	–
7311	1,09	–	–	1,09	–	–	100,00
7312	3,50	–	–	3,50	–	–	100,00
7319	3,10	–	0,52	3,10	–	–	66,67
7320	3,99	–	3,99	2,00	–	–	50,00
7410	8,99	–	8,99	8,99	–	–	100,00
7420	3,12	–	1,56	1,56	–	–	–
7490	6,61	–	3,97	5,95	–	–	60,00
7500	4,08	–	1,36	2,72	–	–	66,67
7711	3,82	0,27	3,00	3,55	–	–	28,57
7719	8,86	–	6,65	8,86	–	–	50,00
7721	13,48	–	6,74	13,48	–	–	–
7723	–	–	–	–	–	–	–
7729	4,83	–	2,42	4,83	–	–	100,00
7731	2,34	–	2,34	2,34	–	–	–
7732	5,15	–	1,10	5,15	–	–	35,71
7733	4,33	–	–	4,33	–	–	100,00
7739	6,39	–	3,83	5,96	–	–	46,67

Capítulo 75 - Bahia

75.2 - Indicadores de acidentes do trabalho, segundo a Classificação Nacional de Atividades Econômicas (CNAE), dos estabelecimentos localizados no estado da Bahia - 2016

(conclusão)

CNAE	INDICADORES DE ACIDENTES DO TRABALHO						
	Incidência (por 1.000 vínculos)	Incidência de Doenças Ocupacionais (por 1.000 vínculos)	Incidência de Acidentes Típicos (por 1.000 vínculos)	Incidência de Incapacidade Temporária (por 1.000 vínculos)	Taxa de Mortalidade (por 100.000 vínculos)	Taxa de Letalidade (por 1.000 acidentes)	Acidentalidade para a faixa 16 a 34 anos (por 100 acidentes)
7810	2,85	–	1,42	2,04	–	–	35,71
7820	2,29	0,10	0,63	2,09	–	–	34,04
7830	7,52	0,16	3,20	6,88	–	–	36,17
7911	1,20	–	0,60	1,20	–	–	25,00
7912	–	–	–	–	–	–	–
7990	–	–	–	–	–	–	–
8011	2,97	–	0,69	2,63	3,46	11,63	45,35
8012	20,27	1,13	11,71	20,05	45,05	22,22	43,33
8020	7,38	–	0,92	7,38	–	–	75,00
8111	2,41	0,13	0,67	2,41	–	–	55,56
8112	2,76	0,03	1,95	2,66	–	–	41,46
8121	6,21	–	1,62	5,19	–	–	41,10
8122	3,38	–	–	3,38	–	–	100,00
8129	3,81	–	2,54	2,54	–	–	66,67
8130	5,60	–	4,80	5,60	–	–	28,57
8211	5,36	–	3,00	5,14	–	–	48,00
8219	2,59	0,22	1,51	2,59	–	–	33,33
8220	5,30	0,40	1,30	5,15	3,60	6,80	65,99
8230	4,51	–	2,25	3,95	–	–	75,00
8291	3,74	–	–	3,74	–	–	100,00
8292	8,92	–	–	8,92	–	–	66,67
8299	3,71	0,11	1,47	3,60	5,46	14,71	51,47
8411	0,75	0,03	0,42	0,57	0,26	3,51	18,60
8412	0,90	0,15	0,60	0,75	–	–	–
8413	–	–	–	–	–	–	–
8422	36,89	–	36,89	18,45	–	–	25,00
8423	1,85	–	–	1,85	–	–	33,33
8424	7,98	–	7,98	5,99	–	–	37,50
8511	24,58	0,48	1,45	24,58	–	–	13,73
8512	0,82	0,07	0,37	0,82	–	–	36,36
8513	1,38	0,05	0,73	1,19	–	–	40,00
8520	2,75	–	1,51	2,48	–	–	45,00
8531	2,77	0,07	1,42	2,42	–	–	48,72
8532	3,86	0,20	2,44	3,86	–	–	47,37
8533	–	–	–	–	–	–	–
8541	1,41	0,70	–	1,41	–	–	50,00
8550	2,04	–	2,04	2,04	–	–	–
8591	–	–	–	–	–	–	–
8592	–	–	–	–	–	–	–
8593	1,03	–	0,52	1,03	–	–	–
8599	4,90	0,18	1,82	4,45	9,08	18,52	48,15
8610	27,23	0,97	19,44	14,34	–	–	42,84
8621	–	–	–	–	–	–	–
8630	4,65	–	2,97	2,91	–	–	44,44
8640	6,36	–	4,07	3,56	–	–	54,67
8650	3,03	–	1,52	3,03	–	–	10,00
8660	55,26	0,36	45,57	20,09	–	–	42,21
8690	6,26	–	4,84	4,55	–	–	36,36
8711	6,14	–	5,12	7,16	–	–	33,33
8712	2,98	1,49	1,49	1,49	–	–	50,00
8720	2,11	–	2,11	2,11	–	–	100,00
8730	1,89	–	1,89	1,89	–	–	–
8800	9,64	0,22	6,35	9,64	–	–	27,27
9001	2,84	–	2,84	1,89	–	–	–
9101	3,58	–	3,58	3,58	–	–	100,00
9311	–	–	–	–	–	–	–
9312	4,05	–	3,60	4,05	44,97	111,11	33,33
9313	1,06	–	0,80	1,06	–	–	75,00
9319	–	–	–	–	–	–	–
9321	3,11	–	3,11	3,11	–	–	100,00
9329	1,63	–	1,63	1,63	–	–	–
9411	5,37	–	4,03	4,03	–	–	–
9412	5,91	–	0,98	5,91	–	–	50,00
9420	4,65	0,78	1,94	4,65	–	–	50,00
9430	8,05	0,14	6,13	5,35	–	–	51,33
9491	4,27	–	3,00	3,80	–	–	11,11
9492	69,06	–	–	69,06	–	–	30,77
9493	–	–	–	–	–	–	–
9499	21,37	–	13,68	20,09	–	–	72,00
9511	6,64	0,44	3,54	6,19	–	–	66,67
9512	7,85	–	7,85	7,85	–	–	50,00
9521	1,76	–	–	1,76	–	–	–
9529	3,48	–	–	3,48	–	–	–
9601	5,04	0,46	3,66	4,58	–	–	45,45
9602	1,21	0,15	0,15	1,21	–	–	62,50
9603	1,01	–	0,50	1,01	–	–	50,00
9609	0,58	–	–	0,58	–	–	100,00
9700	–	–	–	–	–	–	–
Outros (1)	13,63	0,43	7,79	11,68	–	–	38,10

Fonte: DATAPREV, CAT, SUB, CNIS.

Notas: 1. Os dados são preliminares, estando sujeitos a correções.
2. As atividades econômicas que apresentam valores zerados para os indicadores são aquelas onde não ocorreram acidentes no período.
(1) Englobam as atividades que possuíam número médio de vínculos no ano menor que 100.

Capítulo 76 - Minas Gerais

76.1 - Indicadores de acidentes do trabalho, segundo a Classificação Nacional de Atividades Econômicas (CNAE), dos estabelecimentos localizados no estado de Minas Gerais - 2015

(continua)

CNAE	INDICADORES DE ACIDENTES DO TRABALHO						
	Incidência (por 1.000 vínculos)	Incidência de Doenças Ocupacionais (por 1.000 vínculos)	Incidência de Acidentes Típicos (por 1.000 vínculos)	Incidência de Incapacidade Temporária (por 1.000 vínculos)	Taxa de Mortalidade (por 100.000 vínculos)	Taxa de Letalidade (por 1.000 acidentes)	Acidentalidade para a faixa 16 a 34 anos (por 100 acidentes)
TOTAL	**13,45**	**0,20**	**8,41**	**11,14**	**6,56**	**4,88**	**47,93**
0111	6,37	–	5,06	5,96	8,17	12,82	48,72
0112	247,71	–	35,39	247,71	–	–	60,32
0113	17,09	–	15,07	16,36	–	–	46,24
0114	4,32	–	–	4,32	–	–	–
0115	18,58	–	17,04	17,66	–	–	43,33
0116	1,00	–	1,00	1,00	20,05	200,00	40,00
0119	100,26	–	91,90	97,47	–	–	50,00
0121	7,84	–	3,02	7,99	15,08	19,23	53,85
0122	4,89	–	3,76	4,89	37,60	76,92	46,15
0131	23,04	0,66	19,42	18,76	32,92	14,29	42,86
0132	314,45	1,60	290,50	303,27	319,23	10,15	41,12
0133	22,82	–	18,31	21,49	–	–	48,84
0134	6,87	–	6,33	6,54	–	–	38,05
0139	17,55	–	8,98	16,33	40,82	23,26	46,51
0141	55,69	–	49,62	50,67	26,39	4,74	38,86
0142	13,16	–	10,53	13,16	263,22	200,00	20,00
0151	6,15	0,09	5,46	5,95	2,23	3,62	40,94
0152	10,29	1,14	4,57	10,29	–	–	33,33
0153	–	–	–	–	–	–	–
0154	9,95	–	8,80	9,38	38,27	38,46	42,31
0155	10,92	0,09	8,47	10,83	9,41	8,62	43,97
0159	4,61	–	4,61	3,46	–	–	75,00
0161	3,36	0,02	2,70	3,32	5,83	17,34	46,24
0162	13,04	–	10,39	12,80	72,46	55,56	38,89
0163	12,74	–	6,37	12,74	–	–	41,67
0210	14,27	–	11,84	12,12	6,96	4,88	39,02
0220	7,51	–	5,16	7,04	–	–	43,75
0230	20,11	0,12	18,11	14,11	–	–	48,45
0311	–	–	–	–	–	–	–
0322	–	–	–	–	–	–	–
0710	12,16	1,32	9,10	4,58	35,24	28,99	50,24
0721	18,75	–	16,67	14,58	208,33	111,11	44,44
0723	3,58	3,58	–	–	–	–	100,00
0724	20,72	0,65	18,43	8,16	16,31	7,87	48,82
0725	16,45	–	16,45	5,48	–	–	66,67
0729	7,66	–	5,47	2,19	–	–	50,00
0810	19,10	2,28	13,29	15,96	47,17	24,69	40,33
0891	7,09	0,30	6,79	3,84	–	–	50,00
0893	27,67	–	25,82	27,67	–	–	40,00
0899	23,03	0,65	19,78	22,05	–	–	43,66
0990	16,87	–	13,12	11,24	–	–	44,44
1011	40,69	0,67	34,21	33,61	20,05	4,93	58,29
1012	41,70	0,72	31,52	21,94	7,54	1,81	59,13
1013	26,31	0,46	21,74	17,85	–	–	63,48
1020	34,07	6,81	13,63	34,07	–	–	40,00
1031	20,30	–	20,30	20,79	–	–	52,38
1032	10,36	–	10,36	10,36	–	–	16,67
1033	41,48	–	34,30	34,30	–	–	53,85
1042	39,86	3,32	23,25	19,93	–	–	33,33
1043	33,93	3,39	30,53	–	–	–	50,00
1051	10,54	–	9,51	10,28	–	–	63,41
1052	21,85	0,50	16,02	18,16	4,19	1,92	60,46
1053	10,41	–	7,61	9,61	–	–	57,69
1061	7,86	–	6,55	7,86	–	–	33,33
1062	24,07	0,37	20,74	23,70	–	–	40,00
1063	6,21	–	6,21	6,21	–	–	50,00
1064	4,97	1,66	3,31	3,31	–	–	66,67
1065	13,72	–	11,55	5,05	–	–	63,16
1066	24,47	0,34	20,91	22,17	–	–	53,52
1069	23,74	0,38	16,96	17,71	–	–	61,90
1071	26,78	0,05	24,34	15,09	4,79	1,79	55,46
1081	19,63	–	14,72	18,27	27,27	13,89	59,72
1091	7,66	0,09	5,47	7,49	–	–	59,02
1092	13,54	0,18	11,96	12,14	–	–	62,34
1093	17,61	0,28	14,86	16,51	–	–	56,25
1094	16,02	–	11,90	13,50	–	–	64,29
1095	2,88	–	1,92	2,88	–	–	33,33
1096	7,08	–	5,06	6,58	–	–	64,29
1099	21,46	0,26	16,35	17,30	17,30	8,06	58,47
1111	16,02	–	9,35	16,02	–	–	41,67
1112	54,67	–	36,45	54,67	–	–	25,00
1113	23,70	–	16,30	11,85	–	–	58,33
1121	20,79	–	15,75	19,53	–	–	66,67
1122	26,08	–	20,42	15,25	24,60	9,43	55,66
1220	14,48	–	8,52	7,66	–	–	35,29
1311	23,52	–	20,86	22,00	–	–	59,68
1312	29,17	–	26,52	29,17	–	–	36,36
1313	7,54	–	7,54	7,54	–	–	100,00
1314	4,36	–	4,36	4,36	–	–	100,00
1321	12,96	–	9,91	12,65	15,25	11,76	57,65
1322	–	–	–	–	–	–	–
1323	–	–	–	–	–	–	–

Capítulo 76 - Minas Gerais

76.1 - Indicadores de acidentes do trabalho, segundo a Classificação Nacional de Atividades Econômicas (CNAE), dos estabelecimentos localizados no estado de Minas Gerais - 2015

(continuação)

CNAE	INDICADORES DE ACIDENTES DO TRABALHO						
	Incidência (por 1.000 vínculos)	Incidência de Doenças Ocupacionais (por 1.000 vínculos)	Incidência de Acidentes Típicos (por 1.000 vínculos)	Incidência de Incapacidade Temporária (por 1.000 vínculos)	Taxa de Mortalidade (por 100.000 vínculos)	Taxa de Letalidade (por 1.000 acidentes)	Acidentalidade para a faixa 16 a 34 anos (por 100 acidentes)
1330	27,13	–	25,54	27,13	–	–	52,94
1340	7,54	–	6,24	7,28	–	–	62,07
1351	11,33	0,27	7,42	10,93	–	–	51,19
1352	9,13	–	5,48	9,13	–	–	80,00
1354	13,18	0,82	10,71	13,18	–	–	50,00
1359	21,43	0,27	17,18	18,55	–	–	58,33
1411	2,70	0,28	0,93	2,51	–	–	48,28
1412	3,91	0,23	2,00	3,08	1,89	4,83	52,66
1413	7,20	0,23	3,38	6,30	22,50	31,25	62,50
1414	12,46	–	7,27	12,46	–	–	41,67
1421	8,35	1,39	2,78	8,35	–	–	–
1422	0,89	–	0,67	0,89	–	–	75,00
1510	25,62	–	20,41	24,01	–	–	31,25
1521	11,13	0,74	3,71	11,13	–	–	60,00
1529	4,17	–	3,33	4,17	–	–	60,00
1531	6,88	–	5,07	6,88	–	–	57,38
1532	8,28	–	4,99	7,71	–	–	65,52
1533	5,13	–	2,17	4,74	–	–	65,38
1539	6,88	0,09	3,72	5,20	9,29	13,51	83,78
1540	4,15	0,52	2,07	3,63	–	–	68,75
1610	46,82	0,23	41,16	46,59	45,24	9,66	45,41
1621	42,12	–	40,56	32,76	–	–	48,15
1622	18,95	–	17,60	18,95	–	–	42,86
1623	41,89	–	38,30	41,89	–	–	60,00
1629	22,36	–	14,42	19,83	–	–	61,29
1710	37,41	2,49	30,76	28,26	332,50	88,89	64,44
1721	39,61	1,16	29,12	38,44	–	–	55,88
1731	35,09	1,21	18,76	34,49	–	–	53,45
1733	20,56	0,27	16,50	19,21	–	–	65,79
1741	14,98	0,75	9,74	14,23	–	–	65,00
1742	19,15	–	17,14	17,14	–	–	47,37
1749	18,28	1,08	9,68	16,13	–	–	82,35
1811	15,27	1,09	9,82	14,91	–	–	45,24
1812	57,72	1,75	5,25	57,72	–	–	36,36
1813	8,49	–	5,14	8,71	–	–	78,95
1821	8,60	–	7,17	8,60	–	–	58,33
1822	0,99	–	0,99	0,99	–	–	–
1921	7,61	–	7,61	2,17	–	–	28,57
1922	24,19	–	20,37	21,64	–	–	57,89
1931	45,47	0,07	41,82	38,23	14,35	3,15	58,83
2012	38,42	–	33,41	38,42	–	–	60,87
2013	42,04	–	37,77	19,33	–	–	56,68
2014	10,57	–	6,34	8,45	–	–	20,00
2019	37,54	1,83	24,72	30,21	–	–	48,78
2029	17,44	–	8,72	17,44	–	–	–
2031	21,02	–	10,51	21,02	–	–	75,00
2040	39,79	–	39,79	14,47	–	–	54,55
2051	19,09	–	15,27	11,45	–	–	60,00
2061	12,15	–	9,54	12,15	–	–	35,71
2062	10,88	–	9,18	10,88	–	–	78,13
2063	13,06	0,23	9,68	12,16	–	–	67,24
2071	26,17	–	16,66	26,17	–	–	54,55
2073	7,68	–	7,68	7,68	–	–	–
2091	14,43	–	–	14,43	–	–	66,67
2092	5,12	–	4,10	4,78	68,32	133,33	20,00
2093	7,49	–	7,49	7,49	–	–	66,67
2099	28,14	0,61	22,02	22,63	61,17	21,74	54,35
2110	17,35	–	–	17,35	–	–	100,00
2121	18,84	0,45	14,84	17,65	–	–	62,20
2122	12,61	–	9,01	10,21	–	–	61,90
2123	12,20	–	8,72	12,20	–	–	71,43
2212	17,27	0,36	12,95	15,83	–	–	43,75
2219	18,11	0,21	11,03	16,44	20,81	11,49	50,57
2221	19,74	–	18,51	17,27	–	–	37,50
2222	29,38	0,27	24,33	27,12	13,29	4,52	58,37
2223	60,06	–	52,78	47,32	–	–	69,70
2229	17,57	0,07	15,05	16,71	–	–	58,20
2311	48,44	0,45	42,10	47,53	–	–	69,16
2319	28,09	–	21,71	26,82	–	–	59,09
2320	28,10	–	25,74	13,13	–	–	51,40
2330	17,23	0,83	14,25	16,12	–	–	46,18
2341	14,84	–	13,78	5,83	–	–	42,86
2342	12,47	–	9,13	12,07	15,88	12,74	56,05
2349	17,88	0,56	13,41	13,69	–	–	53,13
2391	17,71	0,15	15,96	16,39	14,64	8,26	43,80
2392	43,02	3,20	36,62	29,87	–	–	45,45
2399	31,19	–	27,80	19,46	–	–	46,53
2411	30,01	–	26,30	24,18	–	–	36,47
2412	12,15	–	10,65	8,16	16,64	13,70	52,05
2421	32,70	–	32,70	32,70	–	–	25,00
2422	11,58	0,20	7,38	4,89	9,98	8,62	54,31
2423	13,05	1,02	10,45	4,30	13,66	10,47	51,31
2424	32,46	1,19	26,52	16,63	39,59	12,20	57,32

Capítulo 76 - Minas Gerais

76.1 - Indicadores de acidentes do trabalho, segundo a Classificação Nacional de Atividades Econômicas (CNAE), dos estabelecimentos localizados no estado de Minas Gerais - 2015

(continuação)

CNAE	INDICADORES DE ACIDENTES DO TRABALHO						
	Incidência (por 1.000 vínculos)	Incidência de Doenças Ocupacionais (por 1.000 vínculos)	Incidência de Acidentes Típicos (por 1.000 vínculos)	Incidência de Incapacidade Temporária (por 1.000 vínculos)	Taxa de Mortalidade (por 100.000 vínculos)	Taxa de Letalidade (por 1.000 acidentes)	Acidentalidade para a faixa 16 a 34 anos (por 100 acidentes)
2431	42,10	–	39,41	29,56	–	–	59,57
2439	39,34	–	29,51	39,34	–	–	50,00
2441	21,45	–	19,07	14,90	–	–	69,44
2449	23,58	1,52	19,02	17,88	–	–	64,52
2451	32,02	1,35	29,12	14,82	–	–	52,75
2452	35,41	1,28	23,46	27,73	–	–	49,40
2511	26,08	0,46	20,61	23,25	18,23	6,99	61,19
2512	11,61	0,17	9,90	11,44	34,14	29,41	57,35
2513	28,55	–	25,13	26,84	–	–	76,00
2521	35,23	–	29,55	36,36	–	–	48,39
2522	83,13	–	29,69	83,13	–	–	71,43
2531	18,61	–	18,61	11,17	–	–	60,00
2532	30,92	0,90	25,09	27,78	–	–	65,22
2539	21,30	0,78	17,23	19,74	–	–	56,62
2541	5,12	–	5,12	5,12	–	–	100,00
2542	14,89	–	12,26	14,45	–	–	54,41
2543	11,38	–	11,38	10,43	–	–	58,33
2550	43,90	2,63	36,88	41,27	–	–	38,00
2591	39,59	–	33,72	38,86	–	–	59,26
2592	20,04	2,72	13,59	15,62	–	–	50,85
2593	13,44	–	11,52	11,52	–	–	47,62
2599	27,33	0,31	22,42	25,08	–	–	57,68
2610	17,31	–	9,65	12,77	–	–	62,30
2621	13,38	–	6,02	12,04	–	–	75,00
2622	8,81	0,78	4,67	8,04	–	–	61,76
2631	10,97	–	5,48	10,97	365,52	333,33	33,33
2632	14,35	–	5,22	14,35	–	–	72,73
2640	7,81	–	5,58	7,81	–	–	42,86
2651	14,98	–	10,30	12,17	–	–	68,75
2660	7,73	–	6,44	5,15	–	–	83,33
2710	22,21	1,42	15,66	18,51	–	–	64,10
2722	19,66	1,64	13,10	19,66	–	–	58,33
2731	23,90	0,69	19,40	13,51	–	–	57,97
2732	45,62	1,23	23,43	28,36	–	–	62,16
2733	34,35	–	29,57	25,22	–	–	64,56
2740	14,74	–	9,21	11,97	92,10	62,50	43,75
2751	33,91	0,72	19,48	29,58	–	–	59,57
2759	11,83	0,70	8,35	8,35	–	–	58,82
2790	17,66	–	12,16	13,03	–	–	59,02
2812	24,45	–	21,57	24,45	–	–	64,71
2813	12,43	–	6,21	12,43	–	–	100,00
2815	28,10	–	28,10	25,94	–	–	53,85
2821	43,19	–	37,26	42,34	84,68	19,61	68,63
2822	26,74	–	24,42	26,16	–	–	56,52
2823	22,02	–	19,02	21,02	–	–	68,18
2825	–	–	–	–	–	–	–
2829	28,68	0,86	23,07	23,29	–	–	51,13
2832	4,87	–	–	4,87	–	–	50,00
2833	61,33	1,86	53,27	60,71	–	–	68,69
2840	26,86	–	22,62	18,38	–	–	57,89
2852	35,03	–	30,49	26,60	–	–	55,56
2854	26,26	–	20,15	18,93	61,06	23,26	58,14
2861	12,43	–	9,95	7,46	–	–	50,00
2862	20,03	1,18	14,14	20,03	–	–	58,82
2864	8,59	–	8,59	8,59	–	–	–
2869	18,81	0,79	11,65	17,22	26,49	14,08	56,34
2910	8,63	0,20	6,26	5,80	–	–	61,40
2920	33,65	1,53	16,83	24,47	–	–	31,82
2930	23,25	0,33	19,65	19,32	32,74	14,08	43,66
2941	19,94	2,95	11,08	18,47	–	–	55,56
2942	26,67	–	11,85	26,67	–	–	33,33
2943	16,89	–	13,72	16,89	–	–	56,25
2944	17,59	0,55	12,09	17,04	–	–	56,25
2945	11,42	0,58	6,58	10,26	–	–	62,71
2949	27,75	0,78	23,11	22,96	–	–	54,08
2950	11,57	–	7,91	11,57	–	–	26,32
3012	16,63	–	8,32	16,63	–	–	100,00
3031	21,35	1,07	18,15	6,41	–	–	40,00
3041	12,54	1,25	8,78	12,54	–	–	50,00
3092	11,45	–	11,45	11,45	–	–	100,00
3099	11,74	–	11,74	7,83	–	–	66,67
3101	16,14	0,55	11,71	15,56	–	–	54,65
3102	14,91	0,43	12,31	11,88	–	–	57,97
3103	10,64	–	4,09	10,64	–	–	61,54
3104	20,12	0,67	14,42	19,12	–	–	45,00
3211	1,12	–	–	1,12	–	–	100,00
3212	1,34	–	–	1,34	–	–	–
3230	85,61	–	18,61	85,61	–	–	39,13
3240	14,75	–	13,77	14,75	–	–	73,33
3250	13,39	0,64	8,13	12,60	15,94	11,90	51,19
3291	32,82	–	4,38	32,82	–	–	40,00
3292	9,97	–	7,35	9,97	–	–	78,95
3299	7,88	0,25	7,12	7,12	–	–	64,52

Capítulo 76 - Minas Gerais

76.1 - Indicadores de acidentes do trabalho, segundo a Classificação Nacional de Atividades Econômicas (CNAE), dos estabelecimentos localizados no estado de Minas Gerais - 2015

(continuação)

CNAE	INDICADORES DE ACIDENTES DO TRABALHO						
	Incidência (por 1.000 vínculos)	Incidência de Doenças Ocupacionais (por 1.000 vínculos)	Incidência de Acidentes Típicos (por 1.000 vínculos)	Incidência de Incapacidade Temporária (por 1.000 vínculos)	Taxa de Mortalidade (por 100.000 vínculos)	Taxa de Letalidade (por 1.000 acidentes)	Acidentalidade para a faixa 16 a 34 anos (por 100 acidentes)
3311	12,92	–	10,76	12,92	–	–	50,00
3312	6,16	–	1,23	6,16	–	–	40,00
3313	8,95	–	5,97	8,53	85,28	95,24	52,38
3314	13,26	0,40	9,56	9,32	–	–	56,36
3315	13,94	–	13,94	13,94	–	–	66,67
3316	37,45	–	31,21	33,29	–	–	52,78
3319	21,05	–	11,58	16,84	–	–	60,00
3321	10,71	0,24	8,03	7,30	–	–	47,73
3329	3,68	–	1,84	3,68	–	–	50,00
3511	18,96	0,80	12,55	15,76	–	–	39,44
3514	13,46	–	10,13	10,86	–	–	27,96
3520	4,82	–	4,82	4,82	–	–	–
3600	26,76	0,18	22,18	25,35	6,11	2,28	29,68
3702	7,58	–	7,58	3,79	–	–	50,00
3811	48,41	–	42,30	39,47	–	–	62,46
3812	28,86	–	25,26	18,04	–	–	37,50
3821	32,58	2,83	22,67	26,92	–	–	30,43
3822	59,81	–	54,82	46,52	–	–	63,89
3831	13,37	–	6,68	11,54	–	–	40,91
3832	23,13	–	20,56	23,13	–	–	38,89
3839	26,63	–	20,92	24,72	–	–	53,57
4110	16,79	0,29	13,81	16,18	8,17	4,87	40,88
4120	12,46	0,27	9,86	11,67	3,57	2,87	46,73
4211	14,44	0,07	12,12	11,71	13,66	9,46	51,06
4212	18,54	0,11	14,07	12,79	–	–	48,28
4213	12,57	0,30	9,24	11,51	15,14	12,05	38,55
4221	25,91	0,39	17,61	19,88	9,65	3,72	55,12
4222	13,84	0,23	9,76	13,39	–	–	45,90
4223	89,51	–	27,97	83,92	559,44	62,50	50,00
4292	9,50	–	7,36	4,24	14,62	15,38	56,92
4299	14,80	0,25	11,74	12,16	8,27	5,59	41,90
4311	6,36	–	5,45	4,54	–	–	57,14
4312	13,19	–	11,84	9,81	–	–	53,85
4313	19,22	0,17	14,97	15,39	24,96	12,99	54,11
4319	11,48	–	9,18	9,18	–	–	40,00
4321	10,03	–	7,74	8,17	7,16	7,14	57,86
4322	7,37	–	4,59	7,05	–	–	60,00
4329	15,19	–	9,96	7,97	12,45	8,20	63,11
4330	6,84	–	4,86	6,59	–	–	55,14
4391	9,68	–	8,00	9,68	–	–	47,83
4399	9,97	0,37	7,44	8,85	7,44	7,46	45,52
4511	6,78	–	4,87	6,33	3,75	5,52	57,46
4512	22,01	–	1,47	22,01	–	–	53,33
4520	5,61	0,12	3,96	5,30	7,68	13,70	63,70
4530	8,11	0,06	5,17	7,87	6,18	7,61	65,23
4541	7,70	–	2,70	7,45	25,68	33,33	81,67
4543	8,69	–	1,74	8,69	–	–	80,00
4611	6,43	–	6,43	6,43	–	–	100,00
4612	–	–	–	–	–	–	–
4613	–	–	–	–	–	–	–
4614	15,69	–	15,69	15,69	–	–	33,33
4615	–	–	–	–	–	–	–
4616	–	–	–	–	–	–	–
4617	10,65	–	3,19	9,58	–	–	60,00
4618	1,40	–	1,40	1,40	–	–	–
4619	5,23	–	4,58	5,23	–	–	37,50
4621	37,30	0,24	31,36	36,58	–	–	60,51
4622	14,45	–	9,63	14,45	–	–	100,00
4623	11,26	–	7,85	10,21	157,05	139,53	58,14
4631	8,51	0,39	3,48	8,51	–	–	36,36
4632	4,53	–	2,52	4,53	–	–	44,44
4633	7,50	0,36	5,47	7,38	23,80	31,75	63,49
4634	17,88	0,57	14,76	16,18	28,39	15,87	55,56
4635	29,03	0,14	20,11	22,39	27,64	9,52	63,33
4636	6,57	–	4,38	6,57	–	–	66,67
4637	9,19	0,41	5,51	9,19	–	–	46,67
4639	8,98	0,07	5,88	8,85	6,76	7,52	51,88
4641	3,84	0,30	2,66	3,84	–	–	38,46
4642	3,38	–	2,71	3,04	–	–	80,00
4643	2,10	–	–	2,10	–	–	–
4644	7,78	0,16	4,92	7,46	15,87	20,41	73,47
4645	8,00	–	4,92	7,69	–	–	65,38
4646	11,44	–	5,83	10,32	–	–	66,67
4647	6,75	0,45	2,25	5,85	–	–	66,67
4649	4,20	0,21	2,94	3,99	–	–	65,00
4651	3,40	–	1,70	3,40	–	–	33,33
4652	1,77	–	–	1,77	–	–	100,00
4661	15,22	–	10,65	13,39	–	–	68,00
4662	11,50	0,44	10,17	7,96	–	–	38,46
4663	7,52	–	3,01	6,52	50,16	66,67	53,33
4664	5,15	–	3,43	5,15	–	–	66,67
4665	8,36	–	3,35	6,69	–	–	80,00
4669	11,80	–	10,03	10,03	–	–	80,00

Capítulo 76 - Minas Gerais

76.1 - Indicadores de acidentes do trabalho, segundo a Classificação Nacional de Atividades Econômicas (CNAE), dos estabelecimentos localizados no estado de Minas Gerais - 2015

(continuação)

CNAE	INDICADORES DE ACIDENTES DO TRABALHO						
	Incidência (por 1.000 vínculos)	Incidência de Doenças Ocupacionais (por 1.000 vínculos)	Incidência de Acidentes Típicos (por 1.000 vínculos)	Incidência de Incapacidade Temporária (por 1.000 vínculos)	Taxa de Mortalidade (por 100.000 vínculos)	Taxa de Letalidade (por 1.000 acidentes)	Acidentalidade para a faixa 16 a 34 anos (por 100 acidentes)
4671	16,68	–	13,11	15,49	–	–	57,14
4672	6,28	–	4,07	5,17	–	–	41,18
4673	4,48	–	2,99	4,48	–	–	33,33
4674	16,63	–	12,09	15,12	–	–	81,82
4679	20,79	0,84	16,80	19,95	42,01	20,20	60,61
4681	8,39	–	5,94	8,04	–	–	41,67
4682	40,91	1,61	32,83	33,91	–	–	61,84
4683	11,07	–	8,94	10,68	19,43	17,54	49,12
4684	8,59	–	4,29	8,59	214,67	250,00	75,00
4685	18,28	–	13,47	17,31	–	–	31,58
4686	4,83	–	3,22	4,83	–	–	77,78
4687	20,19	0,23	15,20	19,28	–	–	44,94
4689	9,37	–	7,41	9,37	–	–	60,47
4691	12,15	0,14	9,01	11,87	14,30	11,76	67,06
4692	8,59	–	4,30	8,59	–	–	50,00
4693	12,98	0,15	9,68	12,60	7,50	5,78	65,32
4711	13,65	0,14	10,19	12,93	2,16	1,58	64,63
4712	3,47	0,03	2,24	3,29	–	–	57,58
4713	8,25	0,09	5,16	8,06	–	–	64,77
4721	3,63	0,09	2,62	3,57	–	–	58,20
4722	6,12	–	4,31	6,12	–	–	66,67
4723	5,28	0,15	2,87	4,98	–	–	57,14
4724	3,11	0,10	2,20	2,81	–	–	70,97
4729	4,70	0,10	3,07	4,60	–	–	89,13
4731	4,57	0,07	2,56	4,42	12,08	26,46	55,56
4732	2,96	–	1,97	2,96	–	–	100,00
4741	7,49	–	4,49	7,24	–	–	70,00
4742	5,55	–	3,64	5,38	–	–	68,75
4743	11,19	–	9,44	11,19	–	–	59,38
4744	7,67	0,19	5,58	7,48	2,88	3,76	50,19
4751	4,30	–	2,39	4,01	–	–	82,22
4752	2,77	–	1,89	2,77	–	–	72,73
4753	7,86	0,22	4,21	7,77	4,39	5,59	67,04
4754	3,41	–	1,75	3,13	9,48	27,78	63,89
4755	2,73	0,07	1,57	2,73	6,84	25,00	75,00
4756	2,70	–	–	2,70	–	–	50,00
4757	6,44	0,36	4,29	6,44	–	–	61,11
4759	4,72	–	2,64	4,44	–	–	64,71
4761	1,98	–	1,24	1,90	–	–	70,83
4762	1,87	–	–	1,87	–	–	100,00
4763	3,21	–	1,74	3,21	–	–	75,00
4771	4,20	0,02	2,46	3,87	1,82	4,35	63,91
4772	2,48	0,10	1,34	1,24	–	–	66,67
4773	3,75	–	3,21	3,21	–	–	71,43
4774	1,64	–	0,82	1,64	–	–	80,00
4781	1,76	0,03	0,89	1,70	1,37	7,75	71,32
4782	3,31	–	2,44	3,13	–	–	70,83
4783	1,49	–	0,60	1,19	–	–	100,00
4784	13,97	–	8,94	13,41	–	–	60,00
4785	13,23	–	11,58	13,23	–	–	37,50
4789	4,80	0,08	2,86	4,57	5,61	11,70	66,08
4911	12,78	0,54	9,11	7,07	–	–	54,26
4912	21,41	–	14,89	16,76	93,09	43,48	21,74
4921	8,59	0,26	4,54	8,20	6,39	7,44	38,46
4922	14,31	0,17	8,53	13,76	16,89	11,80	39,23
4923	5,85	–	2,60	4,55	–	–	66,67
4924	3,18	–	2,12	3,18	–	–	16,67
4929	6,57	0,10	3,14	5,46	10,11	15,38	26,15
4930	14,83	0,20	10,87	13,69	60,65	40,91	44,93
5111	22,58	0,37	6,29	22,58	–	–	54,10
5112	21,15	–	7,93	21,15	–	–	25,00
5211	18,77	0,14	14,49	17,39	13,80	7,35	58,09
5212	17,32	–	7,02	15,57	–	–	43,04
5221	21,43	–	16,07	18,93	35,71	16,67	68,33
5222	15,40	–	7,70	15,40	–	–	75,00
5223	4,46	–	2,60	4,46	37,18	83,33	62,50
5229	10,47	0,45	6,90	9,58	22,27	21,28	40,43
5240	15,96	–	11,05	15,55	–	–	51,28
5250	20,90	0,56	11,99	18,12	–	–	62,67
5310	80,85	1,10	72,49	75,20	14,67	1,81	35,75
5320	15,47	–	8,00	14,93	26,67	17,24	50,00
5510	5,84	0,03	4,37	5,46	3,12	5,35	35,83
5590	2,26	–	1,36	2,26	–	–	40,00
5611	4,94	0,11	3,45	4,80	–	–	56,98
5612	3,92	–	2,61	3,92	–	–	33,33
5620	15,74	0,14	10,28	13,19	4,63	2,94	38,82
5811	15,04	–	3,01	15,04	–	–	80,00
5812	5,60	–	2,80	2,80	–	–	50,00
5813	7,80	–	3,90	7,80	–	–	50,00
5819	–	–	–	–	–	–	–
5821	–	–	–	–	–	–	–
5822	12,26	–	8,55	12,26	–	–	45,45
5829	8,06	–	5,38	8,06	–	–	50,00

Capítulo 76 - Minas Gerais

76.1 - Indicadores de acidentes do trabalho, segundo a Classificação Nacional de Atividades Econômicas (CNAE), dos estabelecimentos localizados no estado de Minas Gerais - 2015

(continuação)

CNAE	INDICADORES DE ACIDENTES DO TRABALHO						
	Incidência (por 1.000 vínculos)	Incidência de Doenças Ocupacionais (por 1.000 vínculos)	Incidência de Acidentes Típicos (por 1.000 vínculos)	Incidência de Incapacidade Temporária (por 1.000 vínculos)	Taxa de Mortalidade (por 100.000 vínculos)	Taxa de Letalidade (por 1.000 acidentes)	Acidentalidade para a faixa 16 a 34 anos (por 100 acidentes)
5911	4,57	–	–	4,57	–	–	50,00
5914	2,51	–	1,67	2,51	–	–	66,67
5920	–	–	–	–	–	–	–
6010	3,54	–	0,51	3,54	–	–	28,57
6021	7,00	0,37	4,42	6,26	–	–	31,58
6022	–	–	–	–	–	–	–
6110	7,97	0,14	4,78	7,39	–	–	67,27
6120	11,12	0,23	5,56	11,12	–	–	56,25
6130	–	–	–	–	–	–	–
6141	22,17	–	20,46	22,17	–	–	61,54
6190	8,06	–	4,36	7,19	–	–	86,49
6201	10,85	0,58	–	10,85	19,37	17,86	30,36
6202	4,92	–	0,78	4,40	–	–	47,37
6203	4,15	–	0,52	4,15	–	–	75,00
6204	3,68	–	1,03	3,68	14,71	40,00	52,00
6209	3,58	–	1,10	3,30	–	–	46,15
6311	5,29	–	1,32	4,96	33,08	62,50	68,75
6319	6,96	–	2,32	6,96	–	–	66,67
6391	–	–	–	–	–	–	–
6399	1,18	–	–	1,18	–	–	–
6421	4,99	0,28	3,70	3,13	–	–	28,57
6422	7,89	3,78	1,43	8,32	4,78	6,06	40,61
6423	3,21	0,10	0,70	3,11	–	–	31,25
6424	2,58	0,32	0,86	2,47	–	–	58,33
6431	–	–	–	–	–	–	–
6433	–	–	–	–	–	–	–
6436	–	–	–	–	–	–	–
6462	5,99	0,24	4,55	5,99	47,93	80,00	56,00
6463	13,56	–	13,56	13,56	135,61	100,00	10,00
6491	1,78	–	1,78	1,78	–	–	100,00
6493	4,55	–	–	4,55	–	–	50,00
6499	–	–	–	–	–	–	–
6511	4,70	–	1,57	4,70	–	–	33,33
6512	–	–	–	–	–	–	–
6541	4,69	–	–	4,69	–	–	50,00
6550	13,13	–	7,90	8,54	–	–	52,43
6612	4,44	–	–	4,44	–	–	50,00
6613	10,50	–	2,63	10,50	–	–	75,00
6619	4,56	–	2,28	3,80	–	–	66,67
6621	13,11	–	–	13,11	–	–	–
6622	2,38	–	0,89	2,38	–	–	50,00
6629	6,24	–	2,08	6,24	–	–	66,67
6630	6,32	–	3,35	6,32	–	–	41,18
6810	10,35	0,32	7,96	9,72	–	–	50,77
6821	4,13	–	2,27	3,92	–	–	35,00
6822	5,72	–	4,86	5,43	–	–	30,00
6911	0,80	–	0,20	0,80	–	–	87,50
6912	2,17	–	0,72	2,17	–	–	–
6920	3,27	0,09	0,86	2,91	3,06	9,35	77,57
7010	18,63	–	–	18,63	–	–	50,00
7020	3,91	0,10	1,15	3,44	9,54	24,39	58,54
7111	1,48	–	0,74	0,74	–	–	–
7112	9,70	0,12	6,54	9,05	15,40	15,87	50,79
7119	6,14	–	3,07	5,92	21,94	35,71	57,14
7120	6,72	–	4,03	6,27	–	–	80,00
7210	13,36	1,37	10,28	10,96	–	–	23,08
7220	5,14	–	2,94	5,14	–	–	42,86
7311	4,33	–	0,62	4,33	–	–	71,43
7312	4,33	–	2,16	4,33	–	–	100,00
7319	8,18	–	1,92	8,18	–	–	82,35
7320	21,78	–	4,36	21,78	–	–	50,00
7410	4,78	–	–	4,78	–	–	100,00
7420	4,40	–	1,95	4,40	–	–	44,44
7490	5,58	–	3,41	4,80	15,49	27,78	58,33
7500	2,26	1,13	1,13	2,26	–	–	50,00
7711	3,98	0,14	1,85	4,12	–	–	46,43
7719	5,98	1,20	2,39	5,98	119,69	200,00	20,00
7721	2,69	2,69	–	2,69	–	–	–
7722	2,44	–	–	2,44	–	–	100,00
7723	3,23	0,54	2,15	3,23	–	–	16,67
7729	1,90	–	0,63	1,90	–	–	100,00
7731	15,54	–	10,97	12,80	91,42	58,82	47,06
7732	10,17	0,23	6,44	8,81	–	–	51,11
7733	9,10	–	3,25	7,80	–	–	57,14
7739	11,07	–	9,08	9,36	–	–	64,10
7740	11,90	–	8,92	5,95	–	–	100,00
7810	11,94	–	4,85	11,19	–	–	34,38
7820	7,61	0,25	2,40	7,11	–	–	51,09
7830	6,81	0,12	2,63	6,21	–	–	44,74
7911	1,72	–	0,74	1,72	–	–	14,29
7912	–	–	–	–	–	–	–
7990	–	–	–	–	–	–	–
8011	6,25	0,03	1,53	5,64	6,80	10,87	51,63

Capítulo 76 - Minas Gerais

76.1 - Indicadores de acidentes do trabalho, segundo a Classificação Nacional de Atividades Econômicas (CNAE), dos estabelecimentos localizados no estado de Minas Gerais - 2015

(conclusão)

CNAE	INDICADORES DE ACIDENTES DO TRABALHO						
	Incidência (por 1.000 vínculos)	Incidência de Doenças Ocupacionais (por 1.000 vínculos)	Incidência de Acidentes Típicos (por 1.000 vínculos)	Incidência de Incapacidade Temporária (por 1.000 vínculos)	Taxa de Mortalidade (por 100.000 vínculos)	Taxa de Letalidade (por 1.000 acidentes)	Acidentalidade para a faixa 16 a 34 anos (por 100 acidentes)
8012	13,91	0,22	6,63	13,04	–	–	44,53
8020	17,97	–	11,74	16,06	–	–	69,33
8111	6,72	–	2,64	6,06	–	–	56,86
8112	6,70	0,16	4,67	6,02	4,67	6,97	31,71
8121	7,08	0,20	2,41	6,12	3,99	5,63	25,92
8122	4,58	–	1,53	4,58	–	–	50,00
8129	14,52	–	7,96	11,14	39,78	27,40	46,58
8130	14,96	–	7,48	13,09	–	–	45,00
8211	5,77	0,13	1,75	5,06	5,30	9,17	45,87
8219	4,83	0,10	2,27	4,44	–	–	57,14
8220	8,05	0,56	2,34	7,56	–	–	74,14
8230	9,05	–	5,69	9,05	–	–	57,14
8291	3,96	0,14	0,82	3,82	–	–	62,07
8292	5,44	–	–	5,44	–	–	100,00
8299	8,67	0,07	4,65	7,56	3,27	3,77	57,36
8411	5,22	0,06	3,49	4,16	1,20	2,31	29,36
8412	1,52	–	0,76	1,52	–	–	50,00
8413	8,84	–	8,84	8,84	–	–	–
8422	9,58	–	9,58	9,58	–	–	–
8423	4,72	–	2,75	4,33	–	–	58,33
8424	16,31	–	11,16	14,60	–	–	26,32
8430	10,19	–	7,64	10,19	–	–	50,00
8511	39,98	0,13	2,53	39,71	–	–	31,33
8512	1,98	0,06	1,40	1,85	–	–	29,03
8513	3,18	–	2,35	3,07	–	–	30,95
8520	4,41	0,08	2,87	4,10	–	–	21,05
8531	6,65	–	4,46	5,82	–	–	39,13
8532	7,44	–	5,51	5,11	–	–	46,49
8533	12,98	–	9,89	10,51	–	–	42,86
8541	2,37	–	1,42	2,37	–	–	30,00
8542	21,85	–	5,96	21,85	–	–	45,45
8550	11,00	0,21	7,57	10,57	–	–	34,42
8591	3,16	–	–	3,16	–	–	66,67
8592	2,79	–	–	2,79	–	–	50,00
8593	0,94	–	0,27	0,94	–	–	57,14
8599	6,07	0,14	3,52	5,70	14,19	23,36	39,25
8610	56,08	0,36	44,83	22,97	0,93	0,17	50,09
8621	36,23	1,17	22,20	26,88	116,87	32,26	58,06
8622	16,48	–	5,49	16,48	–	–	66,67
8630	8,90	0,10	6,64	4,73	–	–	50,28
8640	17,48	0,11	12,11	10,19	3,76	2,15	59,78
8650	5,61	0,08	4,24	3,12	–	–	42,86
8660	59,19	–	48,69	21,00	–	–	55,38
8690	16,54	0,15	12,04	8,85	14,51	8,77	58,77
8711	7,88	0,12	5,82	7,15	–	–	18,46
8712	5,30	–	2,65	3,98	–	–	50,00
8720	13,39	–	7,09	10,24	–	–	35,29
8730	10,68	0,43	7,26	9,19	–	–	42,00
8800	8,06	0,15	5,68	7,29	–	–	45,71
9001	5,77	0,52	3,67	5,25	–	–	81,82
9003	22,36	–	7,45	22,36	745,34	333,33	66,67
9102	–	–	–	–	–	–	–
9103	6,31	–	6,31	–	–	–	–
9311	14,08	–	8,45	11,26	–	–	80,00
9312	11,79	0,17	8,38	11,87	–	–	36,62
9313	1,65	0,10	0,93	1,54	10,29	62,50	43,75
9319	6,26	–	4,17	5,22	–	–	16,67
9321	9,84	–	2,46	12,30	–	–	75,00
9329	4,28	–	3,57	4,28	–	–	58,33
9411	3,37	–	2,02	3,37	–	–	80,00
9412	4,35	–	2,61	3,92	–	–	40,00
9420	4,03	0,14	1,67	3,75	27,77	68,97	44,83
9430	7,29	0,21	4,44	6,12	4,17	5,71	28,29
9491	6,33	–	4,36	6,04	7,03	11,11	23,33
9492	72,11	–	–	72,11	–	–	45,95
9493	4,58	–	3,44	4,58	–	–	25,00
9499	6,45	0,13	4,87	5,26	–	–	48,98
9511	2,66	–	1,59	2,66	–	–	70,00
9512	1,05	–	1,05	1,05	–	–	100,00
9521	7,27	–	3,42	6,85	42,79	58,82	70,59
9529	3,41	–	1,95	3,41	–	–	42,86
9601	11,13	–	8,82	10,08	–	–	41,51
9602	2,00	–	1,14	1,86	–	–	100,00
9603	3,42	–	2,63	3,42	–	–	53,85
9609	2,29	0,12	1,45	2,29	–	–	47,37
9700	0,69	0,08	0,62	0,62	–	–	33,33
Outros(1)	45,83	–	17,66	40,57	37,57	8,20	45,08

Fonte: DATAPREV, CAT, SUB, CNIS.

Notas: 1. Os dados são preliminares, estando sujeitos a correções.
2. As atividades econômicas que apresentam valores zerados para os indicadores são aquelas onde não ocorreram acidentes no período.

(1) Englobam as atividades que possuíam número médio de vínculos no ano menor que 100.

Capítulo 76 - Minas Gerais

76.2 - Indicadores de acidentes do trabalho, segundo a Classificação Nacional de Atividades Econômicas (CNAE), dos estabelecimentos localizados no estado de Minas Gerais - 2016

(continua)

CNAE	INDICADORES DE ACIDENTES DO TRABALHO						
	Incidência (por 1.000 vínculos)	Incidência de Doenças Ocupacionais (por 1.000 vínculos)	Incidência de Acidentes Típicos (por 1.000 vínculos)	Incidência de Incapacidade Temporária (por 1.000 vínculos)	Taxa de Mortalidade (por 100.000 vínculos)	Taxa de Letalidade (por 1.000 acidentes)	Acidentalidade para a faixa 16 a 34 anos (por 100 acidentes)
TOTAL	**13,04**	**0,23**	**8,13**	**10,67**	**6,34**	**4,86**	**46,78**
0111	5,43	0,08	4,72	5,19	–	–	36,23
0112	180,88	–	12,33	180,88	411,10	22,73	40,91
0113	14,49	0,20	12,28	13,48	–	–	41,67
0114	–	–	–	–	–	–	–
0115	14,49	–	13,33	14,20	28,98	20,00	36,00
0116	–	–	–	–	–	–	–
0119	106,00	–	79,50	103,59	481,83	45,45	45,45
0121	7,24	0,15	4,87	6,94	14,77	20,41	55,10
0122	3,33	–	2,96	2,59	–	–	55,56
0131	17,24	–	13,38	13,68	–	–	55,17
0132	414,05	1,52	379,17	400,40	758,34	18,32	41,03
0133	15,72	–	12,13	14,06	27,58	17,54	45,61
0134	7,06	–	6,30	6,98	2,11	2,99	40,90
0139	14,69	–	7,91	14,69	–	–	51,28
0141	61,86	0,24	56,50	58,94	73,07	11,81	31,10
0142	32,93	–	27,44	32,93	–	–	58,33
0151	5,40	–	4,88	5,36	6,75	12,50	32,92
0152	4,60	–	4,60	4,60	–	–	50,00
0153	–	–	–	–	–	–	–
0154	8,25	–	7,31	7,50	–	–	40,91
0155	10,82	–	8,84	10,35	–	–	41,74
0159	1,11	–	1,11	1,11	–	–	–
0161	3,16	0,04	2,32	3,04	8,00	25,32	41,77
0162	14,71	–	13,03	14,47	–	–	36,07
0163	15,84	–	11,18	13,97	–	–	58,82
0210	13,28	–	9,87	11,13	7,42	5,59	39,66
0220	9,21	–	7,37	9,21	–	–	40,00
0230	22,13	–	18,71	17,38	–	–	40,94
0311	7,02	–	7,02	7,02	–	–	–
0322	1,70	–	–	1,70	–	–	100,00
0710	11,80	1,64	8,52	5,10	3,64	3,09	45,68
0721	10,86	2,17	6,52	8,69	–	–	20,00
0723	9,23	–	9,23	9,23	–	–	–
0724	17,02	–	15,41	6,74	–	–	62,26
0725	47,62	5,29	37,04	21,16	–	–	22,22
0729	5,90	0,54	4,83	4,83	53,65	90,91	36,36
0810	18,91	0,42	15,11	17,13	8,44	4,46	32,59
0891	5,82	–	4,71	2,49	–	–	42,86
0893	20,40	–	20,40	20,40	–	–	45,45
0899	13,41	0,34	11,06	10,73	33,52	25,00	42,50
0990	7,75	–	5,81	7,75	–	–	50,00
1011	41,32	0,61	34,09	31,77	6,82	1,65	59,90
1012	45,04	0,52	37,62	18,85	11,20	2,49	60,48
1013	31,94	0,23	28,74	23,50	22,81	7,14	57,14
1020	11,76	–	5,88	11,76	–	–	–
1031	28,70	–	24,72	26,49	–	–	60,00
1032	10,81	–	10,81	10,81	–	–	66,67
1033	29,46	–	22,53	25,13	–	–	44,12
1042	16,02	–	9,61	9,61	–	–	40,00
1043	46,33	8,42	37,91	–	–	–	27,27
1051	13,13	–	9,79	12,62	–	–	60,78
1052	22,36	0,21	17,44	18,42	12,82	5,74	55,26
1053	10,38	–	8,22	10,38	–	–	66,67
1061	15,64	–	13,03	15,64	–	–	41,67
1062	21,59	–	20,43	21,21	–	–	66,07
1063	8,71	–	8,71	8,71	–	–	66,67
1064	3,50	–	3,50	5,25	–	–	50,00
1065	18,78	–	10,83	11,56	–	–	65,38
1066	26,54	–	21,92	22,96	11,54	4,35	55,65
1069	26,28	0,75	20,27	15,39	–	–	55,71
1071	30,21	–	28,30	17,67	15,55	5,15	53,34
1081	23,06	–	15,65	20,87	–	–	61,90
1091	6,95	0,09	4,78	6,72	5,80	8,33	57,50
1092	10,90	–	8,72	9,73	–	–	53,85
1093	20,48	–	17,92	18,24	–	–	65,63
1094	19,68	–	12,21	15,95	–	–	55,70
1095	5,38	–	4,48	5,38	89,69	166,67	83,33
1096	11,91	0,52	8,80	10,35	–	–	47,83
1099	16,87	–	14,50	13,82	16,96	10,05	58,29
1111	4,48	–	2,99	4,48	–	–	100,00
1112	20,50	–	10,25	20,50	–	–	50,00
1113	31,44	–	25,89	21,27	46,24	14,71	64,71
1121	15,30	–	9,31	13,31	–	–	52,17
1122	21,19	0,27	14,75	14,21	–	–	59,49
1220	8,91	–	4,05	6,48	–	–	72,73
1311	23,49	–	13,92	21,31	43,50	18,52	46,30
1312	23,09	–	20,53	23,09	–	–	55,56
1313	8,06	–	–	8,06	–	–	100,00
1314	4,67	–	–	4,67	–	–	100,00
1321	19,17	0,17	15,34	18,65	–	–	57,27
1322	8,36	–	8,36	8,36	–	–	100,00
1323	7,49	–	7,49	7,49	–	–	–

Capítulo 76 - Minas Gerais

76.2 - Indicadores de acidentes do trabalho, segundo a Classificação Nacional de Atividades Econômicas (CNAE), dos estabelecimentos localizados no estado de Minas Gerais - 2016

(continuação)

CNAE	INDICADORES DE ACIDENTES DO TRABALHO						
	Incidência (por 1.000 vínculos)	Incidência de Doenças Ocupacionais (por 1.000 vínculos)	Incidência de Acidentes Típicos (por 1.000 vínculos)	Incidência de Incapacidade Temporária (por 1.000 vínculos)	Taxa de Mortalidade (por 100.000 vínculos)	Taxa de Letalidade (por 1.000 acidentes)	Acidentalidade para a faixa 16 a 34 anos (por 100 acidentes)
1330	21,91	–	18,54	21,91	–	–	69,23
1340	10,51	–	7,88	10,51	–	–	38,89
1351	9,11	0,15	6,03	8,82	–	–	61,29
1352	10,91	–	1,82	10,91	–	–	66,67
1354	21,68	–	14,46	20,65	–	–	61,90
1359	22,44	0,16	17,86	20,70	–	–	64,08
1411	3,38	0,53	1,48	3,07	–	–	43,75
1412	3,61	0,13	1,97	3,12	–	–	46,47
1413	4,93	0,55	1,37	3,83	–	–	72,22
1414	13,88	0,87	7,81	13,88	–	–	31,25
1421	9,84	3,28	3,28	9,84	–	–	–
1422	1,81	–	1,36	1,81	–	–	50,00
1510	30,10	–	19,50	18,23	–	–	50,70
1521	8,99	–	6,54	8,99	–	–	45,45
1529	5,63	–	4,02	4,83	–	–	28,57
1531	9,29	0,13	5,16	9,17	–	–	59,72
1532	8,32	–	4,59	7,32	–	–	68,97
1533	4,63	–	2,82	4,63	–	–	69,57
1539	7,74	–	4,25	6,58	–	–	73,75
1540	3,73	–	1,86	3,46	–	–	85,71
1610	45,57	–	38,27	44,81	25,18	5,52	45,86
1621	40,53	–	34,52	15,01	150,09	37,04	48,15
1622	16,63	–	13,30	16,63	–	–	45,00
1623	29,86	–	29,86	28,44	–	–	52,38
1629	30,37	0,38	19,36	24,67	–	–	58,75
1710	18,43	–	17,60	8,38	–	–	40,91
1721	37,05	–	28,99	37,05	–	–	52,17
1731	32,55	–	20,50	31,95	–	–	66,67
1733	21,61	0,85	16,21	20,19	–	–	47,37
1741	4,86	–	2,43	4,86	–	–	83,33
1742	23,78	–	21,80	20,81	–	–	79,17
1749	26,59	–	14,40	26,59	110,77	41,67	75,00
1811	15,25	–	9,15	14,81	–	–	48,57
1812	21,64	–	7,21	21,64	–	–	41,67
1813	5,69	0,24	3,32	5,45	–	–	33,33
1821	4,63	0,77	3,86	3,86	–	–	66,67
1822	8,77	–	7,67	8,77	–	–	87,50
1921	11,77	–	8,24	3,53	–	–	50,00
1922	25,86	–	20,69	24,57	–	–	50,00
1931	42,31	0,15	37,59	34,70	38,05	8,99	58,09
2012	33,54	–	27,44	32,01	–	–	59,09
2013	30,69	0,22	27,37	17,44	22,08	7,19	54,68
2014	8,89	–	4,45	8,89	–	–	50,00
2019	34,86	–	31,79	33,84	–	–	44,12
2029	13,25	–	4,42	13,25	–	–	66,67
2031	5,01	–	–	5,01	–	–	100,00
2040	44,93	–	41,19	14,98	–	–	25,00
2051	14,31	–	14,31	10,22	–	–	28,57
2061	14,46	–	11,12	14,46	–	–	53,85
2062	10,53	0,35	7,02	10,53	–	–	73,33
2063	16,51	–	11,53	14,93	–	–	69,86
2071	19,38	1,29	12,92	19,38	129,17	66,67	53,33
2073	29,23	–	29,23	21,92	–	–	75,00
2091	4,78	–	4,78	4,78	–	–	–
2092	5,66	–	4,53	5,28	37,75	66,67	33,33
2093	16,24	–	11,60	11,60	–	–	85,71
2099	19,75	–	16,16	14,36	–	–	36,36
2110	16,70	–	8,35	16,70	–	–	50,00
2121	14,45	0,91	10,64	13,38	–	–	55,79
2122	14,60	–	10,16	10,16	–	–	65,22
2123	11,55	–	1,93	11,55	–	–	50,00
2212	19,35	0,39	15,48	17,02	38,69	20,00	56,00
2219	20,84	0,23	13,05	17,40	–	–	47,25
2221	19,27	–	17,89	17,89	–	–	35,71
2222	31,95	0,27	26,63	30,09	–	–	58,33
2223	37,89	–	29,47	21,05	210,49	55,56	33,33
2229	15,55	0,17	12,59	14,76	–	–	59,78
2311	44,10	0,51	39,03	44,10	–	–	73,56
2319	15,55	–	8,48	15,55	–	–	45,45
2320	49,27	11,53	34,87	20,17	28,81	5,85	36,26
2330	15,52	0,61	12,53	14,52	7,68	4,95	55,94
2341	8,64	–	7,83	4,32	–	–	50,00
2342	11,92	–	9,67	10,70	9,38	7,87	43,31
2349	26,56	0,58	14,72	16,46	28,87	10,87	50,00
2391	17,96	–	13,85	17,66	–	–	44,92
2392	33,82	–	31,41	20,53	–	–	41,67
2399	33,76	–	30,41	24,03	–	–	46,85
2411	41,57	7,64	27,96	29,08	18,64	4,48	30,94
2412	16,29	–	13,50	12,57	–	–	51,43
2421	16,44	–	10,96	10,96	547,95	333,33	66,67
2422	10,81	0,52	5,92	6,23	41,56	38,46	45,19
2423	14,37	1,39	10,58	5,40	36,47	25,38	44,16
2424	20,81	1,33	16,38	9,74	–	–	57,45

Capítulo 76 - Minas Gerais

76.2 - Indicadores de acidentes do trabalho, segundo a Classificação Nacional de Atividades Econômicas (CNAE), dos estabelecimentos localizados no estado de Minas Gerais - 2016

(continuação)

CNAE	INDICADORES DE ACIDENTES DO TRABALHO						
	Incidência (por 1.000 vínculos)	Incidência de Doenças Ocupacionais (por 1.000 vínculos)	Incidência de Acidentes Típicos (por 1.000 vínculos)	Incidência de Incapacidade Temporária (por 1.000 vínculos)	Taxa de Mortalidade (por 100.000 vínculos)	Taxa de Letalidade (por 1.000 acidentes)	Acidentalidade para a faixa 16 a 34 anos (por 100 acidentes)
2431	39,95	–	35,08	25,34	–	–	46,34
2441	21,99	–	16,34	17,59	–	–	48,57
2449	20,65	0,76	18,36	13,00	38,25	18,52	59,26
2451	25,75	1,68	22,62	15,45	22,39	8,70	40,00
2452	27,51	0,49	18,17	19,65	–	–	50,00
2511	29,86	0,12	23,36	28,48	12,49	4,18	52,72
2512	13,03	–	10,65	12,30	–	–	56,34
2513	26,13	0,75	19,78	23,14	–	–	64,29
2521	27,43	–	23,10	24,54	–	–	42,11
2522	30,30	–	20,20	30,30	–	–	100,00
2531	29,44	–	19,63	22,90	163,55	55,56	44,44
2532	31,07	–	27,56	28,57	–	–	56,45
2539	14,47	0,35	11,65	13,06	–	–	53,66
2541	18,05	–	12,04	18,05	–	–	–
2542	11,42	0,71	9,04	11,42	–	–	60,42
2543	20,07	–	17,20	17,20	–	–	42,86
2550	27,34	1,82	22,78	24,61	–	–	20,00
2591	40,38	13,46	18,70	27,67	–	–	37,04
2592	21,94	1,08	18,70	17,26	–	–	52,46
2593	18,21	–	16,76	17,49	–	–	52,00
2599	22,48	0,37	18,88	20,74	–	–	57,46
2610	5,21	–	2,43	4,17	34,73	66,67	66,67
2621	10,28	–	2,57	5,78	–	–	68,75
2622	6,71	–	3,97	6,41	–	–	72,73
2631	14,26	–	6,34	12,68	–	–	33,33
2632	16,61	–	12,46	12,46	–	–	75,00
2640	15,24	–	9,70	15,24	–	–	54,55
2651	15,32	–	8,98	13,20	–	–	62,07
2652	14,99	–	14,99	14,99	–	–	50,00
2660	11,11	–	9,72	6,95	–	–	25,00
2710	18,76	0,61	13,01	16,04	–	–	46,77
2722	41,18	7,84	19,61	39,22	–	–	42,86
2731	12,63	–	11,62	9,60	–	–	60,00
2732	46,22	–	23,73	27,48	–	–	54,05
2733	41,01	–	37,24	31,38	–	–	52,04
2740	6,87	–	4,91	6,87	–	–	85,71
2751	28,89	–	18,74	23,43	–	–	54,05
2759	8,32	–	7,63	4,16	–	–	50,00
2790	13,13	0,31	8,75	10,94	–	–	57,14
2812	23,38	–	21,71	23,38	–	–	35,71
2813	–	–	–	–	–	–	–
2815	24,69	–	13,47	24,69	–	–	9,09
2821	45,16	2,26	30,48	41,77	–	–	55,00
2822	33,17	0,87	30,55	31,43	–	–	55,26
2823	22,53	–	18,43	18,43	–	–	45,45
2825	18,55	–	18,55	18,55	–	–	100,00
2829	19,72	0,26	16,64	14,59	–	–	54,55
2832	10,01	–	10,01	10,01	–	–	50,00
2833	106,74	–	96,90	106,03	–	–	67,11
2840	34,57	–	27,05	25,55	–	–	47,83
2852	28,62	–	26,98	22,08	81,76	28,57	45,71
2854	23,23	0,70	17,60	16,19	–	–	54,55
2861	9,05	–	9,05	6,03	–	–	66,67
2862	24,51	1,29	16,77	23,22	–	–	47,37
2864	9,44	–	–	9,44	–	–	–
2869	19,35	0,30	12,70	17,54	–	–	43,75
2910	7,98	0,17	6,03	5,25	–	–	44,76
2920	20,33	1,56	3,13	18,77	–	–	15,38
2930	26,48	0,41	21,10	21,93	41,38	15,63	48,44
2941	16,20	4,54	6,48	14,91	–	–	56,00
2942	22,64	–	18,11	22,64	–	–	60,00
2943	12,36	–	9,89	12,36	–	–	50,00
2944	23,87	0,72	18,09	19,53	–	–	66,67
2945	8,87	–	6,31	8,68	–	–	84,44
2949	26,91	0,82	22,94	21,61	–	–	57,05
2950	12,24	0,68	8,84	12,24	–	–	50,00
3012	34,24	–	34,24	34,24	–	–	50,00
3031	28,62	–	25,04	10,73	–	–	41,67
3041	7,42	1,48	2,97	7,42	–	–	20,00
3042	–	–	–	–	–	–	–
3092	–	–	–	–	–	–	–
3099	21,87	–	21,87	21,87	–	–	–
3101	14,72	0,45	10,77	14,14	4,11	2,79	48,32
3102	20,99	0,51	15,10	16,64	25,60	12,20	65,85
3103	12,39	1,77	6,19	11,50	–	–	50,00
3104	23,41	0,38	16,50	22,26	–	–	44,26
3211	2,51	–	–	2,51	–	–	50,00
3212	3,21	–	1,61	3,21	–	–	50,00
3230	19,19	–	3,84	19,19	–	–	40,00
3240	16,69	–	12,52	8,35	–	–	75,00
3250	11,38	0,33	8,13	11,22	–	–	50,00
3291	13,70	–	6,85	13,70	–	–	50,00
3292	9,31	–	5,82	9,31	–	–	68,75

Capítulo 76 - Minas Gerais

76.2 - Indicadores de acidentes do trabalho, segundo a Classificação Nacional de Atividades Econômicas (CNAE), dos estabelecimentos localizados no estado de Minas Gerais - 2016

(continuação)

CNAE	INDICADORES DE ACIDENTES DO TRABALHO						
	Incidência (por 1.000 vínculos)	Incidência de Doenças Ocupacionais (por 1.000 vínculos)	Incidência de Acidentes Típicos (por 1.000 vínculos)	Incidência de Incapacidade Temporária (por 1.000 vínculos)	Taxa de Mortalidade (por 100.000 vínculos)	Taxa de Letalidade (por 1.000 acidentes)	Acidentalidade para a faixa 16 a 34 anos (por 100 acidentes)
3299	5,97	0,27	4,61	6,24	–	–	63,64
3311	4,50	2,25	2,25	2,25	–	–	50,00
3312	16,65	–	9,99	13,32	–	–	73,33
3313	12,41	–	10,42	10,92	–	–	52,00
3314	9,79	0,11	7,47	8,31	–	–	58,06
3315	14,59	–	14,59	14,59	–	–	50,00
3316	22,24	–	19,06	22,24	–	–	61,90
3319	9,05	–	7,76	5,17	–	–	71,43
3321	7,85	–	4,25	7,20	–	–	45,83
3329	9,67	–	8,06	9,67	–	–	16,67
3511	18,82	–	13,64	16,64	81,84	43,48	34,78
3514	12,01	0,15	9,19	9,64	–	–	24,69
3520	24,95	–	19,96	19,96	–	–	20,00
3530	9,84	–	9,84	9,84	–	–	100,00
3600	27,01	–	20,58	25,98	–	–	30,95
3702	1,96	–	–	1,96	–	–	100,00
3811	36,63	0,37	32,60	28,21	18,32	5,00	63,00
3812	27,62	–	27,62	15,78	–	–	28,57
3821	35,87	–	27,59	31,73	–	–	34,62
3822	56,49	–	49,85	39,88	–	–	32,35
3831	13,82	–	11,94	8,80	–	–	50,00
3832	21,35	1,19	13,05	16,61	–	–	44,44
3839	15,57	–	14,60	13,63	97,32	62,50	50,00
4110	16,07	0,10	12,55	15,77	14,88	9,26	49,38
4120	10,96	0,19	8,49	10,19	10,15	9,26	42,09
4211	16,54	0,35	13,09	13,43	12,96	7,83	44,91
4212	17,46	–	15,08	14,74	–	–	62,14
4213	12,31	–	10,04	11,50	–	–	39,47
4221	20,12	0,26	15,05	15,32	21,12	10,50	49,61
4222	16,19	0,26	13,10	15,16	51,39	31,75	33,33
4292	8,87	0,07	5,92	5,77	28,17	31,75	51,59
4299	13,11	0,52	9,60	11,36	30,98	23,62	38,58
4311	–	–	–	–	–	–	–
4312	10,88	0,38	9,38	7,88	–	–	51,72
4313	17,46	0,09	14,37	15,09	9,09	5,21	52,08
4319	4,86	–	4,86	4,86	–	–	33,33
4321	9,49	0,08	6,33	7,31	–	–	59,52
4322	10,54	–	6,72	10,00	–	–	62,07
4329	13,04	0,64	8,58	8,43	–	–	64,63
4330	6,24	0,08	4,44	5,64	–	–	57,83
4391	19,51	–	16,64	18,94	–	–	38,24
4399	12,25	0,18	9,62	11,35	27,23	22,22	47,41
4511	8,24	–	5,58	7,54	–	–	67,20
4512	18,92	–	3,15	18,92	–	–	58,33
4520	6,92	0,16	4,63	6,64	3,95	5,71	59,43
4530	7,41	0,15	4,86	7,15	6,43	8,67	61,27
4541	7,51	0,14	3,14	6,96	–	–	76,36
4543	13,64	–	3,41	13,64	–	–	50,00
4611	10,73	–	10,73	5,37	536,67	500,00	50,00
4612	–	–	–	–	–	–	–
4613	–	–	–	–	–	–	–
4614	10,45	–	10,45	10,45	–	–	50,00
4616	2,82	–	–	2,82	282,35	1.000,00	–
4617	11,91	–	3,97	11,91	–	–	66,67
4618	1,40	–	1,40	1,40	–	–	–
4619	3,97	–	1,99	3,97	–	–	66,67
4621	34,51	–	26,39	33,83	22,55	6,54	58,82
4622	15,37	–	5,12	10,25	–	–	66,67
4623	10,02	–	7,16	9,45	–	–	54,29
4631	11,71	–	7,03	10,15	39,04	33,33	66,67
4632	8,59	–	5,56	8,59	–	–	47,06
4633	9,40	0,12	6,87	9,40	24,10	25,64	55,13
4634	12,93	0,30	9,32	12,63	60,12	46,51	44,19
4635	28,50	0,21	19,73	22,99	7,07	2,48	62,53
4636	7,53	–	3,76	7,53	–	–	50,00
4637	10,38	0,42	6,43	9,75	–	–	48,00
4639	10,24	0,21	6,17	9,96	7,01	6,85	59,59
4641	4,81	0,32	2,25	4,81	–	–	60,00
4642	5,42	–	3,97	5,42	–	–	66,67
4643	6,69	–	4,46	6,69	–	–	100,00
4644	8,39	0,16	5,23	8,24	15,84	18,87	67,92
4645	7,56	–	4,07	6,69	–	–	53,85
4646	11,10	–	4,99	10,20	–	–	55,10
4647	4,92	–	2,46	4,92	49,23	100,00	80,00
4649	6,26	–	4,25	6,26	–	–	60,71
4651	6,21	–	1,86	6,21	–	–	80,00
4652	–	–	–	–	–	–	–
4661	13,43	–	10,23	12,47	–	–	64,29
4662	9,96	0,45	6,34	5,43	–	–	63,64
4663	7,48	–	3,74	6,41	53,44	71,43	64,29
4664	7,83	–	5,87	7,83	–	–	75,00
4665	5,57	–	1,86	5,57	–	–	66,67
4669	10,03	–	9,44	7,08	–	–	47,06

Capítulo 76 - Minas Gerais

76.2 - Indicadores de acidentes do trabalho, segundo a Classificação Nacional de Atividades Econômicas (CNAE), dos estabelecimentos localizados no estado de Minas Gerais - 2016

(continuação)

CNAE	INDICADORES DE ACIDENTES DO TRABALHO						
	Incidência (por 1.000 vínculos)	Incidência de Doenças Ocupacionais (por 1.000 vínculos)	Incidência de Acidentes Típicos (por 1.000 vínculos)	Incidência de Incapacidade Temporária (por 1.000 vínculos)	Taxa de Mortalidade (por 100.000 vínculos)	Taxa de Letalidade (por 1.000 acidentes)	Acidentalidade para a faixa 16 a 34 anos (por 100 acidentes)
4671	16,11	–	12,08	14,10	–	–	29,17
4672	5,62	–	3,62	5,62	–	–	57,14
4673	6,76	–	4,16	6,76	–	–	46,15
4674	9,20	–	3,07	9,20	153,34	166,67	16,67
4679	17,37	0,22	14,03	17,15	–	–	47,44
4681	9,62	–	7,31	9,24	–	–	48,00
4682	27,79	–	20,71	25,07	–	–	54,90
4683	14,56	–	11,95	13,44	–	–	64,10
4684	12,69	–	8,46	10,57	–	–	50,00
4685	24,32	–	20,27	22,30	101,34	41,67	45,83
4686	5,39	–	3,24	5,39	–	–	50,00
4687	19,04	0,24	15,91	17,60	24,11	12,66	39,24
4689	5,45	–	2,92	4,78	–	–	51,22
4691	11,76	0,42	9,10	11,48	–	–	61,90
4692	10,38	–	3,11	11,42	–	–	50,00
4693	10,44	0,08	7,09	10,27	–	–	60,16
4711	13,60	0,12	10,07	12,90	2,89	2,12	64,05
4712	3,36	0,05	2,04	3,28	5,37	16,00	63,20
4713	6,72	0,10	4,07	6,92	–	–	54,55
4721	4,12	0,06	2,82	4,00	2,96	7,19	56,83
4722	6,00	–	4,48	5,93	–	–	69,62
4723	6,42	0,15	4,48	6,12	–	–	65,12
4724	3,76	0,20	1,88	3,56	–	–	57,89
4729	4,28	0,10	3,13	4,07	–	–	80,49
4731	4,61	0,02	2,58	4,46	4,95	10,75	61,83
4732	9,93	–	4,51	9,93	–	–	63,64
4741	4,16	–	2,34	3,90	25,97	62,50	81,25
4742	4,36	–	2,18	4,18	–	–	66,67
4743	14,90	0,19	10,94	14,71	–	–	68,35
4744	6,92	0,03	5,22	6,70	7,63	11,01	49,34
4751	4,00	0,10	0,92	3,89	–	–	76,92
4752	3,09	0,13	0,94	2,96	–	–	86,96
4753	8,71	0,21	5,13	8,71	–	–	63,10
4754	3,10	0,10	1,53	3,10	5,09	16,39	54,10
4755	1,96	–	0,73	1,96	–	–	59,26
4756	–	–	–	–	–	–	–
4757	6,11	–	3,05	5,34	–	–	68,75
4759	6,13	0,43	3,85	5,84	–	–	65,12
4761	1,91	0,17	0,87	1,83	–	–	86,36
4762	7,97	–	1,99	7,97	–	–	75,00
4763	4,02	0,14	1,72	4,02	–	–	71,43
4771	4,66	0,02	2,82	4,14	3,59	7,69	67,69
4772	2,05	–	1,02	1,64	–	–	65,00
4773	2,14	–	1,07	2,14	–	–	100,00
4774	1,63	–	0,49	1,63	–	–	60,00
4781	2,02	0,06	1,05	1,93	–	–	70,07
4782	2,58	0,05	1,63	2,53	4,95	19,23	73,08
4783	0,92	–	0,31	0,92	–	–	66,67
4784	9,87	–	8,26	9,15	–	–	60,00
4785	3,47	–	–	3,47	–	–	–
4789	4,44	0,12	2,45	4,18	2,88	6,49	61,04
4911	12,68	1,10	8,27	5,38	13,79	10,87	56,52
4912	20,00	–	16,52	19,13	–	–	8,70
4921	9,24	0,93	4,31	8,59	6,98	7,56	32,75
4922	12,57	1,35	7,31	11,45	–	–	33,70
4923	2,04	–	0,68	1,36	–	–	66,67
4924	2,59	–	2,07	2,59	–	–	40,00
4929	7,42	0,11	3,33	6,13	21,50	28,99	27,54
4930	14,72	0,14	10,64	13,44	47,88	32,54	45,55
5111	12,23	–	4,80	12,23	–	–	53,57
5112	–	–	–	–	–	–	–
5211	21,28	0,13	17,18	17,58	26,43	12,42	54,66
5212	17,61	0,23	10,19	12,74	23,17	13,16	51,32
5221	26,10	1,27	21,64	25,14	–	–	56,10
5222	18,55	–	9,28	18,55	463,86	250,00	–
5223	12,26	0,38	9,06	11,51	18,87	15,38	72,31
5229	13,58	–	7,57	12,24	–	–	44,26
5232	6,93	–	6,93	6,93	–	–	100,00
5240	28,87	8,91	16,13	21,22	–	–	48,53
5250	16,67	0,98	6,87	14,38	32,69	19,61	74,51
5310	71,66	1,99	63,40	50,78	7,38	1,03	32,44
5320	16,56	0,29	9,88	15,39	29,05	17,54	57,89
5510	6,56	0,30	4,70	5,46	–	–	39,09
5590	4,12	0,46	1,83	4,12	–	–	44,44
5611	5,30	0,12	3,60	5,11	5,74	10,82	58,42
5612	2,51	–	2,51	2,51	–	–	100,00
5620	15,14	0,20	10,41	12,80	–	–	33,22
5811	10,43	–	7,45	8,94	–	–	57,14
5812	1,61	–	1,61	1,61	–	–	–
5813	9,50	–	4,75	9,50	–	–	50,00
5819	–	–	–	–	–	–	–
5821	–	–	–	–	–	–	–
5822	12,24	–	6,12	12,24	–	–	23,08

Capítulo 76 - Minas Gerais

76.2 - Indicadores de acidentes do trabalho, segundo a Classificação Nacional de Atividades Econômicas (CNAE), dos estabelecimentos localizados no estado de Minas Gerais - 2016

(continuação)

CNAE	INDICADORES DE ACIDENTES DO TRABALHO						
	Incidência (por 1.000 vínculos)	Incidência de Doenças Ocupacionais (por 1.000 vínculos)	Incidência de Acidentes Típicos (por 1.000 vínculos)	Incidência de Incapacidade Temporária (por 1.000 vínculos)	Taxa de Mortalidade (por 100.000 vínculos)	Taxa de Letalidade (por 1.000 acidentes)	Acidentalidade para a faixa 16 a 34 anos (por 100 acidentes)
5829	2,91	–	1,45	2,91	–	–	100,00
5911	2,77	–	2,77	2,77	–	–	–
5912	–	–	–	–	–	–	–
5914	0,83	–	0,83	0,83	–	–	100,00
5920	–	–	–	–	–	–	–
6010	6,38	–	0,27	6,11	–	–	41,67
6021	4,89	–	3,14	4,54	–	–	35,71
6022	–	–	–	–	–	–	–
6110	9,11	–	6,22	8,24	–	–	55,56
6120	7,83	0,26	4,18	7,83	–	–	53,33
6130	–	–	–	–	–	–	–
6141	25,88	–	24,16	24,16	–	–	46,67
6190	10,45	–	6,90	10,25	–	–	83,02
6201	4,45	–	0,58	4,06	–	–	65,22
6202	2,42	–	0,54	2,15	–	–	55,56
6203	3,82	–	0,51	3,82	–	–	73,33
6204	2,94	–	1,03	2,64	–	–	60,00
6209	3,40	–	1,26	2,65	–	–	55,56
6311	4,16	–	2,43	4,16	–	–	16,67
6319	3,64	–	–	3,64	–	–	100,00
6391	–	–	–	–	–	–	–
6399	5,24	–	1,31	6,55	131,03	250,00	100,00
6421	5,02	0,29	3,73	2,29	–	–	17,14
6422	9,98	5,22	1,54	10,03	–	–	30,85
6423	3,48	0,20	1,95	3,48	–	–	23,53
6424	3,04	0,10	1,01	2,84	10,14	33,33	50,00
6431	1,86	–	1,86	1,86	–	–	100,00
6433	2,98	–	–	2,98	–	–	–
6436	–	–	–	–	–	–	–
6462	8,15	0,68	5,09	7,13	–	–	54,17
6463	9,07	–	9,07	9,07	–	–	50,00
6491	–	–	–	–	–	–	–
6493	–	–	–	–	–	–	–
6499	–	–	–	–	–	–	–
6511	6,48	–	1,62	6,48	–	–	75,00
6512	3,57	–	–	1,19	–	–	33,33
6541	16,56	–	2,37	4,73	–	–	71,43
6550	12,29	–	7,20	7,94	–	–	56,57
6612	1,81	–	–	1,81	–	–	–
6613	2,41	–	–	2,41	–	–	100,00
6619	3,24	–	1,62	3,24	–	–	100,00
6621	–	–	–	–	–	–	–
6622	1,96	–	0,84	1,96	–	–	42,86
6629	–	–	–	–	–	–	–
6630	3,83	–	3,06	3,83	–	–	40,00
6810	8,48	0,17	7,15	8,15	–	–	39,22
6821	3,10	0,21	1,44	3,10	–	–	66,67
6822	5,73	–	4,22	5,42	–	–	63,16
6911	1,18	–	0,59	1,18	–	–	66,67
6912	4,51	–	2,26	4,51	–	–	83,33
6920	3,25	–	1,10	3,16	6,13	18,87	59,43
7020	6,35	–	1,83	5,92	–	–	61,02
7111	3,90	–	3,90	2,93	–	–	50,00
7112	8,45	0,09	6,22	7,57	4,64	5,49	53,30
7119	4,95	–	2,48	4,21	–	–	60,00
7120	6,51	–	4,00	5,50	–	–	84,62
7210	13,65	–	9,70	12,22	35,93	26,32	21,05
7220	5,26	–	3,16	5,26	–	–	60,00
7311	3,32	–	0,66	3,32	–	–	40,00
7312	6,92	–	4,61	6,92	–	–	66,67
7319	7,53	–	1,51	7,53	–	–	82,86
7320	8,04	–	–	8,04	–	–	100,00
7410	5,63	–	5,63	5,63	–	–	–
7420	3,54	–	1,77	3,54	–	–	50,00
7490	4,96	–	2,48	3,80	–	–	36,67
7500	2,81	–	1,87	2,81	–	–	66,67
7711	5,82	–	2,76	5,67	–	–	34,21
7719	8,25	–	5,50	6,87	–	–	83,33
7721	5,33	–	2,67	5,33	–	–	–
7722	–	–	–	–	–	–	–
7723	2,66	–	2,13	2,66	–	–	–
7729	6,04	0,67	2,68	5,37	–	–	55,56
7731	10,15	–	8,31	9,23	–	–	54,55
7732	12,94	0,13	9,37	10,96	–	–	58,16
7733	6,37	–	2,12	6,37	–	–	66,67
7739	12,48	0,48	8,16	11,52	32,00	25,64	50,00
7740	4,83	–	4,83	4,83	–	–	100,00
7810	8,03	–	3,44	7,27	–	–	66,67
7820	7,87	0,10	2,09	7,37	–	–	58,23
7830	6,04	0,21	1,56	5,40	–	–	36,47
7911	1,91	0,27	0,55	1,91	–	–	28,57
7990	4,78	–	–	4,78	–	–	100,00
8011	7,21	0,04	1,68	6,78	10,70	14,85	42,08

Capítulo 76 - Minas Gerais

76.2 - Indicadores de acidentes do trabalho, segundo a Classificação Nacional de Atividades Econômicas (CNAE), dos estabelecimentos localizados no estado de Minas Gerais - 2016

(conclusão)

CNAE	INDICADORES DE ACIDENTES DO TRABALHO						
	Incidência (por 1.000 vínculos)	Incidência de Doenças Ocupacionais (por 1.000 vínculos)	Incidência de Acidentes Típicos (por 1.000 vínculos)	Incidência de Incapacidade Temporária (por 1.000 vínculos)	Taxa de Mortalidade (por 100.000 vínculos)	Taxa de Letalidade (por 1.000 acidentes)	Acidentalidade para a faixa 16 a 34 anos (por 100 acidentes)
8012	20,13	4,00	7,06	14,83	35,31	17,54	35,67
8020	18,22	–	14,77	17,73	24,62	13,51	68,92
8111	5,98	0,12	1,50	5,86	12,47	20,83	54,17
8112	6,38	0,17	4,36	5,69	2,38	3,73	31,34
8121	7,61	0,15	2,73	6,85	6,56	8,62	26,44
8122	8,84	–	4,02	7,23	–	–	81,82
8129	19,02	0,29	15,22	16,39	–	–	46,15
8130	14,76	–	11,36	13,25	–	–	43,59
8211	6,78	0,13	2,32	5,81	2,61	3,85	42,69
8219	5,33	–	2,77	4,99	11,09	20,83	62,50
8220	8,24	0,51	2,41	7,51	–	–	80,59
8230	6,98	–	6,21	6,72	–	–	44,44
8291	3,67	–	0,85	3,24	14,10	38,46	69,23
8292	8,70	–	2,17	8,70	–	–	75,00
8299	7,25	0,07	3,74	5,80	3,37	4,65	52,56
8411	4,64	0,06	3,13	3,71	1,10	2,37	28,29
8412	6,29	–	2,52	6,29	–	–	20,00
8423	6,17	–	5,76	2,47	–	–	26,67
8424	5,20	–	1,73	4,05	–	–	22,22
8430	–	–	–	–	–	–	–
8511	21,24	–	1,88	20,56	–	–	28,48
8512	1,90	0,06	1,01	1,96	–	–	33,33
8513	4,27	–	3,18	3,67	–	–	35,09
8520	2,28	–	1,45	2,13	–	–	33,33
8531	6,37	0,04	4,62	5,27	–	–	29,30
8532	7,18	0,04	5,90	5,00	–	–	47,02
8533	13,79	0,66	7,88	9,19	–	–	33,33
8541	2,42	–	1,93	2,42	–	–	20,00
8542	44,30	–	17,72	44,30	–	–	30,00
8550	8,70	0,14	6,08	8,21	–	–	26,83
8591	3,18	–	1,06	3,18	–	–	33,33
8592	–	–	–	–	–	–	–
8593	0,94	0,13	0,27	0,94	–	–	100,00
8599	5,17	0,03	3,40	5,05	–	–	42,35
8610	53,60	0,42	42,85	20,63	4,65	0,87	48,94
8621	46,46	–	28,09	32,41	–	–	60,47
8622	–	–	–	–	–	–	–
8630	8,94	–	7,39	4,30	–	–	49,73
8640	19,46	0,11	13,92	11,63	–	–	62,09
8650	3,19	0,08	2,00	1,52	–	–	50,00
8660	88,98	–	78,39	33,08	–	–	51,30
8690	15,96	–	12,92	8,71	14,51	9,09	48,18
8711	6,98	–	5,08	6,27	–	–	27,12
8712	6,23	–	2,49	4,98	–	–	80,00
8720	2,55	–	0,85	2,55	–	–	66,67
8730	10,36	–	8,60	9,48	22,05	21,28	40,43
8800	8,73	–	5,88	7,22	–	–	44,23
9001	5,63	–	5,63	5,06	–	–	30,00
9003	6,35	–	6,35	6,35	–	–	100,00
9102	3,97	–	3,97	3,97	–	–	–
9103	12,94	–	12,94	12,94	–	–	–
9311	16,22	–	5,41	16,22	–	–	83,33
9312	9,33	–	5,99	8,99	–	–	30,28
9313	1,70	–	0,80	1,50	–	–	70,59
9319	5,23	1,05	3,14	5,23	–	–	40,00
9321	8,28	–	6,21	6,21	–	–	100,00
9329	2,70	0,39	1,93	2,32	–	–	42,86
9411	7,45	–	4,96	6,38	–	–	47,62
9412	5,59	–	2,15	5,16	–	–	38,46
9420	3,33	0,42	1,66	3,33	–	–	54,17
9430	7,51	0,18	5,00	6,37	2,20	2,93	37,83
9491	4,71	–	3,81	4,43	–	–	22,06
9492	22,38	–	1,86	22,38	–	–	41,67
9493	1,58	–	1,58	1,58	–	–	–
9499	7,05	0,13	4,03	5,80	12,60	17,86	46,43
9511	4,20	–	1,96	4,20	–	–	60,00
9512	14,76	–	9,49	13,71	–	–	78,57
9521	3,64	–	2,28	3,19	–	–	50,00
9529	3,13	–	3,13	3,13	–	–	83,33
9601	15,20	–	11,51	13,59	–	–	50,00
9602	2,83	0,30	1,49	2,68	–	–	52,63
9603	7,92	–	4,70	5,94	–	–	56,25
9609	1,70	0,12	0,85	1,57	–	–	78,57
9700	12,45	–	12,45	12,45	–	–	12,50
Outros (1)	29,38	–	15,90	27,65	–	–	40,00

Fonte: DATAPREV, CAT, SUB, CNIS.

Notas: 1. Os dados são preliminares, estando sujeitos a correções.
2. As atividades econômicas que apresentam valores zerados para os indicadores são aquelas onde não ocorreram acidentes no período.

(1) Englobam as atividades que possuíam número médio de vínculos no ano menor que 100.

Capítulo 77 - Espírito Santo

77.1 - Indicadores de acidentes do trabalho, segundo a Classificação Nacional de Atividades Econômicas (CNAE), dos estabelecimentos localizados no estado do Espírito Santo - 2015

(continua)

CNAE	INDICADORES DE ACIDENTES DO TRABALHO						
	Incidência (por 1.000 vínculos)	Incidência de Doenças Ocupacionais (por 1.000 vínculos)	Incidência de Acidentes Típicos (por 1.000 vínculos)	Incidência de Incapacidade Temporária (por 1.000 vínculos)	Taxa de Mortalidade (por 100.000 vínculos)	Taxa de Letalidade (por 1.000 acidentes)	Acidentalidade para a faixa 16 a 34 anos (por 100 acidentes)
TOTAL	**15,16**	**0,22**	**10,77**	**11,87**	**9,32**	**6,15**	**52,60**
0111	4,78	–	3,19	4,78	–	–	33,33
0113	15,35	0,37	14,25	14,25	36,54	23,81	33,33
0116	–	–	–	–	–	–	–
0121	4,78	–	–	4,78	–	–	20,00
0122	5,54	–	5,54	5,54	–	–	100,00
0133	23,17	–	19,40	22,09	107,76	46,51	39,53
0134	3,45	–	2,92	3,59	13,28	38,46	50,00
0135	4,98	–	4,98	4,98	–	–	–
0139	13,54	–	12,69	12,69	–	–	50,00
0151	3,78	–	3,33	3,55	–	–	35,29
0152	19,39	–	9,69	19,39	–	–	50,00
0154	24,25	–	21,22	24,25	–	–	75,00
0155	6,65	–	5,11	5,63	–	–	53,85
0161	2,03	–	2,03	1,82	–	–	30,00
0162	–	–	–	–	–	–	–
0210	18,12	1,07	11,72	14,92	–	–	41,18
0220	–	–	–	–	–	–	–
0230	17,43	–	14,02	4,92	113,65	65,22	36,96
0311	–	–	–	–	–	–	–
0322	7,98	–	–	7,98	–	–	100,00
0600	20,66	0,42	17,29	5,90	–	–	36,73
0710	24,57	–	22,64	6,07	–	–	53,93
0810	23,69	0,17	18,31	22,34	50,40	21,28	48,94
0899	19,26	–	15,41	19,26	–	–	30,00
0910	132,62	3,58	118,28	89,61	1.433,69	108,11	58,11
1011	66,83	–	62,99	67,21	–	–	67,24
1012	55,81	0,92	45,38	55,19	30,66	5,49	65,93
1013	13,56	–	13,56	13,56	–	–	33,33
1020	62,53	–	57,72	62,53	–	–	53,85
1031	8,94	–	6,71	8,94	–	–	75,00
1033	11,62	–	7,15	5,36	–	–	76,92
1051	11,21	–	11,21	11,21	–	–	33,33
1052	24,72	–	18,25	23,54	–	–	54,76
1053	7,50	1,87	5,62	7,50	–	–	50,00
1062	17,13	–	14,99	17,13	–	–	87,50
1063	9,37	–	9,37	9,37	–	–	–
1066	20,86	0,99	17,88	17,88	99,35	47,62	61,90
1069	5,60	–	–	5,60	–	–	–
1071	47,10	–	44,96	38,54	–	–	54,55
1081	1,95	–	1,95	1,95	–	–	–
1082	35,44	–	27,26	38,16	–	–	53,85
1091	5,42	–	4,21	5,42	–	–	66,67
1092	8,84	–	8,84	8,84	–	–	50,00
1093	18,38	4,13	11,49	7,81	–	–	57,50
1094	21,47	1,53	15,33	21,47	–	–	57,14
1095	–	–	–	–	–	–	–
1096	8,65	–	8,65	8,65	–	–	66,67
1099	5,13	–	5,13	2,57	–	–	50,00
1111	17,32	–	–	17,32	–	–	33,33
1121	3,55	–	3,55	3,55	–	–	100,00
1122	18,90	–	15,57	16,68	–	–	76,47
1314	10,30	–	–	10,30	–	–	50,00
1340	3,58	–	3,58	3,58	–	–	100,00
1351	24,00	–	16,00	24,00	–	–	33,33
1359	17,66	–	17,66	17,66	–	–	100,00
1411	5,81	1,45	1,45	5,81	–	–	25,00
1412	4,11	0,09	2,53	4,11	8,74	21,28	46,81
1413	4,93	–	3,29	3,29	–	–	–
1414	14,99	–	6,00	14,99	–	–	60,00
1510	70,82	–	70,82	70,82	–	–	33,33
1529	8,77	–	4,38	8,77	–	–	50,00
1531	1,58	–	1,58	1,58	–	–	–
1539	12,94	–	6,47	12,94	–	–	80,00
1540	6,19	–	3,10	6,19	–	–	50,00
1610	21,27	–	18,44	21,27	–	–	30,00
1622	20,90	0,87	19,16	20,90	87,07	41,67	33,33
1623	33,71	–	29,50	33,71	–	–	70,83
1629	32,99	–	26,39	32,99	–	–	40,00
1710	90,70	1,62	85,84	17,82	–	–	55,36
1721	40,70	–	33,92	40,70	–	–	50,00
1731	23,95	–	15,97	23,95	–	–	33,33
1733	29,54	–	29,54	29,54	–	–	80,00
1741	22,76	–	17,07	17,07	–	–	75,00
1812	17,98	–	6,54	16,34	–	–	27,27
1813	6,03	–	4,31	6,03	–	–	71,43
1822	8,85	–	8,85	8,85	–	–	100,00
1910	6,87	–	6,87	–	–	–	50,00
1931	46,29	–	44,51	43,32	59,35	12,82	47,44
2013	82,98	–	77,95	70,41	–	–	39,39
2019	26,90	–	22,41	17,93	–	–	33,33

Capítulo 77 - Espírito Santo

77.1 - Indicadores de acidentes do trabalho, segundo a Classificação Nacional de Atividades Econômicas (CNAE), dos estabelecimentos localizados no estado do Espírito Santo - 2015

(continuação)

CNAE	INDICADORES DE ACIDENTES DO TRABALHO						
	Incidência (por 1.000 vínculos)	Incidência de Doenças Ocupacionais (por 1.000 vínculos)	Incidência de Acidentes Típicos (por 1.000 vínculos)	Incidência de Incapacidade Temporária (por 1.000 vínculos)	Taxa de Mortalidade (por 100.000 vínculos)	Taxa de Letalidade (por 1.000 acidentes)	Acidentalidade para a faixa 16 a 34 anos (por 100 acidentes)
2032	43,96	–	36,63	43,96	–	–	50,00
2063	10,54	–	8,79	10,54	–	–	66,67
2071	12,81	–	12,81	12,81	–	–	75,00
2099	24,48	–	19,58	14,69	489,60	200,00	80,00
2121	43,42	–	43,42	27,14	–	–	37,50
2212	25,32	–	21,94	21,94	–	–	60,00
2219	50,49	–	39,27	28,05	–	–	55,56
2222	35,19	–	31,99	35,19	–	–	72,73
2229	18,28	0,37	13,53	11,70	–	–	58,00
2319	37,37	–	31,39	37,37	–	–	80,00
2320	31,35	–	28,62	27,26	–	–	47,83
2330	19,96	–	18,17	19,24	71,27	35,71	62,50
2342	24,66	–	21,08	19,30	35,74	14,49	53,62
2349	13,96	3,49	10,47	12,21	–	–	50,00
2391	29,29	0,19	23,33	28,71	25,92	8,85	59,07
2399	24,85	–	23,19	22,36	–	–	50,00
2411	40,63	–	40,63	29,35	–	–	38,89
2422	7,74	0,18	6,81	2,03	18,42	23,81	42,86
2423	79,47	–	62,44	34,06	–	–	35,71
2431	41,91	–	38,26	40,09	–	–	82,61
2441	60,09	–	53,02	60,09	–	–	70,59
2511	40,71	0,40	33,85	39,50	–	–	66,34
2512	14,65	–	12,93	14,65	–	–	70,59
2513	30,38	1,90	28,48	30,38	–	–	56,25
2532	45,32	–	35,78	35,78	–	–	47,37
2539	19,18	0,91	14,61	18,27	–	–	90,48
2542	6,51	–	4,34	6,51	–	–	33,33
2599	39,28	0,89	33,92	37,49	–	–	72,73
2651	17,07	–	5,69	11,38	–	–	100,00
2710	19,04	1,52	13,33	17,90	38,08	20,00	80,00
2731	25,92	25,92	–	17,28	–	–	66,67
2733	55,06	9,72	42,11	45,34	–	–	52,94
2812	35,48	–	26,61	35,48	–	–	25,00
2822	21,98	–	16,48	21,98	–	–	75,00
2829	18,18	1,07	13,90	10,69	–	–	70,59
2833	25,36	–	19,02	25,36	–	–	50,00
2840	7,06	–	7,06	7,06	–	–	100,00
2852	6,38	–	6,38	6,38	–	–	–
2861	38,92	–	38,92	32,43	–	–	50,00
2869	29,89	2,13	19,21	17,08	–	–	78,57
2920	77,03	–	77,03	51,36	–	–	77,78
2930	31,97	–	28,77	31,97	–	–	50,00
2950	3,52	–	–	3,52	–	–	100,00
3011	60,39	0,53	56,65	36,88	–	–	61,95
3032	46,20	–	33,00	46,20	–	–	57,14
3101	22,36	–	19,24	20,71	–	–	59,02
3102	36,76	–	33,08	33,08	–	–	80,00
3103	–	–	–	–	–	–	–
3104	29,25	–	29,25	29,25	–	–	75,00
3250	5,63	–	2,81	5,63	–	–	50,00
3291	16,61	–	8,30	16,61	–	–	–
3299	–	–	–	–	–	–	–
3311	–	–	–	–	–	–	–
3312	1,91	–	0,95	1,91	–	–	100,00
3313	8,48	–	2,83	5,65	–	–	100,00
3314	11,93	0,16	7,58	7,90	–	–	64,86
3317	72,62	–	66,57	60,51	–	–	33,33
3319	40,87	–	40,87	16,35	–	–	60,00
3321	7,77	–	5,83	6,80	–	–	50,00
3329	18,64	–	18,64	18,64	–	–	100,00
3511	11,62	–	5,81	11,62	–	–	100,00
3514	22,80	–	22,02	7,08	78,64	34,48	37,93
3520	–	–	–	–	–	–	–
3600	18,38	–	11,95	12,41	–	–	37,50
3701	21,37	–	16,03	21,37	–	–	75,00
3702	29,35	–	24,17	29,35	–	–	88,24
3811	60,98	0,30	54,70	52,01	–	–	75,49
3821	88,06	–	66,71	72,05	–	–	75,76
3822	145,91	–	138,13	75,88	–	–	80,00
3831	59,32	–	42,85	56,03	–	–	44,44
3832	11,82	–	11,82	11,82	–	–	100,00
3839	51,28	–	44,87	51,28	1.282,05	250,00	75,00
4110	26,82	0,64	22,99	25,97	–	–	44,44
4120	18,02	0,48	14,31	17,06	17,96	9,97	39,53
4211	14,53	0,35	11,90	12,43	17,50	12,05	36,14
4212	32,54	–	19,89	30,74	–	–	50,00
4213	18,38	–	9,19	15,55	–	–	46,15
4221	23,14	–	15,70	21,07	41,32	17,86	58,93
4222	18,51	–	15,15	16,83	–	–	50,00
4291	37,93	5,06	30,35	30,35	–	–	26,67
4292	14,75	–	10,90	8,34	–	–	50,00

Capítulo 77 - Espírito Santo

77.1 - Indicadores de acidentes do trabalho, segundo a Classificação Nacional de Atividades Econômicas (CNAE), dos estabelecimentos localizados no estado do Espírito Santo - 2015

(continuação)

CNAE	INDICADORES DE ACIDENTES DO TRABALHO						
	Incidência (por 1.000 vínculos)	Incidência de Doenças Ocupacionais (por 1.000 vínculos)	Incidência de Acidentes Típicos (por 1.000 vínculos)	Incidência de Incapacidade Temporária (por 1.000 vínculos)	Taxa de Mortalidade (por 100.000 vínculos)	Taxa de Letalidade (por 1.000 acidentes)	Acidentalidade para a faixa 16 a 34 anos (por 100 acidentes)
4299	16,16	0,85	12,76	15,31	–	–	52,63
4311	7,76	–	5,17	7,76	–	–	66,67
4313	13,89	–	10,58	11,91	–	–	19,05
4321	31,61	–	21,94	19,34	–	–	55,29
4322	12,78	–	8,52	11,36	–	–	72,22
4329	17,54	–	10,02	15,03	–	–	38,10
4330	5,88	–	4,48	5,60	–	–	38,10
4391	29,00	–	29,00	29,00	–	–	54,55
4399	13,71	0,20	9,99	9,21	39,18	28,57	52,86
4511	8,99	0,17	6,28	8,65	16,97	18,87	67,92
4520	11,49	–	8,78	11,33	–	–	55,56
4530	9,85	0,21	6,47	9,03	–	–	75,00
4541	10,74	0,49	3,90	10,25	–	–	81,82
4543	–	–	–	–	–	–	–
4617	6,82	–	6,82	6,82	–	–	100,00
4619	3,04	–	3,04	3,04	–	–	–
4621	11,34	–	7,85	11,34	–	–	53,85
4623	–	–	–	–	–	–	–
4631	15,82	–	11,87	15,82	–	–	100,00
4632	12,51	–	12,51	12,51	–	–	83,33
4633	11,47	–	5,93	10,68	–	–	58,62
4634	8,15	–	6,11	9,17	–	–	37,50
4635	27,75	–	18,36	25,30	40,81	14,71	70,59
4637	13,68	–	7,30	9,12	–	–	86,67
4639	17,52	–	12,61	17,22	–	–	61,40
4641	18,75	–	14,06	10,94	–	–	66,67
4642	8,22	–	6,17	4,11	–	–	75,00
4643	3,41	–	–	3,41	–	–	100,00
4644	3,97	–	3,97	3,97	–	–	80,00
4645	3,05	–	3,05	1,53	–	–	50,00
4646	5,29	–	2,11	5,29	–	–	60,00
4647	6,86	–	3,43	6,86	–	–	100,00
4649	9,68	–	5,96	9,68	–	–	69,23
4651	7,68	2,56	2,56	5,12	–	–	66,67
4652	25,37	–	16,91	25,37	–	–	66,67
4661	34,99	–	32,07	34,99	–	–	41,67
4662	33,89	–	25,42	33,89	–	–	33,33
4663	8,78	–	8,78	7,32	–	–	33,33
4664	2,97	–	2,97	2,97	–	–	–
4665	3,19	–	3,19	3,19	–	–	100,00
4669	38,76	–	27,13	38,76	–	–	60,00
4671	15,65	–	15,65	15,65	–	–	100,00
4672	16,42	–	16,42	16,42	–	–	71,43
4673	8,34	–	4,17	8,34	–	–	75,00
4679	19,33	–	15,65	18,87	46,02	23,81	59,52
4681	31,00	–	25,36	36,64	563,64	181,82	27,27
4682	131,64	5,27	113,21	126,37	–	–	74,00
4683	10,17	–	6,78	8,48	–	–	66,67
4684	8,17	–	8,17	8,17	–	–	50,00
4685	60,67	–	55,61	40,45	–	–	41,67
4686	4,06	–	–	4,06	–	–	–
4687	44,27	–	40,12	42,89	–	–	56,25
4689	11,24	–	9,99	11,24	–	–	66,67
4691	8,55	–	5,44	7,77	–	–	54,55
4692	73,37	–	8,15	57,07	–	–	44,44
4693	17,49	–	12,63	17,00	–	–	70,83
4711	16,52	0,13	13,32	15,12	–	–	63,51
4712	3,67	0,16	2,07	3,67	–	–	52,17
4713	10,91	0,31	6,54	10,59	–	–	80,00
4721	4,27	–	3,51	3,81	–	–	71,43
4722	8,68	–	5,78	8,68	–	–	77,78
4723	4,01	0,80	1,61	4,01	–	–	80,00
4724	21,11	–	15,56	21,11	–	–	63,16
4729	6,02	–	2,19	6,02	–	–	81,82
4731	3,52	–	1,38	3,52	–	–	73,91
4741	5,75	–	1,15	5,75	–	–	80,00
4742	12,33	–	9,43	10,88	–	–	35,29
4743	7,59	–	3,79	7,59	–	–	75,00
4744	6,93	0,16	4,57	6,77	7,88	11,36	52,27
4751	4,03	–	1,79	3,58	–	–	55,56
4752	4,25	–	1,42	4,25	70,84	166,67	66,67
4753	6,80	–	3,40	6,49	30,92	45,45	81,82
4754	6,84	0,28	3,13	6,41	14,25	20,83	66,67
4755	1,55	–	0,77	1,55	–	–	50,00
4756	8,86	–	4,43	8,86	–	–	100,00
4757	3,49	–	–	3,49	–	–	100,00
4759	1,53	–	0,76	1,53	–	–	50,00
4761	3,51	–	2,20	3,07	–	–	62,50
4763	4,30	–	1,84	3,69	–	–	71,43
4771	5,00	–	2,23	4,47	10,64	21,28	74,47
4772	3,45	0,58	2,30	3,45	–	–	83,33

Capítulo 77 - Espírito Santo

77.1 - Indicadores de acidentes do trabalho, segundo a Classificação Nacional de Atividades Econômicas (CNAE), dos estabelecimentos localizados no estado do Espírito Santo - 2015

(continuação)

CNAE	INDICADORES DE ACIDENTES DO TRABALHO						
	Incidência (por 1.000 vínculos)	Incidência de Doenças Ocupacionais (por 1.000 vínculos)	Incidência de Acidentes Típicos (por 1.000 vínculos)	Incidência de Incapacidade Temporária (por 1.000 vínculos)	Taxa de Mortalidade (por 100.000 vínculos)	Taxa de Letalidade (por 1.000 acidentes)	Acidentalidade para a faixa 16 a 34 anos (por 100 acidentes)
4773	–	–	–	–	–	–	–
4774	4,93	–	1,41	4,93	–	–	85,71
4781	4,18	–	2,06	4,12	11,45	27,40	80,82
4782	7,23	0,23	3,61	6,55	–	–	87,50
4783	3,01	–	2,01	3,01	–	–	100,00
4784	16,38	1,09	10,92	16,38	–	–	66,67
4785	7,42	–	7,42	7,42	–	–	100,00
4789	6,61	0,17	3,30	5,62	–	–	82,50
4911	8,25	0,52	6,53	2,58	–	–	50,00
4921	6,95	–	4,23	6,88	34,08	49,02	32,35
4922	5,62	–	2,81	5,36	25,54	45,45	59,09
4923	8,21	–	2,74	2,74	–	–	33,33
4924	2,44	–	1,22	1,22	–	–	50,00
4929	4,86	0,69	2,78	4,17	69,46	142,86	42,86
4930	14,85	0,15	10,95	11,87	19,08	12,85	45,24
4940	33,59	–	33,59	9,60	959,62	285,71	57,14
5011	30,11	–	30,11	12,04	–	–	20,00
5030	21,71	–	17,58	14,48	–	–	38,10
5111	24,40	–	21,96	21,96	–	–	50,00
5211	19,68	–	14,58	16,76	72,88	37,04	55,56
5212	31,32	–	24,76	24,76	–	–	46,51
5221	32,99	–	26,12	31,62	–	–	62,50
5222	8,37	–	8,37	8,37	–	–	100,00
5223	16,33	–	9,07	16,33	–	–	66,67
5229	13,88	–	8,83	13,88	–	–	45,45
5231	27,64	0,30	24,00	12,45	–	–	48,35
5232	6,15	–	3,08	3,08	–	–	–
5239	52,66	–	39,50	39,50	658,26	125,00	50,00
5240	10,51	–	5,25	7,88	–	–	50,00
5250	30,63	1,46	15,56	28,20	–	–	63,49
5310	58,83	7,73	43,80	39,93	–	–	29,93
5320	24,72	–	13,48	23,60	–	–	68,18
5510	8,18	0,19	6,04	7,21	–	–	35,71
5590	–	–	–	–	–	–	–
5611	6,80	0,20	4,74	6,56	–	–	63,95
5612	30,67	–	6,13	30,67	–	–	100,00
5620	17,54	0,18	12,80	13,50	–	–	49,00
5812	13,91	–	13,91	13,91	–	–	50,00
5822	23,63	–	16,54	22,84	–	–	53,33
5829	9,43	–	9,43	9,43	–	–	50,00
5914	12,53	–	6,26	12,53	–	–	25,00
6010	–	–	–	–	–	–	–
6021	6,87	–	3,43	5,72	–	–	66,67
6110	8,99	–	6,74	7,87	–	–	37,50
6120	3,06	–	–	3,06	–	–	100,00
6141	–	–	–	–	–	–	–
6190	21,37	–	16,79	21,37	–	–	64,29
6201	11,89	–	1,32	10,57	66,05	55,56	44,44
6202	2,15	–	2,15	2,15	–	–	100,00
6203	5,84	–	–	5,84	–	–	–
6204	9,20	–	3,07	6,13	–	–	83,33
6209	4,43	0,40	2,01	2,82	–	–	45,45
6311	7,86	–	–	7,86	–	–	75,00
6319	19,53	–	9,76	19,53	–	–	50,00
6399	8,15	–	–	8,15	–	–	100,00
6421	11,30	1,03	8,22	5,14	–	–	27,27
6422	9,35	0,87	3,70	8,48	21,74	23,26	34,88
6423	4,26	0,47	2,37	2,84	–	–	–
6424	1,55	–	0,78	1,55	–	–	50,00
6433	–	–	–	–	–	–	–
6436	–	–	–	–	–	–	–
6462	8,15	–	5,43	8,15	–	–	66,67
6491	–	–	–	–	–	–	–
6493	3,49	–	–	3,49	–	–	100,00
6512	4,01	–	4,01	4,01	–	–	–
6550	11,42	–	6,45	8,44	–	–	65,22
6613	–	–	–	–	–	–	–
6619	–	–	–	–	–	–	–
6622	1,45	–	1,45	1,45	–	–	–
6629	–	–	–	–	–	–	–
6810	11,47	–	11,47	11,47	–	–	71,43
6821	1,46	–	1,46	1,46	–	–	–
6822	5,91	0,84	3,38	5,91	–	–	42,86
6911	1,77	–	0,88	1,32	–	–	100,00
6920	4,27	0,15	1,62	3,68	–	–	82,76
7020	13,42	–	8,95	8,95	–	–	75,00
7112	14,94	–	12,48	11,59	–	–	44,78
7119	18,09	–	12,06	11,05	–	–	61,11
7120	10,28	–	6,17	10,28	–	–	40,00
7210	13,06	–	2,61	10,45	–	–	80,00
7311	4,64	–	4,64	4,64	–	–	–

Capítulo 77 - Espírito Santo

77.1 - Indicadores de acidentes do trabalho, segundo a Classificação Nacional de Atividades Econômicas (CNAE), dos estabelecimentos localizados no estado do Espírito Santo - 2015

(conclusão)

CNAE	INDICADORES DE ACIDENTES DO TRABALHO						
	Incidência (por 1.000 vínculos)	Incidência de Doenças Ocupacionais (por 1.000 vínculos)	Incidência de Acidentes Típicos (por 1.000 vínculos)	Incidência de Incapacidade Temporária (por 1.000 vínculos)	Taxa de Mortalidade (por 100.000 vínculos)	Taxa de Letalidade (por 1.000 acidentes)	Acidentalidade para a faixa 16 a 34 anos (por 100 acidentes)
7312	–	–	–	–	–	–	–
7319	19,28	–	12,86	19,28	–	–	83,33
7420	–	–	–	–	–	–	–
7490	9,69	3,23	5,39	5,39	–	–	11,11
7711	14,87	2,12	10,62	14,87	–	–	71,43
7719	12,37	–	9,28	15,46	309,20	250,00	25,00
7723	5,52	–	2,76	5,52	–	–	50,00
7729	9,23	–	9,23	–	–	–	100,00
7732	11,95	–	8,12	11,47	–	–	60,00
7733	–	–	–	–	–	–	–
7739	17,23	0,91	11,79	16,32	–	–	52,63
7810	12,43	–	6,48	12,43	–	–	39,13
7820	10,13	–	5,07	8,61	–	–	42,50
7830	7,89	–	2,91	7,06	–	–	42,11
7911	2,17	–	2,17	2,17	–	–	50,00
8011	13,35	0,09	3,25	12,65	–	–	57,89
8012	21,46	–	8,69	19,93	–	–	52,38
8020	30,57	–	22,42	22,42	–	–	42,22
8111	12,13	–	6,27	11,29	–	–	37,93
8112	9,69	0,22	7,16	9,62	–	–	38,46
8121	8,10	0,31	3,13	7,49	–	–	28,30
8122	11,18	–	5,59	11,18	–	–	75,00
8129	13,58	0,38	10,18	9,43	–	–	41,67
8130	3,61	–	–	3,61	–	–	100,00
8211	7,75	–	4,62	6,76	–	–	44,68
8219	4,92	–	1,85	4,31	–	–	50,00
8220	6,57	0,41	2,87	5,75	–	–	75,00
8230	3,39	–	2,26	3,39	–	–	33,33
8291	4,45	–	2,47	4,45	–	–	44,44
8299	11,45	0,22	5,84	7,86	–	–	64,71
8411	5,32	0,03	2,97	4,59	2,01	3,79	28,79
8412	12,08	–	8,85	9,93	–	–	41,07
8423	–	–	–	–	–	–	–
8424	9,98	–	3,80	7,60	–	–	33,33
8430	–	–	–	–	–	–	–
8511	8,15	–	1,53	8,15	–	–	43,75
8512	1,36	–	0,68	1,36	–	–	50,00
8513	8,30	–	5,54	8,12	–	–	28,89
8520	4,75	–	3,69	4,22	–	–	22,22
8531	5,17	–	2,30	4,89	–	–	27,78
8532	8,55	0,31	6,11	7,94	–	–	35,71
8533	8,23	–	4,57	6,40	–	–	55,56
8541	2,93	–	2,93	2,93	–	–	33,33
8592	–	–	–	–	–	–	–
8593	3,06	–	–	3,82	–	–	100,00
8599	7,36	0,31	4,23	6,58	–	–	40,43
8610	71,71	1,04	60,45	25,69	–	–	52,37
8621	54,67	–	27,33	49,20	–	–	45,00
8630	20,76	–	15,88	10,99	–	–	50,74
8640	24,25	0,19	18,82	9,51	–	–	68,00
8650	2,33	–	1,16	1,75	–	–	75,00
8660	158,56	–	124,98	50,37	–	–	40,00
8690	10,88	–	9,40	5,94	–	–	31,82
8711	5,36	–	3,57	5,36	–	–	50,00
8712	23,70	–	9,76	19,52	–	–	47,06
8720	13,87	–	8,32	11,10	–	–	80,00
8730	3,03	–	3,03	3,03	–	–	–
8800	26,36	–	16,87	14,23	52,72	20,00	30,00
9001	14,93	–	14,93	14,93	–	–	100,00
9101	–	–	–	–	–	–	–
9312	11,21	–	7,47	13,70	–	–	33,33
9313	1,45	–	0,96	1,45	–	–	–
9319	19,99	–	17,49	14,99	–	–	37,50
9321	10,77	–	10,77	5,39	–	–	50,00
9329	28,35	–	16,68	25,01	–	–	17,65
9411	7,18	–	–	4,79	–	–	66,67
9412	15,14	–	1,51	12,11	–	–	10,00
9420	5,98	0,66	1,99	4,65	–	–	33,33
9430	5,81	–	4,05	4,05	–	–	33,33
9491	5,31	0,28	4,19	4,75	–	–	36,84
9492	–	–	–	–	–	–	–
9499	23,14	–	15,79	17,97	–	–	55,29
9511	5,85	–	4,68	5,85	–	–	80,00
9512	30,44	–	12,18	30,44	–	–	20,00
9521	11,48	–	7,65	11,48	191,33	166,67	50,00
9529	22,28	–	12,38	22,28	–	–	66,67
9601	3,25	–	1,62	3,25	–	–	75,00
9602	1,90	–	0,63	1,90	–	–	33,33
9603	6,69	–	5,02	6,69	–	–	25,00
9609	1,55	–	0,78	1,55	–	–	100,00
9700	–	–	–	–	–	–	–
Outros(1)	26,21	0,16	19,12	22,42	49,46	18,87	45,28

Fonte: DATAPREV, CAT, SUB, CNIS.

Notas: 1. Os dados são preliminares, estando sujeitos a correções.
2. As atividades econômicas que apresentam valores zerados para os indicadores são aquelas onde não ocorreram acidentes no período.

(1) Englobam as atividades que possuíam número médio de vínculos no ano menor que 100.

Capítulo 77 - Espírito Santo

77.2 - Indicadores de acidentes do trabalho, segundo a Classificação Nacional de Atividades Econômicas (CNAE), dos estabelecimentos localizados no estado do Espírito Santo - 2016

(continua)

CNAE	INDICADORES DE ACIDENTES DO TRABALHO						
	Incidência (por 1.000 vínculos)	Incidência de Doenças Ocupacionais (por 1.000 vínculos)	Incidência de Acidentes Típicos (por 1.000 vínculos)	Incidência de Incapacidade Temporária (por 1.000 vínculos)	Taxa de Mortalidade (por 100.000 vínculos)	Taxa de Letalidade (por 1.000 acidentes)	Acidentalidade para a faixa 16 a 34 anos (por 100 acidentes)
TOTAL	**14,45**	**0,16**	**10,18**	**11,37**	**7,13**	**4,93**	**50,68**
0111	7,03	–	5,27	7,03	–	–	100,00
0113	14,46	0,58	13,88	15,04	–	–	56,00
0116	–	–	–	–	–	–	–
0121	5,10	–	1,02	5,10	101,95	200,00	40,00
0122	–	–	–	–	–	–	–
0133	35,18	–	31,66	33,67	50,25	14,29	50,00
0134	3,05	–	2,76	3,05	–	–	38,10
0135	5,04	–	5,04	5,04	–	–	66,67
0139	8,68	–	7,81	8,68	–	–	50,00
0151	2,25	–	2,02	2,25	44,98	200,00	50,00
0152	17,94	–	17,94	17,94	–	–	–
0154	8,77	–	8,77	8,77	–	–	66,67
0155	6,28	–	5,80	5,32	–	–	69,23
0161	3,31	–	2,21	3,09	22,07	66,67	46,67
0162	4,54	–	–	4,54	–	–	–
0210	19,07	1,06	14,84	14,84	–	–	33,33
0220	7,22	–	7,22	7,22	–	–	–
0230	19,41	–	16,99	3,40	–	–	42,50
0311	–	–	–	–	–	–	–
0322	–	–	–	–	–	–	–
0600	18,46	–	16,32	3,44	–	–	53,49
0710	18,27	0,30	15,53	4,87	–	–	40,00
0810	23,69	0,90	18,81	22,06	18,08	7,63	36,64
0899	33,66	–	24,68	29,17	224,38	66,67	53,33
0910	61,15	–	52,81	33,36	–	–	54,55
1011	67,98	0,39	64,48	67,98	–	–	60,57
1012	35,79	–	29,12	34,88	30,33	8,47	59,32
1013	65,53	4,37	48,05	65,53	436,84	66,67	20,00
1020	95,38	–	84,78	95,38	–	–	44,44
1031	4,34	–	2,17	4,34	–	–	100,00
1033	11,10	0,85	7,68	5,12	–	–	69,23
1051	7,16	–	3,58	7,16	–	–	–
1052	27,74	–	22,92	25,93	–	–	71,74
1053	16,19	–	10,79	14,39	–	–	55,56
1062	13,53	–	13,53	13,53	–	–	33,33
1066	16,26	–	10,52	14,35	–	–	52,94
1069	–	–	–	–	–	–	–
1071	49,61	–	47,36	49,61	–	–	77,27
1081	4,23	–	4,23	4,23	–	–	50,00
1082	25,88	–	23,29	25,88	–	–	50,00
1091	6,93	0,62	5,08	6,78	–	–	57,78
1092	18,76	–	9,38	14,07	–	–	50,00
1093	10,79	2,06	5,14	8,22	–	–	28,57
1094	15,38	1,54	12,31	15,38	–	–	70,00
1095	7,36	–	–	7,36	367,99	500,00	100,00
1096	15,67	–	12,53	15,67	–	–	60,00
1099	10,74	1,34	9,40	8,05	–	–	75,00
1111	12,68	–	6,34	12,68	–	–	50,00
1121	17,29	–	6,92	17,29	–	–	80,00
1122	11,37	–	7,96	10,23	–	–	70,00
1314	5,96	–	5,96	5,96	–	–	100,00
1340	6,53	–	4,35	6,53	–	–	33,33
1351	–	–	–	–	–	–	–
1411	17,25	1,72	8,62	15,52	–	–	20,00
1412	4,90	–	2,55	4,90	–	–	37,50
1413	–	–	–	–	–	–	–
1414	26,99	3,37	–	20,24	–	–	62,50
1510	88,53	–	80,48	88,53	–	–	45,45
1529	–	–	–	–	–	–	–
1531	–	–	–	–	–	–	–
1539	16,12	–	8,06	16,12	–	–	60,00
1540	3,99	–	–	3,99	–	–	–
1610	20,79	–	17,71	20,79	–	–	62,96
1622	14,64	–	13,67	14,64	–	–	20,00
1623	33,27	–	27,48	33,27	–	–	47,83
1629	27,84	–	27,84	27,84	–	–	50,00
1710	128,59	1,63	126,97	9,77	162,78	12,66	58,23
1721	79,93	–	79,93	79,93	–	–	75,00
1731	–	–	–	–	–	–	–
1733	27,81	–	27,81	27,81	–	–	100,00
1741	16,25	–	–	16,25	–	–	–
1812	15,98	–	8,88	15,98	–	–	44,44
1813	8,63	–	8,63	8,63	–	–	88,89
1910	25,27	3,61	21,66	–	–	–	42,86
1931	27,64	–	26,06	26,06	–	–	45,71
2013	61,28	–	55,71	55,71	–	–	45,45
2014	27,63	–	27,63	18,42	–	–	33,33
2019	–	–	–	–	–	–	–
2032	63,70	–	55,74	55,74	–	–	62,50
2062	–	–	–	–	–	–	–
2063	21,78	–	19,96	19,96	–	–	58,33

Capítulo 77 - Espírito Santo

77.2 - Indicadores de acidentes do trabalho, segundo a Classificação Nacional de Atividades Econômicas (CNAE), dos estabelecimentos localizados no estado do Espírito Santo - 2016

(continuação)

CNAE	INDICADORES DE ACIDENTES DO TRABALHO						
	Incidência (por 1.000 vínculos)	Incidência de Doenças Ocupacionais (por 1.000 vínculos)	Incidência de Acidentes Típicos (por 1.000 vínculos)	Incidência de Incapacidade Temporária (por 1.000 vínculos)	Taxa de Mortalidade (por 100.000 vínculos)	Taxa de Letalidade (por 1.000 acidentes)	Acidentalidade para a faixa 16 a 34 anos (por 100 acidentes)
2071	13,17	–	13,17	13,17	–	–	75,00
2099	22,50	–	22,50	13,50	–	–	40,00
2121	82,62	5,16	51,64	56,80	–	–	56,25
2212	26,16	–	20,93	22,67	174,42	66,67	73,33
2219	30,48	–	30,48	20,32	–	–	100,00
2222	21,84	–	18,20	19,41	–	–	50,00
2229	21,86	–	18,50	13,03	–	–	61,54
2319	18,23	–	16,58	14,92	–	–	54,55
2320	48,90	–	41,91	46,11	–	–	42,86
2330	26,90	–	23,54	25,64	42,04	15,63	42,19
2342	20,68	–	17,44	12,98	–	–	45,10
2349	21,61	2,88	11,52	18,73	–	–	60,00
2391	26,68	0,14	21,34	26,00	47,89	17,95	56,15
2399	27,21	0,91	23,58	20,86	–	–	56,67
2411	76,97	–	76,97	64,94	–	–	28,13
2422	8,77	–	8,02	1,87	–	–	53,19
2423	52,17	–	52,17	16,48	–	–	63,16
2431	30,78	–	30,78	16,57	–	–	84,62
2441	53,12	–	49,03	53,12	–	–	53,85
2511	47,97	0,46	44,28	43,36	46,13	9,62	67,31
2512	12,81	–	9,85	11,82	–	–	61,54
2513	47,68	–	42,66	40,15	–	–	52,63
2532	28,38	–	22,70	22,70	–	–	30,00
2539	16,16	–	12,43	14,91	–	–	69,23
2542	16,88	–	16,88	14,47	–	–	42,86
2599	37,16	–	31,30	37,16	–	–	63,16
2710	11,63	–	7,37	11,63	–	–	80,00
2733	15,51	–	15,51	7,76	–	–	100,00
2812	18,84	–	18,84	9,42	–	–	–
2822	–	–	–	–	–	–	–
2829	12,05	1,72	8,60	5,16	–	–	57,14
2833	14,22	–	14,22	11,38	–	–	80,00
2840	8,19	–	8,19	8,19	–	–	–
2852	6,61	–	6,61	6,61	–	–	100,00
2861	52,14	–	43,45	52,14	–	–	83,33
2869	17,01	–	14,17	17,01	–	–	83,33
2920	62,18	–	62,18	53,29	–	–	85,71
2930	25,75	–	25,75	23,61	–	–	41,67
2950	3,45	–	–	3,45	–	–	100,00
3011	18,30	–	15,86	10,37	–	–	73,33
3032	48,17	–	41,28	48,17	–	–	57,14
3101	20,68	–	17,12	19,12	–	–	64,52
3102	21,37	–	21,37	21,37	–	–	77,78
3104	21,16	–	21,16	21,16	–	–	66,67
3250	2,88	–	2,88	2,88	–	–	–
3291	–	–	–	–	–	–	–
3299	24,46	–	12,23	24,46	–	–	87,50
3311	4,98	–	4,98	4,98	–	–	100,00
3312	7,20	0,90	4,50	6,30	–	–	37,50
3313	6,85	–	6,85	–	–	–	100,00
3314	11,31	–	8,61	6,85	–	–	52,11
3317	48,37	–	26,87	48,37	–	–	22,22
3321	10,01	–	7,15	10,01	–	–	57,14
3329	27,44	–	13,72	27,44	–	–	50,00
3511	18,76	–	4,69	14,07	–	–	75,00
3514	6,40	–	6,40	4,00	–	–	37,50
3520	17,39	–	8,70	17,39	–	–	100,00
3600	15,95	–	9,19	13,54	–	–	15,15
3701	40,25	–	26,84	40,25	–	–	77,78
3702	49,17	1,82	38,24	47,34	–	–	74,07
3811	73,37	–	60,96	70,09	–	–	78,61
3821	166,31	5,20	132,52	145,52	–	–	75,00
3822	178,29	2,17	169,60	123,94	–	–	82,93
3831	24,09	–	15,06	9,03	–	–	12,50
3832	26,93	–	26,93	26,93	–	–	66,67
3839	13,19	–	–	13,19	–	–	100,00
4110	34,04	–	30,23	33,45	29,35	8,62	47,41
4120	13,83	0,16	10,41	12,59	7,77	5,62	41,57
4211	11,20	0,38	7,97	10,63	18,98	16,95	49,15
4212	16,10	–	16,10	16,10	–	–	14,29
4213	12,67	–	9,29	12,67	–	–	20,00
4221	19,36	–	13,77	15,92	–	–	68,89
4222	35,32	–	26,75	35,32	–	–	45,45
4292	11,32	–	8,76	6,21	–	–	51,61
4299	31,13	–	21,23	29,72	–	–	40,91
4311	2,84	–	2,84	2,84	–	–	100,00
4313	10,20	–	8,74	10,20	72,84	71,43	35,71
4321	32,74	0,43	21,97	20,68	–	–	61,84
4322	9,90	0,82	5,77	8,25	–	–	75,00
4329	14,64	–	11,39	10,57	–	–	50,00
4330	11,27	–	10,06	10,87	–	–	46,43
4391	20,68	–	17,23	17,23	–	–	33,33

Capítulo 77 - Espírito Santo

77.2 - Indicadores de acidentes do trabalho, segundo a Classificação Nacional de Atividades Econômicas (CNAE), dos estabelecimentos localizados no estado do Espírito Santo - 2016

(continuação)

CNAE	INDICADORES DE ACIDENTES DO TRABALHO						
	Incidência (por 1.000 vínculos)	Incidência de Doenças Ocupacionais (por 1.000 vínculos)	Incidência de Acidentes Típicos (por 1.000 vínculos)	Incidência de Incapacidade Temporária (por 1.000 vínculos)	Taxa de Mortalidade (por 100.000 vínculos)	Taxa de Letalidade (por 1.000 acidentes)	Acidentalidade para a faixa 16 a 34 anos (por 100 acidentes)
4399	11,46	0,46	8,71	9,40	22,92	20,00	46,00
4511	11,71	–	6,37	11,10	–	–	50,88
4520	10,46	–	8,43	10,29	–	–	50,00
4530	10,85	–	7,12	10,63	10,96	10,10	67,68
4541	9,38	–	3,13	9,38	–	–	61,11
4543	6,69	–	–	6,69	–	–	100,00
4617	3,89	–	3,89	–	–	–	100,00
4619	8,40	2,80	2,80	8,40	–	–	–
4621	19,57	–	10,25	18,63	–	–	57,14
4623	5,78	–	5,78	5,78	–	–	–
4631	4,10	–	4,10	–	–	–	–
4632	25,80	–	23,65	23,65	–	–	50,00
4633	14,18	–	9,06	13,79	–	–	66,67
4634	18,31	–	13,73	18,31	–	–	56,25
4635	31,45	–	19,82	28,43	–	–	64,38
4637	4,72	–	1,89	4,72	–	–	80,00
4639	15,98	–	11,37	14,75	–	–	65,38
4641	3,55	–	1,77	1,77	–	–	100,00
4642	6,64	–	2,21	6,64	–	–	100,00
4643	8,32	–	4,16	8,32	–	–	–
4644	8,10	–	4,86	7,29	–	–	50,00
4645	13,97	–	12,42	13,97	–	–	33,33
4646	6,21	–	4,14	5,17	–	–	50,00
4647	3,70	–	1,85	3,70	–	–	50,00
4649	5,99	–	5,14	5,99	–	–	85,71
4651	3,38	–	–	6,76	338,03	1.000,00	–
4652	–	–	–	–	–	–	–
4661	18,22	–	18,22	18,22	–	–	33,33
4662	28,19	–	24,66	17,62	–	–	87,50
4663	11,64	–	6,98	9,31	–	–	20,00
4664	3,13	–	3,13	3,13	–	–	100,00
4665	20,02	–	10,01	16,69	–	–	66,67
4669	27,02	–	23,16	23,16	–	–	71,43
4671	15,51	–	15,51	15,51	–	–	50,00
4672	19,69	–	15,75	19,69	–	–	53,33
4673	2,30	2,30	–	2,30	–	–	–
4679	18,26	0,49	15,79	16,78	–	–	59,46
4681	30,23	–	21,16	30,23	–	–	30,00
4682	86,52	2,62	78,65	83,90	–	–	75,76
4683	6,89	–	3,45	5,17	–	–	25,00
4684	–	–	–	–	–	–	–
4685	64,33	2,68	50,93	45,57	–	–	54,17
4686	8,57	–	4,29	8,57	–	–	100,00
4687	42,06	–	36,26	42,06	–	–	48,28
4689	11,23	–	7,02	11,23	–	–	75,00
4691	20,88	–	16,53	20,01	–	–	54,17
4692	22,25	–	22,25	22,25	–	–	100,00
4693	19,26	–	11,93	18,17	–	–	73,24
4711	18,39	0,24	14,79	16,35	–	–	64,33
4712	3,05	0,16	1,93	3,05	–	–	57,89
4713	9,56	–	6,08	9,56	–	–	68,18
4721	4,98	0,16	3,58	4,36	–	–	59,38
4722	0,96	–	–	0,96	–	–	–
4723	7,50	–	3,75	7,50	–	–	60,00
4724	8,88	–	5,92	8,88	–	–	66,67
4729	3,92	–	3,36	3,92	–	–	57,14
4731	7,04	–	3,91	6,72	46,91	66,67	62,22
4741	9,49	–	2,37	9,49	–	–	75,00
4742	17,58	–	15,29	12,23	–	–	78,26
4743	5,43	–	4,35	5,43	–	–	60,00
4744	8,29	0,17	5,95	8,13	–	–	44,44
4751	3,34	–	0,95	3,34	–	–	100,00
4752	4,85	–	2,43	4,85	–	–	66,67
4753	5,72	–	4,65	5,37	–	–	62,50
4754	8,55	0,16	4,84	7,74	–	–	69,81
4755	3,26	–	2,04	3,26	–	–	50,00
4756	4,85	–	4,85	4,85	–	–	100,00
4757	1,74	–	1,74	1,74	–	–	100,00
4759	9,01	0,82	3,28	7,38	–	–	72,73
4761	2,83	0,47	0,94	2,83	–	–	50,00
4763	6,63	–	3,31	5,97	–	–	90,00
4771	4,79	–	2,77	4,15	–	–	71,11
4772	3,05	–	1,22	3,05	–	–	80,00
4773	6,86	–	3,43	6,86	–	–	100,00
4774	2,85	–	2,14	2,85	–	–	100,00
4781	5,02	0,06	2,26	4,71	6,28	12,50	75,00
4782	5,80	–	4,03	5,80	–	–	78,26
4783	3,29	–	–	3,29	–	–	–
4784	15,18	–	10,12	14,17	–	–	53,33
4789	7,11	–	3,47	6,94	34,68	48,78	58,54
4911	11,70	0,37	9,10	4,08	–	–	46,03
4921	6,25	–	3,09	6,03	7,18	11,49	37,93

Capítulo 77 - Espírito Santo

77.2 - Indicadores de acidentes do trabalho, segundo a Classificação Nacional de Atividades Econômicas (CNAE), dos estabelecimentos localizados no estado do Espírito Santo - 2016

(continuação)

CNAE	INDICADORES DE ACIDENTES DO TRABALHO						
	Incidência (por 1.000 vínculos)	Incidência de Doenças Ocupacionais (por 1.000 vínculos)	Incidência de Acidentes Típicos (por 1.000 vínculos)	Incidência de Incapacidade Temporária (por 1.000 vínculos)	Taxa de Mortalidade (por 100.000 vínculos)	Taxa de Letalidade (por 1.000 acidentes)	Acidentalidade para a faixa 16 a 34 anos (por 100 acidentes)
4922	7,73	–	5,15	6,87	–	–	37,04
4923	–	–	–	–	–	–	–
4924	2,66	1,33	–	2,66	–	–	50,00
4929	2,97	–	1,49	3,72	74,35	250,00	–
4930	15,36	0,84	10,55	11,94	16,88	10,99	45,60
4940	9,37	–	9,37	–	–	–	–
5011	32,82	–	32,82	10,94	–	–	33,33
5030	21,24	1,01	16,18	13,15	–	–	23,81
5111	34,64	–	13,32	31,97	–	–	53,85
5211	15,10	–	9,82	15,10	–	–	55,00
5212	29,39	–	21,66	23,20	77,34	26,32	39,47
5221	21,15	–	17,19	21,15	–	–	75,00
5222	–	–	–	–	–	–	–
5223	23,99	–	13,08	23,99	–	–	45,45
5229	11,15	–	8,36	11,15	139,34	125,00	25,00
5231	25,37	0,32	21,51	8,67	–	–	29,11
5232	7,51	–	7,51	7,51	–	–	–
5239	38,01	–	19,01	38,01	–	–	50,00
5240	27,47	–	21,97	24,72	–	–	20,00
5250	20,55	–	17,03	19,38	–	–	62,86
5310	43,13	4,31	28,90	38,39	–	–	27,00
5320	23,26	–	18,09	23,26	–	–	50,00
5510	5,06	–	3,38	4,64	–	–	29,17
5590	–	–	–	–	–	–	–
5611	7,21	–	5,24	6,87	4,19	5,81	69,19
5612	6,29	–	6,29	6,29	–	–	–
5620	16,30	–	11,80	13,49	–	–	32,18
5812	20,25	–	13,50	20,25	–	–	66,67
5822	12,94	–	6,90	12,94	–	–	40,00
5829	9,96	–	9,96	9,96	–	–	–
5914	6,64	–	6,64	3,32	–	–	50,00
6010	3,47	–	1,74	3,47	–	–	–
6021	13,45	–	7,24	11,38	–	–	30,77
6110	13,95	–	9,77	13,95	–	–	60,00
6120	13,57	–	5,09	13,57	–	–	75,00
6190	14,72	–	5,35	14,72	–	–	90,91
6201	9,27	–	–	9,27	–	–	71,43
6202	6,65	–	–	6,65	–	–	66,67
6203	11,32	–	–	5,66	–	–	50,00
6204	15,49	–	1,72	13,77	–	–	33,33
6209	3,98	–	2,49	3,48	–	–	87,50
6311	11,48	–	1,91	9,56	–	–	50,00
6319	–	–	–	–	–	–	–
6399	17,86	–	–	17,86	–	–	100,00
6421	4,10	1,03	1,03	3,08	–	–	–
6422	5,31	0,44	2,65	5,53	–	–	33,33
6423	4,97	–	0,99	4,47	–	–	10,00
6424	2,19	–	1,46	1,46	–	–	66,67
6433	–	–	–	–	–	–	–
6436	2,71	–	–	2,71	–	–	100,00
6462	7,75	–	6,46	6,46	–	–	33,33
6491	–	–	–	–	–	–	–
6493	3,77	–	3,77	3,77	–	–	100,00
6512	8,18	–	4,09	8,18	–	–	–
6550	11,86	–	6,17	10,44	–	–	60,00
6619	–	–	–	–	–	–	–
6622	1,34	–	–	1,34	–	–	100,00
6629	–	–	–	–	–	–	–
6810	19,01	–	16,90	19,01	–	–	33,33
6821	1,45	–	1,45	1,45	–	–	100,00
6822	5,81	–	4,15	5,81	–	–	14,29
6911	–	–	–	–	–	–	–
6920	4,08	–	1,36	3,63	–	–	70,37
7020	4,51	–	3,01	–	–	–	33,33
7112	15,26	–	9,98	12,03	29,34	19,23	50,00
7119	10,67	–	6,67	5,33	–	–	87,50
7120	18,20	–	8,09	18,20	–	–	88,89
7210	7,99	–	–	7,99	–	–	50,00
7311	3,02	–	3,02	3,02	–	–	–
7319	11,42	–	6,53	11,42	–	–	71,43
7420	6,23	–	–	6,23	–	–	100,00
7490	4,79	–	3,59	2,39	–	–	75,00
7500	–	–	–	–	–	–	–
7711	19,50	–	13,00	18,41	–	–	44,44
7719	10,55	–	10,55	14,07	–	–	66,67
7723	5,32	–	–	5,32	–	–	–
7729	–	–	–	–	–	–	–
7732	16,10	–	12,38	13,62	–	–	53,85
7733	8,79	–	8,79	8,79	–	–	100,00
7739	15,43	–	12,12	14,33	–	–	64,29
7810	17,71	0,84	10,12	17,71	–	–	38,10
7820	6,79	0,31	1,85	5,86	–	–	36,36

Capítulo 77 - Espírito Santo

77.2 - Indicadores de acidentes do trabalho, segundo a Classificação Nacional de Atividades Econômicas (CNAE), dos estabelecimentos localizados no estado do Espírito Santo - 2016

(conclusão)

CNAE	INDICADORES DE ACIDENTES DO TRABALHO						
	Incidência (por 1.000 vínculos)	Incidência de Doenças Ocupacionais (por 1.000 vínculos)	Incidência de Acidentes Típicos (por 1.000 vínculos)	Incidência de Incapacidade Temporária (por 1.000 vínculos)	Taxa de Mortalidade (por 100.000 vínculos)	Taxa de Letalidade (por 1.000 acidentes)	Acidentalidade para a faixa 16 a 34 anos (por 100 acidentes)
7830	8,62	–	0,54	8,09	–	–	50,00
7911	2,74	–	1,37	2,74	–	–	50,00
8011	11,05	0,11	2,84	9,57	42,08	38,10	47,62
8012	14,07	–	4,87	12,98	–	–	50,00
8020	21,71	–	15,92	15,92	–	–	36,67
8111	9,27	–	4,63	7,72	–	–	45,83
8112	10,12	0,16	7,87	9,66	7,79	7,69	43,08
8121	8,20	0,09	3,41	7,37	–	–	33,71
8122	8,24	–	–	8,24	–	–	33,33
8129	11,87	–	9,28	9,28	–	–	40,63
8130	12,25	–	12,25	16,34	408,44	333,33	66,67
8211	8,20	–	5,41	7,22	–	–	46,00
8219	5,69	–	3,79	6,32	–	–	100,00
8220	6,29	0,22	1,30	5,86	–	–	82,76
8230	8,19	–	4,68	7,02	–	–	28,57
8291	6,99	–	2,69	6,46	–	–	92,31
8299	8,07	–	2,94	7,34	–	–	54,55
8411	5,59	0,02	3,15	4,73	2,14	3,84	28,98
8412	14,16	0,23	8,82	12,07	–	–	50,82
8423	1,58	–	1,58	1,58	–	–	100,00
8424	3,77	–	0,63	3,77	–	–	16,67
8430	15,81	–	7,91	15,81	–	–	–
8511	4,20	–	3,15	3,67	–	–	37,50
8512	6,20	–	4,82	6,20	–	–	–
8513	3,87	0,37	2,21	4,06	–	–	19,05
8520	2,82	–	0,56	2,26	–	–	20,00
8531	4,17	–	3,28	3,57	–	–	21,43
8532	5,68	–	2,21	5,37	–	–	22,22
8533	7,02	–	2,01	6,02	–	–	28,57
8541	1,04	–	1,04	1,04	–	–	–
8592	–	–	–	–	–	–	–
8593	1,68	–	0,84	1,68	–	–	50,00
8599	7,02	0,33	3,59	5,06	–	–	53,49
8610	61,80	0,08	51,68	20,59	3,86	0,63	45,06
8621	17,61	–	5,87	17,61	–	–	50,00
8630	17,35	0,15	13,94	7,71	–	–	58,12
8640	22,10	0,19	16,39	9,91	–	–	60,34
8650	1,17	–	0,58	1,17	–	–	50,00
8690	5,80	–	4,02	2,23	–	–	76,92
8711	7,84	–	6,10	7,84	–	–	33,33
8712	24,10	–	13,56	18,07	–	–	43,75
8720	30,78	–	23,09	17,96	–	–	33,33
8730	15,69	–	15,69	15,69	–	–	60,00
8800	25,10	0,52	15,69	14,64	–	–	29,17
9001	14,82	–	9,88	9,88	–	–	66,67
9312	27,37	1,24	23,63	27,37	–	–	54,55
9313	1,45	0,48	0,48	1,45	–	–	66,67
9319	10,96	–	10,96	8,22	–	–	75,00
9321	10,70	–	10,70	10,70	–	–	50,00
9329	18,94	–	12,05	18,94	–	–	27,27
9411	4,85	–	2,43	4,85	–	–	–
9412	13,63	–	–	7,57	151,40	111,11	55,56
9420	6,61	0,66	2,64	5,29	–	–	30,00
9430	6,46	0,20	3,63	5,85	–	–	31,25
9491	3,81	–	2,93	3,81	–	–	46,15
9492	–	–	–	–	–	–	–
9499	16,74	–	11,63	13,62	–	–	38,98
9511	10,56	–	7,92	9,24	–	–	62,50
9512	–	–	–	–	–	–	–
9521	2,05	–	2,05	2,05	–	–	–
9529	8,45	–	8,45	8,45	–	–	66,67
9601	8,90	–	8,01	8,01	–	–	40,00
9602	3,84	–	1,28	3,84	–	–	83,33
9603	8,27	–	4,96	8,27	–	–	40,00
9609	2,26	–	0,75	2,26	–	–	33,33
Outros (1)	26,99	0,46	18,71	22,54	46,01	17,05	44,89

Fonte: DATAPREV, CAT, SUB, CNIS.

Notas: 1. Os dados são preliminares, estando sujeitos a correções.
2. As atividades econômicas que apresentam valores zerados para os indicadores são aquelas onde não ocorreram acidentes no período.

(1) Englobam as atividades que possuíam número médio de vínculos no ano menor que 100.

Capítulo 78 - Rio de Janeiro

78.1 - Indicadores de acidentes do trabalho, segundo a Classificação Nacional de Atividades Econômicas (CNAE), dos estabelecimentos localizados no estado do Rio de Janeiro - 2015

(continua)

CNAE	INDICADORES DE ACIDENTES DO TRABALHO						
	Incidência (por 1.000 vínculos)	Incidência de Doenças Ocupacionais (por 1.000 vínculos)	Incidência de Acidentes Típicos (por 1.000 vínculos)	Incidência de Incapacidade Temporária (por 1.000 vínculos)	Taxa de Mortalidade (por 100.000 vínculos)	Taxa de Letalidade (por 1.000 acidentes)	Acidentalidade para a faixa 16 a 34 anos (por 100 acidentes)
TOTAL	**12,41**	**0,41**	**8,28**	**9,92**	**4,19**	**3,38**	**43,64**
0111	49,62	–	–	49,62	–	–	18,18
0113	30,61	–	2,89	30,61	–	–	32,08
0116	–	–	–	–	–	–	–
0121	7,06	–	2,82	7,06	–	–	30,00
0122	2,90	–	2,90	2,90	–	–	100,00
0133	5,99	–	5,99	5,99	–	–	–
0134	4,54	–	4,54	4,54	–	–	–
0139	27,50	–	4,58	27,50	–	–	–
0142	24,57	–	–	24,57	–	–	100,00
0151	2,62	–	2,35	2,90	–	–	21,05
0152	1,69	–	–	1,69	–	–	–
0155	9,53	–	7,15	8,74	–	–	41,67
0159	–	–	–	–	–	–	–
0161	0,54	–	0,41	0,54	–	–	–
0162	5,31	–	–	5,31	–	–	50,00
0210	33,34	–	29,18	29,18	–	–	50,00
0230	9,15	–	9,15	9,15	–	–	50,00
0311	0,97	–	0,97	0,97	–	–	–
0322	7,39	–	7,39	7,39	–	–	–
0600	30,20	0,39	25,98	7,53	6,50	2,15	40,22
0710	14,87	–	6,65	6,33	–	–	53,19
0810	21,90	0,23	17,47	21,43	23,30	10,64	45,74
0892	7,39	–	1,85	7,39	–	–	75,00
0899	6,02	–	6,02	6,02	–	–	–
0910	25,44	0,37	20,94	6,87	4,09	1,61	58,68
1011	22,12	–	21,11	21,11	–	–	40,91
1012	19,40	–	15,94	15,59	–	–	53,57
1013	14,27	0,37	10,75	13,72	–	–	32,47
1020	79,71	–	64,49	53,62	–	–	40,00
1031	4,71	–	4,71	4,71	–	–	50,00
1032	5,33	–	–	5,33	–	–	100,00
1033	12,57	–	12,57	12,57	–	–	66,67
1051	9,53	–	9,53	9,53	–	–	28,57
1052	11,61	–	8,83	11,15	46,45	40,00	56,00
1053	8,06	–	6,04	8,06	–	–	58,33
1061	32,11	–	32,11	32,11	–	–	75,00
1062	40,09	–	35,47	37,01	–	–	53,85
1066	33,84	–	28,20	33,84	–	–	50,00
1069	14,03	–	12,86	14,03	–	–	66,67
1071	4,25	–	4,25	4,25	–	–	–
1072	11,08	–	5,54	11,08	–	–	50,00
1081	–	–	–	–	–	–	–
1091	9,32	0,21	6,87	9,25	7,01	7,52	42,86
1092	3,69	–	2,77	3,69	–	–	75,00
1093	8,75	–	6,56	8,75	–	–	75,00
1094	5,89	0,16	4,58	5,56	–	–	44,44
1095	16,50	–	11,00	14,67	–	–	55,56
1096	14,97	1,15	5,76	13,82	–	–	46,15
1099	10,97	0,41	8,28	10,97	–	–	45,28
1111	11,99	–	4,00	11,99	–	–	50,00
1112	10,01	–	8,01	8,01	–	–	80,00
1113	20,86	0,42	16,65	14,12	–	–	59,60
1121	8,34	–	6,67	7,51	–	–	50,00
1122	23,38	0,50	16,53	22,55	–	–	50,71
1220	10,57	–	10,57	5,29	–	–	50,00
1311	21,98	2,44	17,09	19,54	–	–	44,44
1321	–	–	–	–	–	–	–
1323	78,39	–	55,45	78,39	–	–	78,05
1330	15,81	3,39	7,90	11,29	–	–	42,86
1340	11,08	2,37	7,12	7,12	–	–	21,43
1351	2,43	–	2,43	2,43	–	–	100,00
1352	5,01	–	5,01	5,01	–	–	100,00
1353	98,50	5,79	75,33	86,91	–	–	70,59
1354	6,97	–	6,97	6,97	–	–	33,33
1359	10,55	0,39	8,20	10,55	–	–	51,85
1411	17,68	0,10	14,02	17,54	–	–	81,51
1412	2,19	0,04	1,40	2,15	–	–	38,18
1413	6,09	–	4,69	6,09	46,88	76,92	30,77
1414	6,79	–	5,66	5,66	–	–	100,00
1422	11,58	–	11,58	11,58	–	–	80,00
1521	9,90	0,50	6,93	9,90	–	–	30,00
1529	5,07	–	–	5,07	–	–	–
1531	12,48	–	10,40	10,40	–	–	66,67
1540	42,24	–	39,23	30,17	–	–	57,14
1610	25,00	–	12,50	25,00	–	–	75,00
1622	15,03	–	10,74	15,03	–	–	42,86
1623	3,19	–	3,19	3,19	–	–	–
1629	10,62	–	8,85	10,62	–	–	50,00
1721	20,70	–	17,67	13,13	–	–	51,22

Capítulo 78 - Rio de Janeiro

78.1 - Indicadores de acidentes do trabalho, segundo a Classificação Nacional de Atividades Econômicas (CNAE), dos estabelecimentos localizados no estado do Rio de Janeiro - 2015

(continuação)

CNAE	INDICADORES DE ACIDENTES DO TRABALHO						
	Incidência (por 1.000 vínculos)	Incidência de Doenças Ocupacionais (por 1.000 vínculos)	Incidência de Acidentes Típicos (por 1.000 vínculos)	Incidência de Incapacidade Temporária (por 1.000 vínculos)	Taxa de Mortalidade (por 100.000 vínculos)	Taxa de Letalidade (por 1.000 acidentes)	Acidentalidade para a faixa 16 a 34 anos (por 100 acidentes)
1731	20,35	–	18,09	20,35	–	–	55,56
1733	10,76	–	9,23	10,76	–	–	35,71
1741	22,83	–	19,64	21,76	–	–	51,16
1742	4,08	–	4,08	4,08	–	–	100,00
1749	16,29	–	14,25	14,25	–	–	37,50
1811	9,14	–	3,05	9,14	–	–	58,33
1812	45,09	1,11	30,98	17,15	–	–	25,15
1813	3,99	0,57	3,13	3,42	–	–	50,00
1821	7,92	1,13	4,53	7,92	–	–	42,86
1822	1,19	–	–	1,19	–	–	100,00
1830	–	–	–	–	–	–	–
1921	33,84	0,39	21,62	13,19	–	–	31,94
1922	23,09	–	20,05	12,15	60,75	26,32	50,00
1931	8,24	–	5,49	8,24	–	–	33,33
1932	27,46	–	9,15	27,46	–	–	33,33
2014	11,18	–	11,18	11,18	–	–	40,00
2019	23,65	–	18,92	20,50	–	–	36,67
2021	11,41	–	7,61	6,34	–	–	33,33
2029	26,87	–	17,10	17,10	–	–	45,45
2031	17,44	–	13,95	6,98	–	–	60,00
2033	79,55	–	79,55	35,80	–	–	60,00
2051	18,02	–	18,02	9,01	–	–	33,33
2052	38,76	1,21	30,28	15,75	121,14	31,25	46,88
2061	11,62	–	6,64	8,30	–	–	28,57
2062	24,29	0,84	22,61	25,13	–	–	48,28
2063	19,03	0,14	14,61	17,23	–	–	50,00
2071	8,76	–	6,42	6,42	–	–	33,33
2073	–	–	–	6,63	–	–	–
2091	9,92	–	–	9,92	–	–	–
2092	27,59	–	22,08	22,08	–	–	48,00
2093	29,18	–	27,46	24,03	–	–	35,29
2094	10,95	–	3,65	3,65	–	–	33,33
2099	15,67	–	12,47	14,39	–	–	36,73
2110	11,35	–	5,67	10,21	–	–	20,00
2121	20,54	0,44	15,00	13,40	–	–	39,01
2122	10,15	–	10,15	7,61	–	–	25,00
2123	13,21	–	8,80	13,21	–	–	33,33
2211	21,65	0,58	19,53	7,15	–	–	63,39
2212	21,97	–	21,97	21,97	–	–	46,67
2219	55,29	–	29,14	50,80	–	–	55,41
2221	90,02	62,19	25,37	22,09	–	–	14,55
2222	21,78	–	20,25	20,42	–	–	51,56
2223	2,71	–	2,71	2,71	–	–	–
2229	17,23	0,09	14,58	11,93	9,47	5,49	58,24
2311	26,91	–	23,54	21,30	–	–	75,00
2312	47,03	0,98	43,11	26,45	–	–	62,50
2319	19,49	–	19,49	19,49	–	–	38,46
2320	26,21	9,44	14,68	9,44	–	–	28,00
2330	19,30	0,30	17,19	17,04	–	–	54,69
2341	22,52	–	22,52	7,51	–	–	–
2342	6,50	0,19	5,20	6,50	18,59	28,57	42,86
2349	5,78	–	5,78	5,78	–	–	25,00
2391	8,21	–	5,91	7,22	32,84	40,00	40,00
2399	23,37	–	18,69	22,20	–	–	62,50
2421	10,57	–	9,22	5,69	–	–	35,90
2422	19,89	3,75	13,96	8,20	8,73	4,39	50,44
2423	33,61	1,91	27,05	15,30	–	–	59,35
2424	–	–	–	–	–	–	–
2431	43,78	15,69	26,43	18,17	–	–	22,64
2439	19,00	–	16,76	6,71	–	–	47,06
2441	14,02	–	14,02	14,02	–	–	20,00
2443	45,66	–	45,66	45,66	–	–	–
2449	38,35	–	33,23	40,90	–	–	53,33
2451	7,87	0,79	5,51	7,08	–	–	60,00
2452	33,36	–	22,93	31,27	–	–	43,75
2511	25,84	–	23,31	20,50	28,09	10,87	57,61
2512	10,00	0,56	6,66	10,00	–	–	58,33
2513	23,19	0,41	19,12	22,78	–	–	31,58
2521	4,23	–	4,23	2,82	–	–	66,67
2522	12,39	–	4,13	12,39	–	–	100,00
2531	–	–	–	–	–	–	–
2532	30,31	–	29,26	28,22	–	–	62,07
2539	15,06	2,27	10,52	13,07	–	–	60,38
2542	14,40	0,72	11,04	14,16	24,00	16,67	50,00
2543	8,84	–	8,84	8,84	–	–	50,00
2591	26,93	0,34	23,90	24,57	–	–	55,00
2592	19,64	–	18,33	19,64	–	–	66,67
2593	9,63	–	7,22	9,63	–	–	50,00
2599	20,27	0,57	16,25	15,87	–	–	56,60
2610	7,01	–	7,01	7,01	–	–	–

Capítulo 78 - Rio de Janeiro

78.1 - Indicadores de acidentes do trabalho, segundo a Classificação Nacional de Atividades Econômicas (CNAE), dos estabelecimentos localizados no estado do Rio de Janeiro - 2015

(continuação)

CNAE	INDICADORES DE ACIDENTES DO TRABALHO						
	Incidência (por 1.000 vínculos)	Incidência de Doenças Ocupacionais (por 1.000 vínculos)	Incidência de Acidentes Típicos (por 1.000 vínculos)	Incidência de Incapacidade Temporária (por 1.000 vínculos)	Taxa de Mortalidade (por 100.000 vínculos)	Taxa de Letalidade (por 1.000 acidentes)	Acidentalidade para a faixa 16 a 34 anos (por 100 acidentes)
2621	–	–	–	–	–	–	–
2631	16,56	–	10,54	15,05	–	–	36,36
2651	15,79	–	15,79	12,63	–	–	40,00
2670	–	–	–	–	–	–	–
2710	23,52	–	23,52	9,41	–	–	60,00
2731	7,62	–	5,71	5,71	–	–	62,50
2732	3,73	–	3,73	3,73	–	–	100,00
2733	53,28	–	42,18	24,42	–	–	41,67
2740	18,76	–	16,42	16,42	–	–	50,00
2759	15,30	–	12,75	15,30	–	–	33,33
2790	15,93	–	14,99	15,93	–	–	17,65
2812	25,66	–	23,83	25,66	–	–	71,43
2813	27,52	–	18,98	20,88	–	–	27,59
2815	–	–	–	–	–	–	–
2821	13,94	–	10,45	13,94	–	–	75,00
2822	27,29	1,88	16,00	20,71	–	–	34,48
2823	8,96	–	7,46	8,96	–	–	66,67
2825	7,25	–	–	7,25	–	–	100,00
2829	16,91	–	14,01	14,01	–	–	37,14
2840	–	–	–	–	–	–	–
2851	12,63	0,21	8,28	6,63	–	–	49,18
2852	5,44	–	5,44	5,44	–	–	–
2854	39,14	–	39,14	27,95	–	–	66,67
2861	–	–	–	–	–	–	–
2862	19,32	–	12,88	19,32	–	–	83,33
2869	16,07	–	13,92	13,92	–	–	46,67
2910	16,97	2,46	10,58	10,58	49,20	28,99	66,67
2920	15,90	1,59	13,52	10,34	–	–	50,00
2930	19,96	–	17,55	19,48	–	–	50,60
2943	35,87	–	35,87	35,87	–	–	25,00
2944	11,50	–	10,35	11,50	–	–	60,00
2945	6,53	3,27	3,27	3,27	–	–	50,00
2949	20,94	0,46	19,57	13,20	–	–	63,04
2950	4,47	–	2,24	4,47	–	–	50,00
3011	25,15	1,26	21,87	13,23	4,06	1,61	48,06
3012	11,44	–	11,44	11,44	–	–	–
3031	16,43	–	10,95	16,43	–	–	22,22
3032	33,83	–	16,91	33,83	–	–	25,00
3092	11,41	–	9,13	9,13	–	–	60,00
3099	11,91	–	5,96	11,91	–	–	50,00
3101	8,72	–	6,98	8,33	–	–	46,67
3102	7,57	–	5,04	7,57	–	–	50,00
3103	3,82	–	3,82	3,82	–	–	50,00
3104	4,78	–	3,41	4,78	–	–	42,86
3211	1,91	–	1,91	1,91	–	–	–
3212	8,30	–	4,98	8,30	–	–	40,00
3230	6,70	–	6,70	6,70	–	–	100,00
3240	6,93	–	6,93	6,93	–	–	–
3250	12,07	0,27	8,49	11,27	–	–	47,25
3291	25,65	–	5,13	25,65	–	–	10,00
3292	6,34	–	4,23	6,34	–	–	66,67
3299	12,41	0,40	9,21	12,01	–	–	67,74
3311	10,91	–	8,73	10,91	–	–	20,00
3312	13,30	–	5,32	11,97	–	–	40,00
3313	9,92	–	7,44	9,92	–	–	43,75
3314	16,46	0,18	12,46	10,10	18,19	11,05	54,70
3315	–	–	–	–	–	–	–
3316	33,61	–	27,66	25,21	–	–	40,63
3317	20,23	0,26	14,45	18,13	–	–	50,65
3319	11,20	–	7,13	10,18	–	–	54,55
3321	9,75	–	7,48	7,48	45,34	46,51	67,44
3329	4,70	–	3,53	4,70	117,58	250,00	–
3511	21,76	–	10,12	16,20	25,31	11,63	37,21
3512	6,23	–	4,28	4,28	–	–	31,25
3513	9,05	–	4,53	5,82	–	–	7,14
3514	30,09	–	18,52	24,30	–	–	53,85
3520	12,82	–	9,62	6,41	–	–	12,50
3600	26,16	1,68	19,82	16,45	19,82	7,58	24,62
3701	14,67	–	10,59	13,04	–	–	38,89
3702	15,32	–	11,78	9,42	–	–	53,85
3811	45,11	–	37,08	42,98	11,81	2,62	37,96
3812	17,23	–	14,10	10,96	–	–	45,45
3821	23,02	0,87	16,63	22,30	4,81	2,09	43,22
3822	40,16	–	34,80	10,71	–	–	63,33
3831	23,82	–	21,66	18,41	–	–	31,82
3832	23,08	5,33	12,43	21,30	–	–	38,46
3839	12,26	–	12,26	10,72	–	–	50,00
3900	52,65	–	35,10	21,94	–	–	66,67
4110	31,44	0,58	28,43	29,58	12,81	4,07	51,53
4120	13,19	0,18	10,44	11,60	13,70	10,39	48,27

Capítulo 78 - Rio de Janeiro

78.1 - Indicadores de acidentes do trabalho, segundo a Classificação Nacional de Atividades Econômicas (CNAE), dos estabelecimentos localizados no estado do Rio de Janeiro - 2015

(continuação)

CNAE	INDICADORES DE ACIDENTES DO TRABALHO						
	Incidência (por 1.000 vínculos)	Incidência de Doenças Ocupacionais (por 1.000 vínculos)	Incidência de Acidentes Típicos (por 1.000 vínculos)	Incidência de Incapacidade Temporária (por 1.000 vínculos)	Taxa de Mortalidade (por 100.000 vínculos)	Taxa de Letalidade (por 1.000 acidentes)	Acidentalidade para a faixa 16 a 34 anos (por 100 acidentes)
4211	24,45	–	20,30	21,05	10,63	4,35	45,22
4212	20,72	0,66	17,04	14,64	20,68	9,98	53,09
4213	11,57	–	7,53	10,47	–	–	34,92
4221	29,53	0,30	21,38	24,39	15,24	5,16	44,65
4222	13,11	–	9,66	11,96	–	–	47,37
4291	19,01	1,90	17,10	15,20	95,03	50,00	45,00
4292	15,15	0,17	12,34	5,36	–	–	52,25
4299	14,80	0,06	11,83	11,34	9,10	6,15	50,82
4311	18,71	–	12,03	18,71	–	–	57,14
4312	26,67	–	26,67	20,01	–	–	75,00
4313	19,56	–	16,69	18,31	–	–	47,71
4321	8,62	0,26	5,13	8,16	15,39	17,86	45,83
4322	7,24	0,31	4,09	6,38	–	–	61,96
4329	11,65	0,31	7,87	8,39	–	–	50,45
4330	7,30	0,18	5,46	6,87	–	–	46,22
4391	21,09	–	19,63	19,27	–	–	48,28
4399	14,42	0,22	11,69	13,42	16,77	11,63	49,22
4511	6,86	0,05	3,99	6,66	–	–	53,24
4512	45,03	–	7,50	37,52	–	–	16,67
4520	3,79	0,08	1,97	3,71	–	–	58,33
4530	3,87	0,18	2,45	3,70	–	–	57,47
4541	7,15	–	3,07	6,47	–	–	71,43
4543	13,36	–	6,68	13,36	–	–	50,00
4613	–	–	–	–	–	–	–
4614	–	–	–	–	–	–	–
4615	–	–	–	–	–	–	–
4616	–	–	–	–	–	–	–
4617	2,98	–	–	2,98	–	–	100,00
4618	3,01	–	1,51	3,01	–	–	–
4619	1,68	–	0,84	1,68	–	–	50,00
4623	10,51	–	8,56	10,12	–	–	40,74
4631	4,95	–	1,65	3,30	–	–	50,00
4632	12,94	–	10,99	12,94	–	–	55,00
4633	4,61	0,16	3,46	4,28	16,47	35,71	35,71
4634	6,01	–	4,44	5,75	–	–	47,83
4635	16,05	0,27	12,15	14,45	–	–	52,49
4636	15,43	–	5,93	14,24	118,66	76,92	46,15
4637	11,49	0,17	7,66	11,32	–	–	40,58
4639	9,31	0,08	6,75	8,69	–	–	51,67
4641	5,20	–	4,46	4,46	–	–	71,43
4642	4,08	–	2,62	3,79	–	–	50,00
4643	–	–	–	–	–	–	–
4644	5,22	–	3,99	4,30	–	–	82,35
4645	3,89	–	1,52	3,55	–	–	43,48
4646	6,23	–	2,99	5,84	12,99	20,83	39,58
4647	5,05	–	2,92	4,78	–	–	68,42
4649	5,99	0,26	2,93	5,87	–	–	36,17
4651	4,89	–	2,32	3,09	–	–	68,42
4652	2,95	–	1,48	2,95	–	–	75,00
4661	–	–	–	–	–	–	–
4662	21,05	–	17,54	22,80	–	–	41,67
4663	19,78	0,90	16,63	15,28	–	–	68,18
4664	2,50	–	2,50	2,50	–	–	–
4665	1,37	–	1,37	1,37	–	–	–
4669	13,64	0,45	6,37	11,82	–	–	30,00
4671	9,25	–	7,71	10,79	–	–	–
4672	5,62	–	5,62	3,75	–	–	55,56
4673	4,67	–	3,51	4,09	–	–	37,50
4674	30,36	–	16,87	30,36	–	–	33,33
4679	10,20	–	9,16	8,99	17,29	16,95	66,10
4681	7,79	–	5,97	3,37	–	–	53,33
4682	78,10	0,56	66,30	72,48	56,19	7,19	73,38
4683	–	–	–	–	–	–	–
4684	14,16	–	11,02	8,39	–	–	51,85
4685	3,98	–	3,98	2,99	–	–	50,00
4686	6,07	–	5,56	6,58	–	–	66,67
4687	17,86	0,33	16,86	17,19	–	–	48,15
4689	6,88	–	4,87	6,02	–	–	54,17
4691	14,73	0,37	13,26	13,63	36,84	25,00	55,00
4693	13,33	0,21	10,36	12,69	–	–	46,03
4711	14,40	0,20	11,58	14,20	1,82	1,27	51,90
4712	4,76	0,10	3,47	4,62	2,05	4,31	52,16
4713	8,04	0,14	5,31	7,83	–	–	64,35
4721	4,48	0,06	3,50	4,35	–	–	60,56
4722	4,44	–	2,59	4,25	–	–	25,00
4723	5,41	0,23	3,38	5,18	22,54	41,67	50,00
4724	13,79	–	11,14	13,09	–	–	58,97
4729	4,51	0,06	3,30	4,12	6,35	14,08	56,34
4731	4,30	–	2,60	4,12	–	–	55,46
4732	–	–	–	–	–	–	–

Capítulo 78 - Rio de Janeiro

78.1 - Indicadores de acidentes do trabalho, segundo a Classificação Nacional de Atividades Econômicas (CNAE), dos estabelecimentos localizados no estado do Rio de Janeiro - 2015

(continuação)

CNAE	INDICADORES DE ACIDENTES DO TRABALHO						
	Incidência (por 1.000 vínculos)	Incidência de Doenças Ocupacionais (por 1.000 vínculos)	Incidência de Acidentes Típicos (por 1.000 vínculos)	Incidência de Incapacidade Temporária (por 1.000 vínculos)	Taxa de Mortalidade (por 100.000 vínculos)	Taxa de Letalidade (por 1.000 acidentes)	Acidentalidade para a faixa 16 a 34 anos (por 100 acidentes)
4741	1,86	–	0,74	1,86	–	–	60,00
4742	2,79	–	1,40	2,79	–	–	40,00
4743	6,41	–	5,49	6,10	–	–	57,14
4744	5,98	0,08	4,34	5,86	5,92	9,90	47,85
4751	3,47	–	1,73	3,27	10,21	29,41	61,76
4752	3,19	0,28	1,67	3,05	–	–	69,57
4753	8,63	0,64	5,24	8,75	12,87	14,93	48,76
4754	4,11	0,06	2,82	3,83	–	–	47,95
4755	3,13	–	2,51	2,96	–	–	68,57
4756	1,73	–	1,73	1,73	–	–	100,00
4757	4,53	–	2,27	4,53	–	–	60,00
4759	5,30	0,19	1,89	5,30	–	–	64,29
4761	2,55	0,15	1,05	2,48	–	–	64,71
4762	–	–	–	–	–	–	–
4763	2,82	–	1,88	2,68	–	–	71,43
4771	4,37	0,04	2,19	4,10	3,63	8,30	68,05
4772	1,84	–	1,19	1,52	–	–	58,82
4773	1,42	–	0,95	1,42	–	–	66,67
4774	1,15	–	0,99	0,99	–	–	85,71
4781	2,78	0,03	1,83	2,66	1,36	4,88	75,61
4782	2,78	–	1,96	2,68	–	–	77,59
4783	2,81	–	1,87	2,81	–	–	33,33
4784	11,23	–	7,59	10,92	–	–	56,76
4785	6,49	–	4,33	6,49	–	–	33,33
4789	3,33	0,10	2,03	3,23	–	–	57,89
4911	6,99	0,64	4,45	3,18	–	–	36,36
4912	20,60	0,43	12,78	18,32	14,20	6,90	39,31
4921	6,37	0,07	3,89	6,27	6,72	10,54	33,22
4922	9,07	–	6,54	9,15	23,65	26,09	32,17
4923	7,75	0,29	4,02	5,74	–	–	25,93
4924	0,72	–	0,72	0,72	–	–	–
4929	5,79	–	3,33	4,43	–	–	36,17
4930	13,19	0,18	9,46	11,87	23,86	18,09	41,70
4940	27,29	–	18,36	10,92	–	–	36,36
5011	17,13	0,32	16,49	12,93	–	–	28,30
5012	17,89	–	14,91	14,91	–	–	75,00
5021	24,48	–	16,83	16,83	–	–	50,00
5030	23,47	0,14	20,23	8,56	–	–	43,82
5091	29,48	–	19,32	28,47	–	–	68,97
5111	15,94	0,35	9,46	15,24	–	–	43,96
5112	7,57	–	3,94	6,36	–	–	60,00
5211	14,29	–	9,58	11,09	16,81	11,76	44,71
5212	21,65	0,31	13,20	18,58	–	–	55,32
5221	27,30	–	19,99	24,22	76,89	28,17	52,11
5222	14,15	–	8,32	14,15	–	–	41,18
5223	5,47	0,13	3,12	5,08	13,02	23,81	52,38
5229	17,95	–	14,03	13,82	–	–	34,48
5231	27,76	0,22	21,86	21,42	–	–	33,07
5232	15,96	–	11,55	8,80	–	–	48,28
5239	21,49	–	15,63	17,59	–	–	36,36
5240	15,76	–	11,18	12,96	–	–	38,71
5250	9,07	–	5,93	6,43	–	–	54,55
5310	242,58	2,07	227,96	222,78	–	–	23,45
5320	10,93	0,19	4,82	10,56	–	–	69,49
5510	9,20	0,10	6,76	8,24	4,93	5,36	45,84
5590	4,17	–	2,24	3,85	–	–	23,08
5611	4,11	0,02	3,00	3,99	1,17	2,84	63,26
5612	6,56	–	3,28	6,56	–	–	50,00
5620	12,01	0,21	7,93	9,03	2,07	1,72	37,76
5811	3,75	–	3,22	3,75	–	–	57,14
5812	2,21	0,44	1,33	1,77	–	–	60,00
5813	6,62	–	3,31	6,62	–	–	–
5819	2,05	–	2,05	2,05	–	–	–
5821	5,04	–	2,52	5,04	–	–	50,00
5822	9,09	–	5,19	8,44	–	–	35,71
5823	10,86	–	10,86	10,86	–	–	–
5829	4,64	–	4,64	4,12	–	–	44,44
5911	4,09	0,58	1,17	4,09	–	–	14,29
5912	–	–	–	–	–	–	–
5913	–	–	–	–	–	–	–
5914	12,18	–	9,92	10,37	–	–	62,96
5920	8,91	–	2,97	8,91	–	–	100,00
6010	1,97	0,49	0,98	1,97	–	–	50,00
6021	20,36	0,16	15,11	14,22	–	–	37,70
6022	5,17	–	2,82	5,17	47,03	90,91	36,36
6110	7,51	0,23	5,16	7,28	–	–	48,44
6120	7,96	0,15	3,63	8,04	–	–	44,66
6130	2,59	–	2,59	–	–	–	–
6141	8,69	1,24	4,97	7,45	–	–	85,71
6143	14,57	–	9,71	14,57	–	–	66,67

Capítulo 78 - Rio de Janeiro

78.1 - Indicadores de acidentes do trabalho, segundo a Classificação Nacional de Atividades Econômicas (CNAE), dos estabelecimentos localizados no estado do Rio de Janeiro - 2015

(continuação)

CNAE	INDICADORES DE ACIDENTES DO TRABALHO						
	Incidência (por 1.000 vínculos)	Incidência de Doenças Ocupacionais (por 1.000 vínculos)	Incidência de Acidentes Típicos (por 1.000 vínculos)	Incidência de Incapacidade Temporária (por 1.000 vínculos)	Taxa de Mortalidade (por 100.000 vínculos)	Taxa de Letalidade (por 1.000 acidentes)	Acidentalidade para a faixa 16 a 34 anos (por 100 acidentes)
6190	9,64	0,29	5,47	9,35	–	–	47,76
6201	8,28	0,22	1,03	7,47	–	–	42,48
6202	4,70	–	1,34	4,70	–	–	57,14
6203	4,88	0,41	1,63	3,66	–	–	50,00
6204	7,72	0,09	1,22	6,94	–	–	40,45
6209	7,60	0,11	1,93	6,96	–	–	63,38
6311	4,08	–	1,90	3,80	–	–	60,00
6319	1,24	–	–	1,24	–	–	100,00
6391	–	–	–	–	–	–	–
6399	1,41	–	–	1,41	–	–	100,00
6421	1,21	0,81	0,40	1,21	20,22	166,67	16,67
6422	42,95	26,80	4,36	45,39	–	–	24,65
6423	9,13	1,20	5,24	6,89	14,97	16,39	27,87
6424	8,69	2,48	2,48	7,45	–	–	28,57
6431	1,84	0,92	–	1,84	–	–	50,00
6433	12,45	–	1,89	4,90	–	–	27,27
6434	17,57	–	5,86	11,71	–	–	–
6436	3,31	3,31	–	3,31	–	–	–
6450	7,56	–	1,89	7,56	–	–	25,00
6462	5,98	–	2,69	4,93	–	–	42,50
6463	7,88	–	3,94	7,88	–	–	75,00
6491	–	–	–	–	–	–	–
6493	3,98	–	1,59	3,19	–	–	40,00
6499	12,69	–	2,24	11,20	–	–	23,53
6511	8,25	–	1,18	7,86	–	–	47,62
6512	4,04	–	0,97	3,71	–	–	40,00
6520	7,13	0,59	1,19	7,13	–	–	75,00
6530	9,30	–	9,30	2,33	–	–	25,00
6541	12,30	–	2,38	8,73	–	–	19,35
6542	5,31	–	1,77	5,31	–	–	66,67
6550	11,65	0,19	4,93	9,95	–	–	49,59
6611	7,29	–	–	7,29	–	–	100,00
6612	4,65	–	1,86	4,65	–	–	60,00
6613	5,64	–	2,82	5,64	–	–	50,00
6619	5,38	0,95	2,22	5,70	–	–	35,29
6621	6,14	–	–	6,14	–	–	–
6622	2,28	–	0,91	2,28	–	–	60,00
6629	2,97	–	–	2,97	–	–	66,67
6630	7,17	–	–	7,17	–	–	50,00
6810	12,38	–	11,14	10,65	–	–	42,00
6821	2,99	0,53	1,41	2,28	–	–	52,94
6822	10,81	–	6,27	9,87	–	–	52,17
6911	2,76	0,07	0,92	2,33	–	–	46,15
6912	2,70	–	0,67	3,37	67,44	250,00	25,00
6920	2,90	0,08	0,77	2,62	–	–	55,56
7020	6,78	0,12	2,18	5,51	–	–	54,46
7111	8,94	–	6,71	5,22	–	–	41,67
7112	12,19	0,12	7,81	9,97	5,85	4,80	49,88
7119	9,63	0,17	5,85	6,54	–	–	57,14
7120	7,41	–	3,47	6,15	–	–	61,70
7210	24,47	0,17	17,72	18,39	–	–	25,52
7220	1,37	–	1,37	1,37	–	–	100,00
7311	5,26	0,40	0,81	5,26	–	–	46,15
7312	6,68	–	5,01	6,68	–	–	50,00
7319	8,44	0,26	4,35	7,92	–	–	51,52
7320	0,92	–	–	0,92	–	–	100,00
7410	7,30	–	4,86	7,30	–	–	33,33
7420	4,86	0,69	1,39	4,86	–	–	14,29
7490	18,32	0,15	13,58	8,39	–	–	47,50
7500	1,74	0,87	–	1,74	–	–	100,00
7711	13,15	0,67	7,99	12,31	16,64	12,66	32,91
7719	10,30	–	6,87	7,56	–	–	66,67
7721	4,87	–	4,87	4,87	–	–	–
7722	5,28	–	3,52	5,28	–	–	66,67
7723	3,51	–	3,51	3,01	–	–	71,43
7729	5,60	–	5,60	5,60	–	–	14,29
7732	14,25	–	9,56	12,27	72,15	50,63	50,63
7733	5,48	0,27	1,10	5,75	–	–	55,00
7739	14,60	–	10,59	13,32	–	–	50,55
7740	3,14	–	1,57	3,14	–	–	100,00
7810	8,04	0,12	1,92	7,01	5,91	7,35	42,65
7820	8,90	0,20	3,36	7,88	15,61	17,54	47,37
7830	7,76	0,17	2,51	5,71	11,66	15,04	33,83
7911	2,23	0,12	0,74	2,11	–	–	27,78
7912	–	–	–	–	–	–	–
7990	3,03	–	–	3,03	–	–	100,00
8011	4,68	0,06	1,37	4,10	14,79	31,62	39,53
8012	16,59	0,84	8,08	16,27	10,50	6,33	26,58
8020	4,01	–	2,68	3,57	–	–	44,44
8111	4,61	–	0,66	4,28	–	–	40,48

Capítulo 78 - Rio de Janeiro

78.1 - Indicadores de acidentes do trabalho, segundo a Classificação Nacional de Atividades Econômicas (CNAE), dos estabelecimentos localizados no estado do Rio de Janeiro - 2015

(conclusão)

CNAE	INDICADORES DE ACIDENTES DO TRABALHO						
	Incidência (por 1.000 vínculos)	Incidência de Doenças Ocupacionais (por 1.000 vínculos)	Incidência de Acidentes Típicos (por 1.000 vínculos)	Incidência de Incapacidade Temporária (por 1.000 vínculos)	Taxa de Mortalidade (por 100.000 vínculos)	Taxa de Letalidade (por 1.000 acidentes)	Acidentalidade para a faixa 16 a 34 anos (por 100 acidentes)
8112	4,26	0,07	3,02	4,01	0,89	2,09	34,10
8121	9,49	0,18	4,29	8,52	4,98	5,25	30,12
8122	13,30	–	7,34	11,93	45,87	34,48	58,62
8129	10,17	0,25	6,20	6,69	24,79	24,39	48,78
8130	6,24	–	3,51	5,07	–	–	25,00
8211	10,16	0,05	3,73	9,53	–	–	47,14
8219	4,49	–	1,98	4,13	–	–	60,00
8220	6,31	0,32	2,05	5,87	–	–	63,28
8230	4,95	–	3,20	4,79	–	–	58,06
8291	3,35	–	1,17	3,18	–	–	80,00
8292	19,74	–	14,10	16,92	–	–	71,43
8299	6,13	0,11	3,78	4,97	2,20	3,58	44,44
8411	3,64	0,02	2,65	2,55	–	–	29,18
8412	8,27	–	8,00	4,41	–	–	10,00
8413	2,17	–	2,17	2,17	–	–	100,00
8423	7,84	–	7,84	7,84	–	–	–
8424	2,22	–	1,48	2,22	–	–	–
8425	–	–	–	–	–	–	–
8430	–	–	–	–	–	–	–
8511	8,57	–	1,88	8,10	–	–	32,88
8512	1,81	0,08	1,03	1,81	–	–	31,82
8513	2,61	–	1,75	2,44	–	–	34,27
8520	1,47	–	1,19	1,47	–	–	23,08
8531	6,59	0,05	4,95	6,22	–	–	40,69
8532	2,78	–	1,87	2,55	–	–	48,98
8533	4,61	–	4,61	3,69	–	–	60,00
8541	2,93	–	1,47	2,93	–	–	16,67
8542	7,32	–	7,32	7,32	–	–	66,67
8550	4,00	–	2,00	2,67	–	–	33,33
8591	1,10	–	–	–	–	–	–
8592	8,14	–	2,33	8,14	–	–	28,57
8593	1,60	0,30	0,53	1,60	–	–	47,62
8599	8,08	0,36	4,22	7,07	7,21	8,93	37,95
8610	44,24	0,27	34,82	22,71	–	–	46,52
8621	9,12	–	4,15	8,29	–	–	27,27
8630	11,79	0,27	8,37	7,12	–	–	44,83
8640	14,97	0,10	10,49	9,66	–	–	53,69
8650	5,31	–	3,16	3,27	–	–	40,38
8660	20,14	–	13,55	10,42	–	–	51,72
8690	21,81	0,36	16,87	12,89	–	–	41,44
8711	5,38	0,36	3,94	5,02	–	–	20,00
8712	7,27	–	4,04	7,27	–	–	44,44
8720	9,48	–	1,90	7,58	–	–	20,00
8730	5,91	–	4,55	5,46	–	–	7,69
8800	6,35	0,26	3,86	5,40	–	–	44,59
9001	5,34	–	4,27	5,34	–	–	40,00
9003	4,18	–	4,18	4,18	–	–	–
9101	2,69	–	1,35	2,69	–	–	50,00
9102	6,36	–	6,36	6,36	–	–	–
9200	25,87	–	19,40	25,87	–	–	18,75
9311	38,63	–	32,19	38,63	–	–	33,33
9312	5,22	–	3,96	5,12	9,66	18,52	38,89
9313	1,09	0,07	0,41	1,02	–	–	56,25
9319	4,52	–	3,67	4,80	–	–	37,50
9321	7,87	–	3,94	7,87	–	–	33,33
9329	5,54	–	3,53	5,54	–	–	36,36
9411	9,17	–	4,39	8,77	–	–	30,43
9412	11,93	–	9,62	7,66	–	–	43,28
9420	3,77	0,49	1,64	3,44	–	–	21,74
9430	14,71	0,38	11,04	8,64	–	–	39,80
9491	4,28	0,21	2,95	3,93	7,02	16,39	39,34
9493	5,72	–	1,91	5,72	–	–	33,33
9499	7,26	0,32	3,47	6,00	–	–	43,48
9511	6,49	0,25	1,50	6,49	24,97	38,46	53,85
9512	9,00	–	5,40	8,10	–	–	50,00
9521	6,01	–	3,66	5,75	–	–	56,52
9529	2,15	–	1,29	2,15	–	–	20,00
9601	9,73	–	7,35	8,22	–	–	24,44
9602	2,02	0,19	1,16	1,94	–	–	48,08
9603	7,88	–	5,73	7,16	–	–	50,00
9609	1,74	–	0,80	1,60	–	–	46,15
9700	0,34	–	0,34	0,34	–	–	–
9900	4,77	–	4,77	2,39	–	–	–
Outros(1)	58,87	0,56	44,01	39,25	56,07	9,52	52,38

Fonte: DATAPREV, CAT, SUB, CNIS.

Notas: 1. Os dados são preliminares, estando sujeitos a correções.
2. As atividades econômicas que apresentam valores zerados para os indicadores são aquelas onde não ocorreram acidentes no período.

(1) Englobam as atividades que possuíam número médio de vínculos no ano menor que 100.

Capítulo 78 - Rio de Janeiro

78.2 - Indicadores de acidentes do trabalho, segundo a Classificação Nacional de Atividades Econômicas (CNAE), dos estabelecimentos localizados no estado do Rio de Janeiro - 2016

(continua)

CNAE	INDICADORES DE ACIDENTES DO TRABALHO						
	Incidência (por 1.000 vínculos)	Incidência de Doenças Ocupacionais (por 1.000 vínculos)	Incidência de Acidentes Típicos (por 1.000 vínculos)	Incidência de Incapacidade Temporária (por 1.000 vínculos)	Taxa de Mortalidade (por 100.000 vínculos)	Taxa de Letalidade (por 1.000 acidentes)	Acidentalidade para a faixa 16 a 34 anos (por 100 acidentes)
TOTAL	**11,81**	**0,38**	**7,75**	**9,36**	**4,37**	**3,70**	**41,94**
0111	4,33	–	–	4,33	–	–	–
0113	18,47	–	5,09	18,47	–	–	34,48
0116	–	–	–	–	–	–	–
0121	5,65	–	2,82	5,65	–	–	12,50
0122	3,12	–	3,12	3,12	–	–	–
0133	–	–	–	–	–	–	–
0134	–	–	–	–	–	–	–
0139	13,07	–	8,71	13,07	–	–	33,33
0151	1,83	–	1,69	1,83	–	–	38,46
0152	9,26	–	7,41	9,26	–	–	20,00
0155	3,91	0,98	1,95	3,91	–	–	25,00
0159	–	–	–	–	–	–	–
0161	0,72	0,14	0,29	0,72	14,47	200,00	40,00
0162	13,75	–	13,75	13,75	–	–	20,00
0210	13,86	4,62	9,24	9,24	–	–	33,33
0230	9,16	–	9,16	9,16	–	–	50,00
0311	2,93	–	2,93	2,93	–	–	–
0322	7,46	–	7,46	7,46	–	–	–
0600	23,23	0,27	19,59	5,57	–	–	34,91
0710	19,42	–	8,96	5,60	–	–	32,69
0810	20,30	0,53	17,36	19,23	–	–	32,89
0892	8,65	–	8,65	8,65	–	–	50,00
0899	–	–	–	–	–	–	–
0910	21,81	0,27	18,49	4,98	–	–	53,56
1011	16,86	–	13,89	13,89	–	–	70,59
1012	12,86	0,39	11,30	12,47	–	–	48,48
1013	13,60	–	9,60	13,20	–	–	44,12
1020	13,57	–	6,43	13,57	71,44	52,63	47,37
1031	9,75	–	7,31	7,31	–	–	50,00
1032	4,93	–	4,93	4,93	–	–	–
1033	5,25	–	5,25	5,25	–	–	50,00
1051	5,81	–	5,81	5,81	–	–	25,00
1052	15,49	–	11,73	15,02	–	–	42,42
1053	5,31	0,66	3,99	4,65	–	–	37,50
1061	28,96	–	28,96	24,82	–	–	57,14
1062	18,97	–	17,62	18,97	–	–	35,71
1066	20,73	–	9,42	22,61	188,44	90,91	45,45
1069	21,64	2,55	15,28	19,10	–	–	47,06
1071	8,11	–	8,11	8,11	–	–	–
1081	9,70	–	4,85	9,70	–	–	75,00
1091	9,36	0,07	6,77	8,77	6,64	7,09	32,62
1092	8,03	–	6,02	8,03	–	–	37,50
1093	4,23	–	2,11	4,23	–	–	100,00
1094	6,26	–	4,29	5,54	–	–	57,14
1095	17,40	3,87	13,54	15,47	–	–	44,44
1096	11,27	–	6,26	11,27	–	–	33,33
1099	21,17	0,22	16,54	20,51	22,05	10,42	57,29
1111	6,24	–	4,16	6,24	–	–	–
1112	12,40	–	8,27	12,40	–	–	–
1113	12,90	0,83	8,53	8,94	20,80	16,13	59,68
1121	7,53	–	4,18	7,53	–	–	55,56
1122	23,17	–	18,02	19,91	–	–	49,63
1220	15,66	–	14,09	15,66	–	–	40,00
1311	34,98	2,69	13,45	29,60	–	–	61,54
1321	–	–	–	–	–	–	–
1323	16,52	–	10,32	14,45	–	–	62,50
1330	18,42	–	18,42	18,42	–	–	38,46
1340	8,78	–	7,02	8,78	–	–	60,00
1351	10,15	–	7,61	10,15	–	–	75,00
1352	13,06	–	13,06	13,06	–	–	50,00
1353	111,98	6,22	93,31	111,98	–	–	55,56
1354	2,42	–	2,42	2,42	–	–	–
1359	14,89	–	12,33	14,46	–	–	54,29
1411	13,05	0,06	10,12	12,99	–	–	72,46
1412	2,72	–	1,69	2,63	–	–	41,38
1413	3,88	0,55	1,11	3,88	–	–	28,57
1414	–	–	–	–	–	–	–
1422	10,01	5,01	5,01	10,01	–	–	25,00
1521	3,25	0,54	1,08	3,25	–	–	16,67
1529	–	–	–	–	–	–	–
1531	5,41	–	5,41	2,70	–	–	50,00
1540	33,03	–	24,02	24,02	–	–	54,55
1610	19,15	–	19,15	19,15	–	–	–
1622	8,85	–	7,38	8,85	–	–	–
1623	7,08	–	7,08	7,08	–	–	50,00
1629	–	–	–	–	–	–	–
1721	17,74	–	14,61	12,00	–	–	41,18
1731	16,64	–	11,88	16,64	237,67	142,86	85,71
1733	10,71	–	9,89	10,71	–	–	53,85
1741	16,22	–	12,98	15,14	54,08	33,33	56,67

Capítulo 78 - Rio de Janeiro

78.2 - Indicadores de acidentes do trabalho, segundo a Classificação Nacional de Atividades Econômicas (CNAE), dos estabelecimentos localizados no estado do Rio de Janeiro - 2016

(continuação)

CNAE	INDICADORES DE ACIDENTES DO TRABALHO						
	Incidência (por 1.000 vínculos)	Incidência de Doenças Ocupacionais (por 1.000 vínculos)	Incidência de Acidentes Típicos (por 1.000 vínculos)	Incidência de Incapacidade Temporária (por 1.000 vínculos)	Taxa de Mortalidade (por 100.000 vínculos)	Taxa de Letalidade (por 1.000 acidentes)	Acidentalidade para a faixa 16 a 34 anos (por 100 acidentes)
1742	10,48	–	10,48	10,48	–	–	60,00
1749	9,99	–	7,49	9,99	–	–	50,00
1811	12,29	–	8,51	12,29	–	–	30,77
1812	47,32	0,86	38,14	15,20	–	–	24,24
1813	4,13	–	2,06	4,13	–	–	50,00
1821	2,64	–	1,32	2,64	–	–	–
1822	7,97	1,33	6,64	7,97	–	–	33,33
1830	3,54	–	–	3,54	–	–	–
1921	30,14	0,33	17,62	13,05	13,25	4,40	32,09
1922	15,37	–	14,73	11,53	–	–	41,67
1931	6,89	–	6,89	6,89	–	–	20,00
1932	22,22	–	–	22,22	–	–	100,00
2014	16,56	–	16,56	11,83	–	–	42,86
2019	16,61	–	12,46	8,30	–	–	45,00
2021	15,37	4,19	8,38	5,59	–	–	27,27
2029	13,63	–	8,18	10,90	–	–	20,00
2031	19,86	–	15,89	15,89	–	–	40,00
2033	14,08	–	14,08	9,39	–	–	33,33
2051	5,79	–	5,79	2,89	–	–	–
2052	47,12	–	39,75	29,45	–	–	34,38
2061	7,26	–	5,44	3,63	–	–	25,00
2062	25,14	–	25,14	24,24	–	–	53,57
2063	12,56	0,77	8,73	10,72	–	–	43,90
2071	7,39	–	6,26	5,69	–	–	53,85
2073	7,46	7,46	–	7,46	–	–	–
2091	–	–	–	–	–	–	–
2092	21,49	–	20,15	24,18	268,67	125,00	18,75
2093	30,12	–	24,81	19,49	–	–	29,41
2094	13,67	–	6,83	13,67	–	–	75,00
2099	15,96	–	13,58	15,62	–	–	38,30
2110	7,83	–	6,71	7,83	–	–	28,57
2121	25,25	0,15	19,75	13,81	14,85	5,88	44,71
2122	4,26	–	4,26	4,26	–	–	50,00
2123	11,85	–	7,90	11,85	–	–	33,33
2211	14,03	0,20	13,03	7,22	20,05	14,29	47,14
2212	9,39	–	7,82	6,26	–	–	16,67
2219	49,72	2,29	35,18	42,83	–	–	64,62
2221	57,34	24,72	27,68	24,72	–	–	20,69
2222	18,28	–	14,89	16,21	18,85	10,31	53,61
2223	–	–	–	–	–	–	–
2229	13,95	–	10,46	10,25	10,57	7,58	63,64
2311	28,66	–	18,24	20,84	–	–	50,00
2312	34,54	1,77	30,11	22,14	–	–	46,15
2319	13,97	–	9,31	13,97	–	–	44,44
2320	7,90	–	5,27	3,95	–	–	16,67
2330	17,86	1,16	14,17	13,59	–	–	33,70
2341	31,59	–	27,64	23,69	–	–	12,50
2342	6,96	–	4,26	6,96	22,44	32,26	35,48
2349	16,62	–	15,24	16,62	–	–	58,33
2391	7,24	–	4,71	7,24	–	–	35,00
2392	8,92	–	–	8,92	–	–	100,00
2399	14,94	–	12,64	14,37	57,47	38,46	61,54
2421	10,68	–	9,66	4,32	–	–	47,62
2422	19,25	1,93	14,37	9,21	27,64	14,35	55,02
2423	19,68	–	15,37	9,84	30,75	15,63	50,00
2431	17,96	1,28	12,83	12,83	–	–	42,86
2439	13,13	–	13,13	5,84	–	–	55,56
2441	20,32	–	20,32	20,32	–	–	42,86
2443	38,46	–	28,85	38,46	–	–	–
2449	30,62	–	25,52	30,62	–	–	50,00
2451	16,35	–	8,17	16,35	–	–	33,33
2452	12,44	–	4,98	12,44	–	–	40,00
2511	18,08	–	13,46	14,72	–	–	55,81
2512	7,10	–	6,48	6,79	–	–	47,83
2513	23,55	0,55	20,26	20,81	–	–	58,14
2521	7,28	–	7,28	5,46	–	–	25,00
2522	28,06	5,61	22,45	22,45	–	–	60,00
2532	8,39	–	5,25	8,39	–	–	37,50
2539	7,97	0,76	6,45	6,45	–	–	57,14
2542	14,00	0,26	9,51	13,74	–	–	50,94
2543	12,41	–	8,27	12,41	–	–	–
2591	30,40	0,35	26,60	24,87	–	–	55,68
2592	10,05	–	7,18	10,05	–	–	57,14
2593	3,25	–	3,25	3,25	–	–	–
2599	16,84	–	14,66	11,81	21,87	12,99	63,64
2610	11,04	–	8,28	11,04	–	–	50,00
2621	–	–	–	–	–	–	–
2631	16,25	–	13,00	16,25	–	–	20,00
2651	4,01	–	4,01	4,01	–	–	–
2670	3,39	–	–	3,39	–	–	–
2710	5,82	5,82	–	–	–	–	–

Capítulo 78 - Rio de Janeiro

78.2 - Indicadores de acidentes do trabalho, segundo a Classificação Nacional de Atividades Econômicas (CNAE), dos estabelecimentos localizados no estado do Rio de Janeiro - 2016

(continuação)

CNAE	INDICADORES DE ACIDENTES DO TRABALHO						
	Incidência (por 1.000 vínculos)	Incidência de Doenças Ocupacionais (por 1.000 vínculos)	Incidência de Acidentes Típicos (por 1.000 vínculos)	Incidência de Incapacidade Temporária (por 1.000 vínculos)	Taxa de Mortalidade (por 100.000 vínculos)	Taxa de Letalidade (por 1.000 acidentes)	Acidentalidade para a faixa 16 a 34 anos (por 100 acidentes)
2731	3,17	–	2,11	2,11	–	–	66,67
2732	–	–	–	–	–	–	–
2733	43,29	–	40,59	16,23	–	–	43,75
2740	14,00	–	14,00	14,00	–	–	40,00
2759	25,77	–	25,77	25,77	–	–	62,50
2790	7,69	–	2,56	7,69	–	–	16,67
2812	33,07	–	27,24	33,07	–	–	41,18
2813	9,33	–	6,22	8,30	–	–	66,67
2821	8,02	–	4,01	8,02	–	–	50,00
2822	21,02	–	9,96	19,92	–	–	52,63
2823	10,27	–	10,27	10,27	–	–	83,33
2829	11,10	0,62	7,40	9,25	–	–	50,00
2840	6,25	–	6,25	6,25	–	–	50,00
2851	17,65	–	12,81	9,11	–	–	43,55
2852	11,58	–	5,79	11,58	–	–	100,00
2854	50,61	9,20	41,41	25,31	–	–	59,09
2861	–	–	–	–	–	–	–
2862	10,57	–	10,57	10,57	–	–	66,67
2869	20,80	–	13,86	20,80	–	–	55,56
2910	15,70	–	13,84	6,12	–	–	66,10
2920	9,22	0,77	7,69	6,92	–	–	16,67
2930	17,60	0,35	13,80	16,56	34,50	19,61	41,18
2944	8,14	–	8,14	8,14	–	–	50,00
2945	10,51	–	10,51	3,50	–	–	66,67
2949	19,67	–	16,94	16,94	–	–	61,11
2950	4,77	–	2,38	4,77	–	–	50,00
3011	19,59	0,53	16,93	10,37	8,87	4,52	47,96
3012	3,83	3,83	–	3,83	–	–	–
3031	15,93	1,99	13,94	11,95	–	–	37,50
3032	6,78	–	6,78	6,78	–	–	100,00
3092	2,63	–	–	2,63	–	–	–
3099	–	–	–	–	–	–	–
3101	9,15	–	7,09	8,92	–	–	57,50
3102	12,20	1,52	10,67	12,20	–	–	50,00
3103	15,75	–	9,00	13,50	–	–	85,71
3104	3,46	–	2,77	3,46	–	–	100,00
3211	4,53	–	–	4,53	–	–	50,00
3212	2,23	–	2,23	2,23	–	–	–
3230	14,61	–	14,61	14,61	–	–	100,00
3240	–	–	–	–	–	–	–
3250	6,51	0,14	3,61	6,22	–	–	42,22
3291	14,25	2,85	11,40	14,25	–	–	80,00
3292	9,32	–	9,32	9,32	–	–	50,00
3299	10,34	–	8,54	8,99	–	–	39,13
3311	33,43	1,39	27,86	33,43	–	–	45,83
3312	6,33	–	4,74	4,74	–	–	25,00
3313	13,86	0,77	9,24	11,55	–	–	38,89
3314	11,40	0,28	7,82	6,60	–	–	49,59
3315	6,94	–	6,94	6,94	–	–	–
3316	31,20	0,34	24,08	25,10	–	–	32,61
3317	16,63	0,71	12,74	14,86	–	–	46,81
3319	21,55	1,20	11,97	15,56	–	–	50,00
3321	8,74	–	5,83	6,19	–	–	33,33
3329	3,32	–	3,32	3,32	–	–	33,33
3511	11,14	0,54	7,07	8,43	–	–	31,71
3512	8,57	–	5,46	6,62	–	–	40,91
3513	12,40	–	7,09	10,04	–	–	14,29
3514	27,84	0,24	17,23	19,82	–	–	44,92
3520	17,80	–	11,33	14,56	–	–	54,55
3600	33,26	4,07	22,78	15,76	30,51	9,17	25,99
3701	18,65	–	15,99	15,10	88,82	47,62	52,38
3702	20,69	–	17,93	13,79	–	–	53,33
3811	53,59	0,52	43,40	50,85	–	–	36,59
3812	13,01	–	8,13	9,75	–	–	37,50
3821	14,97	0,54	10,09	13,65	9,75	6,51	34,53
3822	59,63	–	56,65	16,40	–	–	40,00
3831	15,95	–	12,54	14,81	–	–	42,86
3832	35,86	1,99	31,88	31,88	–	–	50,00
3839	11,86	–	10,38	11,86	–	–	62,50
3900	52,65	–	21,94	21,94	–	–	75,00
4110	29,92	0,19	27,17	28,12	9,47	3,16	49,05
4120	14,02	0,08	11,53	12,66	5,93	4,23	45,56
4211	18,05	–	14,90	16,54	–	–	48,25
4212	19,54	1,82	15,24	12,89	6,51	3,33	50,33
4213	12,92	0,40	8,08	12,32	20,19	15,63	34,38
4221	26,39	0,34	19,98	22,92	9,77	3,70	48,52
4222	10,71	–	7,91	9,18	25,51	23,81	40,48
4291	11,50	–	9,58	5,75	–	–	50,00
4292	8,22	–	5,72	4,53	17,86	21,74	47,10
4299	14,00	0,05	10,99	11,04	4,62	3,30	40,26
4311	19,66	–	13,76	19,66	–	–	50,00

Capítulo 78 - Rio de Janeiro

78.2 - Indicadores de acidentes do trabalho, segundo a Classificação Nacional de Atividades Econômicas (CNAE), dos estabelecimentos localizados no estado do Rio de Janeiro - 2016

(continuação)

CNAE	INDICADORES DE ACIDENTES DO TRABALHO						
	Incidência (por 1.000 vínculos)	Incidência de Doenças Ocupacionais (por 1.000 vínculos)	Incidência de Acidentes Típicos (por 1.000 vínculos)	Incidência de Incapacidade Temporária (por 1.000 vínculos)	Taxa de Mortalidade (por 100.000 vínculos)	Taxa de Letalidade (por 1.000 acidentes)	Acidentalidade para a faixa 16 a 34 anos (por 100 acidentes)
4312	16,21	–	10,81	16,21	–	–	66,67
4313	15,12	–	12,68	13,17	24,38	16,13	35,48
4321	8,60	0,05	5,97	8,05	16,44	19,11	47,13
4322	9,77	–	6,40	8,70	–	–	47,27
4329	13,13	–	8,61	8,39	11,03	8,40	40,34
4330	8,42	0,08	6,28	7,47	23,84	28,30	51,89
4391	15,37	1,14	11,96	14,23	–	–	51,85
4399	17,01	0,37	13,08	15,82	14,86	8,73	48,03
4511	6,32	–	3,99	5,98	–	–	45,95
4512	7,36	–	7,36	7,36	–	–	100,00
4520	4,70	–	3,31	4,54	–	–	39,34
4530	4,26	0,09	2,78	4,07	9,26	21,74	48,91
4541	7,75	–	1,63	7,75	–	–	47,37
4543	14,38	–	7,19	14,38	–	–	50,00
4613	–	–	–	–	–	–	–
4614	3,41	3,41	–	3,41	–	–	100,00
4615	–	–	–	–	–	–	–
4616	7,18	–	7,18	–	–	–	100,00
4617	5,96	–	1,99	5,96	–	–	100,00
4618	4,07	–	2,04	4,07	–	–	100,00
4619	0,96	–	0,96	0,96	–	–	–
4623	6,67	–	5,49	6,27	–	–	41,18
4631	7,30	–	5,67	7,30	–	–	44,44
4632	10,75	–	8,86	10,75	–	–	70,59
4633	4,42	0,49	2,62	4,26	16,38	37,04	40,74
4634	6,79	–	5,48	6,27	–	–	46,15
4635	16,23	0,27	10,76	14,44	8,97	5,52	49,17
4636	25,17	1,09	14,23	25,17	–	–	52,17
4637	9,60	0,34	6,00	9,60	17,15	17,86	37,50
4639	10,23	0,08	7,67	9,51	7,99	7,81	47,66
4641	4,04	–	4,04	4,04	–	–	60,00
4642	3,73	–	1,15	3,73	–	–	38,46
4643	–	–	–	–	–	–	–
4644	7,27	0,15	5,09	7,41	–	–	58,00
4645	4,25	0,18	2,83	3,36	–	–	54,17
4646	5,19	0,39	2,20	5,19	–	–	50,00
4647	3,67	–	2,36	3,67	–	–	64,29
4649	5,67	0,14	2,90	5,26	–	–	51,22
4651	6,67	0,28	2,50	4,72	–	–	37,50
4652	8,37	–	6,70	6,70	–	–	30,00
4661	–	–	–	–	–	–	–
4662	13,25	–	11,04	13,25	–	–	33,33
4663	5,47	–	4,47	3,98	–	–	54,55
4664	4,46	–	1,49	2,98	–	–	100,00
4665	2,97	–	2,97	2,97	–	–	–
4669	8,57	–	5,71	8,09	–	–	38,89
4671	11,80	–	8,43	11,80	–	–	42,86
4672	7,69	–	5,59	6,29	–	–	54,55
4673	10,32	–	9,64	10,32	–	–	33,33
4674	20,44	–	13,63	20,44	–	–	33,33
4679	7,43	0,20	6,26	6,26	–	–	52,63
4681	9,61	0,27	6,14	5,87	–	–	13,89
4682	48,95	0,56	43,89	41,07	–	–	71,26
4683	5,68	–	–	5,68	–	–	100,00
4684	13,94	–	10,77	6,97	–	–	59,09
4685	23,48	–	18,54	16,07	123,60	52,63	47,37
4686	5,02	0,56	3,90	5,02	–	–	33,33
4687	9,60	0,37	6,65	9,97	36,94	38,46	53,85
4689	5,99	–	4,10	5,04	–	–	57,89
4691	17,34	–	15,57	16,64	–	–	55,10
4693	12,12	–	7,92	10,95	–	–	46,15
4711	16,44	0,13	13,53	16,14	1,79	1,09	50,92
4712	3,97	0,06	2,92	3,87	2,06	5,18	58,55
4713	6,81	0,08	5,12	6,27	15,29	22,47	66,29
4721	3,49	0,09	2,23	3,46	3,14	9,01	58,56
4722	2,90	–	2,17	2,90	–	–	31,25
4723	4,82	–	2,98	4,59	–	–	52,38
4724	11,23	0,08	8,90	10,57	–	–	62,96
4729	4,51	–	2,88	4,45	6,54	14,49	44,93
4731	4,32	0,07	2,69	4,10	7,26	16,81	53,78
4732	–	–	–	–	–	–	–
4741	3,53	–	1,57	2,35	–	–	66,67
4742	2,96	–	1,78	2,67	–	–	60,00
4743	5,90	–	3,82	4,86	–	–	64,71
4744	6,73	0,11	5,17	6,56	8,41	12,50	48,44
4751	3,31	0,11	1,48	3,19	–	–	41,38
4752	3,82	–	1,99	3,67	–	–	76,00
4753	9,47	0,15	6,45	9,47	5,12	5,41	45,95
4754	4,05	–	2,38	4,05	–	–	57,14
4755	2,84	–	1,86	2,84	–	–	62,07
4756	–	–	–	–	–	–	–

Capítulo 78 - Rio de Janeiro

78.2 - Indicadores de acidentes do trabalho, segundo a Classificação Nacional de Atividades Econômicas (CNAE), dos estabelecimentos localizados no estado do Rio de Janeiro - 2016

(continuação)

CNAE	INDICADORES DE ACIDENTES DO TRABALHO						
	Incidência (por 1.000 vínculos)	Incidência de Doenças Ocupacionais (por 1.000 vínculos)	Incidência de Acidentes Típicos (por 1.000 vínculos)	Incidência de Incapacidade Temporária (por 1.000 vínculos)	Taxa de Mortalidade (por 100.000 vínculos)	Taxa de Letalidade (por 1.000 acidentes)	Acidentalidade para a faixa 16 a 34 anos (por 100 acidentes)
4757	5,75	–	1,92	5,75	–	–	58,33
4759	2,59	–	1,20	2,59	–	–	61,54
4761	2,37	–	1,31	2,21	–	–	62,07
4762	–	–	–	–	–	–	–
4763	3,42	–	2,42	3,28	–	–	50,00
4771	4,38	0,02	2,50	4,14	1,81	4,13	60,74
4772	2,72	–	1,53	2,07	–	–	72,00
4773	5,53	–	3,52	5,02	–	–	63,64
4774	1,32	–	0,33	1,32	–	–	87,50
4781	2,78	0,09	1,81	2,66	–	–	75,40
4782	3,42	0,10	2,12	3,42	–	–	74,24
4783	2,48	–	1,74	1,98	–	–	40,00
4784	8,75	–	6,13	7,88	–	–	73,33
4785	4,32	–	4,32	4,32	–	–	100,00
4789	3,42	0,03	2,14	3,26	2,71	7,94	63,49
4911	8,63	–	5,98	5,31	–	–	61,54
4912	20,38	0,13	12,01	18,09	27,00	13,25	36,42
4921	6,26	0,10	3,43	6,14	6,97	11,13	34,69
4922	7,03	0,08	4,74	7,03	8,18	11,63	32,56
4923	4,11	–	1,71	3,43	34,26	83,33	16,67
4924	1,41	–	0,70	0,70	–	–	–
4929	6,97	–	3,84	6,68	–	–	24,49
4930	12,22	0,19	8,88	11,01	16,99	13,91	34,77
4940	22,92	0,26	16,23	8,50	–	–	32,58
4950	9,35	–	–	9,35	–	–	100,00
5011	18,31	–	16,68	16,68	–	–	17,78
5012	26,84	–	26,84	21,81	–	–	43,75
5021	6,26	–	6,26	6,26	–	–	–
5030	19,04	0,38	17,51	8,11	15,30	8,03	41,77
5091	9,32	–	6,99	6,99	–	–	50,00
5111	11,29	0,18	5,65	10,20	–	–	41,94
5112	6,58	–	4,50	4,85	34,62	52,63	36,84
5211	10,31	–	8,17	8,71	–	–	58,62
5212	18,80	0,21	11,62	13,52	21,12	11,24	49,44
5221	23,95	–	21,48	20,43	–	–	54,41
5222	10,80	–	5,89	9,81	–	–	54,55
5223	5,05	–	3,54	4,93	25,27	50,00	42,50
5229	20,16	0,43	15,83	18,21	–	–	38,71
5231	17,83	–	12,34	13,71	–	–	47,25
5232	9,58	–	6,58	4,79	–	–	62,50
5239	22,33	–	17,01	20,20	–	–	28,57
5240	12,41	0,13	8,57	9,98	–	–	41,24
5250	10,65	–	6,89	9,39	–	–	37,25
5310	206,28	1,19	188,77	167,62	–	–	19,25
5320	14,28	–	7,98	14,28	–	–	69,12
5510	9,65	0,32	6,70	8,60	–	–	39,14
5590	5,43	–	4,41	5,43	–	–	37,50
5611	4,60	0,07	3,19	4,46	3,62	7,87	68,11
5612	3,36	–	–	3,36	–	–	100,00
5620	11,56	0,07	7,40	8,75	–	–	44,07
5811	4,08	–	1,17	4,08	–	–	71,43
5812	3,82	–	3,27	2,73	–	–	28,57
5813	7,17	–	–	7,17	–	–	100,00
5819	4,90	–	–	4,90	–	–	50,00
5821	12,39	–	10,32	12,39	–	–	33,33
5822	6,70	–	5,86	6,70	–	–	50,00
5823	2,76	–	2,76	2,76	–	–	–
5829	4,45	–	4,45	4,45	–	–	12,50
5911	4,38	–	1,88	4,38	–	–	28,57
5912	3,76	–	–	3,76	–	–	100,00
5913	–	–	–	–	–	–	–
5914	14,23	0,46	10,56	13,77	–	–	64,52
5920	6,20	–	3,10	3,10	–	–	50,00
6010	2,69	–	1,61	2,69	–	–	20,00
6021	15,96	0,08	10,88	12,17	8,06	5,05	42,93
6022	4,96	0,45	4,06	4,51	45,13	90,91	27,27
6110	7,63	0,40	4,28	7,36	–	–	56,14
6120	7,92	–	3,71	7,58	–	–	45,74
6130	2,61	–	2,61	2,61	–	–	100,00
6141	10,99	–	8,25	9,62	–	–	50,00
6143	–	–	–	–	–	–	–
6190	10,46	0,14	7,31	10,03	–	–	50,68
6201	5,86	0,16	0,41	5,37	8,13	13,89	45,83
6202	1,40	–	–	1,40	–	–	100,00
6203	3,13	–	0,45	2,24	–	–	57,14
6204	6,90	0,09	1,49	5,69	–	–	37,84
6209	3,31	–	0,69	3,17	–	–	50,00
6311	9,79	0,25	3,01	9,79	–	–	41,03
6319	2,57	1,03	0,51	2,57	–	–	40,00
6391	–	–	–	–	–	–	–
6399	3,34	–	–	3,34	–	–	50,00

Capítulo 78 - Rio de Janeiro

78.2 - Indicadores de acidentes do trabalho, segundo a Classificação Nacional de Atividades Econômicas (CNAE), dos estabelecimentos localizados no estado do Rio de Janeiro - 2016

(continuação)

CNAE	INDICADORES DE ACIDENTES DO TRABALHO						
	Incidência (por 1.000 vínculos)	Incidência de Doenças Ocupacionais (por 1.000 vínculos)	Incidência de Acidentes Típicos (por 1.000 vínculos)	Incidência de Incapacidade Temporária (por 1.000 vínculos)	Taxa de Mortalidade (por 100.000 vínculos)	Taxa de Letalidade (por 1.000 acidentes)	Acidentalidade para a faixa 16 a 34 anos (por 100 acidentes)
6421	7,01	0,41	3,71	5,98	–	–	20,59
6422	42,90	28,92	4,13	42,48	3,82	0,89	26,09
6423	4,71	0,30	1,52	3,95	15,20	32,26	19,35
6424	1,19	–	–	1,19	–	–	100,00
6431	16,61	2,37	–	16,61	–	–	14,29
6433	20,32	–	3,07	11,88	–	–	41,51
6434	11,81	–	–	11,81	–	–	–
6436	–	–	–	–	–	–	–
6450	9,50	–	5,70	9,50	–	–	20,00
6462	8,36	0,15	5,08	7,02	29,86	35,71	48,21
6463	16,48	0,75	7,49	15,73	–	–	40,91
6491	2,09	–	–	2,09	–	–	100,00
6493	3,81	–	2,18	3,81	54,39	142,86	42,86
6499	9,77	–	3,01	6,01	–	–	–
6511	6,87	–	2,29	6,10	–	–	50,00
6512	4,75	0,16	0,98	4,75	–	–	24,14
6520	5,84	–	1,95	5,84	–	–	44,44
6530	4,95	–	–	2,48	–	–	–
6541	11,49	–	3,96	6,74	–	–	20,69
6542	5,65	–	1,88	5,65	–	–	–
6550	12,86	0,10	5,34	9,62	–	–	43,70
6611	17,65	–	8,82	17,65	–	–	–
6612	1,52	–	1,52	2,03	–	–	33,33
6613	2,17	–	2,17	2,17	–	–	100,00
6619	10,85	0,35	5,60	9,80	–	–	41,94
6621	14,58	–	–	14,58	–	–	16,67
6622	3,19	–	0,85	2,98	–	–	60,00
6629	3,02	1,01	–	3,02	–	–	66,67
6630	–	–	–	–	–	–	–
6810	11,80	–	10,98	10,15	27,44	23,26	44,19
6821	3,47	–	1,28	3,29	–	–	36,84
6822	10,65	0,32	7,26	9,36	–	–	48,48
6911	2,05	–	0,85	2,05	–	–	51,72
6912	6,55	0,94	2,81	6,55	–	–	28,57
6920	2,90	0,12	0,78	2,70	4,09	14,08	59,15
7020	5,24	–	1,46	4,51	–	–	54,43
7111	6,70	–	4,87	6,70	–	–	45,45
7112	11,71	0,11	7,71	8,87	10,81	9,23	47,38
7119	7,42	–	4,95	5,98	–	–	55,56
7120	9,50	–	4,40	7,18	–	–	68,29
7210	27,90	0,71	20,44	21,15	–	–	26,75
7220	–	–	–	–	–	–	–
7311	3,86	–	2,89	3,37	–	–	50,00
7312	7,89	–	7,89	7,89	–	–	75,00
7319	8,04	–	3,33	7,77	–	–	65,52
7320	2,86	–	0,95	2,86	–	–	66,67
7410	–	–	–	–	–	–	–
7420	3,19	–	1,59	3,19	–	–	25,00
7490	10,92	0,36	7,88	4,30	–	–	50,82
7500	6,27	–	3,92	4,70	–	–	37,50
7711	8,69	0,59	5,53	7,90	19,75	22,73	38,64
7719	6,16	–	3,85	6,16	–	–	12,50
7721	–	–	–	–	–	–	–
7722	6,64	–	3,80	4,75	–	–	85,71
7723	4,52	–	3,96	4,52	–	–	25,00
7729	5,73	–	5,73	5,73	–	–	50,00
7732	9,75	–	8,27	9,33	–	–	56,52
7733	2,88	–	0,24	2,88	–	–	50,00
7739	12,11	–	9,28	10,38	–	–	44,16
7740	1,63	1,63	–	1,63	–	–	–
7810	7,44	0,07	1,94	6,47	3,46	4,65	37,67
7820	7,92	0,16	2,89	7,13	7,92	10,00	47,00
7830	22,00	0,44	10,91	15,70	–	–	34,68
7911	2,55	–	0,71	2,13	–	–	55,56
7912	–	–	–	–	–	–	–
7990	2,49	–	–	2,49	–	–	100,00
8011	4,74	0,02	1,32	4,46	6,00	12,66	39,66
8012	17,52	0,13	8,69	17,52	38,93	22,22	21,48
8020	3,73	–	0,41	3,73	41,48	111,11	44,44
8111	5,14	0,10	1,44	4,93	10,28	20,00	42,00
8112	4,13	0,04	2,93	3,84	3,54	8,58	37,55
8121	6,57	0,15	2,36	5,76	3,25	4,95	33,17
8122	12,75	–	6,61	12,27	–	–	40,74
8129	12,64	–	6,44	8,67	–	–	33,33
8130	8,29	–	6,79	7,54	–	–	31,82
8211	11,16	0,29	5,04	9,50	4,90	4,39	39,91
8219	2,57	–	1,39	2,38	–	–	38,46
8220	6,73	0,28	1,99	6,40	–	–	62,27
8230	5,39	0,17	3,30	5,22	–	–	67,74
8291	2,68	0,17	0,84	2,68	–	–	62,50
8292	7,89	–	5,92	7,89	–	–	50,00

Capítulo 78 - Rio de Janeiro

78.2 - Indicadores de acidentes do trabalho, segundo a Classificação Nacional de Atividades Econômicas (CNAE), dos estabelecimentos localizados no estado do Rio de Janeiro - 2016

(conclusão)

CNAE	INDICADORES DE ACIDENTES DO TRABALHO						
	Incidência (por 1.000 vínculos)	Incidência de Doenças Ocupacionais (por 1.000 vínculos)	Incidência de Acidentes Típicos (por 1.000 vínculos)	Incidência de Incapacidade Temporária (por 1.000 vínculos)	Taxa de Mortalidade (por 100.000 vínculos)	Taxa de Letalidade (por 1.000 acidentes)	Acidentalidade para a faixa 16 a 34 anos (por 100 acidentes)
8299	5,90	0,06	3,01	4,90	–	–	48,54
8411	3,51	0,03	2,50	2,45	–	–	28,60
8412	21,43	0,57	19,71	8,86	–	–	42,67
8413	–	–	–	–	–	–	–
8423	–	–	–	–	–	–	–
8424	3,83	–	3,83	3,83	–	–	20,00
8425	–	–	–	–	–	–	–
8430	1,70	–	–	1,70	–	–	–
8511	6,72	0,11	2,79	6,21	–	–	39,83
8512	2,04	0,04	1,51	1,92	–	–	32,00
8513	3,00	0,07	1,87	2,64	–	–	25,00
8520	2,10	–	1,47	1,98	–	–	16,22
8531	7,08	–	5,24	5,93	–	–	44,81
8532	3,00	–	1,96	2,65	–	–	40,38
8533	1,05	–	1,05	1,05	–	–	–
8541	3,89	–	2,25	3,89	–	–	31,58
8542	5,67	–	5,67	5,67	–	–	50,00
8550	14,58	–	9,43	12,01	–	–	17,65
8591	2,06	–	–	2,06	–	–	50,00
8592	7,11	–	3,55	7,11	–	–	16,67
8593	1,29	0,08	0,48	1,29	–	–	43,75
8599	7,99	0,08	4,30	6,97	–	–	36,67
8610	44,29	0,42	35,27	21,77	2,70	0,61	44,57
8621	7,96	–	5,79	5,79	–	–	36,36
8622	9,35	–	9,35	–	–	–	100,00
8630	13,69	0,31	8,71	8,41	–	–	44,31
8640	16,84	–	11,23	10,54	–	–	51,83
8650	1,86	–	0,55	1,86	–	–	58,82
8660	24,43	0,30	19,60	9,95	–	–	45,68
8690	17,14	0,14	12,79	9,39	–	–	53,97
8711	4,50	–	2,77	4,50	–	–	23,08
8712	6,71	–	2,24	6,71	74,60	111,11	55,56
8720	18,54	–	14,83	3,71	–	–	66,67
8730	10,36	–	9,78	8,63	–	–	11,11
8800	7,55	0,09	4,69	6,17	–	–	43,90
9001	5,96	–	5,21	5,96	–	–	43,75
9003	12,82	–	12,82	12,82	–	–	33,33
9101	7,41	–	3,70	7,41	–	–	25,00
9102	3,24	–	3,24	3,24	–	–	100,00
9200	14,99	–	11,66	16,65	–	–	22,22
9311	19,80	–	9,90	19,80	–	–	50,00
9312	7,79	0,10	5,55	7,20	–	–	32,50
9313	1,81	0,07	0,94	1,81	–	–	44,44
9319	9,36	0,20	6,31	8,75	–	–	43,48
9321	10,18	1,27	7,64	10,18	–	–	62,50
9329	5,99	–	4,56	5,99	–	–	57,14
9411	7,83	0,41	3,71	7,01	–	–	36,84
9412	11,69	–	7,14	8,52	–	–	32,20
9420	3,18	0,50	0,50	3,34	–	–	5,26
9430	16,19	0,18	11,92	9,62	1,95	1,20	36,22
9491	4,57	–	3,48	4,42	–	–	25,40
9492	5,53	–	–	5,53	–	–	–
9493	8,68	–	6,95	8,68	–	–	40,00
9499	10,80	0,50	8,14	10,13	–	–	46,15
9511	5,77	0,26	3,15	5,51	–	–	36,36
9512	3,81	–	2,86	2,86	–	–	25,00
9521	5,72	–	4,00	5,72	28,58	50,00	50,00
9529	3,74	–	0,93	3,27	–	–	25,00
9601	6,27	0,22	4,71	6,05	–	–	39,29
9602	1,77	0,08	0,97	1,73	–	–	52,38
9603	8,55	–	5,81	7,52	–	–	44,00
9609	0,77	–	0,64	0,77	–	–	66,67
9700	11,63	–	7,75	11,63	–	–	–
9900	4,75	–	2,37	2,37	–	–	100,00
Outros (1)	48,03	1,15	38,83	29,63	115,05	23,95	48,50

Fonte: DATAPREV, CAT, SUB, CNIS.

Notas: 1. Os dados são preliminares, estando sujeitos a correções.
2. As atividades econômicas que apresentam valores zerados para os indicadores são aquelas onde não ocorreram acidentes no período.

(1) Englobam as atividades que possuíam número médio de vínculos no ano menor que 100.

Capítulo 79 - São Paulo

79.1 - Indicadores de acidentes do trabalho, segundo a Classificação Nacional de Atividades Econômicas (CNAE), dos estabelecimentos localizados no estado de São Paulo - 2015

(continua)

CNAE	INDICADORES DE ACIDENTES DO TRABALHO						
	Incidência (por 1.000 vínculos)	Incidência de Doenças Ocupacionais (por 1.000 vínculos)	Incidência de Acidentes Típicos (por 1.000 vínculos)	Incidência de Incapacidade Temporária (por 1.000 vínculos)	Taxa de Mortalidade (por 100.000 vínculos)	Taxa de Letalidade (por 1.000 acidentes)	Acidentalidade para a faixa 16 a 34 anos (por 100 acidentes)
TOTAL	**16,43**	**0,43**	**10,81**	**13,80**	**5,30**	**3,23**	**49,84**
0111	9,02	–	4,75	8,77	8,20	9,09	41,82
0112	94,42	–	19,44	97,20	–	–	50,00
0113	17,26	0,05	15,97	13,82	12,18	7,06	50,35
0115	15,42	–	14,52	15,88	90,73	58,82	38,24
0116	2,46	–	2,14	2,46	–	–	39,13
0119	30,50	0,54	26,14	30,50	54,46	17,86	46,43
0121	9,18	–	3,34	8,65	7,59	8,26	47,11
0122	6,89	–	5,97	6,55	–	–	61,67
0131	36,03	0,12	32,43	28,54	8,10	2,25	44,83
0132	65,75	–	57,90	63,79	196,27	29,85	34,33
0133	2,43	–	2,23	2,43	5,07	20,83	56,25
0134	5,27	–	4,23	5,12	7,43	14,08	22,54
0135	–	–	–	–	–	–	–
0139	11,02	0,34	4,65	10,85	–	–	32,81
0141	122,56	0,75	115,04	118,80	75,19	6,13	38,65
0142	35,17	–	28,97	33,10	–	–	41,18
0151	6,46	0,13	5,59	6,43	5,23	8,10	39,68
0152	10,73	–	9,83	10,28	–	–	41,67
0153	3,20	–	3,20	3,20	–	–	–
0154	14,26	–	12,96	13,61	64,81	45,45	50,00
0155	12,42	–	10,99	11,91	–	–	53,50
0159	2,92	0,37	1,83	2,92	–	–	62,50
0161	8,11	0,05	7,30	6,14	10,26	12,66	48,95
0162	21,40	–	20,10	20,75	32,42	15,15	43,94
0163	13,34	–	10,38	13,34	–	–	55,56
0210	18,42	0,11	15,65	13,42	21,30	11,56	45,66
0220	6,62	–	6,62	6,11	–	–	61,54
0230	5,59	0,29	5,29	3,23	29,41	52,63	36,84
0311	3,59	–	3,59	3,59	–	–	66,67
0322	23,50	–	20,01	21,75	–	–	77,78
0600	20,13	–	12,46	7,67	–	–	28,57
0710	9,73	–	9,73	9,73	–	–	100,00
0729	24,24	6,92	17,31	24,24	–	–	14,29
0810	23,32	0,67	19,50	21,15	29,89	12,82	40,06
0891	26,06	–	21,72	26,06	–	–	50,00
0892	35,93	–	8,98	35,93	–	–	75,00
0899	19,54	0,61	15,88	18,93	–	–	37,50
0910	41,26	–	38,31	13,75	–	–	78,57
0990	–	–	–	2,53	–	–	–
1011	58,52	0,62	52,83	54,90	15,38	2,63	55,72
1012	36,55	3,09	24,12	31,07	4,35	1,19	56,96
1013	33,21	1,17	28,07	28,68	12,13	3,65	54,93
1020	41,17	0,66	30,55	40,51	–	–	70,97
1031	15,77	0,23	11,88	15,08	–	–	60,87
1032	21,92	–	18,61	19,44	–	–	58,49
1033	31,12	0,35	24,66	23,02	46,97	15,09	57,74
1041	20,48	–	13,73	17,23	–	–	73,17
1042	21,66	0,62	16,40	19,81	–	–	50,00
1043	14,45	–	12,04	12,04	–	–	33,33
1051	26,17	0,35	20,86	25,11	–	–	64,86
1052	24,49	0,07	19,34	18,89	7,47	3,05	58,23
1053	15,39	0,35	12,45	13,83	–	–	66,29
1061	15,41	–	9,94	15,41	49,70	32,26	61,29
1062	34,29	1,58	25,32	32,97	26,37	7,69	44,62
1063	16,73	–	13,15	15,54	–	–	50,00
1064	29,43	0,98	20,60	28,45	–	–	66,67
1065	27,77	1,18	21,27	23,04	–	–	59,57
1066	25,91	0,33	21,83	23,49	16,66	6,43	57,88
1069	13,79	0,22	10,99	10,78	–	–	56,25
1071	28,41	0,07	26,45	15,92	17,79	6,26	53,55
1072	50,50	–	48,31	50,50	–	–	60,87
1081	15,95	–	11,55	14,85	–	–	50,00
1082	28,57	–	21,42	30,95	–	–	33,33
1091	14,62	0,20	10,64	13,95	–	–	61,52
1092	23,15	2,41	15,43	18,12	6,89	2,98	56,55
1093	20,62	0,24	16,15	16,52	–	–	57,57
1094	30,71	0,56	25,35	24,55	8,00	2,60	59,90
1095	20,11	0,22	13,84	18,82	–	–	64,52
1096	16,27	0,54	13,02	15,73	–	–	63,33
1099	19,66	0,26	15,20	16,90	2,84	1,45	59,10
1111	20,46	0,24	14,61	18,51	24,35	11,90	45,24
1112	14,17	–	12,99	12,99	–	–	33,33
1113	15,64	0,85	11,92	10,48	–	–	52,97
1121	20,69	0,49	14,53	18,23	–	–	64,29
1122	27,20	0,10	20,61	20,00	20,30	7,46	58,21
1220	51,75	–	31,05	31,05	–	–	40,00
1311	30,15	–	25,97	28,27	–	–	62,50
1312	8,91	–	7,64	8,91	–	–	64,29
1313	22,04	0,18	17,81	19,04	–	–	55,20
1314	10,23	–	8,58	9,57	–	–	29,03

Capítulo 79 - São Paulo

79.1 - Indicadores de acidentes do trabalho, segundo a Classificação Nacional de Atividades Econômicas (CNAE), dos estabelecimentos localizados no estado de São Paulo - 2015

(continuação)

CNAE	INDICADORES DE ACIDENTES DO TRABALHO						
	Incidência (por 1.000 vínculos)	Incidência de Doenças Ocupacionais (por 1.000 vínculos)	Incidência de Acidentes Típicos (por 1.000 vínculos)	Incidência de Incapacidade Temporária (por 1.000 vínculos)	Taxa de Mortalidade (por 100.000 vínculos)	Taxa de Letalidade (por 1.000 acidentes)	Acidentalidade para a faixa 16 a 34 anos (por 100 acidentes)
1321	30,03	0,38	23,57	24,45	25,34	8,44	51,48
1322	43,68	–	30,84	46,25	–	–	52,94
1323	24,87	0,09	19,03	22,43	8,73	3,51	51,93
1330	9,58	0,13	7,09	9,19	–	–	60,27
1340	21,06	0,53	16,21	19,74	–	–	46,03
1351	15,58	0,37	10,72	13,73	–	–	58,50
1352	10,68	0,28	7,58	9,55	–	–	47,37
1353	37,68	2,63	30,67	35,93	–	–	65,12
1354	21,21	0,13	16,77	19,18	38,11	17,96	48,50
1359	19,22	0,28	14,53	17,77	11,18	5,81	54,65
1411	7,80	0,41	4,75	7,33	–	–	58,26
1412	5,27	0,17	3,12	5,07	0,77	1,46	51,60
1413	9,51	–	7,67	8,67	–	–	56,14
1414	10,69	–	8,40	10,18	–	–	57,14
1421	14,74	–	10,51	11,15	–	–	65,22
1422	2,50	–	1,67	2,50	–	–	100,00
1510	35,20	0,14	26,65	33,34	–	–	56,68
1521	10,37	0,27	7,18	10,11	–	–	69,23
1529	13,71	0,25	11,68	12,19	–	–	62,96
1531	4,34	0,06	1,96	4,11	–	–	65,19
1532	9,12	–	6,08	8,74	–	–	54,17
1533	9,63	–	6,02	9,63	–	–	46,88
1539	8,13	–	4,07	7,46	–	–	60,42
1540	14,34	–	11,69	13,23	–	–	72,31
1610	68,09	0,43	55,51	66,57	–	–	46,50
1621	28,60	0,46	24,94	23,57	22,88	8,00	53,60
1622	27,42	–	23,55	26,53	–	–	44,57
1623	56,68	0,33	49,90	55,03	–	–	63,85
1629	30,72	0,16	26,15	29,78	15,76	5,13	67,69
1710	56,30	–	50,67	15,95	–	–	56,67
1721	28,08	0,08	23,67	17,83	8,33	2,97	48,37
1722	28,07	–	22,97	26,79	–	–	47,73
1731	21,97	0,42	16,74	21,03	–	–	66,19
1732	11,01	0,32	7,93	10,52	–	–	61,76
1733	30,60	0,23	24,12	26,68	5,69	1,86	59,29
1741	19,52	0,25	15,52	18,77	–	–	53,85
1742	30,01	0,46	25,87	22,65	–	–	62,84
1749	35,12	–	28,13	27,63	–	–	60,19
1811	23,19	0,59	16,64	22,51	–	–	52,74
1812	43,14	0,92	19,10	40,67	–	–	53,57
1813	15,14	0,39	11,11	14,75	5,52	3,65	58,76
1821	9,57	0,26	6,08	8,93	–	–	52,70
1822	10,21	0,55	7,30	9,85	–	–	53,57
1830	14,31	–	14,31	14,31	–	–	–
1921	17,53	0,19	12,86	6,23	19,48	11,11	36,67
1922	21,68	–	18,22	13,51	–	–	44,93
1931	39,03	0,02	34,80	25,92	19,32	4,95	55,26
1932	39,37	–	35,00	39,37	–	–	44,44
2011	28,16	–	26,15	8,05	–	–	57,14
2012	15,83	–	11,43	7,04	87,94	55,56	33,33
2013	30,81	0,44	25,51	26,98	14,74	4,78	53,59
2014	10,62	0,44	7,97	7,97	–	–	29,17
2019	23,60	0,56	20,79	14,61	28,10	11,90	61,90
2021	16,18	0,39	12,71	6,93	–	–	47,62
2022	16,69	–	13,91	15,30	–	–	50,00
2029	28,61	0,32	24,61	16,52	32,39	11,32	53,21
2031	23,93	0,26	17,50	18,01	–	–	43,01
2032	25,79	–	17,94	21,86	–	–	60,87
2033	15,89	–	15,89	15,89	–	–	60,00
2040	60,66	0,52	47,70	43,55	–	–	65,81
2051	7,49	–	5,74	6,49	24,95	33,33	40,00
2052	5,95	–	3,96	3,96	–	–	66,67
2061	14,57	0,09	10,10	11,59	8,78	6,02	58,43
2062	24,54	0,24	22,62	21,05	–	–	52,45
2063	17,75	1,06	11,94	15,22	–	–	58,99
2071	17,45	0,82	11,29	14,50	–	–	54,90
2072	15,32	0,70	9,75	13,93	69,64	45,45	68,18
2073	17,94	–	16,66	17,94	–	–	42,86
2091	29,83	–	22,45	29,27	–	–	62,86
2092	50,30	1,68	36,89	13,41	–	–	38,33
2093	18,40	0,31	13,91	16,85	–	–	62,18
2094	16,49	–	4,12	16,49	–	–	25,00
2099	18,68	0,96	14,06	14,39	4,16	2,23	48,78
2110	20,27	0,86	14,56	17,70	28,56	14,08	53,52
2121	14,24	0,26	10,13	11,10	2,15	1,51	50,60
2122	14,82	0,17	11,50	10,81	–	–	60,00
2123	5,44	–	5,44	–	–	–	–
2211	28,29	3,59	20,80	16,61	14,97	5,29	47,88
2212	24,92	0,80	17,50	23,07	–	–	55,32
2219	20,00	0,63	14,72	18,14	–	–	51,05
2221	28,14	0,69	22,42	25,62	11,44	4,07	63,82

Capítulo 79 - São Paulo

79.1 - Indicadores de acidentes do trabalho, segundo a Classificação Nacional de Atividades Econômicas (CNAE), dos estabelecimentos localizados no estado de São Paulo - 2015

(continuação)

CNAE	INDICADORES DE ACIDENTES DO TRABALHO						
	Incidência (por 1.000 vínculos)	Incidência de Doenças Ocupacionais (por 1.000 vínculos)	Incidência de Acidentes Típicos (por 1.000 vínculos)	Incidência de Incapacidade Temporária (por 1.000 vínculos)	Taxa de Mortalidade (por 100.000 vínculos)	Taxa de Letalidade (por 1.000 acidentes)	Acidentalidade para a faixa 16 a 34 anos (por 100 acidentes)
2222	28,70	0,83	22,13	26,36	9,90	3,45	60,48
2223	54,32	6,33	42,76	29,23	21,82	4,02	53,41
2229	22,04	0,65	17,11	19,36	3,35	1,52	59,09
2311	40,94	1,72	32,32	34,69	–	–	60,26
2312	16,49	0,52	12,67	14,23	17,36	10,53	36,84
2319	29,11	0,59	24,48	23,88	–	–	64,49
2320	12,52	–	7,93	8,35	–	–	60,00
2330	23,91	1,03	19,29	21,76	25,86	10,82	48,84
2341	17,39	0,41	13,66	14,49	–	–	47,62
2342	28,62	0,31	22,62	28,00	13,73	4,80	50,96
2349	19,68	0,74	12,87	15,09	–	–	35,34
2391	18,45	0,27	14,35	17,63	–	–	60,74
2392	26,27	–	22,77	21,02	–	–	33,33
2399	24,78	0,81	18,90	22,43	9,04	3,65	52,55
2411	60,13	8,59	51,54	25,77	–	–	28,57
2412	18,71	–	13,72	17,46	–	–	46,67
2421	5,37	–	5,37	5,37	–	–	50,00
2422	13,45	0,46	11,13	10,97	–	–	55,17
2423	41,89	11,18	23,13	26,16	–	–	38,46
2424	40,15	2,77	31,99	35,99	–	–	46,36
2431	36,58	9,82	20,32	32,51	33,87	9,26	38,89
2439	38,83	1,77	30,89	33,54	–	–	65,91
2441	18,77	2,46	13,86	15,35	–	–	54,67
2442	7,26	–	4,35	5,81	–	–	60,00
2443	37,45	6,24	26,75	37,75	–	–	41,27
2449	17,89	0,65	14,40	15,71	–	–	43,90
2451	55,47	1,98	48,12	48,61	41,34	7,45	55,14
2452	34,68	4,40	24,95	31,38	–	–	38,62
2511	41,70	0,69	30,35	39,64	8,60	2,06	52,58
2512	26,61	0,05	22,38	24,80	4,64	1,75	63,18
2513	23,50	1,73	18,61	21,77	15,77	6,71	55,03
2521	36,21	0,49	31,32	34,26	–	–	56,08
2522	25,87	–	14,72	23,64	–	–	53,45
2531	26,02	0,78	20,97	25,63	–	–	49,25
2532	26,27	0,77	21,46	24,78	5,93	2,26	51,02
2539	23,94	0,74	18,69	22,46	11,10	4,64	53,94
2541	12,07	–	10,34	12,07	–	–	57,14
2542	26,43	0,54	22,36	25,27	20,33	7,69	56,15
2543	17,69	0,30	14,39	15,49	–	–	51,98
2550	41,05	2,65	30,79	23,17	–	–	49,19
2591	28,46	1,22	23,10	23,96	–	–	50,85
2592	24,40	0,54	20,29	21,03	–	–	53,04
2593	30,39	1,61	21,99	27,17	–	–	56,82
2599	30,86	0,56	25,49	28,91	2,16	0,70	56,17
2610	11,72	0,48	6,92	11,15	–	–	62,30
2621	7,71	0,54	4,33	6,90	–	–	56,14
2622	14,04	1,51	6,95	10,17	–	–	57,94
2631	8,67	0,22	6,67	6,67	22,24	25,64	58,97
2632	8,45	1,66	4,29	5,12	–	–	54,10
2640	11,32	0,31	7,34	10,09	–	–	59,46
2651	13,00	0,43	8,76	10,66	8,67	6,67	53,33
2652	1,93	–	1,93	1,93	–	–	–
2660	13,39	0,26	8,24	12,62	–	–	55,77
2670	19,41	–	9,71	17,79	–	–	75,00
2710	19,44	0,92	15,06	13,52	7,68	3,95	57,31
2721	22,67	1,19	15,51	21,48	–	–	47,37
2722	10,04	0,97	7,12	10,04	–	–	35,48
2731	20,15	0,33	13,90	17,19	8,23	4,08	59,18
2732	13,48	0,18	9,89	13,30	–	–	53,33
2733	25,17	2,44	14,91	24,21	–	–	54,55
2740	15,45	0,50	11,34	15,20	–	–	54,84
2751	31,32	10,75	13,92	28,77	7,73	2,47	55,56
2759	13,40	0,51	8,80	12,58	–	–	55,73
2790	12,09	0,12	8,08	11,43	5,99	4,95	60,40
2811	26,04	1,15	20,76	19,28	–	–	43,67
2812	24,67	0,95	19,90	20,99	–	–	48,07
2813	19,51	0,49	13,79	17,77	–	–	48,26
2814	11,57	–	9,48	11,33	–	–	40,00
2815	25,73	1,21	18,59	22,63	–	–	49,21
2821	28,27	0,31	22,74	26,12	–	–	55,43
2822	27,28	0,39	23,52	25,44	19,28	7,07	56,89
2823	27,39	1,14	21,94	25,49	–	–	55,56
2824	13,95	–	10,23	13,02	–	–	53,33
2825	20,68	–	18,32	11,82	–	–	71,43
2829	26,01	0,79	20,14	23,09	9,13	3,51	55,91
2831	34,77	2,54	23,32	32,65	–	–	57,32
2832	30,19	–	25,66	30,19	–	–	65,00
2833	38,70	0,52	30,05	36,54	3,73	0,96	57,90
2840	26,62	0,80	22,32	23,52	10,01	3,76	47,37
2851	29,52	–	20,53	21,82	–	–	52,17
2852	46,43	0,43	39,92	34,72	–	–	51,40

Capítulo 79 - São Paulo

79.1 - Indicadores de acidentes do trabalho, segundo a Classificação Nacional de Atividades Econômicas (CNAE), dos estabelecimentos localizados no estado de São Paulo - 2015

(continuação)

CNAE	INDICADORES DE ACIDENTES DO TRABALHO						
	Incidência (por 1.000 vínculos)	Incidência de Doenças Ocupacionais (por 1.000 vínculos)	Incidência de Acidentes Típicos (por 1.000 vínculos)	Incidência de Incapacidade Temporária (por 1.000 vínculos)	Taxa de Mortalidade (por 100.000 vínculos)	Taxa de Letalidade (por 1.000 acidentes)	Acidentalidade para a faixa 16 a 34 anos (por 100 acidentes)
2853	19,85	4,72	11,17	11,91	–	–	50,00
2854	34,11	0,77	26,06	28,74	–	–	59,55
2861	34,18	0,34	28,71	31,79	–	–	56,00
2862	28,32	0,12	23,28	26,40	12,00	4,24	59,32
2863	29,64	–	20,86	29,64	–	–	55,56
2864	18,26	3,22	12,89	17,18	–	–	58,82
2865	14,35	–	11,48	12,92	71,76	50,00	35,00
2866	16,82	–	10,24	16,09	–	–	56,52
2869	24,39	0,29	19,81	23,17	–	–	54,14
2910	28,19	8,55	14,59	16,24	9,27	3,29	41,82
2920	24,85	7,38	12,69	16,35	–	–	37,53
2930	58,33	0,66	52,40	47,64	–	–	63,57
2941	23,20	3,80	14,55	19,84	–	–	49,75
2942	40,50	4,68	30,67	25,69	–	–	39,93
2943	29,10	2,97	19,77	22,46	14,12	4,85	46,60
2944	26,64	2,77	18,03	17,42	–	–	52,31
2945	14,71	0,74	7,18	13,23	–	–	48,40
2949	25,69	2,54	17,18	21,77	3,06	1,19	50,16
2950	11,01	–	9,49	10,25	–	–	51,72
3011	36,40	–	25,91	20,97	–	–	62,71
3012	16,22	–	7,21	16,22	180,18	111,11	44,44
3031	38,39	8,79	19,05	30,19	29,31	7,63	56,49
3032	48,25	8,51	30,51	48,25	–	–	41,18
3041	18,45	1,76	14,28	5,76	–	–	43,95
3042	24,92	4,22	16,47	19,43	–	–	57,63
3091	12,67	–	6,04	11,47	–	–	57,14
3092	22,46	0,28	14,50	21,04	–	–	69,62
3099	17,74	–	15,29	17,74	–	–	55,17
3101	28,06	0,30	22,07	26,82	–	–	56,28
3102	26,52	0,49	19,79	25,63	8,11	3,06	55,05
3103	15,26	–	13,08	15,26	–	–	47,62
3104	29,76	0,77	24,19	26,30	–	–	60,00
3211	9,12	–	3,65	8,46	–	–	61,82
3212	8,49	–	4,74	7,30	–	–	55,81
3220	21,74	–	18,45	17,79	–	–	54,55
3230	37,77	–	10,58	35,76	–	–	60,00
3240	17,97	0,20	14,62	17,36	10,15	5,65	56,50
3250	16,33	0,61	10,48	14,76	3,82	2,34	59,72
3291	31,33	0,98	16,64	29,86	–	–	68,75
3292	14,50	0,18	11,49	14,15	17,68	12,20	67,07
3299	21,16	0,29	15,45	19,93	7,22	3,41	60,41
3311	15,85	–	12,51	15,85	–	–	63,16
3312	13,12	0,46	8,98	11,51	46,04	35,09	36,84
3313	18,35	0,48	12,07	17,63	24,15	13,16	51,32
3314	16,41	0,45	11,98	14,51	4,52	2,75	56,20
3315	36,19	3,29	23,03	28,51	–	–	51,52
3316	14,56	–	10,86	11,08	43,45	29,85	44,78
3317	5,81	–	2,90	5,81	–	–	25,00
3319	22,96	0,34	15,42	18,51	–	–	44,78
3321	11,85	–	8,56	10,37	–	–	65,28
3329	20,23	–	16,03	19,66	–	–	60,38
3511	28,94	0,63	17,74	19,01	21,12	7,30	34,31
3512	15,52	0,66	11,81	7,87	21,86	14,08	38,03
3513	4,53	–	3,02	6,04	–	–	–
3514	22,22	0,86	12,20	12,92	19,78	8,90	46,88
3520	8,34	–	6,95	4,87	–	–	50,00
3530	35,78	–	25,04	32,20	–	–	40,00
3600	25,02	0,37	19,04	21,28	4,68	1,87	23,93
3701	22,65	–	17,24	17,24	–	–	56,52
3702	76,98	–	72,20	74,59	–	–	70,19
3811	49,22	1,04	41,88	40,39	11,35	2,31	55,07
3812	44,42	–	37,48	31,93	–	–	62,50
3821	53,64	–	42,82	34,94	–	–	44,95
3822	70,03	–	62,61	47,78	–	–	67,06
3831	19,70	1,75	13,57	17,95	–	–	53,33
3832	37,54	0,41	31,01	35,09	40,80	10,87	56,52
3839	41,03	–	36,17	40,42	–	–	46,67
3900	12,55	–	8,37	10,46	–	–	83,33
4110	36,67	0,27	32,85	34,47	12,50	3,41	50,31
4120	15,43	0,18	12,53	14,14	11,26	7,30	47,02
4211	29,58	0,12	25,23	25,90	14,52	4,91	50,49
4212	24,55	0,33	20,10	18,25	32,59	13,27	53,10
4213	17,52	0,28	14,36	16,62	11,27	6,43	45,98
4221	40,53	0,28	18,10	37,73	15,39	3,80	46,09
4222	14,72	0,26	11,52	12,39	25,98	17,65	53,53
4223	16,61	0,49	12,21	9,28	–	–	32,35
4291	32,87	0,63	29,71	26,55	–	–	53,85
4292	10,85	0,21	8,32	7,46	10,27	9,46	58,04
4299	20,59	0,28	16,71	17,92	15,53	7,54	47,06
4311	8,50	–	6,67	9,10	60,68	71,43	71,43
4312	21,42	–	18,07	20,08	–	–	56,25

Capítulo 79 - São Paulo

79.1 - Indicadores de acidentes do trabalho, segundo a Classificação Nacional de Atividades Econômicas (CNAE), dos estabelecimentos localizados no estado de São Paulo - 2015

(continuação)

CNAE	INDICADORES DE ACIDENTES DO TRABALHO						
	Incidência (por 1.000 vínculos)	Incidência de Doenças Ocupacionais (por 1.000 vínculos)	Incidência de Acidentes Típicos (por 1.000 vínculos)	Incidência de Incapacidade Temporária (por 1.000 vínculos)	Taxa de Mortalidade (por 100.000 vínculos)	Taxa de Letalidade (por 1.000 acidentes)	Acidentalidade para a faixa 16 a 34 anos (por 100 acidentes)
4313	13,15	0,17	10,18	11,66	16,50	12,55	39,75
4319	40,50	–	38,37	36,24	213,18	52,63	31,58
4321	10,56	0,12	7,59	9,48	12,15	11,51	58,06
4322	10,59	0,25	6,75	9,62	6,25	5,90	59,00
4329	14,03	0,28	9,05	11,52	12,13	8,65	51,87
4330	9,22	0,37	6,59	8,71	8,86	9,62	50,48
4391	21,53	0,41	18,25	18,57	–	–	51,53
4399	12,54	0,19	9,99	11,55	7,47	5,95	48,07
4511	9,73	0,10	5,82	9,13	2,89	2,98	61,16
4512	83,23	–	4,73	82,28	–	–	37,50
4520	12,93	0,28	9,17	12,40	17,01	13,16	57,07
4530	12,03	0,13	7,97	11,55	6,08	5,05	65,45
4541	14,73	0,14	5,32	13,87	21,56	14,63	69,27
4543	13,17	–	7,32	13,17	–	–	44,44
4611	17,54	–	11,69	17,54	–	–	41,67
4612	1,52	–	–	1,52	–	–	–
4613	12,37	–	9,62	12,37	–	–	66,67
4614	–	–	–	–	–	–	–
4615	–	–	–	–	–	–	–
4616	3,29	–	2,47	3,29	–	–	50,00
4617	9,74	–	3,79	9,20	–	–	72,22
4618	2,93	0,42	0,42	2,51	–	–	71,43
4619	4,81	0,27	1,87	4,81	–	–	66,67
4621	9,27	–	7,21	8,24	–	–	66,67
4622	25,84	–	23,17	23,17	–	–	62,07
4623	10,07	0,18	6,74	9,26	26,96	26,79	58,93
4631	14,16	–	9,90	13,74	–	–	50,49
4632	14,66	0,24	9,22	13,72	–	–	46,77
4633	10,59	0,12	7,18	10,11	11,90	11,24	51,31
4634	13,97	0,25	9,39	12,91	–	–	61,40
4635	21,67	0,32	15,33	18,29	–	–	63,65
4636	8,76	–	5,26	6,66	35,05	40,00	64,00
4637	11,34	0,36	7,20	10,68	18,00	15,87	56,61
4639	15,65	0,19	10,84	14,88	13,83	8,83	63,43
4641	6,33	0,14	3,30	6,05	–	–	67,39
4642	5,09	0,49	2,43	4,85	–	–	57,14
4643	5,25	0,28	2,48	4,97	–	–	84,21
4644	8,85	0,06	4,68	7,88	–	–	68,39
4645	6,88	0,29	2,88	5,77	5,88	8,55	59,83
4646	7,55	0,24	4,31	6,32	–	–	63,35
4647	9,17	0,29	4,62	8,66	–	–	68,00
4649	9,47	0,21	5,74	8,53	–	–	56,09
4651	3,52	0,07	0,95	3,38	–	–	72,92
4652	3,10	–	1,75	2,83	–	–	60,87
4661	23,31	–	17,95	22,05	–	–	68,92
4662	16,68	0,86	11,98	15,40	–	–	76,92
4663	7,60	0,25	5,17	7,10	9,94	13,07	58,82
4664	2,76	–	0,86	2,41	–	–	62,50
4665	7,90	0,29	5,56	7,02	–	–	77,78
4669	9,89	0,46	5,44	9,08	11,56	11,70	56,14
4671	20,54	0,32	17,70	20,23	31,60	15,38	53,85
4672	14,44	0,08	11,07	13,32	16,05	11,11	61,11
4673	9,82	0,33	5,83	8,66	–	–	71,19
4674	26,37	–	20,85	25,76	–	–	41,86
4679	19,95	0,39	14,98	18,53	–	–	61,26
4681	12,38	–	7,75	10,89	14,91	12,05	44,58
4682	33,92	2,99	26,69	26,69	–	–	63,97
4683	11,36	–	6,60	9,53	–	–	62,90
4684	11,76	0,45	7,89	10,42	14,89	12,66	56,96
4685	32,09	–	28,63	30,63	–	–	55,19
4686	22,15	–	18,50	21,35	–	–	66,49
4687	26,03	0,16	21,82	24,93	–	–	44,65
4689	8,93	0,18	6,71	8,42	4,62	5,18	53,37
4691	19,12	0,31	13,57	18,04	7,71	4,03	64,92
4692	7,41	–	4,76	6,35	–	–	50,00
4693	11,92	0,13	8,32	11,45	–	–	62,41
4711	20,28	0,28	15,01	19,55	3,68	1,81	66,68
4712	7,46	0,19	5,50	7,24	7,20	9,65	63,71
4713	11,47	0,38	6,72	10,72	4,04	3,52	70,25
4721	6,53	0,07	4,78	6,35	2,26	3,46	56,40
4722	16,75	0,28	12,95	16,37	3,52	2,10	68,70
4723	11,09	0,08	7,24	10,05	8,04	7,25	65,94
4724	9,60	0,37	6,87	9,04	–	–	61,29
4729	11,54	0,14	8,02	10,19	4,66	4,04	67,68
4731	8,23	0,11	3,98	7,86	5,65	6,87	59,75
4732	11,58	–	7,55	11,08	–	–	65,22
4741	8,99	0,17	4,62	8,66	8,40	9,35	68,22
4742	9,20	0,15	5,67	8,71	–	–	63,78
4743	20,43	0,62	16,72	19,46	8,85	4,33	69,70
4744	13,07	0,26	10,09	12,62	7,61	5,82	53,91
4751	5,70	0,06	2,55	5,23	1,89	3,31	69,54

Capítulo 79 - São Paulo

79.1 - Indicadores de acidentes do trabalho, segundo a Classificação Nacional de Atividades Econômicas (CNAE), dos estabelecimentos localizados no estado de São Paulo - 2015

(continuação)

CNAE	INDICADORES DE ACIDENTES DO TRABALHO						
	Incidência (por 1.000 vínculos)	Incidência de Doenças Ocupacionais (por 1.000 vínculos)	Incidência de Acidentes Típicos (por 1.000 vínculos)	Incidência de Incapacidade Temporária (por 1.000 vínculos)	Taxa de Mortalidade (por 100.000 vínculos)	Taxa de Letalidade (por 1.000 acidentes)	Acidentalidade para a faixa 16 a 34 anos (por 100 acidentes)
4752	6,12	0,04	2,95	5,81	–	–	74,45
4753	11,71	1,01	6,31	11,20	1,60	1,37	56,91
4754	8,16	0,27	5,30	7,66	–	–	62,22
4755	4,70	0,16	2,14	4,53	–	–	67,54
4756	2,56	0,51	1,53	2,56	–	–	60,00
4757	7,44	0,11	4,31	6,79	10,79	14,49	68,12
4759	8,54	0,22	5,42	8,06	3,66	4,29	70,39
4761	4,58	0,05	2,57	4,33	–	–	69,44
4762	1,74	–	0,87	1,74	–	–	50,00
4763	6,52	0,10	3,65	6,24	–	–	73,30
4771	7,78	0,09	4,21	6,79	2,86	3,68	74,51
4772	4,90	0,12	2,24	4,40	–	–	75,90
4773	4,38	0,19	2,10	4,00	–	–	56,52
4774	3,04	0,11	1,07	2,99	10,67	35,09	64,91
4781	4,94	0,11	2,69	4,67	1,97	3,99	76,77
4782	6,28	0,14	3,50	5,78	–	–	78,53
4783	3,22	0,17	1,07	3,06	–	–	58,97
4784	16,85	0,32	11,77	15,23	16,12	9,57	63,64
4785	14,69	–	12,07	13,12	–	–	53,57
4789	8,38	0,21	5,44	7,96	4,43	5,29	65,23
4911	22,00	0,18	16,32	12,47	–	–	65,83
4912	51,19	0,55	41,32	49,37	5,51	1,08	31,22
4921	10,64	0,18	6,11	10,24	8,07	7,59	33,52
4922	9,70	0,08	5,89	9,15	19,63	20,24	36,44
4923	5,07	0,22	2,64	5,07	–	–	26,09
4924	2,24	0,32	0,96	2,24	–	–	28,57
4929	9,34	0,32	5,55	7,96	15,76	16,88	35,86
4930	14,52	0,20	10,09	13,47	25,07	17,26	45,07
4940	35,30	–	28,24	9,88	–	–	28,00
4950	17,12	–	8,56	17,12	–	–	100,00
5011	1,48	–	1,48	1,48	–	–	100,00
5012	4,19	–	–	4,19	–	–	100,00
5021	21,63	–	21,63	21,63	–	–	33,33
5030	20,74	–	2,68	19,40	–	–	48,39
5111	14,65	0,12	8,30	14,04	–	–	55,83
5112	18,36	–	4,76	17,00	68,01	37,04	11,11
5120	9,07	–	1,81	8,16	–	–	40,00
5211	20,09	0,08	14,19	17,13	20,60	10,26	65,51
5212	21,66	0,16	11,10	19,69	–	–	55,27
5221	22,93	–	16,33	20,73	25,39	11,07	53,51
5222	44,15	0,34	24,14	42,42	–	–	38,28
5223	6,60	0,15	2,58	6,34	2,58	3,91	66,02
5229	16,39	0,23	11,38	14,00	34,15	20,83	54,17
5231	27,82	–	17,88	21,28	17,44	6,27	49,22
5232	5,19	0,21	0,62	4,98	–	–	56,00
5239	9,51	–	6,34	9,51	–	–	44,44
5240	24,96	0,13	17,66	21,64	13,28	5,32	43,09
5250	10,05	0,14	5,84	8,88	–	–	69,07
5310	109,35	9,79	90,77	84,48	–	–	24,92
5320	25,23	0,27	13,63	24,41	10,94	4,34	60,95
5510	10,63	0,17	7,17	10,08	7,07	6,65	46,01
5590	6,05	–	4,13	5,78	–	–	31,82
5611	10,83	0,17	7,88	10,38	2,66	2,45	68,49
5612	6,82	0,31	5,27	5,58	–	–	45,45
5620	16,21	0,25	11,36	13,84	1,84	1,14	40,32
5811	3,61	0,12	2,45	3,26	–	–	45,16
5812	8,71	–	4,88	8,71	34,84	40,00	36,00
5813	2,90	–	1,24	2,90	–	–	57,14
5819	6,04	1,51	3,02	4,53	–	–	75,00
5821	12,44	0,48	8,57	11,15	–	–	62,34
5822	7,53	0,39	3,12	7,27	–	–	34,48
5823	8,30	–	5,43	7,35	–	–	57,69
5829	11,79	–	8,73	11,51	–	–	50,59
5911	3,01	–	1,21	2,41	–	–	60,00
5912	2,50	–	–	2,50	–	–	100,00
5913	3,71	–	1,85	3,71	–	–	–
5914	8,08	–	4,96	7,35	–	–	68,18
5920	7,45	–	5,59	7,45	–	–	–
6010	3,55	0,15	1,04	3,41	–	–	45,83
6021	13,99	0,91	7,61	10,74	13,02	9,30	29,77
6022	7,02	–	1,75	7,02	–	–	50,00
6110	12,05	0,07	7,36	11,75	7,44	6,17	60,49
6120	11,68	0,04	5,36	11,64	3,55	3,04	64,13
6130	3,96	–	1,98	3,96	–	–	–
6141	16,62	–	7,12	16,62	–	–	71,43
6143	13,81	–	4,97	13,81	–	–	60,00
6190	11,75	0,24	8,70	11,31	–	–	56,23
6201	6,79	0,09	0,80	6,49	–	–	39,79
6202	2,94	0,06	1,00	2,69	6,25	21,28	78,72
6203	4,24	0,11	0,73	4,13	–	–	64,00
6204	3,76	0,09	1,10	3,62	–	–	53,08

Capítulo 79 - São Paulo

79.1 - Indicadores de acidentes do trabalho, segundo a Classificação Nacional de Atividades Econômicas (CNAE), dos estabelecimentos localizados no estado de São Paulo - 2015

(continuação)

CNAE	INDICADORES DE ACIDENTES DO TRABALHO						
	Incidência (por 1.000 vínculos)	Incidência de Doenças Ocupacionais (por 1.000 vínculos)	Incidência de Acidentes Típicos (por 1.000 vínculos)	Incidência de Incapacidade Temporária (por 1.000 vínculos)	Taxa de Mortalidade (por 100.000 vínculos)	Taxa de Letalidade (por 1.000 acidentes)	Acidentalidade para a faixa 16 a 34 anos (por 100 acidentes)
6209	4,22	0,09	1,45	4,16	–	–	67,88
6311	4,89	0,07	1,53	4,53	–	–	52,38
6319	2,46	–	0,64	2,38	–	–	80,65
6391	2,01	–	2,01	2,01	–	–	100,00
6399	7,18	–	2,69	6,28	–	–	50,00
6421	15,60	0,43	12,74	8,37	–	–	23,39
6422	10,74	3,98	3,77	9,74	2,38	2,22	42,75
6423	6,94	0,34	2,58	5,80	4,23	6,10	39,02
6424	5,75	0,36	1,80	5,21	–	–	81,25
6431	6,74	0,52	1,55	6,74	–	–	61,54
6432	3,02	–	1,51	–	–	–	50,00
6434	6,15	–	6,15	6,15	–	–	100,00
6436	3,21	0,29	1,17	2,92	–	–	63,64
6437	5,46	–	–	5,46	–	–	100,00
6440	–	–	–	–	–	–	–
6450	3,93	–	–	3,93	–	–	–
6462	7,26	0,07	4,86	6,10	7,26	10,00	45,00
6463	8,74	1,25	6,86	8,74	–	–	35,71
6491	0,80	–	0,40	0,80	–	–	50,00
6492	–	–	–	–	–	–	–
6493	4,22	–	1,97	3,80	–	–	73,33
6499	6,64	–	6,64	5,31	–	–	20,00
6511	6,37	0,18	1,77	5,84	–	–	72,22
6512	3,40	–	1,05	3,15	8,09	23,81	63,10
6520	6,02	0,55	1,64	4,92	–	–	45,45
6530	3,74	–	3,74	3,74	–	–	–
6541	6,90	–	2,30	6,13	–	–	22,22
6542	8,97	0,75	3,74	8,97	–	–	33,33
6550	21,01	–	12,98	12,72	–	–	56,69
6611	7,09	–	–	7,09	–	–	75,00
6612	3,14	–	0,41	2,73	–	–	56,52
6613	7,49	–	2,25	6,74	–	–	65,00
6619	8,78	0,62	3,54	8,47	–	–	63,16
6621	8,17	–	2,72	8,17	–	–	44,44
6622	2,61	0,14	0,36	2,57	–	–	58,62
6629	5,97	–	0,75	5,97	–	–	70,83
6630	13,95	–	–	13,50	–	–	54,84
6810	16,41	0,26	13,36	15,70	12,97	7,91	43,48
6821	4,84	0,05	2,63	4,52	–	–	54,35
6822	7,44	0,07	4,49	6,92	7,36	9,90	52,48
6911	2,88	0,02	0,91	2,63	2,27	7,87	74,02
6912	9,03	–	3,11	8,19	–	–	65,63
6920	5,18	0,07	1,45	4,80	1,04	2,00	73,00
7020	4,78	0,20	1,89	4,19	–	–	59,45
7111	5,01	–	3,85	4,62	–	–	46,15
7112	11,82	0,13	8,01	10,30	7,33	6,20	42,01
7119	8,05	0,09	4,74	7,20	9,47	11,76	63,53
7120	8,37	0,30	4,38	7,37	9,97	11,90	60,71
7210	11,24	0,08	8,37	7,21	7,75	6,90	33,10
7220	5,15	–	2,29	4,58	–	–	44,44
7311	2,43	–	0,39	2,43	–	–	67,57
7312	12,71	–	9,37	10,71	–	–	52,63
7319	5,99	0,04	3,18	5,74	4,13	6,90	68,97
7320	5,15	–	1,96	5,15	–	–	51,72
7410	13,99	–	11,19	12,59	–	–	80,00
7420	12,14	0,47	2,36	12,14	–	–	36,36
7490	7,75	0,18	5,09	6,98	–	–	69,19
7500	6,87	0,30	4,48	5,98	–	–	56,52
7711	8,11	0,13	3,73	7,40	–	–	41,27
7719	6,04	–	4,70	5,71	–	–	50,00
7721	8,98	–	4,49	8,98	–	–	66,67
7722	12,76	0,61	5,47	12,76	–	–	95,24
7723	4,29	0,39	2,34	4,29	–	–	45,45
7729	14,70	–	8,82	13,53	–	–	70,00
7731	4,58	–	3,66	5,49	–	–	20,00
7732	23,38	0,13	17,75	21,02	6,55	2,80	53,22
7733	6,61	–	1,60	5,61	–	–	81,82
7739	14,32	0,34	10,46	12,27	5,68	3,97	56,35
7740	5,96	–	1,40	5,26	–	–	76,47
7810	7,76	0,24	3,29	7,23	–	–	43,94
7820	6,02	0,10	1,98	5,66	0,74	1,23	65,85
7830	4,68	0,09	2,04	4,40	–	–	49,01
7911	3,15	0,04	1,13	3,04	–	–	55,56
7912	2,36	–	–	4,72	–	–	–
7990	2,63	–	1,75	1,75	–	–	–
8011	6,39	0,08	1,34	6,05	12,52	19,59	41,67
8012	22,96	0,12	10,41	22,49	41,64	18,13	40,41
8020	10,11	–	4,88	8,99	17,63	17,44	62,21
8111	5,75	0,11	2,35	5,31	3,48	6,05	38,73
8112	7,87	0,15	5,34	7,39	5,83	7,40	34,27
8121	9,18	0,20	4,20	8,08	1,64	1,79	28,04

Capítulo 79 - São Paulo

79.1 - Indicadores de acidentes do trabalho, segundo a Classificação Nacional de Atividades Econômicas (CNAE), dos estabelecimentos localizados no estado de São Paulo - 2015

(conclusão)

CNAE	INDICADORES DE ACIDENTES DO TRABALHO						
	Incidência (por 1.000 vínculos)	Incidência de Doenças Ocupacionais (por 1.000 vínculos)	Incidência de Acidentes Típicos (por 1.000 vínculos)	Incidência de Incapacidade Temporária (por 1.000 vínculos)	Taxa de Mortalidade (por 100.000 vínculos)	Taxa de Letalidade (por 1.000 acidentes)	Acidentalidade para a faixa 16 a 34 anos (por 100 acidentes)
8122	14,39	–	6,91	12,89	–	–	38,31
8129	15,81	0,37	11,03	12,46	18,47	11,69	32,05
8130	16,33	0,11	11,50	15,58	10,74	6,58	38,16
8211	5,50	0,06	2,43	4,86	–	–	57,86
8219	4,74	0,05	1,93	4,05	4,88	10,31	63,92
8220	4,73	0,14	1,07	4,57	1,34	2,84	65,78
8230	6,17	0,24	4,36	5,99	–	–	60,78
8291	4,64	0,15	0,93	4,47	–	–	63,59
8292	18,55	0,26	14,01	16,35	–	–	60,84
8299	7,00	0,15	3,78	6,26	3,85	5,49	56,81
8411	13,35	0,14	9,23	11,39	1,99	1,49	23,46
8412	22,24	0,30	16,83	15,03	–	–	28,38
8413	22,98	–	11,95	18,39	–	–	10,00
8423	16,11	0,85	14,41	13,57	–	–	31,58
8424	27,38	–	25,28	27,38	–	–	46,15
8430	40,75	2,26	32,82	20,37	–	–	38,89
8511	22,97	0,11	6,62	21,52	2,24	0,97	41,77
8512	4,75	0,09	3,23	4,46	–	–	44,26
8513	4,89	0,06	3,09	4,43	–	–	36,97
8520	5,02	0,06	3,61	4,60	–	–	32,04
8531	12,77	0,33	4,29	11,73	1,50	1,18	31,84
8532	12,77	0,31	9,55	7,83	–	–	29,92
8533	7,11	0,17	4,80	6,34	–	–	40,96
8541	4,33	–	2,16	4,16	8,33	19,23	44,23
8542	1,66	–	0,41	1,66	–	–	50,00
8550	8,38	–	2,47	6,32	–	–	44,26
8591	2,16	–	1,54	2,16	–	–	71,43
8592	3,97	0,22	1,76	3,53	–	–	22,22
8593	2,51	–	0,85	2,37	–	–	53,57
8599	9,65	0,08	5,74	8,96	–	–	37,34
8610	55,54	0,46	41,30	30,27	0,26	0,05	45,86
8621	20,76	–	11,27	18,39	–	–	50,00
8622	24,34	–	7,10	19,27	101,40	41,67	54,17
8630	23,54	0,20	15,55	14,66	2,25	0,96	49,19
8640	27,94	0,11	18,09	16,94	3,11	1,11	57,35
8650	8,66	0,03	3,60	5,84	–	–	51,37
8660	28,67	0,26	20,54	14,85	–	–	45,05
8690	36,71	0,39	27,70	20,41	–	–	41,62
8711	15,37	0,19	11,00	13,05	–	–	34,74
8712	10,21	–	5,10	8,93	–	–	50,00
8720	52,38	–	44,48	21,76	–	–	43,75
8730	16,04	0,30	11,78	11,48	–	–	39,81
8800	13,62	0,30	8,30	12,14	1,48	1,09	48,75
9001	7,83	–	5,31	6,71	–	–	42,86
9003	–	–	–	–	–	–	–
9101	13,01	–	6,50	13,01	–	–	–
9102	1,85	–	1,85	1,85	–	–	100,00
9103	40,21	–	34,30	42,58	–	–	47,06
9311	10,17	–	6,10	10,17	–	–	30,00
9312	11,57	0,16	8,40	10,78	6,54	5,65	34,18
9313	3,70	–	1,98	3,48	3,66	9,90	70,30
9319	6,85	0,43	4,28	6,64	–	–	46,88
9321	31,76	–	25,23	22,26	–	–	62,62
9329	10,24	0,12	6,75	10,24	–	–	50,59
9411	4,13	–	1,95	3,79	–	–	41,67
9412	9,17	0,12	2,90	8,57	–	–	26,32
9420	7,84	0,40	3,72	7,30	–	–	33,54
9430	8,90	0,12	5,99	7,83	0,84	0,94	44,84
9491	10,12	0,16	7,18	9,49	6,24	6,17	33,95
9492	199,58	–	1,32	192,97	–	–	36,42
9493	15,72	0,30	10,09	15,72	29,67	18,87	50,94
9499	15,36	0,26	11,60	12,74	–	–	39,32
9511	6,31	0,30	2,74	5,93	–	–	57,65
9512	9,93	0,20	6,28	9,33	–	–	75,51
9521	9,05	0,29	5,17	8,76	–	–	63,49
9529	10,16	–	7,62	9,89	–	–	60,53
9601	13,03	0,60	8,29	11,45	–	–	54,39
9602	2,20	0,15	0,89	1,98	–	–	66,10
9603	13,53	–	7,79	12,65	14,71	10,87	48,91
9609	2,43	0,11	1,43	2,43	–	–	61,36
9700	0,70	–	0,33	0,70	–	–	26,32
9900	9,31	–	1,55	9,31	–	–	50,00
Outros(1)	98,96	0,92	24,97	87,86	–	–	37,38

Fonte: DATAPREV, CAT, SUB, CNIS.

Notas: 1. Os dados são preliminares, estando sujeitos a correções.
2. As atividades econômicas que apresentam valores zerados para os indicadores são aquelas onde não ocorreram acidentes no período.

(1) Englobam as atividades que possuíam número médio de vínculos no ano menor que 100.

Capítulo 79 - São Paulo

79.2 - Indicadores de acidentes do trabalho, segundo a Classificação Nacional de Atividades Econômicas (CNAE), dos estabelecimentos localizados no estado de São Paulo - 2016

(continua)

CNAE	INDICADORES DE ACIDENTES DO TRABALHO						
	Incidência (por 1.000 vínculos)	Incidência de Doenças Ocupacionais (por 1.000 vínculos)	Incidência de Acidentes Típicos (por 1.000 vínculos)	Incidência de Incapacidade Temporária (por 1.000 vínculos)	Taxa de Mortalidade (por 100.000 vínculos)	Taxa de Letalidade (por 1.000 acidentes)	Acidentalidade para a faixa 16 a 34 anos (por 100 acidentes)
TOTAL	**16,31**	**0,35**	**10,63**	**13,63**	**4,44**	**2,72**	**48,22**
0111	6,35	–	4,37	6,12	7,94	12,50	45,00
0112	50,93	–	8,49	50,93	–	–	38,89
0113	17,98	–	16,54	14,72	14,46	8,04	48,95
0115	13,60	–	11,41	14,48	43,87	32,26	48,39
0116	1,07	–	1,07	0,86	–	–	50,00
0119	37,65	0,60	32,87	35,85	59,76	15,87	52,38
0121	8,22	0,07	4,29	8,07	–	–	52,21
0122	6,19	–	5,14	5,60	11,67	18,87	45,28
0131	28,31	0,04	26,26	22,59	7,72	2,73	42,70
0132	64,17	1,05	59,96	64,17	–	–	32,79
0133	3,07	–	2,63	2,73	4,96	16,13	50,00
0134	7,38	0,07	6,26	7,08	7,45	10,10	35,35
0135	–	–	–	–	–	–	–
0139	8,97	–	4,40	9,13	–	–	47,17
0141	108,52	0,66	104,55	103,23	66,17	6,10	35,37
0142	29,21	–	27,13	28,17	104,33	35,71	46,43
0151	6,95	0,03	6,37	6,79	–	–	34,72
0152	5,72	–	5,72	5,72	–	–	41,67
0153	8,28	1,66	3,31	8,28	–	–	20,00
0154	8,93	–	8,93	8,93	–	–	57,14
0155	14,41	0,10	12,79	12,22	5,22	3,62	52,54
0159	4,38	–	2,55	4,38	–	–	66,67
0161	6,68	0,02	6,14	5,19	5,19	7,77	37,05
0162	11,26	–	9,33	10,61	–	–	28,57
0163	20,60	–	14,16	20,60	128,77	62,50	68,75
0210	18,56	0,21	15,98	14,80	42,91	23,12	50,29
0220	6,26	–	5,30	5,78	–	–	69,23
0230	17,51	–	14,77	12,03	27,35	15,63	51,56
0311	–	–	–	–	–	–	–
0322	28,57	–	23,64	27,58	–	–	58,62
0600	16,04	–	3,70	8,02	–	–	38,46
0729	44,89	–	29,93	44,89	–	–	16,67
0810	22,60	0,17	18,46	21,36	33,11	14,65	39,56
0891	32,05	–	22,89	32,05	–	–	42,86
0892	8,97	–	–	8,97	–	–	100,00
0899	25,62	3,94	17,74	22,34	–	–	15,38
0910	56,02	4,15	45,65	18,67	–	–	44,44
0990	6,97	–	4,65	2,32	–	–	–
1011	54,54	1,00	45,67	43,89	15,43	2,83	56,58
1012	35,40	1,43	26,12	29,69	17,86	5,04	59,90
1013	35,89	0,93	30,27	27,69	–	–	56,65
1020	53,51	–	37,70	52,29	60,80	11,36	61,36
1031	25,28	–	18,19	22,45	–	–	45,79
1032	16,26	0,43	11,55	15,40	–	–	50,00
1033	23,29	–	16,65	17,50	–	–	62,18
1041	14,54	0,25	11,79	12,79	–	–	55,17
1042	23,42	–	18,99	17,73	–	–	48,65
1043	22,43	–	13,46	20,63	–	–	68,00
1051	34,00	–	23,84	33,22	–	–	66,67
1052	24,73	0,08	18,70	18,62	15,08	6,10	63,41
1053	19,78	0,18	14,70	18,51	–	–	69,72
1061	18,35	–	11,41	18,35	–	–	51,35
1062	21,61	0,58	16,42	21,32	28,81	13,33	50,67
1063	18,20	–	14,79	20,47	–	–	43,75
1064	25,09	1,05	16,73	24,04	–	–	58,33
1065	26,33	–	21,18	18,89	–	–	58,70
1066	27,74	0,32	22,19	24,04	8,04	2,90	54,49
1069	15,87	–	11,40	13,86	22,36	14,08	46,48
1071	26,81	0,10	24,65	15,59	8,78	3,28	50,66
1072	40,70	–	36,83	38,77	–	–	66,67
1081	15,31	–	9,53	13,86	–	–	49,06
1082	35,41	–	30,69	37,77	–	–	53,33
1091	14,62	0,30	10,62	13,67	5,59	3,82	56,82
1092	20,95	0,64	15,87	16,09	7,15	3,41	50,17
1093	24,56	0,94	17,85	19,19	20,13	8,20	51,91
1094	25,11	0,41	19,23	21,14	–	–	56,44
1095	18,65	–	14,37	17,15	–	–	59,77
1096	16,58	–	10,50	15,48	–	–	53,33
1099	18,80	0,11	14,11	16,85	2,86	1,52	58,36
1111	24,21	–	18,48	22,13	–	–	45,16
1112	31,92	–	30,69	29,47	–	–	57,69
1113	17,34	–	13,82	12,35	32,72	18,87	57,08
1121	15,83	0,77	12,25	13,02	–	–	56,45
1122	21,84	0,21	16,27	15,52	–	–	53,43
1220	28,61	–	16,35	16,35	–	–	28,57
1311	33,35	0,25	27,58	29,59	–	–	51,13
1312	9,64	–	7,23	9,64	–	–	25,00
1313	19,93	–	15,22	17,36	–	–	53,76
1314	11,21	–	9,66	10,43	–	–	37,93
1321	31,14	0,14	23,01	26,87	13,78	4,42	43,36

Capítulo 79 - São Paulo

79.2 - Indicadores de acidentes do trabalho, segundo a Classificação Nacional de Atividades Econômicas (CNAE), dos estabelecimentos localizados no estado de São Paulo - 2016

(continuação)

CNAE	INDICADORES DE ACIDENTES DO TRABALHO						
	Incidência (por 1.000 vínculos)	Incidência de Doenças Ocupacionais (por 1.000 vínculos)	Incidência de Acidentes Típicos (por 1.000 vínculos)	Incidência de Incapacidade Temporária (por 1.000 vínculos)	Taxa de Mortalidade (por 100.000 vínculos)	Taxa de Letalidade (por 1.000 acidentes)	Acidentalidade para a faixa 16 a 34 anos (por 100 acidentes)
1322	18,84	–	18,84	18,84	–	–	66,67
1323	24,42	–	19,15	23,29	–	–	49,58
1330	11,54	–	8,86	10,55	–	–	57,32
1340	19,47	0,30	14,80	18,38	–	–	40,31
1351	14,62	0,22	10,22	12,96	–	–	49,75
1352	17,40	–	13,92	17,09	–	–	52,73
1353	36,58	–	28,67	35,59	–	–	64,86
1354	28,33	0,14	23,31	26,97	–	–	51,20
1359	20,03	0,48	15,11	19,01	–	–	60,78
1411	8,79	0,22	4,54	8,12	–	–	49,15
1412	6,32	0,17	3,51	5,98	2,57	4,06	51,29
1413	7,90	0,19	5,20	6,94	–	–	58,54
1414	5,61	–	2,66	4,73	–	–	42,11
1421	15,37	–	10,39	12,59	–	–	60,00
1422	5,64	–	1,88	4,70	–	–	50,00
1510	40,86	2,45	29,35	34,96	–	–	54,58
1521	9,40	0,59	5,29	9,40	–	–	43,75
1529	28,60	0,58	22,47	27,14	–	–	62,24
1531	7,03	0,07	3,29	6,77	–	–	60,00
1532	9,19	–	4,60	8,43	–	–	41,67
1533	9,85	0,11	4,98	9,39	–	–	56,32
1539	7,41	–	4,68	6,24	–	–	57,89
1540	16,87	–	11,16	16,15	–	–	61,97
1610	57,03	–	51,33	54,75	22,81	4,00	48,00
1621	21,67	0,25	18,64	14,36	–	–	54,65
1622	22,35	1,06	18,80	21,64	–	–	42,86
1623	47,29	–	40,33	45,33	–	–	62,26
1629	31,19	0,52	26,19	30,16	–	–	53,04
1710	43,56	0,48	38,77	12,45	47,87	10,99	47,25
1721	29,41	0,08	25,21	19,50	–	–	44,29
1722	27,08	–	25,10	24,44	–	–	21,95
1731	20,54	–	16,16	18,70	–	–	60,67
1732	15,51	0,17	10,46	14,99	–	–	58,43
1733	29,88	0,31	23,47	24,75	6,11	2,04	54,60
1741	16,81	–	13,06	16,26	–	–	53,72
1742	24,78	–	21,52	18,84	–	–	59,62
1749	30,20	0,33	24,26	26,40	–	–	55,19
1811	20,20	0,34	15,71	18,63	–	–	43,33
1812	33,98	–	15,97	32,96	–	–	55,00
1813	16,60	0,24	11,88	16,24	–	–	53,65
1821	11,79	0,52	7,73	11,13	–	–	63,33
1822	9,79	–	7,50	8,96	–	–	48,94
1830	19,49	–	12,99	19,49	–	–	33,33
1921	16,06	0,22	11,15	8,25	–	–	34,72
1922	18,68	0,32	13,53	12,56	32,21	17,24	46,55
1931	34,45	0,05	30,66	22,33	9,48	2,75	52,44
1932	15,66	–	15,66	10,44	–	–	33,33
2011	32,09	–	27,81	12,83	–	–	73,33
2012	13,36	–	10,68	5,34	–	–	60,00
2013	26,69	0,14	21,93	21,93	–	–	61,62
2014	16,22	0,48	11,45	13,83	–	–	29,41
2019	21,41	0,83	16,40	15,57	27,80	12,99	41,56
2021	6,74	0,45	4,94	3,60	–	–	60,00
2022	38,22	–	27,93	20,58	–	–	46,15
2029	26,21	0,22	21,93	13,16	–	–	52,79
2031	16,85	0,82	11,68	13,31	27,17	16,13	43,55
2032	20,20	–	12,70	17,89	–	–	54,29
2033	8,57	–	2,86	8,57	–	–	66,67
2040	48,53	0,54	42,06	34,51	–	–	61,11
2051	15,30	0,73	11,17	9,23	–	–	52,38
2052	5,89	–	5,89	3,93	–	–	33,33
2061	15,83	0,09	11,65	12,18	–	–	55,06
2062	23,94	–	18,80	18,55	–	–	48,17
2063	17,80	1,14	12,05	14,63	–	–	52,02
2071	16,27	0,72	11,02	13,54	7,20	4,42	52,65
2072	13,18	0,73	10,25	12,45	–	–	61,11
2073	21,84	1,28	16,70	20,55	–	–	44,12
2091	21,48	0,29	16,26	20,03	–	–	50,00
2092	55,20	–	47,56	12,74	84,92	15,38	46,15
2093	17,64	–	13,77	16,55	–	–	43,86
2094	25,67	–	17,11	12,83	–	–	33,33
2099	17,88	0,35	14,25	14,56	8,85	4,95	51,73
2110	21,51	0,82	16,34	19,33	–	–	44,30
2121	12,82	0,28	8,52	10,39	2,15	1,68	47,99
2122	16,60	0,34	11,18	12,88	–	–	63,27
2123	11,00	–	5,50	11,00	–	–	100,00
2211	23,80	3,47	16,13	12,42	–	–	48,14
2212	25,87	–	19,81	25,04	–	–	47,87
2219	19,09	0,16	14,08	17,16	–	–	47,52
2221	27,50	0,48	22,94	24,02	–	–	58,95
2222	28,88	0,33	22,30	26,62	6,22	2,16	57,47

Capítulo 79 - São Paulo

79.2 - Indicadores de acidentes do trabalho, segundo a Classificação Nacional de Atividades Econômicas (CNAE), dos estabelecimentos localizados no estado de São Paulo - 2016

(continuação)

CNAE	INDICADORES DE ACIDENTES DO TRABALHO						
	Incidência (por 1.000 vínculos)	Incidência de Doenças Ocupacionais (por 1.000 vínculos)	Incidência de Acidentes Típicos (por 1.000 vínculos)	Incidência de Incapacidade Temporária (por 1.000 vínculos)	Taxa de Mortalidade (por 100.000 vínculos)	Taxa de Letalidade (por 1.000 acidentes)	Acidentalidade para a faixa 16 a 34 anos (por 100 acidentes)
2223	48,24	5,69	34,64	28,70	–	–	56,92
2229	21,54	0,58	16,53	19,68	8,71	4,04	56,29
2311	40,47	1,22	33,26	33,50	–	–	61,33
2312	26,34	0,53	21,39	23,69	53,03	20,13	44,30
2319	25,03	0,13	19,57	21,73	–	–	60,41
2320	14,86	0,48	10,54	9,59	–	–	35,48
2330	25,23	1,00	19,09	22,18	12,53	4,97	46,19
2341	14,66	0,46	11,45	14,66	45,80	31,25	21,88
2342	28,81	0,42	21,03	27,37	7,59	2,64	47,17
2349	13,80	1,10	9,26	10,67	31,37	22,73	35,23
2391	22,64	0,30	18,77	21,15	14,89	6,58	53,95
2392	18,52	–	14,82	14,82	–	–	60,00
2399	20,26	0,10	16,19	18,77	9,93	4,90	59,80
2412	22,63	–	19,97	17,31	–	–	47,06
2421	9,59	–	9,59	9,59	–	–	33,33
2422	9,25	0,75	6,75	8,25	24,99	27,03	35,14
2423	37,47	6,28	25,12	19,93	21,66	5,78	40,46
2424	37,89	1,06	28,55	34,19	–	–	47,91
2431	32,96	5,16	16,68	29,39	–	–	38,55
2439	23,00	–	18,21	19,16	–	–	54,17
2441	18,31	2,01	11,60	15,72	19,17	10,47	45,03
2442	10,19	–	7,28	8,73	–	–	14,29
2443	41,12	3,77	32,96	35,79	–	–	36,64
2449	18,59	0,55	15,58	17,22	–	–	55,88
2451	53,02	0,29	46,47	48,13	29,35	5,54	46,86
2452	44,73	1,66	34,79	42,25	20,71	4,63	46,30
2511	37,90	0,60	26,46	35,11	29,84	7,87	50,66
2512	26,12	0,16	21,28	25,26	–	–	58,85
2513	20,31	1,43	16,01	19,84	–	–	47,06
2521	36,89	–	28,72	36,28	–	–	46,72
2522	32,98	–	20,80	26,89	50,73	15,38	52,31
2531	22,08	0,46	17,02	21,16	–	–	35,42
2532	26,75	0,80	22,62	25,52	7,25	2,71	45,26
2539	24,42	0,60	18,56	23,17	8,61	3,53	52,38
2541	18,41	–	18,41	18,41	–	–	55,56
2542	24,16	0,31	19,62	23,30	–	–	49,84
2543	18,23	0,87	13,24	17,04	–	–	47,62
2550	43,42	3,36	31,19	30,58	–	–	52,82
2591	23,20	0,64	18,35	20,65	12,75	5,49	47,80
2592	23,67	0,46	19,88	21,93	–	–	50,96
2593	27,99	1,26	21,94	25,59	–	–	45,05
2599	32,22	0,60	26,26	30,47	–	–	54,23
2610	10,54	0,65	6,52	9,89	–	–	57,73
2621	14,79	1,89	5,85	12,56	–	–	56,98
2622	11,59	0,93	7,65	5,10	–	–	57,33
2631	7,64	–	6,06	5,80	–	–	51,72
2632	8,67	0,52	5,72	6,24	–	–	56,00
2640	9,37	–	4,33	7,93	36,06	38,46	65,38
2651	9,42	–	6,22	8,12	–	–	60,64
2652	–	–	–	–	–	–	–
2660	13,89	–	7,90	12,25	–	–	62,75
2670	3,48	–	1,74	3,48	–	–	100,00
2710	17,50	1,20	11,27	14,00	–	–	53,66
2721	30,81	–	20,54	28,24	–	–	41,67
2722	14,48	0,36	10,50	12,31	–	–	72,50
2731	15,06	0,49	9,29	13,10	9,78	6,49	66,23
2732	16,29	0,40	10,05	15,89	–	–	50,62
2733	27,94	2,83	15,22	25,69	–	–	49,40
2740	13,22	0,59	10,28	12,48	–	–	52,22
2751	19,67	3,82	10,67	18,79	–	–	56,72
2759	13,96	0,43	9,09	13,10	–	–	51,16
2790	11,93	0,13	9,29	11,20	–	–	59,12
2811	24,36	0,18	20,33	12,09	–	–	45,86
2812	25,94	–	19,42	23,61	15,53	5,99	45,51
2813	20,11	0,22	14,75	19,34	–	–	50,54
2814	13,80	–	9,52	13,80	–	–	48,28
2815	31,30	1,88	21,88	27,10	–	–	51,85
2821	22,36	0,35	17,47	21,67	–	–	57,81
2822	22,34	–	17,04	20,96	–	–	51,55
2823	24,72	1,02	18,47	23,27	–	–	48,82
2824	21,55	0,98	18,62	17,64	–	–	59,09
2825	27,35	–	21,75	17,40	–	–	70,45
2829	21,22	0,32	16,68	18,97	10,72	5,05	45,45
2831	28,10	0,48	15,99	21,80	–	–	56,90
2832	24,63	–	19,70	21,35	–	–	66,67
2833	36,02	0,53	27,89	32,70	12,13	3,37	55,11
2840	22,06	0,36	18,01	19,20	–	–	42,16
2851	14,36	–	12,57	14,36	–	–	50,00
2852	32,89	0,55	27,96	29,05	–	–	31,67
2853	11,19	0,96	7,36	7,04	–	–	40,00
2854	39,96	0,96	32,25	28,40	–	–	48,19

Capítulo 79 - São Paulo

79.2 - Indicadores de acidentes do trabalho, segundo a Classificação Nacional de Atividades Econômicas (CNAE), dos estabelecimentos localizados no estado de São Paulo - 2016

(continuação)

CNAE	INDICADORES DE ACIDENTES DO TRABALHO						
	Incidência (por 1.000 vínculos)	Incidência de Doenças Ocupacionais (por 1.000 vínculos)	Incidência de Acidentes Típicos (por 1.000 vínculos)	Incidência de Incapacidade Temporária (por 1.000 vínculos)	Taxa de Mortalidade (por 100.000 vínculos)	Taxa de Letalidade (por 1.000 acidentes)	Acidentalidade para a faixa 16 a 34 anos (por 100 acidentes)
2861	30,46	–	22,36	29,30	–	–	59,49
2862	31,96	0,12	25,22	29,46	–	–	55,08
2863	20,74	–	16,59	17,97	–	–	33,33
2864	17,06	1,22	10,97	14,62	–	–	64,29
2865	11,44	–	9,30	7,87	–	–	56,25
2866	15,93	–	9,56	14,34	–	–	70,00
2869	22,41	0,30	17,70	20,52	4,96	2,21	50,00
2910	24,69	5,75	14,27	13,68	–	–	39,44
2920	27,91	10,32	11,44	19,25	–	–	27,96
2930	60,72	0,47	54,37	50,26	–	–	51,23
2941	19,93	2,43	12,74	15,55	4,33	2,17	44,57
2942	28,47	2,33	22,38	17,73	–	–	35,85
2943	18,29	0,78	14,54	15,32	–	–	45,30
2944	22,17	0,87	15,95	16,06	–	–	48,77
2945	13,95	0,96	7,94	12,51	–	–	45,40
2949	24,81	1,60	18,04	20,10	12,83	5,17	49,18
2950	18,15	–	13,81	17,76	–	–	58,70
3011	30,82	–	22,26	23,12	–	–	52,78
3012	15,42	–	9,82	15,42	–	–	36,36
3031	33,11	6,74	18,09	25,75	–	–	56,48
3032	24,73	1,60	10,37	23,93	79,77	32,26	58,06
3041	15,23	1,38	11,20	6,44	–	–	41,11
3042	26,46	2,85	19,54	19,95	–	–	60,00
3091	17,72	–	12,26	17,03	–	–	38,46
3092	21,23	–	17,75	16,80	–	–	50,75
3099	21,02	0,72	18,12	21,74	–	–	48,28
3101	27,14	0,24	21,13	25,85	–	–	51,21
3102	22,45	0,19	17,47	21,70	–	–	52,30
3103	18,35	–	14,36	18,35	–	–	56,52
3104	29,41	0,63	22,69	25,63	–	–	60,00
3211	7,61	–	2,85	7,42	–	–	75,00
3212	12,28	–	4,96	10,99	–	–	63,16
3220	16,99	–	14,95	14,28	–	–	56,00
3230	26,08	–	9,27	24,92	–	–	53,33
3240	16,28	0,33	12,18	15,72	–	–	69,39
3250	15,09	0,31	9,17	13,32	3,92	2,60	58,44
3291	26,83	0,53	17,89	26,31	–	–	62,75
3292	13,95	0,60	9,96	13,55	–	–	51,43
3299	20,78	0,53	14,85	17,03	–	–	57,76
3311	12,85	–	10,47	11,90	–	–	66,67
3312	9,04	–	6,71	8,46	–	–	32,26
3313	19,56	–	12,04	18,31	–	–	50,00
3314	19,44	0,24	13,39	16,91	–	–	52,45
3315	46,86	2,76	31,70	39,97	–	–	47,06
3316	16,39	0,48	8,44	11,81	–	–	41,18
3317	27,12	–	18,77	22,94	–	–	61,54
3319	18,07	0,40	14,85	17,26	80,29	44,44	44,44
3321	10,71	0,17	6,63	10,03	–	–	71,43
3329	18,28	–	12,69	16,56	–	–	51,76
3511	21,31	0,22	15,07	12,49	21,53	10,10	41,41
3512	15,71	0,43	10,76	9,25	–	–	35,62
3513	5,15	1,29	2,58	5,15	–	–	25,00
3514	21,16	0,44	11,42	12,11	12,48	5,90	52,51
3520	4,95	0,71	3,54	2,83	–	–	28,57
3530	13,03	–	9,77	13,03	–	–	25,00
3600	26,08	0,18	18,65	22,34	9,01	3,45	22,80
3701	32,72	–	21,46	28,43	–	–	49,18
3702	41,56	0,48	33,34	39,14	–	–	44,19
3811	52,51	0,14	45,62	43,75	11,87	2,26	57,62
3812	49,45	–	42,38	33,91	–	–	54,29
3821	34,83	–	31,78	20,46	–	–	40,00
3822	59,33	–	48,86	42,75	–	–	60,29
3831	17,73	–	11,99	15,64	–	–	44,12
3832	46,52	1,77	40,76	44,75	–	–	62,86
3839	37,12	–	29,23	33,83	–	–	55,75
3900	23,85	–	10,84	13,01	–	–	90,91
4110	39,27	0,31	34,84	37,03	30,83	7,85	51,32
4120	14,70	0,15	11,59	13,76	7,62	5,18	45,35
4211	28,63	0,08	24,92	25,30	13,53	4,73	49,91
4212	17,39	–	13,82	13,98	15,53	8,93	50,89
4213	19,32	0,17	14,79	17,09	17,20	8,90	40,95
4221	36,39	0,10	21,79	31,05	20,14	5,54	49,63
4222	25,98	0,25	20,17	21,25	24,90	9,58	44,09
4223	12,17	–	9,12	6,08	121,65	100,00	55,00
4291	17,17	–	15,61	16,39	–	–	45,45
4292	12,46	0,09	9,42	9,69	–	–	48,91
4299	18,77	0,08	14,59	17,10	19,88	10,59	43,86
4311	9,18	–	6,36	9,18	141,28	153,85	53,85
4312	21,35	–	19,77	19,77	–	–	66,67
4313	13,52	0,06	10,31	11,73	12,35	9,13	37,90
4319	14,31	–	10,73	14,31	–	–	50,00

Capítulo 79 - São Paulo

79.2 - Indicadores de acidentes do trabalho, segundo a Classificação Nacional de Atividades Econômicas (CNAE), dos estabelecimentos localizados no estado de São Paulo - 2016

(continuação)

CNAE	INDICADORES DE ACIDENTES DO TRABALHO						
	Incidência (por 1.000 vínculos)	Incidência de Doenças Ocupacionais (por 1.000 vínculos)	Incidência de Acidentes Típicos (por 1.000 vínculos)	Incidência de Incapacidade Temporária (por 1.000 vínculos)	Taxa de Mortalidade (por 100.000 vínculos)	Taxa de Letalidade (por 1.000 acidentes)	Acidentalidade para a faixa 16 a 34 anos (por 100 acidentes)
4321	10,24	0,08	6,45	9,14	1,90	1,86	56,51
4322	11,02	0,04	6,71	10,34	–	–	60,26
4329	14,71	0,33	9,43	12,66	9,52	6,47	48,54
4330	8,44	0,17	5,66	8,23	6,78	8,03	48,39
4391	19,27	0,11	15,55	16,45	11,27	5,85	51,46
4399	13,07	0,22	10,12	12,21	8,82	6,75	46,21
4511	9,10	0,05	5,18	8,49	3,19	3,50	59,02
4512	54,16	–	11,24	54,16	–	–	41,51
4520	13,29	0,37	8,66	12,63	2,18	1,64	58,95
4530	12,25	0,17	8,14	11,67	7,10	5,79	59,72
4541	13,31	0,08	5,20	12,01	–	–	66,09
4543	18,16	–	14,27	18,16	–	–	78,57
4611	27,82	–	21,20	25,17	–	–	80,95
4612	–	–	–	–	–	–	–
4613	6,72	–	3,36	6,72	–	–	–
4614	8,49	–	4,72	8,49	–	–	55,56
4615	–	–	–	–	–	–	–
4616	1,18	–	1,18	1,18	–	–	–
4617	8,54	0,50	4,02	7,03	–	–	58,82
4618	4,23	0,42	2,11	3,81	–	–	20,00
4619	5,28	–	3,06	5,28	–	–	73,68
4621	13,10	–	9,07	12,09	–	–	46,15
4622	26,39	–	21,44	25,57	–	–	56,25
4623	9,71	0,09	6,80	8,98	–	–	58,88
4631	13,29	–	7,13	12,87	–	–	46,32
4632	13,01	0,23	7,99	13,24	–	–	54,39
4633	9,93	0,12	7,51	9,41	3,97	4,00	62,00
4634	14,81	0,09	10,14	13,93	–	–	57,14
4635	22,39	0,12	14,29	18,40	7,68	3,43	60,55
4636	10,98	–	3,99	8,98	–	–	72,73
4637	12,59	0,18	7,90	12,18	5,94	4,72	50,47
4639	15,66	0,17	10,90	14,59	5,63	3,60	66,55
4641	5,66	0,29	2,76	5,08	–	–	69,23
4642	3,62	0,09	1,98	3,45	–	–	61,90
4643	4,52	–	3,31	4,22	–	–	66,67
4644	8,45	0,16	4,28	7,41	–	–	58,44
4645	6,06	0,12	2,56	5,29	–	–	56,86
4646	7,34	0,19	3,78	6,14	–	–	62,63
4647	9,56	0,24	5,27	9,23	–	–	63,56
4649	7,48	0,18	4,76	7,04	–	–	58,20
4651	4,77	0,08	2,11	4,46	–	–	63,93
4652	4,25	–	1,61	4,40	–	–	58,62
4661	23,02	0,66	16,56	20,70	33,12	14,39	64,75
4662	18,72	0,47	9,83	17,32	46,80	25,00	35,00
4663	7,91	0,11	5,50	7,03	–	–	55,56
4664	4,41	–	2,64	4,05	–	–	56,00
4665	8,21	–	3,34	7,60	30,40	37,04	59,26
4669	9,41	0,19	5,57	8,48	–	–	58,55
4671	21,18	–	18,25	20,53	32,58	15,38	40,00
4672	15,63	–	11,77	14,37	–	–	60,34
4673	6,31	0,17	4,60	6,14	17,04	27,03	56,76
4674	27,54	0,64	20,49	26,90	–	–	41,86
4679	15,49	0,34	11,96	14,03	–	–	61,11
4681	11,14	0,45	7,23	9,03	–	–	35,14
4682	33,24	0,26	25,00	27,83	–	–	59,69
4683	14,32	0,18	7,89	11,75	–	–	51,28
4684	10,48	–	6,89	8,53	–	–	54,29
4685	28,34	0,29	22,82	27,47	–	–	56,41
4686	19,75	–	16,04	19,06	11,62	5,88	60,00
4687	26,72	0,06	22,97	25,19	–	–	44,04
4689	10,56	0,25	6,90	9,39	5,08	4,81	53,37
4691	20,34	0,29	14,16	18,97	7,19	3,53	64,66
4692	12,66	–	7,79	11,20	48,69	38,46	65,38
4693	9,32	0,18	5,83	9,10	–	–	59,72
4711	20,92	0,20	15,50	20,15	1,85	0,88	66,14
4712	8,38	0,32	6,03	7,96	1,39	1,66	61,30
4713	9,88	0,40	5,13	9,41	2,12	2,15	68,03
4721	7,01	0,16	4,60	6,81	2,26	3,22	55,56
4722	21,36	0,17	17,64	21,16	3,42	1,60	64,32
4723	10,57	0,47	5,91	10,18	–	–	66,18
4724	8,89	0,12	6,38	8,83	5,97	6,71	64,43
4729	11,00	0,12	7,10	10,08	2,42	2,20	64,84
4731	8,19	0,10	4,05	7,75	2,30	2,81	57,64
4732	13,57	–	9,04	12,56	–	–	70,37
4741	8,37	0,09	4,99	7,84	–	–	63,83
4742	8,27	–	5,31	8,21	5,37	6,49	61,04
4743	19,88	0,10	15,77	19,02	–	–	62,98
4744	13,16	0,15	9,90	12,63	5,85	4,44	52,78
4751	5,77	0,06	3,21	5,43	3,80	6,58	70,39
4752	5,54	0,05	2,28	5,21	–	–	66,39
4753	9,10	0,23	5,31	8,70	3,61	3,97	57,74

Capítulo 79 - São Paulo

79.2 - Indicadores de acidentes do trabalho, segundo a Classificação Nacional de Atividades Econômicas (CNAE), dos estabelecimentos localizados no estado de São Paulo - 2016

(continuação)

CNAE	INDICADORES DE ACIDENTES DO TRABALHO						
	Incidência (por 1.000 vínculos)	Incidência de Doenças Ocupacionais (por 1.000 vínculos)	Incidência de Acidentes Típicos (por 1.000 vínculos)	Incidência de Incapacidade Temporária (por 1.000 vínculos)	Taxa de Mortalidade (por 100.000 vínculos)	Taxa de Letalidade (por 1.000 acidentes)	Acidentalidade para a faixa 16 a 34 anos (por 100 acidentes)
4754	8,09	0,10	5,78	7,57	4,01	4,96	58,56
4755	4,44	0,09	2,07	4,27	4,40	9,90	64,36
4756	5,23	–	0,58	5,23	–	–	66,67
4757	9,43	0,11	6,36	9,31	–	–	57,83
4759	7,46	0,15	4,83	7,27	3,75	5,03	53,27
4761	5,95	0,08	3,00	5,67	–	–	66,82
4762	1,00	–	–	1,00	–	–	100,00
4763	6,41	0,15	3,50	6,19	3,73	5,81	72,09
4771	7,74	0,06	4,36	6,02	1,86	2,41	73,49
4772	5,27	0,03	2,35	5,06	–	–	76,54
4773	5,54	0,19	2,48	5,15	–	–	58,62
4774	3,01	–	0,95	2,91	–	–	66,67
4781	4,90	0,09	2,58	4,61	2,68	5,46	72,90
4782	6,15	0,11	3,18	5,79	1,82	2,96	79,59
4783	2,09	0,08	1,17	2,09	–	–	60,00
4784	17,17	0,16	13,53	15,80	24,30	14,15	55,66
4785	14,31	0,53	10,60	13,25	–	–	40,74
4789	8,29	0,21	5,03	7,92	1,99	2,40	62,38
4911	14,65	0,39	11,37	7,13	–	–	64,47
4912	50,26	0,26	39,49	48,44	–	–	29,50
4921	10,60	0,18	6,08	10,37	12,93	12,20	33,00
4922	10,48	0,26	6,72	10,44	29,95	28,57	33,47
4923	3,59	–	2,31	3,85	51,29	142,86	35,71
4924	2,30	–	1,80	2,13	–	–	7,14
4929	9,35	0,08	5,49	8,89	16,62	17,78	31,11
4930	15,17	0,18	10,49	13,87	21,34	14,07	43,00
4940	21,12	–	12,67	9,86	–	–	53,33
4950	–	–	–	–	–	–	–
5011	3,06	–	1,53	3,06	–	–	50,00
5012	14,39	–	8,63	14,39	–	–	80,00
5021	–	–	–	–	–	–	–
5030	13,60	–	5,18	11,66	–	–	33,33
5091	9,49	–	–	–	–	–	–
5111	12,48	0,52	6,58	10,09	–	–	51,71
5112	11,46	–	3,58	10,75	–	–	31,25
5120	10,59	–	4,24	9,53	–	–	70,00
5211	20,43	0,23	13,72	17,06	8,63	4,23	59,44
5212	17,21	0,09	9,19	15,43	–	–	59,59
5221	22,19	0,08	16,27	20,96	24,66	11,11	54,07
5222	51,00	1,22	30,60	48,15	–	–	29,60
5223	8,30	0,03	3,18	7,97	2,68	3,23	65,16
5229	18,31	0,60	12,53	16,02	24,09	13,16	36,18
5231	29,73	0,28	17,29	24,49	–	–	39,94
5232	6,37	–	0,88	6,37	–	–	72,41
5239	9,82	1,09	4,37	9,82	–	–	33,33
5240	23,46	0,14	16,90	20,53	–	–	45,83
5250	9,40	0,20	4,48	8,22	11,79	12,55	64,44
5310	109,90	10,05	91,53	59,30	2,64	0,24	20,33
5320	27,70	0,12	15,56	27,26	12,45	4,49	57,75
5510	11,59	0,16	8,07	10,86	5,92	5,11	44,19
5590	6,20	–	4,58	5,66	–	–	43,48
5611	11,16	0,15	7,91	10,71	2,22	1,99	69,60
5612	6,33	0,30	4,22	6,33	–	–	57,14
5620	18,01	0,17	12,24	15,00	0,97	0,54	41,02
5811	5,19	0,13	3,24	4,54	–	–	57,50
5812	6,87	–	3,64	6,87	–	–	41,18
5813	0,95	–	0,47	0,95	–	–	100,00
5819	6,44	–	1,61	6,44	–	–	75,00
5821	9,32	–	5,35	8,97	–	–	48,15
5822	8,31	0,15	4,23	7,86	–	–	40,00
5823	5,37	–	3,83	5,37	–	–	71,43
5829	13,60	–	11,07	13,45	–	–	59,30
5911	4,17	–	1,46	3,54	20,83	50,00	45,00
5912	2,58	–	1,29	2,58	–	–	50,00
5913	3,71	–	–	3,71	–	–	50,00
5914	6,51	–	5,07	5,97	–	–	72,22
5920	–	–	–	–	–	–	–
6010	3,59	–	0,47	3,28	–	–	47,83
6021	11,61	0,41	5,81	8,77	–	–	36,22
6022	6,98	1,75	–	8,73	174,57	250,00	–
6110	13,08	0,17	7,95	12,25	–	–	56,96
6120	13,07	0,23	6,01	13,03	3,88	2,97	64,39
6130	7,53	–	1,88	7,53	–	–	75,00
6141	17,30	–	12,36	14,83	–	–	71,43
6143	10,31	0,61	2,43	9,71	–	–	47,06
6190	14,54	0,09	11,34	13,21	4,57	3,14	55,66
6201	4,80	0,05	0,92	4,62	1,81	3,77	43,40
6202	3,23	–	0,68	2,92	–	–	71,15
6203	3,28	0,12	0,76	3,04	–	–	75,00
6204	4,02	0,03	0,92	3,81	5,74	14,29	57,86
6209	4,57	0,10	2,06	4,34	3,17	6,94	58,33

Capítulo 79 - São Paulo

79.2 - Indicadores de acidentes do trabalho, segundo a Classificação Nacional de Atividades Econômicas (CNAE), dos estabelecimentos localizados no estado de São Paulo - 2016

(continuação)

CNAE	INDICADORES DE ACIDENTES DO TRABALHO						
	Incidência (por 1.000 vínculos)	Incidência de Doenças Ocupacionais (por 1.000 vínculos)	Incidência de Acidentes Típicos (por 1.000 vínculos)	Incidência de Incapacidade Temporária (por 1.000 vínculos)	Taxa de Mortalidade (por 100.000 vínculos)	Taxa de Letalidade (por 1.000 acidentes)	Acidentalidade para a faixa 16 a 34 anos (por 100 acidentes)
6311	5,87	0,10	2,45	5,29	–	–	46,67
6319	3,43	–	0,86	3,20	–	–	75,00
6391	2,34	–	2,34	2,34	–	–	100,00
6399	7,14	0,45	2,23	6,70	–	–	56,25
6421	8,08	0,07	6,38	4,35	–	–	19,33
6422	10,23	4,24	2,92	9,69	1,25	1,22	39,44
6423	5,34	0,39	1,84	5,03	–	–	26,23
6424	6,30	–	1,82	5,97	–	–	76,32
6431	4,18	–	1,25	4,18	–	–	40,00
6432	3,02	–	–	1,51	–	–	–
6434	31,28	–	–	31,28	–	–	20,00
6436	5,07	1,79	1,49	5,07	–	–	35,29
6437	5,59	–	5,59	5,59	–	–	100,00
6438	–	–	–	–	–	–	–
6440	–	–	–	–	–	–	–
6450	10,63	3,54	3,54	10,63	–	–	33,33
6462	5,69	–	3,54	5,06	6,94	12,20	40,24
6463	18,66	–	16,66	18,66	–	–	32,14
6491	4,66	–	0,42	5,09	–	–	27,27
6492	–	–	–	–	–	–	–
6493	7,21	–	1,91	6,62	–	–	75,51
6499	4,09	–	1,02	3,06	–	–	25,00
6511	6,63	–	1,97	6,10	–	–	59,46
6512	4,96	0,08	1,57	4,67	–	–	60,16
6520	3,07	–	0,51	3,07	–	–	33,33
6530	–	–	–	–	–	–	–
6541	9,81	0,75	2,26	9,81	–	–	30,77
6542	7,95	–	0,80	7,95	–	–	30,00
6550	20,84	0,24	13,66	11,89	–	–	52,40
6611	3,19	–	1,91	3,19	–	–	60,00
6612	3,74	0,29	1,87	3,60	14,40	38,46	50,00
6613	3,07	–	0,77	2,69	–	–	50,00
6619	4,77	0,58	2,17	4,48	–	–	60,61
6621	6,82	–	2,92	5,85	–	–	57,14
6622	3,15	0,13	0,85	2,90	4,26	13,51	67,57
6629	1,79	–	–	1,54	–	–	71,43
6630	6,10	–	3,75	6,10	–	–	38,46
6810	16,58	0,28	13,21	15,61	20,63	12,45	38,17
6821	5,47	–	2,71	5,36	5,21	9,52	61,90
6822	9,07	0,37	4,90	8,70	–	–	46,77
6911	2,65	0,07	0,81	2,53	–	–	58,26
6912	10,89	–	3,40	10,55	–	–	59,38
6920	5,58	0,06	1,60	5,21	–	–	66,54
7020	5,35	0,04	1,88	4,45	–	–	65,27
7111	5,54	–	5,08	5,54	–	–	50,00
7112	11,86	0,14	7,69	10,27	1,70	1,43	43,47
7119	7,35	0,22	3,95	7,02	–	–	50,75
7120	10,77	0,30	5,68	9,37	9,97	9,26	67,59
7210	8,86	0,08	5,02	6,90	–	–	30,97
7220	3,47	–	2,08	3,47	–	–	60,00
7311	2,63	–	0,61	2,36	–	–	69,23
7312	13,06	–	10,45	12,41	–	–	45,00
7319	5,59	–	2,47	5,22	–	–	69,12
7320	2,33	–	0,36	2,15	17,94	76,92	30,77
7410	15,87	–	12,84	15,11	–	–	71,43
7420	11,63	0,34	4,11	10,95	–	–	50,00
7490	9,54	0,09	5,90	9,18	8,87	9,30	65,58
7500	6,93	0,27	3,47	6,93	–	–	50,00
7711	7,53	0,06	3,80	6,33	–	–	39,20
7719	7,96	0,84	7,12	6,28	–	–	42,11
7721	3,14	1,57	–	3,14	–	–	50,00
7722	4,43	–	2,95	5,16	73,76	166,67	66,67
7723	3,02	0,38	0,75	2,64	–	–	–
7729	12,31	0,62	8,00	12,00	61,55	50,00	50,00
7731	5,50	–	4,59	5,50	–	–	50,00
7732	23,81	0,07	18,44	21,31	7,35	3,09	53,40
7733	8,90	–	4,56	8,22	–	–	69,23
7739	14,02	0,06	10,48	12,25	6,09	4,35	51,30
7740	7,59	0,32	1,58	7,27	–	–	62,50
7810	8,32	0,28	3,26	7,76	6,93	8,33	43,33
7820	6,31	0,07	2,19	5,98	2,52	3,99	59,18
7830	4,22	0,17	1,29	3,88	2,43	5,75	48,85
7911	3,22	–	0,94	3,14	–	–	61,33
7912	4,79	–	2,40	4,79	–	–	100,00
7990	5,32	–	2,66	5,32	–	–	66,67
8011	6,64	0,10	1,34	6,28	7,33	11,04	37,90
8012	26,86	0,13	12,30	25,37	12,94	4,82	35,18
8020	10,04	0,11	3,75	9,31	5,67	5,65	62,15
8111	6,48	0,12	2,55	6,03	1,78	2,75	39,97
8112	8,16	0,16	5,51	7,56	3,51	4,29	34,29
8121	9,58	0,15	4,20	8,57	0,87	0,91	30,44

Capítulo 79 - São Paulo

79.2 - Indicadores de acidentes do trabalho, segundo a Classificação Nacional de Atividades Econômicas (CNAE), dos estabelecimentos localizados no estado de São Paulo - 2016

(conclusão)

CNAE	INDICADORES DE ACIDENTES DO TRABALHO						
	Incidência (por 1.000 vínculos)	Incidência de Doenças Ocupacionais (por 1.000 vínculos)	Incidência de Acidentes Típicos (por 1.000 vínculos)	Incidência de Incapacidade Temporária (por 1.000 vínculos)	Taxa de Mortalidade (por 100.000 vínculos)	Taxa de Letalidade (por 1.000 acidentes)	Acidentalidade para a faixa 16 a 34 anos (por 100 acidentes)
8122	12,46	0,53	4,42	11,93	–	–	45,39
8129	18,24	0,21	13,17	14,27	2,68	1,47	33,82
8130	16,82	0,11	12,99	14,57	–	–	41,61
8211	5,39	0,11	2,59	4,91	0,98	1,83	51,74
8219	5,54	0,10	2,18	5,02	5,18	9,35	65,89
8220	4,99	0,15	1,14	4,74	–	–	67,54
8230	6,41	0,06	3,69	6,02	–	–	52,53
8291	3,93	0,16	1,02	3,82	–	–	60,27
8292	16,65	0,45	10,85	14,12	–	–	66,07
8299	7,42	0,07	3,88	6,57	2,39	3,22	61,84
8411	12,87	0,13	9,05	10,76	2,23	1,73	23,15
8412	19,30	0,63	14,55	13,60	–	–	24,59
8413	34,58	–	22,55	31,07	–	–	2,90
8423	9,36	–	9,36	7,80	–	–	25,00
8424	34,75	–	32,58	26,06	–	–	31,25
8430	28,20	–	17,62	12,92	–	–	33,33
8511	17,62	0,15	7,21	16,56	–	–	33,88
8512	4,83	0,09	3,33	4,47	–	–	42,95
8513	5,67	0,08	3,83	5,24	2,96	5,23	34,67
8520	5,85	0,16	4,10	5,19	–	–	31,31
8531	11,55	0,08	4,08	10,68	1,57	1,36	30,07
8532	13,24	0,40	9,63	8,63	–	–	26,97
8533	6,02	–	4,07	5,49	–	–	38,24
8541	5,29	0,18	3,00	4,67	–	–	36,67
8542	3,32	0,41	1,66	2,90	–	–	37,50
8550	13,79	–	8,00	6,07	–	–	29,00
8591	5,16	0,30	3,64	5,16	–	–	29,41
8592	3,62	0,23	1,81	3,62	–	–	62,50
8593	2,77	0,09	1,46	2,49	–	–	45,76
8599	9,16	0,04	4,90	8,54	2,82	3,08	39,75
8610	54,37	0,37	39,67	29,88	2,15	0,40	44,22
8621	12,97	–	8,11	10,62	–	–	51,14
8622	19,98	1,43	9,99	17,13	–	–	7,14
8630	27,31	0,13	17,97	16,68	1,06	0,39	43,91
8640	26,22	0,08	17,48	15,93	1,57	0,60	57,05
8650	7,72	–	3,24	5,40	–	–	42,92
8660	26,38	–	18,40	14,74	11,08	4,20	48,32
8690	42,67	0,10	32,00	23,18	4,92	1,15	39,57
8711	13,08	0,17	9,01	11,00	–	–	34,77
8712	8,84	–	2,50	8,07	–	–	47,83
8720	48,48	0,20	38,98	26,71	–	–	33,06
8730	15,14	0,21	11,26	11,19	–	–	42,33
8800	12,37	0,18	7,49	11,36	–	–	48,96
9001	6,48	0,29	4,42	6,18	–	–	63,64
9003	9,28	–	7,42	9,28	–	–	20,00
9101	–	–	–	–	–	–	–
9102	7,60	1,90	5,70	7,60	–	–	50,00
9103	32,88	–	29,48	31,74	113,37	34,48	41,38
9311	5,64	–	4,70	4,70	–	–	66,67
9312	13,08	0,13	9,76	12,23	–	–	35,68
9313	4,10	–	2,36	3,99	7,39	18,02	68,47
9319	7,67	–	5,04	7,23	–	–	62,86
9321	20,05	–	17,42	17,42	–	–	70,49
9329	8,13	0,12	5,58	8,13	12,14	14,93	38,81
9411	6,32	0,35	2,81	5,85	–	–	40,74
9412	8,97	–	2,95	7,86	–	–	24,66
9420	7,06	0,40	3,90	6,47	4,94	6,99	41,26
9430	8,50	0,14	5,71	7,60	–	–	41,88
9491	8,75	0,22	6,27	8,27	–	–	30,55
9492	112,50	–	1,29	111,21	–	–	31,03
9493	14,33	0,33	5,54	13,02	–	–	61,36
9499	17,13	0,08	12,24	14,13	8,21	4,80	41,49
9511	5,34	0,08	2,95	5,02	–	–	61,19
9512	15,99	0,67	9,10	14,21	–	–	68,06
9521	9,89	–	6,85	9,28	15,21	15,38	70,77
9529	11,53	0,43	7,54	11,38	–	–	58,02
9601	16,92	0,41	12,63	14,02	–	–	46,92
9602	3,15	0,27	1,23	2,88	3,84	12,20	63,41
9603	13,96	0,14	8,78	12,66	–	–	42,27
9609	3,02	0,06	1,66	2,61	–	–	60,78
9700	26,54	–	18,80	25,43	–	–	8,33
9900	4,51	–	1,50	4,51	–	–	33,33
Outros (1)	63,42	–	25,56	57,74	–	–	41,79

Fonte: DATAPREV, CAT, SUB, CNIS.

Notas: 1. Os dados são preliminares, estando sujeitos a correções.
2. As atividades econômicas que apresentam valores zerados para os indicadores são aquelas onde não ocorreram acidentes no período.

(1) Englobam as atividades que possuíam número médio de vínculos no ano menor que 100.

Capítulo 80 - Paraná

80.1 - Indicadores de acidentes do trabalho, segundo a Classificação Nacional de Atividades Econômicas (CNAE), dos estabelecimentos localizados no estado do Paraná - 2015

(continua)

CNAE	INDICADORES DE ACIDENTES DO TRABALHO						
	Incidência (por 1.000 vínculos)	Incidência de Doenças Ocupacionais (por 1.000 vínculos)	Incidência de Acidentes Típicos (por 1.000 vínculos)	Incidência de Incapacidade Temporária (por 1.000 vínculos)	Taxa de Mortalidade (por 100.000 vínculos)	Taxa de Letalidade (por 1.000 acidentes)	Acidentalidade para a faixa 16 a 34 anos (por 100 acidentes)
TOTAL	**16,80**	**0,31**	**11,11**	**14,34**	**7,44**	**4,43**	**50,08**
0111	3,72	–	2,85	3,72	12,39	33,33	35,00
0113	21,74	4,13	15,55	21,74	47,61	21,90	30,66
0115	18,01	–	16,01	17,51	–	–	37,50
0116	2,02	–	2,02	2,02	–	–	25,00
0119	66,91	–	54,17	66,91	–	–	38,10
0121	67,47	–	4,73	67,47	–	–	45,22
0122	6,73	–	2,24	6,73	–	–	–
0132	19,02	–	19,02	19,02	–	–	–
0133	5,12	–	3,20	5,12	–	–	37,50
0134	10,25	–	4,10	10,25	–	–	60,00
0139	25,07	–	10,74	23,28	179,05	71,43	28,57
0141	48,46	–	40,73	47,75	–	–	46,38
0151	3,13	–	2,81	3,02	–	–	37,93
0152	7,69	–	7,69	7,69	–	–	33,33
0153	–	–	–	–	–	–	–
0154	13,97	–	11,24	12,26	–	–	43,90
0155	16,54	0,26	13,96	15,42	8,62	5,21	53,13
0159	5,46	–	5,46	5,46	–	–	–
0161	14,75	–	13,59	14,61	–	–	39,43
0162	13,89	–	10,21	13,48	81,69	58,82	52,94
0163	11,53	0,77	4,61	8,45	–	–	93,33
0210	16,59	–	14,83	14,56	40,46	24,39	44,72
0220	4,36	–	4,36	4,36	145,47	333,33	33,33
0230	30,14	–	26,01	18,23	48,61	16,13	49,19
0322	2,74	–	2,74	2,74	–	–	100,00
0500	6,16	–	6,16	6,16	–	–	50,00
0724	27,56	–	22,05	27,56	–	–	40,00
0810	18,43	–	16,10	16,94	21,18	11,49	50,57
0891	42,64	–	34,12	42,64	–	–	70,00
0899	30,00	–	28,42	30,00	157,89	52,63	78,95
1011	27,03	1,36	19,83	25,47	–	–	46,04
1012	34,93	2,95	26,01	26,83	6,15	1,76	56,76
1013	27,57	1,74	22,18	26,80	–	–	45,45
1020	25,12	0,90	17,05	26,02	–	–	60,71
1031	19,41	–	15,77	19,41	–	–	62,50
1032	37,84	1,26	31,54	37,84	–	–	66,67
1033	19,35	–	11,61	13,54	–	–	40,00
1041	52,33	–	44,50	42,03	–	–	50,39
1042	10,35	–	10,35	10,35	–	–	66,67
1043	38,24	–	30,89	25,00	–	–	34,62
1051	36,11	–	27,99	34,76	45,14	12,50	57,50
1052	20,40	0,42	15,20	19,14	14,07	6,90	55,86
1053	12,32	–	8,43	11,03	–	–	68,42
1061	37,68	1,71	29,11	35,96	–	–	45,45
1062	32,73	–	27,62	27,02	60,05	18,35	55,96
1063	14,59	–	12,71	13,65	47,08	32,26	35,48
1064	13,05	–	12,33	10,88	–	–	50,00
1065	32,57	–	27,77	29,83	68,57	21,05	53,68
1066	31,89	0,13	25,82	27,63	25,82	8,10	50,61
1069	17,90	0,31	13,27	14,82	–	–	51,72
1071	14,62	0,07	11,64	14,66	6,93	4,74	42,65
1072	16,94	–	14,27	16,94	–	–	57,89
1081	14,84	–	4,64	14,84	–	–	50,00
1082	51,13	–	40,90	36,52	–	–	51,43
1091	10,66	–	8,25	10,14	–	–	57,93
1092	27,33	0,34	22,94	19,23	–	–	67,90
1093	15,01	2,97	8,25	14,02	–	–	36,26
1094	23,92	0,51	15,18	16,21	–	–	55,91
1095	5,95	–	4,46	5,95	–	–	25,00
1096	16,88	1,30	9,09	16,88	–	–	46,15
1099	20,55	0,10	14,74	17,02	–	–	59,60
1111	13,43	–	4,48	13,43	–	–	66,67
1112	30,86	–	24,69	30,86	–	–	40,00
1113	44,79	–	39,73	31,79	72,24	16,13	64,52
1121	12,68	–	11,41	11,41	–	–	70,00
1122	41,45	–	37,72	24,27	37,34	9,01	64,86
1210	6,27	1,25	5,02	3,76	–	–	60,00
1220	16,38	–	–	16,38	–	–	–
1311	21,70	–	13,98	21,70	–	–	44,07
1312	10,07	–	10,07	10,07	–	–	40,00
1313	17,25	–	12,94	17,25	–	–	75,00
1323	12,59	–	10,30	11,45	–	–	68,18
1330	7,46	–	3,73	7,46	–	–	75,00
1340	6,69	–	3,35	6,69	–	–	65,38
1351	4,73	–	3,55	4,73	–	–	50,00
1352	20,94	–	11,96	20,94	–	–	71,43
1353	20,97	–	6,99	20,97	–	–	33,33
1354	26,10	–	17,60	25,49	–	–	48,84
1359	13,23	–	8,27	12,68	–	–	54,17
1411	8,22	–	4,39	8,22	–	–	60,00
1412	5,81	0,04	3,04	5,61	1,77	3,04	59,57
1413	8,32	–	5,08	6,93	–	–	55,56

Capítulo 80 - Paraná

80.1 - Indicadores de acidentes do trabalho, segundo a Classificação Nacional de Atividades Econômicas (CNAE), dos estabelecimentos localizados no estado do Paraná - 2015

(continuação)

CNAE	INDICADORES DE ACIDENTES DO TRABALHO						
	Incidência (por 1.000 vínculos)	Incidência de Doenças Ocupacionais (por 1.000 vínculos)	Incidência de Acidentes Típicos (por 1.000 vínculos)	Incidência de Incapacidade Temporária (por 1.000 vínculos)	Taxa de Mortalidade (por 100.000 vínculos)	Taxa de Letalidade (por 1.000 acidentes)	Acidentalidade para a faixa 16 a 34 anos (por 100 acidentes)
1414	5,60	–	3,47	5,07	–	–	57,14
1422	3,06	–	–	3,06	–	–	50,00
1510	29,32	–	22,94	29,32	–	–	49,28
1521	22,81	0,88	15,79	21,06	–	–	61,54
1529	17,64	–	17,64	17,64	–	–	77,78
1531	13,14	–	8,09	13,14	–	–	66,67
1539	4,77	–	4,77	4,77	–	–	–
1540	16,99	–	–	16,99	–	–	50,00
1610	34,83	0,42	29,96	30,53	14,10	4,05	53,85
1621	20,87	0,21	18,25	17,82	7,10	3,40	45,92
1622	9,20	–	7,78	8,84	–	–	38,46
1623	24,64	–	19,93	24,64	–	–	70,21
1629	28,23	–	24,70	26,87	–	–	46,15
1710	70,78	–	65,90	43,93	81,36	11,49	54,02
1721	25,97	–	20,91	17,28	–	–	52,54
1722	30,04	–	21,69	30,04	–	–	72,22
1731	29,02	–	24,51	25,15	–	–	57,78
1732	15,08	–	7,54	15,08	–	–	100,00
1733	11,36	0,81	6,49	11,36	–	–	50,00
1741	28,62	0,69	18,62	24,83	–	–	53,01
1742	16,33	–	13,36	14,35	–	–	60,61
1749	42,85	0,62	18,63	40,98	–	–	39,13
1811	26,38	–	20,01	22,74	–	–	62,07
1812	23,95	–	11,97	22,45	–	–	18,75
1813	7,09	–	4,49	6,62	–	–	63,33
1821	12,89	–	7,03	10,54	–	–	36,36
1822	3,28	1,09	2,19	3,28	–	–	100,00
1921	21,57	–	17,60	7,95	–	–	44,74
1922	11,14	–	5,57	11,14	–	–	–
1931	26,18	–	18,07	26,05	39,28	15,00	36,50
1932	36,99	–	32,37	36,99	–	–	87,50
2013	36,43	1,30	31,41	29,74	–	–	62,24
2014	26,83	–	10,73	26,83	536,67	200,00	60,00
2019	16,14	–	16,14	12,91	–	–	80,00
2022	62,66	–	56,40	56,40	–	–	70,00
2029	35,77	–	30,05	34,34	286,19	80,00	40,00
2032	20,18	–	17,30	20,18	–	–	42,86
2033	29,70	–	19,80	29,70	–	–	66,67
2051	14,02	–	4,67	14,02	–	–	25,00
2052	9,26	–	9,26	9,26	–	–	–
2061	27,89	–	19,75	27,89	–	–	58,33
2062	8,66	–	7,42	8,66	–	–	42,86
2063	10,80	0,31	6,79	9,56	–	–	54,29
2071	15,88	–	13,83	15,88	–	–	64,52
2073	3,94	–	3,94	3,94	–	–	–
2091	11,14	–	5,57	11,14	–	–	75,00
2092	31,26	0,84	26,19	27,03	–	–	56,76
2093	12,01	–	9,61	12,01	–	–	60,00
2099	30,04	0,31	24,22	22,68	–	–	57,14
2110	27,26	–	21,81	27,26	–	–	60,00
2121	20,51	0,21	15,95	18,64	–	–	63,64
2122	38,73	–	29,05	36,79	–	–	75,00
2123	–	–	–	–	–	–	–
2211	16,79	–	12,74	14,47	–	–	82,76
2212	20,21	0,55	14,75	19,12	–	–	51,35
2219	36,29	–	29,28	28,86	41,24	11,36	60,23
2221	21,84	–	13,90	20,52	66,19	30,30	69,70
2222	27,48	0,09	20,82	26,17	–	–	64,16
2223	11,28	–	9,87	11,28	–	–	37,50
2229	19,40	–	14,55	18,43	16,17	8,33	56,25
2311	54,15	–	47,78	47,25	–	–	73,53
2319	15,83	–	14,40	14,40	–	–	68,18
2320	26,42	–	21,75	9,32	–	–	50,00
2330	22,30	0,07	17,73	20,54	35,18	15,77	51,74
2342	18,29	–	16,10	18,13	–	–	59,83
2349	18,25	–	12,88	18,25	–	–	52,94
2391	13,05	0,35	10,93	12,34	35,26	27,03	54,05
2392	12,78	–	10,04	12,78	–	–	50,00
2399	11,71	–	9,37	11,71	–	–	53,33
2424	23,65	–	23,65	21,28	–	–	70,00
2441	26,98	1,32	21,05	26,32	–	–	65,85
2449	30,55	–	22,92	30,55	–	–	37,50
2451	32,15	–	28,67	29,54	–	–	59,46
2452	44,46	0,95	35,00	41,62	–	–	59,57
2511	26,96	0,17	22,29	26,09	–	–	63,46
2512	24,90	0,16	21,77	24,73	–	–	58,28
2513	22,92	–	22,13	21,34	–	–	65,52
2521	23,60	–	18,47	23,60	–	–	65,22
2531	15,98	–	15,98	15,98	–	–	–
2532	42,88	–	37,45	42,34	54,28	12,66	62,03
2539	16,35	0,58	12,12	15,58	–	–	56,47
2542	26,32	0,33	18,75	25,66	–	–	62,50
2543	22,60	–	18,99	19,89	–	–	64,00

Capítulo 80 - Paraná

80.1 - Indicadores de acidentes do trabalho, segundo a Classificação Nacional de Atividades Econômicas (CNAE), dos estabelecimentos localizados no estado do Paraná - 2015

(continuação)

CNAE	INDICADORES DE ACIDENTES DO TRABALHO						
	Incidência (por 1.000 vínculos)	Incidência de Doenças Ocupacionais (por 1.000 vínculos)	Incidência de Acidentes Típicos (por 1.000 vínculos)	Incidência de Incapacidade Temporária (por 1.000 vínculos)	Taxa de Mortalidade (por 100.000 vínculos)	Taxa de Letalidade (por 1.000 acidentes)	Acidentalidade para a faixa 16 a 34 anos (por 100 acidentes)
2591	28,04	–	25,60	20,73	–	–	56,52
2592	23,45	0,56	16,19	22,33	55,83	23,81	54,76
2593	14,33	–	10,07	13,95	–	–	70,27
2599	23,48	0,24	19,10	21,05	12,17	5,18	62,69
2610	11,50	–	7,66	10,86	–	–	77,78
2621	14,54	0,36	9,09	12,00	–	–	57,50
2622	8,34	–	2,78	6,95	–	–	66,67
2631	5,13	1,03	4,11	5,13	–	–	60,00
2640	23,17	0,77	18,54	22,40	–	–	56,67
2651	8,15	–	4,89	7,33	–	–	50,00
2660	6,34	–	3,17	6,34	–	–	100,00
2710	13,26	–	9,84	14,11	–	–	45,16
2722	33,84	–	26,62	33,28	55,47	16,39	60,66
2731	15,15	0,47	9,47	11,84	–	–	53,13
2732	5,34	–	5,34	5,34	–	–	100,00
2733	13,69	0,37	11,10	11,47	–	–	62,16
2740	19,66	–	16,39	18,57	–	–	77,78
2751	13,74	2,15	8,77	12,25	–	–	53,01
2759	15,70	–	12,56	11,51	–	–	40,00
2790	10,75	–	9,62	9,62	–	–	84,21
2811	52,17	–	33,20	56,92	–	–	54,55
2812	41,68	2,08	29,18	33,34	–	–	50,00
2813	13,98	–	13,20	13,98	–	–	77,78
2814	17,58	–	7,03	17,58	–	–	20,00
2815	30,06	–	23,38	26,72	–	–	77,78
2821	29,20	–	24,33	29,20	–	–	50,00
2822	22,43	1,50	16,95	19,94	–	–	60,00
2823	24,19	0,26	18,01	23,68	25,74	10,64	54,26
2824	10,84	2,17	8,67	6,50	–	–	80,00
2825	33,10	–	28,37	28,37	–	–	57,14
2829	27,85	–	24,34	25,51	–	–	53,78
2831	16,62	0,49	13,68	5,38	–	–	55,88
2832	11,57	–	–	11,57	–	–	100,00
2833	32,31	–	27,74	31,96	–	–	48,91
2840	26,73	–	20,36	23,54	–	–	71,43
2851	24,67	0,39	20,43	7,71	–	–	65,63
2852	22,90	–	22,90	18,32	–	–	60,00
2853	16,52	–	13,51	13,51	–	–	54,55
2854	29,68	–	23,74	29,68	–	–	30,00
2861	25,89	–	19,42	21,57	–	–	58,33
2862	24,22	0,62	18,01	23,60	–	–	43,59
2863	20,93	–	16,74	20,93	–	–	40,00
2865	21,49	–	21,49	15,52	–	–	83,33
2866	21,11	–	14,08	17,60	–	–	33,33
2869	27,18	–	23,86	24,76	–	–	61,11
2910	26,22	2,57	21,30	8,89	–	–	51,34
2920	27,95	0,54	22,31	11,02	–	–	49,04
2930	44,73	0,33	39,84	43,75	48,98	10,95	68,61
2941	51,01	0,70	44,70	34,18	–	–	65,64
2942	49,02	–	39,22	49,02	–	–	80,00
2944	20,75	–	14,65	19,53	–	–	50,00
2945	8,10	–	0,98	7,86	–	–	57,58
2949	19,91	0,40	15,75	16,74	–	–	57,71
2950	19,55	–	13,69	17,60	–	–	50,00
3012	5,01	–	5,01	–	–	–	100,00
3091	3,17	–	2,38	3,17	–	–	75,00
3092	51,87	–	38,90	43,77	–	–	43,75
3099	24,42	–	16,28	16,28	–	–	66,67
3101	15,99	0,03	10,83	15,58	–	–	55,12
3102	27,78	0,25	19,88	24,98	25,49	9,17	59,63
3103	18,22	–	8,28	17,67	–	–	42,42
3104	16,37	–	10,38	16,77	39,92	24,39	58,54
3211	9,53	–	1,91	9,53	190,69	200,00	60,00
3212	3,60	–	3,60	3,60	–	–	100,00
3230	37,83	–	6,31	37,83	–	–	44,44
3240	19,71	–	14,78	18,07	–	–	45,83
3250	17,62	–	13,16	14,95	–	–	60,76
3291	20,73	–	11,52	16,12	–	–	61,11
3292	17,61	–	9,02	17,18	–	–	63,41
3299	18,05	–	14,74	17,54	–	–	67,61
3311	27,22	–	24,95	24,95	–	–	75,00
3312	7,02	–	5,26	7,02	–	–	50,00
3313	8,02	–	4,81	8,02	–	–	80,00
3314	11,59	–	8,51	9,69	–	–	56,96
3315	15,41	–	13,21	11,01	–	–	71,43
3316	–	–	–	–	–	–	–
3319	32,39	–	23,75	32,39	–	–	60,00
3321	13,73	0,49	8,34	12,26	–	–	60,71
3329	12,18	–	6,09	12,18	–	–	50,00
3511	26,89	1,24	17,93	20,71	30,91	11,49	33,33
3512	29,25	–	19,50	29,25	–	–	22,22
3513	–	–	–	–	–	–	–
3514	24,54	1,42	17,57	22,17	15,83	6,45	34,19

Capítulo 80 - Paraná

80.1 - Indicadores de acidentes do trabalho, segundo a Classificação Nacional de Atividades Econômicas (CNAE), dos estabelecimentos localizados no estado do Paraná - 2015

(continuação)

CNAE	INDICADORES DE ACIDENTES DO TRABALHO						
	Incidência (por 1.000 vínculos)	Incidência de Doenças Ocupacionais (por 1.000 vínculos)	Incidência de Acidentes Típicos (por 1.000 vínculos)	Incidência de Incapacidade Temporária (por 1.000 vínculos)	Taxa de Mortalidade (por 100.000 vínculos)	Taxa de Letalidade (por 1.000 acidentes)	Acidentalidade para a faixa 16 a 34 anos (por 100 acidentes)
3520	11,46	–	11,46	5,73	–	–	–
3600	56,59	0,39	49,06	45,17	–	–	41,97
3701	71,64	–	57,31	71,64	–	–	50,00
3702	13,70	–	12,17	9,13	–	–	77,78
3811	60,52	1,71	53,31	51,60	18,97	3,13	77,12
3812	4,32	–	4,32	2,16	–	–	100,00
3821	46,49	–	37,63	39,85	–	–	52,38
3822	85,11	–	77,00	52,68	–	–	66,67
3831	30,62	–	26,63	30,62	133,14	43,48	78,26
3832	22,85	–	19,46	20,31	–	–	40,74
3839	46,85	–	37,48	30,92	–	–	32,00
3900	5,03	–	–	–	–	–	100,00
4110	26,33	0,07	22,06	25,68	36,17	13,74	40,38
4120	17,00	0,08	13,89	16,27	14,32	8,42	42,75
4211	21,49	0,27	18,39	18,33	40,42	18,81	44,51
4212	26,73	–	25,59	22,18	56,87	21,28	36,17
4213	11,87	–	10,51	11,87	–	–	60,00
4221	19,45	0,09	12,82	18,75	34,89	17,94	46,64
4222	17,62	–	12,33	16,74	–	–	45,00
4223	69,77	–	41,86	60,47	–	–	73,33
4291	35,55	–	35,55	28,44	–	–	50,00
4292	13,61	–	12,02	9,15	–	–	43,75
4299	12,46	0,32	9,90	10,54	–	–	48,72
4311	33,91	–	29,07	29,07	–	–	14,29
4312	18,80	–	18,80	18,80	–	–	33,33
4313	8,72	–	6,59	8,33	–	–	48,89
4319	–	–	–	–	–	–	–
4321	16,01	–	12,31	14,21	30,02	18,75	65,00
4322	11,93	–	8,60	11,65	–	–	67,44
4329	13,48	–	8,79	13,48	–	–	52,17
4330	9,16	0,09	6,31	8,27	8,89	9,71	50,49
4391	36,05	–	31,38	35,39	–	–	42,59
4399	14,20	0,19	9,90	14,01	–	–	55,26
4511	10,21	0,05	6,76	9,59	9,45	9,26	62,50
4512	21,08	–	–	21,08	–	–	50,00
4520	9,55	–	6,25	9,09	–	–	65,48
4530	8,59	0,05	6,05	8,25	2,62	3,05	67,99
4541	13,06	–	2,46	12,81	–	–	67,92
4543	11,97	–	2,99	11,97	–	–	100,00
4611	4,61	–	4,61	4,61	–	–	100,00
4612	18,60	–	12,40	18,60	–	–	66,67
4614	7,26	–	–	7,26	–	–	100,00
4615	–	–	–	–	–	–	–
4616	22,71	–	7,57	22,71	–	–	66,67
4617	7,41	–	1,48	7,41	–	–	60,00
4618	1,92	–	–	1,92	–	–	100,00
4619	5,47	–	1,82	5,47	–	–	50,00
4622	21,89	–	17,16	18,34	–	–	59,46
4623	19,31	0,43	15,12	17,11	14,20	7,35	52,57
4631	9,74	–	8,52	9,74	–	–	62,50
4632	23,34	0,44	19,38	18,21	29,36	12,58	50,31
4633	8,05	–	6,44	7,59	–	–	28,57
4634	15,40	0,31	8,32	14,78	30,80	20,00	52,00
4635	27,84	–	21,70	22,85	–	–	73,10
4636	6,05	–	–	6,05	–	–	50,00
4637	9,76	–	5,96	9,49	–	–	69,44
4639	8,77	–	4,85	8,93	31,32	35,71	53,57
4641	8,03	–	5,84	6,57	–	–	63,64
4642	6,45	–	2,93	6,74	–	–	50,00
4643	–	–	–	–	–	–	–
4644	3,48	0,27	2,41	3,48	–	–	76,92
4645	7,43	–	4,09	6,69	–	–	75,00
4646	6,69	–	2,39	5,25	–	–	78,57
4647	14,07	–	7,04	13,07	–	–	71,43
4649	9,38	0,18	5,23	8,84	36,08	38,46	59,62
4651	7,76	–	2,99	7,16	–	–	61,54
4652	13,78	1,06	9,54	13,78	–	–	69,23
4661	14,91	–	11,49	13,91	–	–	75,68
4662	15,86	–	11,90	11,90	–	–	50,00
4663	17,43	–	12,03	17,01	–	–	69,05
4664	1,28	–	1,28	1,28	–	–	100,00
4665	9,80	–	5,44	9,80	–	–	66,67
4669	11,57	–	8,05	11,57	–	–	78,26
4671	21,16	–	15,18	20,70	92,00	43,48	45,65
4672	11,86	–	9,48	10,67	–	–	70,00
4673	9,36	–	5,95	8,51	–	–	63,64
4674	7,56	–	7,56	7,56	–	–	–
4679	27,01	–	23,64	25,78	–	–	69,32
4681	10,16	0,70	6,65	9,46	–	–	41,38
4682	47,20	–	41,50	22,79	–	–	32,76
4683	8,09	–	6,32	6,91	–	–	56,10
4684	22,59	–	18,82	21,08	75,29	33,33	60,00
4685	36,97	0,97	30,16	30,16	–	–	50,00

Capítulo 80 - Paraná

80.1 - Indicadores de acidentes do trabalho, segundo a Classificação Nacional de Atividades Econômicas (CNAE), dos estabelecimentos localizados no estado do Paraná - 2015

(continuação)

CNAE	INDICADORES DE ACIDENTES DO TRABALHO						
	Incidência (por 1.000 vínculos)	Incidência de Doenças Ocupacionais (por 1.000 vínculos)	Incidência de Acidentes Típicos (por 1.000 vínculos)	Incidência de Incapacidade Temporária (por 1.000 vínculos)	Taxa de Mortalidade (por 100.000 vínculos)	Taxa de Letalidade (por 1.000 acidentes)	Acidentalidade para a faixa 16 a 34 anos (por 100 acidentes)
4686	10,28	–	5,49	8,91	–	–	53,33
4687	21,56	–	18,14	21,22	34,22	15,87	49,21
4689	13,24	–	11,15	12,54	–	–	71,05
4691	18,12	–	11,95	17,51	–	–	64,77
4692	14,11	–	12,40	14,11	–	–	48,48
4693	22,41	–	18,93	21,64	–	–	67,24
4711	19,17	0,05	14,81	18,53	6,42	3,35	62,81
4712	5,19	0,09	3,66	5,01	4,64	8,93	61,61
4713	7,16	0,22	4,47	6,60	–	–	82,81
4721	6,30	0,14	4,41	6,23	–	–	64,44
4722	11,18	0,25	8,89	10,92	–	–	70,45
4723	6,86	0,25	4,06	6,86	–	–	55,56
4724	6,00	–	3,86	6,00	–	–	71,43
4729	6,91	–	4,71	6,36	–	–	61,36
4731	6,41	0,04	3,33	6,25	8,22	12,82	55,13
4732	18,39	–	9,19	18,39	–	–	50,00
4741	9,06	–	5,26	8,77	29,24	32,26	83,87
4742	9,12	–	6,89	8,95	–	–	62,26
4743	15,12	–	11,27	14,30	54,99	36,36	69,09
4744	9,94	0,09	7,25	9,34	4,31	4,34	57,27
4751	4,85	0,11	2,74	4,74	10,54	21,74	71,74
4752	5,13	0,21	3,90	5,13	–	–	60,00
4753	12,85	–	8,50	12,26	29,65	23,08	66,92
4754	4,89	0,23	2,94	4,66	–	–	63,81
4755	2,19	0,16	1,10	2,19	–	–	64,29
4756	–	–	–	–	–	–	–
4757	8,83	–	3,68	8,47	–	–	79,17
4759	8,38	0,16	4,76	7,72	–	–	82,35
4761	4,78	0,11	2,83	4,67	–	–	63,64
4762	–	–	–	–	–	–	–
4763	4,39	–	2,81	4,56	17,55	40,00	68,00
4771	5,74	–	3,30	4,66	10,19	17,75	68,05
4772	5,20	0,15	1,68	5,05	–	–	58,82
4773	5,45	–	4,24	5,45	–	–	44,44
4774	2,13	–	1,60	2,13	–	–	50,00
4781	2,96	0,02	1,55	2,56	–	–	70,21
4782	4,80	–	3,06	4,39	–	–	66,67
4783	2,25	–	0,84	2,25	–	–	75,00
4784	15,83	–	12,23	15,11	71,96	45,45	68,18
4785	2,45	–	2,45	2,45	–	–	–
4789	7,87	0,04	4,72	7,38	–	–	60,95
4911	23,87	–	20,65	12,34	26,82	11,24	64,04
4921	8,18	0,04	4,23	8,05	8,05	9,85	31,53
4922	8,19	–	4,22	7,94	12,41	15,15	27,27
4923	9,00	–	7,50	6,00	–	–	50,00
4924	3,05	–	1,83	3,05	–	–	20,00
4929	11,07	–	6,04	9,56	25,15	22,73	34,09
4930	13,39	0,14	10,09	12,45	30,72	22,95	54,02
5030	25,93	–	12,96	25,93	–	–	33,33
5091	14,19	–	7,10	14,19	–	–	–
5111	29,93	–	5,57	28,54	139,20	46,51	53,49
5112	2,43	–	2,43	2,43	–	–	100,00
5120	29,64	–	11,86	23,72	–	–	80,00
5211	20,01	0,13	14,10	18,80	–	–	50,34
5212	16,41	–	9,85	14,77	–	–	48,00
5221	32,51	–	23,65	30,40	84,45	25,97	54,55
5223	7,73	–	4,24	7,73	–	–	61,29
5229	10,71	–	8,33	10,12	–	–	38,89
5231	38,39	0,35	29,32	27,92	–	–	71,82
5232	2,54	–	–	2,54	–	–	–
5239	6,05	–	6,05	6,05	–	–	100,00
5240	17,74	–	8,54	17,74	–	–	51,85
5250	5,54	–	3,69	4,19	–	–	60,61
5310	137,45	5,18	122,84	99,87	–	–	31,88
5320	21,48	0,32	14,43	21,16	32,06	14,93	64,18
5510	14,90	–	11,68	12,40	5,10	3,42	47,95
5590	2,89	–	1,44	2,89	–	–	50,00
5611	8,48	0,14	6,40	8,12	1,29	1,52	61,46
5612	5,28	–	5,28	5,28	–	–	50,00
5620	26,59	0,57	19,34	23,47	–	–	38,52
5811	2,59	–	1,30	2,59	–	–	25,00
5812	3,79	–	3,79	3,79	–	–	100,00
5813	3,90	–	3,90	3,90	390,12	1.000,00	100,00
5819	30,46	–	16,61	24,92	–	–	63,64
5821	10,51	–	9,28	9,28	–	–	82,35
5822	12,31	–	7,58	11,37	–	–	73,08
5823	7,54	–	–	7,54	–	–	100,00
5829	17,20	–	13,67	17,20	–	–	64,10
5911	4,30	–	2,15	4,30	–	–	50,00
5914	5,90	–	4,42	5,90	–	–	75,00
6010	1,25	–	0,31	1,25	–	–	50,00
6021	9,87	–	4,74	8,68	–	–	56,00
6110	8,33	0,08	3,50	7,83	–	–	64,00

Capítulo 80 - Paraná

80.1 - Indicadores de acidentes do trabalho, segundo a Classificação Nacional de Atividades Econômicas (CNAE), dos estabelecimentos localizados no estado do Paraná - 2015

(continuação)

CNAE	INDICADORES DE ACIDENTES DO TRABALHO						
	Incidência (por 1.000 vínculos)	Incidência de Doenças Ocupacionais (por 1.000 vínculos)	Incidência de Acidentes Típicos (por 1.000 vínculos)	Incidência de Incapacidade Temporária (por 1.000 vínculos)	Taxa de Mortalidade (por 100.000 vínculos)	Taxa de Letalidade (por 1.000 acidentes)	Acidentalidade para a faixa 16 a 34 anos (por 100 acidentes)
6120	6,35	0,45	3,17	5,90	45,35	71,43	71,43
6130	–	–	–	–	–	–	–
6141	6,84	–	6,84	6,84	–	–	100,00
6190	9,70	–	6,93	9,70	–	–	61,90
6201	11,02	–	0,85	10,45	–	–	61,54
6202	4,76	–	2,60	4,33	–	–	81,82
6203	4,37	–	1,53	3,28	–	–	65,00
6204	2,24	0,32	0,64	2,56	–	–	100,00
6209	6,38	–	3,56	5,82	18,76	29,41	61,76
6311	4,77	–	1,27	4,13	–	–	60,00
6319	1,30	–	–	1,30	–	–	100,00
6399	–	–	–	–	–	–	–
6421	11,85	0,27	10,23	3,23	13,46	11,36	43,18
6422	19,19	12,99	3,25	19,37	–	–	28,40
6423	2,78	0,62	0,77	2,47	–	–	22,22
6424	2,06	0,24	0,97	2,06	–	–	76,47
6431	10,59	–	2,65	5,29	–	–	–
6433	–	–	–	–	–	–	–
6434	–	–	–	–	–	–	–
6436	–	–	–	–	–	–	–
6461	31,72	–	26,43	26,43	–	–	66,67
6462	8,56	–	5,06	7,39	38,91	45,45	40,91
6463	3,74	–	–	3,74	–	–	100,00
6491	–	–	–	–	–	–	–
6492	11,80	–	3,93	11,80	–	–	66,67
6493	0,65	–	–	0,65	–	–	–
6499	–	–	–	–	–	–	–
6511	8,49	–	6,37	8,49	–	–	25,00
6512	1,99	–	1,99	1,00	–	–	100,00
6541	3,00	–	3,00	3,00	–	–	100,00
6542	–	–	–	–	–	–	–
6550	10,45	–	6,79	7,67	–	–	50,00
6612	9,93	–	3,31	9,93	–	–	66,67
6613	41,13	–	–	41,13	–	–	37,50
6619	2,42	–	–	2,42	–	–	100,00
6621	–	–	–	–	–	–	–
6622	3,57	–	1,19	3,17	–	–	100,00
6629	3,05	–	–	3,05	–	–	–
6810	14,31	–	12,05	12,80	–	–	36,84
6821	3,84	–	1,35	3,84	–	–	58,82
6822	4,25	–	3,19	4,25	–	–	41,67
6911	2,40	0,09	0,51	2,40	–	–	78,57
6912	2,87	–	0,57	2,87	–	–	40,00
6920	3,77	0,05	1,58	3,54	–	–	70,37
7020	5,37	0,22	1,12	4,70	–	–	70,83
7111	2,73	–	2,73	2,73	–	–	–
7112	12,06	0,09	8,82	11,52	9,00	7,46	49,25
7119	2,83	–	2,12	1,42	–	–	50,00
7120	11,40	–	6,33	11,40	–	–	55,56
7210	10,20	–	9,13	8,06	–	–	36,84
7220	13,65	–	8,19	10,92	–	–	80,00
7311	8,90	–	1,62	8,90	–	–	63,64
7312	17,34	–	15,76	18,92	–	–	63,64
7319	6,52	–	2,61	6,20	–	–	75,00
7320	–	–	–	–	–	–	–
7410	21,18	–	16,94	21,18	–	–	100,00
7420	5,79	–	–	5,79	–	–	42,86
7490	4,02	–	1,72	3,44	–	–	85,71
7500	11,62	–	11,62	9,96	–	–	42,86
7711	5,58	–	3,35	5,03	–	–	45,00
7719	14,20	–	11,36	14,20	–	–	20,00
7721	–	–	–	–	–	–	–
7722	4,03	–	4,03	4,03	–	–	100,00
7723	7,79	–	4,87	8,77	–	–	25,00
7729	8,10	–	8,10	8,10	–	–	50,00
7731	12,20	–	–	12,20	–	–	100,00
7732	12,49	–	9,45	11,82	33,76	27,03	48,65
7733	4,78	–	2,39	4,78	–	–	100,00
7739	22,61	0,35	16,70	21,57	–	–	47,69
7740	4,03	–	1,01	4,03	–	–	75,00
7810	7,42	–	2,47	7,42	–	–	47,62
7820	9,60	0,08	4,89	9,22	8,50	8,85	60,18
7830	3,87	–	1,86	3,63	–	–	26,00
7911	4,00	–	1,88	3,77	–	–	82,35
7912	6,38	–	6,38	6,38	–	–	–
7990	21,02	–	12,61	21,02	–	–	40,00
8011	10,03	–	3,33	9,58	8,22	8,20	54,10
8012	32,26	–	10,94	31,98	–	–	53,91
8020	20,14	–	11,51	19,36	–	–	72,73
8111	7,52	0,28	2,82	6,96	9,41	12,50	36,25
8112	7,14	0,03	4,54	6,77	–	–	24,40
8121	9,33	0,17	3,70	7,69	–	–	27,93
8122	10,05	–	4,02	9,04	100,45	100,00	50,00

Capítulo 80 - Paraná

80.1 - Indicadores de acidentes do trabalho, segundo a Classificação Nacional de Atividades Econômicas (CNAE), dos estabelecimentos localizados no estado do Paraná - 2015

(conclusão)

CNAE	INDICADORES DE ACIDENTES DO TRABALHO						
	Incidência (por 1.000 vínculos)	Incidência de Doenças Ocupacionais (por 1.000 vínculos)	Incidência de Acidentes Típicos (por 1.000 vínculos)	Incidência de Incapacidade Temporária (por 1.000 vínculos)	Taxa de Mortalidade (por 100.000 vínculos)	Taxa de Letalidade (por 1.000 acidentes)	Acidentalidade para a faixa 16 a 34 anos (por 100 acidentes)
8129	16,13	0,69	7,60	13,59	–	–	34,29
8130	8,09	0,51	4,05	8,09	–	–	37,50
8211	7,62	0,09	4,26	6,85	12,77	16,76	58,66
8219	5,72	–	3,31	5,26	–	–	65,79
8220	8,26	0,06	2,27	8,07	–	–	65,65
8230	6,56	–	2,19	6,12	–	–	80,00
8291	4,72	–	1,76	4,50	–	–	67,44
8292	41,96	–	34,66	41,96	–	–	43,48
8299	8,03	0,13	3,88	7,44	13,17	16,39	56,56
8411	6,58	0,03	4,47	5,14	4,26	6,47	24,68
8412	14,28	–	8,99	12,69	52,87	37,04	66,67
8423	4,31	–	4,31	4,31	–	–	55,56
8424	4,94	–	4,94	2,82	–	–	42,86
8430	10,82	–	3,61	10,82	–	–	33,33
8511	66,16	–	3,02	65,62	–	–	39,83
8512	3,94	0,14	2,44	3,66	–	–	56,36
8513	6,82	–	4,45	6,12	–	–	33,33
8520	3,20	0,06	2,34	2,91	–	–	31,48
8531	16,34	0,08	11,48	11,19	–	–	44,96
8532	7,41	0,21	4,20	6,63	–	–	49,04
8533	6,05	–	2,02	6,05	–	–	33,33
8541	4,49	–	3,21	3,85	–	–	42,86
8542	–	–	–	–	–	–	–
8550	5,09	–	3,18	5,09	–	–	25,00
8591	2,06	–	1,03	2,06	–	–	100,00
8592	5,77	1,92	3,85	5,77	–	–	66,67
8593	2,18	–	1,21	2,18	–	–	44,44
8599	6,21	0,05	3,62	5,75	4,64	7,46	47,76
8610	65,11	0,04	54,56	26,85	–	–	46,44
8621	12,58	–	8,71	6,77	–	–	53,85
8622	46,15	–	27,69	46,15	–	–	20,00
8630	9,04	–	6,25	6,25	–	–	53,68
8640	22,62	0,16	18,19	9,49	–	–	69,42
8650	6,98	–	5,50	2,95	–	–	67,31
8660	34,24	–	32,93	23,71	–	–	34,62
8690	18,15	–	15,88	11,35	–	–	35,94
8711	7,34	–	5,18	6,91	–	–	41,18
8712	8,74	–	8,74	4,37	–	–	–
8720	22,79	–	19,75	13,67	–	–	26,67
8730	5,88	–	2,71	5,42	–	–	53,85
8800	29,36	–	22,74	21,09	–	–	41,78
9001	4,81	–	3,61	4,81	–	–	100,00
9101	51,63	–	40,76	38,04	–	–	68,42
9103	102,03	–	86,33	102,03	–	–	53,85
9311	–	–	–	–	–	–	–
9312	12,69	–	8,40	12,34	–	–	33,80
9313	3,07	–	1,23	2,86	–	–	60,00
9319	11,41	–	7,61	11,41	–	–	55,56
9321	26,18	–	22,05	24,80	–	–	73,68
9329	9,20	–	8,68	9,20	51,09	55,56	44,44
9411	7,30	–	3,43	6,87	–	–	47,06
9412	53,81	–	44,02	41,93	–	–	5,19
9420	11,08	0,44	6,43	10,64	–	–	40,00
9430	11,29	0,12	9,04	10,04	–	–	33,21
9491	9,30	0,11	7,26	9,07	–	–	32,93
9492	43,82	–	–	43,82	–	–	33,33
9493	17,78	–	13,34	17,78	–	–	75,00
9499	16,45	–	11,89	16,45	–	–	41,54
9511	2,30	–	1,72	2,30	–	–	100,00
9512	5,84	–	5,84	5,84	–	–	50,00
9521	11,67	–	7,55	11,67	–	–	70,59
9529	10,40	–	4,05	10,40	–	–	61,11
9601	13,15	–	9,11	12,14	25,30	19,23	40,38
9602	2,16	–	0,93	2,16	–	–	85,71
9603	7,30	–	4,17	5,74	–	–	50,00
9609	2,36	–	1,05	2,10	–	–	55,56
9700	0,82	–	0,52	0,82	–	–	12,50
Outros(1)	42,30	–	22,41	39,46	31,57	7,46	49,25

Fonte: DATAPREV, CAT, SUB, CNIS.

Notas: 1. Os dados são preliminares, estando sujeitos a correções.
2. As atividades econômicas que apresentam valores zerados para os indicadores são aquelas onde não ocorreram acidentes no período.

(1) Englobam as atividades que possuíam número médio de vínculos no ano menor que 100.

Capítulo 80 - Paraná

80.2 - Indicadores de acidentes do trabalho, segundo a Classificação Nacional de Atividades Econômicas (CNAE), dos estabelecimentos localizados no estado do Paraná - 2016

(continua)

CNAE	INDICADORES DE ACIDENTES DO TRABALHO						
	Incidência (por 1.000 vínculos)	Incidência de Doenças Ocupacionais (por 1.000 vínculos)	Incidência de Acidentes Típicos (por 1.000 vínculos)	Incidência de Incapacidade Temporária (por 1.000 vínculos)	Taxa de Mortalidade (por 100.000 vínculos)	Taxa de Letalidade (por 1.000 acidentes)	Acidentalidade para a faixa 16 a 34 anos (por 100 acidentes)
TOTAL	**15,92**	**0,22**	**10,48**	**13,51**	**7,15**	**4,49**	**49,54**
0111	2,71	–	1,91	2,71	6,16	22,73	40,91
0113	32,94	3,04	20,78	32,09	101,34	30,77	23,59
0115	17,33	–	14,85	17,08	–	–	40,00
0116	1,01	–	0,51	1,01	–	–	50,00
0119	102,08	–	88,00	102,08	–	–	62,07
0121	53,43	–	4,78	53,03	–	–	40,30
0122	14,56	–	9,71	14,56	–	–	66,67
0133	8,32	–	4,85	8,32	–	–	33,33
0134	2,98	–	–	2,98	–	–	66,67
0139	14,66	1,83	9,16	12,83	183,26	125,00	50,00
0141	39,97	0,70	35,06	39,27	–	–	54,39
0151	4,57	–	4,24	4,57	–	–	50,00
0152	10,37	–	5,18	10,37	–	–	–
0153	8,39	–	8,39	8,39	–	–	100,00
0154	19,12	–	14,34	17,85	63,75	33,33	53,33
0155	16,52	0,09	13,80	14,06	17,58	10,64	54,26
0159	2,58	–	–	2,58	–	–	–
0161	15,25	–	14,08	15,15	4,87	3,19	46,96
0162	12,45	–	10,19	11,70	–	–	51,52
0163	5,91	–	3,69	5,17	–	–	87,50
0210	14,72	–	12,83	13,10	–	–	43,12
0220	1,47	–	1,47	1,47	–	–	100,00
0230	31,13	–	29,19	14,35	–	–	53,13
0322	5,34	–	2,67	5,34	–	–	100,00
0500	3,25	–	3,25	3,25	–	–	100,00
0724	18,07	–	4,52	18,07	–	–	75,00
0810	12,78	0,45	10,31	12,11	–	–	38,60
0891	37,35	–	37,35	37,35	–	–	42,86
0899	14,05	–	7,02	14,05	–	–	37,50
1011	24,55	0,59	19,40	23,56	–	–	52,42
1012	29,66	1,24	24,25	20,82	7,53	2,54	59,36
1013	32,74	1,39	26,19	32,15	–	–	55,15
1020	19,15	–	12,49	19,98	–	–	82,61
1031	23,35	1,23	15,98	20,90	–	–	63,16
1032	23,70	–	22,30	19,51	139,39	58,82	64,71
1033	17,80	–	8,90	16,02	178,04	100,00	90,00
1041	41,48	0,40	33,83	35,85	40,28	9,71	53,40
1042	18,63	–	14,90	18,63	–	–	80,00
1043	21,38	1,53	16,80	12,22	–	–	50,00
1051	30,93	–	20,94	29,03	47,59	15,38	50,77
1052	19,30	–	15,33	17,88	14,19	7,35	51,47
1053	6,17	–	3,86	6,17	–	–	50,00
1061	22,25	–	16,95	22,25	–	–	52,38
1062	26,88	–	22,50	21,62	29,22	10,87	43,48
1063	21,47	–	18,73	21,92	91,35	42,55	40,43
1064	20,38	0,73	10,92	15,29	145,58	71,43	35,71
1065	30,89	–	23,66	25,63	–	–	45,74
1066	30,58	0,26	22,24	25,94	26,47	8,66	54,11
1069	17,81	–	15,31	13,12	62,50	35,09	66,67
1071	14,96	0,12	12,83	15,00	4,01	2,68	50,94
1072	34,03	–	33,16	33,16	–	–	56,41
1081	16,86	–	6,94	16,86	–	–	64,71
1082	59,69	–	48,18	46,75	–	–	51,81
1091	11,85	–	8,85	11,45	–	–	60,67
1092	27,60	0,34	20,78	14,31	–	–	65,43
1093	13,36	2,79	5,58	11,96	19,94	14,93	46,27
1094	21,19	0,55	14,86	15,14	–	–	53,25
1095	13,71	–	10,66	10,66	–	–	88,89
1096	16,23	1,35	10,82	16,23	–	–	25,00
1099	18,72	0,22	13,39	15,46	–	–	47,09
1111	13,57	–	4,52	13,57	–	–	–
1112	11,91	–	11,91	11,91	–	–	50,00
1113	42,46	–	35,64	33,36	–	–	57,14
1121	18,58	–	14,29	18,58	–	–	53,85
1122	25,08	–	19,76	14,44	–	–	60,61
1210	3,92	–	1,31	3,92	–	–	33,33
1220	37,66	–	15,07	37,66	–	–	60,00
1311	13,74	0,86	9,45	13,74	42,94	31,25	25,00
1312	14,96	–	11,22	14,96	–	–	50,00
1313	23,48	–	19,56	23,48	–	–	83,33
1323	23,96	–	16,54	21,11	–	–	66,67
1330	2,52	–	2,52	2,52	–	–	–
1340	8,66	–	5,37	8,36	29,85	34,48	44,83
1351	7,55	–	5,03	7,55	–	–	100,00
1352	6,51	–	6,51	6,51	–	–	50,00
1353	46,13	–	19,77	46,13	–	–	71,43
1354	25,01	–	16,88	20,64	–	–	55,00
1359	10,52	–	6,80	9,90	–	–	47,06
1411	7,50	–	4,50	7,80	–	–	48,00
1412	5,16	0,10	2,70	4,97	–	–	51,42
1413	6,77	–	3,38	6,20	–	–	75,00
1414	3,92	0,30	3,01	3,92	–	–	53,85

Capítulo 80 - Paraná

80.2 - Indicadores de acidentes do trabalho, segundo a Classificação Nacional de Atividades Econômicas (CNAE), dos estabelecimentos localizados no estado do Paraná - 2016

(continuação)

CNAE	INDICADORES DE ACIDENTES DO TRABALHO						
	Incidência (por 1.000 vínculos)	Incidência de Doenças Ocupacionais (por 1.000 vínculos)	Incidência de Acidentes Típicos (por 1.000 vínculos)	Incidência de Incapacidade Temporária (por 1.000 vínculos)	Taxa de Mortalidade (por 100.000 vínculos)	Taxa de Letalidade (por 1.000 acidentes)	Acidentalidade para a faixa 16 a 34 anos (por 100 acidentes)
1422	4,96	–	4,96	4,96	–	–	33,33
1510	32,20	0,42	25,51	31,78	–	–	44,16
1521	19,49	–	14,36	17,44	–	–	68,42
1529	12,88	–	6,44	12,88	–	–	83,33
1531	12,94	–	7,15	12,60	34,05	26,32	57,89
1539	25,66	–	25,66	25,66	–	–	20,00
1610	33,54	–	29,63	29,40	30,08	8,97	59,42
1621	20,14	0,16	17,24	16,15	–	–	47,86
1622	16,02	–	13,53	16,02	–	–	42,22
1623	36,45	–	32,46	36,45	–	–	50,00
1629	25,65	0,63	20,65	24,71	–	–	40,24
1710	65,46	–	54,55	46,67	–	–	56,48
1721	22,13	0,11	18,00	13,23	10,85	4,90	51,96
1722	12,92	–	8,61	12,92	–	–	33,33
1731	22,13	–	17,64	15,22	–	–	68,75
1732	–	–	–	–	–	–	–
1733	10,28	0,86	7,71	10,28	–	–	66,67
1741	17,75	0,37	12,20	18,49	–	–	47,92
1742	17,80	–	13,90	16,68	–	–	75,00
1749	33,67	–	12,07	33,04	63,53	18,87	49,06
1811	25,46	–	14,85	23,34	–	–	75,00
1812	17,56	–	10,54	14,05	–	–	40,00
1813	8,76	–	6,18	8,50	–	–	73,53
1821	8,09	–	6,74	5,39	–	–	16,67
1822	4,91	–	2,45	3,68	–	–	75,00
1921	22,00	–	17,84	10,11	–	–	40,54
1922	–	–	–	–	–	–	–
1931	22,92	–	17,33	23,20	27,95	12,20	38,41
1932	–	–	–	–	–	–	–
2013	26,90	0,39	22,83	21,09	19,35	7,19	60,43
2014	–	–	–	–	–	–	–
2019	29,54	–	29,54	26,59	–	–	50,00
2022	73,54	–	66,85	73,54	–	–	72,73
2029	31,60	–	23,36	28,85	–	–	39,13
2032	26,22	–	23,60	23,60	–	–	40,00
2033	32,24	–	24,18	24,18	–	–	75,00
2051	14,42	–	7,21	13,22	–	–	33,33
2052	12,32	–	12,32	12,32	–	–	–
2061	16,02	–	11,09	16,02	–	–	46,15
2062	13,52	–	9,83	12,29	–	–	36,36
2063	11,97	–	9,45	10,40	–	–	44,74
2071	18,08	–	13,69	17,53	–	–	69,70
2073	15,67	–	7,83	15,67	–	–	75,00
2091	32,05	–	23,31	32,05	–	–	72,73
2092	34,98	–	31,48	27,11	87,45	25,00	32,50
2093	19,95	–	19,95	17,46	–	–	75,00
2099	26,14	0,33	21,89	22,54	32,67	12,50	48,75
2110	11,71	–	11,71	5,85	–	–	50,00
2121	15,55	–	12,27	14,68	–	–	63,38
2122	19,67	–	19,67	19,67	–	–	63,64
2123	–	–	–	–	–	–	–
2211	26,28	–	15,42	19,42	–	–	82,61
2212	21,29	1,12	16,81	20,73	–	–	65,79
2219	32,95	–	28,94	24,49	–	–	58,11
2221	11,61	–	9,29	10,83	–	–	66,67
2222	24,80	0,10	17,35	24,50	29,40	11,86	63,24
2223	15,35	–	11,94	15,35	–	–	66,67
2229	21,30	0,09	14,94	20,68	–	–	51,87
2311	53,52	0,60	46,30	44,50	–	–	75,28
2319	30,44	–	23,76	27,47	–	–	73,17
2320	18,61	–	16,99	11,33	–	–	39,13
2330	21,61	0,25	17,09	20,71	16,43	7,60	46,01
2342	16,60	–	12,63	16,42	–	–	48,91
2349	13,69	–	7,53	13,69	–	–	40,00
2391	15,30	–	9,70	13,81	37,32	24,39	68,29
2392	15,71	–	13,61	15,71	–	–	33,33
2399	11,16	–	8,58	10,30	–	–	46,15
2424	51,18	–	40,40	48,48	–	–	52,63
2441	28,23	–	20,06	26,75	–	–	65,79
2449	8,04	–	4,02	8,04	–	–	50,00
2451	38,96	–	30,19	37,98	–	–	50,00
2452	41,30	–	37,06	41,30	–	–	53,85
2511	27,54	0,79	23,18	25,16	–	–	46,04
2512	20,50	0,18	16,14	18,68	18,14	8,85	68,14
2513	25,02	–	22,52	25,02	–	–	60,00
2521	28,93	–	25,71	27,86	–	–	66,67
2531	18,11	–	18,11	18,11	–	–	33,33
2532	33,68	–	28,07	33,68	–	–	66,67
2539	18,44	–	15,22	16,94	–	–	60,47
2542	19,14	–	16,46	18,37	–	–	60,00
2543	29,34	–	24,28	27,31	101,16	34,48	58,62
2591	25,89	–	24,66	19,73	–	–	57,14

Capítulo 80 - Paraná

80.2 - Indicadores de acidentes do trabalho, segundo a Classificação Nacional de Atividades Econômicas (CNAE), dos estabelecimentos localizados no estado do Paraná - 2016

(continuação)

CNAE	INDICADORES DE ACIDENTES DO TRABALHO						
	Incidência (por 1.000 vínculos)	Incidência de Doenças Ocupacionais (por 1.000 vínculos)	Incidência de Acidentes Típicos (por 1.000 vínculos)	Incidência de Incapacidade Temporária (por 1.000 vínculos)	Taxa de Mortalidade (por 100.000 vínculos)	Taxa de Letalidade (por 1.000 acidentes)	Acidentalidade para a faixa 16 a 34 anos (por 100 acidentes)
2592	18,35	–	14,07	18,35	–	–	60,00
2593	19,12	0,85	14,02	19,12	–	–	60,00
2599	20,69	0,14	16,94	18,74	–	–	53,02
2610	19,28	–	6,43	19,28	–	–	70,37
2621	8,07	0,50	3,53	5,54	–	–	50,00
2622	11,06	–	7,90	4,74	–	–	100,00
2631	9,83	1,09	6,55	9,83	–	–	44,44
2632	9,93	–	9,93	9,93	–	–	100,00
2640	8,95	–	4,48	8,95	–	–	60,00
2651	10,72	–	4,95	9,89	–	–	15,38
2660	3,25	–	3,25	3,25	–	–	–
2710	21,62	–	16,21	21,13	–	–	52,27
2722	35,48	–	24,39	34,92	–	–	48,44
2731	17,56	–	12,07	14,27	–	–	40,63
2732	17,30	3,46	10,38	17,30	–	–	100,00
2733	13,34	0,43	11,19	12,05	–	–	54,84
2740	19,26	–	16,50	19,26	–	–	64,29
2751	10,66	0,78	6,78	9,11	–	–	41,82
2759	9,08	–	5,19	9,08	–	–	57,14
2790	21,08	–	13,84	17,79	–	–	75,00
2812	25,07	–	20,51	20,51	–	–	72,73
2813	16,19	0,90	9,00	16,19	–	–	50,00
2814	35,81	–	27,85	35,81	–	–	44,44
2815	21,15	–	17,62	21,15	–	–	83,33
2821	19,77	–	9,89	16,48	–	–	66,67
2822	16,44	0,61	10,96	16,44	60,88	37,04	37,04
2823	19,98	0,83	14,15	19,70	27,74	13,89	63,89
2824	17,86	–	7,66	15,31	–	–	71,43
2825	18,40	–	12,26	18,40	–	–	–
2829	18,12	0,27	14,87	15,95	–	–	59,70
2831	22,53	1,07	16,09	15,02	–	–	54,76
2832	20,09	–	20,09	20,09	–	–	33,33
2833	27,05	–	21,16	25,95	18,40	6,80	57,14
2840	21,32	–	15,44	19,85	–	–	62,07
2851	19,80	–	18,48	5,81	–	–	56,00
2852	6,56	–	6,56	6,56	–	–	100,00
2853	12,45	–	6,23	6,23	–	–	66,67
2854	20,13	4,03	12,08	20,13	–	–	80,00
2861	8,51	–	2,84	8,51	–	–	33,33
2862	24,01	–	17,84	22,64	–	–	60,00
2863	21,90	–	4,38	21,90	–	–	–
2865	7,39	1,23	4,92	6,16	–	–	66,67
2866	15,68	–	7,84	15,68	392,03	250,00	50,00
2869	24,54	–	18,40	22,73	–	–	51,47
2910	26,72	1,67	23,26	6,32	–	–	59,38
2920	21,13	0,62	15,53	6,52	–	–	45,59
2930	36,17	–	32,63	33,88	–	–	56,90
2941	38,47	1,85	33,33	34,77	–	–	60,96
2942	18,58	–	18,58	18,58	–	–	100,00
2944	24,13	–	16,28	20,51	60,31	25,00	52,50
2945	8,33	0,31	1,54	8,03	–	–	59,26
2949	22,97	0,69	17,11	19,07	22,97	10,00	50,50
2950	11,14	–	9,11	10,12	–	–	18,18
3012	12,86	–	12,86	6,43	–	–	50,00
3091	6,47	–	4,62	6,47	–	–	71,43
3092	21,13	1,63	16,25	21,13	–	–	30,77
3101	16,43	0,07	11,73	15,99	7,35	4,47	53,02
3102	22,69	–	17,25	18,46	–	–	52,00
3103	11,26	–	5,33	11,26	–	–	42,11
3104	18,72	–	12,34	17,87	42,55	22,73	59,09
3211	8,47	–	4,24	8,47	–	–	50,00
3212	3,96	–	–	3,96	–	–	–
3230	24,65	–	14,79	24,65	–	–	50,00
3240	16,88	–	13,33	16,00	88,86	52,63	57,89
3250	15,57	–	10,38	13,77	–	–	60,87
3291	20,14	–	16,11	16,11	–	–	73,33
3292	6,23	–	4,31	6,23	–	–	46,15
3299	14,09	–	10,99	13,25	–	–	56,00
3311	30,50	–	25,42	30,50	–	–	75,00
3312	11,82	–	5,91	9,85	–	–	100,00
3313	12,59	–	7,87	9,44	–	–	75,00
3314	12,36	–	8,57	10,05	–	–	44,00
3315	14,85	–	12,37	12,37	–	–	66,67
3316	8,65	–	8,65	8,65	–	–	100,00
3319	19,71	–	19,71	19,71	–	–	70,00
3321	13,46	–	11,47	13,46	49,86	37,04	51,85
3329	17,36	–	7,89	15,78	–	–	81,82
3511	19,35	0,30	13,40	14,89	–	–	26,15
3512	31,88	–	25,50	25,50	–	–	10,00
3513	–	–	–	–	–	–	–
3514	21,07	2,04	14,63	19,19	–	–	37,31
3520	17,10	–	11,40	11,40	–	–	–
3600	66,14	0,26	58,76	43,22	13,18	1,99	43,82

Capítulo 80 - Paraná

80.2 - Indicadores de acidentes do trabalho, segundo a Classificação Nacional de Atividades Econômicas (CNAE), dos estabelecimentos localizados no estado do Paraná - 2016

(continuação)

CNAE	INDICADORES DE ACIDENTES DO TRABALHO						
	Incidência (por 1.000 vínculos)	Incidência de Doenças Ocupacionais (por 1.000 vínculos)	Incidência de Acidentes Típicos (por 1.000 vínculos)	Incidência de Incapacidade Temporária (por 1.000 vínculos)	Taxa de Mortalidade (por 100.000 vínculos)	Taxa de Letalidade (por 1.000 acidentes)	Acidentalidade para a faixa 16 a 34 anos (por 100 acidentes)
3701	3,80	–	3,80	3,80	–	–	–
3702	16,33	–	13,36	13,36	–	–	72,73
3811	62,54	0,60	53,97	52,38	19,92	3,18	68,79
3812	14,53	–	12,71	12,71	–	–	62,50
3821	57,75	1,23	49,15	47,92	–	–	55,32
3822	52,24	–	47,49	18,99	–	–	81,82
3831	28,49	–	21,37	27,07	–	–	55,00
3832	27,22	0,94	21,59	26,28	–	–	48,28
3839	44,86	–	28,97	35,51	–	–	37,50
3900	16,53	–	16,53	16,53	–	–	50,00
4110	23,51	0,17	19,24	20,26	8,55	3,64	40,73
4120	16,89	0,12	13,04	16,01	9,82	5,81	44,65
4211	23,66	0,22	19,73	19,58	14,56	6,15	49,23
4212	22,53	–	20,06	18,41	–	–	50,00
4213	14,89	–	13,16	14,89	34,63	23,26	32,56
4221	14,50	0,10	10,64	13,46	–	–	46,04
4222	14,73	–	10,40	13,86	–	–	52,94
4223	63,49	–	56,44	63,49	–	–	55,56
4291	10,37	–	10,37	10,37	–	–	50,00
4292	11,64	–	9,15	8,98	16,63	14,29	41,43
4299	16,70	–	12,43	15,93	–	–	46,51
4311	14,14	–	14,14	14,14	–	–	66,67
4312	15,92	–	7,96	15,92	–	–	–
4313	10,80	–	7,56	10,15	21,60	20,00	46,00
4319	7,13	–	7,13	2,38	–	–	33,33
4321	18,10	0,22	12,39	16,16	21,54	11,90	60,71
4322	7,96	–	4,14	7,96	–	–	76,00
4329	19,18	–	16,19	19,18	119,89	62,50	37,50
4330	10,17	0,21	7,62	9,42	–	–	52,08
4391	19,37	–	15,85	19,37	–	–	45,45
4399	17,52	0,11	12,48	16,94	–	–	49,02
4511	11,55	–	7,22	10,91	10,70	9,26	62,96
4512	6,46	–	6,46	6,46	–	–	100,00
4520	10,58	–	7,72	9,71	–	–	56,91
4530	9,25	0,16	6,19	8,85	13,45	14,53	60,76
4541	14,44	0,26	4,20	14,18	–	–	65,45
4543	11,41	–	2,85	14,26	–	–	75,00
4611	–	–	–	–	–	–	–
4612	60,88	–	54,79	60,88	–	–	60,00
4613	9,45	–	9,45	9,45	–	–	100,00
4614	4,27	–	–	4,27	–	–	–
4616	16,45	–	–	16,45	–	–	50,00
4617	2,56	–	1,28	2,56	–	–	100,00
4618	2,05	–	–	2,05	–	–	–
4619	3,58	–	1,79	2,69	–	–	50,00
4622	19,51	–	13,93	18,58	–	–	47,62
4623	16,35	–	13,00	14,75	13,98	8,55	53,42
4631	8,76	–	7,66	8,76	–	–	37,50
4632	21,41	0,29	17,67	18,68	28,73	13,42	46,98
4633	10,85	–	7,55	10,62	47,18	43,48	54,35
4634	17,94	0,59	12,94	17,94	–	–	57,38
4635	30,12	0,20	22,59	21,80	–	–	74,34
4636	10,20	–	6,80	6,80	–	–	66,67
4637	10,31	0,26	5,29	10,57	26,43	25,64	51,28
4639	8,60	–	5,58	7,96	15,93	18,52	55,56
4641	6,81	–	4,54	4,54	–	–	77,78
4642	2,84	–	2,21	1,90	–	–	66,67
4643	–	–	–	–	–	–	–
4644	4,75	–	3,36	4,47	–	–	64,71
4645	4,93	–	1,52	4,93	–	–	84,62
4646	7,77	–	5,03	5,48	–	–	76,47
4647	4,16	–	1,04	4,16	–	–	75,00
4649	8,31	0,20	2,97	8,11	–	–	57,14
4651	9,54	–	6,36	8,27	–	–	33,33
4652	9,16	–	5,23	9,16	–	–	71,43
4661	19,95	–	15,79	14,54	–	–	66,67
4662	22,35	–	13,41	22,35	–	–	40,00
4663	14,92	–	11,08	14,07	–	–	57,14
4664	4,03	–	1,34	2,69	–	–	100,00
4665	6,28	–	5,02	5,02	–	–	100,00
4669	11,02	–	6,61	11,02	–	–	70,00
4671	22,98	–	18,98	21,98	–	–	47,83
4672	15,55	–	11,20	14,93	–	–	76,00
4673	9,86	–	6,28	8,97	–	–	45,45
4674	31,78	–	19,07	31,78	–	–	40,00
4679	27,90	–	23,76	27,90	–	–	80,25
4681	8,45	–	5,75	8,12	–	–	40,00
4682	24,68	–	22,21	20,56	–	–	70,00
4683	14,61	0,19	12,71	13,09	–	–	53,25
4684	18,60	–	12,40	18,60	68,89	37,04	48,15
4685	28,04	–	15,47	24,17	–	–	55,17
4686	10,34	–	8,27	10,34	–	–	60,00
4687	17,79	–	13,63	17,04	–	–	38,30

Capítulo 80 - Paraná

80.2 - Indicadores de acidentes do trabalho, segundo a Classificação Nacional de Atividades Econômicas (CNAE), dos estabelecimentos localizados no estado do Paraná - 2016

(continuação)

CNAE	INDICADORES DE ACIDENTES DO TRABALHO						
	Incidência (por 1.000 vínculos)	Incidência de Doenças Ocupacionais (por 1.000 vínculos)	Incidência de Acidentes Típicos (por 1.000 vínculos)	Incidência de Incapacidade Temporária (por 1.000 vínculos)	Taxa de Mortalidade (por 100.000 vínculos)	Taxa de Letalidade (por 1.000 acidentes)	Acidentalidade para a faixa 16 a 34 anos (por 100 acidentes)
4689	12,96	–	8,52	11,85	–	–	60,00
4691	17,34	0,19	11,50	17,34	–	–	59,78
4692	13,49	–	9,81	12,67	–	–	51,52
4693	13,91	–	11,21	13,91	–	–	66,67
4711	15,97	0,05	12,31	15,42	5,50	3,44	59,50
4712	4,60	0,05	3,48	4,55	–	–	59,60
4713	7,92	–	4,51	8,04	12,18	15,38	75,38
4721	7,11	0,14	4,81	6,76	–	–	64,71
4722	12,61	–	9,15	12,11	49,44	39,22	64,71
4723	7,93	0,51	5,12	7,42	–	–	58,06
4724	5,19	–	3,59	5,19	–	–	76,92
4729	7,15	0,24	4,66	6,91	8,03	11,24	65,17
4731	6,40	0,08	3,68	6,10	12,54	19,61	51,63
4732	6,22	–	4,66	6,22	–	–	75,00
4741	8,76	–	4,38	8,45	–	–	78,57
4742	9,69	0,19	5,96	8,94	37,26	38,46	63,46
4743	12,77	–	8,62	12,18	–	–	65,12
4744	9,02	0,07	6,71	8,63	–	–	55,22
4751	5,24	0,11	2,34	4,91	–	–	85,11
4752	4,82	–	2,85	4,82	21,90	45,45	81,82
4753	8,34	0,11	6,53	7,92	10,70	12,82	71,79
4754	5,69	0,05	3,21	5,38	5,17	9,09	61,82
4755	3,26	–	1,30	3,10	–	–	70,00
4756	–	–	–	–	–	–	–
4757	7,11	–	4,34	6,71	–	–	83,33
4759	8,17	0,16	4,74	8,17	32,69	40,00	54,00
4761	3,87	0,33	2,21	3,65	–	–	57,14
4762	5,62	–	–	5,62	–	–	100,00
4763	4,31	–	2,25	3,93	–	–	65,22
4771	5,69	0,03	3,13	4,96	6,66	11,70	65,50
4772	4,88	–	2,44	3,82	–	–	62,50
4773	3,76	–	0,63	3,76	–	–	100,00
4774	2,46	–	1,10	2,46	–	–	77,78
4781	3,22	0,04	1,80	3,11	–	–	63,45
4782	5,88	–	3,35	5,51	–	–	79,75
4783	2,64	–	0,88	2,34	–	–	55,56
4784	12,21	–	10,12	11,51	34,89	28,57	68,57
4785	12,74	–	12,74	12,74	–	–	40,00
4789	7,03	0,16	4,31	6,76	3,89	5,52	64,64
4911	17,20	–	12,75	6,82	–	–	68,97
4921	7,45	–	3,45	7,32	–	–	32,57
4922	8,27	–	5,02	7,77	37,61	45,45	43,94
4923	3,15	–	1,58	1,58	–	–	50,00
4924	4,65	–	2,90	4,65	–	–	25,00
4929	7,71	–	3,23	7,71	24,87	32,26	35,48
4930	13,16	0,08	9,58	12,48	23,96	18,20	51,30
5030	18,72	–	14,04	14,04	–	–	50,00
5091	22,71	–	15,14	22,71	–	–	33,33
5111	10,75	0,77	3,84	10,75	–	–	50,00
5112	2,46	–	2,46	2,46	–	–	100,00
5120	12,25	–	6,13	12,25	–	–	50,00
5211	21,52	0,28	15,82	20,13	–	–	58,06
5212	10,46	–	6,21	9,80	–	–	50,00
5221	21,90	–	17,69	18,11	84,23	38,46	51,92
5223	9,19	–	3,57	9,19	–	–	52,78
5229	9,86	–	8,63	9,86	61,64	62,50	43,75
5231	37,63	–	26,10	29,49	–	–	63,06
5232	2,61	–	–	2,61	–	–	100,00
5239	–	–	–	–	–	–	–
5240	21,02	–	15,22	19,57	–	–	55,17
5250	3,22	–	1,71	3,03	–	–	52,94
5310	156,55	3,08	143,68	106,29	13,40	0,86	27,23
5320	26,15	0,34	14,75	26,82	33,52	12,82	56,41
5510	12,92	–	9,24	11,37	5,34	4,13	42,56
5590	5,89	–	4,42	4,42	–	–	50,00
5611	10,89	0,08	7,82	10,57	2,65	2,43	61,97
5612	–	–	–	–	–	–	–
5620	27,86	0,07	21,29	24,97	–	–	45,05
5811	5,17	–	2,22	5,17	–	–	57,14
5812	–	–	–	–	–	–	–
5813	–	–	–	–	–	–	–
5819	25,22	–	9,46	15,76	–	–	62,50
5821	11,36	–	7,81	10,65	–	–	50,00
5822	6,80	–	3,40	6,80	56,65	83,33	91,67
5829	18,18	–	13,36	17,64	–	–	50,00
5911	–	–	–	–	–	–	–
5914	9,68	–	5,53	9,68	–	–	42,86
6010	1,30	–	0,65	1,30	–	–	75,00
6021	1,86	–	1,05	1,63	–	–	50,00
6110	23,43	–	10,30	13,67	–	–	62,88
6120	5,36	0,49	2,43	5,36	–	–	90,91
6141	14,39	–	14,39	14,39	–	–	50,00
6190	14,89	–	9,02	14,44	–	–	75,76

Capítulo 80 - Paraná

80.2 - Indicadores de acidentes do trabalho, segundo a Classificação Nacional de Atividades Econômicas (CNAE), dos estabelecimentos localizados no estado do Paraná - 2016

(continuação)

CNAE	INDICADORES DE ACIDENTES DO TRABALHO						
	Incidência (por 1.000 vínculos)	Incidência de Doenças Ocupacionais (por 1.000 vínculos)	Incidência de Acidentes Típicos (por 1.000 vínculos)	Incidência de Incapacidade Temporária (por 1.000 vínculos)	Taxa de Mortalidade (por 100.000 vínculos)	Taxa de Letalidade (por 1.000 acidentes)	Acidentalidade para a faixa 16 a 34 anos (por 100 acidentes)
6201	6,86	–	0,60	5,97	–	–	47,83
6202	2,49	–	0,42	2,08	–	–	66,67
6203	4,46	–	0,43	3,61	–	–	80,95
6204	2,65	–	0,99	2,32	–	–	75,00
6209	5,14	–	1,52	5,14	19,03	37,04	70,37
6311	6,90	–	1,97	5,26	–	–	61,90
6319	–	–	–	–	–	–	–
6399	2,79	–	2,79	2,79	–	–	–
6421	10,61	0,54	7,66	5,51	–	–	29,11
6422	13,09	8,02	2,65	12,85	–	–	34,56
6423	5,09	0,32	2,23	4,13	–	–	25,00
6424	1,64	–	0,94	1,64	11,70	71,43	50,00
6431	–	–	–	–	–	–	–
6433	–	–	–	–	–	–	–
6434	–	–	–	–	–	–	–
6436	7,65	3,83	–	7,65	–	–	25,00
6461	4,12	–	4,12	4,12	–	–	–
6462	9,44	–	8,09	8,54	–	–	33,33
6463	9,17	–	9,17	9,17	–	–	100,00
6491	–	–	–	–	–	–	–
6492	3,58	–	–	3,58	–	–	–
6493	0,68	–	–	0,68	–	–	100,00
6499	–	–	–	–	–	–	–
6511	6,28	–	6,28	6,28	–	–	16,67
6512	–	–	–	–	–	–	–
6541	–	–	–	–	–	–	–
6542	–	–	–	–	–	–	–
6550	12,32	–	4,39	7,76	–	–	47,95
6612	3,36	–	3,36	3,36	–	–	100,00
6613	5,30	–	–	5,30	–	–	100,00
6619	2,64	–	–	2,64	–	–	66,67
6621	–	–	–	–	–	–	–
6622	1,84	–	0,37	1,84	–	–	60,00
6629	3,03	–	3,03	3,03	–	–	100,00
6810	15,25	–	12,94	14,33	92,43	60,61	42,42
6821	4,85	–	0,92	4,85	–	–	52,38
6822	9,70	–	6,72	9,70	–	–	30,77
6911	2,27	–	0,44	2,27	–	–	69,23
6912	2,44	–	1,22	2,44	–	–	25,00
6920	3,69	0,09	1,14	3,41	4,73	12,82	65,38
7020	5,43	–	1,98	4,94	–	–	63,64
7111	6,35	–	3,18	6,35	–	–	100,00
7112	13,57	–	10,48	13,27	–	–	48,53
7119	5,00	–	2,86	5,72	–	–	42,86
7120	13,67	1,24	8,08	11,18	–	–	68,18
7210	16,51	0,55	12,66	12,66	–	–	30,00
7220	7,29	–	3,64	7,29	–	–	50,00
7311	4,20	–	1,68	4,20	–	–	60,00
7312	16,00	–	14,22	16,00	–	–	44,44
7319	4,57	–	2,57	3,72	–	–	68,75
7320	15,39	–	–	15,39	–	–	100,00
7410	4,71	–	4,71	4,71	–	–	100,00
7420	1,91	–	0,96	1,91	–	–	50,00
7490	4,15	–	2,59	2,07	–	–	75,00
7500	4,39	–	2,92	4,39	–	–	66,67
7711	4,80	–	2,70	4,50	–	–	62,50
7719	7,18	–	3,59	7,18	–	–	–
7721	5,91	–	5,91	5,91	–	–	100,00
7722	–	–	–	–	–	–	–
7723	4,08	–	1,02	4,08	–	–	25,00
7729	10,26	–	8,21	10,26	–	–	40,00
7731	12,59	–	6,29	12,59	–	–	–
7732	17,87	–	14,52	16,01	–	–	60,42
7733	22,30	–	7,43	14,86	–	–	88,89
7739	13,75	–	9,66	13,37	–	–	54,05
7740	6,07	–	2,02	6,07	–	–	83,33
7810	6,88	–	3,06	6,88	–	–	55,56
7820	6,96	0,05	2,68	6,62	–	–	65,03
7830	4,48	–	2,13	4,41	7,11	15,87	41,27
7911	3,30	–	1,27	3,30	–	–	53,85
7912	7,43	–	–	7,43	–	–	100,00
7990	13,49	–	–	13,49	–	–	66,67
8011	9,47	0,09	2,75	9,25	13,10	13,82	53,46
8012	30,74	0,29	9,86	30,45	–	–	60,38
8020	17,46	–	9,70	16,97	24,25	13,89	73,61
8111	6,15	0,09	2,05	5,78	27,95	45,45	46,97
8112	8,05	0,07	5,18	7,78	3,46	4,29	26,18
8121	7,81	0,18	3,38	6,80	9,13	11,70	23,39
8122	7,24	–	4,13	7,24	–	–	42,86
8129	19,81	0,43	11,29	14,49	–	–	35,48
8130	7,30	–	4,70	7,30	–	–	64,29
8211	5,84	–	3,02	5,18	–	–	53,23
8219	6,32	–	2,41	6,17	–	–	57,14

Capítulo 80 - Paraná

80.2 - Indicadores de acidentes do trabalho, segundo a Classificação Nacional de Atividades Econômicas (CNAE), dos estabelecimentos localizados no estado do Paraná - 2016

(conclusão)

CNAE	INDICADORES DE ACIDENTES DO TRABALHO						
	Incidência (por 1.000 vínculos)	Incidência de Doenças Ocupacionais (por 1.000 vínculos)	Incidência de Acidentes Típicos (por 1.000 vínculos)	Incidência de Incapacidade Temporária (por 1.000 vínculos)	Taxa de Mortalidade (por 100.000 vínculos)	Taxa de Letalidade (por 1.000 acidentes)	Acidentalidade para a faixa 16 a 34 anos (por 100 acidentes)
8220	5,94	–	1,21	5,82	6,06	10,20	71,43
8230	4,45	–	3,56	4,45	–	–	70,00
8291	4,21	–	1,20	3,97	–	–	71,43
8292	13,95	–	7,97	13,95	–	–	42,86
8299	7,02	0,13	2,56	6,82	6,56	9,35	65,42
8411	6,27	0,06	4,39	4,70	3,50	5,59	25,84
8412	17,23	–	10,23	12,38	–	–	40,63
8423	2,36	–	2,36	1,88	–	–	–
8424	6,24	–	5,46	5,46	–	–	37,50
8430	14,35	–	10,76	7,17	–	–	25,00
8511	43,98	0,27	8,25	42,88	–	–	35,00
8512	3,64	–	2,50	3,49	–	–	43,14
8513	7,78	0,05	5,56	6,98	–	–	46,75
8520	4,13	–	2,54	3,84	2,65	6,41	26,28
8531	15,12	0,21	10,25	9,45	–	–	45,94
8532	7,33	–	4,72	6,39	–	–	49,50
8533	5,54	–	4,43	2,22	–	–	60,00
8541	3,86	–	2,31	3,09	–	–	40,00
8542	15,12	–	7,56	11,34	–	–	–
8550	6,73	–	1,35	6,05	–	–	20,00
8591	2,07	–	2,07	2,07	–	–	–
8592	3,67	–	3,67	3,67	–	–	–
8593	2,43	–	0,97	2,19	–	–	70,00
8599	5,32	0,05	2,75	5,07	–	–	34,55
8610	57,42	0,41	47,08	24,59	7,48	1,30	46,92
8621	17,38	–	10,62	11,58	–	–	33,33
8630	9,34	–	6,48	6,54	–	–	59,86
8640	22,39	–	16,33	11,19	7,67	3,42	64,73
8650	6,73	–	5,29	4,49	–	–	40,48
8660	35,04	–	32,35	20,22	–	–	34,62
8690	16,73	–	11,06	10,21	–	–	28,81
8711	10,21	–	6,54	9,80	–	–	28,00
8712	6,78	–	3,39	3,39	–	–	–
8720	1,66	–	1,66	1,66	–	–	100,00
8730	5,52	–	3,68	5,06	–	–	8,33
8800	25,44	0,14	19,08	17,95	–	–	45,56
9001	2,40	–	1,20	2,40	–	–	50,00
9101	48,61	–	38,89	48,61	–	–	86,67
9103	7,12	–	7,12	7,12	–	–	–
9311	–	–	–	–	–	–	–
9312	10,70	0,19	7,32	9,95	18,77	17,54	35,09
9313	2,48	–	1,03	2,48	–	–	33,33
9319	11,59	–	10,30	11,59	128,80	111,11	88,89
9321	15,76	–	7,16	14,32	–	–	81,82
9329	7,30	–	6,26	7,30	–	–	35,71
9411	13,13	0,44	7,88	12,69	–	–	76,67
9412	45,80	–	33,63	38,64	71,56	15,63	7,81
9420	13,33	–	9,04	12,88	–	–	49,15
9430	9,94	0,04	7,80	8,38	–	–	30,38
9491	5,39	0,11	3,93	5,16	11,23	20,83	37,50
9492	20,07	–	–	20,07	–	–	33,33
9493	–	–	–	–	–	–	–
9499	14,56	–	10,37	13,57	–	–	32,20
9511	7,22	–	3,89	7,22	–	–	84,62
9512	9,41	–	3,14	9,41	–	–	–
9521	11,76	–	10,38	9,69	–	–	70,59
9529	8,01	–	4,31	6,78	–	–	30,77
9601	10,35	0,28	7,83	9,79	–	–	45,95
9602	1,27	–	0,95	1,27	–	–	50,00
9603	5,85	–	3,41	4,39	–	–	33,33
9609	3,21	–	1,75	3,21	–	–	72,73
9700	29,76	–	18,60	26,04	–	–	25,00
Outros (1)	26,78	0,28	15,79	24,53	–	–	38,95

Fonte: DATAPREV, CAT, SUB, CNIS.

Notas: 1. Os dados são preliminares, estando sujeitos a correções.
2. As atividades econômicas que apresentam valores zerados para os indicadores são aquelas onde não ocorreram acidentes no período.

(1) Englobam as atividades que possuíam número médio de vínculos no ano menor que 100.

Capítulo 81 - Santa Catarina

81.1 - Indicadores de acidentes do trabalho, segundo a Classificação Nacional de Atividades Econômicas (CNAE), dos estabelecimentos localizados no estado de Santa Catarina - 2015

(continua)

CNAE	INDICADORES DE ACIDENTES DO TRABALHO						
	Incidência (por 1.000 vínculos)	Incidência de Doenças Ocupacionais (por 1.000 vínculos)	Incidência de Acidentes Típicos (por 1.000 vínculos)	Incidência de Incapacidade Temporária (por 1.000 vínculos)	Taxa de Mortalidade (por 100.000 vínculos)	Taxa de Letalidade (por 1.000 acidentes)	Acidentalidade para a faixa 16 a 34 anos (por 100 acidentes)
TOTAL	**18,15**	**0,27**	**9,57**	**15,48**	**6,98**	**3,85**	**49,21**
0111	14,50	0,41	2,49	14,09	–	–	37,14
0115	8,11	–	8,11	8,11	–	–	–
0116	0,54	–	0,54	0,54	–	–	–
0121	155,38	–	2,49	155,38	–	–	41,60
0122	–	–	–	–	–	–	–
0132	–	–	–	–	–	–	–
0133	21,66	–	17,23	18,21	–	–	46,21
0139	18,36	–	3,53	18,36	–	–	38,46
0141	15,51	–	15,51	15,51	–	–	66,67
0151	1,38	–	1,38	1,38	–	–	–
0154	12,26	0,55	10,36	10,63	–	–	53,33
0155	12,60	0,51	9,80	9,16	–	–	51,52
0159	–	–	–	–	–	–	–
0161	1,92	–	1,54	1,73	–	–	40,00
0162	19,86	–	17,94	19,86	64,06	32,26	41,94
0163	15,74	–	9,58	13,69	–	–	56,52
0210	19,92	–	15,16	19,49	43,31	21,74	45,65
0220	2,27	–	–	2,27	–	–	100,00
0230	21,93	–	18,80	21,93	–	–	35,71
0311	4,87	–	4,54	4,22	–	–	33,33
0322	–	–	–	–	–	–	–
0500	62,31	0,91	51,72	64,43	–	–	50,97
0600	11,46	–	11,46	5,73	–	–	100,00
0810	24,08	0,63	17,11	22,81	–	–	42,11
0891	40,49	–	32,39	40,49	–	–	50,00
0892	17,61	–	5,87	17,61	–	–	33,33
0899	38,03	–	32,60	35,32	–	–	50,00
0990	18,18	–	12,12	12,12	–	–	–
1011	43,11	1,39	31,98	41,71	46,35	10,75	61,29
1012	27,65	3,09	18,05	16,90	3,72	1,35	55,32
1013	19,64	1,21	14,06	17,21	48,49	24,69	51,85
1020	35,32	1,23	29,33	34,86	15,36	4,35	53,91
1031	14,68	–	–	14,68	–	–	–
1032	6,31	–	4,73	6,31	–	–	87,50
1033	11,26	–	11,26	6,76	–	–	–
1041	7,73	–	6,96	5,41	–	–	20,00
1051	11,89	–	7,93	12,89	99,12	83,33	75,00
1052	20,31	–	15,39	18,38	–	–	58,95
1053	9,85	–	4,22	9,85	–	–	42,86
1061	23,49	0,85	20,07	23,06	–	–	50,91
1062	5,48	–	5,48	4,11	–	–	50,00
1063	9,67	–	4,83	9,67	–	–	100,00
1064	–	–	–	–	–	–	–
1065	7,46	–	–	7,46	–	–	–
1066	24,30	–	17,70	21,39	–	–	58,70
1069	15,44	–	11,88	16,63	118,75	76,92	23,08
1091	6,25	–	4,65	6,04	–	–	62,22
1092	7,71	–	6,17	7,45	–	–	73,33
1093	10,06	–	8,38	10,06	–	–	83,33
1094	19,51	0,30	10,81	16,51	–	–	69,23
1095	6,15	–	2,05	6,15	–	–	33,33
1096	31,73	0,71	26,80	25,38	–	–	66,67
1099	20,99	–	14,16	19,49	16,66	7,94	56,35
1111	–	–	–	–	–	–	–
1112	15,64	–	11,17	15,64	–	–	28,57
1113	32,79	0,96	23,15	20,25	–	–	76,47
1121	12,77	–	6,38	9,58	–	–	62,50
1122	35,42	–	25,30	35,42	–	–	61,90
1210	22,14	–	15,33	18,73	–	–	38,46
1220	12,31	–	9,23	9,23	–	–	62,50
1311	20,12	–	13,67	19,34	25,79	12,82	51,28
1313	15,84	–	14,62	16,45	–	–	69,23
1314	8,38	–	5,15	8,38	–	–	69,23
1321	17,93	–	13,98	11,85	–	–	47,46
1322	5,11	–	5,11	5,11	–	–	100,00
1323	25,04	–	16,99	23,25	–	–	64,29
1330	11,08	–	6,89	9,58	–	–	50,45
1340	21,90	0,20	14,94	18,79	–	–	60,19
1351	17,29	0,93	11,53	15,81	–	–	48,20
1352	26,79	–	21,43	21,43	–	–	80,00
1353	33,09	–	26,72	16,54	–	–	34,62
1354	20,89	–	4,97	18,90	–	–	38,10
1359	7,15	0,16	5,09	7,15	–	–	73,33
1411	2,27	–	0,87	1,92	–	–	76,92
1412	6,23	0,04	3,49	5,55	2,00	3,21	62,02
1413	4,50	–	3,22	4,50	–	–	57,14
1414	4,90	–	4,08	4,90	–	–	66,67
1421	–	–	–	–	–	–	–
1422	12,16	–	7,68	8,00	–	–	65,79
1510	8,19	–	1,82	8,19	–	–	44,44
1521	26,58	–	15,95	23,03	–	–	46,67
1529	8,45	–	–	8,45	–	–	50,00
1531	3,39	–	1,36	3,39	–	–	66,67
1533	10,08	–	5,04	10,08	–	–	61,11
1539	1,96	–	–	1,96	–	–	100,00
1540	6,42	–	6,42	6,42	–	–	83,33
1610	23,84	0,33	19,91	23,35	8,19	3,44	44,67

Capítulo 81 - Santa Catarina

81.1 - Indicadores de acidentes do trabalho, segundo a Classificação Nacional de Atividades Econômicas (CNAE), dos estabelecimentos localizados no estado de Santa Catarina - 2015

(continuação)

CNAE	INDICADORES DE ACIDENTES DO TRABALHO						
	Incidência (por 1.000 vínculos)	Incidência de Doenças Ocupacionais (por 1.000 vínculos)	Incidência de Acidentes Típicos (por 1.000 vínculos)	Incidência de Incapacidade Temporária (por 1.000 vínculos)	Taxa de Mortalidade (por 100.000 vínculos)	Taxa de Letalidade (por 1.000 acidentes)	Acidentalidade para a faixa 16 a 34 anos (por 100 acidentes)
1621	18,68	–	15,87	17,91	–	–	50,00
1622	26,81	0,10	22,43	26,09	20,39	7,60	55,13
1623	24,22	–	21,28	24,22	–	–	48,48
1629	12,43	–	10,54	12,27	–	–	46,84
1710	21,05	–	21,05	21,05	–	–	66,67
1721	35,15	0,24	28,66	26,70	12,25	3,48	53,66
1722	14,93	–	10,91	14,93	–	–	53,85
1731	21,65	–	15,04	15,78	36,69	16,95	49,15
1732	14,35	–	10,25	12,30	–	–	57,14
1733	17,33	–	14,85	14,40	–	–	55,84
1741	25,84	1,36	6,80	24,48	–	–	47,37
1742	7,19	–	5,39	6,29	–	–	62,50
1749	42,13	–	35,93	37,17	–	–	70,59
1811	17,46	–	12,47	17,46	–	–	50,00
1813	13,00	–	9,06	11,38	–	–	64,29
1821	6,54	–	3,27	6,54	–	–	50,00
1822	4,29	–	4,29	4,29	–	–	50,00
1910	58,25	4,48	49,29	67,21	–	–	30,77
2013	29,56	–	24,19	28,22	–	–	59,09
2014	–	–	–	–	–	–	–
2019	36,35	–	36,35	36,35	–	–	33,33
2031	15,19	–	10,13	10,13	–	–	66,67
2051	–	–	–	–	–	–	–
2061	20,48	–	15,75	18,90	–	–	61,54
2062	7,64	–	5,73	5,73	–	–	100,00
2063	11,97	1,09	5,44	11,97	–	–	54,55
2071	28,75	–	21,56	27,72	–	–	66,07
2072	13,39	–	13,39	6,69	–	–	100,00
2073	–	–	–	–	–	–	–
2091	27,99	1,75	12,25	26,24	–	–	87,50
2092	18,00	–	13,09	19,63	163,60	90,91	54,55
2093	4,88	–	2,44	4,88	–	–	100,00
2099	27,41	–	20,99	25,07	–	–	61,70
2121	63,75	–	23,38	59,50	–	–	70,00
2122	8,52	–	8,52	8,52	–	–	100,00
2123	54,94	–	7,85	54,94	–	–	57,14
2212	16,19	–	14,39	13,49	–	–	66,67
2219	23,03	–	10,07	22,55	47,97	20,83	41,67
2221	32,46	–	23,18	32,46	115,92	35,71	57,14
2222	29,40	0,20	22,78	27,59	–	–	65,68
2223	24,20	0,36	17,29	16,02	–	–	51,13
2229	17,02	0,16	11,70	16,32	21,47	12,62	61,20
2311	29,75	–	26,32	26,32	–	–	80,77
2319	26,67	–	22,78	27,23	–	–	77,08
2320	30,44	–	22,83	24,73	–	–	81,25
2330	19,93	0,18	14,88	18,27	27,55	13,82	47,93
2341	16,05	–	12,48	16,05	–	–	55,56
2342	41,24	0,07	34,75	23,63	6,62	1,61	59,39
2349	8,74	–	5,94	8,74	–	–	76,00
2391	14,66	–	10,23	14,32	–	–	53,49
2399	13,15	1,32	9,21	11,84	–	–	10,00
2422	9,66	–	6,44	6,44	–	–	100,00
2423	38,83	–	38,83	33,98	–	–	62,50
2424	21,76	–	17,41	21,76	–	–	40,00
2431	42,78	–	37,36	37,96	–	–	73,24
2441	8,04	–	4,82	8,04	–	–	40,00
2449	36,90	–	26,84	36,90	–	–	63,64
2451	120,44	1,44	112,04	33,21	30,26	2,51	60,87
2452	29,26	–	15,96	27,93	–	–	40,91
2511	26,40	–	19,69	24,61	–	–	50,85
2512	15,94	–	12,75	15,94	33,56	21,05	58,95
2513	49,82	–	21,35	49,82	–	–	71,43
2521	24,41	–	22,88	22,88	305,11	125,00	56,25
2522	38,13	–	16,95	36,71	–	–	48,15
2532	30,91	–	23,89	27,40	35,13	11,36	65,91
2539	16,27	–	11,40	15,70	–	–	62,07
2542	14,20	0,79	10,26	13,41	–	–	38,89
2543	21,83	0,37	16,28	18,50	–	–	67,80
2591	31,39	–	24,66	29,15	–	–	64,29
2592	15,13	–	10,73	13,75	55,02	36,36	63,64
2593	33,21	–	28,35	32,40	–	–	60,98
2599	21,12	0,15	16,66	20,38	–	–	68,31
2610	4,65	–	1,86	4,65	–	–	80,00
2621	–	–	–	–	–	–	–
2622	21,36	–	6,10	21,36	–	–	71,43
2632	19,84	2,20	11,02	14,33	–	–	63,89
2640	43,08	–	36,92	36,92	–	–	66,67
2651	13,75	0,25	7,13	13,24	–	–	72,22
2652	3,76	–	3,76	3,76	–	–	100,00
2660	9,12	–	9,12	9,12	–	–	100,00
2710	20,38	0,45	11,96	19,48	–	–	64,00
2722	33,21	–	13,98	34,08	–	–	36,84
2731	10,03	–	6,11	5,24	–	–	65,22
2732	20,61	–	15,45	20,61	–	–	43,75
2733	27,04	–	19,44	26,20	–	–	50,00
2740	8,83	–	6,62	9,57	–	–	91,67
2751	15,95	0,48	10,51	11,84	–	–	62,12
2759	23,22	0,45	12,05	15,63	–	–	55,77

Capítulo 81 - Santa Catarina

81.1 - Indicadores de acidentes do trabalho, segundo a Classificação Nacional de Atividades Econômicas (CNAE), dos estabelecimentos localizados no estado de Santa Catarina - 2015

(continuação)

CNAE	INDICADORES DE ACIDENTES DO TRABALHO						
	Incidência (por 1.000 vínculos)	Incidência de Doenças Ocupacionais (por 1.000 vínculos)	Incidência de Acidentes Típicos (por 1.000 vínculos)	Incidência de Incapacidade Temporária (por 1.000 vínculos)	Taxa de Mortalidade (por 100.000 vínculos)	Taxa de Letalidade (por 1.000 acidentes)	Acidentalidade para a faixa 16 a 34 anos (por 100 acidentes)
2790	16,55	–	11,16	14,62	–	–	67,44
2811	14,55	–	10,39	12,47	–	–	28,57
2812	19,32	0,77	11,59	13,14	–	–	80,00
2813	9,47	–	6,63	9,00	–	–	45,00
2814	18,11	0,15	11,10	11,24	–	–	42,74
2815	29,10	–	26,68	29,10	–	–	58,33
2821	25,00	–	5,00	25,00	–	–	60,00
2822	17,01	–	10,63	15,60	–	–	70,83
2823	11,27	–	10,87	7,65	–	–	82,14
2825	14,18	–	11,82	11,82	–	–	83,33
2829	19,31	0,20	15,08	17,10	–	–	64,58
2831	35,69	–	14,28	35,69	–	–	40,00
2833	31,02	–	22,34	31,02	16,07	5,18	54,40
2840	20,99	–	16,79	20,99	–	–	68,00
2851	23,65	0,76	15,26	17,55	–	–	41,94
2852	–	–	–	–	–	–	–
2853	14,50	–	14,50	14,50	–	–	80,00
2854	28,77	–	20,55	20,55	–	–	71,43
2861	20,54	–	17,30	17,30	–	–	73,68
2862	16,62	–	10,96	14,85	–	–	44,68
2863	21,30	–	15,03	21,30	–	–	88,24
2864	3,36	–	–	3,36	–	–	–
2865	24,48	–	17,28	23,04	–	–	70,59
2866	4,51	–	4,51	4,51	–	–	100,00
2869	17,99	–	14,05	17,73	–	–	58,39
2910	31,10	–	21,10	15,55	–	–	53,57
2930	35,30	0,30	24,74	34,69	–	–	62,39
2941	34,14	–	29,66	32,74	–	–	48,36
2943	11,83	–	8,45	11,83	–	–	28,57
2944	9,60	–	2,40	9,60	–	–	50,00
2945	7,38	–	2,11	7,11	–	–	75,00
2949	22,07	–	18,39	19,73	–	–	46,97
2950	2,94	–	1,47	2,94	–	–	50,00
3011	27,07	–	19,15	24,86	18,41	6,80	62,59
3012	31,30	2,09	21,91	29,21	–	–	53,33
3091	–	–	–	–	–	–	–
3092	3,87	–	2,58	3,87	–	–	100,00
3099	18,10	–	18,10	18,10	–	–	42,86
3101	13,95	0,11	10,50	13,69	3,75	2,69	56,18
3102	30,07	1,00	23,05	30,07	–	–	66,67
3103	5,25	–	5,25	5,25	–	–	50,00
3104	17,52	–	13,14	17,52	–	–	54,17
3211	–	–	–	–	–	–	–
3212	5,55	–	5,55	5,55	–	–	–
3230	33,48	–	3,52	33,48	–	–	57,89
3240	7,88	–	7,88	6,30	–	–	40,00
3250	7,12	–	3,99	6,84	28,48	40,00	40,00
3291	14,08	–	5,63	15,02	–	–	40,00
3292	11,04	–	9,46	11,04	–	–	71,43
3299	6,89	–	3,27	7,26	72,57	105,26	52,63
3311	9,83	–	9,83	9,83	–	–	–
3312	13,31	–	13,31	3,80	–	–	71,43
3313	17,01	–	9,45	17,01	–	–	55,56
3314	16,48	0,27	12,23	13,03	–	–	66,13
3317	49,97	–	34,70	45,81	–	–	52,78
3319	23,07	–	19,22	21,14	–	–	83,33
3321	11,31	–	6,28	10,68	–	–	77,78
3329	10,57	–	6,34	8,46	–	–	80,00
3511	49,49	–	21,29	36,25	–	–	43,02
3512	10,92	–	6,82	10,92	–	–	12,50
3514	22,42	–	17,34	17,34	–	–	21,65
3520	–	–	–	–	–	–	–
3600	36,83	0,23	25,33	34,25	–	–	33,12
3701	54,15	–	32,49	54,15	–	–	70,00
3702	13,99	–	13,99	13,99	–	–	20,00
3811	120,65	3,06	106,53	117,76	17,02	1,41	56,14
3812	20,56	–	16,45	20,56	–	–	40,00
3821	57,55	–	41,11	49,33	411,10	71,43	50,00
3831	8,06	–	5,38	8,06	–	–	–
3832	19,36	0,67	14,02	19,36	–	–	34,48
3839	23,52	–	19,90	17,18	–	–	53,85
4110	18,44	0,44	14,89	18,44	44,32	24,04	39,42
4120	14,01	0,11	9,73	13,59	11,12	7,94	44,31
4211	30,86	0,35	24,83	27,85	–	–	45,98
4212	58,86	5,35	48,16	42,81	267,56	45,45	45,45
4213	4,86	–	3,04	4,86	60,78	125,00	25,00
4221	39,16	0,20	22,52	38,77	–	–	49,50
4222	15,19	–	11,39	15,19	–	–	64,29
4292	20,88	–	11,80	20,88	–	–	52,17
4299	14,94	–	7,86	15,72	–	–	42,11
4311	4,81	–	4,81	–	–	–	100,00
4312	19,47	–	19,47	19,47	–	–	80,00
4313	10,97	0,22	7,02	11,19	153,56	140,00	36,00
4321	8,79	0,14	6,04	8,38	27,47	31,25	62,50
4322	8,56	–	4,48	8,56	–	–	66,67
4329	18,47	0,84	10,92	15,95	–	–	59,09
4330	7,58	0,14	4,41	7,44	41,32	54,55	49,09
4391	25,94	–	22,83	24,90	–	–	48,00

Capítulo 81 - Santa Catarina

81.1 - Indicadores de acidentes do trabalho, segundo a Classificação Nacional de Atividades Econômicas (CNAE), dos estabelecimentos localizados no estado de Santa Catarina - 2015

(continuação)

CNAE	INDICADORES DE ACIDENTES DO TRABALHO						
	Incidência (por 1.000 vínculos)	Incidência de Doenças Ocupacionais (por 1.000 vínculos)	Incidência de Acidentes Típicos (por 1.000 vínculos)	Incidência de Incapacidade Temporária (por 1.000 vínculos)	Taxa de Mortalidade (por 100.000 vínculos)	Taxa de Letalidade (por 1.000 acidentes)	Acidentalidade para a faixa 16 a 34 anos (por 100 acidentes)
4399	15,25	0,38	11,53	14,48	12,82	8,40	48,74
4511	7,24	0,06	4,45	7,00	5,94	8,20	58,20
4512	298,76	–	12,45	298,76	–	–	40,28
4520	7,48	–	4,82	7,19	7,19	9,62	56,73
4530	8,73	0,09	5,31	8,55	4,50	5,15	65,46
4541	10,61	–	2,40	10,61	–	–	74,19
4543	5,00	–	2,50	5,00	–	–	50,00
4611	14,42	–	9,61	14,42	–	–	50,00
4613	–	–	–	–	–	–	–
4614	6,22	–	–	6,22	–	–	100,00
4615	–	–	–	–	–	–	–
4616	19,24	–	7,69	19,24	–	–	100,00
4617	–	–	–	–	–	–	–
4618	9,78	–	4,89	7,33	–	–	50,00
4619	3,35	–	1,67	1,67	–	–	50,00
4622	39,90	–	17,10	34,20	–	–	57,14
4623	13,44	–	8,40	13,16	84,03	62,50	54,17
4631	13,20	–	7,54	11,31	–	–	57,14
4632	9,57	–	8,21	8,89	–	–	64,29
4633	10,16	0,34	7,45	9,82	–	–	40,00
4634	10,07	–	5,20	10,07	32,48	32,26	67,74
4635	34,53	0,68	21,89	31,37	–	–	71,90
4636	–	–	–	–	–	–	–
4637	8,65	0,32	2,56	7,69	–	–	77,78
4639	4,91	–	2,54	4,75	–	–	77,42
4641	4,31	–	3,70	4,31	–	–	71,43
4642	5,07	–	1,77	5,07	–	–	60,00
4643	8,58	–	4,29	8,58	–	–	50,00
4644	12,69	–	5,37	12,20	–	–	38,46
4645	6,69	–	6,03	6,03	–	–	50,00
4646	6,91	–	3,45	5,18	86,33	125,00	75,00
4647	5,56	–	5,56	5,56	–	–	75,00
4649	7,99	–	3,31	7,80	–	–	60,98
4651	3,73	–	–	3,73	–	–	100,00
4652	2,86	–	–	2,86	–	–	–
4661	10,80	–	6,17	9,26	–	–	71,43
4662	11,39	–	8,54	11,39	–	–	25,00
4663	7,45	–	5,10	7,45	–	–	63,16
4664	18,83	–	13,18	15,06	–	–	50,00
4665	4,98	–	4,98	4,98	–	–	50,00
4669	9,91	–	7,08	8,49	–	–	85,71
4671	18,15	–	12,81	16,54	–	–	44,12
4672	15,47	–	12,37	12,99	–	–	72,00
4673	7,47	–	0,93	7,47	–	–	62,50
4674	21,58	–	7,19	14,39	–	–	100,00
4679	13,76	–	11,16	13,39	–	–	59,46
4681	0,70	–	0,70	0,70	–	–	–
4682	27,47	–	13,73	13,73	–	–	90,00
4683	11,74	–	7,43	10,56	–	–	70,00
4684	19,94	–	14,12	19,94	–	–	37,50
4685	39,05	–	28,54	39,05	–	–	61,54
4686	13,61	–	10,21	12,76	–	–	75,00
4687	17,15	–	16,17	16,17	49,01	28,57	40,00
4689	8,80	–	6,69	4,93	–	–	52,00
4691	13,37	–	6,40	11,63	58,14	43,48	78,26
4692	9,04	–	7,23	9,04	–	–	40,00
4693	22,96	–	15,45	22,52	44,15	19,23	67,31
4711	16,79	0,09	11,00	15,87	1,47	0,87	62,79
4712	3,06	0,08	1,88	3,06	–	–	56,41
4713	5,17	–	2,36	5,17	–	–	60,00
4721	4,80	–	2,74	4,80	–	–	64,29
4722	4,44	–	2,96	4,44	–	–	33,33
4723	4,32	–	1,62	4,32	–	–	62,50
4724	7,11	–	2,73	6,56	–	–	61,54
4729	6,24	–	3,57	6,42	–	–	60,00
4731	5,99	0,10	2,90	5,84	4,83	8,06	54,03
4732	–	–	–	–	–	–	–
4741	8,86	–	3,26	8,86	–	–	57,89
4742	6,32	–	4,67	6,05	–	–	73,91
4743	11,16	–	7,07	10,78	–	–	80,00
4744	9,12	–	6,13	8,82	6,63	7,27	57,09
4751	2,28	–	0,98	2,28	–	–	78,57
4752	5,43	–	3,05	5,43	–	–	62,50
4753	7,49	–	3,89	7,20	–	–	61,54
4754	4,38	0,07	2,49	4,24	–	–	67,69
4755	1,96	–	0,98	2,20	–	–	62,50
4756	–	–	–	–	–	–	–
4757	10,30	–	6,67	10,30	–	–	94,12
4759	4,51	–	3,31	4,21	–	–	73,33
4761	4,80	–	1,60	4,80	–	–	72,22
4762	–	–	–	–	–	–	–
4763	3,79	–	1,89	3,79	–	–	81,25
4771	2,99	–	1,63	2,52	–	–	72,73
4772	1,07	–	0,36	0,72	–	–	100,00
4773	7,33	–	7,33	2,93	–	–	60,00
4774	2,07	–	0,52	2,07	–	–	75,00
4781	2,62	0,03	1,07	2,68	–	–	70,93
4782	3,16	–	1,96	3,37	10,88	34,48	82,76

Capítulo 81 - Santa Catarina

81.1 - Indicadores de acidentes do trabalho, segundo a Classificação Nacional de Atividades Econômicas (CNAE), dos estabelecimentos localizados no estado de Santa Catarina - 2015

(continuação)

CNAE	INDICADORES DE ACIDENTES DO TRABALHO						
	Incidência (por 1.000 vínculos)	Incidência de Doenças Ocupacionais (por 1.000 vínculos)	Incidência de Acidentes Típicos (por 1.000 vínculos)	Incidência de Incapacidade Temporária (por 1.000 vínculos)	Taxa de Mortalidade (por 100.000 vínculos)	Taxa de Letalidade (por 1.000 acidentes)	Acidentalidade para a faixa 16 a 34 anos (por 100 acidentes)
4783	2,49	–	1,24	2,90	–	–	16,67
4784	18,76	–	13,40	18,76	–	–	53,57
4785	3,20	–	3,20	3,20	–	–	100,00
4789	5,74	0,16	3,18	5,32	–	–	70,00
4911	48,60	–	42,26	23,24	–	–	65,22
4921	6,23	0,15	3,15	5,86	15,02	24,10	30,12
4922	4,36	–	3,69	4,02	67,00	153,85	46,15
4923	5,25	–	–	–	–	–	–
4924	4,18	–	1,39	4,18	–	–	66,67
4929	2,01	–	2,01	2,01	66,89	333,33	33,33
4930	9,91	0,05	6,27	9,27	33,98	34,29	49,38
4940	46,76	–	46,76	23,38	–	–	12,50
4950	–	–	–	–	–	–	–
5021	11,58	–	4,63	9,26	–	–	40,00
5022	8,74	–	4,37	8,74	–	–	–
5030	66,46	–	22,15	66,46	–	–	50,00
5099	–	–	–	–	–	–	–
5111	43,72	–	9,99	42,47	–	–	60,00
5211	38,70	0,24	26,44	34,61	48,08	12,42	60,25
5212	13,36	–	4,53	13,15	–	–	51,61
5221	46,93	–	28,76	45,41	151,38	32,26	41,94
5222	–	–	–	–	–	–	–
5223	9,40	–	3,13	7,61	–	–	80,95
5229	17,07	–	10,78	17,07	–	–	47,37
5231	33,62	–	22,02	30,65	29,75	8,85	57,52
5232	9,82	–	–	9,82	–	–	50,00
5239	5,37	–	–	5,37	–	–	100,00
5240	25,51	2,22	18,85	24,40	–	–	21,74
5250	10,38	–	5,56	7,04	–	–	78,57
5310	104,52	20,34	72,27	70,11	–	–	34,78
5320	27,69	–	14,77	26,46	–	–	62,22
5510	7,36	0,12	4,73	6,88	5,99	8,13	47,97
5590	6,97	1,39	2,79	6,97	–	–	–
5611	5,74	0,09	3,49	5,56	1,80	3,13	55,80
5612	10,37	3,46	6,91	10,37	–	–	–
5620	14,74	0,24	7,92	14,26	–	–	32,80
5811	6,64	–	6,64	6,64	–	–	100,00
5812	11,98	–	9,58	11,98	–	–	80,00
5813	–	–	–	–	–	–	–
5819	–	–	–	–	–	–	–
5822	5,45	0,68	4,09	4,77	–	–	62,50
5823	–	–	–	–	–	–	–
5829	3,43	–	2,29	3,43	–	–	100,00
5911	–	–	–	–	–	–	–
5914	–	–	–	–	–	–	–
6010	2,41	–	0,34	2,41	–	–	42,86
6021	11,66	–	3,89	11,66	–	–	55,56
6110	19,39	0,44	16,31	19,83	–	–	56,82
6120	24,48	–	11,85	24,48	–	–	67,74
6141	23,44	–	9,38	18,75	–	–	80,00
6190	19,26	–	9,32	14,91	62,12	32,26	64,52
6201	9,47	0,09	1,14	9,47	–	–	42,00
6202	2,90	0,19	0,58	2,70	–	–	60,00
6203	4,26	0,35	1,24	3,19	–	–	58,33
6204	6,56	0,73	0,73	6,56	–	–	77,78
6209	1,35	–	0,45	1,35	–	–	66,67
6311	8,72	0,73	3,63	7,99	–	–	66,67
6319	–	–	–	–	–	–	–
6399	–	–	–	–	–	–	–
6421	8,62	1,36	4,54	4,08	–	–	36,84
6422	9,75	3,25	3,37	9,51	12,03	12,35	27,16
6423	3,70	0,49	1,23	3,45	–	–	33,33
6424	1,90	0,14	0,82	2,04	13,59	71,43	71,43
6434	–	–	–	–	–	–	–
6436	–	–	–	–	–	–	–
6462	4,19	–	2,10	4,19	–	–	50,00
6463	9,24	–	9,24	9,24	–	–	–
6491	–	–	–	–	–	–	–
6492	–	–	–	–	–	–	–
6493	5,08	–	2,54	5,08	–	–	–
6499	3,26	–	1,63	3,26	–	–	–
6511	13,51	–	–	13,51	–	–	50,00
6512	8,28	2,07	4,14	8,28	–	–	50,00
6541	13,79	–	9,20	13,79	–	–	33,33
6550	15,49	0,30	5,77	9,42	–	–	66,67
6612	4,71	–	–	4,71	–	–	100,00
6613	25,29	–	–	25,29	–	–	33,33
6619	2,84	–	–	2,84	–	–	–
6621	31,98	–	7,99	31,98	–	–	50,00
6622	1,01	–	–	1,01	–	–	50,00
6629	–	–	–	–	–	–	–
6810	10,79	–	9,00	9,00	–	–	41,67
6821	3,84	–	2,09	3,49	–	–	45,45
6822	12,87	–	5,63	12,06	80,41	62,50	43,75
6911	1,79	–	1,04	1,79	–	–	75,00
6912	46,18	–	–	38,49	–	–	66,67
6920	2,99	0,05	0,89	2,72	–	–	80,70
7020	8,48	–	6,17	6,17	38,55	45,45	18,18
7111	2,72	–	2,72	2,72	–	–	–
7112	10,41	0,25	5,45	9,79	12,39	11,90	51,19
7119	5,74	–	0,96	5,74	95,73	166,67	83,33
7120	8,01	–	4,81	8,01	–	–	60,00
7210	9,96	–	6,50	7,36	–	–	17,39
7220	35,62	–	–	35,62	–	–	77,78
7311	3,46	–	–	3,46	–	–	100,00
7312	14,09	–	11,27	11,27	–	–	60,00
7319	9,39	–	5,01	9,39	–	–	53,33
7410	–	–	–	–	–	–	–
7420	8,86	–	4,83	8,86	–	–	72,73
7490	8,35	0,35	3,13	7,66	–	–	37,50

Capítulo 81 - Santa Catarina

81.1 - Indicadores de acidentes do trabalho, segundo a Classificação Nacional de Atividades Econômicas (CNAE), dos estabelecimentos localizados no estado de Santa Catarina - 2015

(conclusão)

CNAE	INDICADORES DE ACIDENTES DO TRABALHO						
	Incidência (por 1.000 vínculos)	Incidência de Doenças Ocupacionais (por 1.000 vínculos)	Incidência de Acidentes Típicos (por 1.000 vínculos)	Incidência de Incapacidade Temporária (por 1.000 vínculos)	Taxa de Mortalidade (por 100.000 vínculos)	Taxa de Letalidade (por 1.000 acidentes)	Acidentalidade para a faixa 16 a 34 anos (por 100 acidentes)
7500	3,70	–	–	3,70	–	–	50,00
7711	11,08	–	2,77	10,16	–	–	66,67
7719	–	–	–	–	–	–	–
7721	9,39	–	9,39	9,39	–	–	–
7722	–	–	–	–	–	–	–
7723	5,93	–	5,27	5,93	–	–	66,67
7729	10,78	–	3,59	10,78	–	–	66,67
7731	8,88	–	8,88	8,88	–	–	–
7732	11,83	–	8,45	10,99	–	–	50,00
7733	20,63	–	4,13	20,63	–	–	40,00
7739	11,69	–	9,62	11,00	–	–	58,82
7740	–	–	–	–	–	–	–
7810	12,33	–	–	12,33	–	–	66,67
7820	13,51	0,12	5,95	13,02	–	–	46,79
7830	1,59	–	0,38	1,59	–	–	44,00
7911	2,19	–	1,09	2,19	–	–	66,67
7990	–	–	–	–	–	–	–
8011	12,11	0,08	3,74	11,36	–	–	41,92
8012	38,35	–	13,84	39,14	39,53	10,31	55,67
8020	21,70	–	7,40	19,24	–	–	77,27
8111	7,35	0,82	4,49	7,35	–	–	33,33
8112	7,20	0,06	4,44	7,07	–	–	42,86
8121	8,76	0,07	3,62	7,42	–	–	27,91
8122	31,32	–	6,26	31,32	–	–	33,33
8129	33,66	–	16,83	29,70	–	–	29,41
8130	29,64	–	7,73	29,64	128,87	43,48	34,78
8211	6,78	0,74	2,47	5,92	–	–	58,18
8219	5,19	–	2,02	5,19	–	–	77,78
8220	7,31	–	1,78	6,52	–	–	62,16
8230	7,49	–	4,77	6,81	–	–	63,64
8291	9,07	0,26	0,26	8,81	–	–	51,43
8292	1,48	–	1,48	1,48	–	–	100,00
8299	5,72	–	2,45	5,72	22,29	38,96	53,25
8411	6,75	0,04	3,62	5,85	3,00	4,44	26,67
8412	6,55	–	0,14	6,55	–	–	31,58
8423	5,23	–	2,24	5,23	–	–	57,14
8424	8,92	2,23	2,23	8,92	–	–	25,00
8430	–	–	–	–	–	–	–
8511	105,04	0,28	1,39	103,93	–	–	38,79
8512	2,33	–	1,43	2,33	–	–	53,85
8513	3,96	0,16	2,56	3,65	7,77	19,61	29,41
8520	4,08	–	2,64	3,84	–	–	35,29
8531	5,32	0,09	2,84	4,77	–	–	51,72
8532	3,14	–	1,23	2,69	–	–	46,43
8533	11,85	3,59	4,67	6,46	–	–	33,33
8541	3,96	–	3,96	3,96	–	–	16,67
8542	23,35	–	5,19	23,35	–	–	55,56
8550	2,24	0,75	0,75	2,24	–	–	33,33
8591	–	–	–	–	–	–	–
8592	–	–	–	–	–	–	–
8593	2,76	–	1,38	2,41	–	–	50,00
8599	4,47	0,07	2,16	3,20	–	–	46,67
8610	63,20	0,23	50,54	23,31	3,21	0,51	55,39
8621	66,79	0,85	49,04	38,89	–	–	50,63
8630	6,61	–	2,88	5,01	–	–	53,23
8640	10,76	–	6,61	6,74	–	–	55,42
8650	3,04	0,30	1,82	1,21	–	–	80,00
8660	27,60	–	20,70	27,60	–	–	50,00
8690	18,93	–	10,56	11,00	–	–	55,81
8711	4,69	1,17	2,93	4,10	–	–	25,00
8720	12,57	6,29	3,14	12,57	–	–	50,00
8730	6,54	–	3,92	6,54	–	–	100,00
8800	11,25	–	6,75	10,40	–	–	42,50
9001	1,61	–	–	1,61	–	–	–
9312	11,30	0,45	7,69	11,30	–	–	76,00
9313	3,38	0,26	1,56	3,38	–	–	46,15
9319	9,72	–	6,48	9,72	–	–	33,33
9321	30,18	1,95	17,52	29,20	–	–	83,87
9329	4,85	–	3,03	4,85	–	–	37,50
9411	19,94	–	13,60	12,52	–	–	37,98
9412	32,68	–	18,38	25,87	–	–	12,50
9420	5,07	1,35	2,37	5,07	–	–	46,67
9430	6,05	–	3,95	5,75	5,99	9,90	46,53
9491	13,80	0,28	10,42	7,32	–	–	55,10
9492	42,24	–	–	37,54	–	–	66,67
9493	–	–	–	–	–	–	–
9499	32,63	–	25,76	17,52	34,35	10,53	60,00
9511	1,53	–	0,77	1,53	–	–	50,00
9512	11,75	–	8,81	11,75	–	–	75,00
9521	7,04	0,59	2,93	7,04	–	–	83,33
9529	5,55	–	1,85	5,55	–	–	33,33
9601	8,66	–	4,54	7,42	–	–	47,62
9602	2,66	0,38	0,76	2,28	–	–	71,43
9603	8,89	–	6,67	8,89	–	–	62,50
9609	2,54	–	0,56	2,54	–	–	77,78
9700	0,60	–	0,45	0,60	–	–	25,00
Outros(1)	73,15	–	14,20	70,99	–	–	39,66

Fonte: DATAPREV, CAT, SUB, CNIS.

Notas: 1. Os dados são preliminares, estando sujeitos a correções.
2. As atividades econômicas que apresentam valores zerados para os indicadores são aquelas onde não ocorreram acidentes no período.

(1) Englobam as atividades que possuíam número médio de vínculos no ano menor que 100.

Capítulo 81 - Santa Catarina

81.2 - Indicadores de acidentes do trabalho, segundo a Classificação Nacional de Atividades Econômicas (CNAE), dos estabelecimentos localizados no estado de Santa Catarina - 2016

(continua)

CNAE	INDICADORES DE ACIDENTES DO TRABALHO						
	Incidência (por 1.000 vínculos)	Incidência de Doenças Ocupacionais (por 1.000 vínculos)	Incidência de Acidentes Típicos (por 1.000 vínculos)	Incidência de Incapacidade Temporária (por 1.000 vínculos)	Taxa de Mortalidade (por 100.000 vínculos)	Taxa de Letalidade (por 1.000 acidentes)	Acidentalidade para a faixa 16 a 34 anos (por 100 acidentes)
TOTAL	**17,98**	**0,24**	**9,30**	**15,35**	**8,29**	**4,61**	**48,72**
0111	5,96	–	0,85	5,96	–	–	35,71
0115	30,29	–	30,29	26,51	–	–	50,00
0116	–	–	–	–	–	–	–
0121	163,80	–	8,56	163,80	–	–	32,84
0122	3,91	–	1,95	3,91	–	–	–
0132	–	–	–	–	–	–	–
0133	25,69	–	22,02	19,70	–	–	48,12
0139	10,65	–	4,26	10,65	–	–	33,33
0141	11,61	–	10,16	11,61	–	–	37,50
0151	6,67	–	6,00	6,67	–	–	30,00
0154	13,25	–	12,17	5,95	–	–	57,14
0155	12,76	1,03	9,79	7,34	12,89	10,10	51,52
0159	17,76	–	17,76	17,76	–	–	–
0161	3,93	–	3,11	3,73	–	–	47,37
0162	8,55	–	3,95	7,89	–	–	69,23
0163	20,49	–	9,80	16,93	–	–	47,83
0210	18,31	–	15,11	16,71	22,89	12,50	40,00
0220	–	–	–	–	–	–	–
0230	22,75	–	14,90	20,39	–	–	27,59
0311	4,74	–	4,41	3,73	–	–	35,71
0322	–	–	–	–	–	–	–
0500	47,84	0,37	42,65	48,21	–	–	54,26
0600	–	–	–	–	–	–	–
0810	18,57	0,33	12,38	17,92	65,17	35,09	42,11
0891	–	–	–	–	–	–	–
0892	5,42	–	5,42	5,42	–	–	–
0899	23,79	–	20,81	20,81	–	–	37,50
0990	16,13	–	5,38	16,13	–	–	100,00
1011	26,03	–	18,90	26,03	35,66	13,70	49,32
1012	27,42	2,35	19,12	15,84	1,90	0,69	58,60
1013	26,09	0,24	21,06	23,46	–	–	66,06
1020	24,63	0,16	19,37	23,81	–	–	50,00
1031	–	–	–	–	–	–	–
1032	14,66	–	11,40	14,66	–	–	55,56
1033	14,94	–	12,45	9,96	–	–	66,67
1041	8,02	–	7,22	6,42	–	–	40,00
1051	13,54	–	11,46	12,50	–	–	69,23
1052	20,78	–	15,89	17,93	–	–	66,67
1053	12,18	–	6,45	10,75	–	–	70,59
1061	18,98	–	15,53	18,98	–	–	40,91
1062	27,33	–	15,03	27,33	–	–	60,00
1063	21,24	–	14,16	21,24	–	–	33,33
1064	7,86	–	7,86	7,86	–	–	–
1065	–	–	–	–	–	–	–
1066	24,98	–	20,14	20,14	53,72	21,51	58,06
1069	21,27	–	15,95	21,27	–	–	56,25
1091	8,23	–	5,95	7,81	–	–	56,30
1092	6,75	–	5,19	7,01	–	–	57,69
1093	3,48	–	–	3,48	–	–	50,00
1094	13,22	–	6,15	12,30	–	–	72,09
1095	–	–	–	–	–	–	–
1096	27,36	–	22,45	21,74	–	–	64,10
1099	18,95	0,17	14,25	15,09	–	–	61,95
1111	7,52	–	7,52	7,52	–	–	100,00
1112	6,49	–	6,49	6,49	–	–	66,67
1113	26,89	–	15,93	21,91	–	–	62,96
1121	11,37	–	11,37	11,37	–	–	85,71
1122	43,17	–	36,12	43,17	–	–	63,27
1210	31,06	–	26,28	33,45	–	–	38,46
1220	9,72	–	4,86	6,48	–	–	50,00
1311	16,91	–	10,03	15,19	–	–	38,98
1313	25,49	–	23,63	26,12	–	–	80,49
1314	1,97	–	1,32	1,32	–	–	33,33
1321	14,40	–	10,72	10,38	–	–	65,12
1322	–	–	–	–	–	–	–
1323	16,19	–	10,48	14,29	–	–	41,18
1330	12,72	–	8,01	11,43	–	–	56,30
1340	20,99	0,07	13,90	17,70	–	–	63,07
1351	15,84	0,24	10,21	14,04	–	–	53,61
1352	24,84	–	24,84	21,73	–	–	50,00
1353	38,92	1,39	27,80	23,63	–	–	42,86
1354	17,13	–	7,50	13,92	–	–	31,25
1359	8,03	0,18	4,46	7,85	17,84	22,22	68,89
1411	2,41	0,19	1,11	2,22	–	–	46,15
1412	6,25	0,05	3,47	5,69	4,19	6,70	56,95

Capítulo 81 - Santa Catarina

81.2 - Indicadores de acidentes do trabalho, segundo a Classificação Nacional de Atividades Econômicas (CNAE), dos estabelecimentos localizados no estado de Santa Catarina - 2016

(continuação)

CNAE	INDICADORES DE ACIDENTES DO TRABALHO						
	Incidência (por 1.000 vínculos)	Incidência de Doenças Ocupacionais (por 1.000 vínculos)	Incidência de Acidentes Típicos (por 1.000 vínculos)	Incidência de Incapacidade Temporária (por 1.000 vínculos)	Taxa de Mortalidade (por 100.000 vínculos)	Taxa de Letalidade (por 1.000 acidentes)	Acidentalidade para a faixa 16 a 34 anos (por 100 acidentes)
1413	5,69	–	4,27	5,69	–	–	75,00
1414	11,95	–	7,97	10,96	–	–	41,67
1421	–	–	–	–	–	–	–
1422	10,25	–	7,49	6,70	–	–	61,54
1510	9,56	–	3,48	10,43	–	–	36,36
1521	14,91	–	12,78	14,91	–	–	71,43
1529	2,59	–	2,59	2,59	–	–	–
1531	5,48	–	1,99	5,23	–	–	59,09
1533	7,10	–	4,14	7,10	–	–	83,33
1539	4,76	–	4,76	2,38	–	–	100,00
1540	11,54	–	8,40	11,54	–	–	54,55
1610	25,66	0,17	21,70	25,49	8,25	3,22	39,23
1621	17,99	–	14,44	17,33	13,13	7,30	51,82
1622	26,13	0,11	21,35	25,02	–	–	50,64
1623	22,98	–	17,62	22,22	76,61	33,33	40,00
1629	15,20	–	12,42	15,20	16,35	10,75	40,86
1710	–	–	–	–	–	–	–
1721	31,26	0,25	25,74	22,31	12,26	3,92	56,47
1722	17,03	–	11,13	17,03	–	–	53,85
1731	22,14	–	14,89	14,51	38,17	17,24	53,45
1732	35,15	–	24,81	28,95	–	–	76,47
1733	17,61	–	13,90	15,98	–	–	59,21
1741	32,01	–	12,53	32,01	–	–	52,17
1742	9,10	–	6,37	8,19	–	–	40,00
1749	11,50	–	5,11	11,50	–	–	44,44
1811	13,60	1,36	5,44	14,96	135,99	100,00	50,00
1813	12,29	0,25	8,61	11,56	–	–	74,00
1821	9,23	1,15	5,77	6,92	–	–	87,50
1822	7,32	–	2,44	9,76	–	–	66,67
1910	114,24	–	70,30	114,24	–	–	50,00
2013	45,85	–	37,99	41,92	–	–	71,43
2014	15,40	7,70	7,70	15,40	–	–	100,00
2019	35,40	–	35,40	35,40	–	–	50,00
2029	18,36	–	18,36	18,36	–	–	50,00
2031	20,78	–	20,78	20,78	–	–	–
2051	–	–	–	–	–	–	–
2061	16,42	–	14,78	16,42	–	–	60,00
2062	9,16	–	3,66	9,16	183,21	200,00	60,00
2063	16,71	–	12,25	15,59	–	–	60,00
2071	19,20	–	14,94	18,67	53,34	27,78	72,22
2072	24,95	–	12,47	31,19	–	–	75,00
2073	18,95	–	12,63	12,63	–	–	33,33
2091	24,33	–	14,97	22,45	–	–	76,92
2092	18,61	–	10,85	15,51	–	–	66,67
2093	10,94	–	4,38	8,75	–	–	60,00
2099	34,45	0,59	27,92	33,86	59,40	17,24	62,07
2110	29,95	–	19,97	29,95	–	–	100,00
2121	34,70	–	11,57	32,39	–	–	73,33
2122	8,24	–	–	8,24	–	–	100,00
2123	23,15	–	–	23,15	–	–	66,67
2212	22,60	–	15,37	22,60	–	–	36,00
2219	19,25	0,55	9,35	18,70	55,00	28,57	45,71
2221	48,44	–	34,13	45,14	–	–	54,55
2222	26,37	0,14	19,75	25,12	–	–	62,96
2223	27,84	0,43	19,28	17,56	21,42	7,69	43,85
2229	16,44	0,24	11,43	15,44	5,89	3,58	51,97
2311	35,73	–	28,59	33,35	–	–	76,67
2319	20,56	–	13,08	18,69	–	–	66,67
2320	15,95	–	9,97	7,98	–	–	50,00
2330	19,63	0,20	14,80	19,23	30,21	15,38	53,33
2341	8,15	–	6,11	8,15	–	–	25,00
2342	36,05	0,36	29,49	21,19	14,56	4,04	54,55
2349	8,43	–	5,86	6,59	–	–	52,17
2391	18,19	0,36	13,20	17,48	–	–	50,98
2399	13,14	–	5,84	13,14	–	–	55,56
2422	3,31	–	1,65	1,65	–	–	–
2423	26,81	–	26,81	26,81	–	–	40,00
2424	22,30	2,23	17,84	22,30	–	–	60,00
2431	23,89	–	18,66	22,39	–	–	53,13
2441	14,79	–	9,24	14,79	–	–	75,00
2449	34,03	–	32,03	30,03	–	–	29,41
2451	107,46	1,46	95,65	34,47	–	–	61,37
2452	21,09	–	18,07	19,58	–	–	21,43
2511	29,45	–	23,51	27,13	–	–	57,02
2512	15,92	0,18	11,85	15,57	–	–	65,56
2513	37,04	–	37,04	37,04	–	–	50,00

Capítulo 81 - Santa Catarina

81.2 - Indicadores de acidentes do trabalho, segundo a Classificação Nacional de Atividades Econômicas (CNAE), dos estabelecimentos localizados no estado de Santa Catarina - 2016

(continuação)

CNAE	INDICADORES DE ACIDENTES DO TRABALHO						
	Incidência (por 1.000 vínculos)	Incidência de Doenças Ocupacionais (por 1.000 vínculos)	Incidência de Acidentes Típicos (por 1.000 vínculos)	Incidência de Incapacidade Temporária (por 1.000 vínculos)	Taxa de Mortalidade (por 100.000 vínculos)	Taxa de Letalidade (por 1.000 acidentes)	Acidentalidade para a faixa 16 a 34 anos (por 100 acidentes)
2521	9,03	–	5,42	9,03	–	–	60,00
2522	36,95	–	28,08	36,95	–	–	60,00
2532	27,06	–	18,31	23,08	–	–	69,12
2539	17,48	0,21	13,01	17,06	–	–	73,17
2542	9,81	0,82	7,36	9,81	–	–	58,33
2543	16,68	–	11,25	12,80	–	–	55,81
2591	33,86	–	22,57	31,60	–	–	73,33
2592	22,17	–	15,88	20,67	–	–	58,11
2593	32,22	–	26,29	32,22	–	–	63,16
2599	18,72	0,16	12,37	17,26	–	–	53,04
2610	7,08	–	1,18	5,90	–	–	83,33
2621	9,81	–	3,27	9,81	–	–	100,00
2622	7,56	–	3,78	7,56	–	–	50,00
2632	12,34	1,12	7,85	8,41	–	–	54,55
2640	29,79	–	25,21	29,79	–	–	76,92
2651	10,75	–	3,39	10,75	28,28	26,32	63,16
2652	23,99	–	–	23,99	–	–	100,00
2660	14,65	–	14,65	9,77	–	–	100,00
2710	17,19	0,10	8,24	17,29	10,05	5,85	61,99
2722	26,29	–	11,68	25,31	–	–	37,04
2731	22,68	–	14,38	17,15	–	–	58,54
2732	21,49	–	11,46	21,49	–	–	66,67
2733	30,83	–	28,11	28,11	–	–	73,53
2740	4,89	–	3,26	4,89	–	–	83,33
2751	18,82	1,11	10,38	13,43	–	–	59,56
2759	13,30	–	7,76	9,42	–	–	70,83
2790	13,32	–	10,42	13,32	–	–	60,87
2811	26,26	–	21,89	26,26	–	–	50,00
2812	29,34	1,68	13,41	25,98	83,82	28,57	48,57
2813	8,79	–	6,21	7,76	51,73	58,82	52,94
2814	19,41	0,64	12,57	13,36	–	–	39,34
2815	14,74	–	7,37	14,74	–	–	83,33
2821	11,21	–	–	11,21	–	–	–
2822	18,98	0,76	8,35	18,98	–	–	48,00
2823	17,82	–	13,37	14,26	44,56	25,00	50,00
2825	22,62	–	15,83	22,62	–	–	80,00
2829	21,34	–	15,72	19,23	–	–	52,75
2831	8,77	–	8,77	–	–	–	100,00
2833	26,13	–	17,24	26,31	–	–	44,90
2840	29,54	0,95	21,91	29,54	–	–	67,74
2851	18,95	–	12,92	4,31	–	–	63,64
2853	22,76	–	11,38	22,76	–	–	66,67
2854	22,41	–	13,45	22,41	–	–	100,00
2861	30,24	–	26,75	29,07	116,29	38,46	53,85
2862	15,75	–	7,68	15,36	38,41	24,39	51,22
2863	11,40	–	5,70	11,40	–	–	50,00
2864	–	–	–	–	–	–	–
2865	24,01	–	22,51	19,51	–	–	62,50
2866	4,54	–	–	4,54	–	–	100,00
2869	17,42	0,30	11,82	17,27	–	–	51,30
2910	27,54	–	18,63	15,39	–	–	88,24
2930	43,52	0,81	35,06	41,10	40,30	9,26	62,04
2941	39,43	–	30,38	35,55	–	–	45,90
2943	25,17	–	11,01	23,59	–	–	62,50
2944	–	–	–	–	–	–	–
2945	7,89	–	1,84	7,89	–	–	66,67
2949	18,82	1,03	14,03	17,45	–	–	69,09
2950	23,98	–	12,79	22,39	159,89	66,67	53,33
3011	30,72	–	22,43	28,52	–	–	61,11
3012	53,43	2,81	43,59	53,43	–	–	60,53
3091	–	–	–	–	–	–	–
3092	1,42	–	1,42	1,42	–	–	100,00
3099	23,67	–	23,67	23,67	–	–	44,44
3101	13,91	0,08	10,20	13,67	3,99	2,87	53,87
3102	20,73	1,15	16,12	19,58	–	–	72,22
3103	8,65	–	5,77	8,65	–	–	100,00
3104	18,66	–	15,11	18,66	–	–	52,38
3211	–	–	–	–	–	–	–
3212	–	–	–	–	–	–	–
3230	20,40	–	5,10	20,40	–	–	91,67
3240	6,13	–	6,13	9,19	306,40	500,00	75,00
3250	10,80	0,29	6,13	9,64	58,40	54,05	59,46
3291	5,13	–	4,10	5,13	–	–	40,00
3292	12,80	–	7,31	10,97	–	–	28,57
3299	10,20	–	4,71	9,42	–	–	65,38
3311	4,83	–	–	4,83	–	–	100,00

Capítulo 81 - Santa Catarina

81.2 - Indicadores de acidentes do trabalho, segundo a Classificação Nacional de Atividades Econômicas (CNAE), dos estabelecimentos localizados no estado de Santa Catarina - 2016

(continuação)

CNAE	INDICADORES DE ACIDENTES DO TRABALHO						
	Incidência (por 1.000 vínculos)	Incidência de Doenças Ocupacionais (por 1.000 vínculos)	Incidência de Acidentes Típicos (por 1.000 vínculos)	Incidência de Incapacidade Temporária (por 1.000 vínculos)	Taxa de Mortalidade (por 100.000 vínculos)	Taxa de Letalidade (por 1.000 acidentes)	Acidentalidade para a faixa 16 a 34 anos (por 100 acidentes)
3312	6,00	–	2,00	6,00	–	–	100,00
3313	8,48	–	6,36	8,48	–	–	75,00
3314	14,82	–	10,70	11,25	27,44	18,52	50,00
3317	22,81	–	19,30	19,30	–	–	46,15
3319	17,23	–	7,66	17,23	–	–	66,67
3321	11,15	–	6,56	11,15	–	–	52,94
3329	15,31	–	10,94	15,31	–	–	57,14
3511	42,53	–	14,79	35,14	–	–	43,48
3512	13,95	–	9,96	12,62	–	–	38,10
3514	26,73	0,46	18,73	23,53	22,84	8,55	17,09
3520	7,47	–	–	7,47	–	–	–
3600	28,19	–	20,17	24,98	–	–	34,96
3701	23,51	–	7,84	23,51	–	–	–
3702	5,85	–	5,85	5,85	–	–	–
3811	110,08	1,54	96,76	102,57	–	–	59,69
3812	48,55	–	36,41	44,50	–	–	33,33
3821	30,96	–	17,20	30,96	–	–	55,56
3831	26,47	–	23,83	26,47	–	–	40,00
3832	21,15	1,32	13,88	20,49	–	–	59,38
3839	15,35	–	10,55	9,59	–	–	50,00
4110	18,32	0,31	13,84	17,31	10,18	5,56	44,44
4120	15,12	0,11	10,36	14,54	6,71	4,44	42,46
4211	31,77	0,64	26,69	29,87	21,18	6,67	50,00
4212	73,92	–	61,60	73,92	–	–	16,67
4213	14,70	–	11,03	12,25	–	–	45,83
4221	21,46	0,40	13,71	21,26	19,87	9,26	44,44
4222	17,82	–	13,17	17,05	–	–	47,83
4292	22,16	–	10,55	21,11	–	–	71,43
4299	24,58	–	22,62	24,58	196,67	80,00	36,00
4311	21,54	–	7,18	21,54	–	–	–
4312	27,65	–	23,04	27,65	–	–	66,67
4313	11,13	–	7,34	11,13	–	–	40,43
4321	12,72	–	9,31	12,88	31,02	24,39	63,41
4322	14,81	–	8,53	14,36	–	–	60,61
4329	15,06	–	9,79	12,80	–	–	55,00
4330	9,03	–	5,78	9,03	29,62	32,79	47,54
4391	31,73	1,27	25,38	32,99	–	–	40,00
4399	15,30	0,15	9,86	15,00	44,13	28,85	47,12
4511	6,43	0,07	3,51	5,97	–	–	53,61
4512	266,94	–	4,11	266,94	410,68	15,38	43,08
4520	7,79	0,14	5,05	7,57	14,43	18,52	52,78
4530	8,85	–	5,58	8,62	9,22	10,42	67,71
4541	8,41	–	2,56	8,41	–	–	60,87
4543	7,49	–	2,50	7,49	–	–	66,67
4611	16,53	–	16,53	16,53	–	–	42,86
4613	5,83	–	5,83	5,83	–	–	100,00
4614	3,33	–	–	3,33	–	–	100,00
4615	–	–	–	–	–	–	–
4616	24,45	–	–	24,45	–	–	100,00
4617	–	–	–	–	–	–	–
4618	5,72	–	2,86	5,72	–	–	–
4619	3,52	–	1,76	3,52	175,82	500,00	50,00
4622	48,80	–	43,38	48,80	–	–	22,22
4623	10,29	0,29	6,57	9,43	–	–	63,89
4631	14,93	–	8,53	12,79	–	–	71,43
4632	4,64	–	4,64	3,87	–	–	16,67
4633	8,14	–	3,39	8,14	–	–	79,17
4634	14,65	–	7,71	13,49	–	–	65,79
4635	28,56	0,22	17,77	24,51	22,49	7,87	65,35
4636	5,91	–	5,91	11,82	–	–	100,00
4637	9,31	0,32	4,17	8,99	–	–	68,97
4639	6,82	–	2,88	6,67	15,16	22,22	64,44
4641	6,35	–	3,81	6,35	–	–	70,00
4642	3,77	–	1,61	3,77	26,90	71,43	64,29
4643	10,29	–	10,29	10,29	–	–	50,00
4644	13,18	1,01	5,58	10,64	–	–	61,54
4645	6,69	–	3,65	6,69	–	–	72,73
4646	9,87	–	3,95	5,92	–	–	70,00
4647	2,91	–	1,45	2,91	–	–	50,00
4649	7,09	–	2,24	6,90	18,66	26,32	73,68
4651	3,96	–	2,64	3,96	–	–	100,00
4652	2,54	–	–	2,54	–	–	100,00
4661	6,37	–	5,58	5,58	–	–	75,00
4662	10,71	–	10,71	10,71	–	–	66,67
4663	4,85	–	2,83	4,85	–	–	41,67
4664	10,68	–	5,34	7,12	–	–	66,67

Capítulo 81 - Santa Catarina

81.2 - Indicadores de acidentes do trabalho, segundo a Classificação Nacional de Atividades Econômicas (CNAE), dos estabelecimentos localizados no estado de Santa Catarina - 2016

(continuação)

CNAE	INDICADORES DE ACIDENTES DO TRABALHO						
	Incidência (por 1.000 vínculos)	Incidência de Doenças Ocupacionais (por 1.000 vínculos)	Incidência de Acidentes Típicos (por 1.000 vínculos)	Incidência de Incapacidade Temporária (por 1.000 vínculos)	Taxa de Mortalidade (por 100.000 vínculos)	Taxa de Letalidade (por 1.000 acidentes)	Acidentalidade para a faixa 16 a 34 anos (por 100 acidentes)
4665	2,66	–	–	2,66	–	–	100,00
4669	14,11	–	6,35	10,58	70,53	50,00	75,00
4671	21,41	–	16,82	21,41	–	–	59,52
4672	15,66	–	12,40	15,66	–	–	58,33
4673	4,99	–	2,99	3,99	–	–	60,00
4674	6,98	–	–	6,98	–	–	–
4679	14,24	–	11,55	13,09	38,49	27,03	51,35
4681	10,74	–	5,01	10,03	–	–	53,33
4682	46,38	–	40,93	32,74	–	–	76,47
4683	13,76	–	11,85	13,76	–	–	63,89
4684	23,16	–	17,81	23,16	–	–	38,46
4685	27,94	–	26,38	26,38	–	–	33,33
4686	10,60	–	6,52	9,78	–	–	92,31
4687	19,66	–	13,97	19,66	–	–	31,58
4689	8,74	–	6,08	5,32	–	–	56,52
4691	10,68	–	3,77	10,05	–	–	64,71
4692	11,05	–	7,37	11,05	–	–	66,67
4693	18,55	–	12,36	16,48	–	–	72,22
4711	16,97	0,09	10,97	15,55	5,91	3,48	61,53
4712	3,19	–	1,87	3,12	–	–	70,73
4713	8,08	–	3,81	7,47	–	–	75,47
4721	4,83	0,12	3,34	4,72	11,50	23,81	45,24
4722	2,85	0,71	2,14	3,56	–	–	50,00
4723	7,26	0,56	4,47	7,26	–	–	69,23
4724	4,06	–	2,03	4,06	–	–	62,50
4729	5,52	–	3,56	5,52	–	–	61,29
4731	6,18	–	2,81	5,93	10,05	16,26	48,78
4732	3,20	–	–	–	–	–	100,00
4741	5,51	–	2,50	5,51	–	–	81,82
4742	5,48	–	2,88	5,19	–	–	68,42
4743	13,92	0,40	10,34	13,52	–	–	68,57
4744	10,14	0,07	7,08	9,82	3,56	3,51	48,07
4751	4,54	–	2,02	4,21	–	–	85,19
4752	3,88	–	2,82	3,88	–	–	72,73
4753	7,00	0,32	3,98	6,84	–	–	56,82
4754	3,94	0,07	2,11	3,94	–	–	61,11
4755	2,04	–	0,25	2,04	–	–	25,00
4756	–	–	–	–	–	–	–
4757	5,69	–	3,16	5,69	–	–	88,89
4759	5,82	–	2,76	5,82	–	–	68,42
4761	4,42	–	2,48	4,42	55,19	125,00	87,50
4762	–	–	–	–	–	–	–
4763	4,00	–	2,00	4,00	–	–	75,00
4771	2,72	–	1,29	2,33	6,47	23,81	69,05
4772	5,81	–	2,39	4,79	–	–	76,47
4773	7,12	–	2,85	7,12	–	–	60,00
4774	1,02	–	0,51	1,02	–	–	50,00
4781	3,78	0,10	1,55	3,62	3,23	8,55	70,94
4782	5,26	–	2,12	5,14	–	–	82,98
4783	1,25	–	–	0,83	–	–	66,67
4784	9,88	–	7,25	9,88	–	–	73,33
4785	3,20	–	–	3,20	–	–	–
4789	5,57	–	3,11	4,93	–	–	66,35
4911	26,35	–	16,77	14,37	–	–	63,64
4921	7,15	–	3,81	7,23	–	–	31,11
4922	3,59	–	1,59	3,59	39,86	111,11	22,22
4923	5,55	–	5,55	5,55	–	–	100,00
4924	1,49	–	–	1,49	–	–	100,00
4929	1,99	–	1,99	1,33	–	–	–
4930	9,79	0,03	6,20	9,13	24,13	24,64	49,86
4940	33,11	–	19,87	6,62	–	–	20,00
5021	7,73	–	5,80	3,86	–	–	50,00
5022	26,54	–	17,69	17,69	–	–	16,67
5030	73,00	4,06	4,06	68,94	–	–	44,44
5099	8,82	–	–	8,82	–	–	–
5111	14,96	–	5,44	13,60	–	–	63,64
5211	33,91	0,21	23,82	30,69	–	–	68,99
5212	12,79	–	6,93	11,46	–	–	54,17
5221	46,47	–	30,98	46,47	140,83	30,30	72,73
5222	–	–	–	–	–	–	–
5223	11,66	–	4,48	11,21	–	–	65,38
5229	24,22	–	20,49	25,15	–	–	30,77
5231	30,22	–	20,38	28,86	–	–	46,07
5232	10,99	–	3,14	9,42	157,01	142,86	57,14
5239	22,02	–	16,51	16,51	–	–	50,00
5240	29,07	1,32	19,82	25,10	–	–	31,82

Capítulo 81 - Santa Catarina

81.2 - Indicadores de acidentes do trabalho, segundo a Classificação Nacional de Atividades Econômicas (CNAE), dos estabelecimentos localizados no estado de Santa Catarina - 2016

(continuação)

CNAE	INDICADORES DE ACIDENTES DO TRABALHO						
	Incidência (por 1.000 vínculos)	Incidência de Doenças Ocupacionais (por 1.000 vínculos)	Incidência de Acidentes Típicos (por 1.000 vínculos)	Incidência de Incapacidade Temporária (por 1.000 vínculos)	Taxa de Mortalidade (por 100.000 vínculos)	Taxa de Letalidade (por 1.000 acidentes)	Acidentalidade para a faixa 16 a 34 anos (por 100 acidentes)
5250	7,42	–	5,36	5,77	–	–	61,11
5310	102,43	22,40	70,46	68,07	21,75	2,12	28,66
5320	28,74	–	20,53	28,74	–	–	57,14
5510	8,19	0,06	4,84	7,38	–	–	45,45
5590	5,07	–	3,80	5,07	–	–	25,00
5611	6,41	0,07	3,76	6,15	–	–	57,06
5612	5,92	–	2,96	5,92	–	–	50,00
5620	12,75	0,17	6,42	11,97	–	–	38,10
5811	15,05	–	7,52	15,05	–	–	50,00
5812	10,89	–	5,44	10,89	–	–	75,00
5819	–	–	–	–	–	–	–
5822	13,56	–	9,04	11,75	90,41	66,67	53,33
5823	16,06	–	16,06	16,06	–	–	50,00
5829	4,08	–	2,72	4,08	–	–	–
5911	–	–	–	–	–	–	–
5914	3,43	–	1,72	1,72	–	–	100,00
6010	2,84	–	0,35	1,77	141,78	500,00	25,00
6021	9,21	0,58	6,33	8,63	230,15	250,00	68,75
6110	13,12	–	10,77	12,65	–	–	67,86
6120	24,11	–	12,44	24,11	–	–	74,19
6190	19,49	–	7,45	16,62	–	–	73,53
6201	4,88	0,09	1,07	4,71	–	–	52,73
6202	1,77	–	0,59	1,77	–	–	55,56
6203	3,57	–	0,97	3,09	–	–	77,27
6204	2,15	0,54	–	2,15	–	–	–
6209	1,79	–	–	1,79	–	–	100,00
6311	6,49	0,72	0,72	5,77	–	–	77,78
6319	1,06	–	–	1,06	–	–	100,00
6399	–	–	–	–	–	–	–
6421	3,21	0,46	1,38	2,29	–	–	14,29
6422	13,72	4,78	5,41	11,08	–	–	37,61
6423	3,06	0,51	1,02	2,81	–	–	16,67
6424	1,82	–	0,36	1,82	–	–	60,00
6434	–	–	–	–	–	–	–
6436	2,72	–	2,72	2,72	–	–	100,00
6462	3,49	–	1,16	3,49	–	–	100,00
6491	–	–	–	–	–	–	–
6492	–	–	–	–	–	–	–
6493	6,08	–	3,04	6,08	–	–	100,00
6499	7,89	–	–	7,89	–	–	100,00
6511	6,26	–	6,26	6,26	–	–	100,00
6512	6,72	–	4,48	6,72	–	–	33,33
6541	–	–	–	–	–	–	–
6550	13,50	–	5,21	8,90	–	–	70,45
6612	–	–	–	–	–	–	–
6613	11,59	–	–	11,59	–	–	66,67
6619	2,77	–	2,77	2,77	–	–	100,00
6621	6,86	–	–	6,86	–	–	–
6622	2,32	–	–	2,32	–	–	80,00
6629	–	–	–	–	–	–	–
6810	11,52	–	8,29	11,52	46,06	40,00	32,00
6821	3,45	–	1,04	3,45	–	–	30,00
6822	11,56	–	8,26	11,56	–	–	71,43
6911	0,80	–	0,16	0,64	–	–	100,00
6920	3,68	–	0,88	3,22	5,19	14,08	77,46
7020	9,38	–	4,13	5,63	–	–	60,00
7111	–	–	–	–	–	–	–
7112	10,34	–	7,46	9,56	13,09	12,66	49,37
7119	1,99	–	–	1,99	–	–	50,00
7120	16,36	–	8,18	11,45	–	–	70,00
7210	9,87	–	7,05	6,58	–	–	4,76
7220	16,23	–	–	16,23	–	–	33,33
7311	4,28	–	–	4,28	–	–	25,00
7312	24,60	–	18,45	21,53	–	–	50,00
7319	10,98	–	1,29	10,98	–	–	47,06
7410	–	–	–	–	–	–	–
7420	5,21	–	2,60	5,21	–	–	50,00
7490	6,63	–	4,64	3,98	–	–	35,00
7500	5,73	–	1,91	5,73	–	–	33,33
7711	14,34	–	10,51	11,47	–	–	73,33
7719	–	–	–	–	–	–	–
7721	9,67	–	9,67	9,67	–	–	100,00
7722	–	–	–	–	–	–	–
7723	7,11	–	4,27	7,11	–	–	40,00
7729	–	–	–	–	–	–	–
7732	10,97	–	8,44	10,13	–	–	61,54

Capítulo 81 - Santa Catarina

81.2 - Indicadores de acidentes do trabalho, segundo a Classificação Nacional de Atividades Econômicas (CNAE), dos estabelecimentos localizados no estado de Santa Catarina - 2016

(conclusão)

CNAE	INDICADORES DE ACIDENTES DO TRABALHO						
	Incidência (por 1.000 vínculos)	Incidência de Doenças Ocupacionais (por 1.000 vínculos)	Incidência de Acidentes Típicos (por 1.000 vínculos)	Incidência de Incapacidade Temporária (por 1.000 vínculos)	Taxa de Mortalidade (por 100.000 vínculos)	Taxa de Letalidade (por 1.000 acidentes)	Acidentalidade para a faixa 16 a 34 anos (por 100 acidentes)
7733	29,63	–	16,93	25,40	–	–	100,00
7739	12,27	–	7,94	12,27	–	–	58,82
7740	3,45	–	–	3,45	–	–	100,00
7810	4,72	–	2,36	4,72	–	–	50,00
7820	18,05	–	7,36	15,97	13,89	7,69	59,23
7830	2,39	–	0,91	2,11	–	–	41,18
7911	1,20	–	0,80	1,20	40,06	333,33	–
7990	5,09	–	–	5,09	–	–	–
8011	10,43	0,04	2,70	9,75	–	–	40,95
8012	25,10	–	8,22	24,66	43,27	17,24	55,17
8020	20,58	–	9,47	17,29	–	–	82,00
8111	7,64	–	3,47	7,64	–	–	59,09
8112	10,90	0,12	7,16	10,27	12,45	11,43	41,71
8121	10,20	0,05	4,41	8,39	–	–	26,40
8122	44,83	–	6,11	44,83	–	–	54,55
8129	33,12	–	21,79	28,76	–	–	39,47
8130	23,37	–	5,84	23,37	–	–	56,25
8211	8,63	0,22	4,21	7,76	–	–	48,75
8219	6,38	0,29	4,06	6,38	28,98	45,45	68,18
8220	14,78	0,34	1,68	14,11	33,60	22,73	63,64
8230	8,25	–	4,12	8,25	68,71	83,33	66,67
8291	5,18	–	0,78	4,92	–	–	55,00
8292	14,93	–	8,14	9,50	–	–	72,73
8299	6,33	–	3,01	5,88	–	–	59,52
8411	6,74	0,03	3,49	5,71	2,35	3,48	26,25
8412	6,92	–	0,29	6,86	–	–	33,06
8423	2,02	–	1,01	2,02	–	–	50,00
8424	5,43	–	2,72	5,43	–	–	–
8430	8,19	–	8,19	8,19	–	–	–
8511	82,46	–	2,42	81,92	–	–	33,22
8512	2,47	–	1,94	1,59	–	–	50,00
8513	4,86	0,15	2,43	4,48	–	–	35,94
8520	3,45	–	2,71	2,47	–	–	28,57
8531	4,27	–	2,54	3,82	–	–	40,43
8532	2,20	0,23	1,27	1,51	–	–	52,63
8533	12,57	2,04	6,80	9,51	–	–	29,73
8541	9,62	0,69	5,50	9,62	–	–	21,43
8542	6,47	–	3,23	6,47	–	–	50,00
8550	2,75	–	1,83	2,75	–	–	66,67
8591	–	–	–	–	–	–	–
8592	3,74	–	3,74	3,74	–	–	–
8593	2,30	–	0,99	2,30	–	–	57,14
8599	4,21	0,08	2,23	3,22	–	–	50,98
8610	68,42	0,13	53,46	28,39	–	–	53,72
8621	29,11	–	21,84	22,64	–	–	52,78
8630	6,12	–	2,81	4,92	–	–	70,49
8640	12,30	–	7,86	8,24	–	–	58,76
8650	0,30	–	0,30	0,30	–	–	–
8660	18,66	–	14,93	7,47	–	–	60,00
8690	26,11	–	16,49	13,28	–	–	54,39
8711	8,42	–	4,73	8,42	52,60	62,50	31,25
8712	35,61	–	35,61	26,71	–	–	75,00
8720	–	–	–	–	–	–	–
8730	3,72	–	–	3,72	–	–	66,67
8800	19,13	–	13,33	18,26	–	–	36,36
9001	18,32	–	8,33	16,65	666,02	363,64	54,55
9311	–	–	–	–	–	–	–
9312	22,53	–	4,31	14,38	1.534,04	680,85	63,83
9313	2,77	–	1,26	2,77	–	–	54,55
9319	7,73	–	4,64	7,73	–	–	40,00
9321	16,15	–	9,87	14,36	–	–	72,22
9329	11,92	–	5,02	11,29	–	–	47,37
9411	21,70	–	14,57	13,08	–	–	42,75
9412	34,80	0,71	18,46	29,83	–	–	10,20
9420	4,35	–	2,34	4,35	–	–	30,77
9430	5,01	0,06	2,93	4,77	–	–	36,59
9491	5,23	–	3,30	5,23	–	–	10,53
9492	–	–	–	–	–	–	–
9493	–	–	–	–	–	–	–
9499	8,75	–	5,19	8,43	–	–	51,85
9511	5,41	–	3,86	5,41	–	–	57,14
9512	7,10	–	7,10	7,10	–	–	–
9521	6,27	–	2,51	5,64	–	–	60,00
9529	2,94	–	0,98	2,94	–	–	66,67
9601	8,73	–	3,05	7,85	–	–	40,00
9602	3,10	–	1,94	2,72	–	–	75,00
9603	11,28	–	2,26	11,28	–	–	60,00
9609	3,36	–	1,53	3,06	–	–	90,91
9700	24,86	–	19,88	19,88	–	–	40,00
Outros (1)	44,29	–	13,40	42,83	–	–	42,76

Fonte: DATAPREV, CAT, SUB, CNIS.

Notas: 1. Os dados são preliminares, estando sujeitos a correções.
2. As atividades econômicas que apresentam valores zerados para os indicadores são aquelas onde não ocorreram acidentes no período.

(1) Englobam as atividades que possuíam número médio de vínculos no ano menor que 100.

Capítulo 82 - Rio Grande do Sul

82.1 - Indicadores de acidentes do trabalho, segundo a Classificação Nacional de Atividades Econômicas (CNAE), dos estabelecimentos localizados no estado do Rio Grande do Sul - 2015

(continua)

CNAE	INDICADORES DE ACIDENTES DO TRABALHO						
	Incidência (por 1.000 vínculos)	Incidência de Doenças Ocupacionais (por 1.000 vínculos)	Incidência de Acidentes Típicos (por 1.000 vínculos)	Incidência de Incapacidade Temporária (por 1.000 vínculos)	Taxa de Mortalidade (por 100.000 vínculos)	Taxa de Letalidade (por 1.000 acidentes)	Acidentalidade para a faixa 16 a 34 anos (por 100 acidentes)
TOTAL	**19,24**	**0,44**	**12,04**	**15,75**	**5,41**	**2,81**	**46,32**
0111	7,67	0,05	5,67	7,57	–	–	41,83
0115	15,05	–	11,80	15,46	162,70	108,11	37,84
0116	–	–	–	–	–	–	–
0121	88,55	–	1,63	88,01	–	–	38,65
0122	6,30	–	6,30	6,30	–	–	50,00
0131	6,61	–	6,61	6,61	–	–	–
0132	5,07	–	5,07	5,07	–	–	33,33
0133	8,96	–	8,20	8,63	–	–	51,22
0139	31,44	–	3,49	31,44	–	–	40,00
0141	46,68	0,71	42,44	45,27	–	–	31,82
0151	6,26	–	6,04	6,26	10,79	17,24	44,83
0152	11,27	–	9,66	11,27	–	–	14,29
0153	–	–	–	–	–	–	–
0154	23,01	–	18,87	21,63	–	–	48,00
0155	12,62	0,57	9,79	10,92	–	–	43,28
0159	3,17	–	3,17	3,17	–	–	100,00
0161	4,37	0,16	3,28	4,45	7,80	17,86	46,43
0162	20,19	–	15,80	20,19	–	–	43,48
0163	14,69	1,47	13,22	13,22	146,86	100,00	50,00
0210	26,06	–	23,46	22,04	23,69	9,09	45,45
0220	2,03	–	2,03	2,03	203,49	1.000,00	–
0230	21,57	–	19,33	20,67	44,95	20,83	58,33
0311	–	–	–	–	–	–	–
0322	9,31	–	9,31	9,31	–	–	–
0500	53,23	5,91	44,95	36,67	–	–	33,33
0810	19,73	0,18	16,56	18,50	–	–	36,61
0892	12,13	–	6,06	12,13	–	–	–
0899	–	–	–	–	–	–	–
0990	7,13	–	7,13	7,13	–	–	100,00
1011	75,95	5,44	62,73	66,75	–	–	51,71
1012	50,52	2,45	41,50	36,99	2,48	0,49	53,46
1013	42,13	1,98	36,51	32,86	–	–	47,65
1020	15,73	–	13,11	15,73	–	–	16,67
1031	10,88	0,49	7,42	9,89	–	–	50,00
1032	50,83	–	49,19	45,91	–	–	61,29
1033	15,60	–	14,74	14,74	–	–	44,44
1041	35,87	–	29,58	33,35	31,46	8,77	47,37
1051	35,67	0,73	28,39	29,12	–	–	51,02
1052	25,93	0,13	20,83	21,09	–	–	58,55
1053	10,51	–	7,51	10,51	–	–	64,29
1061	19,74	0,40	15,15	19,64	39,87	20,20	47,47
1062	19,76	–	14,35	17,05	–	–	47,95
1066	26,96	0,22	24,80	23,72	21,57	8,00	53,60
1069	31,50	–	25,44	28,47	60,57	19,23	53,85
1081	12,57	–	12,57	12,57	–	–	50,00
1091	9,30	0,27	6,91	8,75	–	–	47,95
1092	19,17	–	15,72	16,11	–	–	42,00
1093	16,91	0,24	11,60	16,19	24,16	14,29	48,57
1094	10,25	–	8,27	9,26	–	–	54,84
1095	3,08	–	–	3,08	–	–	100,00
1096	19,72	–	16,43	18,07	–	–	58,33
1099	12,93	–	10,35	10,99	–	–	53,75
1111	20,84	–	10,42	23,44	–	–	25,00
1112	20,57	0,92	16,58	18,72	–	–	47,76
1113	22,49	1,15	18,45	13,26	–	–	43,59
1121	9,14	–	6,09	9,14	–	–	50,00
1122	32,17	–	24,41	29,73	–	–	68,97
1210	15,94	1,19	12,49	14,03	–	–	32,84
1220	15,49	–	10,84	10,45	38,71	25,00	45,00
1312	35,16	–	29,30	35,16	–	–	50,00
1313	24,24	–	20,94	20,94	–	–	22,73
1323	9,75	–	7,31	9,75	–	–	50,00
1330	8,83	–	7,18	8,28	–	–	43,75
1340	13,42	–	11,18	13,42	–	–	50,00
1351	5,74	–	1,91	5,74	–	–	50,00
1352	–	–	–	–	–	–	–
1353	4,43	–	4,43	4,43	–	–	–
1354	14,51	0,73	8,71	13,78	–	–	55,00
1359	15,14	1,08	9,73	14,05	–	–	64,29
1411	3,11	–	1,38	3,11	–	–	44,44
1412	5,73	0,07	3,26	4,62	13,02	22,73	56,82
1413	4,30	0,72	0,72	3,59	–	–	33,33
1414	13,58	–	8,64	16,04	–	–	54,55
1422	3,54	–	2,48	3,89	–	–	70,00
1510	14,39	0,21	11,78	14,07	20,85	14,49	44,93
1521	4,84	–	1,73	4,84	–	–	50,00
1529	4,12	–	2,47	4,12	–	–	40,00

Capítulo 82 - Rio Grande do Sul

82.1 - Indicadores de acidentes do trabalho, segundo a Classificação Nacional de Atividades Econômicas (CNAE), dos estabelecimentos localizados no estado do Rio Grande do Sul - 2015

(continuação)

CNAE	INDICADORES DE ACIDENTES DO TRABALHO						
	Incidência (por 1.000 vínculos)	Incidência de Doenças Ocupacionais (por 1.000 vínculos)	Incidência de Acidentes Típicos (por 1.000 vínculos)	Incidência de Incapacidade Temporária (por 1.000 vínculos)	Taxa de Mortalidade (por 100.000 vínculos)	Taxa de Letalidade (por 1.000 acidentes)	Acidentalidade para a faixa 16 a 34 anos (por 100 acidentes)
1531	6,38	0,07	4,16	5,94	2,97	4,65	44,88
1532	9,70	–	6,59	9,01	–	–	46,43
1533	13,14	–	7,72	11,26	–	–	62,86
1539	8,26	–	5,51	7,51	–	–	54,55
1540	10,14	–	6,92	9,56	–	–	69,23
1610	19,50	–	17,03	19,50	54,94	28,17	41,55
1621	39,57	–	36,32	31,66	–	–	51,76
1622	19,28	0,24	16,46	18,58	–	–	43,90
1623	38,50	–	34,02	34,92	–	–	44,19
1629	14,27	–	12,69	11,10	–	–	50,00
1710	121,97	–	118,49	48,79	–	–	52,38
1721	53,90	–	50,91	43,92	–	–	46,30
1731	10,56	–	6,34	10,56	–	–	66,67
1732	10,24	–	7,04	9,60	–	–	50,00
1733	25,81	–	22,18	23,27	–	–	67,61
1741	35,27	0,75	25,51	35,27	–	–	59,57
1742	49,62	–	47,31	45,00	115,38	23,26	53,49
1749	34,07	–	23,31	32,28	–	–	52,63
1811	7,19	–	1,20	7,19	–	–	33,33
1813	8,31	0,19	6,18	8,11	–	–	58,14
1821	2,52	–	1,26	2,52	–	–	100,00
1822	11,24	1,12	5,62	11,24	–	–	60,00
1830	12,84	–	12,84	12,84	–	–	50,00
1921	23,36	0,71	19,11	12,03	–	–	54,55
1922	52,31	–	43,59	52,31	–	–	33,33
1932	43,25	–	38,22	39,23	–	–	65,12
2013	35,07	0,28	29,55	14,36	55,23	15,75	54,33
2014	18,43	–	14,75	18,43	–	–	60,00
2019	36,16	4,52	18,08	36,16	–	–	62,50
2021	18,71	–	17,46	4,99	–	–	66,67
2029	46,85	–	43,25	31,54	–	–	59,62
2031	16,12	–	14,42	5,94	–	–	57,89
2033	18,09	–	9,04	18,09	–	–	100,00
2040	20,38	–	15,29	20,38	–	–	100,00
2051	38,99	–	38,99	24,37	–	–	25,00
2052	10,39	–	5,19	10,39	–	–	–
2061	18,74	–	15,61	17,18	78,07	41,67	45,83
2062	8,71	–	5,81	8,71	–	–	50,00
2063	10,00	–	7,86	7,86	–	–	42,86
2071	20,90	0,60	15,53	19,71	59,71	28,57	65,71
2073	14,91	–	7,45	14,91	–	–	–
2091	12,98	1,08	4,33	12,98	–	–	41,67
2092	7,88	–	–	7,88	–	–	–
2093	–	–	–	–	–	–	–
2099	10,42	–	7,68	7,13	–	–	57,89
2121	23,50	–	20,15	22,38	–	–	73,81
2122	11,25	–	7,50	7,50	–	–	–
2211	31,07	1,22	21,93	16,45	–	–	50,00
2212	15,52	–	11,09	15,52	–	–	19,05
2219	19,75	0,19	11,55	19,19	18,63	9,43	51,89
2221	27,95	1,04	19,67	27,95	–	–	62,96
2222	24,07	–	21,36	20,24	–	–	60,93
2229	17,94	0,25	14,79	17,24	–	–	58,22
2311	31,93	–	27,93	31,93	–	–	58,33
2312	10,04	–	5,02	10,04	–	–	50,00
2319	31,22	0,62	24,35	30,60	–	–	70,00
2320	25,20	–	25,20	6,30	–	–	50,00
2330	17,90	0,12	14,22	16,18	36,78	20,55	57,53
2341	14,41	–	7,21	14,41	–	–	50,00
2342	17,68	–	15,19	16,32	–	–	55,13
2349	18,80	–	13,43	16,11	–	–	71,43
2391	14,86	–	12,12	14,86	78,19	52,63	55,26
2392	8,98	–	7,18	8,98	–	–	20,00
2399	21,35	–	18,50	21,35	–	–	66,67
2423	20,28	1,91	12,63	8,42	–	–	49,06
2424	21,84	–	21,84	18,20	–	–	50,00
2431	32,58	15,04	10,03	27,57	–	–	15,38
2439	49,50	–	44,55	47,03	247,52	50,00	60,00
2441	27,63	–	27,63	27,63	–	–	50,00
2449	14,48	–	12,88	16,09	–	–	33,33
2451	35,30	0,70	28,33	31,59	–	–	37,50
2452	23,28	1,23	14,70	20,83	–	–	31,58
2511	34,35	0,31	30,68	21,83	–	–	63,56
2512	16,91	0,16	15,03	15,50	–	–	58,33
2521	22,21	5,29	12,69	20,10	105,77	47,62	52,38
2531	51,59	8,25	36,11	50,56	–	–	56,00
2532	13,77	0,46	11,47	12,85	–	–	63,33
2539	22,88	1,08	17,66	21,98	–	–	60,63
2541	28,36	0,19	25,19	16,42	–	–	58,55

Capítulo 82 - Rio Grande do Sul

82.1 - Indicadores de acidentes do trabalho, segundo a Classificação Nacional de Atividades Econômicas (CNAE), dos estabelecimentos localizados no estado do Rio Grande do Sul - 2015

(continuação)

CNAE	INDICADORES DE ACIDENTES DO TRABALHO						
	Incidência (por 1.000 vínculos)	Incidência de Doenças Ocupacionais (por 1.000 vínculos)	Incidência de Acidentes Típicos (por 1.000 vínculos)	Incidência de Incapacidade Temporária (por 1.000 vínculos)	Taxa de Mortalidade (por 100.000 vínculos)	Taxa de Letalidade (por 1.000 acidentes)	Acidentalidade para a faixa 16 a 34 anos (por 100 acidentes)
2542	20,26	1,29	15,52	19,83	–	–	46,81
2543	23,26	0,64	20,87	15,93	15,93	6,85	58,90
2550	75,72	2,93	51,79	68,40	–	–	60,00
2591	80,19	3,78	70,36	52,20	–	–	50,94
2592	20,01	–	16,00	18,51	–	–	65,00
2593	15,30	0,43	11,64	13,79	21,55	14,08	56,34
2599	22,45	0,68	18,44	19,55	8,54	3,80	61,22
2610	20,67	0,65	15,88	18,71	–	–	67,37
2622	35,20	0,82	31,92	35,20	–	–	74,42
2631	20,63	–	10,31	10,31	–	–	50,00
2632	5,40	–	4,05	5,40	–	–	75,00
2640	8,85	5,31	2,65	9,73	–	–	30,00
2651	13,16	1,13	7,52	12,40	–	–	54,29
2660	6,34	–	6,34	–	–	–	100,00
2670	3,69	–	3,69	3,69	–	–	–
2710	15,03	1,07	10,74	15,03	–	–	46,43
2722	60,26	3,77	41,43	60,26	–	–	31,25
2731	13,31	2,07	6,51	11,24	–	–	53,33
2732	18,20	2,35	12,33	18,20	–	–	45,16
2733	22,35	–	17,88	20,12	–	–	30,00
2740	15,11	–	12,09	15,11	–	–	60,00
2751	26,70	2,97	16,81	25,71	–	–	55,56
2759	12,77	1,82	10,95	12,77	–	–	57,14
2790	8,06	0,47	5,69	7,58	–	–	52,94
2811	25,18	–	15,11	20,14	–	–	60,00
2812	28,01	0,65	21,49	21,49	–	–	48,84
2813	17,92	–	11,69	16,36	–	–	39,13
2815	21,37	3,17	14,25	21,37	79,16	37,04	51,85
2821	31,36	3,14	18,81	28,22	–	–	40,00
2822	26,58	2,39	19,25	21,64	34,07	12,82	51,92
2823	23,95	1,35	17,76	22,87	–	–	47,19
2824	44,03	8,56	29,35	28,13	–	–	38,89
2825	–	–	–	–	–	–	–
2829	14,79	0,99	11,83	14,20	19,72	13,33	50,67
2831	16,41	2,10	12,62	12,20	–	–	43,59
2832	22,53	–	7,51	22,53	–	–	66,67
2833	32,77	2,30	27,80	29,57	8,21	2,51	57,89
2840	29,67	0,54	26,13	17,15	–	–	67,89
2851	16,64	–	16,64	16,64	–	–	–
2854	38,71	4,84	26,61	36,29	–	–	43,75
2861	12,73	–	11,03	11,88	–	–	60,00
2862	24,91	1,09	21,35	24,09	–	–	63,74
2864	14,52	–	12,00	14,52	–	–	73,91
2865	39,42	–	39,42	39,42	–	–	60,00
2866	14,00	–	11,20	14,00	–	–	20,00
2869	26,99	0,41	22,72	24,55	–	–	57,14
2910	30,89	3,54	17,47	9,87	–	–	68,03
2920	11,33	–	7,93	10,20	–	–	50,00
2930	42,43	1,76	37,39	38,24	6,07	1,43	51,07
2941	18,34	2,62	12,23	14,85	–	–	57,14
2942	72,87	10,07	52,73	36,73	–	–	51,22
2943	66,29	0,54	58,96	58,14	–	–	52,46
2944	22,84	3,81	13,32	21,89	–	–	50,00
2945	19,89	3,32	13,26	18,24	–	–	66,67
2949	27,12	1,31	21,00	24,76	–	–	54,52
2950	7,82	–	7,82	5,86	–	–	25,00
3011	43,44	2,36	34,21	15,87	11,25	2,59	59,84
3012	23,55	–	16,82	20,19	–	–	28,57
3032	122,81	17,54	70,18	122,81	–	–	28,57
3092	3,69	–	3,69	–	–	–	100,00
3099	21,69	–	17,35	26,03	433,84	200,00	40,00
3101	19,10	0,33	15,96	17,20	9,07	4,75	56,65
3102	13,66	1,08	9,97	12,14	–	–	38,10
3103	19,20	–	16,20	18,00	–	–	59,38
3104	13,80	0,63	11,29	11,29	–	–	63,64
3211	3,33	–	2,12	2,73	–	–	81,82
3212	–	–	–	–	–	–	–
3220	–	–	–	–	–	–	–
3230	35,64	–	7,13	35,64	–	–	60,00
3240	16,21	–	13,51	16,21	–	–	50,00
3250	13,39	–	9,41	12,30	–	–	62,16
3291	19,61	–	13,07	18,38	–	–	68,75
3292	13,53	–	6,76	12,18	–	–	60,00
3299	19,00	0,66	15,46	13,25	–	–	68,60
3311	28,54	–	21,40	24,97	–	–	87,50
3312	7,94	–	1,13	7,94	–	–	71,43
3313	7,86	0,87	4,37	6,11	–	–	88,89
3314	9,99	0,22	8,66	8,66	–	–	53,33
3316	87,79	7,26	69,65	71,83	72,56	8,26	50,41
3319	50,19	–	46,18	32,12	–	–	72,00

Capítulo 82 - Rio Grande do Sul

82.1 - Indicadores de acidentes do trabalho, segundo a Classificação Nacional de Atividades Econômicas (CNAE), dos estabelecimentos localizados no estado do Rio Grande do Sul - 2015

(continuação)

CNAE	INDICADORES DE ACIDENTES DO TRABALHO						
	Incidência (por 1.000 vínculos)	Incidência de Doenças Ocupacionais (por 1.000 vínculos)	Incidência de Acidentes Típicos (por 1.000 vínculos)	Incidência de Incapacidade Temporária (por 1.000 vínculos)	Taxa de Mortalidade (por 100.000 vínculos)	Taxa de Letalidade (por 1.000 acidentes)	Acidentalidade para a faixa 16 a 34 anos (por 100 acidentes)
3321	9,16	–	8,32	8,32	–	–	63,64
3329	9,55	–	4,77	7,96	–	–	33,33
3511	23,30	0,50	20,32	15,37	99,14	42,55	29,79
3512	10,97	–	9,14	5,48	60,92	55,56	27,78
3514	25,24	0,67	20,30	16,16	53,43	21,16	47,62
3520	21,63	–	10,82	10,82	–	–	25,00
3600	38,53	0,17	31,77	25,01	–	–	39,04
3702	25,69	2,14	14,98	25,69	–	–	50,00
3811	76,91	0,17	69,23	76,56	17,44	2,27	55,56
3812	10,57	–	10,57	10,57	–	–	100,00
3821	30,01	–	18,47	27,70	–	–	61,54
3822	32,02	–	32,02	19,21	–	–	20,00
3831	42,25	1,69	37,18	42,25	–	–	68,00
3832	8,90	–	6,68	8,90	–	–	50,00
3839	33,74	–	30,19	33,74	–	–	63,16
4110	17,84	–	15,61	16,51	6,97	3,91	42,97
4120	14,12	0,15	11,08	13,41	7,28	5,15	44,07
4211	26,64	0,19	19,98	23,13	18,50	6,94	47,22
4212	21,35	–	19,69	8,87	55,47	25,97	50,65
4213	7,54	–	7,54	6,03	–	–	60,00
4221	39,01	0,78	18,01	36,41	39,15	10,03	37,79
4222	17,29	0,56	15,06	11,71	–	–	35,48
4292	17,99	0,15	15,32	8,62	–	–	54,55
4299	19,81	0,57	13,50	18,09	–	–	49,28
4311	16,28	–	13,57	16,28	–	–	33,33
4313	9,95	0,29	6,73	9,66	29,26	29,41	11,76
4319	7,41	–	5,93	7,41	–	–	80,00
4321	15,26	–	10,94	13,22	12,02	7,87	59,06
4322	11,91	0,81	7,31	11,64	54,15	45,45	45,45
4329	19,59	0,62	15,86	17,10	–	–	60,32
4330	10,44	0,32	7,03	9,27	–	–	58,16
4391	19,77	–	15,06	16,95	–	–	47,62
4399	11,11	0,18	8,37	10,49	8,82	7,94	53,17
4511	7,48	0,21	4,92	6,47	5,34	7,14	57,86
4512	12,05	–	–	12,05	–	–	14,29
4520	8,82	0,50	6,33	8,32	–	–	58,87
4530	6,92	0,14	5,10	6,47	3,51	5,08	56,35
4541	7,71	–	3,02	7,04	–	–	78,26
4543	11,50	–	–	11,50	–	–	50,00
4611	24,24	–	22,03	24,24	–	–	45,45
4612	13,04	–	6,52	13,04	–	–	–
4613	6,24	–	–	6,24	–	–	100,00
4614	7,26	–	3,63	7,26	–	–	50,00
4615	–	–	–	–	–	–	–
4616	–	–	–	–	–	–	–
4617	5,88	–	–	2,94	–	–	75,00
4618	2,03	–	–	2,03	–	–	–
4619	1,39	–	1,39	0,69	–	–	50,00
4622	15,59	–	12,11	15,41	–	–	42,35
4623	14,49	0,15	11,25	13,72	46,25	31,91	41,49
4631	10,45	–	6,65	10,45	–	–	72,73
4632	13,22	–	10,87	12,63	–	–	44,44
4633	7,79	–	6,49	6,82	32,47	41,67	37,50
4634	16,90	–	12,15	15,85	–	–	56,25
4635	26,57	–	20,20	22,38	18,20	6,85	69,18
4636	10,98	0,78	8,63	6,27	–	–	50,00
4637	8,72	–	6,08	7,92	–	–	54,55
4639	12,25	–	8,73	10,95	13,03	10,64	62,77
4641	4,50	–	3,00	4,50	–	–	33,33
4642	4,09	–	2,73	4,09	–	–	77,78
4643	20,97	–	12,23	20,97	–	–	83,33
4644	14,04	0,21	8,80	13,00	–	–	76,12
4645	4,56	–	1,52	3,55	–	–	55,56
4646	3,16	–	2,11	3,16	–	–	66,67
4647	6,71	–	4,19	6,71	–	–	37,50
4649	7,50	–	4,25	7,25	–	–	40,00
4651	2,08	–	–	2,08	–	–	50,00
4652	–	–	–	–	–	–	–
4661	9,45	–	8,02	8,31	–	–	81,82
4662	–	–	–	–	–	–	–
4663	10,51	–	8,68	9,14	–	–	39,13
4664	–	–	–	–	–	–	–
4665	8,06	–	3,46	8,06	–	–	85,71
4669	4,34	0,87	2,60	4,34	–	–	60,00
4671	14,41	–	11,53	15,37	192,09	133,33	66,67
4672	10,51	–	8,56	11,29	–	–	59,26
4673	7,32	–	3,66	7,32	–	–	50,00
4674	8,15	–	8,15	8,15	–	–	100,00
4679	12,27	–	10,23	10,74	–	–	79,17

Capítulo 82 - Rio Grande do Sul

82.1 - Indicadores de acidentes do trabalho, segundo a Classificação Nacional de Atividades Econômicas (CNAE), dos estabelecimentos localizados no estado do Rio Grande do Sul - 2015

(continuação)

CNAE	INDICADORES DE ACIDENTES DO TRABALHO						
	Incidência (por 1.000 vínculos)	Incidência de Doenças Ocupacionais (por 1.000 vínculos)	Incidência de Acidentes Típicos (por 1.000 vínculos)	Incidência de Incapacidade Temporária (por 1.000 vínculos)	Taxa de Mortalidade (por 100.000 vínculos)	Taxa de Letalidade (por 1.000 acidentes)	Acidentalidade para a faixa 16 a 34 anos (por 100 acidentes)
4681	10,75	–	7,82	8,80	48,88	45,45	54,55
4682	44,07	–	39,18	34,28	–	–	66,67
4683	4,49	–	1,23	4,49	–	–	81,82
4684	9,49	–	5,93	9,49	–	–	50,00
4685	27,45	1,77	22,13	24,79	–	–	51,61
4686	5,39	1,08	4,31	3,23	–	–	40,00
4687	25,54	–	19,58	22,13	42,56	16,67	63,33
4689	16,74	0,19	13,85	15,58	–	–	43,68
4691	15,73	–	11,29	14,02	–	–	60,87
4692	5,78	–	3,47	5,78	–	–	20,00
4693	15,96	–	11,80	15,27	–	–	52,17
4711	17,44	0,11	12,80	16,14	3,17	1,82	64,87
4712	4,09	0,16	2,89	3,85	–	–	56,86
4713	5,31	–	3,64	5,11	–	–	64,81
4721	4,84	0,20	3,36	4,55	–	–	51,02
4722	7,56	–	6,25	7,23	–	–	30,43
4723	7,73	–	4,35	7,24	–	–	75,00
4724	5,32	–	3,10	5,32	–	–	75,00
4729	4,20	–	3,07	4,04	–	–	53,85
4731	7,21	0,13	3,80	7,05	3,28	4,55	57,27
4732	–	–	–	–	–	–	–
4741	5,12	–	3,20	5,12	32,01	62,50	62,50
4742	7,01	–	3,17	6,34	45,26	64,52	74,19
4743	12,04	–	9,63	11,24	–	–	70,00
4744	8,52	0,13	6,88	7,65	5,31	6,23	53,58
4751	3,27	0,11	1,47	3,16	–	–	72,41
4752	5,82	–	2,67	5,57	–	–	70,83
4753	4,42	0,12	2,60	4,12	–	–	64,38
4754	4,61	–	3,11	4,43	–	–	71,43
4755	2,32	–	1,55	2,13	–	–	41,67
4756	3,14	–	–	3,14	314,05	1.000,00	100,00
4757	6,36	–	5,38	4,40	–	–	53,85
4759	8,55	0,13	6,32	8,29	–	–	72,31
4761	2,52	–	0,66	2,39	–	–	73,68
4762	–	–	–	–	–	–	–
4763	4,72	–	2,92	4,72	–	–	71,43
4771	6,71	0,16	4,30	4,92	2,71	4,03	64,52
4772	5,05	–	1,68	4,56	–	–	52,38
4773	2,26	–	0,75	2,26	–	–	66,67
4774	1,34	–	0,80	1,07	–	–	40,00
4781	3,57	0,02	2,00	3,47	–	–	74,29
4782	5,65	0,08	3,44	5,65	–	–	72,46
4783	0,58	–	0,29	0,58	–	–	50,00
4784	14,75	–	12,36	12,76	–	–	62,16
4785	7,06	–	7,06	7,06	–	–	33,33
4789	5,51	0,07	4,14	5,17	–	–	60,00
4911	43,63	–	36,85	22,30	–	–	53,33
4912	58,60	0,93	42,79	52,09	–	–	55,56
4921	36,84	0,44	30,36	36,37	6,72	1,82	29,47
4922	8,92	0,13	5,51	9,05	–	–	33,82
4923	8,71	0,79	3,96	8,71	–	–	63,64
4924	1,26	–	0,63	0,63	–	–	–
4929	2,75	–	1,83	2,75	–	–	40,00
4930	13,75	0,19	10,00	12,82	14,77	10,74	48,26
4940	46,62	–	46,62	–	–	–	80,00
5021	23,75	1,58	19,00	22,17	158,35	66,67	40,00
5030	39,47	–	13,16	39,47	–	–	16,67
5091	9,06	–	9,06	9,06	–	–	100,00
5111	21,29	0,55	3,82	20,20	–	–	33,33
5211	20,99	0,30	14,90	18,55	30,42	14,49	49,28
5212	39,24	–	12,07	38,23	–	–	60,26
5221	51,95	–	36,60	44,87	–	–	59,09
5222	3,90	–	3,90	3,90	–	–	66,67
5223	8,62	–	5,59	8,39	–	–	67,57
5229	13,54	–	7,67	13,09	45,15	33,33	53,33
5231	11,76	–	9,24	10,08	–	–	42,86
5232	33,60	–	23,85	30,35	–	–	54,84
5239	3,04	–	3,04	3,04	–	–	–
5240	15,25	–	9,70	12,47	–	–	27,27
5250	11,75	0,35	8,30	8,64	34,57	29,41	58,82
5310	77,46	10,27	55,44	67,30	–	–	26,07
5320	26,73	0,45	14,25	26,73	–	–	65,00
5510	6,46	0,11	4,72	5,85	–	–	33,04
5590	7,84	–	6,54	7,84	–	–	25,00
5611	5,65	0,05	4,08	5,60	1,37	2,43	59,85
5612	1,85	–	1,85	1,85	–	–	–
5620	20,16	0,47	14,57	15,12	7,87	3,91	35,94
5811	–	–	–	–	–	–	–
5812	7,47	–	3,73	6,53	–	–	12,50

Capítulo 82 - Rio Grande do Sul

82.1 - Indicadores de acidentes do trabalho, segundo a Classificação Nacional de Atividades Econômicas (CNAE), dos estabelecimentos localizados no estado do Rio Grande do Sul - 2015

(continuação)

CNAE	INDICADORES DE ACIDENTES DO TRABALHO						
	Incidência (por 1.000 vínculos)	Incidência de Doenças Ocupacionais (por 1.000 vínculos)	Incidência de Acidentes Típicos (por 1.000 vínculos)	Incidência de Incapacidade Temporária (por 1.000 vínculos)	Taxa de Mortalidade (por 100.000 vínculos)	Taxa de Letalidade (por 1.000 acidentes)	Acidentalidade para a faixa 16 a 34 anos (por 100 acidentes)
5813	12,54	–	4,18	12,54	–	–	33,33
5819	–	–	–	–	–	–	–
5821	28,17	–	20,49	28,17	–	–	63,64
5822	8,18	–	4,32	7,72	–	–	38,89
5823	17,99	–	17,99	17,99	–	–	–
5829	6,68	–	6,07	6,68	–	–	27,27
5911	–	–	–	–	–	–	–
5914	9,25	–	3,97	6,61	–	–	57,14
5920	–	–	–	–	–	–	–
6010	1,44	0,18	0,54	1,44	–	–	25,00
6021	8,23	–	3,14	7,84	–	–	33,33
6110	11,68	–	10,01	12,01	–	–	57,14
6120	16,93	0,68	9,82	16,93	–	–	52,00
6141	6,94	–	6,94	6,94	–	–	–
6190	5,93	–	3,81	5,93	–	–	71,43
6201	10,05	–	0,46	9,83	–	–	20,45
6202	1,50	0,30	0,30	0,90	–	–	60,00
6203	1,91	0,27	1,09	2,18	–	–	57,14
6204	2,03	0,25	1,01	1,52	–	–	87,50
6209	6,49	1,30	2,27	6,32	–	–	60,00
6311	7,15	0,19	0,97	5,61	–	–	45,95
6319	–	–	–	–	–	–	–
6399	–	–	–	–	–	–	–
6421	18,72	4,64	10,70	10,88	–	–	40,95
6422	22,93	8,56	7,40	17,61	–	–	28,47
6423	6,58	0,30	4,18	4,04	–	–	36,36
6424	1,76	0,11	0,33	1,76	10,97	62,50	81,25
6431	10,65	2,66	7,99	5,32	–	–	–
6433	3,43	–	–	3,43	–	–	–
6434	5,26	–	5,26	5,26	–	–	100,00
6436	11,51	–	10,46	5,23	–	–	45,45
6462	8,40	–	6,87	7,64	–	–	36,36
6463	17,00	–	–	8,50	–	–	100,00
6491	–	–	–	–	–	–	–
6493	2,85	–	1,42	1,42	–	–	50,00
6511	3,49	1,16	–	3,49	–	–	33,33
6512	4,03	–	1,34	4,03	–	–	–
6541	11,72	3,91	–	11,72	–	–	66,67
6542	–	–	–	–	–	–	–
6550	8,95	0,35	4,03	7,02	–	–	66,67
6612	6,62	–	–	6,62	–	–	–
6613	7,22	–	2,06	6,19	–	–	85,71
6619	5,06	–	–	5,06	–	–	100,00
6622	1,68	0,34	0,34	1,34	–	–	40,00
6629	6,09	–	–	6,09	–	–	50,00
6810	7,24	–	6,83	7,24	–	–	22,22
6821	7,14	0,19	4,13	6,39	–	–	55,26
6822	5,88	–	2,94	5,04	–	–	57,14
6911	1,78	–	0,80	1,69	–	–	70,00
6912	4,03	0,81	1,61	4,03	–	–	40,00
6920	1,86	–	0,44	1,76	–	–	71,05
7020	1,99	–	1,00	1,99	–	–	83,33
7111	9,05	–	5,43	9,05	–	–	20,00
7112	14,40	0,11	11,14	13,61	11,25	7,81	59,38
7119	0,78	–	0,78	0,78	–	–	–
7120	5,02	–	4,01	6,02	–	–	40,00
7210	24,83	–	15,86	14,48	–	–	22,22
7220	2,45	–	–	2,45	–	–	–
7311	2,38	–	0,60	2,38	–	–	50,00
7312	28,06	–	21,82	18,71	–	–	44,44
7319	15,15	–	6,65	14,41	–	–	56,10
7320	8,42	–	–	8,42	–	–	–
7410	4,51	–	4,51	4,51	–	–	100,00
7420	5,03	0,63	2,51	5,03	–	–	50,00
7490	6,21	–	4,66	4,66	–	–	35,00
7500	7,83	–	7,83	5,87	–	–	100,00
7711	7,35	–	3,68	7,35	–	–	75,00
7719	30,93	–	23,20	30,93	–	–	–
7721	–	–	–	–	–	–	–
7722	–	–	–	–	–	–	–
7723	6,46	–	3,87	5,17	–	–	20,00
7729	7,43	–	2,48	7,43	–	–	100,00
7732	17,61	–	11,74	17,61	73,38	41,67	75,00
7733	4,27	–	2,14	4,27	–	–	50,00
7739	10,41	–	8,43	8,92	–	–	57,14
7740	–	–	–	–	–	–	–
7810	7,02	0,54	1,62	7,02	–	–	53,85
7820	9,35	0,11	2,74	8,10	–	–	52,44
7830	14,42	–	7,52	13,79	–	–	65,22
7911	1,81	–	0,45	1,81	–	–	37,50
7990	–	–	–	–	–	–	–
8011	7,10	0,09	1,63	6,84	11,64	16,39	41,39
8012	34,49	1,05	20,01	33,97	52,66	15,27	53,44
8020	9,66	–	5,12	9,66	18,95	19,61	62,75
8111	5,74	0,22	2,18	5,09	–	–	43,04
8112	7,40	0,13	5,47	6,91	4,49	6,06	43,03
8121	10,24	0,03	3,87	9,43	–	–	31,75
8122	9,10	–	5,06	9,10	–	–	66,67
8129	13,23	–	8,24	10,10	–	–	48,25
8130	10,35	–	1,15	10,35	–	–	44,44
8211	4,02	–	2,30	4,13	–	–	54,29

Capítulo 82 - Rio Grande do Sul

82.1 - Indicadores de acidentes do trabalho, segundo a Classificação Nacional de Atividades Econômicas (CNAE), dos estabelecimentos localizados no estado do Rio Grande do Sul - 2015

(conclusão)

CNAE	INDICADORES DE ACIDENTES DO TRABALHO						
	Incidência (por 1.000 vínculos)	Incidência de Doenças Ocupacionais (por 1.000 vínculos)	Incidência de Acidentes Típicos (por 1.000 vínculos)	Incidência de Incapacidade Temporária (por 1.000 vínculos)	Taxa de Mortalidade (por 100.000 vínculos)	Taxa de Letalidade (por 1.000 acidentes)	Acidentalidade para a faixa 16 a 34 anos (por 100 acidentes)
8219	3,83	–	2,34	3,83	–	–	50,00
8220	2,14	0,10	0,41	2,04	–	–	66,67
8230	5,61	0,94	3,28	5,61	–	–	33,33
8291	5,47	0,22	1,09	5,25	–	–	48,00
8292	7,85	–	7,85	7,85	–	–	–
8299	9,65	0,23	4,74	6,89	–	–	60,23
8411	5,68	0,04	3,87	4,38	1,67	2,93	25,66
8412	1,49	0,04	0,18	1,45	–	–	14,63
8413	13,10	–	13,10	13,10	–	–	33,33
8423	2,90	–	2,90	2,90	–	–	–
8424	5,47	–	5,47	3,64	–	–	–
8511	36,46	–	3,14	36,16	–	–	33,42
8512	4,20	–	2,49	3,73	–	–	33,33
8513	5,06	0,09	2,93	4,35	–	–	43,86
8520	6,85	0,07	4,87	6,42	–	–	34,02
8531	8,12	0,05	5,38	6,83	–	–	47,02
8532	12,60	0,13	8,81	10,38	–	–	41,45
8533	1,32	–	1,32	1,32	–	–	–
8541	3,01	–	3,01	3,01	–	–	33,33
8542	9,60	–	3,20	6,40	–	–	–
8550	5,26	–	3,94	5,26	–	–	50,00
8591	7,73	–	7,73	7,73	–	–	100,00
8592	–	–	–	–	–	–	–
8593	1,10	–	0,83	1,10	–	–	25,00
8599	7,03	–	4,30	5,77	–	–	54,26
8610	76,61	0,74	60,68	35,97	1,93	0,25	43,97
8621	21,26	–	10,63	14,17	–	–	50,00
8622	–	–	–	–	–	–	–
8630	17,23	0,40	13,46	9,11	–	–	41,38
8640	17,05	0,23	12,98	7,59	–	–	67,43
8650	1,47	–	0,73	1,28	–	–	75,00
8660	46,39	0,88	35,01	19,26	87,53	18,87	56,60
8690	35,94	0,25	30,45	8,49	–	–	57,64
8711	9,28	0,91	4,98	9,06	–	–	31,71
8712	12,58	4,19	–	12,58	–	–	66,67
8720	8,08	–	4,04	8,08	–	–	25,00
8730	22,47	0,43	15,56	18,37	–	–	17,31
8800	14,20	0,11	9,02	12,51	–	–	39,68
9001	2,25	–	–	2,25	–	–	–
9101	–	–	–	–	–	–	–
9103	80,59	8,48	50,90	63,63	–	–	36,84
9311	12,80	–	12,80	4,27	–	–	33,33
9312	8,12	0,15	5,56	6,62	–	–	44,44
9313	2,97	–	1,08	2,43	–	–	81,82
9319	19,36	–	16,38	17,87	–	–	76,92
9321	15,21	–	13,04	13,04	–	–	50,00
9329	1,90	–	1,26	1,90	–	–	33,33
9411	1,86	–	0,93	1,40	–	–	75,00
9412	10,48	–	2,33	10,48	–	–	22,22
9420	6,76	0,58	3,88	6,33	–	–	42,55
9430	5,97	0,34	3,79	5,10	–	–	34,96
9491	8,95	0,16	5,91	7,35	–	–	17,86
9492	17,26	–	–	17,26	–	–	30,00
9493	–	–	–	–	–	–	–
9499	15,74	–	13,99	13,56	–	–	61,11
9511	5,24	–	2,62	5,24	–	–	90,00
9512	5,70	–	5,70	5,70	–	–	100,00
9521	7,38	–	4,03	7,38	–	–	81,82
9529	6,72	–	4,89	6,11	–	–	63,64
9601	13,13	–	10,04	12,75	–	–	58,82
9602	1,00	0,33	–	1,00	–	–	66,67
9603	9,26	–	6,94	9,26	–	–	37,50
9609	2,21	–	1,53	2,21	–	–	46,15
9700	0,28	–	0,28	0,14	–	–	–
Outros(1)	71,87	–	15,76	70,54	26,72	3,72	44,98

Fonte: DATAPREV, CAT, SUB, CNIS.

Notas: 1. Os dados são preliminares, estando sujeitos a correções.
2. As atividades econômicas que apresentam valores zerados para os indicadores são aquelas onde não ocorreram acidentes no período.

(1) Englobam as atividades que possuíam número médio de vínculos no ano menor que 100.

Capítulo 82 - Rio Grande do Sul

82.2 - Indicadores de acidentes do trabalho, segundo a Classificação Nacional de Atividades Econômicas (CNAE), dos estabelecimentos localizados no estado do Rio Grande do Sul - 2016

(continua)

CNAE	INDICADORES DE ACIDENTES DO TRABALHO						
	Incidência (por 1.000 vínculos)	Incidência de Doenças Ocupacionais (por 1.000 vínculos)	Incidência de Acidentes Típicos (por 1.000 vínculos)	Incidência de Incapacidade Temporária (por 1.000 vínculos)	Taxa de Mortalidade (por 100.000 vínculos)	Taxa de Letalidade (por 1.000 acidentes)	Acidentalidade para a faixa 16 a 34 anos (por 100 acidentes)
TOTAL	**19,48**	**0,42**	**12,07**	**15,92**	**5,53**	**2,84**	**45,28**
0111	6,70	0,15	5,22	6,60	19,70	29,41	34,56
0115	13,44	–	12,35	13,80	36,33	27,03	21,62
0116	–	–	–	–	–	–	–
0121	95,81	–	7,77	94,77	–	–	37,84
0122	3,25	–	1,62	3,25	–	–	100,00
0131	19,67	–	19,67	19,67	–	–	75,00
0132	1,68	–	1,68	1,68	–	–	–
0133	9,34	–	8,40	8,99	–	–	40,51
0139	42,88	–	8,58	42,88	71,47	16,67	33,33
0141	39,85	–	37,99	39,23	124,55	31,25	31,25
0151	4,58	–	4,47	4,58	–	–	30,23
0152	9,23	–	9,23	9,23	–	–	20,00
0153	7,78	–	7,78	7,78	–	–	–
0154	16,92	–	15,55	16,01	45,73	27,03	37,84
0155	13,11	0,19	10,22	10,60	19,28	14,71	42,65
0159	3,26	–	3,26	3,26	–	–	–
0161	6,46	–	5,67	6,38	7,88	12,20	45,12
0162	16,64	–	10,81	16,64	–	–	25,00
0163	14,43	–	12,99	14,43	–	–	20,00
0210	21,54	–	18,49	19,20	–	–	44,57
0220	5,02	–	5,02	5,02	–	–	66,67
0230	19,11	–	17,29	17,29	45,50	23,81	61,90
0311	5,18	–	5,18	5,18	–	–	–
0322	–	–	–	–	–	–	–
0500	57,42	2,67	44,06	33,38	–	–	13,95
0810	17,63	–	14,75	17,43	–	–	27,17
0892	46,63	–	31,09	46,63	–	–	83,33
0899	4,75	–	4,75	4,75	–	–	100,00
0990	9,17	–	9,17	–	–	–	–
1011	86,99	5,82	73,36	75,96	–	–	60,68
1012	46,37	1,84	37,62	30,45	2,45	0,53	54,15
1013	35,18	2,72	28,79	30,54	–	–	47,27
1020	14,51	–	11,87	14,51	–	–	27,27
1031	7,19	–	5,14	6,68	–	–	64,29
1032	35,23	–	28,19	35,23	–	–	60,00
1033	24,23	0,90	18,84	23,33	–	–	55,56
1041	41,32	–	33,92	33,30	61,67	14,93	51,49
1051	35,82	–	26,69	26,69	–	–	62,75
1052	36,55	–	30,35	29,94	13,49	3,69	56,83
1053	11,05	–	8,68	10,26	–	–	57,14
1061	17,42	0,20	13,98	16,64	–	–	48,02
1062	16,64	–	11,37	16,09	–	–	58,33
1066	23,63	0,43	17,99	20,81	–	–	50,46
1069	42,84	–	36,89	36,29	–	–	41,67
1081	5,66	–	5,66	5,66	–	–	100,00
1091	10,11	0,22	7,88	9,89	5,59	5,52	56,91
1092	20,08	0,39	14,29	17,77	–	–	69,23
1093	20,60	–	16,28	19,33	–	–	50,62
1094	10,95	–	8,63	10,95	–	–	60,61
1095	6,51	–	6,51	6,51	–	–	100,00
1096	16,30	–	11,86	14,82	–	–	36,36
1099	13,43	0,17	10,28	11,94	–	–	54,32
1111	7,88	–	5,26	7,88	–	–	–
1112	13,38	–	10,83	13,06	–	–	40,48
1113	19,21	–	14,82	13,72	–	–	57,14
1121	33,14	–	25,25	29,98	–	–	66,67
1122	48,14	–	34,52	41,33	–	–	62,44
1210	16,17	0,97	11,33	14,09	–	–	38,46
1220	10,56	–	6,89	7,35	45,92	43,48	34,78
1312	6,76	–	–	6,76	–	–	–
1313	34,01	1,36	27,21	34,01	–	–	24,00
1322	9,10	–	9,10	9,10	–	–	–
1323	8,71	–	4,36	8,71	–	–	75,00
1330	10,61	–	9,28	9,94	–	–	31,25
1340	20,28	–	15,77	19,15	–	–	83,33
1351	6,18	–	3,09	6,18	–	–	33,33
1352	8,81	–	–	8,81	–	–	100,00
1353	13,37	–	10,70	13,37	–	–	60,00
1354	25,21	–	20,76	20,02	74,13	29,41	64,71
1359	10,88	–	9,33	9,33	–	–	66,67
1411	3,34	–	1,85	2,97	–	–	22,22
1412	5,01	0,21	3,03	4,16	7,05	14,08	53,52
1413	1,67	–	0,84	1,67	–	–	50,00
1414	9,75	–	5,57	9,75	–	–	42,86
1422	2,64	–	1,88	1,88	–	–	42,86
1510	12,62	–	10,07	12,30	–	–	44,54
1521	3,33	–	2,22	3,33	–	–	44,44
1529	7,73	–	5,91	7,73	–	–	41,18
1531	5,66	0,02	3,60	5,42	–	–	50,56
1532	9,11	–	4,77	9,11	–	–	47,62

Capítulo 82 - Rio Grande do Sul

82.2 - Indicadores de acidentes do trabalho, segundo a Classificação Nacional de Atividades Econômicas (CNAE), dos estabelecimentos localizados no estado do Rio Grande do Sul - 2016

(continuação)

CNAE	INDICADORES DE ACIDENTES DO TRABALHO						
	Incidência (por 1.000 vínculos)	Incidência de Doenças Ocupacionais (por 1.000 vínculos)	Incidência de Acidentes Típicos (por 1.000 vínculos)	Incidência de Incapacidade Temporária (por 1.000 vínculos)	Taxa de Mortalidade (por 100.000 vínculos)	Taxa de Letalidade (por 1.000 acidentes)	Acidentalidade para a faixa 16 a 34 anos (por 100 acidentes)
1533	13,83	–	8,66	11,55	11,11	8,03	58,23
1539	8,85	–	5,09	7,51	–	–	48,48
1540	9,44	0,10	7,03	8,94	–	–	55,32
1610	22,04	–	20,90	22,04	28,62	12,99	49,35
1621	35,29	1,20	33,50	30,51	–	–	54,24
1622	19,03	–	17,23	18,26	25,71	13,51	39,19
1623	25,74	–	23,68	24,71	–	–	40,00
1629	51,26	–	47,31	34,70	–	–	70,77
1710	72,61	1,05	70,51	31,57	–	–	60,87
1721	47,69	–	41,19	39,02	–	–	56,82
1731	9,85	–	6,56	9,19	–	–	73,33
1732	7,50	–	5,46	7,50	–	–	36,36
1733	15,98	–	12,27	15,24	–	–	62,79
1741	14,16	–	10,00	13,33	–	–	58,82
1742	30,91	1,10	26,49	27,60	–	–	57,14
1749	28,18	–	28,18	28,18	–	–	78,57
1811	10,79	–	8,10	9,44	–	–	25,00
1813	6,68	–	5,85	6,68	–	–	46,88
1821	2,88	–	1,44	2,88	–	–	50,00
1822	7,81	–	5,21	7,81	–	–	83,33
1830	–	–	–	–	–	–	–
1921	24,92	–	19,79	16,86	–	–	38,24
1922	34,02	–	24,30	29,16	–	–	42,86
1932	15,74	–	13,49	15,74	–	–	64,29
2013	29,75	0,28	26,38	14,59	28,06	9,43	51,89
2014	11,80	–	11,80	7,87	–	–	–
2019	36,78	–	27,59	32,18	–	–	50,00
2021	10,41	–	10,41	1,30	–	–	37,50
2029	33,35	0,90	30,64	25,23	–	–	35,14
2031	12,14	–	12,14	1,73	–	–	64,29
2033	34,13	–	34,13	9,75	–	–	42,86
2040	13,81	–	13,81	13,81	–	–	50,00
2051	29,40	–	29,40	25,20	–	–	57,14
2052	10,82	–	10,82	10,82	–	–	50,00
2061	18,31	–	12,74	17,51	–	–	60,87
2062	10,98	–	8,24	8,24	–	–	75,00
2063	17,02	0,74	14,06	15,54	74,02	43,48	56,52
2071	9,76	0,65	5,21	7,81	–	–	53,33
2073	22,00	–	22,00	22,00	–	–	33,33
2091	20,32	–	11,95	17,93	–	–	58,82
2093	17,35	–	17,35	8,67	–	–	25,00
2099	13,32	–	12,11	12,11	–	–	59,09
2121	14,74	–	10,26	14,74	–	–	60,87
2122	26,13	–	22,40	11,20	–	–	57,14
2211	35,54	4,05	22,13	25,56	–	–	50,88
2212	9,81	–	7,35	8,99	–	–	66,67
2219	20,72	0,59	13,61	19,53	–	–	61,90
2221	29,00	–	26,15	25,59	–	–	52,94
2222	22,36	0,33	18,52	17,19	–	–	55,97
2229	20,73	0,17	17,07	19,96	5,54	2,67	55,88
2311	55,75	–	47,79	57,35	–	–	45,71
2312	19,68	–	9,84	19,68	–	–	50,00
2319	25,84	–	21,08	24,48	–	–	63,16
2320	53,57	–	50,22	23,44	–	–	31,25
2330	17,41	0,40	14,37	16,35	26,37	15,15	57,58
2341	–	–	–	–	–	–	–
2342	15,91	–	11,45	15,63	–	–	47,37
2349	12,70	–	7,05	9,88	–	–	77,78
2391	13,95	0,40	10,37	13,16	–	–	60,00
2392	15,63	–	13,68	15,63	–	–	37,50
2399	15,84	–	10,08	15,84	–	–	72,73
2423	19,72	0,90	12,55	8,96	–	–	52,27
2424	20,35	–	20,35	20,35	–	–	40,00
2431	5,63	2,81	2,81	5,63	–	–	–
2439	29,42	–	24,07	26,74	–	–	36,36
2441	24,05	–	19,24	21,64	–	–	50,00
2449	22,40	–	18,32	22,40	–	–	27,27
2451	50,87	1,74	42,73	40,70	–	–	53,71
2452	10,55	1,32	6,59	10,55	–	–	12,50
2511	27,55	0,56	23,05	17,43	18,74	6,80	55,10
2512	17,11	0,49	12,50	16,45	–	–	56,73
2521	43,32	1,31	36,76	35,44	–	–	45,45
2531	52,15	2,59	37,92	43,53	–	–	46,28
2532	13,96	0,48	8,67	13,48	–	–	51,72
2539	19,73	0,21	13,64	18,68	–	–	48,94
2541	25,02	0,78	20,33	17,01	–	–	44,53
2542	19,23	0,46	16,03	17,86	–	–	52,38
2543	23,68	1,38	18,84	14,17	–	–	46,72
2550	44,30	2,77	26,99	40,84	69,21	15,63	45,31
2591	59,02	1,66	47,38	36,57	–	–	53,52
2592	27,04	1,02	22,45	23,98	–	–	50,94

Capítulo 82 - Rio Grande do Sul

82.2 - Indicadores de acidentes do trabalho, segundo a Classificação Nacional de Atividades Econômicas (CNAE), dos estabelecimentos localizados no estado do Rio Grande do Sul - 2016

(continuação)

CNAE	INDICADORES DE ACIDENTES DO TRABALHO						
	Incidência (por 1.000 vínculos)	Incidência de Doenças Ocupacionais (por 1.000 vínculos)	Incidência de Acidentes Típicos (por 1.000 vínculos)	Incidência de Incapacidade Temporária (por 1.000 vínculos)	Taxa de Mortalidade (por 100.000 vínculos)	Taxa de Letalidade (por 1.000 acidentes)	Acidentalidade para a faixa 16 a 34 anos (por 100 acidentes)
2593	18,97	–	14,89	17,05	48,02	25,32	53,16
2599	17,82	0,48	14,25	15,22	–	–	50,81
2610	15,33	0,72	10,78	14,37	–	–	70,31
2622	49,46	2,60	39,92	48,60	–	–	63,16
2631	9,38	–	9,38	9,38	–	–	33,33
2632	89,63	–	1,69	23,68	–	–	56,60
2640	10,79	2,94	6,87	9,81	–	–	45,45
2651	11,28	–	8,12	9,93	–	–	52,00
2660	13,51	–	–	13,51	–	–	50,00
2670	24,29	–	16,19	20,24	–	–	33,33
2710	12,38	–	10,20	8,01	72,83	58,82	52,94
2722	30,34	–	23,60	30,34	–	–	55,56
2731	11,71	0,84	7,53	9,62	–	–	39,29
2732	22,72	3,34	16,71	17,37	–	–	55,88
2733	28,44	–	25,86	28,44	–	–	36,36
2740	16,94	–	11,86	16,94	–	–	70,00
2751	25,36	3,38	8,45	25,36	169,06	66,67	20,00
2759	13,71	5,88	7,83	11,75	–	–	57,14
2790	10,46	2,20	5,51	10,46	–	–	42,11
2811	19,03	–	19,03	19,03	–	–	50,00
2812	15,73	1,50	12,73	14,98	–	–	38,10
2813	15,20	0,89	10,73	10,73	–	–	41,18
2815	23,70	–	12,29	21,95	–	–	62,96
2821	17,93	–	17,93	14,35	–	–	80,00
2822	26,84	1,02	21,72	23,36	–	–	48,85
2823	30,23	3,25	22,75	28,93	–	–	53,76
2824	51,95	22,92	25,98	42,79	–	–	17,65
2825	8,04	–	8,04	8,04	–	–	–
2829	17,54	0,24	13,51	16,35	–	–	48,65
2831	18,97	4,86	12,16	14,11	–	–	28,21
2833	33,13	1,49	27,92	27,50	4,65	1,40	55,62
2840	19,93	–	17,68	14,59	–	–	47,89
2851	19,67	–	19,67	9,84	–	–	100,00
2854	11,54	–	6,59	11,54	–	–	71,43
2861	15,02	–	12,01	13,02	–	–	73,33
2862	22,14	1,85	16,30	21,22	–	–	43,06
2864	9,51	0,68	8,15	9,51	–	–	50,00
2865	51,31	6,41	44,90	51,31	–	–	37,50
2866	9,07	–	6,05	9,07	–	–	33,33
2869	20,62	0,47	17,10	18,51	–	–	47,73
2910	32,85	8,62	16,42	20,12	–	–	47,50
2920	9,66	–	6,44	8,05	–	–	66,67
2930	47,30	2,07	42,95	42,43	–	–	44,93
2941	20,52	0,89	14,27	10,71	–	–	73,91
2942	81,93	8,54	63,90	29,42	–	–	47,10
2943	49,13	1,98	43,48	39,81	28,24	5,75	52,30
2944	22,23	2,22	16,67	22,23	–	–	45,00
2945	40,21	4,02	24,12	24,12	–	–	75,00
2949	30,97	1,58	24,23	27,81	–	–	59,18
2950	4,25	–	2,12	4,25	–	–	100,00
3011	33,35	2,73	21,19	16,68	–	–	54,92
3012	23,38	–	19,49	19,49	–	–	83,33
3092	–	–	–	–	–	–	–
3099	21,91	5,48	5,48	21,91	–	–	25,00
3101	16,81	0,50	13,40	15,45	–	–	54,72
3102	13,91	1,03	10,31	12,88	–	–	51,85
3103	21,15	–	15,86	19,16	–	–	65,63
3104	15,37	2,10	8,38	13,27	–	–	68,18
3211	3,17	–	1,90	2,22	–	–	80,00
3212	–	–	–	–	–	–	–
3220	19,83	–	19,83	19,83	–	–	50,00
3230	13,71	–	2,74	13,71	–	–	60,00
3240	13,96	–	11,17	13,96	–	–	40,00
3250	11,02	–	8,08	10,65	–	–	66,67
3291	17,95	0,44	15,32	17,51	–	–	60,98
3292	5,91	–	4,43	4,43	–	–	75,00
3299	13,75	–	10,56	12,52	–	–	57,14
3311	42,57	8,51	21,28	38,31	–	–	90,00
3312	2,55	–	1,27	1,27	–	–	50,00
3313	11,50	0,88	4,42	9,73	–	–	84,62
3314	17,32	0,27	14,12	15,19	–	–	69,23
3316	93,30	12,79	66,97	79,76	–	–	32,26
3319	23,26	–	18,61	20,93	–	–	50,00
3321	19,59	0,85	14,48	17,03	–	–	56,52
3329	15,25	–	10,17	15,25	–	–	55,56
3511	25,81	2,02	19,23	20,24	–	–	41,18
3512	8,20	–	7,03	4,10	–	–	42,86
3514	22,95	0,13	17,37	11,79	12,68	5,52	46,41
3520	9,84	–	9,84	9,84	–	–	50,00
3600	38,73	–	32,31	24,23	32,97	8,51	28,94
3702	29,44	–	19,62	29,44	–	–	58,33

Capítulo 82 - Rio Grande do Sul

82.2 - Indicadores de acidentes do trabalho, segundo a Classificação Nacional de Atividades Econômicas (CNAE), dos estabelecimentos localizados no estado do Rio Grande do Sul - 2016

(continuação)

CNAE	INDICADORES DE ACIDENTES DO TRABALHO						
	Incidência (por 1.000 vínculos)	Incidência de Doenças Ocupacionais (por 1.000 vínculos)	Incidência de Acidentes Típicos (por 1.000 vínculos)	Incidência de Incapacidade Temporária (por 1.000 vínculos)	Taxa de Mortalidade (por 100.000 vínculos)	Taxa de Letalidade (por 1.000 acidentes)	Acidentalidade para a faixa 16 a 34 anos (por 100 acidentes)
3811	66,58	0,93	59,14	64,35	18,60	2,79	57,54
3812	34,65	–	34,65	29,70	–	–	71,43
3821	7,24	–	7,24	7,24	–	–	66,67
3822	33,24	–	33,24	26,59	–	–	40,00
3831	44,36	1,71	39,24	40,94	–	–	80,77
3832	11,23	–	9,99	11,23	–	–	55,56
3839	30,13	–	24,81	28,36	–	–	58,82
4110	23,09	0,24	19,87	21,48	8,04	3,48	47,39
4120	14,83	0,15	11,08	13,92	8,81	5,94	43,54
4211	22,83	0,21	19,02	21,77	42,27	18,52	39,81
4212	22,89	–	21,91	8,04	24,35	10,64	57,45
4213	15,45	–	13,82	15,45	–	–	47,37
4221	31,63	–	19,27	30,27	27,15	8,58	40,34
4222	12,90	–	11,06	10,14	–	–	42,86
4292	16,31	–	14,39	10,32	–	–	58,82
4299	18,20	–	12,74	16,74	–	–	52,00
4311	9,44	–	6,29	9,44	–	–	33,33
4313	8,35	0,33	6,35	8,02	–	–	40,00
4319	4,84	–	3,23	4,84	–	–	33,33
4321	14,67	0,14	10,73	12,36	13,58	9,26	56,48
4322	15,60	–	8,79	13,61	–	–	61,82
4329	13,50	–	9,00	11,25	–	–	54,76
4330	6,79	0,23	5,15	6,56	11,71	17,24	51,72
4391	13,84	–	11,54	13,84	–	–	50,00
4399	11,63	0,10	8,80	10,80	–	–	41,44
4511	8,48	0,18	6,14	7,58	6,01	7,09	50,35
4512	12,84	–	3,67	12,84	–	–	28,57
4520	9,75	0,30	7,16	9,45	14,77	15,15	46,21
4530	8,32	0,14	6,16	7,67	10,81	12,99	61,04
4541	8,10	–	4,05	8,47	–	–	50,00
4543	5,74	–	–	5,74	–	–	–
4611	26,34	–	24,14	26,34	–	–	41,67
4612	11,24	–	11,24	11,24	–	–	–
4613	–	–	–	–	–	–	–
4614	–	–	–	–	–	–	–
4615	6,00	–	6,00	6,00	–	–	–
4616	–	–	–	–	–	–	–
4617	9,15	–	1,53	9,15	–	–	100,00
4618	4,35	–	2,18	4,35	–	–	50,00
4619	1,89	–	–	1,89	–	–	100,00
4622	12,80	–	11,20	12,45	–	–	52,78
4623	15,06	–	11,86	13,99	–	–	55,56
4631	13,45	–	10,57	13,45	–	–	78,57
4632	15,21	–	12,47	14,91	30,42	20,00	42,00
4633	5,01	–	2,50	5,01	–	–	68,75
4634	11,64	–	8,99	11,11	–	–	50,00
4635	31,00	–	21,79	26,49	–	–	74,55
4636	2,94	–	1,47	3,67	73,39	250,00	25,00
4637	12,34	0,27	7,13	11,79	–	–	53,33
4639	10,95	–	7,34	10,18	–	–	64,71
4641	5,95	–	4,46	5,95	–	–	100,00
4642	3,61	–	1,35	3,16	–	–	75,00
4643	16,41	–	7,29	16,41	–	–	66,67
4644	12,56	–	7,32	11,72	–	–	66,67
4645	3,14	–	1,05	2,62	–	–	50,00
4646	6,51	–	1,63	5,97	–	–	66,67
4647	7,69	–	4,27	7,69	–	–	55,56
4649	4,70	0,26	2,09	4,70	–	–	50,00
4651	3,19	–	1,06	3,19	–	–	66,67
4652	7,63	–	6,10	7,63	–	–	80,00
4661	16,55	0,31	13,79	14,71	–	–	55,56
4662	7,75	–	7,75	7,75	–	–	–
4663	8,67	–	4,34	7,23	48,18	55,56	50,00
4664	3,12	–	–	3,12	–	–	100,00
4665	4,88	1,22	1,22	3,66	–	–	25,00
4669	5,64	–	2,82	4,70	–	–	50,00
4671	16,73	–	15,69	15,69	–	–	56,25
4672	12,37	–	11,52	11,09	–	–	75,86
4673	8,74	–	5,00	8,74	–	–	100,00
4674	18,76	–	18,76	18,76	–	–	100,00
4679	9,89	–	6,60	9,34	–	–	44,44
4681	11,65	–	8,11	10,64	–	–	60,87
4682	25,63	–	17,75	11,83	–	–	65,38
4683	4,68	–	3,51	4,29	–	–	75,00
4684	3,65	1,22	2,43	3,65	–	–	–
4685	26,51	1,02	23,46	22,44	–	–	34,62
4686	11,04	–	8,83	11,04	–	–	70,00
4687	22,35	–	18,40	20,16	43,82	19,61	49,02
4689	17,99	0,22	13,22	15,60	–	–	49,40
4691	31,94	–	26,32	30,53	35,09	10,99	49,45
4692	12,67	–	9,50	12,67	–	–	58,33

Capítulo 82 - Rio Grande do Sul

82.2 - Indicadores de acidentes do trabalho, segundo a Classificação Nacional de Atividades Econômicas (CNAE), dos estabelecimentos localizados no estado do Rio Grande do Sul - 2016

(continuação)

CNAE	INDICADORES DE ACIDENTES DO TRABALHO						
	Incidência (por 1.000 vínculos)	Incidência de Doenças Ocupacionais (por 1.000 vínculos)	Incidência de Acidentes Típicos (por 1.000 vínculos)	Incidência de Incapacidade Temporária (por 1.000 vínculos)	Taxa de Mortalidade (por 100.000 vínculos)	Taxa de Letalidade (por 1.000 acidentes)	Acidentalidade para a faixa 16 a 34 anos (por 100 acidentes)
4693	19,11	0,70	14,94	17,03	–	–	65,45
4711	19,36	0,13	13,62	18,61	1,06	0,55	63,45
4712	4,70	0,04	3,42	4,58	–	–	62,71
4713	4,56	–	2,69	4,35	–	–	56,82
4721	5,33	0,20	3,72	5,23	20,12	37,74	45,28
4722	4,63	0,66	2,98	3,97	–	–	64,29
4723	8,10	–	3,33	7,15	47,64	58,82	82,35
4724	3,34	–	2,93	2,93	–	–	75,00
4729	6,53	0,33	4,90	6,20	–	–	42,50
4731	6,36	0,10	3,50	6,20	3,33	5,24	58,12
4732	–	–	–	–	–	–	–
4741	5,87	–	4,24	5,87	–	–	55,56
4742	8,22	–	6,47	7,97	24,90	30,30	51,52
4743	9,26	–	7,16	9,26	–	–	77,27
4744	8,61	0,06	6,44	7,94	16,95	19,67	50,49
4751	2,40	0,24	1,08	2,40	–	–	70,00
4752	5,63	–	2,53	4,79	–	–	50,00
4753	6,85	0,19	4,13	6,26	–	–	67,92
4754	4,45	–	3,42	4,32	–	–	69,57
4755	2,02	–	1,01	2,02	–	–	60,00
4756	3,64	–	–	3,64	–	–	100,00
4757	8,61	–	6,08	6,58	–	–	70,59
4759	9,81	–	7,32	9,12	–	–	63,38
4761	1,87	–	0,72	1,87	14,41	76,92	53,85
4762	–	–	–	–	–	–	–
4763	2,62	–	1,67	2,38	–	–	63,64
4771	6,14	0,10	3,97	5,00	–	–	67,23
4772	2,39	–	1,19	2,39	–	–	70,00
4773	2,45	–	–	2,45	–	–	100,00
4774	1,63	–	1,08	1,36	–	–	33,33
4781	3,90	0,04	2,07	3,66	2,15	5,52	71,27
4782	6,45	–	3,96	6,11	8,60	13,33	81,33
4783	2,39	–	0,30	2,09	–	–	75,00
4784	9,93	0,40	7,15	9,13	39,71	40,00	64,00
4785	5,96	–	2,98	5,96	–	–	100,00
4789	5,78	0,07	4,18	5,43	3,48	6,02	60,24
4911	21,20	–	15,31	11,78	–	–	50,00
4912	52,60	0,94	44,15	45,09	93,93	17,86	30,36
4921	41,77	0,53	33,52	41,53	3,53	0,84	26,35
4922	9,11	–	5,52	8,97	13,80	15,15	36,36
4923	4,21	–	2,53	4,21	–	–	60,00
4924	4,20	–	2,40	4,20	–	–	14,29
4929	4,32	–	2,95	3,93	19,64	45,45	36,36
4930	14,04	0,11	10,77	12,66	16,77	11,95	50,09
4940	–	–	–	–	–	–	–
5021	32,06	–	30,46	27,25	–	–	30,00
5030	24,58	–	18,43	24,58	–	–	50,00
5091	9,27	–	–	9,27	–	–	100,00
5111	14,76	1,02	9,16	15,27	50,91	34,48	37,93
5211	20,31	–	11,93	19,67	64,49	31,75	57,14
5212	20,81	–	5,55	20,34	46,24	22,22	55,56
5221	28,66	1,10	15,43	24,25	–	–	69,23
5222	6,97	–	2,79	6,97	–	–	20,00
5223	13,86	0,47	9,40	13,39	–	–	66,10
5229	15,06	0,89	12,40	13,29	88,57	58,82	29,41
5231	17,11	–	11,40	5,70	–	–	42,86
5232	43,24	1,08	34,59	32,43	–	–	57,50
5239	9,61	–	6,41	9,61	–	–	–
5240	23,67	–	11,83	20,02	–	–	46,15
5250	9,91	–	6,61	6,24	–	–	66,67
5310	76,46	8,74	56,06	58,86	–	–	20,27
5320	20,60	–	10,77	21,07	–	–	54,55
5510	9,22	0,18	6,11	8,34	5,87	6,37	36,31
5590	8,86	–	4,77	8,18	–	–	23,08
5611	7,53	0,10	5,19	7,23	1,42	1,89	57,36
5612	–	–	–	–	–	–	–
5620	24,22	0,09	18,04	19,10	8,84	3,65	33,58
5811	5,39	–	–	5,39	–	–	100,00
5812	10,92	–	8,74	9,83	–	–	50,00
5813	4,88	–	–	4,88	–	–	–
5819	–	–	–	–	–	–	–
5821	17,24	–	11,49	11,49	–	–	83,33
5822	9,75	–	5,69	8,93	–	–	30,56
5829	5,97	–	3,32	5,31	–	–	44,44
5911	–	–	–	–	–	–	–
5914	8,23	–	4,11	8,23	–	–	83,33
5920	–	–	–	–	–	–	–
6010	1,12	–	0,74	0,56	–	–	33,33
6021	5,27	–	3,38	2,63	–	–	71,43
6110	16,83	0,75	12,34	16,08	–	–	55,56
6120	14,87	0,35	7,79	14,87	35,41	23,81	71,43

Capítulo 82 - Rio Grande do Sul

82.2 - Indicadores de acidentes do trabalho, segundo a Classificação Nacional de Atividades Econômicas (CNAE), dos estabelecimentos localizados no estado do Rio Grande do Sul - 2016

(continuação)

CNAE	INDICADORES DE ACIDENTES DO TRABALHO						
	Incidência (por 1.000 vínculos)	Incidência de Doenças Ocupacionais (por 1.000 vínculos)	Incidência de Acidentes Típicos (por 1.000 vínculos)	Incidência de Incapacidade Temporária (por 1.000 vínculos)	Taxa de Mortalidade (por 100.000 vínculos)	Taxa de Letalidade (por 1.000 acidentes)	Acidentalidade para a faixa 16 a 34 anos (por 100 acidentes)
6190	10,89	–	9,72	10,50	–	–	71,43
6201	3,98	–	0,42	3,77	–	–	42,11
6202	2,00	–	0,86	2,29	–	–	100,00
6203	1,06	–	0,53	1,06	–	–	50,00
6204	1,55	–	1,03	1,29	–	–	50,00
6209	5,73	0,18	2,33	4,66	–	–	68,75
6311	4,93	–	2,05	3,49	20,55	41,67	50,00
6319	1,86	0,93	0,93	0,93	–	–	50,00
6391	31,05	–	–	31,05	–	–	33,33
6399	–	–	–	–	–	–	–
6421	21,28	5,69	13,02	12,47	–	–	33,62
6422	27,31	7,17	15,35	15,41	–	–	34,92
6423	3,10	0,31	1,55	2,48	–	–	10,00
6424	1,47	–	0,42	1,26	10,52	71,43	71,43
6431	2,94	2,94	–	2,94	–	–	–
6433	–	–	–	–	–	–	–
6434	5,64	5,64	–	5,64	–	–	–
6436	4,23	3,18	–	4,23	–	–	75,00
6462	5,36	–	3,06	4,59	–	–	42,86
6491	–	–	–	–	–	–	–
6493	–	–	–	–	–	–	–
6511	5,63	–	2,25	4,50	–	–	60,00
6512	1,42	1,42	–	1,42	–	–	100,00
6541	3,90	3,90	–	3,90	–	–	–
6542	2,87	–	2,87	2,87	–	–	–
6550	12,02	0,18	6,99	8,07	–	–	49,25
6612	3,55	–	–	3,55	–	–	100,00
6613	–	–	–	–	–	–	–
6619	5,07	–	1,01	5,07	–	–	100,00
6622	0,94	–	0,31	0,94	–	–	66,67
6629	6,97	–	3,49	6,97	–	–	–
6810	10,27	–	8,04	9,83	–	–	39,13
6821	4,38	–	2,09	4,38	–	–	56,52
6822	7,34	–	2,45	6,94	–	–	55,56
6911	1,80	–	0,72	1,53	9,00	50,00	40,00
6912	9,35	–	3,74	9,35	–	–	60,00
6920	1,42	0,05	0,54	1,18	–	–	68,97
7010	–	–	–	–	–	–	–
7020	2,39	0,34	0,68	2,39	–	–	57,14
7111	8,18	–	8,18	8,18	–	–	50,00
7112	22,11	0,13	16,35	19,89	26,17	11,83	52,66
7119	5,50	–	3,66	2,75	–	–	83,33
7120	10,69	–	5,83	9,72	–	–	100,00
7210	16,25	0,71	12,01	11,31	–	–	17,39
7220	–	–	–	–	–	–	–
7311	1,88	–	0,63	1,88	–	–	66,67
7312	6,88	–	3,44	6,88	–	–	100,00
7319	9,04	–	4,31	9,04	–	–	71,43
7320	39,09	–	15,64	31,27	–	–	40,00
7410	–	–	–	–	–	–	–
7420	2,02	–	–	2,02	–	–	66,67
7490	4,14	0,55	1,38	3,59	–	–	53,33
7500	4,88	–	–	4,88	–	–	100,00
7711	6,31	–	5,16	5,74	–	–	45,45
7719	7,58	–	–	7,58	–	–	–
7722	8,64	–	8,64	8,64	–	–	50,00
7723	8,21	–	5,47	6,84	–	–	50,00
7729	5,31	–	–	5,31	–	–	50,00
7732	20,73	–	11,23	16,41	–	–	58,33
7733	4,41	–	2,21	2,21	–	–	50,00
7739	11,86	–	9,39	10,38	–	–	58,33
7740	5,82	–	2,91	5,82	–	–	50,00
7810	7,00	–	1,08	7,00	–	–	30,77
7820	11,08	0,11	2,91	9,96	–	–	55,56
7830	30,27	–	17,43	19,26	–	–	36,36
7911	2,35	–	0,71	2,12	23,53	100,00	50,00
7990	–	–	–	–	–	–	–
8011	7,20	0,03	1,75	6,97	8,89	12,35	39,09
8012	28,15	0,28	17,06	25,03	–	–	47,47
8020	12,62	–	8,54	11,32	18,56	14,71	70,59
8111	6,03	–	1,44	5,67	7,18	11,90	33,33
8112	8,29	0,09	7,16	7,48	–	–	32,07
8121	10,12	0,07	3,74	9,29	–	–	28,28
8122	25,95	–	12,41	21,43	–	–	43,48
8129	17,91	–	10,84	15,11	12,18	6,80	38,10
8130	6,45	–	3,87	6,45	–	–	40,00
8211	3,88	0,13	2,33	3,36	–	–	36,67
8219	5,05	0,22	2,19	4,83	–	–	60,87
8220	4,28	0,50	1,39	4,28	–	–	70,59
8230	7,36	0,49	4,91	7,36	–	–	66,67

Capítulo 82 - Rio Grande do Sul

82.2 - Indicadores de acidentes do trabalho, segundo a Classificação Nacional de Atividades Econômicas (CNAE), dos estabelecimentos localizados no estado do Rio Grande do Sul - 2016

(conclusão)

CNAE	INDICADORES DE ACIDENTES DO TRABALHO						
	Incidência (por 1.000 vínculos)	Incidência de Doenças Ocupacionais (por 1.000 vínculos)	Incidência de Acidentes Típicos (por 1.000 vínculos)	Incidência de Incapacidade Temporária (por 1.000 vínculos)	Taxa de Mortalidade (por 100.000 vínculos)	Taxa de Letalidade (por 1.000 acidentes)	Acidentalidade para a faixa 16 a 34 anos (por 100 acidentes)
8291	3,67	–	0,24	3,42	–	–	60,00
8292	13,39	6,70	–	13,39	669,64	500,00	50,00
8299	9,82	0,06	5,81	6,55	–	–	61,49
8411	4,30	0,08	2,78	3,72	0,86	2,00	26,00
8412	1,99	–	0,29	1,95	–	–	12,96
8413	13,05	–	4,35	13,05	–	–	–
8423	10,77	2,69	5,38	8,08	–	–	75,00
8424	11,60	–	11,60	5,80	–	–	25,00
8511	25,10	0,19	3,31	24,81	–	–	29,84
8512	6,08	0,16	4,05	4,83	–	–	46,15
8513	5,53	–	4,13	5,18	–	–	30,16
8520	7,23	0,14	4,66	6,61	6,96	9,62	31,73
8531	7,72	0,06	5,51	6,83	5,51	7,14	47,14
8532	12,36	0,07	8,22	10,62	6,68	5,41	40,54
8533	–	–	–	–	–	–	–
8541	5,12	–	2,96	4,31	–	–	36,84
8542	2,85	–	2,85	2,85	284,90	1.000,00	–
8550	12,48	–	12,48	11,09	–	–	33,33
8591	4,07	–	–	4,07	–	–	100,00
8592	4,63	–	2,31	2,31	–	–	50,00
8593	0,83	–	0,28	0,55	–	–	66,67
8599	8,30	0,06	4,27	5,35	–	–	44,93
8610	76,12	0,97	58,55	37,03	3,91	0,51	43,74
8621	6,77	–	6,77	6,77	–	–	–
8622	14,11	–	7,05	14,11	–	–	100,00
8630	19,44	0,19	15,52	9,81	–	–	35,97
8640	19,88	0,32	15,46	9,86	–	–	63,89
8650	2,20	0,18	0,92	1,83	18,32	83,33	66,67
8660	62,64	2,85	50,30	18,98	–	–	43,94
8690	28,34	–	23,53	6,83	–	–	48,21
8711	8,26	0,21	5,29	7,41	21,17	25,64	30,77
8712	5,99	–	2,99	5,99	–	–	–
8720	13,81	–	11,84	7,89	–	–	28,57
8730	29,80	–	22,91	24,24	–	–	16,42
8800	13,43	0,12	9,84	12,39	–	–	37,93
9001	5,55	–	4,44	5,55	–	–	60,00
9101	–	–	–	–	–	–	–
9103	60,26	–	60,26	30,13	–	–	50,00
9311	20,91	–	16,72	16,72	–	–	40,00
9312	9,84	–	7,07	9,53	–	–	51,56
9313	3,73	–	2,13	3,46	–	–	57,14
9319	14,20	–	12,62	14,20	–	–	66,67
9321	20,70	–	18,53	19,61	–	–	68,42
9329	5,97	–	5,97	4,65	–	–	44,44
9411	6,95	–	5,46	4,96	–	–	14,29
9412	9,85	0,58	2,90	9,27	57,94	58,82	35,29
9420	9,77	1,01	6,32	8,91	14,37	14,71	39,71
9430	5,15	0,25	2,43	4,61	4,95	9,62	37,50
9491	7,63	–	5,88	6,68	–	–	39,58
9492	10,93	–	–	10,93	–	–	16,67
9493	–	–	–	–	–	–	–
9499	14,40	–	12,99	14,05	–	–	51,22
9511	5,75	0,57	2,30	5,75	–	–	70,00
9512	2,46	–	–	2,46	–	–	100,00
9521	7,01	–	6,31	6,31	–	–	30,00
9529	6,36	–	4,45	5,08	–	–	50,00
9601	8,31	–	5,93	8,31	–	–	28,57
9602	3,73	0,34	1,70	3,39	–	–	54,55
9603	5,28	–	2,93	4,10	–	–	33,33
9609	1,92	–	0,87	2,10	17,48	90,91	45,45
9700	14,63	–	7,31	14,63	–	–	–
Outros (1)	46,50	0,49	11,81	44,54	–	–	52,38

Fonte: DATAPREV, CAT, SUB, CNIS.

Notas: 1. Os dados são preliminares, estando sujeitos a correções.
2. As atividades econômicas que apresentam valores zerados para os indicadores são aquelas onde não ocorreram acidentes no período.

(1) Englobam as atividades que possuíam número médio de vínculos no ano menor que 100.

Capítulo 83 - Mato Grosso do Sul

83.1 - Indicadores de acidentes do trabalho, segundo a Classificação Nacional de Atividades Econômicas (CNAE), dos estabelecimentos localizados no estado do Mato Grosso do Sul - 2015

(continua)

CNAE	INDICADORES DE ACIDENTES DO TRABALHO						
	Incidência (por 1.000 vínculos)	Incidência de Doenças Ocupacionais (por 1.000 vínculos)	Incidência de Acidentes Típicos (por 1.000 vínculos)	Incidência de Incapacidade Temporária (por 1.000 vínculos)	Taxa de Mortalidade (por 100.000 vínculos)	Taxa de Letalidade (por 1.000 acidentes)	Acidentalidade para a faixa 16 a 34 anos (por 100 acidentes)
TOTAL	**17,60**	**0,36**	**10,92**	**14,54**	**7,80**	**4,43**	**52,51**
0111	4,10	–	2,15	4,29	–	–	38,10
0112	190,31	–	20,57	190,31	–	–	50,00
0113	19,35	–	17,34	14,72	20,16	10,42	63,54
0115	18,10	–	15,34	18,10	–	–	35,59
0116	–	–	–	–	–	–	–
0121	111,53	–	–	111,53	–	–	37,84
0139	9,10	–	9,10	9,10	303,18	333,33	33,33
0141	407,73	2,15	377,68	409,87	–	–	36,84
0151	9,62	0,03	8,95	9,42	2,93	3,05	45,73
0154	13,56	–	10,55	13,56	–	–	66,67
0155	12,58	–	11,68	10,78	–	–	64,29
0159	–	–	–	–	–	–	–
0161	4,08	–	2,99	3,67	–	–	56,67
0162	33,12	–	31,85	33,12	–	–	38,46
0163	15,72	–	15,72	15,72	–	–	50,00
0210	28,01	0,34	23,57	9,56	68,32	24,39	48,78
0220	7,35	–	5,51	7,35	–	–	25,00
0230	31,15	–	26,23	23,77	–	–	52,63
0322	43,37	–	30,36	43,37	–	–	30,00
0710	12,77	–	9,58	3,19	–	–	37,50
0810	21,34	–	17,92	21,34	–	–	32,00
0891	80,16	–	67,83	80,16	–	–	46,15
0899	8,39	–	8,39	8,39	–	–	100,00
1011	49,77	3,12	38,80	42,54	8,92	1,79	58,96
1012	33,72	5,38	23,65	16,13	19,55	5,80	54,20
1013	26,68	–	15,25	26,68	–	–	47,62
1032	36,06	9,02	27,05	36,06	–	–	–
1041	20,62	–	17,18	5,15	171,82	83,33	83,33
1042	30,40	–	22,80	15,20	379,99	125,00	–
1051	23,68	–	7,89	23,68	–	–	66,67
1052	76,87	–	71,30	35,65	–	–	60,87
1053	8,80	–	2,93	8,80	–	–	100,00
1061	–	–	–	–	–	–	–
1062	18,86	–	12,57	18,86	–	–	66,67
1065	15,28	–	12,22	15,28	–	–	50,00
1066	22,36	0,66	13,15	20,38	65,75	29,41	58,82
1069	–	–	–	–	–	–	–
1071	34,35	–	31,54	20,99	–	–	59,85
1081	–	–	–	–	–	–	–
1091	10,19	–	7,64	10,19	–	–	50,00
1092	27,23	–	25,53	5,11	–	–	62,50
1099	4,82	–	3,21	3,21	–	–	66,67
1121	20,67	–	20,67	20,67	–	–	100,00
1122	48,98	–	37,68	17,58	–	–	58,97
1311	28,34	–	24,79	24,79	–	–	75,00
1323	51,14	–	42,61	51,14	–	–	75,00
1351	16,50	–	11,00	16,50	–	–	72,22
1359	14,75	–	13,41	14,75	–	–	81,82
1411	10,54	–	2,43	10,54	–	–	69,23
1412	8,70	–	3,48	8,70	–	–	63,33
1413	24,82	–	3,10	24,82	–	–	68,75
1510	34,77	–	29,80	33,35	141,91	40,82	61,22
1529	8,40	–	–	8,40	–	–	100,00
1531	10,31	–	10,31	10,31	–	–	66,67
1532	–	–	–	–	–	–	–
1533	9,88	–	3,80	9,88	–	–	84,62
1539	6,91	–	6,91	6,91	–	–	50,00
1610	21,04	–	14,47	19,73	–	–	31,25
1621	36,54	–	29,23	36,54	–	–	40,00
1629	–	–	–	–	–	–	–
1710	25,26	–	21,08	11,64	21,96	8,70	60,87
1721	68,62	–	59,47	–	–	–	86,67
1733	8,21	–	8,21	4,11	–	–	50,00
1741	35,16	–	26,37	35,16	–	–	100,00
1749	26,57	1,16	21,95	27,72	–	–	73,91
1811	7,36	–	7,36	7,36	–	–	50,00
1813	3,83	–	3,83	3,83	–	–	100,00
1931	30,59	–	28,74	24,31	–	–	61,28
1932	35,45	–	26,59	35,45	–	–	–
2013	26,15	–	20,92	26,15	–	–	60,00
2071	12,72	–	8,48	12,72	–	–	–
2212	10,90	–	7,27	10,90	–	–	66,67
2221	36,98	–	–	36,98	–	–	100,00
2222	48,73	–	38,58	44,67	–	–	64,58
2229	22,03	–	16,84	20,73	–	–	70,59
2311	49,50	–	46,20	49,50	–	–	86,67
2320	4,16	–	4,16	–	–	–	–
2330	17,93	0,51	11,27	16,39	51,22	28,57	57,14
2342	7,42	–	5,93	8,16	–	–	50,00
2391	11,46	–	3,82	11,46	–	–	66,67

Capítulo 83 - Mato Grosso do Sul

83.1 - Indicadores de acidentes do trabalho, segundo a Classificação Nacional de Atividades Econômicas (CNAE), dos estabelecimentos localizados no estado do Mato Grosso do Sul - 2015

(continuação)

CNAE	INDICADORES DE ACIDENTES DO TRABALHO						
	Incidência (por 1.000 vínculos)	Incidência de Doenças Ocupacionais (por 1.000 vínculos)	Incidência de Acidentes Típicos (por 1.000 vínculos)	Incidência de Incapacidade Temporária (por 1.000 vínculos)	Taxa de Mortalidade (por 100.000 vínculos)	Taxa de Letalidade (por 1.000 acidentes)	Acidentalidade para a faixa 16 a 34 anos (por 100 acidentes)
2411	32,81	–	29,16	32,81	364,52	111,11	55,56
2423	53,27	–	46,61	13,32	–	–	62,50
2424	27,11	–	27,11	27,11	–	–	100,00
2443	48,66	–	38,93	48,66	–	–	60,00
2451	14,79	–	14,79	7,39	–	–	100,00
2511	16,19	–	14,57	14,57	–	–	50,00
2512	22,37	–	14,48	21,05	–	–	64,71
2532	48,32	–	42,95	48,32	–	–	66,67
2539	17,96	–	9,98	17,96	–	–	22,22
2542	11,68	–	7,30	11,68	–	–	50,00
2599	27,18	4,53	22,65	27,18	–	–	66,67
2751	46,45	–	17,23	29,22	–	–	67,74
2812	–	–	–	–	–	–	–
2829	40,30	–	32,24	40,30	–	–	60,00
2833	36,54	2,03	24,36	34,51	–	–	50,00
2869	9,93	–	9,93	9,93	–	–	–
2930	18,21	–	18,21	18,21	–	–	33,33
2950	4,48	–	4,48	4,48	–	–	–
3101	13,82	–	9,57	13,82	–	–	61,54
3102	67,83	–	54,27	61,05	–	–	75,00
3104	54,65	–	45,00	54,65	–	–	76,47
3230	23,65	–	7,88	23,65	–	–	–
3240	16,47	–	13,72	16,47	–	–	50,00
3250	–	–	–	–	–	–	–
3299	4,51	–	4,51	4,51	–	–	–
3311	72,23	–	–	36,12	–	–	50,00
3313	6,08	–	6,08	6,08	–	–	–
3314	11,97	–	8,71	10,88	–	–	72,73
3316	–	–	–	–	–	–	–
3321	9,76	–	9,76	9,76	–	–	100,00
3329	14,28	–	14,28	14,28	–	–	50,00
3511	30,82	–	15,41	30,82	–	–	62,50
3514	45,08	7,84	28,10	39,86	130,68	28,99	43,48
3600	32,32	0,49	24,48	29,87	–	–	65,15
3811	85,03	–	73,69	85,54	–	–	75,76
3812	20,00	–	10,00	20,00	–	–	–
3832	13,50	–	13,50	13,50	–	–	50,00
4110	15,23	1,17	7,03	15,23	–	–	23,08
4120	15,57	0,09	10,52	14,80	8,56	5,49	35,16
4211	26,38	–	20,10	24,49	125,60	47,62	47,62
4213	16,27	–	16,27	16,27	–	–	50,00
4221	24,79	–	15,94	23,90	44,27	17,86	44,64
4222	14,49	–	14,49	7,25	–	–	50,00
4292	31,11	–	26,96	31,11	–	–	73,33
4299	13,65	–	11,55	13,65	–	–	38,46
4313	15,25	–	12,39	12,87	–	–	34,38
4321	30,32	1,01	20,21	21,22	–	–	66,67
4322	11,65	–	4,66	11,65	–	–	80,00
4329	16,48	–	16,48	16,48	–	–	75,00
4330	9,81	–	7,85	9,81	–	–	46,67
4391	41,47	–	27,65	41,47	–	–	16,67
4399	15,22	0,48	10,46	14,27	–	–	50,00
4511	6,94	–	3,34	6,68	–	–	74,07
4512	3,31	–	–	3,31	–	–	–
4520	11,29	–	7,95	11,29	25,66	22,73	63,64
4530	9,12	–	6,08	8,90	11,26	12,35	64,20
4541	6,42	–	2,92	6,42	–	–	90,91
4543	–	–	–	–	–	–	–
4618	9,39	–	–	9,39	–	–	100,00
4619	7,42	–	–	7,42	–	–	–
4622	19,75	–	16,93	19,75	–	–	57,14
4623	20,92	–	14,64	19,87	52,29	25,00	47,50
4631	7,32	–	7,32	7,32	–	–	–
4632	11,23	–	8,98	11,23	–	–	60,00
4633	15,42	4,41	6,61	15,42	–	–	71,43
4634	18,94	–	13,53	18,94	–	–	57,14
4635	20,68	–	14,68	16,68	–	–	74,19
4637	7,32	–	2,93	7,32	–	–	40,00
4639	7,16	–	3,26	7,16	–	–	63,64
4644	9,99	–	8,33	9,99	–	–	83,33
4645	10,44	–	3,48	3,48	–	–	100,00
4646	9,80	–	4,90	4,90	–	–	50,00
4647	–	–	–	–	–	–	–
4649	16,73	–	8,37	16,73	–	–	100,00
4661	14,51	–	10,89	14,51	–	–	75,00
4662	24,56	–	8,19	24,56	–	–	66,67
4663	15,87	–	7,93	15,87	396,69	250,00	–
4665	9,09	–	–	9,09	–	–	–
4671	4,70	–	4,70	4,70	–	–	–
4679	16,77	–	16,77	15,10	–	–	50,00
4681	10,42	–	3,91	10,42	–	–	25,00

Capítulo 83 - Mato Grosso do Sul

83.1 - Indicadores de acidentes do trabalho, segundo a Classificação Nacional de Atividades Econômicas (CNAE), dos estabelecimentos localizados no estado do Mato Grosso do Sul - 2015

(continuação)

CNAE	INDICADORES DE ACIDENTES DO TRABALHO						
	Incidência (por 1.000 vínculos)	Incidência de Doenças Ocupacionais (por 1.000 vínculos)	Incidência de Acidentes Típicos (por 1.000 vínculos)	Incidência de Incapacidade Temporária (por 1.000 vínculos)	Taxa de Mortalidade (por 100.000 vínculos)	Taxa de Letalidade (por 1.000 acidentes)	Acidentalidade para a faixa 16 a 34 anos (por 100 acidentes)
4682	81,67	–	76,86	76,86	–	–	76,47
4683	2,31	–	2,31	2,31	–	–	50,00
4684	8,61	–	8,61	8,61	–	–	100,00
4686	33,24	–	16,62	33,24	–	–	50,00
4687	60,98	–	23,72	57,59	–	–	44,44
4689	12,30	–	12,30	12,30	–	–	50,00
4691	5,18	–	2,59	5,18	–	–	50,00
4693	7,27	–	7,27	7,27	–	–	83,33
4711	15,88	0,06	11,44	15,38	–	–	67,48
4712	7,13	–	3,80	6,66	–	–	66,67
4713	11,18	–	6,21	11,18	–	–	61,11
4721	5,47	–	2,94	5,47	–	–	61,54
4722	13,97	–	4,66	13,97	–	–	58,33
4723	5,40	–	1,08	5,40	–	–	60,00
4724	13,41	–	8,94	13,41	223,51	166,67	66,67
4729	8,61	–	5,65	8,35	–	–	65,63
4731	6,83	–	2,86	6,67	15,88	23,26	69,77
4732	–	–	–	–	–	–	–
4741	5,48	–	5,48	5,48	–	–	100,00
4742	14,51	–	8,46	13,30	–	–	75,00
4743	20,59	–	15,44	20,59	–	–	66,67
4744	10,12	0,09	6,84	9,94	–	–	58,33
4751	4,67	–	–	4,67	–	–	85,71
4752	5,96	–	1,99	5,96	–	–	100,00
4753	7,92	0,42	2,92	8,34	–	–	63,16
4754	3,72	–	1,72	3,72	–	–	84,62
4755	9,73	1,08	2,16	9,73	–	–	66,67
4757	14,83	–	5,93	14,83	–	–	80,00
4759	5,40	–	5,40	5,40	–	–	57,14
4761	2,28	–	–	2,28	–	–	66,67
4763	10,00	–	6,25	10,00	–	–	75,00
4771	4,48	0,15	2,32	4,17	–	–	89,66
4772	0,95	–	–	0,95	–	–	–
4773	–	–	–	–	–	–	–
4774	7,78	–	1,30	6,48	–	–	50,00
4781	4,08	–	1,75	3,84	–	–	60,00
4782	3,94	–	2,36	3,94	–	–	80,00
4783	2,37	–	–	–	–	–	–
4784	24,36	1,43	18,63	22,93	–	–	58,82
4789	8,98	0,51	4,24	8,81	–	–	75,47
4911	20,51	–	13,67	13,67	–	–	77,78
4921	4,30	–	1,96	4,30	–	–	18,18
4922	12,41	–	3,92	9,80	–	–	52,63
4923	–	–	–	–	–	–	–
4924	4,99	–	3,74	4,99	–	–	50,00
4929	7,06	–	2,65	4,41	–	–	25,00
4930	13,40	0,18	9,12	11,01	30,59	22,83	49,32
5021	29,75	–	29,75	22,31	371,86	125,00	50,00
5111	17,23	–	–	17,23	–	–	40,00
5211	13,72	–	7,32	13,72	91,47	66,67	46,67
5212	5,76	–	–	5,76	–	–	100,00
5221	18,46	–	17,14	15,82	–	–	50,00
5223	6,90	–	4,60	6,90	–	–	66,67
5229	–	–	–	–	–	–	–
5240	23,40	–	19,50	23,40	–	–	50,00
5250	7,14	–	–	7,14	–	–	100,00
5310	70,20	4,13	51,91	54,86	–	–	46,22
5320	24,51	–	9,80	22,87	163,38	66,67	53,33
5510	6,37	–	3,38	6,17	–	–	31,25
5590	6,71	–	3,36	6,71	–	–	50,00
5611	8,78	0,16	4,35	8,78	7,77	8,85	68,14
5612	20,58	–	15,44	15,44	–	–	100,00
5620	20,82	–	12,03	15,73	–	–	55,56
5812	–	–	–	–	–	–	–
5822	8,59	–	8,59	5,73	–	–	33,33
5829	9,47	–	9,47	9,47	–	–	50,00
5911	–	–	–	–	–	–	–
5914	7,26	–	7,26	7,26	–	–	100,00
6010	4,49	–	–	3,00	–	–	66,67
6021	13,02	2,89	4,34	13,02	–	–	55,56
6110	13,01	–	10,12	13,01	–	–	66,67
6120	18,57	–	14,44	18,57	–	–	55,56
6190	10,53	–	7,90	10,53	–	–	75,00
6201	13,93	–	3,48	13,93	–	–	37,50
6202	–	–	–	–	–	–	–
6203	1,02	–	1,02	1,02	–	–	–
6204	16,35	–	8,17	16,35	–	–	50,00
6209	6,69	–	2,97	6,69	–	–	55,56
6311	3,96	–	3,96	3,96	–	–	100,00
6421	1,90	0,95	–	1,90	–	–	50,00
6422	29,13	20,80	3,24	30,05	–	–	31,75
6423	2,67	0,89	1,78	2,67	–	–	–
6424	1,00	1,00	–	1,00	–	–	100,00
6511	–	–	–	–	–	–	–
6550	8,24	–	2,75	8,24	–	–	66,67
6619	2,95	2,95	–	2,95	–	–	100,00
6622	–	–	–	–	–	–	–
6810	16,74	–	16,74	16,74	–	–	16,67
6821	1,72	–	–	1,72	–	–	100,00
6822	8,03	–	4,01	8,03	–	–	75,00
6911	2,97	–	1,78	2,97	–	–	80,00
6912	8,16	–	8,16	8,16	407,89	500,00	–
6920	5,28	–	1,95	4,73	–	–	73,68
7020	13,05	–	4,35	11,96	–	–	66,67

Capítulo 83 - Mato Grosso do Sul

83.1 - Indicadores de acidentes do trabalho, segundo a Classificação Nacional de Atividades Econômicas (CNAE), dos estabelecimentos localizados no estado do Mato Grosso do Sul - 2015

(conclusão)

CNAE	INDICADORES DE ACIDENTES DO TRABALHO						
	Incidência (por 1.000 vínculos)	Incidência de Doenças Ocupacionais (por 1.000 vínculos)	Incidência de Acidentes Típicos (por 1.000 vínculos)	Incidência de Incapacidade Temporária (por 1.000 vínculos)	Taxa de Mortalidade (por 100.000 vínculos)	Taxa de Letalidade (por 1.000 acidentes)	Acidentalidade para a faixa 16 a 34 anos (por 100 acidentes)
7111	62,13	–	26,63	62,13	–	–	28,57
7112	12,29	–	7,23	12,65	–	–	41,18
7119	7,99	–	5,32	5,32	–	–	66,67
7120	25,64	–	17,09	25,64	–	–	66,67
7210	42,05	–	38,68	25,23	–	–	20,00
7220	–	–	–	–	–	–	–
7311	3,12	–	–	3,12	–	–	–
7319	8,10	–	4,63	8,10	–	–	85,71
7420	–	–	–	–	–	–	–
7490	18,01	–	9,83	16,38	–	–	90,91
7500	–	–	–	–	–	–	–
7711	8,25	–	5,89	7,07	–	–	71,43
7723	15,94	–	3,98	15,94	–	–	25,00
7731	5,78	–	5,78	5,78	–	–	–
7732	15,90	1,33	9,28	14,58	–	–	41,67
7733	16,59	–	–	16,59	–	–	100,00
7739	35,40	–	28,32	35,40	–	–	40,00
7810	12,87	–	2,97	12,87	–	–	30,77
7820	20,87	–	–	20,87	–	–	75,00
7830	3,20	–	2,13	3,20	–	–	33,33
7911	3,26	–	1,09	3,26	–	–	100,00
8011	7,63	–	2,73	7,36	–	–	53,57
8012	8,64	–	1,73	7,77	–	–	40,00
8020	25,88	–	9,96	25,88	–	–	46,15
8111	1,16	–	0,58	1,16	57,94	500,00	50,00
8112	13,01	0,30	7,87	12,71	–	–	34,88
8121	8,53	–	2,18	7,74	–	–	25,58
8122	7,96	–	7,96	7,96	–	–	100,00
8129	30,93	–	18,83	26,90	–	–	43,48
8130	16,28	–	8,14	16,28	–	–	50,00
8211	5,91	–	1,18	5,91	–	–	60,00
8219	9,31	–	5,58	8,38	–	–	80,00
8220	19,75	–	4,16	19,75	–	–	80,00
8230	12,67	–	10,14	12,67	–	–	100,00
8291	10,07	2,01	5,04	10,07	–	–	80,00
8299	8,37	0,40	3,99	7,97	–	–	52,38
8411	2,68	0,04	1,57	2,36	–	–	35,71
8412	6,55	–	4,37	6,55	–	–	66,67
8422	6,64	–	6,64	6,64	–	–	50,00
8423	3,76	–	–	3,76	–	–	–
8511	40,53	–	8,18	40,53	–	–	50,00
8512	3,60	–	1,80	3,60	–	–	50,00
8513	13,90	–	1,64	13,90	–	–	64,71
8520	3,70	0,11	1,58	3,70	–	–	37,14
8531	2,35	0,39	0,78	2,35	–	–	16,67
8532	5,08	–	3,30	4,82	–	–	40,00
8533	19,37	–	15,07	17,22	–	–	50,00
8541	3,72	–	–	3,72	–	–	–
8593	1,41	–	1,41	1,41	–	–	–
8599	6,38	–	1,60	5,43	–	–	80,00
8610	36,47	–	29,08	14,12	–	–	45,77
8630	7,47	–	4,15	6,64	–	–	61,11
8640	35,85	–	25,80	12,73	–	–	67,29
8650	19,75	–	18,10	1,65	–	–	29,17
8660	602,74	–	563,60	93,93	–	–	53,25
8690	21,70	–	17,13	12,56	–	–	42,11
8711	9,82	–	7,85	7,85	–	–	40,00
8730	–	–	–	–	–	–	–
8800	20,86	–	12,52	21,70	–	–	72,00
9001	–	–	–	–	–	–	–
9312	5,37	–	5,37	5,37	–	–	–
9313	5,19	–	3,89	3,89	–	–	75,00
9319	10,21	–	10,21	10,21	–	–	50,00
9329	1,89	–	–	1,89	–	–	100,00
9411	–	–	–	–	–	–	–
9412	9,90	–	1,98	9,90	–	–	80,00
9420	8,29	1,18	2,37	8,29	–	–	57,14
9430	5,64	–	3,18	5,35	14,46	25,64	35,90
9491	2,78	–	2,08	2,08	–	–	–
9499	13,72	–	10,29	13,72	–	–	62,50
9511	5,22	–	–	5,22	–	–	66,67
9521	–	–	–	–	–	–	–
9529	15,93	–	6,37	15,93	–	–	60,00
9601	8,60	–	6,45	8,60	–	–	50,00
9602	8,20	–	2,34	8,20	–	–	28,57
9603	14,48	–	6,34	12,67	90,53	62,50	56,25
9609	1,17	–	1,17	1,17	–	–	100,00
9700	0,97	–	–	0,97	–	–	–
Outros(1)	19,26	0,27	10,43	17,92	26,75	13,89	52,08

Fonte: DATAPREV, CAT, SUB, CNIS.

Notas: 1. Os dados são preliminares, estando sujeitos a correções.
2. As atividades econômicas que apresentam valores zerados para os indicadores são aquelas onde não ocorreram acidentes no período.

(1) Englobam as atividades que possuíam número médio de vínculos no ano menor que 100.

Capítulo 83 - Mato Grosso do Sul

83.2 - Indicadores de acidentes do trabalho, segundo a Classificação Nacional de Atividades Econômicas (CNAE), dos estabelecimentos localizados no estado do Mato Grosso do Sul - 2016

(continua)

CNAE	INDICADORES DE ACIDENTES DO TRABALHO						
	Incidência (por 1.000 vínculos)	Incidência de Doenças Ocupacionais (por 1.000 vínculos)	Incidência de Acidentes Típicos (por 1.000 vínculos)	Incidência de Incapacidade Temporária (por 1.000 vínculos)	Taxa de Mortalidade (por 100.000 vínculos)	Taxa de Letalidade (por 1.000 acidentes)	Acidentalidade para a faixa 16 a 34 anos (por 100 acidentes)
TOTAL	**17,29**	**0,28**	**11,37**	**13,99**	**5,80**	**3,35**	**52,58**
0111	3,24	–	3,06	3,06	–	–	66,67
0112	37,31	–	7,46	37,31	–	–	53,33
0113	20,45	–	19,85	15,04	20,05	9,80	49,02
0115	13,97	0,29	11,69	14,83	–	–	44,90
0116	–	–	–	–	–	–	–
0121	152,79	–	–	152,79	–	–	46,00
0139	7,12	–	7,12	7,12	–	–	50,00
0141	507,57	4,43	469,89	507,57	664,94	13,10	38,43
0151	8,17	–	7,25	8,08	–	–	39,93
0154	16,46	–	14,96	14,96	–	–	72,73
0155	7,79	–	6,92	7,79	–	–	66,67
0159	–	–	–	–	–	–	–
0161	5,35	–	4,11	5,35	–	–	51,28
0162	33,52	1,34	30,83	32,18	134,06	40,00	40,00
0163	11,86	–	5,93	11,86	–	–	50,00
0210	15,61	0,35	14,54	3,90	–	–	50,00
0220	2,27	–	2,27	2,27	–	–	–
0230	32,75	–	29,70	17,52	–	–	74,42
0322	30,30	–	26,52	30,30	–	–	12,50
0710	16,69	–	14,83	8,34	–	–	38,89
0810	13,93	–	10,45	12,19	–	–	62,50
0891	34,58	–	27,67	34,58	–	–	40,00
0899	21,84	–	14,56	21,84	–	–	–
1011	57,69	2,66	50,24	43,67	8,88	1,54	60,15
1012	25,76	1,73	19,71	12,02	19,23	7,46	56,72
1013	28,61	–	20,44	23,16	–	–	42,86
1020	56,37	–	56,37	56,37	–	–	87,50
1041	29,51	–	29,51	11,48	–	–	77,78
1042	47,65	–	35,74	41,70	–	–	56,25
1051	–	–	–	–	–	–	–
1052	29,27	2,66	19,96	22,62	–	–	50,00
1053	21,20	–	6,06	21,20	–	–	71,43
1061	–	–	–	–	–	–	–
1062	20,58	–	16,47	20,58	–	–	70,00
1065	32,24	–	22,43	32,24	–	–	56,52
1066	20,64	0,64	16,12	18,70	–	–	53,13
1069	–	–	–	–	–	–	–
1071	42,33	–	39,53	24,93	18,60	4,40	62,42
1081	13,43	–	6,72	13,43	–	–	–
1091	8,30	–	5,71	8,30	–	–	50,00
1092	30,43	–	16,23	16,23	–	–	66,67
1094	9,17	–	9,17	9,17	–	–	–
1099	11,31	–	8,08	11,31	–	–	71,43
1121	13,75	–	6,88	13,75	–	–	100,00
1122	21,98	–	18,31	7,33	–	–	33,33
1311	20,70	–	13,80	20,70	–	–	66,67
1323	53,31	–	39,99	53,31	–	–	75,00
1351	13,78	–	8,27	12,40	–	–	70,00
1359	24,44	–	17,92	24,44	–	–	53,33
1411	3,63	–	1,21	3,63	–	–	–
1412	7,44	–	3,38	7,10	–	–	50,00
1413	26,43	–	3,78	26,43	–	–	64,29
1510	37,67	–	28,60	33,49	–	–	48,15
1532	–	–	–	6,52	–	–	–
1533	2,35	–	0,78	2,35	–	–	66,67
1539	4,28	–	–	4,28	–	–	100,00
1610	12,21	–	10,85	12,21	–	–	66,67
1621	46,05	–	46,05	46,05	–	–	60,00
1629	8,49	–	–	8,49	–	–	100,00
1710	23,67	–	19,69	12,11	–	–	51,91
1721	104,68	–	99,92	4,76	–	–	59,09
1733	–	–	–	–	–	–	–
1749	57,24	–	37,20	57,24	–	–	72,50
1811	–	–	–	–	–	–	–
1813	2,07	–	2,07	2,07	–	–	100,00
1931	23,24	–	20,95	17,63	22,90	9,85	52,22
1932	36,25	–	27,19	27,19	–	–	50,00
2013	52,36	–	42,54	45,81	–	–	56,25
2029	–	–	–	–	–	–	–
2071	4,16	–	–	4,16	–	–	100,00
2212	10,39	–	6,92	10,39	–	–	100,00
2221	28,96	–	23,17	28,96	–	–	80,00
2222	20,92	–	12,55	19,87	–	–	60,00
2229	27,30	–	20,47	27,30	–	–	75,00
2311	30,46	–	26,11	30,46	–	–	85,71
2320	21,28	–	21,28	12,77	–	–	20,00
2330	19,15	–	12,18	18,57	–	–	54,55
2342	10,71	–	8,24	10,71	82,39	76,92	46,15
2391	3,84	–	3,84	3,84	–	–	100,00
2411	43,86	–	31,33	31,33	–	–	42,86
2423	52,60	–	52,60	19,73	–	–	62,50
2424	54,67	–	54,67	54,67	–	–	33,33
2451	60,04	–	52,53	60,04	–	–	87,50

Capítulo 83 - Mato Grosso do Sul

83.2 - Indicadores de acidentes do trabalho, segundo a Classificação Nacional de Atividades Econômicas (CNAE), dos estabelecimentos localizados no estado do Mato Grosso do Sul - 2016

(continuação)

CNAE	INDICADORES DE ACIDENTES DO TRABALHO						
	Incidência (por 1.000 vínculos)	Incidência de Doenças Ocupacionais (por 1.000 vínculos)	Incidência de Acidentes Típicos (por 1.000 vínculos)	Incidência de Incapacidade Temporária (por 1.000 vínculos)	Taxa de Mortalidade (por 100.000 vínculos)	Taxa de Letalidade (por 1.000 acidentes)	Acidentalidade para a faixa 16 a 34 anos (por 100 acidentes)
2511	23,64	–	23,64	20,00	–	–	76,92
2512	25,51	1,42	14,17	24,09	–	–	44,44
2532	71,01	–	66,27	61,54	–	–	60,00
2539	15,92	–	6,82	15,92	–	–	71,43
2542	14,80	–	12,95	14,80	–	–	75,00
2592	27,52	–	18,35	27,52	–	–	66,67
2599	35,69	4,46	26,77	35,69	–	–	50,00
2751	15,99	–	10,66	9,59	–	–	93,33
2829	17,40	–	8,70	17,40	–	–	100,00
2833	48,24	–	35,55	48,24	–	–	63,16
2869	9,08	–	9,08	9,08	–	–	100,00
2930	37,38	–	29,91	37,38	–	–	100,00
2950	5,04	–	5,04	5,04	–	–	–
3101	19,00	–	11,87	19,00	–	–	62,50
3102	23,88	–	17,06	23,88	–	–	57,14
3104	78,78	–	68,04	78,78	–	–	90,91
3230	7,42	7,42	–	7,42	–	–	100,00
3240	21,49	–	17,58	19,54	–	–	63,64
3250	15,48	–	–	15,48	–	–	80,00
3299	9,37	–	4,69	4,69	–	–	50,00
3311	9,10	–	9,10	–	–	–	100,00
3313	–	–	–	–	–	–	–
3314	11,08	–	8,62	9,85	–	–	66,67
3321	16,05	–	16,05	16,05	–	–	33,33
3329	–	–	–	–	–	–	–
3511	17,67	–	10,60	14,14	–	–	80,00
3514	40,75	6,47	24,58	36,23	–	–	50,79
3600	52,11	–	40,09	50,61	50,11	9,62	51,92
3811	120,82	–	93,85	119,74	–	–	76,79
3812	8,19	–	8,19	8,19	–	–	100,00
3832	73,65	–	73,65	73,65	–	–	50,00
4110	17,78	–	14,22	17,78	–	–	66,67
4120	15,58	0,55	11,57	12,58	9,11	5,85	41,52
4211	25,73	–	22,76	25,24	–	–	48,08
4213	54,05	–	36,04	54,05	–	–	16,67
4221	19,58	–	15,15	19,21	36,95	18,87	45,28
4292	37,69	–	32,60	26,49	–	–	56,76
4299	18,80	–	15,27	17,62	–	–	25,00
4313	12,80	–	9,07	11,73	–	–	29,17
4321	23,43	1,02	18,34	21,40	–	–	56,52
4322	15,85	–	9,05	15,85	–	–	57,14
4329	10,05	–	10,05	–	–	–	50,00
4330	18,70	0,78	13,25	16,36	–	–	37,50
4399	10,90	–	7,63	8,17	–	–	35,00
4511	9,65	0,28	3,97	9,37	–	–	73,53
4512	5,17	–	–	5,17	–	–	100,00
4520	7,68	0,26	5,38	7,43	–	–	56,67
4530	9,53	–	5,05	9,19	–	–	66,27
4541	9,12	–	2,81	9,12	–	–	92,31
4543	8,38	–	8,38	8,38	–	–	100,00
4611	–	–	–	–	–	–	–
4619	15,43	–	15,43	15,43	–	–	50,00
4622	28,96	–	20,28	28,96	–	–	60,00
4623	18,19	–	14,75	16,72	49,17	27,03	62,16
4631	6,39	–	6,39	6,39	–	–	–
4632	7,86	–	5,90	7,86	–	–	50,00
4633	8,80	–	6,60	8,80	–	–	25,00
4634	12,91	–	9,69	12,91	–	–	50,00
4635	20,02	–	10,33	19,37	64,56	32,26	70,97
4637	8,98	–	4,49	10,48	–	–	50,00
4639	13,92	0,61	6,05	13,32	–	–	56,52
4644	1,84	–	–	1,84	–	–	100,00
4645	3,56	–	–	3,56	–	–	–
4646	–	–	–	–	–	–	–
4647	59,75	–	39,83	59,75	–	–	83,33
4649	18,93	–	8,11	18,93	–	–	57,14
4661	14,90	–	10,31	14,90	–	–	61,54
4663	14,93	–	11,20	18,66	–	–	25,00
4671	22,46	–	16,85	22,46	–	–	25,00
4679	19,30	–	12,28	19,30	–	–	45,45
4681	10,98	–	4,12	10,98	–	–	37,50
4682	61,93	–	38,11	61,93	–	–	76,92
4683	3,12	–	3,12	2,08	–	–	33,33
4684	17,79	–	–	17,79	–	–	–
4686	16,54	–	8,27	16,54	–	–	100,00
4687	13,84	–	10,38	13,84	–	–	–
4689	–	–	–	–	–	–	–
4691	17,44	–	4,98	19,93	–	–	71,43
4693	10,14	–	5,07	10,14	–	–	75,00
4711	14,83	0,06	11,28	14,56	–	–	63,67
4712	5,09	0,23	3,47	5,09	–	–	63,64
4713	9,54	–	4,77	9,54	–	–	78,57
4721	7,20	–	5,50	7,20	–	–	58,82
4722	14,81	–	9,52	13,76	–	–	57,14

Capítulo 83 - Mato Grosso do Sul

83.2 - Indicadores de acidentes do trabalho, segundo a Classificação Nacional de Atividades Econômicas (CNAE), dos estabelecimentos localizados no estado do Mato Grosso do Sul - 2016

(continuação)

CNAE	INDICADORES DE ACIDENTES DO TRABALHO						
	Incidência (por 1.000 vínculos)	Incidência de Doenças Ocupacionais (por 1.000 vínculos)	Incidência de Acidentes Típicos (por 1.000 vínculos)	Incidência de Incapacidade Temporária (por 1.000 vínculos)	Taxa de Mortalidade (por 100.000 vínculos)	Taxa de Letalidade (por 1.000 acidentes)	Acidentalidade para a faixa 16 a 34 anos (por 100 acidentes)
4723	6,37	–	4,25	6,37	–	–	83,33
4724	14,23	–	8,13	14,23	–	–	85,71
4729	6,54	–	3,00	6,54	–	–	75,00
4731	7,80	0,17	3,56	7,47	–	–	58,70
4732	6,14	–	6,14	6,14	–	–	100,00
4741	5,59	–	–	5,59	–	–	66,67
4742	16,20	–	4,63	15,04	–	–	57,14
4743	11,57	–	5,78	11,57	–	–	100,00
4744	11,04	0,40	6,76	10,84	9,95	9,01	57,66
4751	4,68	–	2,68	4,68	–	–	42,86
4752	11,60	–	7,38	11,60	–	–	81,82
4753	6,86	–	2,29	6,86	–	–	86,67
4754	6,44	–	3,54	6,44	–	–	55,00
4755	–	–	–	–	–	–	–
4757	2,99	–	2,99	2,99	–	–	100,00
4759	8,74	–	5,56	8,74	–	–	27,27
4761	7,45	–	–	7,45	–	–	100,00
4763	6,50	–	1,30	6,50	–	–	100,00
4771	5,97	–	2,83	4,87	–	–	78,95
4772	1,97	–	0,98	1,97	–	–	50,00
4773	–	–	–	–	–	–	–
4774	2,53	–	1,26	2,53	–	–	100,00
4781	3,78	–	1,83	3,66	–	–	83,87
4782	7,16	–	1,68	7,16	–	–	64,71
4783	2,31	–	–	2,31	–	–	100,00
4784	14,18	–	7,09	14,18	–	–	60,00
4785	–	–	–	–	–	–	–
4789	8,91	0,18	4,81	8,91	–	–	80,00
4911	18,29	–	9,14	4,57	–	–	75,00
4921	6,22	–	3,32	4,97	–	–	33,33
4922	11,47	–	5,74	9,32	–	–	31,25
4923	11,05	–	11,05	11,05	–	–	66,67
4924	4,31	–	1,44	4,31	–	–	–
4929	6,77	–	6,77	6,77	–	–	37,50
4930	13,80	0,06	10,01	11,61	6,42	4,65	45,58
5021	7,95	–	7,95	7,95	–	–	50,00
5111	15,79	–	3,95	15,79	–	–	50,00
5211	13,17	–	8,47	12,23	–	–	85,71
5212	18,00	–	10,00	20,00	200,00	111,11	66,67
5221	10,72	–	9,64	9,64	107,15	100,00	60,00
5223	5,24	–	2,62	5,24	–	–	100,00
5229	18,63	–	9,31	18,63	–	–	75,00
5240	14,62	–	14,62	10,97	–	–	50,00
5250	7,14	–	7,14	7,14	–	–	100,00
5310	64,54	3,59	50,80	44,22	–	–	28,70
5320	16,57	–	7,37	16,57	–	–	77,78
5510	5,68	–	3,04	5,68	–	–	57,14
5590	–	–	–	–	–	–	–
5611	7,43	0,08	4,10	7,04	–	–	69,79
5612	–	–	–	–	–	–	–
5620	22,04	–	12,46	16,29	–	–	52,17
5812	6,57	–	6,57	6,57	–	–	–
5822	–	–	–	–	–	–	–
5829	5,17	–	–	5,17	–	–	–
5911	12,15	–	6,08	12,15	–	–	50,00
5914	26,70	–	10,68	26,70	–	–	100,00
6010	1,50	–	–	1,50	–	–	–
6021	3,51	–	1,17	3,51	–	–	100,00
6110	20,36	–	11,87	18,66	–	–	58,33
6120	–	–	–	–	–	–	–
6190	20,98	–	18,65	18,65	–	–	77,78
6201	3,32	–	–	3,32	–	–	100,00
6202	–	–	–	–	–	–	–
6203	–	–	–	–	–	–	–
6204	41,96	–	20,98	41,96	–	–	100,00
6209	9,08	–	3,30	8,26	–	–	90,91
6311	11,96	–	7,97	11,96	–	–	–
6421	3,84	–	3,84	0,96	–	–	50,00
6422	25,68	21,32	1,45	25,68	48,46	18,87	13,21
6423	0,92	–	0,92	0,92	–	–	100,00
6424	0,89	–	–	0,89	–	–	100,00
6511	5,43	–	5,43	5,43	–	–	100,00
6550	17,79	–	7,62	16,09	–	–	90,48
6619	3,29	–	3,29	3,29	–	–	100,00
6622	5,44	–	–	5,44	–	–	50,00
6810	7,67	–	5,12	7,67	–	–	100,00
6821	12,19	–	8,71	12,19	–	–	57,14
6822	8,23	–	4,11	6,17	–	–	25,00
6911	0,50	–	–	0,50	–	–	100,00
6920	5,20	–	1,64	4,93	–	–	63,16
7020	2,62	–	2,62	2,62	–	–	100,00
7111	28,28	–	9,43	28,28	–	–	33,33
7112	19,86	–	14,07	16,97	–	–	43,75
7119	10,86	–	10,86	5,43	–	–	25,00

Capítulo 83 - Mato Grosso do Sul

83.2 - Indicadores de acidentes do trabalho, segundo a Classificação Nacional de Atividades Econômicas (CNAE), dos estabelecimentos localizados no estado do Mato Grosso do Sul - 2016

(conclusão)

CNAE	INDICADORES DE ACIDENTES DO TRABALHO						
	Incidência (por 1.000 vínculos)	Incidência de Doenças Ocupacionais (por 1.000 vínculos)	Incidência de Acidentes Típicos (por 1.000 vínculos)	Incidência de Incapacidade Temporária (por 1.000 vínculos)	Taxa de Mortalidade (por 100.000 vínculos)	Taxa de Letalidade (por 1.000 acidentes)	Acidentalidade para a faixa 16 a 34 anos (por 100 acidentes)
7120	17,00	–	–	17,00	–	–	100,00
7210	42,65	–	37,53	29,00	–	–	8,00
7220	–	–	–	–	–	–	–
7311	6,75	–	6,75	6,75	–	–	50,00
7319	5,03	–	1,26	5,03	–	–	75,00
7420	7,46	–	–	7,46	–	–	–
7490	19,34	1,76	15,83	17,58	–	–	72,73
7500	–	–	–	–	–	–	–
7711	15,08	–	8,80	12,57	125,69	83,33	75,00
7723	7,89	–	3,95	7,89	–	–	–
7731	14,41	–	14,41	14,41	–	–	50,00
7732	15,08	–	11,31	15,08	–	–	66,67
7733	–	–	–	–	–	–	–
7739	34,54	–	26,86	34,54	–	–	55,56
7810	16,44	–	3,52	11,74	–	–	35,71
7820	19,51	–	–	17,74	–	–	81,82
7830	8,29	–	1,66	8,29	–	–	60,00
7911	2,28	–	1,14	2,28	–	–	50,00
8011	6,28	–	0,82	6,01	–	–	52,17
8012	11,66	–	3,89	11,66	–	–	50,00
8020	17,82	–	5,94	17,82	–	–	66,67
8111	5,46	–	1,82	5,46	–	–	77,78
8112	9,72	0,30	4,25	9,72	–	–	40,63
8121	9,26	–	2,88	7,82	–	–	31,11
8122	23,02	–	15,35	15,35	–	–	100,00
8129	31,69	–	19,50	24,38	–	–	42,31
8130	9,01	–	4,51	9,01	–	–	50,00
8211	8,09	–	6,23	8,09	–	–	53,85
8219	5,81	–	3,87	4,84	–	–	50,00
8220	16,68	–	4,34	16,45	–	–	80,82
8230	10,00	–	–	10,00	–	–	75,00
8291	6,15	–	2,05	6,15	–	–	50,00
8292	8,98	–	–	8,98	–	–	100,00
8299	17,85	–	10,63	17,43	–	–	69,05
8411	2,58	0,02	1,48	2,10	–	–	27,12
8412	–	–	–	–	–	–	–
8422	6,16	–	–	6,16	–	–	50,00
8423	3,53	–	3,53	3,53	–	–	–
8511	28,29	–	7,41	26,94	–	–	45,24
8512	6,91	0,58	4,03	6,91	–	–	58,33
8513	11,44	–	0,82	11,44	–	–	47,62
8520	1,98	0,08	0,99	1,81	–	–	54,17
8531	1,49	–	0,37	1,49	–	–	75,00
8532	8,61	–	5,87	7,83	–	–	31,82
8533	19,17	–	13,85	19,17	–	–	38,89
8541	–	–	–	–	–	–	–
8593	1,43	–	–	1,43	–	–	100,00
8599	6,99	–	3,00	5,99	–	–	42,86
8610	35,96	0,09	29,77	11,70	–	–	48,23
8630	6,07	–	1,90	4,56	–	–	37,50
8640	30,26	0,33	23,10	13,01	–	–	74,19
8650	32,62	–	31,80	3,26	–	–	55,00
8660	750,00	–	731,71	237,80	–	–	46,34
8690	59,04	3,16	45,33	40,06	–	–	44,64
8711	–	–	–	–	–	–	–
8730	–	–	–	–	–	–	–
8800	10,31	–	6,34	8,72	–	–	69,23
9001	–	–	–	–	–	–	–
9312	7,75	–	5,16	7,75	–	–	33,33
9313	3,94	–	1,31	3,94	–	–	66,67
9319	4,99	–	4,99	4,99	–	–	100,00
9329	9,56	–	9,56	7,65	–	–	40,00
9411	10,76	–	10,76	10,76	–	–	50,00
9412	2,09	–	–	–	–	–	100,00
9420	8,98	–	1,12	8,98	–	–	25,00
9430	5,88	–	2,06	5,44	–	–	30,00
9491	3,49	–	1,40	3,49	–	–	20,00
9499	4,81	–	3,21	4,81	–	–	–
9511	9,23	–	1,85	9,23	–	–	100,00
9521	3,40	–	3,40	3,40	–	–	100,00
9529	10,70	–	10,70	10,70	–	–	100,00
9601	9,54	–	7,15	9,54	–	–	–
9602	2,28	–	1,14	2,28	–	–	50,00
9603	16,61	–	9,13	14,95	83,04	50,00	60,00
9609	0,76	–	–	0,76	–	–	100,00
Outros (1)	17,64	–	12,65	15,85	76,68	43,48	52,17

Fonte: DATAPREV, CAT, SUB, CNIS.

Notas: 1. Os dados são preliminares, estando sujeitos a correções.
2. As atividades econômicas que apresentam valores zerados para os indicadores são aquelas onde não ocorreram acidentes no período.

(1) Englobam as atividades que possuíam número médio de vínculos no ano menor que 100.

Capítulo 84 - Mato Grosso

84.1 - Indicadores de acidentes do trabalho, segundo a Classificação Nacional de Atividades Econômicas (CNAE), dos estabelecimentos localizados no estado do Mato Grosso - 2015

(continua)

CNAE	INDICADORES DE ACIDENTES DO TRABALHO						
	Incidência (por 1.000 vínculos)	Incidência de Doenças Ocupacionais (por 1.000 vínculos)	Incidência de Acidentes Típicos (por 1.000 vínculos)	Incidência de Incapacidade Temporária (por 1.000 vínculos)	Taxa de Mortalidade (por 100.000 vínculos)	Taxa de Letalidade (por 1.000 acidentes)	Acidentalidade para a faixa 16 a 34 anos (por 100 acidentes)
TOTAL	**16,50**	**0,17**	**10,68**	**14,25**	**13,80**	**8,36**	**54,42**
0111	5,75	–	4,39	5,36	29,26	50,85	55,93
0112	40,57	–	20,11	39,53	34,67	8,55	49,57
0113	10,72	–	8,10	10,96	23,83	22,22	35,56
0115	20,55	–	18,74	19,99	31,14	15,15	57,73
0116	7,41	–	7,41	7,41	–	–	60,00
0121	70,46	–	2,14	70,46	–	–	39,39
0139	23,79	–	9,51	23,79	–	–	40,00
0141	607,67	2,79	532,40	593,73	836,24	13,76	46,33
0151	11,10	–	9,83	10,97	6,49	5,85	52,05
0154	14,02	0,67	12,68	14,02	66,76	47,62	57,14
0155	6,82	–	5,84	6,49	–	–	52,38
0159	12,08	–	12,08	12,08	402,55	333,33	66,67
0161	19,86	0,20	17,98	19,76	29,80	15,00	57,00
0162	15,08	–	12,82	15,08	–	–	30,00
0163	56,58	–	39,60	50,92	–	–	60,00
0210	26,22	–	24,28	26,22	–	–	29,63
0220	16,87	–	13,50	16,87	–	–	25,00
0230	41,97	–	33,58	37,78	–	–	45,00
0322	16,81	–	6,72	16,81	–	–	60,00
0724	15,02	–	10,24	8,88	–	–	54,55
0810	21,41	–	18,89	22,04	62,97	29,41	44,12
0891	50,52	–	44,58	50,52	–	–	47,06
0899	63,03	–	55,15	66,97	–	–	56,25
1011	47,70	1,55	38,92	31,55	18,78	3,94	62,70
1012	40,46	0,41	36,07	24,49	8,27	2,04	70,76
1013	28,51	–	24,79	27,27	–	–	47,83
1032	–	–	–	–	–	–	–
1041	23,86	0,52	17,63	16,08	51,86	21,74	63,04
1042	23,97	–	10,78	20,37	–	–	75,00
1051	–	–	–	–	–	–	–
1052	31,49	0,53	24,55	29,89	–	–	57,63
1053	2,29	–	–	2,29	–	–	100,00
1061	14,54	–	6,06	14,54	–	–	66,67
1066	16,90	–	14,48	16,49	–	–	61,90
1069	32,92	–	28,05	31,70	–	–	55,56
1071	60,17	–	60,17	45,62	–	–	40,32
1081	18,57	–	6,19	21,67	–	–	83,33
1091	12,41	0,40	8,81	12,41	–	–	64,52
1095	18,25	–	–	18,25	–	–	100,00
1096	–	–	–	–	–	–	–
1099	7,07	–	5,65	7,07	–	–	40,00
1111	29,17	–	19,45	29,17	–	–	33,33
1113	30,33	–	15,17	25,87	89,21	29,41	52,94
1121	50,56	–	42,47	50,56	–	–	56,00
1122	36,43	–	23,72	36,43	–	–	76,74
1311	32,39	–	29,53	32,39	–	–	47,06
1321	–	–	–	–	–	–	–
1359	4,25	–	4,25	4,25	–	–	100,00
1411	6,79	–	–	6,79	–	–	50,00
1412	4,94	–	1,23	4,94	–	–	100,00
1413	–	–	–	–	–	–	–
1422	15,64	–	7,82	15,64	–	–	50,00
1510	37,65	0,60	26,90	31,68	59,77	15,87	60,32
1610	25,23	0,22	20,86	24,44	33,64	13,33	44,44
1621	15,57	–	11,12	15,57	–	–	42,86
1622	34,83	–	27,87	34,83	–	–	15,00
1629	19,46	–	15,56	19,46	–	–	40,00
1811	6,63	–	4,42	6,63	–	–	66,67
1813	6,08	0,87	1,74	6,08	–	–	42,86
1931	17,81	–	16,85	15,89	38,30	21,51	70,97
1932	17,84	–	15,61	17,84	–	–	62,50
2013	42,62	–	33,95	35,39	–	–	81,36
2029	–	–	–	–	–	–	–
2062	–	–	–	–	–	–	–
2071	30,83	–	13,21	30,83	–	–	85,71
2212	23,12	–	20,40	23,12	–	–	76,47
2219	95,56	–	16,38	95,56	–	–	45,71
2221	35,71	–	25,97	35,71	–	–	36,36
2222	12,12	–	3,73	11,18	93,20	76,92	53,85
2223	19,75	–	9,88	19,75	–	–	100,00
2229	5,50	–	5,50	5,50	–	–	100,00
2311	61,53	–	54,43	56,79	–	–	80,77
2320	10,07	2,52	5,04	5,04	–	–	75,00
2330	17,86	0,31	12,85	17,54	31,33	17,54	52,63
2342	16,16	–	10,77	16,99	–	–	61,54
2391	8,33	–	6,67	8,33	–	–	80,00
2422	78,43	–	56,47	56,47	–	–	68,00
2424	33,69	–	26,20	33,69	–	–	55,56
2441	37,38	–	28,04	37,38	–	–	62,50
2511	25,01	–	19,52	25,62	–	–	60,98
2512	12,88	–	7,16	12,88	–	–	77,78

Capítulo 84 - Mato Grosso

84.1 - Indicadores de acidentes do trabalho, segundo a Classificação Nacional de Atividades Econômicas (CNAE), dos estabelecimentos localizados no estado do Mato Grosso - 2015

(continuação)

CNAE	INDICADORES DE ACIDENTES DO TRABALHO						
	Incidência (por 1.000 vínculos)	Incidência de Doenças Ocupacionais (por 1.000 vínculos)	Incidência de Acidentes Típicos (por 1.000 vínculos)	Incidência de Incapacidade Temporária (por 1.000 vínculos)	Taxa de Mortalidade (por 100.000 vínculos)	Taxa de Letalidade (por 1.000 acidentes)	Acidentalidade para a faixa 16 a 34 anos (por 100 acidentes)
2532	17,12	–	5,71	17,12	–	–	100,00
2539	19,85	–	13,75	19,85	–	–	53,85
2542	8,54	–	4,27	8,54	–	–	100,00
2592	–	–	–	–	–	–	–
2599	23,35	–	15,56	23,35	–	–	58,33
2710	13,02	–	8,68	13,02	–	–	33,33
2823	–	–	–	–	–	–	–
2829	34,74	–	34,74	34,74	–	–	20,00
2833	84,36	–	80,25	86,42	205,76	24,39	53,66
2869	24,95	–	8,32	24,95	–	–	100,00
2930	8,30	–	5,54	8,30	–	–	66,67
2950	4,66	–	4,66	4,66	–	–	50,00
3101	22,00	0,88	16,28	21,56	–	–	58,00
3102	18,32	–	18,32	18,32	–	–	100,00
3103	9,58	–	9,58	9,58	–	–	–
3104	14,97	–	7,48	14,97	–	–	50,00
3250	4,71	–	–	4,71	–	–	100,00
3299	7,54	–	–	7,54	–	–	33,33
3313	20,85	–	6,95	13,90	694,85	333,33	100,00
3314	10,58	0,88	9,69	10,58	–	–	41,67
3316	–	–	–	–	–	–	–
3321	11,93	–	4,77	11,93	–	–	60,00
3329	–	–	–	–	–	–	–
3511	38,06	2,54	30,45	33,83	84,58	22,22	60,00
3512	17,23	–	11,49	17,23	–	–	66,67
3514	16,37	–	14,16	15,93	–	–	54,05
3600	30,43	–	24,69	25,26	–	–	43,40
3702	58,49	–	29,24	58,49	–	–	16,67
3811	112,05	19,68	66,62	110,54	–	–	71,62
3832	21,03	–	15,78	10,52	–	–	25,00
4110	31,08	–	25,53	29,97	111,01	35,71	35,71
4120	14,35	0,19	10,00	13,86	28,99	20,20	49,16
4211	24,27	0,27	18,54	22,09	–	–	41,57
4212	22,39	–	21,17	10,71	–	–	60,87
4213	12,44	–	12,44	12,44	–	–	100,00
4221	34,07	–	30,35	20,70	23,25	6,83	68,26
4222	4,26	–	–	4,26	–	–	100,00
4292	21,98	–	16,49	23,08	–	–	35,00
4299	13,33	–	8,42	12,63	–	–	52,63
4311	27,38	–	27,38	27,38	–	–	66,67
4313	14,00	–	10,00	13,34	–	–	38,10
4319	24,84	–	24,84	4,14	–	–	66,67
4321	20,66	–	16,73	17,71	–	–	61,90
4322	6,20	2,07	4,13	6,20	–	–	66,67
4329	13,55	–	9,79	13,55	–	–	55,56
4330	8,47	–	5,08	9,32	84,72	100,00	40,00
4391	4,70	–	4,70	4,70	–	–	100,00
4399	19,26	–	14,88	18,82	–	–	52,27
4511	7,33	–	3,14	7,33	–	–	64,29
4520	9,95	0,55	5,90	9,95	18,43	18,52	59,26
4530	8,93	0,06	5,24	8,50	–	–	67,59
4541	10,19	–	3,22	9,92	–	–	89,47
4543	12,00	–	8,00	12,00	–	–	100,00
4615	2,25	–	2,25	2,25	–	–	100,00
4622	16,48	–	12,56	14,91	–	–	64,29
4623	9,51	–	5,60	8,96	–	–	70,59
4632	8,88	0,89	4,88	8,88	–	–	55,00
4633	13,34	–	5,93	13,34	148,24	111,11	44,44
4634	6,43	–	2,14	6,43	–	–	66,67
4635	25,99	–	15,26	24,75	–	–	69,84
4637	3,84	–	1,92	3,84	–	–	50,00
4639	13,87	–	6,36	13,29	–	–	62,50
4641	13,74	–	9,16	13,74	–	–	33,33
4642	9,27	–	9,27	9,27	–	–	100,00
4644	5,15	–	1,29	3,86	–	–	50,00
4645	–	–	–	–	–	–	–
4646	6,14	–	–	4,09	–	–	66,67
4647	29,61	–	22,21	29,61	–	–	75,00
4649	8,52	–	4,26	8,52	–	–	33,33
4651	–	–	–	–	–	–	–
4661	13,11	0,21	8,12	12,90	41,62	31,75	79,37
4662	7,55	1,89	3,78	3,78	–	–	25,00
4665	13,08	–	–	13,08	–	–	–
4669	15,10	–	3,77	15,10	–	–	75,00
4671	33,55	–	23,48	33,55	–	–	20,00
4679	13,16	–	9,57	10,76	–	–	63,64
4681	10,39	–	7,42	8,16	–	–	35,71
4682	79,69	–	50,33	75,50	–	–	68,42
4683	6,85	–	1,30	6,85	–	–	71,43
4686	–	–	–	–	–	–	–
4687	19,07	–	14,31	19,07	–	–	62,50
4689	5,29	–	5,29	5,29	–	–	–

Capítulo 84 - Mato Grosso

84.1 - Indicadores de acidentes do trabalho, segundo a Classificação Nacional de Atividades Econômicas (CNAE), dos estabelecimentos localizados no estado do Mato Grosso - 2015

(continuação)

CNAE	INDICADORES DE ACIDENTES DO TRABALHO						
	Incidência (por 1.000 vínculos)	Incidência de Doenças Ocupacionais (por 1.000 vínculos)	Incidência de Acidentes Típicos (por 1.000 vínculos)	Incidência de Incapacidade Temporária (por 1.000 vínculos)	Taxa de Mortalidade (por 100.000 vínculos)	Taxa de Letalidade (por 1.000 acidentes)	Acidentalidade para a faixa 16 a 34 anos (por 100 acidentes)
4691	27,29	–	18,46	28,09	–	–	70,59
4692	7,06	–	7,06	7,06	–	–	–
4693	24,44	–	14,67	19,56	–	–	70,00
4711	11,53	0,03	6,85	11,39	6,88	5,97	64,48
4712	2,12	–	1,06	2,12	–	–	80,00
4713	7,23	–	4,34	5,79	–	–	60,00
4721	3,26	–	1,40	3,26	–	–	57,14
4722	15,34	1,10	8,76	15,34	–	–	85,71
4723	2,02	–	2,02	2,02	–	–	50,00
4724	2,09	–	2,09	2,09	–	–	100,00
4729	6,71	–	3,58	6,71	–	–	60,00
4731	4,53	0,09	2,05	4,27	8,89	19,61	60,78
4732	–	–	–	–	–	–	–
4741	10,82	–	3,61	10,82	–	–	100,00
4742	15,68	–	15,03	15,68	65,35	41,67	58,33
4743	14,10	–	4,70	14,10	117,46	83,33	75,00
4744	9,55	0,06	6,03	9,49	22,74	23,81	61,90
4751	3,53	–	1,63	3,80	27,15	76,92	92,31
4752	2,85	–	–	2,85	–	–	100,00
4753	8,12	–	3,16	8,12	–	–	70,37
4754	4,12	–	1,65	3,70	20,58	50,00	50,00
4755	2,49	–	0,62	2,49	–	–	50,00
4757	5,06	–	5,06	5,06	–	–	100,00
4759	4,34	–	1,45	3,62	–	–	50,00
4761	0,62	–	–	0,62	–	–	100,00
4763	2,82	–	0,70	2,82	–	–	50,00
4771	4,35	–	1,96	4,24	–	–	85,00
4772	4,75	–	2,72	4,75	–	–	57,14
4773	3,90	–	–	3,90	–	–	100,00
4774	0,79	–	–	0,79	–	–	–
4781	3,20	0,07	1,19	3,20	–	–	67,44
4782	0,99	–	–	0,99	–	–	100,00
4783	–	–	–	–	–	–	–
4784	19,82	0,90	11,71	18,92	–	–	95,45
4789	5,26	–	3,24	5,06	–	–	73,08
4911	17,81	–	17,81	7,42	–	–	58,33
4921	12,95	–	6,33	12,67	28,79	22,22	37,78
4922	13,51	–	4,50	12,87	–	–	28,57
4923	–	–	–	–	–	–	–
4924	–	–	–	–	–	–	–
4929	–	–	–	–	–	–	–
4930	15,06	0,04	10,34	14,04	65,10	43,24	41,35
5111	21,08	–	2,34	21,08	–	–	88,89
5211	18,34	–	12,80	17,30	–	–	60,38
5212	23,76	–	4,53	23,76	–	–	52,38
5221	37,02	–	29,40	16,33	108,89	29,41	64,71
5223	2,04	–	–	2,04	–	–	–
5229	16,56	–	9,47	16,56	–	–	28,57
5240	40,88	–	16,35	40,88	–	–	73,33
5310	133,77	0,58	125,62	92,47	–	–	43,48
5320	19,74	–	6,58	19,74	–	–	66,67
5510	4,18	0,15	2,09	3,89	14,95	35,71	46,43
5590	16,93	–	16,93	16,93	–	–	–
5611	6,03	0,06	2,99	5,85	–	–	63,37
5620	6,10	–	4,75	5,09	–	–	61,11
5822	9,89	–	–	9,89	–	–	100,00
5829	4,32	–	4,32	4,32	–	–	–
5911	–	–	–	–	–	–	–
5914	15,96	–	5,32	10,64	–	–	66,67
6010	2,95	–	–	2,95	–	–	50,00
6021	3,02	1,01	–	3,02	–	–	100,00
6022	–	–	–	–	–	–	–
6110	18,97	–	14,23	18,97	–	–	58,33
6120	6,45	–	4,30	6,45	–	–	33,33
6190	3,50	–	3,50	3,50	–	–	100,00
6201	54,05	–	–	54,05	–	–	62,50
6202	3,40	–	1,70	2,83	–	–	33,33
6204	17,79	–	–	17,79	–	–	50,00
6209	1,45	–	–	1,45	–	–	100,00
6311	–	–	–	–	–	–	–
6319	–	–	–	–	–	–	–
6421	14,33	1,43	12,18	4,30	–	–	50,00
6422	14,14	6,24	6,66	7,90	–	–	23,53
6423	0,96	–	0,96	0,96	–	–	–
6424	1,08	0,72	0,36	1,08	–	–	66,67
6462	12,63	–	8,42	12,63	–	–	33,33
6463	15,75	–	–	15,75	–	–	–
6491	–	–	–	–	–	–	–
6493	–	–	–	–	–	–	–
6512	–	–	–	–	–	–	–
6550	6,96	–	1,99	5,96	–	–	71,43
6619	–	–	–	–	–	–	–

Capítulo 84 - Mato Grosso

84.1 - Indicadores de acidentes do trabalho, segundo a Classificação Nacional de Atividades Econômicas (CNAE), dos estabelecimentos localizados no estado do Mato Grosso - 2015

(conclusão)

CNAE	INDICADORES DE ACIDENTES DO TRABALHO						
	Incidência (por 1.000 vínculos)	Incidência de Doenças Ocupacionais (por 1.000 vínculos)	Incidência de Acidentes Típicos (por 1.000 vínculos)	Incidência de Incapacidade Temporária (por 1.000 vínculos)	Taxa de Mortalidade (por 100.000 vínculos)	Taxa de Letalidade (por 1.000 acidentes)	Acidentalidade para a faixa 16 a 34 anos (por 100 acidentes)
6622	7,33	–	–	7,33	–	–	100,00
6810	30,51	–	19,83	28,99	–	–	25,00
6821	2,07	–	–	2,07	–	–	100,00
6822	9,13	–	6,08	9,13	–	–	66,67
6911	0,83	–	0,42	0,83	–	–	100,00
6912	7,75	–	–	7,75	–	–	100,00
6920	3,96	–	1,17	3,81	–	–	77,78
7020	16,44	–	–	10,96	–	–	33,33
7112	41,14	–	35,86	31,65	–	–	69,23
7119	44,21	–	44,21	44,21	276,31	62,50	43,75
7120	8,21	–	6,57	8,21	–	–	100,00
7210	31,41	2,24	20,19	31,41	–	–	42,86
7311	–	–	–	–	–	–	–
7312	–	–	–	–	–	–	–
7319	20,59	–	3,43	20,59	–	–	50,00
7420	12,86	–	4,29	12,86	–	–	100,00
7490	30,32	–	16,85	28,64	–	–	100,00
7500	–	–	–	–	–	–	–
7711	5,77	–	1,44	4,33	–	–	75,00
7723	3,02	–	–	3,02	–	–	–
7729	–	–	–	–	–	–	–
7731	17,30	–	5,77	17,30	–	–	–
7732	15,11	–	6,87	13,74	–	–	54,55
7739	–	–	–	–	–	–	–
7820	6,17	–	0,69	4,80	68,50	111,11	44,44
7830	22,26	–	16,70	22,26	–	–	50,00
7911	0,95	–	–	0,95	–	–	–
8011	6,21	–	1,95	6,21	–	–	65,71
8012	18,18	–	8,21	18,18	–	–	51,61
8020	16,65	–	6,66	16,65	–	–	40,00
8111	4,98	–	1,49	4,98	–	–	50,00
8112	6,14	–	3,37	5,52	30,68	50,00	45,00
8121	3,13	0,17	0,70	3,13	–	–	38,89
8122	18,46	–	18,46	14,76	–	–	80,00
8129	25,42	–	17,79	25,42	254,18	100,00	50,00
8130	35,40	–	25,96	21,24	235,99	66,67	46,67
8211	7,94	0,47	3,74	7,47	–	–	82,35
8219	10,04	0,77	3,09	6,18	–	–	53,85
8220	4,01	–	2,01	4,01	–	–	50,00
8230	11,10	–	9,51	11,10	–	–	71,43
8291	4,06	–	1,01	4,06	–	–	50,00
8299	7,96	–	5,41	7,64	–	–	68,00
8411	1,98	0,03	1,26	1,36	1,27	6,41	32,69
8412	–	–	–	–	–	–	–
8423	5,36	2,68	–	5,36	–	–	100,00
8424	1,22	–	1,22	1,22	–	–	–
8511	87,93	–	4,40	87,93	–	–	32,50
8512	1,10	–	–	1,10	–	–	50,00
8513	2,71	–	1,97	2,47	–	–	36,36
8520	9,57	–	7,89	9,01	–	–	41,18
8531	5,20	–	1,73	4,86	–	–	33,33
8532	5,57	–	3,71	5,57	–	–	38,10
8541	–	–	–	–	–	–	–
8593	1,70	–	–	1,70	–	–	100,00
8599	7,86	–	3,27	7,86	–	–	63,89
8610	64,89	–	52,06	30,99	–	–	43,39
8630	5,79	–	4,18	3,86	–	–	72,22
8640	12,61	0,24	8,97	5,33	–	–	51,92
8650	4,27	–	1,71	3,42	–	–	40,00
8660	176,81	–	131,18	102,66	–	–	54,84
8690	4,91	–	4,91	4,91	–	–	–
8711	4,89	–	4,89	4,89	–	–	–
8712	23,14	7,71	7,71	23,14	–	–	–
8730	–	–	–	–	–	–	–
8800	25,39	–	19,42	18,67	–	–	38,24
9001	–	–	–	–	–	–	–
9312	2,45	–	2,45	2,45	–	–	100,00
9313	2,75	–	1,37	2,75	–	–	50,00
9329	14,57	–	10,93	14,57	–	–	75,00
9411	1,45	–	1,45	1,45	–	–	100,00
9412	2,28	–	–	2,28	–	–	–
9420	2,03	–	1,02	2,03	–	–	100,00
9430	2,59	–	1,65	2,35	–	–	27,27
9491	2,08	–	1,04	2,08	–	–	–
9499	16,18	–	6,94	11,56	–	–	85,71
9511	3,73	–	2,49	3,73	124,37	333,33	66,67
9512	9,19	–	9,19	9,19	–	–	100,00
9521	16,79	–	4,80	16,79	–	–	85,71
9529	19,73	–	3,95	19,73	–	–	100,00
9601	9,37	–	5,86	9,37	–	–	12,50
9602	1,28	–	1,28	1,28	–	–	–
9603	8,00	–	2,29	6,86	114,26	142,86	42,86
9609	3,48	–	–	3,48	–	–	100,00
9700	1,92	–	0,77	1,92	–	–	40,00
Outros(1)	18,08	0,13	8,24	17,15	39,88	22,06	53,68

Fonte: DATAPREV, CAT, SUB, CNIS.

Notas: 1. Os dados são preliminares, estando sujeitos a correções.
2. As atividades econômicas que apresentam valores zerados para os indicadores são aquelas onde não ocorreram acidentes no período.

(1) Englobam as atividades que possuíam número médio de vínculos no ano menor que 100.

Capítulo 84 - Mato Grosso

84.2 - Indicadores de acidentes do trabalho, segundo a Classificação Nacional de Atividades Econômicas (CNAE), dos estabelecimentos localizados no estado do Mato Grosso - 2016

(continua)

CNAE	INDICADORES DE ACIDENTES DO TRABALHO						
	Incidência (por 1.000 vínculos)	Incidência de Doenças Ocupacionais (por 1.000 vínculos)	Incidência de Acidentes Típicos (por 1.000 vínculos)	Incidência de Incapacidade Temporária (por 1.000 vínculos)	Taxa de Mortalidade (por 100.000 vínculos)	Taxa de Letalidade (por 1.000 acidentes)	Acidentalidade para a faixa 16 a 34 anos (por 100 acidentes)
TOTAL	**16,39**	**0,27**	**10,37**	**14,00**	**15,55**	**9,49**	**52,16**
0111	3,22	–	2,38	3,22	11,92	37,04	48,15
0112	42,94	–	26,89	42,54	–	–	56,07
0113	10,97	–	9,75	10,97	24,38	22,22	55,56
0115	25,35	0,12	22,53	24,38	24,20	9,55	51,43
0116	3,02	–	3,02	3,02	–	–	100,00
0121	90,45	–	–	90,45	–	–	62,79
0139	7,80	–	3,90	7,80	–	–	50,00
0141	647,73	2,01	591,58	641,71	802,14	12,38	45,20
0151	11,61	–	10,34	11,58	9,57	8,24	52,47
0154	12,56	1,26	9,42	11,93	62,81	50,00	40,00
0155	5,02	–	3,68	4,01	–	–	60,00
0159	4,05	–	–	4,05	–	–	100,00
0161	5,32	–	4,45	5,32	–	–	56,36
0162	14,30	–	10,72	15,01	–	–	45,00
0163	16,46	–	5,49	16,46	–	–	66,67
0210	31,70	–	28,63	31,70	–	–	45,16
0220	16,28	–	11,76	16,28	–	–	22,22
0230	16,21	–	16,21	18,01	180,07	111,11	55,56
0322	13,75	–	13,75	13,75	–	–	50,00
0724	16,91	0,70	14,09	10,57	–	–	66,67
0810	20,96	–	15,90	19,51	–	–	58,62
0891	57,74	–	54,70	51,66	303,87	52,63	47,37
0899	31,96	–	22,83	22,83	–	–	57,14
1011	55,61	2,08	44,98	33,10	25,94	4,66	60,26
1012	41,20	4,40	33,47	11,38	–	–	67,54
1013	35,99	–	28,17	35,99	–	–	43,48
1020	23,73	–	23,73	23,73	–	–	66,67
1041	22,00	–	16,50	18,50	49,99	22,73	72,73
1042	29,22	1,17	10,52	22,21	–	–	64,00
1051	14,40	–	14,40	14,40	–	–	50,00
1052	28,58	–	18,00	28,58	105,86	37,04	53,70
1053	10,20	–	–	10,20	–	–	50,00
1061	27,27	–	21,82	28,64	–	–	50,00
1066	23,97	–	18,40	22,26	42,80	17,86	60,71
1069	11,62	–	7,75	11,62	–	–	55,56
1071	50,42	–	50,42	38,10	–	–	46,67
1081	19,29	–	12,86	19,29	–	–	66,67
1091	14,24	0,43	9,92	14,24	–	–	60,61
1099	16,32	–	8,16	16,32	–	–	58,33
1111	29,29	–	9,76	29,29	–	–	100,00
1113	21,25	–	11,05	14,45	–	–	68,00
1121	41,46	1,97	39,49	41,46	197,43	47,62	66,67
1122	29,92	–	20,27	24,13	–	–	70,97
1311	24,99	–	23,99	25,99	99,97	40,00	76,00
1321	9,45	–	9,45	9,45	–	–	–
1359	–	–	–	–	–	–	–
1411	3,71	–	–	3,71	–	–	100,00
1412	1,34	–	1,34	1,34	–	–	100,00
1413	1,54	–	–	1,54	–	–	100,00
1422	8,56	–	–	8,56	–	–	–
1510	37,39	–	30,94	32,87	–	–	60,34
1610	27,75	0,25	21,72	27,37	12,56	4,52	42,99
1621	17,43	–	11,62	17,43	–	–	27,78
1622	25,14	–	16,76	25,14	–	–	50,00
1629	5,70	–	5,70	11,41	–	–	–
1811	8,91	–	4,46	8,91	–	–	75,00
1813	9,19	–	8,17	9,19	–	–	77,78
1931	14,57	–	13,37	13,57	–	–	47,95
1932	13,90	–	13,90	13,90	–	–	75,00
2013	34,16	–	24,60	30,06	–	–	84,00
2029	4,65	–	4,65	4,65	–	–	100,00
2062	8,35	–	4,18	8,35	–	–	50,00
2071	32,76	–	27,30	32,76	–	–	16,67
2212	15,39	–	13,99	15,39	–	–	63,64
2219	71,43	–	11,90	71,43	–	–	33,33
2221	19,36	–	12,91	19,36	–	–	50,00
2222	12,95	–	2,16	12,95	–	–	83,33
2223	25,84	–	17,23	25,84	–	–	100,00
2229	20,18	–	17,30	20,18	–	–	28,57
2311	66,12	–	48,08	66,12	–	–	54,55
2320	13,57	–	13,57	8,14	–	–	60,00
2330	15,28	–	10,07	14,93	34,72	22,73	45,45
2342	14,97	–	11,48	13,97	–	–	46,67
2391	7,13	–	5,35	7,13	–	–	75,00
2422	68,53	–	65,11	65,11	–	–	60,00
2424	14,97	–	7,48	11,23	–	–	–
2441	–	–	–	–	–	–	–
2511	28,21	0,72	21,70	27,48	–	–	53,85
2512	14,37	–	12,77	14,37	–	–	55,56
2532	–	–	–	–	–	–	–
2539	20,38	–	11,64	20,38	–	–	57,14

Capítulo 84 - Mato Grosso

84.2 - Indicadores de acidentes do trabalho, segundo a Classificação Nacional de Atividades Econômicas (CNAE), dos estabelecimentos localizados no estado do Mato Grosso - 2016

(continuação)

CNAE	INDICADORES DE ACIDENTES DO TRABALHO						
	Incidência (por 1.000 vínculos)	Incidência de Doenças Ocupacionais (por 1.000 vínculos)	Incidência de Acidentes Típicos (por 1.000 vínculos)	Incidência de Incapacidade Temporária (por 1.000 vínculos)	Taxa de Mortalidade (por 100.000 vínculos)	Taxa de Letalidade (por 1.000 acidentes)	Acidentalidade para a faixa 16 a 34 anos (por 100 acidentes)
2542	15,64	–	11,73	15,64	–	–	50,00
2592	41,15	–	41,15	41,15	–	–	40,00
2599	31,36	–	25,48	31,36	–	–	87,50
2710	20,35	–	18,31	18,31	–	–	60,00
2823	27,43	–	20,57	27,43	–	–	50,00
2829	8,53	–	8,53	8,53	–	–	100,00
2833	56,74	–	47,66	56,74	–	–	56,00
2930	34,40	–	20,64	34,40	–	–	40,00
2950	5,42	–	2,71	5,42	–	–	50,00
3101	21,81	–	14,54	21,81	51,93	23,81	69,05
3102	16,87	–	8,44	16,87	–	–	75,00
3104	15,42	–	10,28	13,70	–	–	77,78
3250	–	–	–	–	–	–	–
3299	13,69	–	13,69	13,69	–	–	80,00
3313	6,89	–	6,89	6,89	–	–	100,00
3314	13,51	–	9,91	13,51	–	–	60,00
3316	9,52	–	9,52	9,52	–	–	100,00
3321	11,03	–	6,62	11,03	220,51	200,00	60,00
3329	–	–	–	–	–	–	–
3511	40,98	0,79	33,88	34,67	–	–	38,46
3512	16,52	–	11,01	11,01	550,71	333,33	33,33
3514	17,68	–	13,98	15,21	41,11	23,26	65,12
3600	18,13	–	17,54	14,62	–	–	25,81
3811	79,61	–	56,49	77,04	–	–	74,19
3832	19,58	–	6,53	19,58	–	–	100,00
3900	2,40	–	–	2,40	–	–	100,00
4110	16,99	–	15,78	16,99	121,36	71,43	50,00
4120	13,90	0,25	9,62	13,22	12,41	8,93	44,64
4211	20,38	0,54	14,40	19,29	27,17	13,33	41,33
4212	10,92	–	10,92	5,46	–	–	66,67
4213	12,53	–	12,53	12,53	–	–	33,33
4221	18,27	–	15,59	15,33	–	–	52,45
4222	–	–	–	–	–	–	–
4292	20,57	–	13,71	20,57	–	–	46,67
4299	14,42	–	9,33	14,42	–	–	47,06
4311	6,78	–	–	6,78	–	–	100,00
4313	19,90	0,40	15,52	19,10	39,80	20,00	36,00
4319	25,59	–	25,59	25,59	–	–	25,00
4321	19,13	–	17,00	11,69	106,27	55,56	66,67
4322	5,48	–	3,65	5,48	–	–	100,00
4329	11,55	–	8,66	11,55	–	–	50,00
4330	13,68	–	6,84	9,77	–	–	92,86
4391	17,13	–	5,71	17,13	–	–	100,00
4399	14,20	0,55	9,83	14,20	–	–	53,85
4511	10,00	–	4,80	8,80	–	–	78,00
4520	9,03	0,18	5,89	8,84	–	–	73,47
4530	9,74	0,13	5,22	9,42	–	–	64,71
4541	9,23	–	1,79	9,23	29,77	32,26	67,74
4543	16,78	–	–	16,78	–	–	50,00
4615	2,43	–	–	2,43	–	–	–
4619	40,24	–	24,14	40,24	–	–	40,00
4622	18,01	0,34	13,59	15,29	67,94	37,74	66,04
4623	16,14	–	11,30	14,53	–	–	66,67
4632	10,05	–	7,12	7,53	–	–	70,83
4633	9,08	–	3,03	9,08	–	–	83,33
4634	11,97	–	7,18	11,97	–	–	100,00
4635	27,31	–	12,14	24,27	–	–	69,84
4637	–	–	–	–	–	–	–
4639	11,44	–	4,29	11,44	–	–	47,50
4641	–	–	–	–	–	–	–
4642	16,47	–	–	16,47	–	–	100,00
4644	4,09	–	2,73	4,09	–	–	33,33
4645	8,19	–	4,10	8,19	–	–	100,00
4646	9,81	–	3,92	5,89	–	–	60,00
4647	8,20	–	–	8,20	–	–	100,00
4649	8,74	–	4,37	8,74	–	–	83,33
4651	3,42	–	–	3,42	–	–	100,00
4661	11,87	–	9,54	11,02	42,38	35,71	80,36
4662	16,24	–	9,28	13,92	–	–	57,14
4665	–	–	–	–	–	–	–
4669	–	–	–	–	–	–	–
4671	29,12	–	16,64	29,12	–	–	28,57
4672	19,83	–	9,92	19,83	–	–	50,00
4679	12,59	–	6,29	10,07	–	–	70,00
4681	2,28	–	2,28	2,28	–	–	33,33
4682	49,30	–	41,08	41,08	–	–	91,67
4683	4,96	–	2,65	4,30	33,10	66,67	60,00
4686	–	–	–	–	–	–	–
4687	10,12	–	7,59	10,12	–	–	50,00
4689	–	–	–	–	–	–	–
4691	27,80	–	15,53	26,98	–	–	67,65
4692	4,65	–	4,65	4,65	–	–	50,00

Capítulo 84 - Mato Grosso

84.2 - Indicadores de acidentes do trabalho, segundo a Classificação Nacional de Atividades Econômicas (CNAE), dos estabelecimentos localizados no estado do Mato Grosso - 2016

(continuação)

CNAE	INDICADORES DE ACIDENTES DO TRABALHO						
	Incidência (por 1.000 vínculos)	Incidência de Doenças Ocupacionais (por 1.000 vínculos)	Incidência de Acidentes Típicos (por 1.000 vínculos)	Incidência de Incapacidade Temporária (por 1.000 vínculos)	Taxa de Mortalidade (por 100.000 vínculos)	Taxa de Letalidade (por 1.000 acidentes)	Acidentalidade para a faixa 16 a 34 anos (por 100 acidentes)
4693	8,46	–	8,46	8,46	–	–	33,33
4711	11,55	0,03	6,56	11,27	3,49	3,02	72,51
4712	4,02	–	2,21	3,81	–	–	50,00
4713	–	–	–	–	–	–	–
4721	3,23	–	1,38	3,23	–	–	57,14
4722	10,03	–	6,38	10,03	–	–	81,82
4723	5,04	–	3,02	5,04	100,72	200,00	60,00
4724	5,73	–	3,82	5,73	–	–	33,33
4729	2,68	–	1,34	2,68	–	–	50,00
4731	4,41	0,18	1,84	4,14	9,19	20,83	54,17
4732	7,89	–	7,89	7,89	–	–	100,00
4741	3,53	–	1,76	1,76	–	–	100,00
4742	14,40	–	10,28	13,03	68,56	47,62	71,43
4743	17,00	–	14,57	17,00	–	–	85,71
4744	8,50	0,18	5,61	8,19	18,48	21,74	65,94
4751	6,00	–	2,40	5,70	–	–	80,00
4752	4,58	–	4,58	4,58	91,69	200,00	80,00
4753	6,00	–	1,67	6,00	16,68	27,78	55,56
4754	4,31	0,23	2,27	4,31	–	–	68,42
4755	1,30	–	–	1,30	–	–	50,00
4757	7,05	–	5,29	7,05	–	–	75,00
4759	4,40	–	2,93	4,40	–	–	66,67
4761	1,29	–	0,65	1,29	–	–	100,00
4763	4,97	–	2,13	4,26	–	–	85,71
4771	4,82	0,22	2,08	4,49	–	–	77,27
4772	2,74	–	0,68	2,74	–	–	75,00
4773	–	–	–	–	–	–	–
4774	1,59	–	–	1,59	–	–	100,00
4781	3,62	0,31	1,16	3,54	–	–	68,09
4782	2,10	–	0,35	2,10	–	–	83,33
4783	–	–	–	–	–	–	–
4784	17,79	–	10,16	17,79	169,41	95,24	71,43
4789	4,36	–	1,45	4,36	–	–	57,14
4911	8,57	–	7,50	6,43	–	–	62,50
4921	7,69	–	3,84	7,69	–	–	37,50
4922	6,96	–	4,17	6,26	69,56	100,00	20,00
4923	10,44	–	10,44	10,44	–	–	50,00
4924	6,18	–	–	6,18	–	–	100,00
4929	3,08	–	–	3,08	–	–	50,00
4930	14,57	0,04	9,66	14,02	109,15	74,93	36,89
5111	18,83	–	13,45	10,76	–	–	71,43
5211	22,63	–	18,02	21,48	–	–	54,24
5212	16,83	1,12	7,85	15,71	–	–	73,33
5221	31,63	–	23,26	13,96	–	–	55,88
5223	3,85	–	1,92	3,85	–	–	100,00
5229	2,87	–	2,87	2,87	286,53	1.000,00	100,00
5240	33,52	–	13,41	26,82	–	–	80,00
5310	152,76	4,21	138,33	133,51	60,14	3,94	34,65
5320	29,38	–	8,39	27,28	–	–	71,43
5510	5,37	–	3,16	5,05	–	–	52,94
5590	–	–	–	–	–	–	–
5611	5,12	0,12	3,07	5,00	6,03	11,76	58,82
5620	7,75	–	4,65	6,59	–	–	55,00
5829	–	–	–	–	–	–	–
5911	–	–	–	–	–	–	–
5914	–	–	–	–	–	–	–
6010	–	–	–	–	–	–	–
6021	1,90	–	–	1,90	–	–	50,00
6110	6,59	–	4,94	6,59	–	–	25,00
6120	2,28	–	–	2,28	–	–	100,00
6190	9,66	–	8,05	11,27	160,99	166,67	50,00
6201	11,82	–	–	11,82	–	–	–
6202	1,77	–	–	1,77	–	–	66,67
6204	–	–	–	–	–	–	–
6209	3,36	–	2,01	2,01	–	–	80,00
6311	2,19	–	2,19	2,19	–	–	100,00
6319	–	–	–	–	–	–	–
6421	5,96	1,49	3,72	4,47	–	–	25,00
6422	19,08	10,60	5,51	13,99	–	–	48,89
6423	1,96	0,98	0,98	0,98	–	–	–
6424	3,36	0,34	1,68	3,03	–	–	70,00
6462	20,23	–	15,17	20,23	–	–	50,00
6491	–	–	–	–	–	–	–
6493	5,09	–	–	5,09	–	–	100,00
6512	–	–	–	–	–	–	–
6550	9,45	–	6,61	9,45	–	–	80,00
6619	–	–	–	–	–	–	–
6622	3,34	–	–	3,34	–	–	100,00
6810	13,59	–	10,20	10,20	–	–	50,00
6821	2,04	–	–	2,04	–	–	100,00
6822	16,79	–	14,00	14,00	–	–	50,00
6911	–	–	–	–	–	–	–

Capítulo 84 - Mato Grosso

84.2 - Indicadores de acidentes do trabalho, segundo a Classificação Nacional de Atividades Econômicas (CNAE), dos estabelecimentos localizados no estado do Mato Grosso - 2016

(conclusão)

CNAE	INDICADORES DE ACIDENTES DO TRABALHO						
	Incidência (por 1.000 vínculos)	Incidência de Doenças Ocupacionais (por 1.000 vínculos)	Incidência de Acidentes Típicos (por 1.000 vínculos)	Incidência de Incapacidade Temporária (por 1.000 vínculos)	Taxa de Mortalidade (por 100.000 vínculos)	Taxa de Letalidade (por 1.000 acidentes)	Acidentalidade para a faixa 16 a 34 anos (por 100 acidentes)
6912	10,85	–	4,34	10,85	–	–	100,00
6920	3,69	0,15	0,74	3,10	–	–	72,00
7020	10,40	–	3,47	10,40	–	–	66,67
7112	39,29	1,64	21,28	39,29	163,69	41,67	58,33
7119	16,42	–	16,42	16,42	–	–	60,00
7120	14,33	–	5,97	13,14	–	–	83,33
7210	34,66	2,48	24,76	24,76	–	–	64,29
7311	3,39	–	3,39	3,39	–	–	100,00
7312	9,81	–	4,91	9,81	–	–	–
7319	13,67	–	2,73	13,67	–	–	80,00
7420	4,46	–	–	4,46	–	–	100,00
7490	11,77	–	5,04	8,40	–	–	57,14
7500	7,93	–	7,93	7,93	–	–	100,00
7711	3,16	–	3,16	3,16	–	–	50,00
7723	6,60	3,30	3,30	6,60	–	–	–
7729	–	–	–	–	–	–	–
7731	–	–	–	–	–	–	–
7732	12,38	–	12,38	10,83	–	–	37,50
7739	5,26	–	5,26	5,26	–	–	50,00
7820	11,95	–	3,98	11,95	132,76	111,11	55,56
7911	3,22	–	1,07	3,22	–	–	100,00
8011	8,17	0,18	1,27	7,98	–	–	64,44
8012	19,32	1,33	4,66	19,32	–	–	41,38
8020	5,16	1,72	1,72	5,16	–	–	66,67
8111	2,61	–	0,44	2,18	–	–	50,00
8112	5,62	–	2,81	5,62	–	–	38,89
8121	8,27	–	2,65	7,94	49,63	60,00	42,00
8122	14,71	–	7,36	14,71	–	–	–
8129	44,08	–	20,99	37,78	–	–	52,38
8130	39,67	–	29,75	35,70	–	–	70,00
8211	4,79	–	1,31	4,79	–	–	63,64
8219	5,37	–	1,54	5,37	–	–	71,43
8220	2,50	–	–	2,50	–	–	100,00
8230	6,95	–	5,21	6,95	–	–	50,00
8291	3,88	–	2,91	3,88	–	–	50,00
8299	5,44	–	2,72	4,83	60,40	111,11	61,11
8411	1,95	0,03	1,25	1,50	1,31	6,76	33,11
8412	–	–	–	–	–	–	–
8413	–	–	–	–	–	–	–
8423	–	–	–	–	–	–	–
8424	3,73	–	3,73	3,73	–	–	66,67
8511	55,59	–	4,36	55,59	–	–	37,25
8512	3,81	1,09	1,09	3,81	–	–	28,57
8513	3,72	0,25	1,73	3,47	–	–	20,00
8520	2,70	–	2,16	2,70	–	–	20,00
8531	4,77	–	2,04	4,43	–	–	28,57
8532	4,29	–	2,29	3,72	–	–	60,00
8541	3,84	–	–	7,68	–	–	–
8593	1,59	–	–	1,59	–	–	–
8599	8,59	0,23	5,65	7,23	–	–	52,63
8610	53,41	0,08	40,14	22,87	–	–	39,97
8630	4,83	0,30	1,81	2,72	–	–	68,75
8640	18,29	0,23	12,90	9,14	23,45	12,82	58,97
8650	3,28	–	2,46	2,46	–	–	75,00
8660	248,42	–	199,82	129,61	–	–	39,13
8690	5,33	–	1,78	5,33	–	–	100,00
8711	4,75	–	–	4,75	–	–	100,00
8712	16,73	–	16,73	16,73	–	–	33,33
8730	4,23	–	4,23	4,23	–	–	–
8800	28,97	–	23,90	24,63	–	–	47,50
9001	8,00	–	8,00	8,00	–	–	100,00
9312	2,35	–	–	2,35	–	–	–
9313	5,08	–	–	5,08	–	–	25,00
9329	1,75	–	–	1,75	–	–	–
9411	15,93	–	10,14	13,04	–	–	36,36
9412	8,64	–	6,48	6,48	–	–	25,00
9420	8,88	–	4,94	7,90	–	–	22,22
9430	3,29	–	2,12	3,06	–	–	64,29
9491	3,01	0,50	1,50	3,01	–	–	16,67
9499	8,00	–	2,00	8,00	–	–	25,00
9511	3,09	–	–	3,09	–	–	100,00
9512	9,13	–	–	9,13	–	–	100,00
9521	13,09	–	7,85	13,09	–	–	60,00
9529	11,34	–	–	11,34	–	–	66,67
9601	14,28	–	13,09	13,09	–	–	41,67
9602	1,28	–	1,28	1,28	–	–	–
9603	9,07	–	–	9,07	–	–	37,50
9609	3,54	–	3,54	3,54	–	–	25,00
9700	20,16	–	6,72	20,16	–	–	–
Outros (1)	16,47	0,26	8,96	15,94	39,53	24,00	56,00

Fonte: DATAPREV, CAT, SUB, CNIS.

Notas: 1. Os dados são preliminares, estando sujeitos a correções.
2. As atividades econômicas que apresentam valores zerados para os indicadores são aquelas onde não ocorreram acidentes no período.

(1) Englobam as atividades que possuíam número médio de vínculos no ano menor que 100.

Capítulo 85 - Goiás

85.1 - Indicadores de acidentes do trabalho, segundo a Classificação Nacional de Atividades Econômicas (CNAE), dos estabelecimentos localizados no estado de Goiás - 2015

(continua)

CNAE	INDICADORES DE ACIDENTES DO TRABALHO						
	Incidência (por 1.000 vínculos)	Incidência de Doenças Ocupacionais (por 1.000 vínculos)	Incidência de Acidentes Típicos (por 1.000 vínculos)	Incidência de Incapacidade Temporária (por 1.000 vínculos)	Taxa de Mortalidade (por 100.000 vínculos)	Taxa de Letalidade (por 1.000 acidentes)	Acidentalidade para a faixa 16 a 34 anos (por 100 acidentes)
TOTAL	**11,77**	**0,16**	**7,57**	**9,99**	**7,66**	**6,51**	**55,24**
0111	6,05	–	4,32	5,90	14,40	23,81	57,14
0112	143,79	–	17,43	143,79	–	–	27,27
0113	21,82	–	20,99	19,60	13,90	6,37	50,96
0115	12,28	–	11,00	12,57	28,56	23,26	41,86
0116	–	–	–	–	–	–	–
0121	3,81	–	1,63	3,81	–	–	42,86
0122	7,78	–	7,78	7,78	388,85	500,00	–
0133	2,93	–	2,93	2,93	–	–	–
0134	13,98	–	10,48	13,98	–	–	50,00
0139	9,97	–	–	9,97	–	–	60,00
0141	65,45	0,62	57,43	63,29	92,62	14,15	41,51
0142	42,13	–	42,13	42,13	–	–	60,00
0151	4,10	0,03	3,73	4,10	3,06	7,46	41,04
0152	14,67	–	14,67	14,67	–	–	50,00
0153	–	–	–	–	–	–	–
0154	3,21	–	3,21	3,21	–	–	40,00
0155	8,75	–	8,16	7,76	19,89	22,73	38,64
0159	3,59	–	3,59	3,59	–	–	100,00
0161	3,97	–	3,25	3,83	14,45	36,36	49,09
0162	14,86	–	11,14	14,86	106,12	71,43	50,00
0163	5,36	–	4,29	5,36	–	–	60,00
0210	12,72	–	10,90	12,72	–	–	42,86
0220	–	–	–	–	–	–	–
0230	9,74	–	9,74	9,74	–	–	–
0322	–	–	–	–	–	–	–
0724	29,76	–	25,67	6,42	–	–	74,51
0729	19,45	–	19,45	1,95	–	–	63,33
0810	18,38	–	15,32	18,38	–	–	50,00
0891	22,91	2,64	16,74	15,86	88,11	38,46	46,15
0899	19,04	–	14,56	8,96	–	–	41,18
0990	26,70	–	26,70	–	–	–	25,00
1011	47,82	0,79	43,36	34,79	26,23	5,48	66,54
1012	24,28	0,91	20,90	7,56	5,04	2,07	74,69
1013	14,63	0,54	9,76	14,09	–	–	59,26
1020	5,04	–	–	5,04	–	–	100,00
1031	17,83	–	13,62	9,73	–	–	50,91
1032	26,14	–	23,28	25,73	–	–	54,69
1033	10,71	–	8,57	10,71	–	–	60,00
1041	19,10	–	16,95	17,91	–	–	53,75
1042	19,54	–	16,09	14,94	57,46	29,41	47,06
1043	18,87	–	18,87	18,87	–	–	75,00
1051	25,50	–	13,60	25,50	–	–	50,00
1052	15,10	0,16	10,85	13,05	–	–	59,38
1053	12,46	–	7,62	13,15	–	–	77,78
1061	15,64	–	9,13	14,99	–	–	45,83
1062	30,02	–	19,51	28,52	–	–	45,00
1064	14,32	–	8,19	14,32	–	–	57,14
1065	19,99	–	11,11	19,99	–	–	44,44
1066	17,98	–	13,66	17,26	–	–	62,00
1069	–	–	–	–	–	–	–
1071	27,31	0,08	25,65	20,74	7,54	2,76	55,25
1072	8,34	–	5,56	8,34	–	–	33,33
1081	2,69	–	1,34	2,69	–	–	100,00
1091	6,33	0,22	3,49	6,22	–	–	62,07
1092	62,62	–	56,68	7,31	–	–	81,02
1093	–	–	–	–	–	–	–
1094	13,54	–	1,93	13,54	–	–	57,14
1095	12,51	–	10,72	8,04	–	–	60,71
1096	33,05	–	21,25	33,05	–	–	64,29
1099	12,24	–	8,45	12,24	–	–	73,81
1111	6,04	–	6,04	6,04	–	–	–
1113	17,92	–	12,55	13,74	–	–	60,00
1121	16,62	–	14,96	16,62	–	–	60,00
1122	30,41	–	20,03	30,05	35,77	11,76	62,35
1311	14,40	–	14,40	14,40	–	–	–
1321	14,58	–	14,58	14,58	–	–	20,00
1330	–	–	–	–	–	–	–
1340	7,29	–	5,83	7,29	–	–	60,00
1351	3,53	–	2,83	3,53	–	–	100,00
1352	5,97	–	5,97	5,97	–	–	–
1354	3,62	–	–	3,62	–	–	100,00
1359	6,01	–	4,00	6,01	–	–	66,67
1411	3,21	–	0,29	3,21	–	–	54,55
1412	2,85	0,05	1,30	2,90	10,01	35,09	57,89
1413	8,57	–	3,67	6,12	–	–	57,14
1414	16,42	2,35	4,69	14,07	–	–	28,57
1422	15,92	–	8,34	14,02	–	–	69,05
1510	13,44	0,40	9,49	10,67	–	–	50,00
1521	3,60	–	–	3,60	–	–	100,00
1529	8,68	–	–	5,21	–	–	40,00
1531	3,41	–	–	3,41	–	–	66,67
1533	9,40	–	–	9,40	–	–	100,00
1539	4,01	–	4,01	4,01	–	–	–
1540	–	–	–	–	–	–	–
1610	42,84	–	35,05	42,84	–	–	45,45
1622	18,63	–	10,65	15,97	–	–	42,86
1623	18,64	–	18,64	18,64	–	–	75,00
1629	23,02	–	20,15	20,15	–	–	31,25
1721	24,89	–	21,78	24,89	–	–	50,00

Capítulo 85 - Goiás

85.1 - Indicadores de acidentes do trabalho, segundo a Classificação Nacional de Atividades Econômicas (CNAE), dos estabelecimentos localizados no estado de Goiás - 2015

(continuação)

CNAE	INDICADORES DE ACIDENTES DO TRABALHO						
	Incidência (por 1.000 vínculos)	Incidência de Doenças Ocupacionais (por 1.000 vínculos)	Incidência de Acidentes Típicos (por 1.000 vínculos)	Incidência de Incapacidade Temporária (por 1.000 vínculos)	Taxa de Mortalidade (por 100.000 vínculos)	Taxa de Letalidade (por 1.000 acidentes)	Acidentalidade para a faixa 16 a 34 anos (por 100 acidentes)
1731	17,44	–	11,62	17,44	–	–	72,22
1733	9,52	–	9,52	5,71	–	–	60,00
1741	50,20	–	43,31	49,22	98,43	19,61	62,75
1742	54,54	0,56	46,95	52,85	–	–	79,90
1811	–	–	–	–	–	–	–
1813	6,18	0,69	2,75	5,49	–	–	66,67
1821	6,90	–	1,73	6,90	–	–	50,00
1822	–	–	–	–	–	–	–
1931	30,26	0,08	27,91	23,88	4,11	1,36	59,78
1932	46,44	–	46,44	46,44	–	–	83,33
2012	10,12	–	6,74	3,37	–	–	–
2013	36,64	–	28,24	33,58	–	–	75,00
2021	8,75	–	–	8,75	–	–	100,00
2052	17,40	–	8,70	17,40	–	–	100,00
2061	16,13	–	13,58	12,73	–	–	52,63
2062	16,64	–	9,98	16,64	–	–	70,00
2063	7,77	–	6,47	7,77	–	–	91,67
2071	13,49	–	4,50	13,49	–	–	58,33
2073	32,77	–	19,66	32,77	–	–	40,00
2092	–	–	–	–	–	–	–
2099	21,51	1,19	16,73	15,53	–	–	44,44
2110	7,08	–	4,72	7,08	–	–	66,67
2121	16,25	0,17	13,72	15,99	–	–	74,19
2122	14,95	–	7,48	14,95	–	–	50,00
2212	10,64	–	8,27	10,64	–	–	55,56
2219	46,09	–	15,36	38,41	–	–	50,00
2221	25,10	–	16,74	25,10	–	–	100,00
2222	25,67	0,28	18,98	25,12	–	–	65,22
2223	31,45	–	25,55	31,45	–	–	62,50
2229	26,28	0,82	21,35	25,46	–	–	46,88
2311	25,53	–	21,70	25,53	–	–	70,00
2319	16,81	–	8,40	8,40	–	–	100,00
2320	18,77	–	18,77	–	–	–	57,14
2330	14,30	–	11,75	12,34	19,59	13,70	53,42
2341	10,90	–	8,17	10,90	–	–	50,00
2342	17,13	0,20	13,46	15,09	20,39	11,90	44,05
2349	7,90	–	4,74	7,90	–	–	40,00
2391	11,58	0,58	7,53	11,58	–	–	70,00
2399	16,76	–	16,76	16,76	–	–	66,67
2412	24,06	4,18	19,87	4,71	–	–	43,48
2424	14,85	–	14,85	14,85	–	–	–
2431	6,20	–	6,20	6,20	–	–	100,00
2441	14,59	–	7,29	14,59	–	–	50,00
2452	11,81	–	11,81	11,81	–	–	–
2511	21,98	0,39	15,70	20,41	–	–	73,21
2512	23,61	–	18,19	16,26	–	–	63,93
2521	7,72	–	7,72	7,72	–	–	66,67
2532	11,47	–	9,83	11,47	–	–	57,14
2539	13,77	0,72	7,97	13,05	–	–	73,68
2542	4,72	–	2,83	4,72	–	–	80,00
2591	39,21	1,63	29,40	37,57	–	–	75,00
2592	13,22	–	8,82	13,22	–	–	55,56
2593	22,22	–	22,22	22,22	–	–	100,00
2599	14,98	–	11,45	14,54	–	–	58,82
2610	–	–	–	7,53	–	–	–
2640	5,84	–	5,84	5,84	–	–	100,00
2710	11,93	–	7,16	9,54	–	–	40,00
2722	14,67	–	7,33	14,67	–	–	100,00
2731	11,07	1,11	4,43	11,07	–	–	80,00
2732	7,87	–	7,87	7,87	–	–	100,00
2790	17,37	–	6,95	13,89	–	–	60,00
2812	4,17	–	–	4,17	–	–	–
2813	12,99	–	4,33	12,99	–	–	16,67
2822	61,40	–	61,40	61,40	–	–	57,14
2823	18,53	–	9,26	18,53	–	–	100,00
2829	17,18	–	6,44	15,03	–	–	62,50
2833	22,73	2,07	16,53	11,36	–	–	59,09
2840	40,07	–	40,07	32,79	–	–	81,82
2854	9,43	–	9,43	9,43	–	–	–
2862	22,92	–	22,92	22,92	–	–	37,50
2869	38,24	–	30,59	38,24	–	–	60,00
2910	34,98	1,91	25,14	16,40	–	–	67,97
2930	24,90	1,02	20,83	22,36	–	–	77,55
2949	20,88	–	12,53	20,88	–	–	40,00
2950	5,89	–	3,93	5,89	–	–	66,67
3012	6,59	–	6,59	6,59	–	–	–
3101	10,99	–	7,74	10,99	–	–	55,56
3102	7,85	–	5,23	7,85	–	–	33,33
3103	–	–	–	–	–	–	–
3104	13,48	–	9,63	13,96	–	–	67,86
3211	–	–	–	–	–	–	–
3212	3,07	–	1,54	3,07	–	–	100,00
3230	43,32	6,19	12,38	43,32	–	–	57,14
3240	–	–	–	–	–	–	–
3250	4,36	–	1,87	4,36	–	–	42,86
3292	4,09	–	4,09	4,09	–	–	–
3299	21,19	–	12,56	18,84	78,49	37,04	66,67
3311	19,39	–	19,39	19,39	–	–	80,00
3312	–	–	–	–	–	–	–
3313	7,34	–	5,87	7,34	–	–	100,00

Capítulo 85 - Goiás

85.1 - Indicadores de acidentes do trabalho, segundo a Classificação Nacional de Atividades Econômicas (CNAE), dos estabelecimentos localizados no estado de Goiás - 2015

(continuação)

CNAE	INDICADORES DE ACIDENTES DO TRABALHO						
	Incidência (por 1.000 vínculos)	Incidência de Doenças Ocupacionais (por 1.000 vínculos)	Incidência de Acidentes Típicos (por 1.000 vínculos)	Incidência de Incapacidade Temporária (por 1.000 vínculos)	Taxa de Mortalidade (por 100.000 vínculos)	Taxa de Letalidade (por 1.000 acidentes)	Acidentalidade para a faixa 16 a 34 anos (por 100 acidentes)
3314	9,33	–	5,89	8,84	49,09	52,63	63,16
3316	2,02	–	–	2,02	–	–	100,00
3319	15,99	–	13,71	11,42	–	–	85,71
3321	10,28	–	8,91	10,28	–	–	60,00
3329	3,31	1,66	1,66	3,31	–	–	100,00
3511	39,26	1,57	26,69	31,41	–	–	48,00
3512	7,99	–	7,99	7,99	–	–	33,33
3514	19,10	–	14,07	15,08	–	–	21,05
3600	2,79	–	0,93	2,79	–	–	26,67
3701	56,42	–	35,26	59,95	–	–	75,00
3702	30,03	–	24,25	25,41	–	–	50,00
3811	15,46	0,20	9,42	13,88	9,91	6,41	51,28
3822	19,66	–	–	19,66	–	–	–
3831	22,55	–	18,79	22,55	–	–	33,33
3832	27,61	–	20,08	27,61	501,99	181,82	36,36
3839	61,75	2,94	29,40	64,69	–	–	57,14
4110	14,03	–	9,50	13,87	–	–	50,30
4120	11,48	0,16	7,92	10,94	9,54	8,31	42,94
4211	14,18	–	11,60	12,32	–	–	44,44
4212	14,55	–	12,93	13,74	–	–	38,89
4213	3,19	–	3,19	3,19	–	–	100,00
4221	22,23	–	16,05	21,44	–	–	52,66
4222	13,76	–	10,17	12,57	–	–	56,52
4292	13,10	–	10,48	5,68	43,66	33,33	60,00
4299	10,65	–	8,52	8,52	–	–	54,29
4312	8,22	–	8,22	8,22	–	–	100,00
4313	9,40	0,25	6,86	9,40	–	–	43,24
4319	21,53	–	18,66	2,87	–	–	60,00
4321	7,74	–	5,16	7,74	57,37	74,07	77,78
4322	11,66	–	6,56	11,66	–	–	62,50
4329	15,34	0,55	12,06	15,89	54,80	35,71	60,71
4330	8,42	–	5,05	7,86	28,06	33,33	63,33
4391	6,76	–	4,83	6,76	–	–	28,57
4399	17,32	0,27	12,99	15,43	–	–	50,00
4511	7,27	–	3,13	7,07	–	–	65,28
4512	5,00	–	5,00	5,00	–	–	–
4520	8,91	0,41	5,35	8,50	13,71	15,38	66,15
4530	6,83	0,09	3,44	6,83	4,65	6,80	62,59
4541	7,73	0,27	2,40	7,73	–	–	75,86
4611	–	–	–	–	–	–	–
4613	–	–	–	–	–	–	–
4614	–	–	–	–	–	–	–
4616	–	–	–	–	–	–	–
4617	–	–	–	–	–	–	–
4618	–	–	–	–	–	–	–
4619	–	–	–	–	–	–	–
4622	20,25	–	20,25	13,50	–	–	66,67
4623	6,31	–	3,68	5,79	–	–	66,67
4631	55,07	–	30,60	55,07	–	–	44,44
4632	20,13	–	13,42	18,78	–	–	66,67
4633	5,41	0,49	2,95	5,41	49,14	90,91	72,73
4634	14,17	–	6,67	14,17	–	–	35,29
4635	17,97	–	11,74	17,97	–	–	70,67
4636	18,43	–	6,14	18,43	–	–	33,33
4637	10,44	–	3,26	10,44	–	–	87,50
4639	9,44	–	5,34	9,08	–	–	62,26
4641	6,35	–	3,17	6,35	–	–	62,50
4642	15,56	0,49	10,70	14,10	–	–	81,25
4643	4,19	–	–	4,19	–	–	–
4644	8,80	–	3,56	7,96	–	–	83,33
4645	7,37	–	2,76	7,37	–	–	50,00
4646	15,61	–	9,44	15,61	–	–	74,42
4647	3,10	–	–	3,10	–	–	100,00
4649	9,01	–	4,96	8,11	45,07	50,00	50,00
4651	–	–	–	–	–	–	–
4661	4,42	–	1,97	4,42	–	–	77,78
4662	13,09	–	13,09	11,46	–	–	50,00
4663	18,54	–	6,95	16,22	–	–	62,50
4664	3,98	–	3,98	3,98	–	–	–
4665	3,86	–	–	1,93	–	–	100,00
4669	7,18	–	2,99	5,98	–	–	58,33
4671	9,94	–	7,45	9,94	–	–	50,00
4672	2,87	–	2,87	2,87	–	–	100,00
4673	5,24	–	3,93	5,24	–	–	100,00
4674	8,84	–	8,84	8,84	–	–	–
4679	9,95	0,62	3,73	9,95	–	–	50,00
4681	4,45	–	1,11	4,45	–	–	100,00
4682	42,61	1,58	29,98	41,03	157,81	37,04	66,67
4683	4,17	–	0,60	3,57	59,56	142,86	71,43
4685	19,23	–	6,41	19,23	–	–	66,67
4686	2,90	–	2,90	2,90	–	–	50,00
4687	15,86	–	14,42	14,42	–	–	81,82
4689	15,46	–	10,30	15,46	73,61	47,62	57,14
4691	12,66	–	10,13	11,39	–	–	60,00
4692	5,01	–	2,86	5,01	71,57	142,86	85,71
4693	8,53	–	3,41	8,53	–	–	70,00
4711	9,43	0,09	6,25	9,51	5,68	6,02	64,76
4712	3,64	0,19	2,05	3,73	9,33	25,64	66,67
4713	10,18	–	7,19	9,58	–	–	70,59
4721	2,80	0,19	1,12	2,61	–	–	66,67
4722	5,79	–	3,86	5,40	–	–	60,00
4723	9,89	–	5,36	9,89	82,46	83,33	79,17
4724	2,47	–	1,65	2,47	–	–	66,67
4729	6,36	–	2,93	5,87	24,45	38,46	73,08
4731	6,48	–	2,93	6,34	–	–	60,22
4732	3,41	–	3,41	3,41	–	–	100,00
4741	10,30	–	5,62	9,36	–	–	72,73
4742	10,03	–	5,64	10,03	–	–	68,75
4743	7,32	–	4,18	7,32	–	–	85,71
4744	6,94	0,33	4,26	6,79	14,06	20,27	57,43

Capítulo 85 - Goiás

85.1 - Indicadores de acidentes do trabalho, segundo a Classificação Nacional de Atividades Econômicas (CNAE), dos estabelecimentos localizados no estado de Goiás - 2015

(continuação)

CNAE	INDICADORES DE ACIDENTES DO TRABALHO						
	Incidência (por 1.000 vínculos)	Incidência de Doenças Ocupacionais (por 1.000 vínculos)	Incidência de Acidentes Típicos (por 1.000 vínculos)	Incidência de Incapacidade Temporária (por 1.000 vínculos)	Taxa de Mortalidade (por 100.000 vínculos)	Taxa de Letalidade (por 1.000 acidentes)	Acidentalidade para a faixa 16 a 34 anos (por 100 acidentes)
4751	5,38	–	1,71	5,13	24,44	45,45	81,82
4752	6,37	–	–	6,37	–	–	76,92
4753	6,77	0,13	3,26	6,26	–	–	74,07
4754	4,22	–	1,92	4,09	–	–	57,58
4755	3,67	0,22	1,08	3,89	–	–	76,47
4756	3,64	–	3,64	3,64	–	–	–
4757	6,45	–	3,69	6,45	–	–	71,43
4759	5,34	–	1,78	5,34	–	–	83,33
4761	1,25	–	0,31	1,25	–	–	75,00
4763	2,49	–	–	2,49	–	–	100,00
4771	5,17	0,06	2,07	4,77	–	–	72,22
4772	4,92	–	1,05	4,56	–	–	85,71
4773	5,09	–	1,27	5,09	–	–	50,00
4774	1,57	–	1,04	1,04	52,21	333,33	100,00
4781	2,52	–	1,21	2,42	–	–	72,00
4782	4,39	0,13	1,63	4,14	–	–	74,29
4783	4,24	0,85	0,85	4,24	–	–	40,00
4784	14,31	–	6,30	14,31	57,25	40,00	68,00
4785	15,14	–	–	15,14	–	–	–
4789	5,30	–	2,52	4,96	–	–	79,37
4911	4,28	–	4,28	–	–	–	100,00
4921	15,40	0,23	7,41	15,29	–	–	37,59
4922	5,81	–	4,18	5,81	–	–	36,00
4923	16,59	–	2,77	16,59	–	–	37,50
4924	2,10	–	2,10	2,10	–	–	–
4929	9,90	0,55	4,40	8,80	–	–	27,78
4930	10,08	0,15	6,50	9,19	33,91	33,64	42,81
5111	32,64	–	1,63	32,64	–	–	50,00
5112	4,04	–	–	4,04	–	–	100,00
5211	11,00	–	8,16	11,35	35,48	32,26	61,29
5212	10,30	–	2,29	10,30	–	–	44,44
5221	27,58	–	24,51	24,51	–	–	50,00
5223	5,65	–	–	6,59	–	–	83,33
5229	13,56	0,90	4,52	13,56	–	–	73,33
5240	28,65	–	22,04	28,65	–	–	69,23
5250	18,33	–	–	18,33	–	–	66,67
5310	47,98	4,05	39,60	38,73	–	–	46,39
5320	20,75	–	11,53	19,98	–	–	59,26
5510	9,36	–	5,35	8,80	21,12	22,56	50,38
5590	–	–	–	–	–	–	–
5611	6,85	0,08	3,49	6,79	8,25	12,05	67,47
5612	6,69	–	6,69	6,69	–	–	100,00
5620	16,61	–	11,37	15,74	–	–	31,58
5811	7,62	–	–	–	–	–	–
5819	–	–	–	–	–	–	–
5822	4,63	–	1,54	4,63	–	–	–
5829	9,38	–	7,51	9,38	–	–	60,00
5911	3,92	–	–	3,92	–	–	100,00
5914	2,68	–	2,68	2,68	–	–	–
6010	0,71	–	–	0,71	–	–	100,00
6021	16,17	–	8,47	14,63	–	–	57,14
6110	8,62	0,54	7,01	8,09	–	–	56,25
6120	7,07	–	4,71	7,07	–	–	50,00
6190	5,75	–	1,92	5,75	–	–	100,00
6201	10,52	–	1,05	10,52	–	–	40,00
6202	5,63	–	1,41	5,63	–	–	50,00
6203	1,82	–	–	1,82	–	–	100,00
6204	5,75	–	2,46	5,75	–	–	71,43
6209	2,53	–	0,51	2,53	–	–	60,00
6311	4,94	–	0,71	4,94	70,50	142,86	42,86
6319	–	–	–	–	–	–	–
6399	5,39	–	1,80	5,39	–	–	66,67
6421	0,46	–	0,46	0,46	–	–	–
6422	10,90	5,55	3,06	11,10	19,13	17,54	31,58
6423	2,04	0,58	0,58	2,04	–	–	28,57
6424	3,71	1,06	0,53	3,71	–	–	71,43
6434	–	–	–	–	–	–	–
6436	8,10	–	8,10	8,10	–	–	100,00
6462	8,09	–	0,81	8,09	80,85	100,00	60,00
6463	14,60	–	10,95	14,60	–	–	100,00
6491	–	–	–	–	–	–	–
6493	–	–	–	–	–	–	–
6512	–	–	–	–	–	–	–
6550	9,33	–	4,00	8,66	–	–	78,57
6613	8,77	–	–	8,77	–	–	100,00
6619	–	–	–	–	–	–	–
6622	5,34	–	1,34	5,34	–	–	62,50
6810	10,01	–	5,01	10,01	71,52	71,43	42,86
6821	3,95	–	2,63	2,63	–	–	66,67
6822	8,07	–	4,40	7,34	–	–	90,91
6911	1,59	–	0,64	1,59	–	–	80,00
6912	4,42	–	2,95	4,42	–	–	33,33
6920	4,37	–	1,25	4,16	–	–	76,19
7020	8,67	–	2,89	8,67	–	–	75,00
7111	12,51	–	–	12,51	–	–	100,00
7112	18,20	0,35	14,35	15,75	–	–	50,00
7119	4,44	–	3,55	4,44	–	–	60,00
7120	12,42	–	8,28	10,35	–	–	83,33
7210	9,65	–	9,65	6,03	–	–	37,50

Capítulo 85 - Goiás

85.1 - Indicadores de acidentes do trabalho, segundo a Classificação Nacional de Atividades Econômicas (CNAE), dos estabelecimentos localizados no estado de Goiás - 2015

(conclusão)

CNAE	INDICADORES DE ACIDENTES DO TRABALHO						
	Incidência (por 1.000 vínculos)	Incidência de Doenças Ocupacionais (por 1.000 vínculos)	Incidência de Acidentes Típicos (por 1.000 vínculos)	Incidência de Incapacidade Temporária (por 1.000 vínculos)	Taxa de Mortalidade (por 100.000 vínculos)	Taxa de Letalidade (por 1.000 acidentes)	Acidentalidade para a faixa 16 a 34 anos (por 100 acidentes)
7220	–	–	–	–	–	–	–
7311	2,13	–	–	2,13	–	–	–
7312	9,01	–	4,51	9,01	–	–	50,00
7319	4,93	–	0,99	4,93	–	–	100,00
7420	7,03	–	–	7,03	–	–	66,67
7490	7,31	–	4,57	6,40	–	–	62,50
7500	–	–	–	–	–	–	–
7711	9,54	–	5,96	9,54	–	–	37,50
7719	15,97	–	11,40	13,69	–	–	57,14
7722	–	–	–	–	–	–	–
7723	–	–	–	–	–	–	–
7729	2,45	–	–	2,45	–	–	–
7731	5,17	–	3,45	6,90	172,44	333,33	66,67
7732	4,37	–	3,12	3,75	–	–	–
7733	10,19	–	–	10,19	–	–	100,00
7739	6,80	–	5,56	6,80	–	–	63,64
7810	36,35	–	20,20	32,31	–	–	55,56
7820	8,19	0,10	6,12	7,16	10,37	12,66	65,82
7830	22,04	–	13,23	22,04	–	–	100,00
7911	1,42	0,71	–	1,42	–	–	–
7990	4,12	–	–	4,12	–	–	100,00
8011	7,20	0,14	1,50	7,06	21,39	29,70	49,50
8012	27,51	–	16,61	21,80	51,91	18,87	41,51
8020	16,13	–	12,10	16,13	201,63	125,00	75,00
8111	6,41	–	2,47	6,41	–	–	30,77
8112	6,10	–	3,52	5,93	8,59	14,08	43,66
8121	6,27	0,09	2,15	5,95	–	–	31,34
8122	1,98	–	1,98	1,98	–	–	–
8129	13,57	2,33	4,26	12,79	38,76	28,57	17,14
8130	7,30	–	3,65	7,30	–	–	50,00
8211	5,27	–	2,55	4,95	–	–	66,67
8219	3,41	–	0,68	3,41	–	–	60,00
8220	10,33	0,06	1,95	10,20	6,50	6,29	79,87
8230	3,62	–	1,45	3,62	–	–	60,00
8291	4,71	–	1,18	4,71	–	–	62,50
8292	–	–	–	–	–	–	–
8299	8,75	0,11	4,97	8,32	–	–	46,91
8411	1,30	–	0,80	1,20	–	–	33,67
8412	–	–	–	–	–	–	–
8413	–	–	–	–	–	–	–
8424	3,20	–	1,60	3,20	–	–	28,57
8430	2,72	–	1,36	2,72	–	–	–
8511	42,57	–	1,82	41,35	–	–	34,29
8512	1,79	0,13	0,77	1,79	–	–	64,29
8513	2,12	–	0,94	2,12	–	–	33,33
8520	0,81	–	0,27	0,81	–	–	20,00
8531	3,80	–	1,52	3,80	–	–	60,00
8532	3,40	–	1,36	3,40	–	–	28,00
8533	–	–	–	–	–	–	–
8541	5,15	–	3,86	5,15	–	–	75,00
8542	6,34	–	6,34	6,34	–	–	100,00
8550	2,54	–	1,27	2,54	–	–	50,00
8591	–	–	–	–	–	–	–
8592	–	–	–	–	–	–	–
8593	3,13	–	1,56	3,13	–	–	100,00
8599	5,18	–	2,26	5,09	–	–	60,00
8610	41,21	0,31	33,67	19,86	–	–	44,94
8630	10,44	0,15	7,68	5,07	–	–	52,94
8640	12,51	–	6,37	9,26	12,03	9,62	68,27
8650	1,85	–	0,79	1,59	–	–	85,71
8660	4,18	–	1,39	3,83	–	–	33,33
8690	2,61	–	1,63	2,28	–	–	62,50
8711	9,09	–	3,64	7,27	–	–	20,00
8720	17,93	1,99	13,95	15,94	–	–	11,11
8730	3,05	–	1,53	3,05	–	–	–
8800	19,60	0,15	12,97	17,19	15,08	7,69	43,85
9001	3,49	–	3,49	3,49	–	–	50,00
9312	5,81	–	3,17	5,81	–	–	27,27
9313	3,23	–	1,80	2,52	–	–	44,44
9319	–	–	–	–	–	–	–
9321	9,64	1,61	3,21	9,64	–	–	50,00
9329	1,66	–	–	1,66	–	–	100,00
9411	5,80	–	1,93	3,87	–	–	100,00
9412	14,86	–	4,13	15,69	–	–	55,56
9420	8,22	–	5,01	7,87	–	–	47,83
9430	7,67	–	5,10	5,46	–	–	55,20
9491	4,16	–	2,31	4,16	–	–	27,78
9492	5,20	–	–	5,20	–	–	100,00
9493	–	–	–	–	–	–	–
9499	27,32	–	19,78	14,57	–	–	47,62
9511	5,73	0,72	2,15	5,73	–	–	62,50
9512	5,78	–	–	5,78	–	–	–
9521	2,81	–	–	2,81	–	–	100,00
9529	12,56	–	3,14	12,56	–	–	100,00
9601	5,08	–	3,81	5,08	–	–	75,00
9602	2,69	0,54	0,54	2,69	–	–	100,00
9603	6,36	–	4,09	5,00	–	–	64,29
9609	2,37	–	0,34	2,37	–	–	85,71
9700	0,78	–	0,26	0,78	–	–	66,67
Outros(1)	23,80	0,59	15,80	22,43	39,02	16,39	54,92

Fonte: DATAPREV, CAT, SUB, CNIS.

Notas: 1. Os dados são preliminares, estando sujeitos a correções.
2. As atividades econômicas que apresentam valores zerados para os indicadores são aquelas onde não ocorreram acidentes no período.

(1) Englobam as atividades que possuíam número médio de vínculos no ano menor que 100.

Capítulo 85 - Goiás

85.2 - Indicadores de acidentes do trabalho, segundo a Classificação Nacional de Atividades Econômicas (CNAE), dos estabelecimentos localizados no estado de Goiás - 2016

(continua)

CNAE	INDICADORES DE ACIDENTES DO TRABALHO						
	Incidência (por 1.000 vínculos)	Incidência de Doenças Ocupacionais (por 1.000 vínculos)	Incidência de Acidentes Típicos (por 1.000 vínculos)	Incidência de Incapacidade Temporária (por 1.000 vínculos)	Taxa de Mortalidade (por 100.000 vínculos)	Taxa de Letalidade (por 1.000 acidentes)	Acidentalidade para a faixa 16 a 34 anos (por 100 acidentes)
TOTAL	**12,04**	**0,15**	**7,65**	**10,13**	**8,73**	**7,25**	**54,09**
0111	5,80	0,13	4,86	5,13	27,00	46,51	41,86
0112	90,29	–	8,60	90,29	–	–	52,38
0113	17,85	–	16,72	16,58	42,15	23,62	44,88
0115	12,80	0,14	10,50	12,94	28,76	22,47	32,58
0116	0,35	–	0,35	0,35	–	–	100,00
0119	86,19	4,79	81,40	86,19	–	–	44,44
0121	4,37	0,49	2,91	4,85	–	–	44,44
0122	–	–	–	–	–	–	–
0133	3,07	–	3,07	3,07	–	–	100,00
0134	11,08	–	7,38	7,38	–	–	33,33
0139	9,98	–	5,99	9,98	–	–	50,00
0141	67,11	1,07	58,52	65,49	–	–	35,20
0151	4,14	–	3,69	4,08	–	–	42,34
0152	6,88	–	6,88	6,88	–	–	–
0153	–	–	–	–	–	–	–
0154	6,48	–	5,19	6,48	–	–	90,00
0155	6,78	–	6,00	6,00	–	–	37,14
0159	3,52	–	3,52	3,52	–	–	–
0161	4,78	–	4,03	4,56	22,40	46,88	39,06
0162	12,81	–	11,69	12,81	111,37	86,96	39,13
0163	22,58	1,08	10,75	21,50	107,51	47,62	66,67
0210	16,48	–	12,36	16,48	–	–	25,00
0220	–	–	–	–	–	–	–
0230	22,92	–	17,19	22,92	–	–	100,00
0322	10,63	–	–	10,63	–	–	100,00
0724	30,08	–	26,32	10,74	107,44	35,71	66,07
0729	13,89	–	11,11	4,63	92,61	66,67	53,33
0810	18,98	0,42	16,87	18,56	–	–	44,44
0891	16,64	–	15,77	7,01	–	–	57,89
0899	22,31	–	21,00	14,44	–	–	35,29
0990	34,44	–	34,44	20,67	–	–	60,00
1011	55,69	3,05	49,33	26,41	17,43	3,13	65,88
1012	14,78	0,69	11,67	4,65	5,28	3,57	68,93
1013	16,42	0,50	9,95	16,42	49,75	30,30	51,52
1020	4,83	–	4,83	4,83	–	–	100,00
1031	17,58	–	10,28	7,30	–	–	49,06
1032	25,56	0,43	24,29	25,56	–	–	50,00
1033	6,47	–	4,31	6,47	–	–	66,67
1041	20,43	–	14,84	19,46	24,32	11,90	52,38
1042	25,18	–	20,14	16,79	–	–	60,00
1043	13,32	–	13,32	4,44	–	–	33,33
1051	16,62	–	6,84	16,62	–	–	52,94
1052	17,95	–	14,23	16,81	32,33	18,02	52,25
1053	13,85	–	7,29	13,85	–	–	63,16
1061	10,07	–	6,04	10,07	67,10	66,67	46,67
1062	26,41	–	22,01	26,41	–	–	55,56
1064	18,40	–	14,31	18,40	–	–	33,33
1065	9,78	–	4,89	9,78	–	–	25,00
1066	15,86	–	12,97	14,77	–	–	54,55
1069	10,65	–	10,65	10,65	–	–	100,00
1071	28,51	–	27,43	17,74	24,86	8,72	61,05
1072	2,24	–	2,24	2,24	–	–	100,00
1081	6,24	–	4,99	6,24	–	–	40,00
1091	6,80	–	3,73	6,80	–	–	67,74
1092	25,78	–	20,92	13,62	–	–	75,47
1093	–	–	–	–	–	–	–
1094	10,43	–	10,43	8,34	–	–	80,00
1095	16,29	–	11,17	12,57	46,55	28,57	54,29
1096	11,11	–	4,44	11,11	–	–	60,00
1099	11,62	–	7,97	11,62	–	–	65,71
1111	5,27	–	–	5,27	527,47	1.000,00	–
1113	18,24	–	11,18	15,89	–	–	70,97
1121	19,46	–	17,69	19,46	–	–	63,64
1122	19,44	–	10,64	18,34	–	–	69,81
1311	8,75	–	8,75	8,75	–	–	50,00
1321	38,60	3,51	21,05	38,60	–	–	45,45
1330	–	–	–	7,10	710,06	–	–
1340	1,78	–	1,78	1,78	–	–	100,00
1351	6,14	0,88	3,51	5,26	–	–	57,14
1352	–	–	–	–	–	–	–
1354	8,68	–	4,34	8,68	–	–	50,00
1359	17,35	2,89	14,46	17,35	–	–	66,67
1411	1,61	–	–	1,61	–	–	60,00
1412	3,93	0,12	1,74	3,18	11,57	29,41	60,29
1413	2,72	–	–	2,72	–	–	–

Capítulo 85 - Goiás

85.2 - Indicadores de acidentes do trabalho, segundo a Classificação Nacional de Atividades Econômicas (CNAE), dos estabelecimentos localizados no estado de Goiás - 2016

(continuação)

CNAE	INDICADORES DE ACIDENTES DO TRABALHO						
	Incidência (por 1.000 vínculos)	Incidência de Doenças Ocupacionais (por 1.000 vínculos)	Incidência de Acidentes Típicos (por 1.000 vínculos)	Incidência de Incapacidade Temporária (por 1.000 vínculos)	Taxa de Mortalidade (por 100.000 vínculos)	Taxa de Letalidade (por 1.000 acidentes)	Acidentalidade para a faixa 16 a 34 anos (por 100 acidentes)
1414	9,19	–	6,13	9,19	–	–	–
1422	27,05	–	15,29	20,00	–	–	66,67
1510	14,86	–	12,05	10,85	–	–	48,65
1521	3,59	–	3,59	3,59	–	–	100,00
1529	5,88	–	1,96	5,88	–	–	33,33
1531	2,56	–	1,28	2,56	–	–	–
1539	5,73	–	–	5,73	–	–	–
1540	27,37	–	–	27,37	–	–	100,00
1610	28,66	–	12,28	28,66	–	–	14,29
1622	22,90	–	11,45	22,90	–	–	37,50
1623	45,78	–	45,78	45,78	–	–	62,50
1629	41,60	–	38,63	41,60	–	–	35,71
1721	39,45	–	29,59	39,45	–	–	70,83
1731	27,31	–	16,81	26,26	105,04	38,46	65,38
1733	10,34	–	6,21	8,27	–	–	80,00
1741	31,42	–	23,10	31,42	–	–	76,47
1742	75,54	–	68,94	64,75	–	–	76,19
1811	2,29	–	–	2,29	–	–	–
1812	–	–	–	–	–	–	–
1813	5,33	–	2,28	4,57	–	–	42,86
1821	2,02	–	–	2,02	–	–	–
1822	3,40	–	–	3,40	–	–	100,00
1931	27,51	0,13	24,73	22,27	8,95	3,25	58,05
1932	33,64	–	29,91	33,64	–	–	88,89
2012	26,11	–	26,11	6,53	–	–	75,00
2013	38,05	–	28,73	37,27	–	–	65,31
2021	29,85	–	9,95	29,85	–	–	66,67
2052	8,31	–	8,31	8,31	–	–	–
2061	16,32	–	12,03	10,31	–	–	63,16
2062	10,80	–	5,40	9,00	–	–	50,00
2063	19,18	–	12,68	19,18	–	–	55,93
2071	16,51	1,27	10,16	15,24	–	–	76,92
2073	17,48	–	8,74	17,48	–	–	–
2099	14,71	–	12,45	9,05	–	–	53,85
2110	12,59	–	10,07	12,59	–	–	100,00
2121	22,84	0,27	18,73	21,47	–	–	73,20
2122	13,78	–	–	13,78	–	–	50,00
2212	15,46	–	14,05	15,46	–	–	63,64
2219	36,23	–	7,25	36,23	–	–	20,00
2221	35,16	–	26,37	35,16	–	–	75,00
2222	15,81	–	12,46	15,81	–	–	65,38
2223	24,53	–	24,53	24,53	–	–	66,67
2229	24,05	–	14,64	20,91	–	–	39,13
2311	33,21	–	25,30	33,21	–	–	66,67
2319	26,97	–	26,97	26,97	–	–	66,67
2320	15,59	–	10,40	13,00	–	–	50,00
2330	20,36	–	17,91	15,70	49,06	24,10	55,42
2341	12,73	–	12,73	12,73	–	–	25,00
2342	13,52	0,52	9,88	13,26	26,00	19,23	46,15
2349	5,38	–	5,38	5,38	–	–	33,33
2391	10,95	–	9,02	10,95	–	–	64,71
2399	25,59	–	19,19	19,19	–	–	75,00
2412	21,63	1,06	17,94	9,50	–	–	53,66
2424	37,62	–	37,62	37,62	–	–	100,00
2431	–	–	–	–	–	–	–
2441	9,10	–	9,10	9,10	–	–	–
2452	13,84	–	13,84	20,76	–	–	50,00
2511	19,62	1,91	11,01	18,18	–	–	65,85
2512	25,69	–	18,28	17,79	–	–	59,62
2513	7,94	–	7,94	–	–	–	–
2521	3,07	–	3,07	3,07	–	–	–
2532	16,25	–	14,22	16,25	–	–	75,00
2539	12,32	0,82	9,04	11,50	82,16	66,67	53,33
2542	5,36	–	4,29	5,36	–	–	80,00
2591	33,92	–	27,14	30,53	–	–	60,00
2592	14,05	–	7,02	14,05	–	–	87,50
2593	7,58	–	7,58	7,58	–	–	–
2599	15,11	–	8,06	15,11	–	–	56,67
2610	14,90	–	7,45	14,90	–	–	100,00
2640	13,36	–	–	13,36	–	–	50,00
2710	4,99	–	2,49	4,99	–	–	50,00
2722	–	–	–	–	–	–	–
2731	5,54	–	2,77	2,77	–	–	75,00
2732	16,82	–	8,41	16,82	–	–	50,00
2790	19,05	–	15,24	19,05	–	–	80,00
2812	8,82	–	8,82	8,82	–	–	–

Capítulo 85 - Goiás

85.2 - Indicadores de acidentes do trabalho, segundo a Classificação Nacional de Atividades Econômicas (CNAE), dos estabelecimentos localizados no estado de Goiás - 2016

(continuação)

CNAE	INDICADORES DE ACIDENTES DO TRABALHO						
	Incidência (por 1.000 vínculos)	Incidência de Doenças Ocupacionais (por 1.000 vínculos)	Incidência de Acidentes Típicos (por 1.000 vínculos)	Incidência de Incapacidade Temporária (por 1.000 vínculos)	Taxa de Mortalidade (por 100.000 vínculos)	Taxa de Letalidade (por 1.000 acidentes)	Acidentalidade para a faixa 16 a 34 anos (por 100 acidentes)
2813	18,10	–	12,93	18,10	–	–	42,86
2822	56,38	–	28,19	56,38	–	–	50,00
2823	13,88	–	9,25	13,88	–	–	33,33
2829	6,61	–	3,31	6,61	–	–	100,00
2833	33,80	5,28	22,18	25,35	–	–	59,38
2840	48,80	–	40,66	48,80	–	–	91,67
2862	14,68	–	7,34	11,01	–	–	50,00
2869	7,75	–	–	–	–	–	100,00
2910	37,71	1,03	30,85	13,71	–	–	66,36
2930	38,58	0,73	34,21	21,84	72,79	18,87	60,38
2949	4,86	–	4,86	4,86	–	–	–
2950	6,71	–	4,47	6,71	–	–	66,67
3012	–	–	–	–	–	–	–
3101	11,22	–	7,64	10,98	23,87	21,28	70,21
3102	11,36	–	7,23	11,36	–	–	63,64
3103	–	–	–	–	–	–	–
3104	15,84	–	9,50	15,84	–	–	63,33
3211	–	–	–	–	–	–	–
3212	3,83	–	3,83	3,83	–	–	50,00
3230	13,78	–	6,89	13,78	–	–	100,00
3240	10,42	–	10,42	10,42	–	–	–
3250	13,22	–	6,61	13,22	–	–	72,73
3292	4,55	–	4,55	4,55	–	–	100,00
3299	19,06	0,87	9,53	18,20	–	–	59,09
3311	6,45	–	3,22	3,22	–	–	100,00
3312	12,44	–	6,22	12,44	–	–	100,00
3313	10,24	–	6,83	10,24	–	–	66,67
3314	11,46	–	8,71	10,55	–	–	72,00
3316	4,37	–	–	2,19	–	–	100,00
3319	19,49	–	11,14	16,71	–	–	42,86
3321	9,97	–	4,99	9,97	–	–	50,00
3329	8,27	–	6,20	8,27	–	–	25,00
3511	30,29	–	18,93	24,61	–	–	75,00
3512	27,87	–	20,90	25,55	–	–	16,67
3514	17,03	0,50	13,02	15,02	–	–	11,76
3600	6,58	0,17	4,89	6,24	–	–	25,64
3701	19,48	3,25	12,99	19,48	–	–	66,67
3702	33,89	–	27,62	33,89	–	–	55,56
3811	13,88	–	9,29	11,21	10,68	7,69	50,77
3821	27,78	–	27,78	33,33	555,56	200,00	60,00
3831	27,71	–	23,09	27,71	–	–	41,67
3832	15,52	–	15,52	15,52	–	–	50,00
3839	28,67	–	20,07	28,67	–	–	60,00
4110	17,89	0,30	12,99	17,59	–	–	48,60
4120	13,40	0,28	9,07	13,03	12,14	9,06	50,76
4211	18,28	–	14,06	16,34	17,57	9,62	56,73
4212	14,17	–	10,63	14,17	–	–	60,00
4213	15,77	–	7,88	15,77	–	–	–
4221	26,75	0,11	22,61	25,41	11,19	4,18	52,30
4222	15,22	–	13,90	15,22	–	–	39,13
4292	17,81	–	10,96	10,96	–	–	57,69
4299	14,00	–	9,66	12,55	–	–	41,38
4312	21,51	–	16,13	10,75	–	–	50,00
4313	15,04	–	8,04	15,04	34,97	23,26	41,86
4319	23,23	–	15,90	6,11	–	–	42,11
4321	14,06	0,32	9,59	13,10	31,96	22,73	68,18
4322	7,40	–	6,58	7,40	–	–	88,89
4329	16,52	–	11,24	15,20	–	–	68,00
4330	6,65	–	4,32	5,99	–	–	45,00
4391	25,26	–	23,77	23,77	–	–	64,71
4399	11,77	0,65	7,85	11,77	–	–	44,44
4511	9,17	–	4,77	8,70	–	–	68,83
4512	5,86	–	–	5,86	–	–	–
4520	9,22	–	5,25	8,65	–	–	70,77
4530	7,78	0,25	3,89	7,58	4,92	6,33	65,19
4541	8,73	0,87	1,45	8,73	–	–	63,33
4543	–	–	–	–	–	–	–
4613	6,64	–	–	6,64	–	–	100,00
4614	–	–	–	–	–	–	–
4616	–	–	–	–	–	–	–
4617	16,98	–	–	16,98	–	–	80,00
4618	–	–	–	–	–	–	–
4619	2,49	–	2,49	2,49	–	–	100,00
4622	14,58	–	7,29	7,29	729,04	500,00	100,00
4623	14,65	–	11,51	14,13	–	–	64,29
4631	12,31	–	–	12,31	–	–	100,00

Capítulo 85 - Goiás

85.2 - Indicadores de acidentes do trabalho, segundo a Classificação Nacional de Atividades Econômicas (CNAE), dos estabelecimentos localizados no estado de Goiás - 2016

(continuação)

CNAE	INDICADORES DE ACIDENTES DO TRABALHO						
	Incidência (por 1.000 vínculos)	Incidência de Doenças Ocupacionais (por 1.000 vínculos)	Incidência de Acidentes Típicos (por 1.000 vínculos)	Incidência de Incapacidade Temporária (por 1.000 vínculos)	Taxa de Mortalidade (por 100.000 vínculos)	Taxa de Letalidade (por 1.000 acidentes)	Acidentalidade para a faixa 16 a 34 anos (por 100 acidentes)
4632	27,65	–	20,11	26,40	–	–	63,64
4633	7,68	–	4,80	7,68	–	–	62,50
4634	14,67	–	7,34	14,67	–	–	66,67
4635	17,00	–	12,69	16,75	–	–	71,64
4636	27,43	–	16,46	16,46	–	–	80,00
4637	17,53	–	3,81	17,53	–	–	78,26
4639	10,07	–	6,77	9,48	19,36	19,23	46,15
4641	7,62	–	0,85	7,62	–	–	66,67
4642	7,13	–	4,58	5,60	–	–	50,00
4643	–	–	–	–	–	–	–
4644	6,48	–	3,65	5,47	–	–	81,25
4645	5,81	–	0,97	5,81	–	–	33,33
4646	9,33	–	5,83	9,33	–	–	62,50
4647	6,39	–	1,60	4,79	–	–	75,00
4649	5,69	–	3,79	5,22	–	–	33,33
4651	12,38	–	4,13	12,38	–	–	66,67
4661	9,10	0,54	5,89	6,96	–	–	58,82
4662	9,50	–	9,50	7,60	–	–	60,00
4663	9,52	–	4,76	9,52	238,00	250,00	50,00
4664	8,26	–	8,26	4,13	–	–	50,00
4665	11,97	–	5,99	13,97	199,57	166,67	83,33
4669	5,46	–	3,12	3,90	–	–	57,14
4671	26,41	–	23,77	26,41	–	–	80,00
4672	10,88	–	7,77	9,32	–	–	71,43
4673	8,95	–	3,83	8,95	–	–	85,71
4674	16,22	–	8,11	16,22	810,81	500,00	–
4679	14,07	–	5,75	13,43	–	–	45,45
4681	5,95	–	2,38	3,57	–	–	80,00
4682	25,69	–	18,13	21,16	–	–	47,06
4683	8,29	–	2,96	8,29	59,24	71,43	64,29
4685	13,78	–	13,78	13,78	–	–	50,00
4686	7,46	–	7,46	2,99	–	–	80,00
4687	21,28	–	16,72	18,24	–	–	85,71
4689	10,97	0,84	6,75	11,82	84,42	76,92	84,62
4691	12,61	–	7,01	12,61	–	–	66,67
4692	5,01	–	2,86	5,01	–	–	71,43
4693	5,28	–	2,64	5,28	–	–	58,33
4711	10,38	0,09	6,52	10,15	2,90	2,79	71,51
4712	2,77	0,09	1,38	2,86	9,22	33,33	63,33
4713	3,67	–	0,61	3,67	–	–	50,00
4721	3,24	–	1,98	3,06	–	–	55,56
4722	10,77	–	6,31	10,77	–	–	62,07
4723	4,23	0,42	1,27	4,23	–	–	50,00
4724	2,46	–	0,82	2,46	–	–	100,00
4729	7,21	–	3,37	6,97	–	–	66,67
4731	4,90	0,07	1,96	4,76	14,01	28,57	58,57
4732	6,54	–	3,27	6,54	–	–	100,00
4741	10,07	–	3,02	10,07	100,67	100,00	70,00
4742	7,77	–	6,36	7,77	–	–	54,55
4743	5,99	–	4,79	5,99	119,81	200,00	40,00
4744	6,68	0,10	4,37	6,58	5,14	7,69	57,69
4751	5,39	–	2,55	5,10	–	–	78,95
4752	8,20	0,51	1,02	7,68	–	–	81,25
4753	6,94	0,15	3,84	6,65	–	–	63,83
4754	3,89	–	1,25	3,61	–	–	75,00
4755	3,64	0,23	1,14	3,64	–	–	87,50
4756	–	–	–	–	–	–	–
4757	8,73	–	5,82	8,73	–	–	100,00
4759	5,04	–	1,83	4,58	–	–	81,82
4761	3,10	–	1,38	3,10	–	–	66,67
4763	4,79	0,44	2,18	4,79	–	–	54,55
4771	5,58	0,06	3,04	5,30	5,63	10,10	64,65
4772	3,80	–	1,14	3,80	–	–	80,00
4773	4,45	–	1,48	4,45	–	–	66,67
4774	3,68	–	0,53	3,68	–	–	100,00
4781	3,56	–	1,24	3,34	–	–	74,24
4782	3,61	–	0,70	3,61	–	–	76,92
4783	–	–	–	–	–	–	–
4784	14,82	0,53	7,41	14,82	–	–	60,71
4785	21,35	–	7,12	21,35	–	–	33,33
4789	5,45	–	2,34	4,76	–	–	66,67
4911	8,20	–	8,20	8,20	–	–	50,00
4921	11,78	0,39	3,14	12,30	52,35	44,44	24,44
4922	6,54	–	3,47	6,33	81,72	125,00	28,13
4923	17,95	–	5,03	17,95	–	–	24,00
4924	–	–	–	–	–	–	–

Capítulo 85 - Goiás

85.2 - Indicadores de acidentes do trabalho, segundo a Classificação Nacional de Atividades Econômicas (CNAE), dos estabelecimentos localizados no estado de Goiás - 2016

(continuação)

CNAE	INDICADORES DE ACIDENTES DO TRABALHO						
	Incidência (por 1.000 vínculos)	Incidência de Doenças Ocupacionais (por 1.000 vínculos)	Incidência de Acidentes Típicos (por 1.000 vínculos)	Incidência de Incapacidade Temporária (por 1.000 vínculos)	Taxa de Mortalidade (por 100.000 vínculos)	Taxa de Letalidade (por 1.000 acidentes)	Acidentalidade para a faixa 16 a 34 anos (por 100 acidentes)
4929	5,56	0,62	2,47	4,94	–	–	–
4930	9,85	0,03	5,52	9,01	46,57	47,30	40,54
5021	28,12	–	21,09	21,09	–	–	25,00
5111	12,17	–	2,43	12,17	–	–	40,00
5112	–	–	–	–	–	–	–
5211	12,25	0,36	9,72	10,44	–	–	55,88
5212	11,46	–	5,73	11,46	–	–	66,67
5221	21,98	–	16,12	20,52	146,56	66,67	60,00
5223	10,25	–	1,14	10,25	–	–	55,56
5229	16,71	–	5,57	16,71	–	–	48,15
5240	12,65	–	6,32	12,65	–	–	–
5250	7,88	–	–	7,88	788,44	1.000,00	–
5310	60,39	2,89	54,90	55,19	–	–	35,89
5320	12,48	–	5,87	12,48	–	–	70,59
5510	7,43	0,07	5,07	7,13	7,35	9,90	50,50
5590	3,86	–	3,86	1,93	–	–	–
5611	7,60	0,17	3,61	7,37	2,87	3,77	67,92
5612	–	–	–	–	–	–	–
5620	15,47	0,22	10,61	13,70	–	–	38,57
5811	–	–	–	–	–	–	–
5819	–	–	–	–	–	–	–
5822	5,53	–	3,69	5,53	–	–	33,33
5829	4,59	–	4,59	4,59	–	–	–
5911	4,50	–	–	4,50	–	–	–
5914	2,10	–	–	2,10	–	–	100,00
6010	0,77	–	–	0,77	–	–	100,00
6021	5,11	–	2,55	4,47	–	–	75,00
6110	16,10	–	8,37	15,46	–	–	72,00
6120	10,13	–	3,80	10,13	–	–	62,50
6190	8,38	–	2,40	7,19	–	–	100,00
6201	6,45	–	1,08	6,45	–	–	33,33
6202	2,81	–	–	2,81	–	–	100,00
6203	–	–	–	–	–	–	–
6204	6,70	–	5,03	6,70	–	–	50,00
6209	5,15	0,52	0,52	5,15	–	–	90,00
6311	6,06	–	1,52	6,06	–	–	87,50
6319	–	–	–	–	–	–	–
6399	6,61	–	2,20	6,61	–	–	66,67
6421	1,86	0,47	0,47	1,86	–	–	–
6422	7,77	1,39	4,98	6,97	–	–	33,33
6423	1,81	–	1,21	1,81	–	–	–
6424	1,97	0,49	0,49	1,97	–	–	75,00
6431	24,62	–	–	24,62	–	–	100,00
6434	–	–	–	–	–	–	–
6436	–	–	–	–	–	–	–
6462	7,96	–	3,19	7,96	–	–	60,00
6463	5,00	–	5,00	5,00	–	–	–
6491	–	–	–	–	–	–	–
6493	2,99	–	–	2,99	–	–	100,00
6512	–	–	–	–	–	–	–
6550	14,86	–	8,40	13,56	–	–	47,83
6613	–	–	–	–	–	–	–
6619	–	–	–	–	–	–	–
6622	4,68	–	1,34	4,68	–	–	57,14
6810	6,53	–	1,63	6,53	–	–	37,50
6821	3,97	–	0,66	3,97	–	–	66,67
6822	2,32	–	1,55	2,32	–	–	33,33
6911	0,89	–	0,59	0,89	–	–	33,33
6912	11,85	–	8,47	10,16	–	–	57,14
6920	4,35	–	1,45	4,35	10,37	23,81	61,90
7020	8,83	–	0,88	8,83	–	–	40,00
7111	–	–	–	–	–	–	–
7112	14,99	–	8,91	14,99	–	–	62,16
7119	8,72	–	6,78	3,88	–	–	66,67
7120	8,93	–	4,47	8,93	–	–	50,00
7210	7,41	–	5,29	8,47	105,82	142,86	–
7220	–	–	–	–	–	–	–
7311	–	–	–	–	–	–	–
7312	–	–	–	–	–	–	–
7319	5,19	–	0,87	4,33	–	–	66,67
7420	2,62	–	–	2,62	–	–	100,00
7490	10,53	0,88	6,14	9,65	–	–	83,33
7500	4,16	–	–	4,16	–	–	100,00
7711	3,81	–	–	3,81	–	–	66,67
7719	–	–	–	–	–	–	–
7723	2,00	–	–	2,00	–	–	–

Capítulo 85 - Goiás

85.2 - Indicadores de acidentes do trabalho, segundo a Classificação Nacional de Atividades Econômicas (CNAE), dos estabelecimentos localizados no estado de Goiás - 2016

(conclusão)

CNAE	INDICADORES DE ACIDENTES DO TRABALHO						
	Incidência (por 1.000 vínculos)	Incidência de Doenças Ocupacionais (por 1.000 vínculos)	Incidência de Acidentes Típicos (por 1.000 vínculos)	Incidência de Incapacidade Temporária (por 1.000 vínculos)	Taxa de Mortalidade (por 100.000 vínculos)	Taxa de Letalidade (por 1.000 acidentes)	Acidentalidade para a faixa 16 a 34 anos (por 100 acidentes)
7729	17,50	–	12,50	17,50	–	–	85,71
7731	4,71	–	4,71	4,71	–	–	50,00
7732	12,25	–	4,32	12,25	–	–	70,59
7733	5,12	–	–	5,12	–	–	100,00
7739	5,97	–	3,32	4,65	–	–	44,44
7810	100,66	–	74,17	79,47	–	–	42,11
7820	10,86	–	8,85	10,41	11,20	10,31	68,04
7830	25,43	–	8,48	25,43	–	–	50,00
7911	4,93	–	2,11	3,52	70,48	142,86	14,29
7990	7,80	–	7,80	7,80	–	–	50,00
8011	6,97	–	1,91	6,83	7,34	10,53	50,53
8012	23,64	–	7,32	23,64	56,28	23,81	26,19
8020	10,47	–	4,19	10,47	–	–	60,00
8111	6,51	–	1,86	5,58	–	–	42,86
8112	8,06	–	4,63	7,63	8,58	10,64	31,91
8121	6,14	0,05	2,35	5,57	4,80	7,81	41,41
8122	8,13	–	–	8,13	–	–	50,00
8129	13,38	1,38	6,00	12,46	–	–	37,93
8130	10,28	–	7,71	5,14	–	–	75,00
8211	6,11	–	1,41	5,80	–	–	69,23
8219	4,65	–	1,55	4,46	–	–	70,83
8220	13,30	0,15	2,90	12,91	–	–	77,01
8230	4,44	–	2,22	4,44	–	–	50,00
8291	2,70	0,45	1,35	2,70	–	–	83,33
8292	5,59	–	5,59	2,79	–	–	100,00
8299	7,68	0,21	3,63	7,17	–	–	52,70
8411	1,92	–	1,16	1,89	1,36	7,09	29,79
8412	–	–	–	–	–	–	–
8413	–	–	–	–	–	–	–
8424	3,90	–	1,15	3,90	–	–	64,71
8430	–	–	–	–	–	–	–
8511	29,11	0,59	2,97	27,93	–	–	32,65
8512	1,78	–	1,02	1,53	–	–	35,71
8513	1,83	–	1,04	1,75	–	–	52,17
8520	1,84	–	0,72	1,84	–	–	44,74
8531	3,45	–	2,68	2,87	–	–	33,33
8532	3,74	–	2,08	3,46	13,85	37,04	40,74
8533	–	–	–	–	–	–	–
8541	1,45	–	–	1,45	–	–	100,00
8542	11,41	–	11,41	11,41	–	–	100,00
8550	2,69	–	2,69	2,69	–	–	50,00
8591	–	–	–	–	–	–	–
8592	–	–	–	–	–	–	–
8593	–	–	–	–	–	–	–
8599	5,81	0,20	3,05	5,42	9,85	16,95	42,37
8610	39,23	0,11	31,62	16,82	3,66	0,93	46,04
8621	35,69	–	26,77	17,84	–	–	100,00
8630	12,13	0,29	7,65	6,21	–	–	32,14
8640	13,57	–	9,40	8,81	–	–	63,16
8650	1,11	–	0,28	1,11	–	–	25,00
8660	6,60	–	1,89	4,72	–	–	42,86
8690	3,44	–	2,06	2,06	–	–	60,00
8711	7,20	–	5,40	5,40	–	–	–
8720	39,27	–	29,92	22,44	–	–	33,33
8730	6,06	–	6,06	6,06	–	–	50,00
8800	20,25	–	13,81	18,21	–	–	48,06
9001	1,76	–	1,76	1,76	–	–	100,00
9312	6,74	–	3,63	6,74	–	–	30,77
9313	1,78	0,36	0,71	1,78	–	–	60,00
9319	5,53	–	5,53	5,53	–	–	100,00
9321	12,64	–	7,90	12,64	–	–	62,50
9329	8,16	–	1,63	8,16	–	–	80,00
9411	15,10	–	11,74	15,10	–	–	77,78
9412	9,53	–	2,60	7,80	–	–	45,45
9420	7,16	–	4,21	7,16	–	–	47,06
9430	8,10	–	5,50	5,81	–	–	48,85
9491	5,45	–	2,95	5,45	22,71	41,67	29,17
9492	–	–	–	–	–	–	–
9493	–	–	–	–	–	–	–
9499	22,14	–	18,16	11,69	24,88	11,24	49,44
9511	7,13	–	2,85	6,42	–	–	80,00
9512	11,98	–	–	11,98	–	–	100,00
9521	14,47	–	10,13	14,47	–	–	40,00
9529	3,11	–	3,11	3,11	–	–	50,00
9601	9,76	–	6,28	8,37	–	–	42,86
9602	3,71	1,59	1,59	3,71	–	–	42,86
9603	3,95	0,44	1,32	3,95	–	–	55,56
9609	2,28	–	1,52	2,28	–	–	50,00
9700	15,99	–	9,59	15,99	–	–	–
Outros (1)	14,56	0,40	10,31	13,75	–	–	54,17

Fonte: DATAPREV, CAT, SUB, CNIS.

Notas: 1. Os dados são preliminares, estando sujeitos a correções.
2. As atividades econômicas que apresentam valores zerados para os indicadores são aquelas onde não ocorreram acidentes no período.

(1) Englobam as atividades que possuíam número médio de vínculos no ano menor que 100.

Capítulo 86 - Distrito Federal

86.1 - Indicadores de acidentes do trabalho, segundo a Classificação Nacional de Atividades Econômicas (CNAE), dos estabelecimentos localizados no Distrito Federal - 2015

(continua)

CNAE	INDICADORES DE ACIDENTES DO TRABALHO						
	Incidência (por 1.000 vínculos)	Incidência de Doenças Ocupacionais (por 1.000 vínculos)	Incidência de Acidentes Típicos (por 1.000 vínculos)	Incidência de Incapacidade Temporária (por 1.000 vínculos)	Taxa de Mortalidade (por 100.000 vínculos)	Taxa de Letalidade (por 1.000 acidentes)	Acidentalidade para a faixa 16 a 34 anos (por 100 acidentes)
TOTAL	**9,02**	**0,37**	**5,34**	**8,10**	**3,37**	**3,74**	**47,14**
0111	17,25	–	1,92	17,25	–	–	44,44
0115	24,09	–	24,09	24,09	–	–	40,00
0116	4,79	–	4,79	4,79	–	–	–
0121	6,76	–	1,13	6,76	–	–	16,67
0122	6,63	–	6,63	6,63	–	–	–
0141	2,24	–	2,24	2,24	–	–	–
0151	–	–	–	–	–	–	–
0154	7,53	–	7,53	7,53	–	–	–
0155	6,70	–	4,46	6,70	–	–	55,56
0161	1,64	–	1,64	1,64	–	–	–
0162	–	–	–	–	–	–	–
0163	6,00	–	6,00	6,00	–	–	100,00
0810	20,47	–	6,82	20,47	–	–	33,33
1011	12,99	–	7,79	12,99	–	–	40,00
1012	14,70	–	10,75	10,04	35,85	24,39	56,10
1013	2,70	–	–	2,70	–	–	100,00
1020	19,31	–	6,44	19,31	–	–	33,33
1053	–	–	–	–	–	–	–
1062	–	–	–	–	–	–	–
1066	50,51	–	46,18	47,62	144,30	28,57	65,71
1069	–	–	–	–	–	–	–
1081	9,98	–	9,98	9,98	–	–	60,00
1091	6,13	0,18	4,73	6,13	–	–	60,00
1092	12,46	–	12,46	12,46	–	–	100,00
1094	7,43	–	4,96	7,43	–	–	–
1096	–	–	–	–	–	–	–
1099	3,81	–	1,90	3,81	–	–	100,00
1113	7,40	–	7,40	–	–	–	100,00
1121	11,87	–	11,87	11,87	395,65	333,33	100,00
1122	25,79	–	20,30	25,79	–	–	76,60
1412	1,19	–	1,19	1,19	–	–	100,00
1413	–	–	–	–	–	–	–
1622	11,26	–	9,01	11,26	–	–	60,00
1629	–	–	–	–	–	–	–
1731	17,06	–	8,53	17,06	–	–	100,00
1811	15,30	–	15,30	12,75	–	–	50,00
1813	5,53	–	4,15	5,53	–	–	75,00
1821	–	–	–	–	–	–	–
1822	8,17	–	8,17	8,17	–	–	100,00
2063	4,12	–	4,12	4,12	–	–	50,00
2071	6,63	–	–	6,63	–	–	–
2121	3,36	–	2,01	3,36	–	–	80,00
2222	–	–	–	–	–	–	–
2229	7,20	–	7,20	7,20	–	–	66,67
2311	–	–	–	–	–	–	–
2319	5,03	–	5,03	5,03	–	–	100,00
2320	36,91	0,95	34,07	31,23	94,64	25,64	66,67
2330	15,88	–	13,76	15,88	–	–	26,67
2391	8,76	–	5,26	8,76	–	–	20,00
2511	8,32	–	6,66	8,32	–	–	40,00
2512	20,84	–	9,81	20,84	–	–	47,06
2542	–	–	–	–	–	–	–
2591	17,51	–	17,51	–	–	–	–
2599	13,75	–	13,75	10,32	–	–	75,00
2651	7,43	–	–	7,43	–	–	100,00
2790	5,02	–	5,02	5,02	–	–	100,00
3101	8,83	0,80	4,82	8,83	–	–	63,64
3102	–	–	–	–	–	–	–
3250	18,63	10,65	5,32	18,63	–	–	–
3299	7,94	–	3,97	7,94	–	–	100,00
3312	–	–	–	–	–	–	–
3314	2,78	–	2,78	2,78	–	–	–
3329	6,43	–	2,14	6,43	–	–	66,67
3511	4,07	–	2,04	4,07	–	–	33,33
3512	16,35	–	12,26	16,35	–	–	50,00
3514	23,60	–	17,16	24,67	–	–	40,91
3600	15,05	–	11,88	12,67	39,61	26,32	21,05
3702	18,19	–	12,13	18,19	606,37	333,33	100,00
3811	96,07	–	86,08	95,68	–	–	52,80
3812	18,62	–	18,62	18,62	–	–	–
3821	21,21	–	10,61	21,21	–	–	50,00
3831	45,28	–	36,23	45,28	–	–	40,00
3839	19,91	–	11,94	19,91	–	–	40,00
4110	11,94	0,14	9,78	11,37	14,39	12,05	49,40
4120	10,46	0,31	7,27	10,18	7,86	7,52	45,49
4211	8,74	–	7,25	8,00	–	–	51,06
4212	7,98	–	–	7,98	–	–	–
4213	6,99	–	5,68	6,99	–	–	–
4221	30,44	–	9,85	30,44	44,76	14,71	32,35
4222	4,28	–	4,28	4,28	–	–	60,00
4292	8,99	–	8,99	8,99	–	–	50,00

Capítulo 86 - Distrito Federal

86.1 - Indicadores de acidentes do trabalho, segundo a Classificação Nacional de Atividades Econômicas (CNAE), dos estabelecimentos localizados no Distrito Federal - 2015

(continuação)

CNAE	INDICADORES DE ACIDENTES DO TRABALHO						
	Incidência (por 1.000 vínculos)	Incidência de Doenças Ocupacionais (por 1.000 vínculos)	Incidência de Acidentes Típicos (por 1.000 vínculos)	Incidência de Incapacidade Temporária (por 1.000 vínculos)	Taxa de Mortalidade (por 100.000 vínculos)	Taxa de Letalidade (por 1.000 acidentes)	Acidentalidade para a faixa 16 a 34 anos (por 100 acidentes)
4299	11,86	–	10,38	11,86	–	–	50,00
4313	3,81	–	2,54	3,81	–	–	33,33
4321	10,35	0,54	8,21	10,35	–	–	58,62
4322	3,85	–	3,21	3,85	–	–	66,67
4329	4,94	–	4,24	4,94	–	–	57,14
4330	5,83	0,28	3,88	5,55	–	–	61,90
4391	8,17	–	8,17	8,17	–	–	20,00
4399	18,23	–	13,67	18,23	56,96	31,25	21,88
4511	6,26	0,13	2,80	6,13	–	–	51,06
4512	12,27	–	12,27	12,27	–	–	33,33
4520	2,87	–	1,91	2,87	–	–	58,33
4530	8,11	0,31	3,52	7,95	–	–	66,04
4541	8,33	1,19	1,19	8,33	–	–	57,14
4617	3,92	–	3,92	3,92	–	–	100,00
4618	–	–	–	–	–	–	–
4623	11,93	–	3,98	11,93	–	–	66,67
4631	27,28	4,55	4,55	27,28	–	–	66,67
4632	6,97	–	–	6,97	–	–	100,00
4633	3,25	0,65	1,30	3,25	–	–	80,00
4634	4,40	–	3,30	4,40	–	–	50,00
4635	27,29	1,14	13,64	21,60	–	–	54,17
4636	–	–	–	–	–	–	–
4637	6,13	–	2,63	6,13	–	–	71,43
4639	5,33	0,24	3,88	5,33	–	–	68,18
4641	–	–	–	–	–	–	–
4642	–	–	–	–	–	–	–
4644	2,59	–	1,29	2,59	–	–	50,00
4645	2,35	–	–	2,35	–	–	100,00
4646	2,86	–	2,86	–	–	–	100,00
4647	–	–	–	–	–	–	–
4649	2,59	–	1,94	2,59	–	–	100,00
4651	4,09	–	4,09	4,09	–	–	50,00
4652	–	–	–	–	–	–	–
4672	17,51	–	15,32	17,51	–	–	75,00
4673	–	–	–	–	–	–	–
4679	18,33	0,47	15,04	17,86	–	–	66,67
4681	8,95	–	8,95	5,97	–	–	33,33
4682	51,89	–	18,87	51,89	–	–	27,27
4686	–	–	–	–	–	–	–
4687	6,35	–	4,76	6,35	–	–	75,00
4689	18,47	–	18,47	18,47	–	–	75,00
4691	15,18	–	9,49	15,18	94,87	62,50	50,00
4693	15,49	–	5,16	15,49	–	–	66,67
4711	12,57	0,04	10,25	12,53	–	–	66,90
4712	3,24	0,20	2,03	3,24	–	–	81,25
4713	0,94	–	0,47	0,94	–	–	100,00
4721	4,30	–	3,56	4,30	–	–	79,31
4722	9,44	0,86	6,01	9,44	–	–	81,82
4723	5,16	0,86	2,58	5,16	–	–	50,00
4724	1,50	–	1,50	1,50	–	–	33,33
4729	4,39	0,31	2,82	4,39	31,37	71,43	42,86
4731	4,97	–	3,31	4,42	–	–	63,89
4732	6,93	–	–	6,93	–	–	100,00
4741	3,53	–	3,53	3,53	–	–	100,00
4742	–	–	–	–	–	–	–
4743	8,03	–	5,02	8,03	–	–	62,50
4744	7,73	0,40	5,55	7,43	–	–	60,26
4751	1,02	–	0,61	1,02	10,19	100,00	80,00
4752	1,32	–	0,88	1,32	–	–	33,33
4753	2,41	–	1,81	2,41	–	–	75,00
4754	2,14	–	0,80	2,41	–	–	37,50
4755	2,45	–	0,98	2,45	–	–	40,00
4756	–	–	–	–	–	–	–
4757	2,05	–	2,05	2,05	–	–	100,00
4759	1,73	–	0,58	1,73	–	–	100,00
4761	2,00	0,50	1,50	2,00	–	–	62,50
4763	4,36	–	1,63	4,36	–	–	62,50
4771	3,01	0,12	1,39	2,78	–	–	69,23
4772	2,26	–	1,89	2,26	–	–	83,33
4773	–	–	–	–	–	–	–
4774	3,12	–	–	3,12	–	–	80,00
4781	2,67	–	1,86	2,35	–	–	81,82
4782	1,19	–	0,48	0,72	–	–	100,00
4783	1,45	–	1,45	1,45	–	–	100,00
4784	16,30	–	9,31	16,30	–	–	71,43
4785	–	–	–	–	–	–	–
4789	3,24	–	2,25	2,82	–	–	56,52
4912	21,18	0,85	17,79	18,64	–	–	16,00
4921	7,21	–	4,45	7,00	–	–	34,31
4922	1,42	0,71	–	1,42	–	–	50,00
4923	2,85	–	0,71	2,85	–	–	50,00
4924	1,64	–	1,64	–	–	–	100,00

Capítulo 86 - Distrito Federal

86.1 - Indicadores de acidentes do trabalho, segundo a Classificação Nacional de Atividades Econômicas (CNAE), dos estabelecimentos localizados no Distrito Federal - 2015

(continuação)

CNAE	INDICADORES DE ACIDENTES DO TRABALHO						
	Incidência (por 1.000 vínculos)	Incidência de Doenças Ocupacionais (por 1.000 vínculos)	Incidência de Acidentes Típicos (por 1.000 vínculos)	Incidência de Incapacidade Temporária (por 1.000 vínculos)	Taxa de Mortalidade (por 100.000 vínculos)	Taxa de Letalidade (por 1.000 acidentes)	Acidentalidade para a faixa 16 a 34 anos (por 100 acidentes)
4929	4,98	–	2,49	4,98	–	–	50,00
4930	8,24	0,21	5,00	7,92	–	–	49,37
5099	–	–	–	–	–	–	–
5111	25,27	–	13,92	24,17	–	–	65,22
5112	9,32	–	–	9,32	–	–	–
5211	10,29	–	4,41	10,29	–	–	71,43
5212	18,61	–	–	18,61	–	–	25,00
5223	1,45	–	–	0,72	–	–	100,00
5229	8,15	–	4,07	8,15	–	–	50,00
5240	6,92	1,08	3,68	6,49	–	–	21,88
5250	32,80	–	30,61	30,61	–	–	53,33
5310	61,30	6,09	46,47	57,85	13,24	2,16	26,57
5320	18,68	–	6,72	18,68	–	–	68,00
5510	3,08	–	2,67	2,67	–	–	46,67
5611	4,06	0,17	2,40	4,03	2,37	5,85	69,01
5612	7,96	7,96	–	7,96	–	–	–
5620	23,59	–	19,12	23,59	–	–	47,97
5811	–	–	–	–	–	–	–
5812	6,20	–	3,10	6,20	–	–	100,00
5822	15,45	–	8,83	15,45	–	–	50,00
5829	3,51	–	3,51	3,51	–	–	100,00
5911	–	–	–	–	–	–	–
5914	2,01	–	2,01	2,01	–	–	–
6010	–	–	–	–	–	–	–
6021	5,99	–	4,58	4,93	–	–	52,94
6110	9,14	–	6,25	9,14	–	–	36,84
6120	5,67	–	2,36	5,67	–	–	83,33
6130	–	–	–	–	–	–	–
6190	9,73	–	6,49	9,73	–	–	66,67
6201	1,93	0,14	0,41	1,93	–	–	50,00
6202	1,01	–	1,01	1,01	–	–	100,00
6203	1,59	–	–	1,32	–	–	83,33
6204	6,97	0,67	4,72	6,30	–	–	19,35
6209	0,76	–	0,19	0,38	–	–	75,00
6311	3,14	0,63	–	3,14	–	–	100,00
6319	9,21	–	4,61	9,21	–	–	100,00
6391	5,80	–	5,80	5,80	–	–	–
6399	22,60	–	–	22,60	–	–	100,00
6421	2,01	–	2,01	–	–	–	–
6422	13,72	5,14	6,40	11,95	–	–	33,75
6423	26,75	5,67	19,29	14,92	9,94	3,72	27,14
6424	0,92	–	0,92	0,92	–	–	–
6435	2,07	1,03	1,03	2,07	–	–	50,00
6436	–	–	–	–	–	–	–
6462	5,21	–	2,60	5,21	–	–	75,00
6463	7,65	–	7,65	7,65	–	–	100,00
6491	–	–	–	–	–	–	–
6492	–	–	–	–	–	–	–
6493	–	–	–	–	–	–	–
6499	–	–	–	–	–	–	–
6511	–	–	–	–	–	–	–
6512	–	–	–	–	–	–	–
6541	3,25	0,65	1,30	3,25	–	–	20,00
6550	9,59	1,11	1,84	8,11	–	–	61,54
6612	14,56	–	14,56	14,56	–	–	–
6613	–	–	–	–	–	–	–
6619	5,14	–	5,14	5,14	–	–	100,00
6621	24,01	–	–	24,01	–	–	100,00
6622	4,37	0,36	1,09	4,00	–	–	66,67
6629	7,95	–	7,95	7,95	–	–	–
6810	7,33	0,52	4,71	6,28	–	–	14,29
6821	1,50	–	0,75	1,50	–	–	50,00
6822	3,78	–	3,78	3,41	–	–	40,00
6911	0,18	–	–	0,18	–	–	100,00
6912	3,32	–	–	6,65	–	–	100,00
6920	2,70	0,21	1,04	2,50	–	–	76,92
7020	3,81	0,32	2,22	3,49	–	–	33,33
7111	–	–	–	–	–	–	–
7112	9,40	0,81	5,37	8,32	–	–	42,86
7119	4,66	–	2,80	4,66	–	–	40,00
7210	7,47	–	5,09	4,07	–	–	13,64
7311	5,75	–	0,96	5,75	–	–	50,00
7312	13,04	–	3,26	16,30	–	–	75,00
7319	5,01	–	1,00	5,01	100,25	200,00	60,00
7320	–	–	–	–	–	–	–
7420	9,84	–	3,28	9,84	–	–	33,33
7490	4,83	1,93	1,93	3,86	–	–	60,00
7500	–	–	–	–	–	–	–
7711	1,61	–	–	1,61	–	–	100,00
7723	11,05	–	4,42	8,84	–	–	100,00
7729	3,86	–	–	3,86	–	–	100,00
7732	11,13	–	6,85	9,42	–	–	7,69

Capítulo 86 - Distrito Federal

86.1 - Indicadores de acidentes do trabalho, segundo a Classificação Nacional de Atividades Econômicas (CNAE), dos estabelecimentos localizados no Distrito Federal - 2015

(conclusão)

CNAE	INDICADORES DE ACIDENTES DO TRABALHO						
	Incidência (por 1.000 vínculos)	Incidência de Doenças Ocupacionais (por 1.000 vínculos)	Incidência de Acidentes Típicos (por 1.000 vínculos)	Incidência de Incapacidade Temporária (por 1.000 vínculos)	Taxa de Mortalidade (por 100.000 vínculos)	Taxa de Letalidade (por 1.000 acidentes)	Acidentalidade para a faixa 16 a 34 anos (por 100 acidentes)
7733	27,03	–	–	27,03	–	–	66,67
7739	7,47	–	4,48	7,47	–	–	20,00
7810	3,51	0,18	1,05	3,33	–	–	50,00
7820	3,64	0,36	1,82	3,77	–	–	36,67
7830	4,72	–	1,37	4,60	–	–	44,74
7911	8,99	–	3,24	7,55	35,97	40,00	84,00
8011	2,73	0,12	0,53	2,69	4,07	14,93	37,31
8012	42,89	–	12,55	42,89	–	–	41,46
8020	–	–	–	–	–	–	–
8111	2,75	–	0,50	2,75	–	–	45,45
8112	6,52	0,06	4,45	5,97	6,09	9,35	50,47
8121	4,20	–	2,14	4,12	–	–	29,81
8122	–	–	–	–	–	–	–
8129	25,63	–	16,31	23,30	–	–	45,45
8130	–	–	–	–	–	–	–
8211	3,41	0,14	1,36	3,27	–	–	62,00
8219	3,23	–	0,65	3,23	–	–	100,00
8220	6,00	0,10	2,26	6,00	–	–	77,05
8230	6,54	–	3,57	5,95	–	–	45,45
8291	2,30	–	–	2,30	–	–	66,67
8299	3,75	–	1,57	3,63	–	–	61,29
8411	1,89	0,04	1,10	1,76	6,60	34,88	27,91
8412	3,85	–	–	3,85	–	–	–
8413	3,30	–	3,30	3,30	–	–	–
8421	–	–	–	–	–	–	–
8422	2,63	–	2,63	2,63	–	–	–
8423	4,26	–	4,26	1,42	–	–	–
8424	15,35	–	7,67	15,35	–	–	–
8430	–	–	–	–	–	–	–
8511	23,09	–	2,18	23,09	–	–	32,08
8512	2,72	–	1,09	2,36	–	–	26,67
8513	5,49	–	3,44	4,95	–	–	31,37
8520	5,24	–	3,33	5,24	–	–	40,91
8531	6,07	0,23	4,13	5,27	–	–	41,51
8532	1,40	–	0,93	1,40	–	–	66,67
8533	4,69	–	1,56	4,69	–	–	66,67
8541	–	–	–	–	–	–	–
8542	–	–	–	–	–	–	–
8550	–	–	–	–	–	–	–
8591	2,24	–	–	4,49	–	–	100,00
8592	–	–	–	–	–	–	–
8593	–	–	–	–	–	–	–
8599	7,57	0,50	4,71	6,45	–	–	37,70
8610	40,65	0,20	31,19	25,72	–	–	51,56
8621	–	–	–	–	–	–	–
8630	3,82	0,15	2,90	2,90	–	–	60,00
8640	19,70	–	13,87	14,34	–	–	54,40
8650	3,35	–	2,39	2,39	–	–	85,71
8660	6,44	0,15	5,45	2,53	–	–	46,43
8690	2,95	–	0,98	1,97	–	–	33,33
8711	14,10	3,52	7,05	21,15	–	–	50,00
8712	3,48	–	–	3,48	–	–	–
8720	3,32	–	–	3,32	–	–	–
8730	–	–	–	–	–	–	–
8800	9,08	0,16	6,33	8,92	–	–	26,79
9001	4,03	4,03	–	4,03	–	–	–
9312	4,34	–	3,72	4,34	–	–	71,43
9313	1,89	–	0,71	1,89	–	–	75,00
9319	3,05	–	–	3,05	–	–	100,00
9321	–	–	–	–	–	–	–
9329	5,94	–	2,97	5,94	–	–	–
9411	1,19	–	0,60	1,19	–	–	50,00
9412	1,97	–	0,66	1,97	–	–	–
9420	2,99	1,28	0,85	2,99	–	–	28,57
9430	3,88	0,09	2,40	3,70	9,25	23,81	33,33
9491	4,30	–	3,38	4,91	–	–	50,00
9492	2,15	–	–	2,15	–	–	–
9499	11,76	–	8,89	11,50	–	–	46,67
9511	1,63	0,82	–	1,63	–	–	50,00
9512	13,97	–	13,97	13,97	–	–	50,00
9521	1,31	–	–	1,31	–	–	–
9529	–	–	–	–	–	–	–
9601	5,17	0,74	1,48	5,17	–	–	57,14
9602	1,54	–	0,39	1,54	–	–	25,00
9603	9,56	–	3,19	9,56	–	–	33,33
9609	0,76	–	0,76	0,76	–	–	100,00
9700	–	–	–	–	–	–	–
9900	5,82	0,45	4,03	5,82	–	–	15,38
Outros(1)	13,78	0,31	6,11	13,00	15,66	11,36	51,14

Fonte: DATAPREV, CAT, SUB, CNIS.

Notas: 1. Os dados são preliminares, estando sujeitos a correções.
2. As atividades econômicas que apresentam valores zerados para os indicadores são aquelas onde não ocorreram acidentes no período.

(1) Englobam as atividades que possuíam número médio de vínculos no ano menor que 100.

Capítulo 86 - Distrito Federal

86.2 - Indicadores de acidentes do trabalho, segundo a Classificação Nacional de Atividades Econômicas (CNAE), dos estabelecimentos localizados no Distrito Federal - 2016

(continua)

CNAE	INDICADORES DE ACIDENTES DO TRABALHO						
	Incidência (por 1.000 vínculos)	Incidência de Doenças Ocupacionais (por 1.000 vínculos)	Incidência de Acidentes Típicos (por 1.000 vínculos)	Incidência de Incapacidade Temporária (por 1.000 vínculos)	Taxa de Mortalidade (por 100.000 vínculos)	Taxa de Letalidade (por 1.000 acidentes)	Acidentalidade para a faixa 16 a 34 anos (por 100 acidentes)
TOTAL	**9,25**	**0,29**	**5,00**	**8,47**	**2,62**	**2,83**	**45,83**
0111	19,94	–	5,98	19,94	–	–	30,00
0115	28,62	–	19,08	28,62	476,95	166,67	33,33
0116	–	–	–	–	–	–	–
0121	6,88	–	–	6,88	–	–	50,00
0122	–	–	–	–	–	–	–
0141	6,25	–	–	6,25	–	–	50,00
0151	3,89	–	–	3,89	–	–	50,00
0154	7,74	–	3,87	7,74	–	–	100,00
0155	4,29	–	3,57	4,29	–	–	50,00
0161	0,84	–	0,84	0,84	–	–	–
0162	–	–	–	–	–	–	–
0163	–	–	–	–	–	–	–
0810	6,96	–	–	6,96	–	–	–
1011	13,59	–	3,40	13,59	–	–	50,00
1012	9,33	0,36	6,46	7,53	35,88	38,46	46,15
1013	15,28	–	15,28	12,22	–	–	60,00
1020	30,28	–	22,71	30,28	–	–	50,00
1053	–	–	–	–	–	–	–
1062	14,71	–	7,35	14,71	–	–	–
1066	17,74	–	11,83	13,31	–	–	66,67
1069	7,59	–	7,59	7,59	–	–	–
1081	22,11	–	16,08	22,11	–	–	81,82
1091	4,16	–	3,64	3,99	–	–	54,17
1092	7,18	–	–	7,18	–	–	–
1094	13,03	–	7,82	13,03	–	–	40,00
1096	–	–	–	–	–	–	–
1099	4,47	–	4,47	4,47	–	–	50,00
1121	4,00	4,00	–	4,00	–	–	100,00
1122	16,65	–	12,63	16,65	–	–	72,41
1412	1,27	–	–	1,27	–	–	–
1413	–	–	–	–	–	–	–
1622	10,97	–	5,49	10,97	–	–	–
1629	9,58	–	9,58	9,58	–	–	–
1731	35,06	8,77	26,30	35,06	–	–	50,00
1811	8,69	–	8,69	8,69	–	–	–
1813	4,67	–	3,12	4,67	–	–	33,33
1821	–	–	–	–	–	–	–
1822	9,05	–	9,05	9,05	–	–	66,67
2063	6,18	–	2,06	6,18	–	–	66,67
2071	15,92	–	15,92	15,92	–	–	100,00
2093	19,51	–	19,51	19,51	–	–	100,00
2121	3,91	–	2,61	3,91	–	–	50,00
2222	10,38	–	10,38	10,38	–	–	–
2229	7,96	–	7,96	10,62	–	–	66,67
2311	–	–	–	–	–	–	–
2319	15,95	–	10,63	15,95	–	–	100,00
2320	37,68	1,02	29,53	28,51	–	–	43,24
2330	11,14	1,24	4,95	11,14	–	–	55,56
2391	13,57	–	7,76	13,57	–	–	71,43
2511	11,04	–	8,83	11,04	–	–	40,00
2512	4,53	–	3,02	4,53	–	–	100,00
2542	10,98	–	5,49	10,98	–	–	50,00
2591	42,86	–	34,29	8,57	–	–	80,00
2599	33,18	–	23,42	29,28	–	–	58,82
2651	–	–	–	–	–	–	–
2790	–	–	–	–	–	–	–
3101	9,95	–	7,23	9,95	–	–	54,55
3102	29,65	–	22,24	29,65	–	–	50,00
3250	12,92	5,17	7,75	12,92	–	–	40,00
3299	8,51	–	8,51	8,51	–	–	50,00
3312	–	–	–	–	–	–	–
3313	9,29	–	9,29	9,29	–	–	100,00
3314	8,67	–	5,78	8,67	–	–	100,00
3329	16,42	–	5,47	13,68	–	–	66,67
3511	4,82	–	2,07	4,13	–	–	–
3512	4,07	–	4,07	4,07	–	–	100,00
3514	44,58	11,40	23,85	46,66	–	–	30,23
3600	14,31	–	12,72	13,51	–	–	19,44
3702	–	–	–	–	–	–	–
3811	86,94	–	75,35	86,94	41,40	4,76	57,14
3812	21,71	–	14,48	21,71	–	–	33,33
3839	30,34	–	11,67	30,34	38,90	12,82	44,87
4110	14,00	0,20	11,16	13,59	–	–	43,48
4120	12,09	–	9,17	11,80	14,40	11,90	34,52
4211	5,88	–	4,13	5,44	–	–	48,15
4213	17,50	0,44	14,43	17,06	–	–	5,00
4221	25,84	–	10,24	25,84	97,51	37,74	33,96
4222	12,16	–	11,23	12,16	–	–	61,54
4292	22,21	–	17,77	22,21	–	–	20,00
4299	12,26	–	7,15	12,26	–	–	41,67
4313	8,29	1,38	4,15	8,29	–	–	66,67
4321	9,91	–	6,10	9,53	–	–	63,46
4322	3,34	–	2,00	3,34	–	–	40,00

Capítulo 86 - Distrito Federal

86.2 - Indicadores de acidentes do trabalho, segundo a Classificação Nacional de Atividades Econômicas (CNAE), dos estabelecimentos localizados no Distrito Federal - 2016

(continuação)

CNAE	INDICADORES DE ACIDENTES DO TRABALHO						
	Incidência (por 1.000 vínculos)	Incidência de Doenças Ocupacionais (por 1.000 vínculos)	Incidência de Acidentes Típicos (por 1.000 vínculos)	Incidência de Incapacidade Temporária (por 1.000 vínculos)	Taxa de Mortalidade (por 100.000 vínculos)	Taxa de Letalidade (por 1.000 acidentes)	Acidentalidade para a faixa 16 a 34 anos (por 100 acidentes)
4329	9,23	0,84	5,04	8,39	–	–	45,45
4330	4,19	–	3,81	3,43	–	–	54,55
4391	12,26	–	10,73	12,26	–	–	87,50
4399	5,89	0,65	3,92	5,89	–	–	44,44
4511	7,46	–	2,95	7,15	–	–	60,42
4512	3,43	–	–	3,43	–	–	–
4520	3,72	0,25	0,74	3,97	–	–	53,33
4530	10,69	0,16	3,19	10,38	–	–	70,15
4541	7,69	–	1,28	7,69	–	–	83,33
4617	4,66	–	–	4,66	–	–	100,00
4618	–	–	–	–	–	–	–
4623	7,21	–	2,40	7,21	–	–	66,67
4631	5,36	–	–	5,36	–	–	50,00
4632	7,47	–	3,73	7,47	–	–	50,00
4633	7,34	0,67	3,34	6,68	–	–	63,64
4634	8,40	–	1,20	8,40	–	–	42,86
4635	29,33	–	11,73	24,64	–	–	72,00
4636	11,34	–	–	11,34	–	–	50,00
4637	16,84	–	7,58	16,84	–	–	65,00
4639	8,14	–	6,56	8,14	–	–	67,74
4641	8,10	–	8,10	8,10	–	–	100,00
4642	3,59	–	–	3,59	–	–	100,00
4644	7,27	–	5,09	7,27	–	–	60,00
4645	10,44	–	3,91	10,44	–	–	62,50
4646	5,03	2,52	–	5,03	–	–	–
4647	16,02	4,01	4,01	16,02	–	–	75,00
4649	4,74	–	2,71	4,74	–	–	28,57
4651	1,97	–	–	1,97	–	–	–
4652	6,65	–	–	6,65	–	–	–
4672	18,96	–	16,59	14,22	–	–	75,00
4673	–	–	–	–	–	–	–
4679	22,91	–	14,76	21,89	–	–	73,33
4681	9,04	–	3,01	9,04	–	–	–
4682	51,36	–	32,68	46,69	–	–	63,64
4686	–	–	–	–	–	–	–
4687	18,19	–	14,89	18,19	–	–	72,73
4689	11,56	–	5,78	11,56	–	–	50,00
4691	6,67	–	5,19	6,67	–	–	66,67
4693	15,30	1,70	10,20	15,30	–	–	44,44
4711	13,09	0,19	9,76	13,00	–	–	58,42
4712	4,50	–	3,07	4,50	20,47	45,45	54,55
4713	3,68	–	1,58	3,68	52,57	142,86	57,14
4721	3,18	0,29	2,45	3,18	–	–	72,73
4722	8,91	–	8,10	8,91	–	–	54,55
4723	1,66	–	–	1,66	–	–	100,00
4724	9,81	0,52	7,23	9,81	–	–	52,63
4729	5,69	0,32	2,53	5,37	–	–	77,78
4731	5,24	–	2,54	4,64	–	–	77,14
4732	–	–	–	–	–	–	–
4741	4,85	–	2,43	4,85	–	–	25,00
4742	1,10	–	1,10	1,10	–	–	100,00
4743	1,15	–	1,15	1,15	–	–	–
4744	6,63	0,11	4,31	6,63	11,06	16,67	56,67
4751	1,78	0,16	0,65	1,61	–	–	45,45
4752	4,24	–	1,06	4,24	–	–	100,00
4753	5,04	–	2,52	5,04	–	–	71,43
4754	3,39	0,28	1,70	3,68	–	–	41,67
4755	2,61	–	1,57	2,61	–	–	40,00
4756	–	–	–	–	–	–	–
4757	–	–	–	–	–	–	–
4759	3,59	0,60	1,20	3,59	–	–	33,33
4761	0,86	–	0,29	0,86	–	–	66,67
4763	–	–	–	–	–	–	–
4771	3,97	–	2,31	3,42	–	–	77,78
4772	2,72	0,39	1,17	1,95	–	–	42,86
4773	2,43	–	1,22	2,43	–	–	–
4774	1,89	–	0,63	2,52	–	–	33,33
4781	1,84	0,09	1,31	1,31	–	–	76,19
4782	4,43	0,26	2,61	4,43	–	–	88,24
4783	–	–	–	–	–	–	–
4784	7,01	–	4,68	7,01	–	–	100,00
4785	14,87	–	7,43	14,87	–	–	100,00
4789	4,41	–	1,62	4,41	–	–	76,67
4912	7,76	–	6,90	7,76	–	–	22,22
4921	11,37	0,15	5,50	11,15	–	–	40,52
4922	5,59	–	4,00	5,59	–	–	28,57
4923	3,53	–	0,88	2,65	–	–	50,00
4924	3,90	–	–	3,90	–	–	50,00
4929	4,96	–	3,31	4,96	–	–	66,67
4930	9,73	0,11	6,18	9,38	–	–	42,35
5099	–	–	–	–	–	–	–
5111	23,92	–	16,67	22,83	–	–	59,09
5211	14,14	–	8,84	14,14	176,70	125,00	75,00
5212	2,19	–	2,19	2,19	–	–	100,00

Capítulo 86 - Distrito Federal

86.2 - Indicadores de acidentes do trabalho, segundo a Classificação Nacional de Atividades Econômicas (CNAE), dos estabelecimentos localizados no Distrito Federal - 2016

(continuação)

CNAE	INDICADORES DE ACIDENTES DO TRABALHO						
	Incidência (por 1.000 vínculos)	Incidência de Doenças Ocupacionais (por 1.000 vínculos)	Incidência de Acidentes Típicos (por 1.000 vínculos)	Incidência de Incapacidade Temporária (por 1.000 vínculos)	Taxa de Mortalidade (por 100.000 vínculos)	Taxa de Letalidade (por 1.000 acidentes)	Acidentalidade para a faixa 16 a 34 anos (por 100 acidentes)
5223	4,42	–	2,95	4,42	–	–	50,00
5229	8,58	–	8,58	8,58	–	–	–
5240	6,03	–	2,70	6,03	–	–	34,48
5250	13,39	–	7,65	13,39	–	–	71,43
5310	52,27	4,17	39,77	51,06	–	–	23,65
5320	16,02	0,73	8,74	15,29	–	–	68,18
5510	3,10	–	2,44	2,88	–	–	57,14
5611	4,76	0,07	3,20	4,76	4,96	10,42	72,40
5612	–	–	–	–	–	–	–
5620	26,99	0,30	21,38	26,38	–	–	44,38
5811	–	–	–	–	–	–	–
5812	–	–	–	–	–	–	–
5822	14,27	–	9,08	14,27	–	–	9,09
5829	3,84	–	3,84	3,84	–	–	100,00
5911	–	–	–	–	–	–	–
5914	10,68	–	6,41	10,68	–	–	60,00
6010	–	–	–	–	–	–	–
6021	5,55	–	3,08	5,24	–	–	33,33
6110	13,69	–	10,43	13,69	–	–	52,38
6120	5,29	–	2,65	5,29	–	–	70,00
6130	–	–	–	–	–	–	–
6190	6,72	–	3,36	6,72	–	–	100,00
6201	2,10	0,13	0,26	1,97	–	–	50,00
6202	2,32	–	–	2,32	–	–	50,00
6203	2,97	0,59	0,30	2,97	–	–	40,00
6204	6,03	–	1,08	5,17	–	–	21,43
6209	6,57	–	2,51	5,61	19,33	29,41	55,88
6311	3,86	–	0,64	3,86	–	–	66,67
6319	3,00	–	–	3,00	–	–	100,00
6391	–	–	–	–	–	–	–
6399	5,98	–	–	5,98	–	–	100,00
6421	2,27	2,27	–	2,27	–	–	–
6422	7,68	3,92	2,23	7,46	–	–	29,79
6423	14,31	2,54	9,44	10,15	–	–	31,91
6424	2,58	0,86	–	2,58	–	–	66,67
6435	3,90	0,98	0,98	3,90	–	–	25,00
6436	–	–	–	–	–	–	–
6462	6,24	–	4,16	3,12	–	–	33,33
6463	8,26	–	8,26	8,26	–	–	–
6491	9,22	–	–	9,22	–	–	100,00
6492	–	–	–	–	–	–	–
6493	9,74	–	6,50	9,74	–	–	33,33
6499	–	–	–	–	–	–	–
6511	8,24	8,24	–	8,24	–	–	100,00
6512	2,49	1,24	–	2,49	–	–	50,00
6541	11,09	1,96	1,96	10,44	–	–	41,18
6550	11,03	–	3,31	10,30	–	–	50,00
6612	–	–	–	–	–	–	–
6613	4,41	–	–	4,41	–	–	100,00
6619	–	–	–	–	–	–	–
6621	31,82	–	–	31,82	–	–	57,14
6622	1,39	–	0,35	1,39	–	–	50,00
6629	–	–	–	–	–	–	–
6810	9,05	0,53	4,26	9,05	–	–	5,88
6821	4,78	0,80	3,19	4,78	–	–	16,67
6822	4,40	0,88	2,20	4,40	–	–	50,00
6911	0,74	–	0,55	0,74	–	–	25,00
6912	6,73	–	6,73	6,73	–	–	100,00
6920	2,88	0,21	0,62	2,88	–	–	64,29
7020	2,65	–	0,99	2,65	–	–	37,50
7111	–	–	–	–	–	–	–
7112	11,73	–	8,38	11,40	–	–	40,00
7119	3,74	–	3,74	1,87	–	–	50,00
7210	9,87	–	8,11	5,99	–	–	21,43
7311	2,25	–	–	2,25	–	–	50,00
7312	7,16	–	–	7,16	–	–	100,00
7319	5,82	–	3,32	5,82	–	–	85,71
7320	14,14	–	7,07	7,07	–	–	50,00
7420	3,58	–	–	3,58	–	–	100,00
7490	6,24	–	0,89	5,34	–	–	42,86
7500	3,39	–	–	3,39	338,50	1.000,00	100,00
7711	7,54	–	2,51	6,70	–	–	77,78
7723	–	–	–	–	–	–	–
7729	3,77	–	3,77	3,77	–	–	–
7732	10,92	–	10,92	10,92	–	–	33,33
7733	–	–	–	–	–	–	–
7739	14,05	–	7,02	14,05	–	–	50,00
7810	1,89	0,38	0,38	1,70	–	–	30,00
7820	2,51	–	1,43	2,51	11,96	47,62	33,33
7830	6,95	0,27	1,74	6,55	–	–	40,38
7911	3,78	–	1,26	3,78	–	–	66,67
8011	2,92	0,04	0,75	2,92	–	–	38,57
8012	43,62	1,12	11,18	43,62	–	–	25,64
8020	6,59	–	4,94	6,59	–	–	75,00

Capítulo 86 - Distrito Federal

86.2 - Indicadores de acidentes do trabalho, segundo a Classificação Nacional de Atividades Econômicas (CNAE), dos estabelecimentos localizados no Distrito Federal - 2016

(conclusão)

CNAE	INDICADORES DE ACIDENTES DO TRABALHO						
	Incidência (por 1.000 vínculos)	Incidência de Doenças Ocupacionais (por 1.000 vínculos)	Incidência de Acidentes Típicos (por 1.000 vínculos)	Incidência de Incapacidade Temporária (por 1.000 vínculos)	Taxa de Mortalidade (por 100.000 vínculos)	Taxa de Letalidade (por 1.000 acidentes)	Acidentalidade para a faixa 16 a 34 anos (por 100 acidentes)
8111	2,38	–	0,89	2,38	–	–	25,00
8112	6,80	0,06	4,60	6,49	12,25	18,02	43,24
8121	5,16	0,09	1,82	4,90	–	–	25,21
8122	–	–	–	–	–	–	–
8129	65,03	–	57,81	40,95	–	–	29,63
8130	–	–	–	–	–	–	–
8211	2,76	–	0,85	2,56	–	–	42,86
8219	2,80	–	1,12	2,80	–	–	100,00
8220	11,67	0,23	5,54	11,43	–	–	74,26
8230	4,93	–	3,52	4,93	–	–	57,14
8291	3,48	–	1,74	3,48	–	–	50,00
8299	2,79	–	1,18	2,68	–	–	30,77
8411	1,72	–	0,79	1,61	–	–	16,67
8412	–	–	–	–	–	–	–
8413	10,38	–	10,38	10,38	–	–	33,33
8422	–	–	–	–	–	–	–
8423	1,43	–	1,43	1,43	–	–	–
8424	22,21	–	11,11	22,21	–	–	50,00
8430	8,73	–	8,73	–	–	–	–
8511	22,21	–	0,61	22,00	–	–	28,18
8512	2,54	–	2,18	2,54	–	–	57,14
8513	5,66	–	4,16	5,08	–	–	38,78
8520	4,57	–	3,20	3,89	–	–	35,00
8531	5,36	0,24	3,21	5,00	–	–	55,56
8532	1,00	–	1,00	1,00	–	–	50,00
8533	1,50	–	1,50	–	–	–	–
8541	8,02	–	4,01	4,01	–	–	50,00
8542	–	–	–	–	–	–	–
8550	3,31	–	2,48	3,31	–	–	–
8591	–	–	–	–	–	–	–
8592	3,82	–	–	3,82	–	–	100,00
8593	–	–	–	–	–	–	–
8599	9,03	0,40	6,37	8,23	–	–	35,29
8610	34,32	0,44	25,47	21,97	–	–	50,42
8630	3,73	–	1,86	2,29	–	–	76,92
8640	19,55	0,29	13,66	12,51	–	–	60,29
8650	1,29	–	1,29	1,29	–	–	33,33
8660	4,50	0,05	3,64	2,11	–	–	42,55
8690	3,12	–	1,04	3,12	–	–	33,33
8711	30,96	–	24,08	30,96	–	–	44,44
8712	–	–	–	–	–	–	–
8720	10,15	–	10,15	10,15	–	–	66,67
8730	–	–	–	–	–	–	–
8800	11,17	0,56	6,52	10,43	–	–	31,67
9001	4,29	–	–	4,29	–	–	–
9312	–	–	–	–	–	–	–
9313	3,08	0,22	1,10	3,08	–	–	42,86
9319	2,64	–	2,64	2,64	–	–	100,00
9321	–	–	–	–	–	–	–
9329	7,02	–	5,61	7,02	–	–	60,00
9411	2,98	–	1,79	2,98	–	–	40,00
9412	3,23	–	1,29	2,58	–	–	20,00
9420	3,00	–	0,86	3,00	–	–	14,29
9430	2,49	–	1,39	2,39	–	–	40,00
9491	4,27	–	2,75	4,27	–	–	28,57
9492	–	–	–	–	–	–	–
9499	7,67	–	4,86	7,16	–	–	63,33
9511	0,66	–	–	0,66	–	–	100,00
9512	4,78	–	4,78	4,78	–	–	100,00
9521	–	–	–	–	–	–	–
9529	2,47	–	–	2,47	–	–	100,00
9601	12,07	–	10,46	10,46	–	–	46,67
9602	1,30	–	1,30	1,30	–	–	33,33
9603	8,70	–	8,70	8,70	–	–	33,33
9609	3,78	–	2,27	3,02	–	–	40,00
9700	–	–	–	–	–	–	–
9900	6,40	–	5,12	5,97	–	–	20,00
Outros (1)	10,95	0,16	5,96	10,14	16,10	14,71	48,53

Fonte: DATAPREV, CAT, SUB, CNIS.

Notas: 1. Os dados são preliminares, estando sujeitos a correções.
2. As atividades econômicas que apresentam valores zerados para os indicadores são aquelas onde não ocorreram acidentes no período.

(1) Englobam as atividades que possuíam número médio de vínculos no ano menor que 100.

Anexos

O Quadro Anexo I apresenta os códigos da Classificação Nacional de Atividades Econômicas - CNAE e sua descrição. A CNAE é a classificação oficialmente adotada pelo Sistema Estatístico Nacional e pelos órgãos federais gestores de registros administrativos. A partir de 2007 o AEAT passa a utilizar na classificação dos acidentes do trabalho a versão 2.0 da CNAE, tornada oficial a partir de janeiro de 2007.

Quadro Anexo I - Classificação Nacional de Atividades Econômicas – CNAE

(continua)

Código CNAE 2.0				DESCRIÇÃO
Seção	**Divisão**	**Grupo**	**Classe**	
A				**AGRICULTURA, PECUÁRIA, PRODUÇÃO FLORESTAL, PESCA E AQUICULTURA**
	1			**AGRICULTURA, PECUÁRIA E SERVIÇOS RELACIONADOS**
		01.1		***Produção de lavouras temporárias***
			01.11-3	Cultivo de cereais
			01.12-1	Cultivo de algodão herbáceo e de outras fibras de lavoura temporária
			01.13-0	Cultivo de cana-de-açúcar
			01.14-8	Cultivo de fumo
			01.15-6	Cultivo de soja
			01.16-4	Cultivo de oleaginosas de lavoura temporária, exceto soja
			01.19-9	Cultivo de plantas de lavoura temporária não especificadas anteriormente
		01.2		***Horticultura e floricultura***
			01.21-1	Horticultura
			01.22-9	Cultivo de flores e plantas ornamentais
		01.3		***Produção de lavouras permanentes***
			01.31-8	Cultivo de laranja
			01.32-6	Cultivo de uva
			01.33-4	Cultivo de frutas de lavoura permanente, exceto laranja e uva
			01.34-2	Cultivo de café
			01.35-1	Cultivo de cacau
			01.39-3	Cultivo de plantas de lavoura permanente não especificadas anteriormente

(continuação)

Código CNAE 2.0				DESCRIÇÃO
Seção	Divisão	Grupo	Classe	
		01.4		***Produção de sementes e mudas certificadas***
			01.41-5	Produção de sementes certificadas
			01.42-3	Produção de mudas e outras formas de propagação vegetal, certificadas
		01.5		***Pecuária***
			01.51-2	Criação de bovinos
			01.52-1	Criação de outros animais de grande porte
			01.53-9	Criação de caprinos e ovinos
			01.54-7	Criação de suínos
			01.55-5	Criação de aves
			01.59-8	Criação de animais não especificados anteriormente
		01.6		***Atividades de apoio à agricultura e à pecuária; atividades de pós-colheita***
			01.61-0	Atividades de apoio à agricultura
			01.62-8	Atividades de apoio à pecuária
			01.63-6	Atividades de pós-colheita
		01.7		***Caça e serviços relacionados***
			01.70-9	Caça e serviços relacionados
	2			**PRODUÇÃO FLORESTAL**
		02.1		***Produção florestal - florestas plantadas***
			02.10-1	Produção florestal - florestas plantadas
		02.2		***Produção florestal - florestas nativas***
			02.20-9	Produção florestal - florestas nativas
		02.3		***Atividades de apoio à produção florestal***
			02.30-6	Atividades de apoio à produção florestal
	3			***PESCA E AQUICULTURA***
		03.1		***Pesca***
			03.11-6	Pesca em água salgada
			03.12-4	Pesca em água doce
		03.2		***Aquicultura***
			03.21-3	Aquicultura em água salgada e salobra
			03.22-1	Aquicultura em água doce
B				**INDÚSTRIAS EXTRATIVAS**
	5			**EXTRAÇÃO DE CARVÃO MINERAL**
		05.0		***Extração de carvão mineral***
			05.00-3	Extração de carvão mineral
	6			**EXTRAÇÃO DE PETRÓLEO E GÁS NATURAL**
		06.0		***Extração de petróleo e gás natural***
			06.00-0	Extração de petróleo e gás natural
	7			**EXTRAÇÃO DE MINERAIS METÁLICOS**
		07.1		***Extração de minério de ferro***
			07.10-3	Extração de minério de ferro
		07.2		***Extração de minerais metálicos não-ferrosos***

(continuação)

Código CNAE 2.0				DESCRIÇÃO
Seção	Divisão	Grupo	Classe	
			07.21-9	Extração de minério de alumínio
			07.22-7	Extração de minério de estanho
			07.23-5	Extração de minério de manganês
			07.24-3	Extração de minério de metais preciosos
			07.25-1	Extração de minerais radioativos
			07.29-4	Extração de minerais metálicos não-ferrosos não especificados anteriormente
	8			**EXTRAÇÃO DE MINERAIS NÃO-METÁLICOS**
		08.1		***Extração de pedra, areia e argila***
			08.10-0	Extração de pedra, areia e argila
		08.9		***Extração de outros minerais não-metálicos***
			08.91-6	Extração de minerais para fabricação de adubos, fertilizantes e outros produtos químicos
			08.92-4	Extração e refino de sal marinho e sal-gema
			08.93-2	Extração de gemas (pedras preciosas e semipreciosas)
			08.99-1	Extração de minerais não-metálicos não especificados anteriormente
	9			**ATIVIDADES DE APOIO À EXTRAÇÃO DE MINERAIS**
		09.1		***Atividades de apoio à extração de petróleo e gás natural***
			09.10-6	Atividades de apoio à extração de petróleo e gás natural
		09.9		***Atividades de apoio à extração de minerais, exceto petróleo e gás natural***
			09.90-4	Atividades de apoio à extração de minerais, exceto petróleo e gás natural
C				**INDÚSTRIAS DE TRANSFORMAÇÃO**
	10			**FABRICAÇÃO DE PRODUTOS ALIMENTÍCIOS**
		10.1		***Abate e fabricação de produtos de carne***
			10.11-2	Abate de reses, exceto suínos
			10.12-1	Abate de suínos, aves e outros pequenos animais
			10.13-9	Fabricação de produtos de carne
		10.2		***Preservação do pescado e fabricação de produtos do pescado***
			10.20-1	Preservação do pescado e fabricação de produtos do pescado
		10.3		***Fabricação de conservas de frutas, legumes e outros vegetais***
			10.31-7	Fabricação de conservas de frutas
			10.32-5	Fabricação de conservas de legumes e outros vegetais
			10.33-3	Fabricação de sucos de frutas, hortaliças e legumes
		10.4		***Fabricação de óleos e gorduras vegetais e animais***
			10.41-4	Fabricação de óleos vegetais em bruto, exceto óleo de milho
			10.42-2	Fabricação de óleos vegetais refinados, exceto óleo de milho
			10.43-1	Fabricação de margarina e outras gorduras vegetais e de óleos não-comestíveis de animais
		10.5		***Laticínios***
			10.51-1	Preparação do leite
			10.52-0	Fabricação de laticínios
			10.53-8	Fabricação de sorvetes e outros gelados comestíveis
		10.6		***Moagem, fabricação de produtos amiláceos e de alimentos para animais***
			10.61-9	Beneficiamento de arroz e fabricação de produtos do arroz

(continuação)

Código CNAE 2.0				DESCRIÇÃO
Seção	Divisão	Grupo	Classe	
			10.62-7	Moagem de trigo e fabricação de derivados
			10.63-5	Fabricação de farinha de mandioca e derivados
			10.64-3	Fabricação de farinha de milho e derivados, exceto óleos de milho
			10.65-1	Fabricação de amidos e féculas de vegetais e de óleos de milho
			10.66-0	Fabricação de alimentos para animais
			10.69-4	Moagem e fabricação de produtos de origem vegetal não especificados anteriormente
		10.7		***Fabricação e refino de açúcar***
			10.71-6	Fabricação de açúcar em bruto
			10.72-4	Fabricação de açúcar refinado
		10.8		***Torrefação e moagem de café***
			10.81-3	Torrefação e moagem de café
			10.82-1	Fabricação de produtos à base de café
		10.9		***Fabricação de outros produtos alimentícios***
			10.91-1	Fabricação de produtos de panificação
			10.92-9	Fabricação de biscoitos e bolachas
			10.93-7	Fabricação de produtos derivados do cacau, de chocolates e confeitos
			10.94-5	Fabricação de massas alimentícias
			10.95-3	Fabricação de especiarias, molhos, temperos e condimentos
			10.96-1	Fabricação de alimentos e pratos prontos
			10.99-6	Fabricação de produtos alimentícios não especificados anteriormente
	11			**FABRICAÇÃO DE BEBIDAS**
		11.1		***Fabricação de bebidas alcoólicas***
			11.11-9	Fabricação de aguardentes e outras bebidas destiladas
			11.12-7	Fabricação de vinho
			11.13-5	Fabricação de malte, cervejas e chopes
		11.2		***Fabricação de bebidas não-alcoólicas***
			11.21-6	Fabricação de águas envasadas
			11.22-4	Fabricação de refrigerantes e de outras bebidas não-alcoólicas
	12			**FABRICAÇÃO DE PRODUTOS DO FUMO**
		12.1		***Processamento industrial do fumo***
			12.10-7	Processamento industrial do fumo
		12.2		***Fabricação de produtos do fumo***
			12.20-4	Fabricação de produtos do fumo
	13			**FABRICAÇÃO DE PRODUTOS TÊXTEIS**
		13.1		***Preparação e fiação de fibras têxteis***
			13.11-1	Preparação e fiação de fibras de algodão
			13.12-0	Preparação e fiação de fibras têxteis naturais, exceto algodão
			13.13-8	Fiação de fibras artificiais e sintéticas
			13.14-6	Fabricação de linhas para costurar e bordar
		13.2		***Tecelagem, exceto malha***
			13.21-9	Tecelagem de fios de algodão

(continuação)

Código CNAE 2.0				DESCRIÇÃO
Seção	Divisão	Grupo	Classe	
			13.22-7	Tecelagem de fios de fibras têxteis naturais, exceto algodão
			13.23-5	Tecelagem de fios de fibras artificiais e sintéticas
		13.3		***Fabricação de tecidos de malha***
			13.30-8	Fabricação de tecidos de malha
		13.4		***Acabamentos em fios, tecidos e artefatos têxteis***
			13.40-5	Acabamentos em fios, tecidos e artefatos têxteis
		13.5		***Fabricação de artefatos têxteis, exceto vestuário***
			13.51-1	Fabricação de artefatos têxteis para uso doméstico
			13.52-9	Fabricação de artefatos de tapeçaria
			13.53-7	Fabricação de artefatos de cordoaria
			13.54-5	Fabricação de tecidos especiais, inclusive artefatos
			13.59-6	Fabricação de outros produtos têxteis não especificados anteriormente
	14			**CONFECÇÃO DE ARTIGOS DO VESTUÁRIO E ACESSÓRIOS**
		14.1		***Confecção de artigos do vestuário e acessórios***
			14.11-8	Confecção de roupas íntimas
			14.12-6	Confecção de peças do vestuário, exceto roupas íntimas
			14.13-4	Confecção de roupas profissionais
			14.14-2	Fabricação de acessórios do vestuário, exceto para segurança e proteção
		14.2		***Fabricação de artigos de malharia e tricotagem***
			14.21-5	Fabricação de meias
			14.22-3	Fabricação de artigos do vestuário, produzidos em malharias e tricotagens, exceto meias
	15			**PREPARAÇÃO DE COUROS E FABRICAÇÃO DE ARTEFATOS DE COURO, ARTIGOS PARA VIAGEM E CALÇADOS**
		15.1		***Curtimento e outras preparações de couro***
			15.10-6	Curtimento e outras preparações de couro
		15.2		***Fabricação de artigos para viagem e de artefatos diversos de couro***
			15.21-1	Fabricação de artigos para viagem, bolsas e semelhantes de qualquer material
			15.29-7	Fabricação de artefatos de couro não especificados anteriormente
		15.3		***Fabricação de calçados***
			15.31-9	Fabricação de calçados de couro
			15.32-7	Fabricação de tênis de qualquer material
			15.33-5	Fabricação de calçados de material sintético
			15.39-4	Fabricação de calçados de materiais não especificados anteriormente
		15.4		***Fabricação de partes para calçados, de qualquer material***
			15.40-8	Fabricação de partes para calçados, de qualquer material
	16			**FABRICAÇÃO DE PRODUTOS DE MADEIRA**
		16.1		***Desdobramento de madeira***
			16.10-2	Desdobramento de madeira
		16.2		***Fabricação de produtos de madeira, cortiça e material trançado, exceto móveis***
			16.21-8	Fabricação de madeira laminada e de chapas de madeira compensada, prensada e aglomerada
			16.22-6	Fabricação de estruturas de madeira e de artigos de carpintaria para construção

(continuação)

Código CNAE 2.0				DESCRIÇÃO
Seção	Divisão	Grupo	Classe	
			16.23-4	Fabricação de artefatos de tanoaria e de embalagens de madeira
			16.29-3	Fabricação de artefatos de madeira, palha, cortiça, vime e material trançado não especificados anteriormente,
				exceto móveis
	17			***FABRICAÇÃO DE CELULOSE, PAPEL E PRODUTOS DE PAPEL***
		17.1		Fabricação de celulose e outras pastas para a fabricação de papel
			17.10-9	***Fabricação de celulose e outras pastas para a fabricação de papel***
		17.2		Fabricação de papel, cartolina e papel-cartão
			17.21-4	Fabricação de papel
			17.22-2	***Fabricação de cartolina e papel-cartão***
		17.3		Fabricação de embalagens de papel, cartolina, papel-cartão e papelão ondulado
			17.31-1	Fabricação de embalagens de papel
			17.32-0	Fabricação de embalagens de cartolina e papel-cartão
			17.33-8	***Fabricação de chapas e de embalagens de papelão ondulado***
		17.4		Fabricação de produtos diversos de papel, cartolina, papel-cartão e papelão ondulado
			17.41-9	Fabricação de produtos de papel, cartolina, papel-cartão e papelão ondulado para uso comercial e de
				escritório
			17.42-7	**Fabricação de produtos de papel para usos doméstico e higiênico-sanitário**
			17.49-4	***Fabricação de produtos de pastas celulósicas, papel, cartolina, papel-cartão e papelão ondulado não***
				especificados anteriormente
	18			IMPRESSÃO E REPRODUÇÃO DE GRAVAÇÕES
		18.1		Atividade de impressão
			18.11-3	***Impressão de jornais, livros, revistas e outras publicações periódicas***
			18.12-1	Impressão de material de segurança
			18.13-0	Impressão de materiais para outros usos
		18.2		***Serviços de pré-impressão e acabamentos gráficos***
			18.21-1	Serviços de pré-impressão
			18.22-9	**Serviços de acabamentos gráficos**
		18.3		***Reprodução de materiais gravados em qualquer suporte***
			18.30-0	Reprodução de materiais gravados em qualquer suporte
	19			***FABRICAÇÃO DE COQUE, DE PRODUTOS DERIVADOS DO PETRÓLEO E DE BIOCOMBUSTÍVEIS***
		19.1		Coquerias
			19.10-1	Coquerias
		19.2		***Fabricação de produtos derivados do petróleo***
			19.21-7	Fabricação de produtos do refino de petróleo
			19.22-5	Fabricação de produtos derivados do petróleo, exceto produtos do refino
		19.3		**Fabricação de biocombustíveis**
			19.31-4	**Fabricação de álcool**
			19.32-2	Fabricação de biocombustíveis, exceto álcool
	20			FABRICAÇÃO DE PRODUTOS QUÍMICOS
		20.1		Fabricação de produtos químicos inorgânicos

(continuação)

Código CNAE 2.0				DESCRIÇÃO
Seção	Divisão	Grupo	Classe	
			20.11-8	Fabricação de cloro e álcalis
			20.12-6	Fabricação de intermediários para fertilizantes
			20.13-4	***Fabricação de adubos e fertilizantes***
			20.14-2	Fabricação de gases industriais
			20.19-3	Fabricação de produtos químicos inorgânicos não especificados anteriormente
		20.2		Fabricação de produtos químicos orgânicos
			20.21-5	***Fabricação de produtos petroquímicos básicos***
			20.22-3	Fabricação de intermediários para plastificantes, resinas e fibras
			20.29-1	Fabricação de produtos químicos orgânicos não especificados anteriormente
		20.3		Fabricação de resinas e elastômeros
			20.31-2	***Fabricação de resinas termoplásticas***
			20.32-1	Fabricação de resinas termofixas
			20.33-9	***Fabricação de elastômeros***
		20.4		Fabricação de fibras artificiais e sintéticas
			20.40-1	Fabricação de fibras artificiais e sintéticas
		20.5		***Fabricação de defensivos agrícolas e desinfestantes domissanitários***
			20.51-7	Fabricação de defensivos agrícolas
			20.52-5	Fabricação de desinfestantes domissanitários
		20.6		Fabricação de sabões, detergentes, produtos de limpeza, cosméticos, produtos de perfumaria e de higiene pessoal
			20.61-4	***Fabricação de sabões e detergentes sintéticos***
			20.62-2	Fabricação de produtos de limpeza e polimento
			20.63-1	Fabricação de cosméticos, produtos de perfumaria e de higiene pessoal
		20.7		Fabricação de tintas, vernizes, esmaltes, lacas e produtos afins
			20.71-1	***Fabricação de tintas, vernizes, esmaltes e lacas***
			20.72-0	Fabricação de tintas de impressão
			20.73-8	Fabricação de impermeabilizantes, solventes e produtos afins
		20.9		Fabricação de produtos e preparados químicos diversos
			20.91-6	Fabricação de adesivos e selantes
			20.92-4	Fabricação de explosivos
			20.93-2	**Fabricação de aditivos de uso industrial**
			20.94-1	***Fabricação de catalisadores***
			20.99-1	Fabricação de produtos químicos não especificados anteriormente
	21			***FABRICAÇÃO DE PRODUTOS FARMOQUÍMICOS E FARMACÊUTICOS***
		21.1		Fabricação de produtos farmoquímicos
			21.10-6	Fabricação de produtos farmoquímicos
		21.2		Fabricação de produtos farmacêuticos
			21.21-1	**Fabricação de medicamentos para uso humano**
			21.22-0	***Fabricação de medicamentos para uso veterinário***
			21.23-8	Fabricação de preparações farmacêuticas
	22			FABRICAÇÃO DE PRODUTOS DE BORRACHA E DE MATERIAL PLÁSTICO

(continuação)

Código CNAE 2.0				DESCRIÇÃO
Seção	Divisão	Grupo	Classe	
		22.1		Fabricação de produtos de borracha
			22.11-1	***Fabricação de pneumáticos e de câmaras-de-ar***
			22.12-9	Reforma de pneumáticos usados
			22.19-6	Fabricação de artefatos de borracha não especificados anteriormente
		22.2		Fabricação de produtos de material plástico
			22.21-8	Fabricação de laminados planos e tubulares de material plástico
			22.22-6	**Fabricação de embalagens de material plástico**
			22.23-4	***Fabricação de tubos e acessórios de material plástico para uso na construção***
			22.29-3	Fabricação de artefatos de material plástico não especificados anteriormente
	23			FABRICAÇÃO DE PRODUTOS DE MINERAIS NÃO-METÁLICOS
		23.1		Fabricação de vidro e de produtos do vidro
			23.11-7	***Fabricação de vidro plano e de segurança***
			23.12-5	Fabricação de embalagens de vidro
			23.19-2	***Fabricação de artigos de vidro***
		23.2		Fabricação de cimento
			23.20-6	***Fabricação de cimento***
		23.3		Fabricação de artefatos de concreto, cimento, fibrocimento, gesso e materiais semelhantes
			23.30-3	Fabricação de artefatos de concreto, cimento, fibrocimento, gesso e materiais semelhantes
		23.4		Fabricação de produtos cerâmicos
			23.41-9	***Fabricação de produtos cerâmicos refratários***
			23.42-7	Fabricação de produtos cerâmicos não-refratários para uso estrutural na construção
			23.49-4	Fabricação de produtos cerâmicos não-refratários não especificados anteriormente
		23.9		Aparelhamento de pedras e fabricação de outros produtos de minerais não-metálicos
			23.91-5	**Aparelhamento e outros trabalhos em pedras**
			23.92-3	***Fabricação de cal e gesso***
			23.99-1	Fabricação de produtos de minerais não-metálicos não especificados anteriormente
	24			METALURGIA
		24.1		***Produção de ferro-gusa e de ferroligas***
			24.11-3	Produção de ferro-gusa
			24.12-1	Produção de ferroligas
		24.2		Siderurgia
			24.21-1	Produção de semi-acabados de aço
			24.22-9	***Produção de laminados planos de aço***
			24.23-7	Produção de laminados longos de aço
			24.24-5	Produção de relaminados, trefilados e perfilados de aço
		24.3		***Produção de tubos de aço, exceto tubos sem costura***
			24.31-8	Produção de tubos de aço com costura
			24.39-3	Produção de outros tubos de ferro e aço
		24.4		Metalurgia dos metais não-ferrosos
			24.41-5	Metalurgia do alumínio e suas ligas
			24.42-3	***Metalurgia dos metais preciosos***

(continuação)

Código CNAE 2.0				DESCRIÇÃO
Seção	Divisão	Grupo	Classe	
			24.43-1	Metalurgia do cobre
			24.49-1	Metalurgia dos metais não-ferrosos e suas ligas não especificados anteriormente
		24.5		**Fundição**
			24.51-2	***Fundição de ferro e aço***
			24.52-1	Fundição de metais não-ferrosos e suas ligas
	25			FABRICAÇÃO DE PRODUTOS DE METAL, EXCETO MÁQUINAS E EQUIPAMENTOS
		25.1		Fabricação de estruturas metálicas e obras de caldeiraria pesada
			25.11-0	***Fabricação de estruturas metálicas***
			25.12-8	Fabricação de esquadrias de metal
			25.13-6	Fabricação de obras de caldeiraria pesada
		25.2		***Fabricação de tanques, reservatórios metálicos e caldeiras***
			25.21-7	Fabricação de tanques, reservatórios metálicos e caldeiras para aquecimento central
			25.22-5	Fabricação de caldeiras geradoras de vapor, exceto para aquecimento central e para veículos
		25.3		Forjaria, estamparia, metalurgia do pó e serviços de tratamento de metais
			25.31-4	***Produção de forjados de aço e de metais não-ferrosos e suas ligas***
			25.32-2	Produção de artefatos estampados de metal; metalurgia do pó
			25.39-0	Serviços de usinagem, solda, tratamento e revestimento em metais
		25.4		Fabricação de artigos de cutelaria, de serralheria e ferramentas
			25.41-1	***Fabricação de artigos de cutelaria***
			25.42-0	Fabricação de artigos de serralheria, exceto esquadrias
			25.43-8	***Fabricação de ferramentas***
		25.5		Fabricação de equipamento bélico pesado, armas de fogo e munições
			25.50-1	Fabricação de equipamento bélico pesado, armas de fogo e munições
		25.9		Fabricação de produtos de metal não especificados anteriormente
			25.91-8	Fabricação de embalagens metálicas
			25.92-6	**Fabricação de produtos de trefilados de metal**
			25.93-4	***Fabricação de artigos de metal para uso doméstico e pessoal***
			25.99-3	Fabricação de produtos de metal não especificados anteriormente
	26			***FABRICAÇÃO DE EQUIPAMENTOS DE INFORMÁTICA, PRODUTOS ELETRÔNICOS E ÓPTICOS***
		26.1		Fabricação de componentes eletrônicos
			26.10-8	Fabricação de componentes eletrônicos
		26.2		***Fabricação de equipamentos de informática e periféricos***
			26.21-3	Fabricação de equipamentos de informática
			26.22-1	Fabricação de periféricos para equipamentos de informática
		26.3		***Fabricação de equipamentos de comunicação***
			26.31-1	Fabricação de equipamentos transmissores de comunicação
			26.32-9	***Fabricação de aparelhos telefônicos e de outros equipamentos de comunicação***
		26.4		Fabricação de aparelhos de recepção, reprodução, gravação e amplificação de áudio e vídeo
			26.40-0	Fabricação de aparelhos de recepção, reprodução, gravação e amplificação de áudio e vídeo
		26.5		***Fabricação de aparelhos e instrumentos de medida, teste e controle; cronômetros e relógios***
			26.51-5	Fabricação de aparelhos e equipamentos de medida, teste e controle

(continuação)

Código CNAE 2.0				DESCRIÇÃO
Seção	Divisão	Grupo	Classe	
			26.52-3	***Fabricação de cronômetros e relógios***
		26.6		Fabricação de aparelhos eletromédicos e eletroterapêuticos e equipamentos de irradiação
			26.60-4	***Fabricação de aparelhos eletromédicos e eletroterapêuticos e equipamentos de irradiação***
		26.7		Fabricação de equipamentos e instrumentos ópticos, fotográficos e cinematográficos
			26.70-1	**Fabricação de equipamentos e instrumentos ópticos, fotográficos e cinematográficos**
		26.8		Fabricação de mídias virgens, magnéticas e ópticas
			26.80-9	Fabricação de mídias virgens, magnéticas e ópticas
	27			***FABRICAÇÃO DE MÁQUINAS, APARELHOS E MATERIAIS ELÉTRICOS***
		27.1		Fabricação de geradores, transformadores e motores elétricos
			27.10-4	Fabricação de geradores, transformadores e motores elétricos
		27.2		***Fabricação de pilhas, baterias e acumuladores elétricos***
			27.21-0	Fabricação de pilhas, baterias e acumuladores elétricos, exceto para veículos automotores
			27.22-8	Fabricação de baterias e acumuladores para veículos automotores
		27.3		Fabricação de equipamentos para distribuição e controle de energia elétrica
			27.31-7	***Fabricação de aparelhos e equipamentos para distribuição e controle de energia elétrica***
			27.32-5	Fabricação de material elétrico para instalações em circuito de consumo
			27.33-3	***Fabricação de fios, cabos e condutores elétricos isolados***
		27.4		Fabricação de lâmpadas e outros equipamentos de iluminação
			27.40-6	Fabricação de lâmpadas e outros equipamentos de iluminação
		27.5		***Fabricação de eletrodomésticos***
			27.51-1	Fabricação de fogões, refrigeradores e máquinas de lavar e secar para uso doméstico
			27.59-7	***Fabricação de aparelhos eletrodomésticos não especificados anteriormente***
		27.9		***Fabricação de equipamentos e aparelhos elétricos não especificados anteriormente***
			27.90-2	Fabricação de equipamentos e aparelhos elétricos não especificados anteriormente
	28			FABRICAÇÃO DE MÁQUINAS E EQUIPAMENTOS
		28.1		Fabricação de motores, bombas, compressores e equipamentos de transmissão
			28.11-9	Fabricação de motores e turbinas, exceto para aviões e veículos rodoviários
			28.12-7	Fabricação de equipamentos hidráulicos e pneumáticos, exceto válvulas
			28.13-5	***Fabricação de válvulas, registros e dispositivos semelhantes***
			28.14-3	Fabricação de compressores
			28.15-1	Fabricação de equipamentos de transmissão para fins industriais
		28.2		Fabricação de máquinas e equipamentos de uso geral
			28.21-6	Fabricação de aparelhos e equipamentos para instalações térmicas
			28.22-4	Fabricação de máquinas, equipamentos e aparelhos para transporte e elevação de cargas e
				pessoas
			28.23-2	***Fabricação de máquinas e aparelhos de refrigeração e ventilação para uso industrial e comercial***
			28.24-1	Fabricação de aparelhos e equipamentos de ar condicionado
			28.25-9	Fabricação de máquinas e equipamentos para saneamento básico e ambiental
			28.29-1	Fabricação de máquinas e equipamentos de uso geral não especificados anteriormente
		28.3		***Fabricação de tratores e de máquinas e equipamentos para a agricultura e pecuária***
			28.31-3	Fabricação de tratores agrícolas

(continuação)

Código CNAE 2.0				DESCRIÇÃO
Seção	Divisão	Grupo	Classe	
			28.32-1	***Fabricação de equipamentos para irrigação agrícola***
			28.33-0	Fabricação de máquinas e equipamentos para a agricultura e pecuária, exceto para irrigação
		28.4		Fabricação de máquinas-ferramenta
			28.40-2	Fabricação de máquinas-ferramenta
		28.5		Fabricação de máquinas e equipamentos de uso na extração mineral e na construção
			28.51-8	***Fabricação de máquinas e equipamentos para a prospecção e extração de petróleo***
			28.52-6	Fabricação de outras máquinas e equipamentos para uso na extração mineral, exceto na extração de petróleo
			28.53-4	Fabricação de tratores, exceto agrícolas
			28.54-2	Fabricação de máquinas e equipamentos para terraplenagem, pavimentação e construção, exceto tratores
		28.6		Fabricação de máquinas e equipamentos de uso industrial específico
			28.61-5	Fabricação de máquinas para a indústria metalúrgica, exceto máquinas-ferramenta
			28.62-3	Fabricação de máquinas e equipamentos para as indústrias de alimentos, bebidas e fumo
			28.63-1	Fabricação de máquinas e equipamentos para a indústria têxtil
			28.64-0	**Fabricação de máquinas e equipamentos para as indústrias do vestuário, do couro e de calçados**
			28.65-8	***Fabricação de máquinas e equipamentos para as indústrias de celulose, papel e papelão e artefatos***
			28.66-6	Fabricação de máquinas e equipamentos para a indústria do plástico
			28.69-1	***Fabricação de máquinas e equipamentos para uso industrial específico não especificados anteriormente***
	29			FABRICAÇÃO DE VEÍCULOS AUTOMOTORES, REBOQUES E CARROCERIAS
		29.1		***Fabricação de automóveis, camionetas e utilitários***
			29.10-7	Fabricação de automóveis, camionetas e utilitários
		29.2		***Fabricação de caminhões e ônibus***
			29.20-4	Fabricação de caminhões e ônibus
		29.3		Fabricação de cabines, carrocerias e reboques para veículos automotores
			29.30-1	Fabricação de cabines, carrocerias e reboques para veículos automotores
		29.4		Fabricação de peças e acessórios para veículos automotores
			29.41-7	Fabricação de peças e acessórios para o sistema motor de veículos automotores
			29.42-5	Fabricação de peças e acessórios para os sistemas de marcha e transmissão de veículos
				automotores
			29.43-3	Fabricação de peças e acessórios para o sistema de freios de veículos automotores
			29.44-1	**Fabricação de peças e acessórios para o sistema de direção e suspensão de veículos automotores**
			29.45-0	***Fabricação de material elétrico e eletrônico para veículos automotores, exceto baterias***
			29.49-2	Fabricação de peças e acessórios para veículos automotores não especificados anteriormente
		29.5		Recondicionamento e recuperação de motores para veículos automotores
			29.50-6	***Recondicionamento e recuperação de motores para veículos automotores***
	30			FABRICAÇÃO DE OUTROS EQUIPAMENTOS DE TRANSPORTE, EXCETO VEÍCULOS AUTOMOTORES
		30.1		Construção de embarcações
			30.11-3	***Construção de embarcações e estruturas flutuantes***
			30.12-1	Construção de embarcações para esporte e lazer
		30.3		Fabricação de veículos ferroviários
			30.31-8	***Fabricação de locomotivas, vagões e outros materiais rodantes***

(continuação)

Código CNAE 2.0				DESCRIÇÃO
Seção	Divisão	Grupo	Classe	
			30.32-6	Fabricação de peças e acessórios para veículos ferroviários
		30.4		***Fabricação de aeronaves***
			30.41-5	Fabricação de aeronaves
			30.42-3	Fabricação de turbinas, motores e outros componentes e peças para aeronaves
		30.5		Fabricação de veículos militares de combate
			30.50-4	**Fabricação de veículos militares de combate**
		30.9		***Fabricação de equipamentos de transporte não especificados anteriormente***
			30.91-1	Fabricação de motocicletas
			30.92-0	Fabricação de bicicletas e triciclos não-motorizados
			30.99-7	Fabricação de equipamentos de transporte não especificados anteriormente
	31			FABRICAÇÃO DE MÓVEIS
		31.0		**Fabricação de móveis**
			31.01-2	***Fabricação de móveis com predominância de madeira***
			31.02-1	Fabricação de móveis com predominância de metal
			31.03-9	Fabricação de móveis de outros materiais, exceto madeira e metal
			31.04-7	***Fabricação de colchões***
	32			FABRICAÇÃO DE PRODUTOS DIVERSOS
		32.1		***Fabricação de artigos de joalheria, bijuteria e semelhantes***
			32.11-6	Lapidação de gemas e fabricação de artefatos de ourivesaria e joalheria
			32.12-4	***Fabricação de bijuterias e artefatos semelhantes***
		32.2		Fabricação de instrumentos musicais
			32.20-5	***Fabricação de instrumentos musicais***
		32.3		Fabricação de artefatos para pesca e esporte
			32.30-2	***Fabricação de artefatos para pesca e esporte***
		32.4		Fabricação de brinquedos e jogos recreativos
			32.40-0	Fabricação de brinquedos e jogos recreativos
		32.5		Fabricação de instrumentos e materiais para uso médico e odontológico e de artigos ópticos
			32.50-7	**Fabricação de instrumentos e materiais para uso médico e odontológico e de artigos ópticos**
		32.9		***Fabricação de produtos diversos***
			32.91-4	Fabricação de escovas, pincéis e vassouras
			32.92-2	Fabricação de equipamentos e acessórios para segurança e proteção pessoal e profissional
			32.99-0	Fabricação de produtos diversos não especificados anteriormente
	33			MANUTENÇÃO, REPARAÇÃO E INSTALAÇÃO DE MÁQUINAS E EQUIPAMENTOS
		33.1		Manutenção e reparação de máquinas e equipamentos
			33.11-2	Manutenção e reparação de tanques, reservatórios metálicos e caldeiras, exceto para veículos
			33.12-1	Manutenção e reparação de equipamentos eletrônicos e ópticos
			33.13-9	Manutenção e reparação de máquinas e equipamentos elétricos
			33.14-7	***Manutenção e reparação de máquinas e equipamentos da indústria mecânica***
			33.15-5	Manutenção e reparação de veículos ferroviários
			33.16-3	Manutenção e reparação de aeronaves
			33.17-1	**Manutenção e reparação de embarcações**

(continuação)

Código CNAE 2.0				DESCRIÇÃO
Seção	Divisão	Grupo	Classe	
			33.19-8	**Manutenção e reparação de equipamentos e produtos não especificados anteriormente**
		33.2		***Instalação de máquinas e equipamentos***
			33.21-0	Instalação de máquinas e equipamentos industriais
			33.29-5	Instalação de equipamentos não especificados anteriormente
D				ELETRICIDADE E GÁS
	35			ELETRICIDADE, GÁS E OUTRAS UTILIDADES
		35.1		***Geração, transmissão e distribuição de energia elétrica***
			35.11-5	Geração de energia elétrica
			35.12-3	***Transmissão de energia elétrica***
			35.13-1	Comércio atacadista de energia elétrica
			35.14-0	**Distribuição de energia elétrica**
		35.2		**Produção e distribuição de combustíveis gasosos por redes urbanas**
			35.20-4	***Produção de gás; processamento de gás natural; distribuição de combustíveis gasosos por redes urbanas***
		35.3		Produção e distribuição de vapor, água quente e ar condicionado
			35.30-1	**Produção e distribuição de vapor, água quente e ar condicionado**
E				***ÁGUA, ESGOTO, ATIVIDADES DE GESTÃO DE RESÍDUOS E DESCONTAMINAÇÃO***
	36			CAPTAÇÃO, TRATAMENTO E DISTRIBUIÇÃO DE ÁGUA
		36.0		Captação, tratamento e distribuição de água
			36.00-6	**Captação, tratamento e distribuição de água**
	37			***ESGOTO E ATIVIDADES RELACIONADAS***
		37.0		Esgoto e atividades relacionadas
			37.01-1	Gestão de redes de esgoto
			37.02-9	***Atividades relacionadas a esgoto, exceto a gestão de redes***
	38			COLETA, TRATAMENTO E DISPOSIÇÃO DE RESÍDUOS; RECUPERAÇÃO DE MATERIAIS
		38.1		Coleta de resíduos
			38.11-4	***Coleta de resíduos não-perigosos***
			38.12-2	Coleta de resíduos perigosos
		38.2		Tratamento e disposição de resíduos
			38.21-1	Tratamento e disposição de resíduos não-perigosos
			38.22-0	**Tratamento e disposição de resíduos perigosos**
		38.3		***Recuperação de materiais***
			38.31-9	Recuperação de materiais metálicos
			38.32-7	**Recuperação de materiais plásticos**
			38.39-4	**Recuperação de materiais não especificados anteriormente**
	39			***DESCONTAMINAÇÃO E OUTROS SERVIÇOS DE GESTÃO DE RESÍDUOS***
		39.0		Descontaminação e outros serviços de gestão de resíduos
			39.00-5	***Descontaminação e outros serviços de gestão de resíduos***
F				CONSTRUÇÃO
	41			**CONSTRUÇÃO DE EDIFÍCIOS**
		41.1		***Incorporação de empreendimentos imobiliários***

(continuação)

Código CNAE 2.0				DESCRIÇÃO
Seção	Divisão	Grupo	Classe	
			41.10-7	Incorporação de empreendimentos imobiliários
		41.2		Construção de edifícios
			41.20-4	Construção de edifícios
	42			***OBRAS DE INFRA-ESTRUTURA***
		42.1		Construção de rodovias, ferrovias, obras urbanas e obras-de-arte especiais
			42.11-1	Construção de rodovias e ferrovias
			42.12-0	Construção de obras-de-arte especiais
			42.13-8	***Obras de urbanização - ruas, praças e calçadas***
		42.2		Obras de infra-estrutura para energia elétrica, telecomunicações, água, esgoto e transporte por dutos
			42.21-9	Obras para geração e distribuição de energia elétrica e para telecomunicações
			42.22-7	Construção de redes de abastecimento de água, coleta de esgoto e construções correlatas
			42.23-5	**Construção de redes de transportes por dutos, exceto para água e esgoto**
		42.9		***Construção de outras obras de infra-estrutura***
			42.91-0	Obras portuárias, marítimas e fluviais
			42.92-8	Montagem de instalações industriais e de estruturas metálicas
			42.99-5	Obras de engenharia civil não especificadas anteriormente
	43			SERVIÇOS ESPECIALIZADOS PARA CONSTRUÇÃO
		43.1		***Demolição e preparação do terreno***
			43.11-8	Demolição e preparação de canteiros de obras
			43.12-6	Perfurações e sondagens
			43.13-4	Obras de terraplenagem
			43.19-3	***Serviços de preparação do terreno não especificados anteriormente***
		43.2		Instalações elétricas, hidráulicas e outras instalações em construções
			43.21-5	***Instalações elétricas***
			43.22-3	Instalações hidráulicas, de sistemas de ventilação e refrigeração
			43.29-1	Obras de instalações em construções não especificadas anteriormente
		43.3		**Obras de acabamento**
			43.30-4	**Obras de acabamento**
		43.9		***Outros serviços especializados para construção***
			43.91-6	Obras de fundações
			43.99-1	Serviços especializados para construção não especificados anteriormente
G				***COMÉRCIO; REPARAÇÃO DE VEÍCULOS AUTOMOTORES E MOTOCICLETAS***
	45			COMÉRCIO E REPARAÇÃO DE VEÍCULOS AUTOMOTORES E MOTOCICLETAS
		45.1		***Comércio de veículos automotores***
			45.11-1	Comércio a varejo e por atacado de veículos automotores
			45.12-9	***Representantes comerciais e agentes do comércio de veículos automotores***
		45.2		Manutenção e reparação de veículos automotores
			45.20-0	Manutenção e reparação de veículos automotores
		45.3		Comércio de peças e acessórios para veículos automotores
			45.30-7	**Comércio de peças e acessórios para veículos automotores**
		45.4		***Comércio, manutenção e reparação de motocicletas, peças e acessórios***

(continuação)

Código CNAE 2.0				DESCRIÇÃO
Seção	Divisão	Grupo	Classe	
			45.41-2	Comércio por atacado e a varejo de motocicletas, peças e acessórios
			45.42-1	Representantes comerciais e agentes do comércio de motocicletas, peças e acessórios
			45.43-9	Manutenção e reparação de motocicletas
	46			COMÉRCIO POR ATACADO, EXCETO VEÍCULOS AUTOMOTORES E MOTOCICLETAS
		46.1		Representantes comerciais e agentes do comércio, exceto de veículos automotores e motocicletas
			46.11-7	Representantes comerciais e agentes do comércio de matérias-primas agrícolas e animais vivos
			46.12-5	Representantes comerciais e agentes do comércio de combustíveis, minerais, produtos siderúrgicos e químicos
			46.13-3	Representantes comerciais e agentes do comércio de madeira, material de construção e ferragens
			46.14-1	Representantes comerciais e agentes do comércio de máquinas, equipamentos, embarcações e aeronaves
			46.15-0	***Representantes comerciais e agentes do comércio de eletrodomésticos, móveis e artigos de uso doméstico***
			46.16-8	Representantes comerciais e agentes do comércio de têxteis, vestuário, calçados e artigos de viagem
			46.17-6	Representantes comerciais e agentes do comércio de produtos alimentícios, bebidas e fumo
			46.18-4	Representantes comerciais e agentes do comércio especializado em produtos não especificados anteriormente
			46.19-2	***Representantes comerciais e agentes do comércio de mercadorias em geral não especializado***
		46.2		Comércio atacadista de matérias-primas agrícolas e animais vivos
			46.21-4	Comércio atacadista de café em grão
			46.22-2	Comércio atacadista de soja
			46.23-1	Comércio atacadista de animais vivos, alimentos para animais e matérias-primas agrícolas, exceto café e soja
		46.3		Comércio atacadista especializado em produtos alimentícios, bebidas e fumo
			46.31-1	Comércio atacadista de leite e laticínios
			46.32-0	Comércio atacadista de cereais e leguminosas beneficiados, farinhas, amidos e féculas
			46.33-8	Comércio atacadista de hortifrutigranjeiros
			46.34-6	***Comércio atacadista de carnes, produtos da carne e pescado***
			46.35-4	Comércio atacadista de bebidas
			46.36-2	Comércio atacadista de produtos do fumo
			46.37-1	Comércio atacadista especializado em produtos alimentícios não especificados anteriormente
			46.39-7	Comércio atacadista de produtos alimentícios em geral
		46.4		Comércio atacadista de produtos de consumo não-alimentar
			46.41-9	Comércio atacadista de tecidos, artefatos de tecidos e de armarinho
			46.42-7	Comércio atacadista de artigos do vestuário e acessórios
			46.43-5	Comércio atacadista de calçados e artigos de viagem
			46.44-3	***Comércio atacadista de produtos farmacêuticos para uso humano e veterinário***
			46.45-1	Comércio atacadista de instrumentos e materiais para uso médico, cirúrgico, ortopédico e odontológico
			46.46-0	Comércio atacadista de cosméticos, produtos de perfumaria e de higiene pessoal
			46.47-8	***Comércio atacadista de artigos de escritório e de papelaria; livros, jornais e outras publicações***
			46.49-4	Comércio atacadista de equipamentos e artigos de uso pessoal e doméstico não especificados anteriormente
		46.5		Comércio atacadista de equipamentos e produtos de tecnologias de informação e comunicação
			46.51-6	Comércio atacadista de computadores, periféricos e suprimentos de informática

(continuação)

Código CNAE 2.0				DESCRIÇÃO
Seção	Divisão	Grupo	Classe	
			46.52-4	Comércio atacadista de componentes eletrônicos e equipamentos de telefonia e comunicação
		46.6		Comércio atacadista de máquinas, aparelhos e equipamentos, exceto de tecnologias de informação e comunicação
			46.61-3	Comércio atacadista de máquinas, aparelhos e equipamentos para uso agropecuário; partes e peças
			46.62-1	***Comércio atacadista de máquinas, equipamentos para terraplenagem, mineração e construção; partes e peças***
			46.63-0	Comércio atacadista de máquinas e equipamentos para uso industrial; partes e peças
			46.64-8	Comércio atacadista de máquinas, aparelhos e equipamentos para uso odonto-médico-hospitalar; partes e
				peças
			46.65-6	Comércio atacadista de máquinas e equipamentos para uso comercial; partes e peças
			46.69-9	Comércio atacadista de máquinas, aparelhos e equipamentos não especificados anteriormente; partes e peças
		46.7		***Comércio atacadista de madeira, ferragens, ferramentas, material elétrico e material de construção***
			46.71-1	Comércio atacadista de madeira e produtos derivados
			46.72-9	Comércio atacadista de ferragens e ferramentas
			46.73-7	Comércio atacadista de material elétrico
			46.74-5	Comércio atacadista de cimento
			46.79-6	Comércio atacadista especializado de materiais de construção não especificados anteriormente e
				de materiais de construção em geral
		46.8		Comércio atacadista especializado em outros produtos
			46.81-8	Comércio atacadista de combustíveis sólidos, líquidos e gasosos, exceto gás natural e GLP
			46.82-6	***Comércio atacadista de gás liquefeito de petróleo (GLP)***
			46.83-4	Comércio atacadista de defensivos agrícolas, adubos, fertilizantes e corretivos do solo
			46.84-2	Comércio atacadista de produtos químicos e petroquímicos, exceto agroquímicos
			46.85-1	Comércio atacadista de produtos siderúrgicos e metalúrgicos, exceto para construção
			46.86-9	**Comércio atacadista de papel e papelão em bruto e de embalagens**
			46.87-7	***Comércio atacadista de resíduos e sucatas***
			46.89-3	Comércio atacadista especializado de outros produtos intermediários não especificados anteriormente
		46.9		Comércio atacadista não-especializado
			46.91-5	Comércio atacadista de mercadorias em geral, com predominância de produtos alimentícios
			46.92-3	***Comércio atacadista de mercadorias em geral, com predominância de insumos agropecuários***
			46.93-1	Comércio atacadista de mercadorias em geral, sem predominância de alimentos ou de insumos
				agropecuários
	47			COMÉRCIO VAREJISTA
		47.1		Comércio varejista não-especializado
			47.11-3	Comércio varejista de mercadorias em geral, com predominância de produtos alimentícios - hipermercados
				e supermercados
			47.12-1	Comércio varejista de mercadorias em geral, com predominância de produtos alimentícios - minimercados,
				mercearias e armazéns
			47.13-0	***Comércio varejista de mercadorias em geral, sem predominância de produtos alimentícios***
		47.2		Comércio varejista de produtos alimentícios, bebidas e fumo
			47.21-1	Comércio varejista de produtos de padaria, laticínio, doces, balas e semelhantes

(continuação)

Código CNAE 2.0				DESCRIÇÃO
Seção	Divisão	Grupo	Classe	
			47.22-9	Comércio varejista de carnes e pescados - açougues e peixarias
			47.23-7	Comércio varejista de bebidas
			47.24-5	***Comércio varejista de hortifrutigranjeiros***
			47.29-6	Comércio varejista de produtos alimentícios em geral ou especializado em produtos alimentícios não
				especificados anteriormente; produtos do fumo
		47.3		Comércio varejista de combustíveis para veículos automotores
			47.31-8	Comércio varejista de combustíveis para veículos automotores
			47.32-6	Comércio varejista de lubrificantes
		47.4		Comércio varejista de material de construção
			47.41-5	Comércio varejista de tintas e materiais para pintura
			47.42-3	Comércio varejista de material elétrico
			47.43-1	***Comércio varejista de vidros***
			47.44-0	Comércio varejista de ferragens, madeira e materiais de construção
		47.5		Comércio varejista de equipamentos de informática e comunicação; equipamentos e artigos de uso doméstico
			47.51-2	Comércio varejista especializado de equipamentos e suprimentos de informática
			47.52-1	**Comércio varejista especializado de equipamentos de telefonia e comunicação**
			47.53-9	Comércio varejista especializado de eletrodomésticos e equipamentos de áudio e vídeo
			47.54-7	Comércio varejista especializado de móveis, colchoaria e artigos de iluminação
			47.55-5	Comércio varejista especializado de tecidos e artigos de cama, mesa e banho
			47.56-3	Comércio varejista especializado de instrumentos musicais e acessórios
			47.57-1	***Comércio varejista especializado de peças e acessórios para aparelhos eletroeletrônicos para uso doméstico,***
				exceto informática e comunicação
			47.59-8	Comércio varejista de artigos de uso doméstico não especificados anteriormente
		47.6		Comércio varejista de artigos culturais, recreativos e esportivos
			47.61-0	Comércio varejista de livros, jornais, revistas e papelaria
			47.62-8	Comércio varejista de discos, CDs, DVDs e fitas
			47.63-6	Comércio varejista de artigos recreativos e esportivos
		47.7		***Comércio varejista de produtos farmacêuticos, perfumaria e cosméticos e artigos médicos, ópticos e ortopédicos***
			47.71-7	Comércio varejista de produtos farmacêuticos para uso humano e veterinário
			47.72-5	**Comércio varejista de cosméticos, produtos de perfumaria e de higiene pessoal**
			47.73-3	**Comércio varejista de artigos médicos e ortopédicos**
			47.74-1	***Comércio varejista de artigos de óptica***
		47.8		Comércio varejista de produtos novos não especificados anteriormente e de produtos usados
			47.81-4	Comércio varejista de artigos do vestuário e acessórios
			47.82-2	***Comércio varejista de calçados e artigos de viagem***
			47.83-1	Comércio varejista de jóias e relógios
			47.84-9	Comércio varejista de gás liquefeito de petróleo (GLP)
			47.85-7	Comércio varejista de artigos usados
			47.89-0	Comércio varejista de outros produtos novos não especificados anteriormente
		47.9		Comércio ambulante e outros tipos de comércio varejista

(continuação)

Código CNAE 2.0				DESCRIÇÃO
Seção	Divisão	Grupo	Classe	
			47.90-3	***Comércio ambulante e outros tipos de comércio varejista***
H				TRANSPORTE, ARMAZENAGEM E CORREIO
	49			***TRANSPORTE TERRESTRE***
		49.1		Transporte ferroviário e metroferroviário
			49.11-6	***Transporte ferroviário de carga***
			49.12-4	Transporte metroferroviário de passageiros
		49.2		**Transporte rodoviário de passageiros**
			49.21-3	***Transporte rodoviário coletivo de passageiros, com itinerário fixo, municipal e em região metropolitana***
			49.22-1	Transporte rodoviário coletivo de passageiros, com itinerário fixo, intermunicipal, interestadual e
				internacional
			49.23-0	***Transporte rodoviário de táxi***
			49.24-8	Transporte escolar
			49.29-9	Transporte rodoviário coletivo de passageiros, sob regime de fretamento, e outros transportes rodoviários
				não especificados anteriormente
		49.3		Transporte rodoviário de carga
			49.30-2	***Transporte rodoviário de carga***
		49.4		Transporte dutoviário
			49.40-0	Transporte dutoviário
		49.5		***Trens turísticos, teleféricos e similares***
			49.50-7	***Trens turísticos, teleféricos e similares***
	50			TRANSPORTE AQUAVIÁRIO
		50.1		Transporte marítimo de cabotagem e longo curso
			50.11-4	***Transporte marítimo de cabotagem***
			50.12-2	Transporte marítimo de longo curso
		50.2		***Transporte por navegação interior***
			50.21-1	Transporte por navegação interior de carga
			50.22-0	**Transporte por navegação interior de passageiros em linhas regulares**
		50.3		***Navegação de apoio***
			50.30-1	Navegação de apoio
		50.9		Outros transportes aquaviários
			50.91-2	***Transporte por navegação de travessia***
			50.99-8	Transportes aquaviários não especificados anteriormente
	51			TRANSPORTE AÉREO
		51.1		Transporte aéreo de passageiros
			51.11-1	Transporte aéreo de passageiros regular
			51.12-9	***Transporte aéreo de passageiros não-regular***
		51.2		Transporte aéreo de carga

(continuação)

Código CNAE 2.0				DESCRIÇÃO
Seção	Divisão	Grupo	Classe	
			51.20-0	Transporte aéreo de carga
		51.3		Transporte espacial
			51.30-7	***Transporte espacial***
	52			ARMAZENAMENTO E ATIVIDADES AUXILIARES DOS TRANSPORTES
		52.1		***Armazenamento, carga e descarga***
			52.11-7	Armazenamento
			52.12-5	**Carga e descarga**
		52.2		***Atividades auxiliares dos transportes terrestres***
			52.21-4	Concessionárias de rodovias, pontes, túneis e serviços relacionados
			52.22-2	***Terminais rodoviários e ferroviários***
			52.23-1	Estacionamento de veículos
			52.29-0	**Atividades auxiliares dos transportes terrestres não especificadas anteriormente**
		52.3		**Atividades auxiliares dos transportes aquaviários**
			52.31-1	***Gestão de portos e terminais***
			52.32-0	Atividades de agenciamento marítimo
			52.39-7	***Atividades auxiliares dos transportes aquaviários não especificadas anteriormente***
		52.4		Atividades auxiliares dos transportes aéreos
			52.40-1	**Atividades auxiliares dos transportes aéreos**
		52.5		***Atividades relacionadas à organização do transporte de carga***
			52.50-8	Atividades relacionadas à organização do transporte de carga
	53			CORREIO E OUTRAS ATIVIDADES DE ENTREGA
		53.1		***Atividades de Correio***
			53.10-5	Atividades de Correio
		53.2		**Atividades de malote e de entrega**
			53.20-2	**Atividades de malote e de entrega**
I				***ALOJAMENTO E ALIMENTAÇÃO***
	55			ALOJAMENTO
		55.1		Hotéis e similares
			55.10-8	Hotéis e similares
		55.9		Outros tipos de alojamento não especificados anteriormente
			55.90-6	***Outros tipos de alojamento não especificados anteriormente***
	56			ALIMENTAÇÃO
		56.1		Restaurantes e outros serviços de alimentação e bebidas
			56.11-2	Restaurantes e outros estabelecimentos de serviços de alimentação e bebidas
			56.12-1	Serviços ambulantes de alimentação
		56.2		**Serviços de catering, bufê e outros serviços de comida preparada**
			56.20-1	***Serviços de catering, bufê e outros serviços de comida preparada***
J				INFORMAÇÃO E COMUNICAÇÃO
	58			EDIÇÃO E EDIÇÃO INTEGRADA À IMPRESSÃO
		58.1		Edição de livros, jornais, revistas e outras atividades de edição
			58.11-5	Edição de livros

(continuação)

Código CNAE 2.0				DESCRIÇÃO
Seção	Divisão	Grupo	Classe	
			58.12-3	***Edição de jornais***
			58.13-1	Edição de revistas
			58.19-1	**Edição de cadastros, listas e outros produtos gráficos**
		58.2		***Edição integrada à impressão de livros, jornais, revistas e outras publicações***
			58.21-2	Edição integrada à impressão de livros
			58.22-1	***Edição integrada à impressão de jornais***
			58.23-9	Edição integrada à impressão de revistas
			58.29-8	Edição integrada à impressão de cadastros, listas e outros produtos gráficos
	59			**ATIVIDADES CINEMATOGRÁFICAS, PRODUÇÃO DE VÍDEOS E DE PROGRAMAS DE TELEVISÃO; GRAVAÇÃO DE SOM E EDIÇÃO DE MÚSICA**
		59.1		***Atividades cinematográficas, produção de vídeos e de programas de televisão***
			59.11-1	Atividades de produção cinematográfica, de vídeos e de programas de televisão
			59.12-0	***Atividades de pós-produção cinematográfica, de vídeos e de programas de televisão***
			59.13-8	Distribuição cinematográfica, de vídeo e de programas de televisão
			59.14-6	***Atividades de exibição cinematográfica***
		59.2		Atividades de gravação de som e de edição de música
			59.20-1	***Atividades de gravação de som e de edição de música***
	60			ATIVIDADES DE RÁDIO E DE TELEVISÃO
		60.1		Atividades de rádio
			60.10-1	Atividades de rádio
		60.2		***Atividades de televisão***
			60.21-7	Atividades de televisão aberta
			60.22-5	**Programadoras e atividades relacionadas à televisão por assinatura**
	61			***TELECOMUNICAÇÕES***
		61.1		Telecomunicações por fio
			61.10-8	Telecomunicações por fio
		61.2		Telecomunicações sem fio
			61.20-5	Telecomunicações sem fio
		61.3		Telecomunicações por satélite
			61.30-2	**Telecomunicações por satélite**
		61.4		***Operadoras de televisão por assinatura***
			61.41-8	Operadoras de televisão por assinatura por cabo
			61.42-6	Operadoras de televisão por assinatura por microondas
			61.43-4	***Operadoras de televisão por assinatura por satélite***
		61.9		Outras atividades de telecomunicações
			61.90-6	Outras atividades de telecomunicações
	62			**ATIVIDADES DOS SERVIÇOS DE TECNOLOGIA DA INFORMAÇÃO**
		62.0		**Atividades dos serviços de tecnologia da informação**
			62.01-5	***Desenvolvimento de programas de computador sob encomenda***
			62.02-3	Desenvolvimento e licenciamento de programas de computador customizáveis
			62.03-1	***Desenvolvimento e licenciamento de programas de computador não-customizáveis***

(continuação)

Código CNAE 2.0				DESCRIÇÃO
Seção	Divisão	Grupo	Classe	
			62.04-0	Consultoria em tecnologia da informação
			62.09-1	Suporte técnico, manutenção e outros serviços em tecnologia da informação
	63			ATIVIDADES DE PRESTAÇÃO DE SERVIÇOS DE INFORMAÇÃO
		63.1		Tratamento de dados, hospedagem na internet e outras atividades relacionadas
			63.11-9	***Tratamento de dados, provedores de serviços de aplicação e serviços de hospedagem na internet***
			63.19-4	Portais, provedores de conteúdo e outros serviços de informação na internet
		63.9		Outras atividades de prestação de serviços de informação
			63.91-7	Agências de notícias
			63.99-2	Outras atividades de prestação de serviços de informação não especificadas anteriormente
K				ATIVIDADES FINANCEIRAS, DE SEGUROS E SERVIÇOS RELACIONADOS
	64			ATIVIDADES DE SERVIÇOS FINANCEIROS
		64.1		Banco Central
			64.10-7	***Banco Central***
		64.2		Intermediação monetária - depósitos à vista
			64.21-2	***Bancos comerciais***
			64.22-1	Bancos múltiplos, com carteira comercial
			64.23-9	***Caixas econômicas***
			64.24-7	Crédito cooperativo
		64.3		Intermediação não-monetária - outros instrumentos de captação
			64.31-0	Bancos múltiplos, sem carteira comercial
			64.32-8	***Bancos de investimento***
			64.33-6	Bancos de desenvolvimento
			64.34-4	***Agências de fomento***
			64.35-2	Crédito imobiliário
			64.36-1	Sociedades de crédito, financiamento e investimento - financeiras
			64.37-9	Sociedades de crédito ao microempreendedor
		64.4		Arrendamento mercantil
			64.40-9	**Arrendamento mercantil**
		64.5		***Sociedades de capitalização***
			64.50-6	Sociedades de capitalização
		64.6		Atividades de sociedades de participação
			64.61-1	***Holdings de instituições financeiras***
			64.62-0	Holdings de instituições não-financeiras
			64.63-8	***Outras sociedades de participação, exceto holdings***
		64.7		Fundos de investimento
			64.70-1	***Fundos de investimento***
		64.9		Atividades de serviços financeiros não especificadas anteriormente
			64.91-3	Sociedades de fomento mercantil - factoring
			64.92-1	***Securitização de créditos***
			64.93-0	Administração de consórcios para aquisição de bens e direitos
			64.99-9	**Outras atividades de serviços financeiros não especificadas anteriormente**

(continuação)

Código CNAE 2.0				DESCRIÇÃO
Seção	Divisão	Grupo	Classe	
	65			***SEGUROS, RESSEGUROS, PREVIDÊNCIA COMPLEMENTAR E PLANOS DE SAÚDE***
		65.1		Seguros de vida e não-vida
			65.11-1	Seguros de vida
			65.12-0	Seguros não-vida
		65.2		Seguros-saúde
			65.20-1	***Seguros-saúde***
		65.3		Resseguros
			65.30-8	Resseguros
		65.4		Previdência complementar
			65.41-3	***Previdência complementar fechada***
			65.42-1	Previdência complementar aberta
		65.5		**Planos de saúde**
			65.50-2	**Planos de saúde**
	66			***ATIVIDADES AUXILIARES DOS SERVIÇOS FINANCEIROS, SEGUROS, PREVIDÊNCIA COMPLEMENTAR E PLANOS DE SAÚDE***
		66.1		Atividades auxiliares dos serviços financeiros
			66.11-8	***Administração de bolsas e mercados de balcão organizados***
			66.12-6	Atividades de intermediários em transações de títulos, valores mobiliários e mercadorias
			66.13-4	Administração de cartões de crédito
			66.19-3	**Atividades auxiliares dos serviços financeiros não especificadas anteriormente**
		66.2		***Atividades auxiliares dos seguros, da previdência complementar e dos planos de saúde***
			66.21-5	***Avaliação de riscos e perdas***
			66.22-3	Corretores e agentes de seguros, de planos de previdência complementar e de saúde
			66.29-1	Atividades auxiliares dos seguros, da previdência complementar e dos planos de saúde não
				especificadas anteriormente
		66.3		Atividades de administração de fundos por contrato ou comissão
			66.30-4	**Atividades de administração de fundos por contrato ou comissão**
L				***ATIVIDADES IMOBILIÁRIAS***
	68			ATIVIDADES IMOBILIÁRIAS
		68.1		***Atividades imobiliárias de imóveis próprios***
			68.10-2	Atividades imobiliárias de imóveis próprios
		68.2		**Atividades imobiliárias por contrato ou comissão**
			68.21-8	***Intermediação na compra, venda e aluguel de imóveis***
			68.22-6	Gestão e administração da propriedade imobiliária
M				ATIVIDADES PROFISSIONAIS, CIENTÍFICAS E TÉCNICAS
	69			ATIVIDADES JURÍDICAS, DE CONTABILIDADE E DE AUDITORIA
		69.1		***Atividades jurídicas***
			69.11-7	Atividades jurídicas, exceto cartórios
			69.12-5	**Cartórios**
		69.2		***Atividades de contabilidade, consultoria e auditoria contábil e tributária***
			69.20-6	Atividades de contabilidade, consultoria e auditoria contábil e tributária

(continuação)

Código CNAE 2.0				DESCRIÇÃO
Seção	Divisão	Grupo	Classe	
	70			***ATIVIDADES DE SEDES DE EMPRESAS E DE CONSULTORIA EM GESTÃO EMPRESARIAL***
		70.1		Sedes de empresas e unidades administrativas locais
			70.10-7	***Sedes de empresas e unidades administrativas locais***
		70.2		Atividades de consultoria em gestão empresarial
			70.20-4	Atividades de consultoria em gestão empresarial
	71			SERVIÇOS DE ARQUITETURA E ENGENHARIA; TESTES E ANÁLISES TÉCNICAS
		71.1		Serviços de arquitetura e engenharia e atividades técnicas relacionadas
			71.11-1	**Serviços de arquitetura**
			71.12-0	Serviços de engenharia
			71.19-7	***Atividades técnicas relacionadas à arquitetura e engenharia***
		71.2		***Testes e análises técnicas***
			71.20-1	Testes e análises técnicas
	72			***PESQUISA E DESENVOLVIMENTO CIENTÍFICO***
		72.1		Pesquisa e desenvolvimento experimental em ciências físicas e naturais
			72.10-0	***Pesquisa e desenvolvimento experimental em ciências físicas e naturais***
		72.2		Pesquisa e desenvolvimento experimental em ciências sociais e humanas
			72.20-7	**Pesquisa e desenvolvimento experimental em ciências sociais e humanas**
	73			***PUBLICIDADE E PESQUISA DE MERCADO***
		73.1		Publicidade
			73.11-4	**Agências de publicidade**
			73.12-2	**Agenciamento de espaços para publicidade, exceto em veículos de comunicação**
			73.19-0	***Atividades de publicidade não especificadas anteriormente***
		73.2		Pesquisas de mercado e de opinião pública
			73.20-3	Pesquisas de mercado e de opinião pública
	74			**OUTRAS ATIVIDADES PROFISSIONAIS, CIENTÍFICAS E TÉCNICAS**
		74.1		Design e decoração de interiores
			74.10-2	Design e decoração de interiores
		74.2		Atividades fotográficas e similares
			74.20-0	Atividades fotográficas e similares
		74.9		***Atividades profissionais, científicas e técnicas não especificadas anteriormente***
			74.90-1	Atividades profissionais, científicas e técnicas não especificadas anteriormente
	75			ATIVIDADES VETERINÁRIAS
		75.0		Atividades veterinárias
			75.00-1	Atividades veterinárias
N				***ATIVIDADES ADMINISTRATIVAS E SERVIÇOS COMPLEMENTARES***
	77			ALUGUÉIS NÃO-IMOBILIÁRIOS E GESTÃO DE ATIVOS INTANGÍVEIS NÃO-FINANCEIROS
		77.1		**Locação de meios de transporte sem condutor**
			77.11-0	***Locação de automóveis sem condutor***
			77.19-5	Locação de meios de transporte, exceto automóveis, sem condutor
		77.2		***Aluguel de objetos pessoais e domésticos***
			77.21-7	Aluguel de equipamentos recreativos e esportivos

(continuação)

Código CNAE 2.0				DESCRIÇÃO
Seção	Divisão	Grupo	Classe	
			77.22-5	***Aluguel de fitas de vídeo, DVDs e similares***
			77.23-3	Aluguel de objetos do vestuário, jóias e acessórios
			77.29-2	**Aluguel de objetos pessoais e domésticos não especificados anteriormente**
		77.3		***Aluguel de máquinas e equipamentos sem operador***
			77.31-4	Aluguel de máquinas e equipamentos agrícolas sem operador
			77.32-2	Aluguel de máquinas e equipamentos para construção sem operador
			77.33-1	***Aluguel de máquinas e equipamentos para escritório***
			77.39-0	Aluguel de máquinas e equipamentos não especificados anteriormente
		77.4		**Gestão de ativos intangíveis não-financeiros**
			77.40-3	***Gestão de ativos intangíveis não-financeiros***
	78			SELEÇÃO, AGENCIAMENTO E LOCAÇÃO DE MÃO-DE-OBRA
		78.1		Seleção e agenciamento de mão-de-obra
			78.10-8	***Seleção e agenciamento de mão-de-obra***
		78.2		Locação de mão-de-obra temporária
			78.20-5	**Locação de mão-de-obra temporária**
		78.3		Fornecimento e gestão de recursos humanos para terceiros
			78.30-2	**Fornecimento e gestão de recursos humanos para terceiros**
	79			***AGÊNCIAS DE VIAGENS, OPERADORES TURÍSTICOS E SERVIÇOS DE RESERVAS***
		79.1		Agências de viagens e operadores turísticos
			79.11-2	Agências de viagens
			79.12-1	***Operadores turísticos***
		79.9		Serviços de reservas e outros serviços de turismo não especificados anteriormente
			79.90-2	Serviços de reservas e outros serviços de turismo não especificados anteriormente
	80			ATIVIDADES DE VIGILÂNCIA, SEGURANÇA E INVESTIGAÇÃO
		80.1		***Atividades de vigilância, segurança privada e transporte de valores***
			80.11-1	Atividades de vigilância e segurança privada
			80.12-9	**Atividades de transporte de valores**
		80.2		***Atividades de monitoramento de sistemas de segurança***
			80.20-0	Atividades de monitoramento de sistemas de segurança
		80.3		Atividades de investigação particular
			80.30-7	***Atividades de investigação particular***
	81			SERVIÇOS PARA EDIFÍCIOS E ATIVIDADES PAISAGÍSTICAS
		81.1		***Serviços combinados para apoio a edifícios***
			81.11-7	Serviços combinados para apoio a edifícios, exceto condomínios prediais
			81.12-5	***Condomínios prediais***
		81.2		Atividades de limpeza
			81.21-4	Limpeza em prédios e em domicílios
			81.22-2	Imunização e controle de pragas urbanas
			81.29-0	***Atividades de limpeza não especificadas anteriormente***
		81.3		**Atividades paisagísticas**
			81.30-3	***Atividades paisagísticas***

(continuação)

Código CNAE 2.0				DESCRIÇÃO
Seção	Divisão	Grupo	Classe	
	82			SERVIÇOS DE ESCRITÓRIO, DE APOIO ADMINISTRATIVO E OUTROS SERVIÇOS PRESTADOS ÀS EMPRESAS
		82.1		Serviços de escritório e apoio administrativo
			82.11-3	Serviços combinados de escritório e apoio administrativo
			82.19-9	***Fotocópias, preparação de documentos e outros serviços especializados de apoio administrativo***
		82.2		Atividades de teleatendimento
			82.20-2	Atividades de teleatendimento
		82.3		Atividades de organização de eventos, exceto culturais e esportivos
			82.30-0	Atividades de organização de eventos, exceto culturais e esportivos
		82.9		Outras atividades de serviços prestados principalmente às empresas
			82.91-1	***Atividades de cobrança e informações cadastrais***
			82.92-0	Envasamento e empacotamento sob contrato
			82.99-7	**Atividades de serviços prestados principalmente às empresas não especificadas anteriormente**
O				**ADMINISTRAÇÃO PÚBLICA, DEFESA E SEGURIDADE SOCIAL**
	84			***ADMINISTRAÇÃO PÚBLICA, DEFESA E SEGURIDADE SOCIAL***
		84.1		Administração do estado e da política econômica e social
			84.11-6	Administração pública em geral
			84.12-4	Regulação das atividades de saúde, educação, serviços culturais e outros serviços sociais
			84.13-2	***Regulação das atividades econômicas***
		84.2		Serviços coletivos prestados pela administração pública
			84.21-3	***Relações exteriores***
			84.22-1	Defesa
			84.23-0	Justiça
			84.24-8	Segurança e ordem pública
			84.25-6	***Defesa Civil***
		84.3		Seguridade social obrigatória
			84.30-2	Seguridade social obrigatória
P				***EDUCAÇÃO***
	85			EDUCAÇÃO
		85.1		***Educação infantil e ensino fundamental***
			85.11-2	Educação infantil - creche
			85.12-1	Educação infantil - pré-escola
			85.13-9	Ensino fundamental
		85.2		Ensino médio
			85.20-1	**Ensino médio**
		85.3		**Educação superior**
			85.31-7	***Educação superior - graduação***
			85.32-5	Educação superior - graduação e pós-graduação
			85.33-3	***Educação superior - pós-graduação e extensão***
		85.4		Educação profissional de nível técnico e tecnológico
			85.41-4	Educação profissional de nível técnico

(continuação)

Código CNAE 2.0				DESCRIÇÃO
Seção	Divisão	Grupo	Classe	
			85.42-2	***Educação profissional de nível tecnológico***
		85.5		Atividades de apoio à educação
			85.50-3	***Atividades de apoio à educação***
		85.9		Outras atividades de ensino
			85.91-1	***Ensino de esportes***
			85.92-9	Ensino de arte e cultura
			85.93-7	***Ensino de idiomas***
			85.99-6	Atividades de ensino não especificadas anteriormente
Q				***SAÚDE HUMANA E SERVIÇOS SOCIAIS***
	86			ATIVIDADES DE ATENÇÃO À SAÚDE HUMANA
		86.1		**Atividades de atendimento hospitalar**
			86.10-1	***Atividades de atendimento hospitalar***
		86.2		Serviços móveis de atendimento a urgências e de remoção de pacientes
			86.21-6	Serviços móveis de atendimento a urgências
			86.22-4	***Serviços de remoção de pacientes, exceto os serviços móveis de atendimento a urgências***
		86.3		Atividades de atenção ambulatorial executadas por médicos e odontólogos
			86.30-5	***Atividades de atenção ambulatorial executadas por médicos e odontólogos***
		86.4		Atividades de serviços de complementação diagnóstica e terapêutica
			86.40-2	**Atividades de serviços de complementação diagnóstica e terapêutica**
		86.5		***Atividades de profissionais da área de saúde, exceto médicos e odontólogos***
			86.50-0	Atividades de profissionais da área de saúde, exceto médicos e odontólogos
		86.6		**Atividades de apoio à gestão de saúde**
			86.60-7	**Atividades de apoio à gestão de saúde**
		86.9		***Atividades de atenção à saúde humana não especificadas anteriormente***
			86.90-9	Atividades de atenção à saúde humana não especificadas anteriormente
	87			ATIVIDADES DE ATENÇÃO À SAÚDE HUMANA INTEGRADAS COM ASSISTÊNCIA SOCIAL, PRESTADAS EM RESIDÊNCIAS COLETIVAS E PARTICULARES
		87.1		Atividades de assistência a idosos, deficientes físicos, imunodeprimidos e convalescentes, e de infra-estrutura e apoio a pacientes prestadas em residências coletivas e particulares
			87.11-5	**Atividades de assistência a idosos, deficientes físicos, imunodeprimidos e convalescentes prestadas em**
				residências coletivas e particulares
			87.12-3	Atividades de fornecimento de infra-estrutura de apoio e assistência a paciente no domicílio
		87.2		Atividades de assistência psicossocial e à saúde a portadores de distúrbios psíquicos, deficiência mental e dependência química
			87.20-4	Atividades de assistência psicossocial e à saúde a portadores de distúrbios psíquicos, deficiência mental e
				dependência química
		87.3		***Atividades de assistência social prestadas em residências coletivas e particulares***
			87.30-1	Atividades de assistência social prestadas em residências coletivas e particulares
	88			**SERVIÇOS DE ASSISTÊNCIA SOCIAL SEM ALOJAMENTO**
		88.0		***Serviços de assistência social sem alojamento***
			88.00-6	Serviços de assistência social sem alojamento
R				ARTES, CULTURA, ESPORTE E RECREAÇÃO

(continuação)

Código CNAE 2.0				DESCRIÇÃO
Seção	Divisão	Grupo	Classe	
	90			ATIVIDADES ARTÍSTICAS, CRIATIVAS E DE ESPETÁCULOS
		90.0		Atividades artísticas, criativas e de espetáculos
			90.01-9	***Artes cênicas, espetáculos e atividades complementares***
			90.02-7	Criação artística
			90.03-5	Gestão de espaços para artes cênicas, espetáculos e outras atividades artísticas
	91			**ATIVIDADES LIGADAS AO PATRIMÔNIO CULTURAL E AMBIENTAL**
		91.0		**Atividades ligadas ao patrimônio cultural e ambiental**
			91.01-5	***Atividades de bibliotecas e arquivos***
			91.02-3	Atividades de museus e de exploração, restauração artística e conservação de lugares e prédios
				históricos e atrações similares
			91.03-1	***Atividades de jardins botânicos, zoológicos, parques nacionais, reservas ecológicas e áreas de proteção***
				ambiental
	92			***ATIVIDADES DE EXPLORAÇÃO DE JOGOS DE AZAR E APOSTAS***
		92.0		Atividades de exploração de jogos de azar e apostas
			92.00-3	***Atividades de exploração de jogos de azar e apostas***
	93			ATIVIDADES ESPORTIVAS E DE RECREAÇÃO E LAZER
		93.1		Atividades esportivas
			93.11-5	Gestão de instalações de esportes
			93.12-3	Clubes sociais, esportivos e similares
			93.13-1	**Atividades de condicionamento físico**
			93.19-1	***Atividades esportivas não especificadas anteriormente***
		93.2		Atividades de recreação e lazer
			93.21-2	Parques de diversão e parques temáticos
			93.29-8	***Atividades de recreação e lazer não especificadas anteriormente***
S				OUTRAS ATIVIDADES DE SERVIÇOS
	94			ATIVIDADES DE ORGANIZAÇÕES ASSOCIATIVAS
		94.1		**Atividades de organizações associativas patronais, empresariais e profissionais**
			94.11-1	***Atividades de organizações associativas patronais e empresariais***
			94.12-0	Atividades de organizações associativas profissionais
		94.2		Atividades de organizações sindicais
			94.20-1	Atividades de organizações sindicais
		94.3		Atividades de associações de defesa de direitos sociais
			94.30-8	**Atividades de associações de defesa de direitos sociais**
		94.9		**Atividades de organizações associativas não especificadas anteriormente**
			94.91-0	***Atividades de organizações religiosas***
			94.92-8	Atividades de organizações políticas
			94.93-6	**Atividades de organizações associativas ligadas à cultura e à arte**
			94.99-5	**Atividades associativas não especificadas anteriormente**
	95			***REPARAÇÃO E MANUTENÇÃO DE EQUIPAMENTOS DE INFORMÁTICA E COMUNICAÇÃO E DE OBJETOS PESSOAIS E DOMÉSTICOS***

(conclusão)

Código CNAE 2.0				DESCRIÇÃO
Seção	Divisão	Grupo	Classe	
		95.1		Reparação e manutenção de equipamentos de informática e comunicação
			95.11-8	Reparação e manutenção de computadores e de equipamentos periféricos
			95.12-6	Reparação e manutenção de equipamentos de comunicação
		95.2		Reparação e manutenção de objetos e equipamentos pessoais e domésticos
			95.21-5	Reparação e manutenção de equipamentos eletroeletrônicos de uso pessoal e doméstico
			95.29-1	Reparação e manutenção de objetos e equipamentos pessoais e domésticos não especificados anteriormente
	96			OUTRAS ATIVIDADES DE SERVIÇOS PESSOAIS
		96.0		Outras atividades de serviços pessoais
			96.01-7	Lavanderias, tinturarias e toalheiros
			96.02-5	Cabeleireiros e outras atividades de tratamento de beleza
			96.03-3	Atividades funerárias e serviços relacionados
			96.09-2	Atividades de serviços pessoais não especificadas anteriormente
T				SERVIÇOS DOMÉSTICOS
	97			SERVIÇOS DOMÉSTICOS
		97.0		Serviços domésticos
			97.00-5	Serviços domésticos
U				ORGANISMOS INTERNACIONAIS E OUTRAS INSTITUIÇÕES EXTRATERRITORIAIS
	99			ORGANISMOS INTERNACIONAIS E OUTRAS INSTITUIÇÕES EXTRATERRITORIAIS
		99.0		Organismos internacionais e outras instituições extraterritoriais
			99.00-8	Organismos internacionais e outras instituições extraterritoriais

Relação de Fontes

Empresa de Tecnologia e Informações da Previdência Social – DATAPREV

Diretoria de Relacionamento, Desenvolvimento e Informações – DRD

Coordenação Geral de Inteligência da Informação – CGII
Coordenação de Análise e Estudos em Métodos Quantitativos– COAQ
Rua Professor Álvaro Rodrigues, 460, 6º andar, sala 602,
CEP 22280-040 – Rio de Janeiro.

Departamento de Gestão de Serviços Externos de TI – DESE
Rua Professor Álvaro Rodrigues 460, 6º andar, sala 604
CEP 22280-040 – Rio de Janeiro/RJ

Departamento de Relacionamento e Negócios – DENE
Setor de Autarquias Sul, Quadra 01, Blocos E/F
CEP 70070-931 – Brasília/ DF

Lista de Siglas

AEAT	Anuário Estatístico de Acidentes do Trabalho
CAT	Comunicação de Acidente do Trabalho
CBO	Classificação Brasileira de Ocupações
CID	Classificação Internacional de Doenças
CNAE	Classificação Nacional de Atividade Econômica
CNIS	Cadastro Nacional de Informações Sociais
DA	Data do Acidente
DATAPREV	Empresa de Tecnologia e Informações da Previdência Social
DCB	Data de Cessação do Benefício
DDB	Data de Despacho do Benefício
DER	Data de Entrada do Requerimento
DIB	Data de Início do Benefício
DRGPS	Departamento do Regime Geral de Previdência Social
FAP	Fator Acidentário de Prevenção
FUNDACENTRO	Fundação Jorge Duprat Figueiredo de Segurança e Medicina do Trabalho
GEX	Gerência Executiva
GFIP	Guia de Recolhimento do Fundo de Garantia do Tempo de Serviço e Informações à Previdência Social
GRPS	Guia de Recolhimento da Previdência Social
INSS	Instituto Nacional do Seguro Social
MPAS	Ministério da Previdência e Assistência Social
MPS	Ministério da Previdência Social
MTE	Ministério do Trabalho e Emprego
NTDEAT	Nexo Técnico por Doença Equiparada a Acidente do Trabalho
NTEP	Nexo Técnico Epidemiológico Previdenciário
NTP/T	Nexo Técnico Profissional ou do Trabalho
PRISMA	Projeto de Regionalização de Informações e Sistemas

RGPS	Regime Geral de Previdência Social
SAE	Setor de Atividade Econômica
SAT	Seguro de Acidente do Trabalho
SINTESE	Sistema Integrado de Tratamento Estatístico de Séries Estratégicas
SPS	Secretaria de Previdência Social
SUB	Sistema Único de Benefícios
UF	Unidades da Federação

Lista de Tabelas

Seção I - Estatísticas de Acidentes do Trabalho

Subseção A - Acidentes do Trabalho

Capítulo 1 - Brasil e Grandes Regiões

1.1 - Quantidade de acidentes do trabalho, por situação do registro e motivo, segundo a Classificação Nacional de Atividades Econômicas (CNAE), no Brasil - 2015/2016 **15**

1.2 - Quantidade de acidentes do trabalho, por situação do registro e motivo, segundo a Classificação Nacional de Atividades Econômicas (CNAE), na Região Norte - 2015/2016 **24**

1.3 - Quantidade de acidentes do trabalho, por situação do registro e motivo, segundo a Classificação Nacional de Atividades Econômicas (CNAE), na Região Nordeste - 2015/2016 **32**

1.4 - Quantidade de acidentes do trabalho, por situação do registro e motivo, segundo a Classificação Nacional de Atividades Econômicas (CNAE), na Região Sudeste - 2015/2016 **41**

1.5 - Quantidade de acidentes do trabalho, por situação do registro e motivo, segundo a Classificação Nacional de Atividades Econômicas (CNAE), na Região Sul - 2015/2016 **50**

1.6 - Quantidade de acidentes do trabalho, por situação do registro e motivo, segundo a Classificação Nacional de Atividades Econômicas (CNAE), na Região Centro-Oeste - 2015/2016 **59**

1.7 - Quantidade de acidentes do trabalho, por situação do registro e motivo, segundo os grupos de idade e sexo, no Brasil - 2015/2016 **67**

1.8 - Quantidade mensal de acidentes do trabalho, por situação do registro e motivo, no Brasil - 2015/2016 **68**

Capítulo 2 - Rondônia

2.1 - Quantidade de acidentes do trabalho, por situação do registro e motivo, segundo a Classificação Nacional de Atividades Econômicas (CNAE), no estado de Rondônia - 2015/2016 **69**

2.2 - Quantidade de acidentes do trabalho, por situação do registro e motivo, segundo os grupos de idade e sexo, no estado de Rondônia - 2015/2016 **75**

2.3 - Quantidade mensal de acidentes do trabalho, por situação do registro e motivo, no estado de Rondônia - 2015/2016 **76**

Capítulo 3 - Acre

3.1 - Quantidade de acidentes do trabalho, por situação do registro e motivo, segundo a Classificação Nacional de Atividades Econômicas (CNAE), no estado do Acre - 2015/2016 **77**

3.2 - Quantidade de acidentes do trabalho, por situação do registro e motivo, segundo os grupos de idade e sexo, no estado do Acre - 2015/2016 **81**

3.3 - Quantidade mensal de acidentes do trabalho, por situação do registro e motivo, no estado do Acre - 2015/2016 **83**

Capítulo 4 - Amazonas

4.1 - Quantidade de acidentes do trabalho, por situação do registro e motivo, segundo a Classificação Nacional de Atividades Econômicas (CNAE), no estado do Amazonas - 2015/2016 **84**

4.2 - Quantidade de acidentes do trabalho, por situação do registro e motivo, segundo os grupos de idade e sexo, no estado do Amazonas - 2015/2016 **89**

4.3 - Quantidade mensal de acidentes do trabalho, por situação do registro e motivo, no estado do Amazonas - 2015/2016 **90**

Capítulo 5 - Roraima

5.1 - Quantidade de acidentes do trabalho, por situação do registro e motivo, segundo a Classificação Nacional de Atividades Econômicas (CNAE), no estado de Roraima - 2015/2016 **91**

5.2 - Quantidade de acidentes do trabalho, por situação do registro e motivo, segundo os grupos de idade e sexo, no estado de Roraima - 2015/2016 **95**

5.3 - Quantidade mensal de acidentes do trabalho, por situação do registro e motivo, no estado de Roraima - 2015/2016 **96**

Capítulo 6 - Pará

6.1 - Quantidade de acidentes do trabalho, por situação do registro e motivo, segundo a Classificação Nacional de Atividades Econômicas (CNAE), no estado do Pará - 2015/2016 **97**

6.2 - Quantidade de acidentes do trabalho, por situação do registro e motivo, segundo os grupos de idade e sexo, no estado do Pará - 2015/2016 **104**

6.3 - Quantidade mensal de acidentes do trabalho, por situação do registro e motivo, no estado do Pará - 2015/2016 **105**

Capítulo 7 - Amapá

7.1 - Quantidade de acidentes do trabalho, por situação do registro e motivo, segundo a Classificação Nacional de Atividades Econômicas (CNAE), no estado do Amapá - 2015/2016 **106**

7.2 - Quantidade de acidentes do trabalho, por situação do registro e motivo, segundo os grupos de idade e sexo, no estado do Amapá - 2015/2016 **110**

7.3 - Quantidade mensal de acidentes do trabalho, por situação do registro e motivo, no estado do Amapá - 2015/2016 **111**

Capítulo 8 - Tocantins

8.1 - Quantidade de acidentes do trabalho, por situação do registro e motivo, segundo a Classificação Nacional de Atividades Econômicas (CNAE), no estado de Tocantins - 2015/2016 **112**

8.2 - Quantidade de acidentes do trabalho, por situação do registro e motivo, segundo os grupos de idade e sexo, no estado de Tocantins - 2015/2016 **116**

8.3 - Quantidade mensal de acidentes do trabalho, por situação do registro e motivo, no estado de Tocantins - 2015/2016 **117**

Capítulo 9 - Maranhão

9.1 - Quantidade de acidentes do trabalho, por situação do registro e motivo, segundo a Classificação Nacional de Atividades Econômicas (CNAE), no estado do Maranhão - 2015/2016 **118**

9.2 - Quantidade de acidentes do trabalho, por situação do registro e motivo, segundo os grupos de idade e sexo, no estado do Maranhão - 2015/2016 **123**

9.3 - Quantidade mensal de acidentes do trabalho, por situação do registro e motivo, no estado do Maranhão - 2015/2016 **124**

Capítulo 10 - Piauí

10.1 - Quantidade de acidentes do trabalho, por situação do registro e motivo, segundo a Classificação Nacional de Atividades Econômicas (CNAE), no estado do Piauí - 2015/2016 **125**

10.2 - Quantidade de acidentes do trabalho, por situação do registro e motivo, segundo os grupos de idade e sexo, no estado do Piauí - 2015/2016 **130**

10.3 - Quantidade mensal de acidentes do trabalho, por situação do registro e motivo, no estado do Piauí - 2015/2016 **131**

Capítulo 11 - Ceará

11.1 - Quantidade de acidentes do trabalho, por situação do registro e motivo, segundo a Classificação Nacional de Atividades Econômicas (CNAE), no estado do Ceará - 2015/2016 **132**

11.2 - Quantidade de acidentes do trabalho, por situação do registro e motivo, segundo os grupos de idade e sexo, no estado do Ceará - 2015/2016 **138**

11.3 - Quantidade mensal de acidentes do trabalho, por situação do registro e motivo, no estado do Ceará - 2015/2016 **139**

Capítulo 12 - Rio Grande do Norte

12.1 - Quantidade de acidentes do trabalho, por situação do registro e motivo, segundo a Classificação Nacional de Atividades Econômicas (CNAE), no estado do Rio Grande do Norte - 2015/2016 **142**

12.2 - Quantidade de acidentes do trabalho, por situação do registro e motivo, segundo os grupos de idade e sexo, no estado do Rio Grande do Norte - 2015/2016 **146**

12.3 - Quantidade mensal de acidentes do trabalho, por situação do registro e motivo, no estado do Rio Grande do Norte - 2015/2016 **147**

Capítulo 13 - Paraíba

13.1 - Quantidade de acidentes do trabalho, por situação do registro e motivo, segundo a Classificação Nacional de Atividades Econômicas (CNAE), no estado da Paraíba - 2015/2016 **148**

13.2 - Quantidade de acidentes do trabalho, por situação do registro e motivo, segundo os grupos de idade e sexo, no estado da Paraíba - 2015/2016 **153**

13.3 - Quantidade mensal de acidentes do trabalho, por situação do registro e motivo, no estado da Paraíba - 2015/2016 **154**

Capítulo 14 - Pernambuco

14.1 - Quantidade de acidentes do trabalho, por situação do registro e motivo, segundo a Classificação Nacional de Atividades Econômicas (CNAE), no estado de Pernambuco - 2015/2016 **155**

14.2 - Quantidade de acidentes do trabalho, por situação do registro e motivo, segundo os grupos de idade e sexo, no estado de Pernambuco - 2015/2016 **162**

14.3 - Quantidade mensal de acidentes do trabalho, por situação do registro e motivo, no estado de Pernambuco - 2015/2016 **163**

Capítulo 15 - Alagoas

15.1 - Quantidade de acidentes do trabalho, por situação do registro e motivo, segundo a Classificação Nacional de Atividades Econômicas (CNAE), no estado de Alagoas - 2015/2016 **164**

15.2 - Quantidade de acidentes do trabalho, por situação do registro e motivo, segundo os grupos de idade e sexo, no estado de Alagoas - 2015/2016 **169**

15.3 - Quantidade mensal de acidentes do trabalho, por situação do registro e motivo, no estado de Alagoas - 2015/2016 **170**

Capítulo 16 - Sergipe

16.1 - Quantidade de acidentes do trabalho, por situação do registro e motivo, segundo a Classificação Nacional de Atividades Econômicas (CNAE), no estado de Sergipe - 2015/2016 **171**

16.2 - Quantidade de acidentes do trabalho, por situação do registro e motivo, segundo os grupos de idade e sexo, no estado de Sergipe - 2015/2016 **176**

16.3 - Quantidade mensal de acidentes do trabalho, por situação do registro e motivo, no estado de Sergipe - 2015/2016 **177**

Capítulo 17 - Bahia

17.1 - Quantidade de acidentes do trabalho, por situação do registro e motivo, segundo a Classificação Nacional de Atividades Econômicas (CNAE), no estado da Bahia - 2015/2016 **178**

17.2 - Quantidade de acidentes do trabalho, por situação do registro e motivo, segundo os grupos de idade e sexo, no estado da Bahia - 2015/2016 **185**

17.3 - Quantidade mensal de acidentes do trabalho, por situação do registro e motivo, no estado da Bahia - 2015/2016 **186**

Capítulo 18 - Minas Gerais

18.1 - Quantidade de acidentes do trabalho, por situação do registro e motivo, segundo a Classificação Nacional de Atividades Econômicas (CNAE), no estado de Minas Gerais - 2015/2016 **187**

18.2 - Quantidade de acidentes do trabalho, por situação do registro e motivo, segundo os grupos de idade e sexo, no estado de Minas Gerais - 2015/2016 **195**

18.3 - Quantidade mensal de acidentes do trabalho, por situação do registro e motivo, no estado de Minas Gerais - 2015/2016 **196**

Capítulo 19 - Espírito Santo

19.1 - Quantidade de acidentes do trabalho, por situação do registro e motivo, segundo a Classificação Nacional de Atividades Econômicas (CNAE), no estado do Espírito Santo - 2015/2016 **197**

19.2 - Quantidade de acidentes do trabalho, por situação do registro e motivo, segundo os grupos de idade e sexo, no estado do Espírito Santo - 2015/2016 **203**

19.3 - Quantidade mensal de acidentes do trabalho, por situação do registro e motivo, no estado do Espírito Santo - 2015/2016 **204**

Capítulo 20 - Rio de Janeiro

20.1 - Quantidade de acidentes do trabalho, por situação do registro e motivo, segundo a Classificação Nacional de Atividades Econômicas (CNAE), no estado do Rio de Janeiro - 2015/2016 **205**

20.2 - Quantidade de acidentes do trabalho, por situação do registro e motivo, segundo os grupos de idade e sexo, no estado do Rio de Janeiro - 2015/2016 **213**

20.3 - Quantidade mensal de acidentes do trabalho, por situação do registro e motivo, no estado do Rio de Janeiro - 2015/2016 **214**

Capítulo 21 - São Paulo

21.1 - Quantidade de acidentes do trabalho, por situação do registro e motivo, segundo a Classificação Nacional de Atividades Econômicas (CNAE), no estado de São Paulo - 2015/2016 **215**

21.2 - Quantidade de acidentes do trabalho, por situação do registro e motivo, segundo os grupos de idade e sexo, no estado de São Paulo - 2015/2016 **223**

21.3 - Quantidade mensal de acidentes do trabalho, por situação do registro e motivo, no estado de São Paulo - 2015/2016 **224**

Capítulo 22 - Paraná

22.1 - Quantidade de acidentes do trabalho, por situação do registro e motivo, segundo a Classificação Nacional de Atividades Econômicas (CNAE), no estado do Paraná - 2015/2016 **225**

22.2 - Quantidade de acidentes do trabalho, por situação do registro e motivo, segundo os grupos de idade e sexo, no estado do Paraná - 2015/2016 **233**

22.3 - Quantidade mensal de acidentes do trabalho, por situação do registro e motivo, no estado do Paraná - 2015/2016 **234**

Capítulo 23 - Santa Catarina

23.1 - Quantidade de acidentes do trabalho, por situação do registro e motivo, segundo a Classificação Nacional de Atividades Econômicas (CNAE), no estado de Santa Catarina - 2015/2016 **235**

23.2 - Quantidade de acidentes do trabalho, por situação do registro e motivo, segundo os grupos de idade e sexo, no estado de Santa Catarina - 2015/2016 **243**

23.3 - Quantidade mensal de acidentes do trabalho, por situação do registro e motivo, no estado de Santa Catarina - 2015/2016 **244**

Capítulo 24 - Rio Grande do Sul

24.1 - Quantidade de acidentes do trabalho, por situação do registro e motivo, segundo a Classificação Nacional de Atividades Econômicas (CNAE), no estado do Rio Grande do Sul - 2015/2016 **245**

24.2 - Quantidade de acidentes do trabalho, por situação do registro e motivo, segundo os grupos de idade e sexo, no estado do Rio Grande do Sul - 2015/2016 **253**

24.3 - Quantidade mensal de acidentes do trabalho, por situação do registro e motivo, no estado do Rio Grande do Sul - 2015/2016 **254**

Capítulo 25 - Mato Grosso do Sul

25.1 - Quantidade de acidentes do trabalho, por situação do registro e motivo, segundo a Classificação Nacional de Atividades Econômicas (CNAE), no estado do Mato Grosso do Sul - 2015/2016 **255**

25.2 - Quantidade de acidentes do trabalho, por situação do registro e motivo, segundo os grupos de idade e sexo, no estado do Mato Grosso do Sul - 2015/2016 **261**

25.3 - Quantidade mensal de acidentes do trabalho, por situação do registro e motivo, no estado do Mato Grosso do Sul - 2015/2016 **262**

Capítulo 26 - Mato Grosso

26.1 - Quantidade de acidentes do trabalho, por situação do registro e motivo, segundo a Classificação Nacional de Atividades Econômicas (CNAE), no estado do Mato Grosso - 2015/2016 **263**

26.2 - Quantidade de acidentes do trabalho, por situação do registro e motivo, segundo os grupos de idade e sexo, no estado do Mato Grosso - 2015/2016 **269**

26.3 - Quantidade mensal de acidentes do trabalho, por situação do registro e motivo, no estado do Mato Grosso - 2015/2016 **270**

Capítulo 27 - Goiás

27.1 - Quantidade de acidentes do trabalho, por situação do registro e motivo, segundo a Classificação Nacional de Atividades Econômicas (CNAE), no estado de Goiás - 2015/2016 **271**

27.2 - Quantidade de acidentes do trabalho, por situação do registro e motivo, segundo os grupos de idade e sexo, no estado de Goiás - 2015/2016 **278**

27.3 - Quantidade mensal de acidentes do trabalho, por situação do registro e motivo, no estado de Goiás - 2015/2016 **279**

Capítulo 28 - Distrito Federal

28.1 - Quantidade de acidentes do trabalho, por situação do registro e motivo, segundo a Classificação Nacional de Atividades Econômicas (CNAE), no Distrito Federal - 2015/2016 **280**

28.2 - Quantidade de acidentes do trabalho, por situação do registro e motivo, segundo os grupos de idade e sexo, no Distrito Federal - 2015/2016 **286**

28.3 - Quantidade mensal de acidentes do trabalho, por situação do registro e motivo, no Distrito Federal - 2015/2016 **287**

Subseção B - Acidentes do Trabalho Liquidados

Capítulo 29 - Brasil e Grandes Regiões

29.1 - Quantidade de acidentes do trabalho liquidados, por consequência, segundo a Classificação Nacional de Atividades Econômicas (CNAE), no Brasil - 2015/2016 **290**

29.2 - Quantidade de acidentes do trabalho liquidados, por consequência, segundo a Classificação Nacional de Atividades Econômicas (CNAE), na Região Norte - 2015/2016 **298**

29.3 - Quantidade de acidentes do trabalho liquidados, por consequência, segundo a Classificação Nacional de Atividades Econômicas (CNAE), na Região Nordeste - 2015/2016 **305**

29.4 - Quantidade de acidentes do trabalho liquidados, por consequência, segundo a Classificação Nacional de Atividades Econômicas (CNAE), na Região Sudeste - 2015/2016 **313**

29.5 - Quantidade de acidentes do trabalho liquidados, por consequência, segundo a Classificação Nacional de Atividades Econômicas (CNAE), na Região Sul - 2015/2016 **321**

29.6 - Quantidade de acidentes do trabalho liquidados, por consequência, segundo a Classificação Nacional de Atividades Econômicas (CNAE), na Região Centro-Oeste - 2015/2016 **329**

29.7 - Quantidade mensal de acidentes do trabalho liquidados, por consequência, no Brasil - 2015/2016 **337**

Capítulo 30 - Rondônia

30.1 - Quantidade de acidentes do trabalho liquidados, por consequência, segundo a Classificação Nacional de Atividades Econômicas (CNAE), no estado de Rondônia - 2015/2016 **338**

30.2 - Quantidade mensal de acidentes do trabalho liquidados, por consequência, no estado de Rondônia - 2015/2016 **343**

Capítulo 31 - Acre

31.1 - Quantidade de acidentes do trabalho liquidados, por consequência, segundo a Classificação Nacional de Atividades Econômicas (CNAE), no estado do Acre - 2015/2016 **344**

31.2 - Quantidade mensal de acidentes do trabalho liquidados, por consequência, no estado do Acre - 2015/2016 **347**

Capítulo 32 - Amazonas

32.1 - Quantidade de acidentes do trabalho liquidados, por consequência, segundo a Classificação Nacional de Atividades Econômicas (CNAE), no estado do Amazonas - 2015/2016 **348**

32.2 - Quantidade mensal de acidentes do trabalho liquidados, por consequência, no estado do Amazonas - 2015/2016 **353**

Capítulo 33 - Roraima

33.1 - Quantidade de acidentes do trabalho liquidados, por consequência, segundo a Classificação Nacional de Atividades Econômicas (CNAE), no estado de Roraima - 2015/2016 **354**

33.2 - Quantidade mensal de acidentes do trabalho liquidados, por consequência, no estado de Roraima - 2015/2016 **357**

Capítulo 34 - Pará

34.1 - Quantidade de acidentes do trabalho liquidados, por consequência, segundo a Classificação Nacional de Atividades Econômicas (CNAE), no estado do Pará - 2015/2016 **358**

34.2 - Quantidade mensal de acidentes do trabalho liquidados, por consequência, no estado do Pará - 2015/2016 **364**

Capítulo 35 - Amapá

35.1 - Quantidade de acidentes do trabalho liquidados, por consequência, segundo a Classificação Nacional de Atividades Econômicas (CNAE), no estado do Amapá - 2015/2016 **365**

35.2 - Quantidade mensal de acidentes do trabalho liquidados, por consequência, no estado do Amapá - 2015/2016 **368**

Capítulo 36 - Tocantins

36.1 - Quantidade de acidentes do trabalho liquidados, por consequência, segundo a Classificação Nacional de Atividades Econômicas (CNAE), no estado de Tocantins - 2015/2016 **369**

36.2 - Quantidade mensal de acidentes do trabalho liquidados, por consequência, no estado de Tocantins - 2015/2016 **373**

Capítulo 37 - Maranhão

37.1 - Quantidade de acidentes do trabalho liquidados, por consequência, segundo a Classificação Nacional de Atividades Econômicas (CNAE), no estado do Maranhão - 2015/2016 **374**

37.2 - Quantidade mensal de acidentes do trabalho liquidados, por consequência, no estado do Maranhão - 2015/2016 **379**

Capítulo 38 - Piauí

38.1 - Quantidade de acidentes do trabalho liquidados, por consequência, segundo a Classificação Nacional de Atividades Econômicas (CNAE), no estado do Piauí - 2015/2016 **380**

38.2 - Quantidade mensal de acidentes do trabalho liquidados, por consequência, no estado do Piauí - 2015/2016 **385**

Capítulo 39 - Ceará

39.1 - Quantidade de acidentes do trabalho liquidados, por consequência, segundo a Classificação Nacional de Atividades Econômicas (CNAE), no estado do Ceará - 2015/2016 **386**

39.2 - Quantidade mensal de acidentes do trabalho liquidados, por consequência, no estado do Ceará - 2015/2016 **392**

Capítulo 40 - Rio Grande do Norte

40.1 - Quantidade de acidentes do trabalho liquidados, por consequência, segundo a Classificação Nacional de Atividades Econômicas (CNAE), no estado do Rio Grande do Norte - 2015/2016 **393**

40.2 - Quantidade mensal de acidentes do trabalho liquidados, por consequência, no estado do Rio Grande do Norte - 2015/2016 **398**

Capítulo 41 - Paraíba

41.1 - Quantidade de acidentes do trabalho liquidados, por consequência, segundo a Classificação Nacional de Atividades Econômicas (CNAE), no estado da Paraíba - 2015/2016 **399**

41.2 - Quantidade mensal de acidentes do trabalho liquidados, por consequência, no estado da Paraíba - 2015/2016 **404**

Capítulo 42 - Pernambuco

42.1 - Quantidade de acidentes do trabalho liquidados, por consequência, segundo a Classificação Nacional de Atividades Econômicas (CNAE), no estado de Pernambuco - 2015/2016 **405**

42.2 - Quantidade mensal de acidentes do trabalho liquidados, por consequência, no estado de Pernambuco - 2015/2016 **412**

Capítulo 43 - Alagoas

43.1 - Quantidade de acidentes do trabalho liquidados, por consequência, segundo a Classificação Nacional de Atividades Econômicas (CNAE), no estado de Alagoas - 2015/2016 **413**

43.2 - Quantidade mensal de acidentes do trabalho liquidados, por consequência, no estado de Alagoas - 2015/2016 **418**

Capítulo 44 - Sergipe

44.1 - Quantidade de acidentes do trabalho liquidados, por consequência, segundo a Classificação Nacional de Atividades Econômicas (CNAE), no estado de Sergipe - 2015/2016 **419**

44.2 - Quantidade mensal de acidentes do trabalho liquidados, por consequência, no estado de Sergipe - 2015/2016 **424**

Capítulo 45 - Bahia

45.1 - Quantidade de acidentes do trabalho liquidados, por consequência, segundo a Classificação Nacional de Atividades Econômicas (CNAE), no estado da Bahia - 2015/2016 **425**

45.2 - Quantidade mensal de acidentes do trabalho liquidados, por consequência, no estado da Bahia - 2015/2016 **432**

Capítulo 46 - Minas Gerais

46.1 - Quantidade de acidentes do trabalho liquidados, por consequência, segundo a Classificação Nacional de Atividades Econômicas (CNAE), no estado de Minas Gerais - 2015/2016 **433**

46.2 - Quantidade mensal de acidentes do trabalho liquidados, por consequência, no estado de Minas Gerais - 2015/2016 **441**

Capítulo 47 - Espírito Santo

47.1 - Quantidade de acidentes do trabalho liquidados, por consequência, segundo a Classificação Nacional de Atividades Econômicas (CNAE), no estado do Espírito Santo - 2015/2016 **442**

47.2 - Quantidade mensal de acidentes do trabalho liquidados, por consequência, no estado do Espírito Santo - 2015/2016 **449**

Capítulo 48 - Rio de Janeiro

48.1 - Quantidade de acidentes do trabalho liquidados, por consequência, segundo a Classificação Nacional de Atividades Econômicas (CNAE), no estado do Rio de Janeiro - 2015/2016 **450**

48.2 - Quantidade mensal de acidentes do trabalho liquidados, por consequência, no estado do Rio de Janeiro - 2015/2016 **458**

Capítulo 49 - São Paulo

49.1 - Quantidade de acidentes do trabalho liquidados, por consequência, segundo a Classificação Nacional de Atividades Econômicas (CNAE), no estado de São Paulo - 2015/2016 **459**

49.2 - Quantidade mensal de acidentes do trabalho liquidados, por consequência, no estado de São Paulo - 2015/2016 **467**

Capítulo 50 - Paraná

50.1 - Quantidade de acidentes do trabalho liquidados, por consequência, segundo a Classificação Nacional de Atividades Econômicas (CNAE), no estado do Paraná - 2015/2016 **468**

50.2 - Quantidade mensal de acidentes do trabalho liquidados, por consequência, no estado do Paraná - 2015/2016 **476**

Capítulo 51 - Santa Catarina

51.1 - Quantidade de acidentes do trabalho liquidados, por consequência, segundo a Classificação Nacional de Atividades Econômicas (CNAE), no estado de Santa Catarina - 2015/2016 **477**

51.2 - Quantidade mensal de acidentes do trabalho liquidados, por consequência, no estado de Santa Catarina - 2015/2016 **485**

Capítulo 52 - Rio Grande do Sul

52.1 - Quantidade de acidentes do trabalho liquidados, por consequência, segundo a Classificação Nacional de Atividades Econômicas (CNAE), no estado do Rio Grande do Sul - 2015/2016 **486**

52.2 - Quantidade mensal de acidentes do trabalho liquidados, por consequência, no estado do Rio Grande do Sul - 2015/2016 **494**

Capítulo 53 - Mato Grosso do Sul

53.1 - Quantidade de acidentes do trabalho liquidados, por consequência, segundo a Classificação Nacional de Atividades Econômicas (CNAE), no estado do Mato Grosso do Sul - 2015/2016 **495**

53.2 - Quantidade mensal de acidentes do trabalho liquidados, por consequência, no estado do Mato Grosso do Sul - 2015/2016 **501**

Capítulo 54 - Mato Grosso

54.1 - Quantidade de acidentes do trabalho liquidados, por consequência, segundo a Classificação Nacional de Atividades Econômicas (CNAE), no estado do Mato Grosso - 2015/2016 **502**

54.2 - Quantidade mensal de acidentes do trabalho liquidados, por consequência, no estado do Mato Grosso - 2015/2016 **508**

Capítulo 55 - Goiás

55.1 - Quantidade de acidentes do trabalho liquidados, por consequência, segundo a Classificação Nacional de Atividades Econômicas (CNAE), no estado de Goiás - 2015/2016 **509**

55.2 - Quantidade mensal de acidentes do trabalho liquidados, por consequência, no estado de Goiás - 2015/2016 **516**

Capítulo 56 - Distrito Federal

56.1 - Quantidade de acidentes do trabalho liquidados, por consequência, segundo a Classificação Nacional de Atividades Econômicas (CNAE), no Distrito Federal - 2015/2016 **517**

56.2 - Quantidade mensal de acidentes do trabalho liquidados, por consequência, no Distrito Federal - 2015/2016 **523**

Subseção C - Acidentes do Trabalho segundo a CID

Capítulo 57 - Brasil e Grandes Regiões

57.1 - Quantidade de acidentes do trabalho, por situação de registro e motivo, segundo os 200 códigos da Classificação Internacional de Doenças - CID-10 mais incidentes, no Brasil - 2014 **526**

57.2 - Quantidade de acidentes do trabalho, por situação de registro e motivo, segundo os 200 códigos da Classificação Internacional de Doenças - CID-10 mais incidentes, no Brasil - 2015 **529**

57.3 - Quantidade de acidentes do trabalho, por situação de registro e motivo, segundo os 200 códigos da Classificação Internacional de Doenças - CID-10 mais incidentes, no Brasil - 2016 **532**

57.4 - Quantidade de acidentes do trabalho, por situação de registro e motivo, segundo os 200 códigos da Classificação Internacional de Doenças - CID-10 mais incidentes, na Região Norte - 2014 **535**

57.5 - Quantidade de acidentes do trabalho, por situação de registro e motivo, segundo os 200 códigos da Classificação Internacional de Doenças - CID-10 mais incidentes, na Região Norte - 2015 **538**

57.6 - Quantidade de acidentes do trabalho, por situação de registro e motivo, segundo os 200 códigos da Classificação Internacional de Doenças - CID-10 mais incidentes, na Região Norte - 2016 **541**

57.7 - Quantidade de acidentes do trabalho, por situação de registro e motivo, segundo os 200 códigos da Classificação Internacional de Doenças - CID-10 mais incidentes, na Região Nordeste - 2014 **544**

57.8 - Quantidade de acidentes do trabalho, por situação de registro e motivo, segundo os 200 códigos da Classificação Internacional de Doenças - CID-10 mais incidentes, na Região Nordeste - 2015 **547**

57.9 - Quantidade de acidentes do trabalho, por situação de registro e motivo, segundo os 200 códigos da Classificação Internacional de Doenças - CID-10 mais incidentes, na Região Nordeste - 2016 **550**

57.10 - Quantidade de acidentes do trabalho, por situação de registro e motivo, segundo os 200 códigos da Classificação Internacional de Doenças - CID-10 mais incidentes, na Região Sudeste - 2014 **553**

57.11 - Quantidade de acidentes do trabalho, por situação de registro e motivo, segundo os 200 códigos da Classificação Internacional de Doenças - CID-10 mais incidentes, na Região Sudeste - 2015 **556**

57.12 - Quantidade de acidentes do trabalho, por situação de registro e motivo, segundo os 200 códigos da Classificação Internacional de Doenças - CID-10 mais incidentes, na Região Sudeste - 2016 **559**

57.13 - Quantidade de acidentes do trabalho, por situação de registro e motivo, segundo os 200 códigos da Classificação Internacional de Doenças - CID-10 mais incidentes, na Região Sul - 2014 **562**

57.14 - Quantidade de acidentes do trabalho, por situação de registro e motivo, segundo os 200 códigos da Classificação Internacional de Doenças - CID-10 mais incidentes, na Região Sul - 2015 **565**

57.15 - Quantidade de acidentes do trabalho, por situação de registro e motivo, segundo os 200 códigos da Classificação Internacional de Doenças - CID-10 mais incidentes, na Região Sul - 2016 **568**

57.16 - Quantidade de acidentes do trabalho, por situação de registro e motivo, segundo os 200 códigos da Classificação Internacional de Doenças - CID-10 mais incidentes, na Região Centro-Oeste - 2014 **571**

57.17 - Quantidade de acidentes do trabalho, por situação de registro e motivo, segundo os 200 códigos da Classificação Internacional de Doenças - CID-10 mais incidentes, na Região Centro-Oeste - 2015 **574**

57.18 - Quantidade de acidentes do trabalho, por situação de registro e motivo, segundo os 200 códigos da Classificação Internacional de Doenças - CID-10 mais incidentes, na Região Centro-Oeste - 2016 **577**

Subseção D - Acidentes do Trabalho segundo o Município

Capítulo 58 - Estatísticas Municipais

58.1 - Estatísticas municipais de acidentes do trabalho, por situação do registro e motivo - 2015/2016 **582**

Seção II - Indicadores de Acidentes do Trabalho

Capítulo 59 - Brasil

59.1 - Indicadores de acidentes do trabalho, segundo a Classificação Nacional de Atividades Econômicas (CNAE), Brasil - 2015 **664**

59.2 - Indicadores de acidentes do trabalho, segundo a Classificação Nacional de Atividades Econômicas (CNAE), Brasil - 2016 **672**

Capítulo 60 - Rondônia

60.1 - Indicadores de acidentes do trabalho, segundo a Classificação Nacional de Atividades Econômicas (CNAE), dos estabelecimentos localizados no estado de Rondônia - 2015 **680**

60.2 - Indicadores de acidentes do trabalho, segundo a Classificação Nacional de Atividades Econômicas (CNAE), dos estabelecimentos localizados no estado de Rondônia - 2016 **684**

Capítulo 61 - Acre

61.1 - Indicadores de acidentes do trabalho, segundo a Classificação Nacional de Atividades Econômicas (CNAE), dos estabelecimentos localizados no estado do Acre - 2015 **687**

61.2 - Indicadores de acidentes do trabalho, segundo a Classificação Nacional de Atividades Econômicas (CNAE), dos estabelecimentos localizados no estado do Acre - 2016 **689**

Capítulo 62 - Amazonas

62.1 - Indicadores de acidentes do trabalho, segundo a Classificação Nacional de Atividades Econômicas (CNAE), dos estabelecimentos localizados no estado do Amazonas - 2015 **691**

62.2 - Indicadores de acidentes do trabalho, segundo a Classificação Nacional de Atividades Econômicas (CNAE), dos estabelecimentos localizados no estado do Amazonas - 2016 **696**

Capítulo 63 - Roraima

63.1 - Indicadores de acidentes do trabalho, segundo a Classificação Nacional de Atividades Econômicas (CNAE), dos estabelecimentos localizados no estado de Roraima - 2015 **700**

63.2 - Indicadores de acidentes do trabalho, segundo a Classificação Nacional de Atividades Econômicas (CNAE), dos estabelecimentos localizados no estado de Roraima - 2016 **701**

Capítulo 64 - Pará

64.1 - Indicadores de acidentes do trabalho, segundo a Classificação Nacional de Atividades Econômicas (CNAE), dos estabelecimentos localizados no estado do Pará - 2015 **703**

64.2 - Indicadores de acidentes do trabalho, segundo a Classificação Nacional de Atividades Econômicas (CNAE), dos estabelecimentos localizados no estado do Pará - 2016 **707**

Capítulo 65 - Amapá

65.1 - Indicadores de acidentes do trabalho, segundo a Classificação Nacional de Atividades Econômicas (CNAE), dos estabelecimentos localizados no estado do Amapá - 2015 **711**

65.2 - Indicadores de acidentes do trabalho, segundo a Classificação Nacional de Atividades Econômicas (CNAE), dos estabelecimentos localizados no estado do Amapá - 2016 **713**

Capítulo 66 - Tocantins

66.1 - Indicadores de acidentes do trabalho, segundo a Classificação Nacional de Atividades Econômicas (CNAE), dos estabelecimentos localizados no estado de Tocantins - 2015 **715**

66.2 - Indicadores de acidentes do trabalho, segundo a Classificação Nacional de Atividades Econômicas (CNAE), dos estabelecimentos localizados no estado de Tocantins - 2016 **718**

Capítulo 67 - Maranhão

67.1 - Indicadores de acidentes do trabalho, segundo a Classificação Nacional de Atividades Econômicas (CNAE), dos estabelecimentos localizados no estado do Maranhão - 2015 **722**

67.2 - Indicadores de acidentes do trabalho, segundo a Classificação Nacional de Atividades Econômicas (CNAE), dos estabelecimentos localizados no estado do Maranhão - 2016 **727**

Capítulo 68 - Piauí

68.1 - Indicadores de acidentes do trabalho, segundo a Classificação Nacional de Atividades Econômicas (CNAE), dos estabelecimentos localizados no estado do Piauí - 2015 **732**

68.2 - Indicadores de acidentes do trabalho, segundo a Classificação Nacional de Atividades Econômicas (CNAE), dos estabelecimentos localizados no estado do Piauí - 2016 **736**

Capítulo 69 - Ceará

69.1 - Indicadores de acidentes do trabalho, segundo a Classificação Nacional de Atividades Econômicas (CNAE), dos estabelecimentos localizados no estado do Ceará - 2015 **740**

69.2 - Indicadores de acidentes do trabalho, segundo a Classificação Nacional de Atividades Econômicas (CNAE), dos estabelecimentos localizados no estado do Ceará - 2016 **746**

Capítulo 70 - Rio Grande do Norte

70.1 - Indicadores de acidentes do trabalho, segundo a Classificação Nacional de Atividades Econômicas (CNAE), dos estabelecimentos localizados no estado do Rio Grande do Norte - 2015 **752**

70.2 - Indicadores de acidentes do trabalho, segundo a Classificação Nacional de Atividades Econômicas (CNAE), dos estabelecimentos localizados no estado do Rio Grande do Norte - 2016 **757**

Capítulo 71 - Paraíba

71.1 - Indicadores de acidentes do trabalho, segundo a Classificação Nacional de Atividades Econômicas (CNAE), dos estabelecimentos localizados no estado da Paraíba - 2015 **762**

71.2 - Indicadores de acidentes do trabalho, segundo a Classificação Nacional de Atividades Econômicas (CNAE), dos estabelecimentos localizados no estado da Paraíba - 2016 **767**

Capítulo 72 - Pernambuco

72.1 - Indicadores de acidentes do trabalho, segundo a Classificação Nacional de Atividades Econômicas (CNAE), dos estabelecimentos localizados no estado de Pernambuco - 2015 **772**

72.2 - Indicadores de acidentes do trabalho, segundo a Classificação Nacional de Atividades Econômicas (CNAE), dos estabelecimentos localizados no estado de Pernambuco - 2016 **779**

Capítulo 73 - Alagoas

73.1 - Indicadores de acidentes do trabalho, segundo a Classificação Nacional de Atividades Econômicas (CNAE), dos estabelecimentos localizados no estado de Alagoas - 2015 **786**

73.2 - Indicadores de acidentes do trabalho, segundo a Classificação Nacional de Atividades Econômicas (CNAE), dos estabelecimentos localizados no estado de Alagoas - 2016 **790**

Capítulo 74 - Sergipe

74.1 - Indicadores de acidentes do trabalho, segundo a Classificação Nacional de Atividades Econômicas (CNAE), dos estabelecimentos localizados no estado de Sergipe - 2015 **795**

74.2 - Indicadores de acidentes do trabalho, segundo a Classificação Nacional de Atividades Econômicas (CNAE), dos estabelecimentos localizados no estado de Sergipe - 2016 **798**

Capítulo 75 - Bahia

75.1 - Indicadores de acidentes do trabalho, segundo a Classificação Nacional de Atividades Econômicas (CNAE), dos estabelecimentos localizados no estado da Bahia - 2015 **801**

75.2 - Indicadores de acidentes do trabalho, segundo a Classificação Nacional de Atividades Econômicas (CNAE), dos estabelecimentos localizados no estado da Bahia - 2016 **807**

Capítulo 76 - Minas Gerais

76.1 - Indicadores de acidentes do trabalho, segundo a Classificação Nacional de Atividades Econômicas (CNAE), dos estabelecimentos localizados no estado de Minas Gerais - 2015 **813**

76.2 - Indicadores de acidentes do trabalho, segundo a Classificação Nacional de Atividades Econômicas (CNAE), dos estabelecimentos localizados no estado de Minas Gerais - 2016 **820**

Capítulo 77 - Espírito Santo

77.1 - Indicadores de acidentes do trabalho, segundo a Classificação Nacional de Atividades Econômicas (CNAE), dos estabelecimentos localizados no estado do Espírito Santo - 2015 **827**

77.2 - Indicadores de acidentes do trabalho, segundo a Classificação Nacional de Atividades Econômicas (CNAE), dos estabelecimentos localizados no estado do Espírito Santo - 2016 **832**

Capítulo 78 - Rio de Janeiro

78.1 - Indicadores de acidentes do trabalho, segundo a Classificação Nacional de Atividades Econômicas (CNAE), dos estabelecimentos localizados no estado do Rio de Janeiro - 2015 **837**

78.2 - Indicadores de acidentes do trabalho, segundo a Classificação Nacional de Atividades Econômicas (CNAE), dos estabelecimentos localizados no estado do Rio de Janeiro - 2016 **844**

Capítulo 79 - São Paulo

79.1 - Indicadores de acidentes do trabalho, segundo a Classificação Nacional de Atividades Econômicas (CNAE), dos estabelecimentos localizados no estado de São Paulo - 2015 **851**

79.2 - Indicadores de acidentes do trabalho, segundo a Classificação Nacional de Atividades Econômicas (CNAE), dos estabelecimentos localizados no estado de São Paulo - 2016 **859**

Capítulo 80 - Paraná

80.1 - Indicadores de acidentes do trabalho, segundo a Classificação Nacional de Atividades Econômicas (CNAE), dos estabelecimentos localizados no estado do Paraná - 2015 **867**

80.2 - Indicadores de acidentes do trabalho, segundo a Classificação Nacional de Atividades Econômicas (CNAE), dos estabelecimentos localizados no estado do Paraná - 2016 **874**

Capítulo 81 - Santa Catarina

81.1 - Indicadores de acidentes do trabalho, segundo a Classificação Nacional de Atividades Econômicas (CNAE), dos estabelecimentos localizados no estado de Santa Catarina - 2015 **881**

81.2 - Indicadores de acidentes do trabalho, segundo a Classificação Nacional de Atividades Econômicas (CNAE), dos estabelecimentos localizados no estado de Santa Catarina - 2016 **887**

Capítulo 82 - Rio Grande do Sul

82.1 - Indicadores de acidentes do trabalho, segundo a Classificação Nacional de Atividades Econômicas (CNAE), dos estabelecimentos localizados no estado do Rio Grande do Sul - 2015 **894**

82.2 - Indicadores de acidentes do trabalho, segundo a Classificação Nacional de Atividades Econômicas (CNAE), dos estabelecimentos localizados no estado do Rio Grande do Sul - 2016 **901**

Capítulo 83 - Mato Grosso do Sul

83.1 - Indicadores de acidentes do trabalho, segundo a Classificação Nacional de Atividades Econômicas (CNAE), dos estabelecimentos localizados no estado do Mato Grosso do Sul - 2015 **908**

83.2 - Indicadores de acidentes do trabalho, segundo a Classificação Nacional de Atividades Econômicas (CNAE), dos estabelecimentos localizados no estado do Mato Grosso do Sul - 2016 **912**

Capítulo 84 - Mato Grosso

84.1 - Indicadores de acidentes do trabalho, segundo a Classificação Nacional de Atividades Econômicas (CNAE), dos estabelecimentos localizados no estado do Mato Grosso - 2015 **916**

84.2 - Indicadores de acidentes do trabalho, segundo a Classificação Nacional de Atividades Econômicas (CNAE), dos estabelecimentos localizados no estado do Mato Grosso - 2016 **920**

Capítulo 85 - Goiás

85.1 - Indicadores de acidentes do trabalho, segundo a Classificação Nacional de Atividades Econômicas (CNAE), dos estabelecimentos localizados no estado de Goiás - 2015 **924**

85.2 - Indicadores de acidentes do trabalho, segundo a Classificação Nacional de Atividades Econômicas (CNAE), dos estabelecimentos localizados no estado de Goiás - 2016 **929**

Capítulo 86 - Distrito Federal

86.1 - Indicadores de acidentes do trabalho, segundo a Classificação Nacional de Atividades Econômicas (CNAE), dos estabelecimentos localizados no Distrito Federal - 2015 **935**

86.2 - Indicadores de acidentes do trabalho, segundo a Classificação Nacional de Atividades Econômicas (CNAE), dos estabelecimentos localizados no Distrito Federal - 2016 **939**

Lista de Gráficos

Seção I - Estatísticas de Acidentes do Trabalho

Subseção A - Acidentes do Trabalho

Capítulo 1 - Brasil E Grandes Regiões

Distribuição de Acidentes do Trabalho, por Motivo, no Brasil - 2016 ***68***

Capítulo 2 - Rondônia

Distribuição de Acidentes do Trabalho, por Motivo, no Estado de Rondônia - 2016 ***76***

Capítulo 3 - Acre

Distribuição de Acidentes do Trabalho, por Motivo, no Estado do Acre - 2016 ***82***

Capítulo 4 - Amazonas

Distribuição de Acidentes do Trabalho, por Motivo, no Estado do Amazonas - 2016 ***90***

Capítulo 5 - Roraima

Distribuição de Acidentes do Trabalho, por Motivo, no Estado de Roraima - 2016 ***96***

Capítulo 6 - Pará

Distribuição de Acidentes do Trabalho, por Motivo, no Estado do Pará - 2016 ***105***

Capítulo 7 - Amapá

Distribuição de Acidentes do Trabalho, por Motivo, no Estado do Amapá - 2016 ***111***

Capítulo 8 - Tocantins

Distribuição de Acidentes do Trabalho, por Motivo, no Estado de Tocantins - 2016 ***117***

Capítulo 9 - Maranhão

Distribuição de Acidentes do Trabalho, por Motivo, no Estado do Maranhão - 2016 ***124***

Capítulo 10 - Piauí

Distribuição de Acidentes do Trabalho, por Motivo, no Estado do Piauí - 2016 ***131***

Capítulo 11 - Ceará

Distribuição de Acidentes do Trabalho, por Motivo, no Estado do Ceará - 2016 **139**

Capítulo 12 - Rio Grande do Norte

Distribuição de Acidentes do Trabalho, por Motivo, no Estado do Rio Grande do Norte - 2016 **147**

Capítulo 13 - Paraíba

Distribuição de Acidentes do Trabalho, por Motivo, no Estado da Paraíba - 2016 **154**

Capítulo 14 - Pernambuco

Distribuição de Acidentes do Trabalho, por Motivo, no Estado de Pernambuco - 2016 **163**

Capítulo 15 - Alagoas

Distribuição de Acidentes do Trabalho, por Motivo, no Estado de Alagoas - 2016 **170**

Capítulo 16 - Sergipe

Distribuição de Acidentes do Trabalho, por Motivo, no Estado de Sergipe - 2016 **177**

Capítulo 17 - Bahia

Distribuição de Acidentes do Trabalho, por Motivo, no Estado da Bahia - 2016 **186**

Capítulo 18 - Minas Gerais

Distribuição de Acidentes do Trabalho, por Motivo, no Estado de Minas Gerais - 2016 **196**

Capítulo 19 - Espírito Santo

Distribuição de Acidentes do Trabalho, por Motivo, no Estado do Espírito Santo - 2016 **204**

Capítulo 20 - Rio de Janeiro

Distribuição de Acidentes do Trabalho, por Motivo, no Estado do Rio de Janeiro - 2016 **214**

Capítulo 21 - São Paulo

Distribuição de Acidentes do Trabalho, por Motivo, no Estado de São Paulo - 2016 **224**

Capítulo 22 - Paraná

Distribuição de Acidentes do Trabalho, por Motivo, no Estado do Paraná - 2016 **234**

Capítulo 23 - Santa Catarina

Distribuição de Acidentes do Trabalho, por Motivo, no Estado de Santa Catarina - 2016 **244**

Capítulo 24 - Rio Grande do Sul

Distribuição de Acidentes do Trabalho, por Motivo, no Estado do Rio Grande do Sul - 2016 **254**

Capítulo 25 - Mato Grosso do Sul

Distribuição de Acidentes do Trabalho, por Motivo, no Estado do Mato Grosso do Sul - 2016 **262**

Capítulo 26 - Mato Grosso

Distribuição de Acidentes do Trabalho, por Motivo, no Estado do Mato Grosso - 2016 **270**

Capítulo 27 - Goiás

Distribuição de Acidentes do Trabalho, por Motivo, no Estado de Goiás - 2016 **279**

Capítulo 28 - Distrito Federal

Distribuição de Acidentes do Trabalho, por Motivo, no Distrito Federal - 2016 **287**

Subseção B - Acidentes do Trabalho Liquidados

Capítulo 29 - Brasil e Grandes Regiões

Distribuição de Acidentes do Trabalho Liquidados, por Consequência, no Brasil - 2016 **337**

Capítulo 30 - Rondônia

Distribuição de Acidentes do Trabalho Liquidados, por Consequência, no Estado de Rondônia - 2016 **343**

Capítulo 31 - Acre

Distribuição de Acidentes do Trabalho Liquidados, por Consequência, no Estado do Acre - 2016 **347**

Capítulo 32 - Amazonas

Distribuição de Acidentes do Trabalho Liquidados,por Consequência, no Estado do Amazonas - 2016 **353**

Capítulo 33 - Roraima

Distribuição de Acidentes do Trabalho Liquidados, por Consequência, no Estado de Roraima - 2016 **357**

Capítulo 34 - Pará

Distribuição de Acidentes do Trabalho Liquidados, por Consequência, no Estado do Pará - 2016 **364**

Capítulo 35 - Amapá

Distribuição de Acidentes do Trabalho Liquidados, por Consequência, no Estado do Amapá - 2016 **368**

Capítulo 36 - Tocantins

Distribuição de Acidentes do Trabalho Liquidados, por Consequência, no Estado de Tocantins - 2016 **373**

Capítulo 37 - Maranhão

Distribuição de Acidentes do Trabalho Liquidados, por Consequência, no Estado do Maranhão - 2016 **379**

Capítulo 38 - Piauí

Distribuição de Acidentes do Trabalho Liquidados, por Consequência, no Estado do Piauí - 2016 **385**

Capítulo 39 - Ceará

Distribuição de Acidentes do Trabalho Liquidados, por Consequência, no Estado do Ceará - 2016 **392**

Capítulo 40 - Rio Grande do Norte

Distribuição de Acidentes do Trabalho Liquidados, por Consequência, no Estado do Rio Grande do Norte - 2016 **398**

Capítulo 41 - Paraíba

Distribuição de Acidentes do Trabalho Liquidados, por Consequência, no Estado da Paraíba - 2016 **404**

Capítulo 42 - Pernambuco

Distribuição de Acidentes do Trabalho Liquidados, por Consequência, no Estado de Pernambuco - 2016 **412**

Capítulo 43 - Alagoas

Distribuição de Acidentes do Trabalho Liquidados, por Consequência, no Estado de Alagoas - 2016 **418**

Capítulo 44 - Sergipe

Distribuição de Acidentes do Trabalho Liquidados, por Consequência, no Estado de Sergipe - 2016 **424**

Capítulo 45 - Bahia

Distribuição de Acidentes do Trabalho Liquidados, por Consequência, no Estado da Bahia - 2016 **432**

Capítulo 46 - Minas Gerais

Distribuição de Acidentes do Trabalho Liquidados, por Consequência, no Estado de Minas Gerais - 2016 **441**

Capítulo 47 - Espírito Santo

Distribuição de Acidentes do Trabalho Liquidados, por Consequência, no Estado do Espírito Santo - 2016 **449**

Capítulo 48 - Rio de Janeiro

Distribuição de Acidentes do Trabalho Liquidados, por Consequência, no Estado do Rio de Janeiro - 2016 **458**

Capítulo 49 - São Paulo

Distribuição de Acidentes do Trabalho Liquidados, por Consequência, no Estado de São Paulo - 2016 **467**

Capítulo 50 - Paraná

Distribuição de Acidentes do Trabalho Liquidados, por Consequência, no Estado do Paraná - 2016 **476**

Capítulo 51 - Santa Catarina

Distribuição de Acidentes do Trabalho Liquidados, por Consequência, no Estado de Santa Catarina - 2016 **485**

Capítulo 52 - Rio Grande do Sul

Distribuição de Acidentes do Trabalho Liquidados, por Consequência, no Estado do Rio Grande do Sul - 2016 **494**

Capítulo 53 - Mato Grosso do Sul

Distribuição de Acidentes do Trabalho Liquidados, por Consequência, no Estado do Mato Grosso do Sul - 2016 **501**

Capítulo 54 - Mato Grosso

Distribuição de Acidentes do Trabalho Liquidados, por Consequência, no Estado do Mato Grosso - 2016 **508**

Capítulo 55 - Goiás

Distribuição de Acidentes do Trabalho Liquidados, por Consequência, no Estado de Goiás - 2016 **516**

Capítulo 56 - Distrito Federal

Distribuição de Acidentes do Trabalho Liquidados, por Consequência, no Distrito Federal - 2016 **523**

Secretaria Previdência
Subsecretaria do Regime Geral de Previdência Social
Coordenação-Geral de Estatística, Demografia e Atuária
Esplanada dos Ministérios, Bloco. F, 7º andar, Sala 741,
CEP 70059-900, Brasília-DF
Tel.: (61) 2021-5115
Fax: (61) 2021-5020
www.previdencia.gov.br

SECRETARIA DE **PREVIDÊNCIA**

MINISTÉRIO DA **FAZENDA**

BRASIL
GOVERNO FEDERAL