


## ビザオンライン申請のご案内

 BRAZIL


Services

Participate


Information access

Legislation

Information channels



Ministério das Relações Exteriores



- Português (Brasil)
- Português (Brasil)
- English
- Français
- Deutsch
- Español

A+

A-


C


言語を選択


選択された言語によって日付の入力順は異なります


英語の場合: 月・日・年の順で入力


その他の場合: 日・月・年の順で入力

 PASSAPORTE

 VISTO

 Consultar Situação

 Continuar Preenchimento

 Reimprimir Recibo de Entrega

SUBSECRETARIA-GERAL DAS COMUNIDADES BRASILEIRAS NO EXTERIOR | COORDENAÇÃO-GERAL DE PLANEJAMENTO E INTEGRAÇÃO CONSULAR

SCI.ng - Sistema Consular Integrado • NOVA GERAÇÃO - Versão: 1.5.2.9



BRAZIL

Services

Participate

Information access

Legislation

Information channels



# Ministério das Relações Exteriores



English

A+

A-

C



**PASSPORT**

クリック



**VISA**



Check  
Status



Update Visa  
Request Form



Print Form  
Delivery Receipt



## BRAZILIAN VISA APPLICATION FORM – GENERAL INFORMATION

総合案内を必ずお読みください

- ・ アップロードに関しては“画像アップロード方法のご案内”をご覧ください。
- ・ 書類等に関しては当館のホームページをご覧ください。

- 1 You can upload a digital copy of your photo, signature and other documents to your application process.
- 2 The completion of the Application Form is the first step of the application process.
- 3 After you submit your application, a Receipt is generated. The Receipt must be printed and signed by the applicant, and the original documentation must be presented at the Brazilian Consulate where your visa application will be processed within 90 days.
- 4 To start a new Visa Application, click on the button "Start New Application" on the bottom of this page.
- 5 To continue an application previously saved or to retrieve and change an already completed application, click on the button "Continue Application".

### COMPLETION OF THE FORM

#### INITIAL STEPS

- 1 The Application Form must be completed exclusively online.

- 2 Make sure you have your personal documents at hand.
- 3 Please note that some of the fields of the Application Form are mandatory.
- 4 Please note that the upload of your photo is mandatory.
- 5 After the completion of the Form, click on "Complete Application" to receive an application number.
- 6 Print and sign the Receipt.
- 7 Even if your photo has been uploaded to the Application Form, you must provide a printed copy of it. Glue your photo in the corresponding field of the printed Receipt. Follow the ICAO standards (see instructions below).
- 8 Bring or send the printed Receipt, along with the original documentation, to the Brazilian Consulate where your Visa Application will be processed.

Every Brazilian Consulate has its own workflow. For any questions regarding fees and payment methods, as well as types of service offered, please contact the Brazilian Consulate where your Visa Application will be processed.  
Visa fees are not refundable.

#### AT THE CONSULATE

- 1 Hand the printed Receipt to the Consular Agent, along with the original required documentation.
- 2 After checking all the information and processing your Application Form, the Consular Agent will collect payment and provide a confirmation of delivery.

#### ICAO STANDARD PHOTOGRAPH SPECIFICATIONS:

---

- 1 The photograph must be taken from the front, against white background.

- 2 The applicant's face and shoulders must be centralized on the camera and he or she must be looking into the camera.
- 3 No reflections, shadows or glares are accepted in the picture.
- 4 The applicant shall provide neutral face and the eyes must be open and visible.
- 5 If you wear glasses, the lenses may not reflect the ambient light or the camera. Dark glasses or nonprescription glasses with tinted lenses, or thick frames, are not acceptable.
- 6 Headgear or hats are not acceptable, except when used for religious reasons. They can not, however, prevent a perfect view of the face of the applicant.
- 7 Children can not appear with toys, pacifiers, or hands of people holding them.
- 8 Click here to view the [examples of photographs in the pattern required](#).

#### ^ TERMS AND VALIDITY

- 1 The type of visa that apply to your case will be determined by the Consular Authority, based on the information provided.
- 2 Processing time may vary and will be determined by the Consular Authority.
- 3 Please check with the Brazilian Consulate where your application will be processed for any additional information.

To start a new application, click the button: **Start New Application**

To continue an application previously saved or to change an already completed application, click on the button: **Continue Application**.

クリック

RETURN

START NEW APPLICATION

CONTINUE APPLICATION

# BRAZILIAN VISA APPLICATION FORM

1

General Data

2

3

4

5

6

## IDENTIFICATION DATA

申請者情報

First Name \* 名

Taro

Last Name \* 姓

Momo

☐ Last Name Unknown

Birth Date \* 生年月日(月・日・年の順で入力)

02/21/1950

Marital Status \*

Select  
Select  
Divorced  
Married  
Separated  
Single  
Stable Union  
Widow

離婚  
既婚  
別居  
未婚  
合意婚  
死別

Sex \*

☒ Male ☐ Female

男性 女性

Do you have former names (i.e. surname at birth)?

☒ Yes ☐ No

クリック後、選択

クリック後、選択

PLACE OF BIRTH 出生地

Country \* 国名を選択

Japan

State/Province 県名

Okayama-ken

City \* 市町村名

Kurashiki-shi

The list of countries above does not imply recognition, by the Federative Republic of Brazil, either of the name or of the legal status of each of the countries listed.

NATIONALITY 国籍

Do you have Brazilian nationality? \* ブラジル国籍を持っていますか。

☒ Yes ☐ No

Do you have other nationality(ies)? \* 他の国籍を持っていますか。

☒ Yes ☐ No

生存にかかわらず必ず入力

PARENTS 両親

Mother's Data 母親の情報

☐ Not Informed

First Name \* 名

Hanako

Last Name \* 姓

Momo

☐ Last Name Unknown

Country Of Birth 出生国を選択

Japan

Birth Date 生年月日は必須項目ではありません

クリック後、選択



① The list of countries above does not imply recognition, by the Federative Republic of Brazil, either of the name or of the legal status of each of the countries listed.

Country

Brazil  
Afghanistan  
Albania  
Algeria  
Andorra  
Angola

Nationalities



① The list of countries above does not imply recognition, by the Federative Republic of Brazil, either of the name or of the legal status of each of the countries listed.

#### Father's Data 父親の情報

☐ Not Informed

First Name \* 名

Jiro

Last Name \* 姓

Momo

☐ Last Name Unknown

Country Of Birth 出生国を選択

Japan

Birth Date 生年月日は必須項目ではありません



クリック後、選択



① The list of countries above does not imply recognition, by the Federative Republic of Brazil, either of the name or of the legal status of each of the countries listed.

Country

Brazil
Afghanistan
Albania
Algeria
Andorra
Angola

Nationalities

--

① The list of countries above does not imply recognition, by the Federative Republic of Brazil, either of the name or of the legal status of each of the countries listed.

Data of Legal Representative

☒ Not Informed

First Name \*


Last Name \*

☐ Last Name Unknown

Country Of Birth

Select	▼
--------	---

Birth Date

mm/dd/yyyy	
------------	-------------------------------------------------------------------------------------

クリック

① The list of countries above does not imply recognition, by the Federative Republic of Brazil, either of the name or of the legal status of each of the countries listed.

RETURN TO INITIAL PAGE

RETURN

SAVE

NEXT

## BRAZILIAN VISA APPLICATION FORM

1 2 Visa Data 3 4 5 6

クリック後、選択

### OBJECTIVE OF TRIP

渡航目的

Main Purpose Of Your Trip \*

渡航の主な目的

Select

Additional Objectives

### PLANNED STAY

滞在予定期間

Type of Period \*

☐ Until (mm/dd/yyyy)

☒ For

Period \* 滞在期間

1

Unit of Time \*

単位

Month(s)

### PREVIOUS STAY

Have You Ever Been To Brazil? \*

以前ブラジルに入国したことがありますか。

☐ Yes

☐ No

Code for Recovery of Application: **F5R0GJJZOW**

Select

BUSINESS

TOURISM

ADOPTION

CULTURAL / SCIENTIFIC PROGRAMMES

DEPENDENT OF PARTICIPANT IN MIN. HEALTH MEDICAL EXCHANGE PROGRAM

DIPLOMATIC MISSION

HEALTH TREATMENT

JOURNALISM

MEDIA CORRESPONDENT

OFFICIAL MISSION

OFFICIAL MISSION

Others

PARTICIPANT IN MIN. HEALTH MEDICAL EXCHANGE PROGRAM

PERMANENT VISA

PROGRAMA FULBRIGHT

RELIGIOUS MISSIONARY

RESEARCH ACTIVITIES

RJO 2016 - DEPENDENT OF PROFESSIONAL WITH OR WITHOUT WORK PERMIT.

RJO 2016 - OLYMPIC AND PARALYMPIC FAMILY/ATHLETES/ACCREDITED VOLUNTEERS.

RJO 2016 - PRESS OR BUSINESS.

RJO 2016 - PROFESSIONAL WITH OR WITHOUT WORK PERMIT.

RJO 2016 - SEAMEN IN VESSELS CHARTERED BY THE RJO 2016 COMMITTEE.

RJO 2016 - SPECTATORS.

RJO 2016 - VOLUNTÁRIO ESTRANGEIRO

SEMINARS OR CONFERENCES

SPORT AND/OR ARTISTIC ACTIVITIES

STUDIES

TECHNICAL ASSISTANCE OR TECHNOLOGY TRANSFER

TEMPORARY RESIDENCE VISA

TRANSIT

VISIT AREAS INHABITED BY INDIGENOUS POPULATIONS

VOLUNTEER

WORK

WORKING HOLIDAY (NEW ZEALAND)

EXHIBITION OF TRAVEL DOCUMENT

書類の提出方法

How the exhibition of this document will be made? \*

Select

Select

By Mail or by Courier

By Third Parties 代理

In Person 本人

クリック後、選択

RETURN TO INITIAL PAGE

BACK

SAVE

NEXT

クリック

## BRAZILIAN VISA APPLICATION FORM

1 2 3 Documents 4 5 6

クリック後、選択

Code for Recovery of Application: **F5R0GJJZOW**

### TRAVEL DOCUMENT

旅券

☐ Unknown

Type Of Travel Document \*

旅券の種類

Passport

Number \*

旅券番号

MM0000000

Issued by \*

発行国

Japan

Date Of Issue \*

発行年月日

12/25/2016

Date Of Expiry \*

有効期間満了日

12/25/2026

☐ Undetermined Date of Expiration

### OTHER DOCUMENT

☐ Unknown

その他身分証明書を提出しない場合、“Unknown” 枠をチェックする

Name \*

Number \*

Date Of Expiry

mm/dd/yyyy

RETURN TO INITIAL PAGE

BACK

SAVE

NEXT

クリック

## BRAZILIAN VISA APPLICATION FORM

1

2

3

4

Professional Data

5

6

### PROFESSION OR OCCUPATION 職業

Code for Recovery of Application: **F5R0GJJZOW**

Profession or Occupation 職業を入力

クリック後、選択

### EMPLOYER/UNIVERSITY/SCHOOL/ORGANIZATION DATA

雇用主、大学、学校、団体の情報

所属先名（学生の場合は学校名）

Name Of Employer/College/School

Country 国名

State/Province 県名

① The list of countries above does not imply recognition, by the Federative Republic of Brazil, either of the name or of the legal status of each of the countries listed.

City 市町村名

Address 住所

Zip Code 郵便局

E-Mail メールアドレス

Telephone 電話番号

RETURN TO INITIAL PAGE

BACK

SAVE

NEXT

クリック

## BRAZILIAN VISA APPLICATION FORM

1

2

3

4

5

Contacts

6

### CONTACT INFORMATION

連絡先

クリック後、選択

Code for Recovery of Application: **FSR0GJJZOW**

Type of Means of Contact \* 連絡手段

Select

Contents \*



INCLUDE OTHER MEANS OF CONTACT

その他連絡先の追加

### PERMANENT ADDRESS

住所

Country \* 国名

Select

State/Province 県名

City \* 市町村名

① The list of countries above does not imply recognition, by the Federative Republic of Brazil, either of the name or of the legal status of each of the countries listed.

Address \* 現住所

Zip Code 郵便番号

Is this the address for correspondence? \*

☐ Yes

☒ No

郵便物受け取り可能な住所ですか。

OTHER ADDRESSES 住所の追加

INCLUDE OTHER ADDRESSES

CONTACT IN BRAZIL ブラジルの連絡先

☐ Not Informed

1ª Pessoa a Contatar

Name \* 名前（ホテル名、友人名等）

Country \* 国名

State/Province \* 県名

City \* 市町村名

① The list of countries above does not imply recognition, by the Federative Republic of Brazil, either of the name or of the legal status of each of the countries listed.

Address \* 住所

Zip Code 郵便番号

Contact Information 連絡手段

Type of Means of Contact \*

Contents \*

Relationship \* 関係

Select	
Select	
Co-worker	同僚
Friend	友人
Neighbor	隣人
Others	その他
Relative	身内

クリック後、選択



[+ INCLUDE OTHER MEANS OF CONTACT](#)

[INCLUDE OTHER CONTACT](#)

[RETURN TO INITIAL PAGE](#)

[BACK](#)

[SAVE](#)

[NEXT](#)

クリック

## BRAZILIAN VISA APPLICATION FORM

1 2 3 4 5 6 Biometric Data and Scanned Documents

^ FOTOGRAFIA 写真

Code for Recovery of Application: **F5R0GJJZOW**

CHOOSE FILE

① Only JPG/JPEG, GIF and PNG files are accepted. , **with minimum dimensions of 431x531 pixels for photo.** The file shall not have more than 300KB.

^ ASSINATURA サイン

CHOOSE FILE

① Only JPG/JPEG, GIF and PNG files are accepted. , **with minimum dimensions of 420x240 pixels for signature.** The file shall not have more than 300KB.

\* 写真のアップロードは必須項目であり、アップロードされないと申請書の完了ができません。

\* サインのアップロードについては、申請書のサインをスキャンする必要があるため、申請書を印刷してからアップロードすることになります。

クリック後、選択

書類のアップロード

#### SCANNED DOCUMENTS

Select the type of scanned document \*

Select

① Only PDF, JPG/JPEG, GIF, PNG and BMP files are accepted.

☒ I hereby declare that the information included in the form is true.

クリック

Select

- Air Ticket
- Autorização de Concessão de Doc. de Viagem para Menores
- Birth Certificate
- Brazilian Foreigner Registration (RNE)
- Comprovante de Pagamento/Money Order
- CPF
- Criminal Records
- Driver's License
- Entity Letter
- Extrato Bancário
- Identity Card
- Invitation Letter
- Itinerary
- Laissez-Passer
- Marriage Certificate
- Other
- Passport
- Protocolo de Refúgio
- Verbal Note

0,00% - 0 / 2097152 bytes

RETURN TO INITIAL PAGE

BACK

SAVE

COMPLETE APPLICATION

クリック

## BRAZILIAN VISA APPLICATION FORM

 Filling out of application successfully finalized. 

Please print the Receipt, glue your photo in the corresponding field and sign it.

The printed Receipt, along with the original documentation, must be presented at the Brazilian Consulate where your application will be processed within 90 days. After 90 days, the current application will be deleted.

RETURN

申請書（**RER**）を印刷

PRINT DELIVERY RECEIPT

クリック

## BRAZILIAN VISA APPLICATION FORM

 Inclusão realizada com sucesso. 

The system generated the Code for Retrieving the Application below for your application. This code is unique for each new application started, i.e., it will only be generated at the beginning of the process.

At any time you can save the application and, if you wish, you can continue it later.

申請書の復元コードをお控えください。申請内容を訂正・追加する際に必要になります。

### RECOVERY DATA

**Code for Recovery of Application**

Write it down and keep it in a safe place since, for changing an application saved or finalized, it will be mandatory to be informed.

To proceed, enter the sequence of characters from the image displayed below.

If you cannot identify the characters, click on the image to generate another sequence.

Inform characters. (Case sensitive) \*



表示されている英数字文字列を入力力  
(大文字、小文字が区別されます)

クリック

RETURN

CONTINUE




**MINISTÉRIO DAS RELAÇÕES EXTERIORES – MRE**

**RECIBO DE ENTREGA DE REQUERIMENTO - RER**



**Cole sua  
foto aqui**

(Photo)



ASSINATURA REQUERENTE / RESPONSÁVEL  
(SIGNATURE OF APPLICANT)



**PROTOCOLO NÚMERO: 170214-502660**  
(APPLICATION NUMBER)



**CÓDIGO RECUPERAÇÃO: F5R0GJJZOW**  
(RETRIEVAL CODE)

**DATA DE VALIDADE: 15/05/2017**  
(EXPIRATION DATE - DD/MM/YYYY)

**DOCUMENTO SOLICITADO: VISA**  
(DOCUMENT)

**NOME COMPLETO: TARO MOMO**  
(FULL NAME)

**SEXO: MALE**  
(GENDER)

**PAÍS DE NASCIMENTO: JAPAN**  
(COUNTRY OF BIRTH)

**DATA DE NASCIMENTO: 02/21/1950**  
(DATE OF BIRTH - DD/MM/YYYY)

**LOCAL DE NASCIMENTO: KURASHIKI-SHI**  
(PLACE OF BIRTH)

**NOME DO CONTATO: \_\_\_\_\_**  
(CONTACT NAME)

**TELEFONE: \_\_\_\_\_**  
(TELEPHONE)

Os seguintes documentos foram enviados via formulário web: Photograph.

Recibo expedido em 14/02/2017 às 21:57

**PROTOCOLO NÚMERO: 170214-502660**  
(APPLICATION NUMBER)

