



## STEPS OF THE ASYLUM PROCESS IN BRAZIL



1. Request for the recognition of refugee status (via Sisconare and **document issuance by the Federal Police**).



2. Analysis of the process by the National Committee for Refugees - Conare.



3. Conare's final decision.



4. The person is recognized as a refugee (document issuance by the Federal Police) **OR** the person is not recognized as a refugee (appeal and/or it is necessary to seek another alternative for migratory regularization).

Upon requesting recognition of refugee status, the person will receive **the Refuge Protocol and the Provisional National Migratory Registration Document (DPRNM)**, which function **as identification documents** in Brazil.

According to art. 21 of the Brazilian Refugee Law (Law No. 9.474 of 1997; [bit.ly/3JMRMpH](http://bit.ly/3JMRMpH)), applicants for recognition of refugee status are entitled to a digital Temporary Work and Social Security Card (CTPS).

In addition, the resulting rights for the asylum seeker are:

- Obtaining the Individual Taxpayer Registration number (CPF);
- Accessing health and education services, and other social benefits; and
- Requesting the opening of a bank account.

Currently, there are three identification documents for asylum seeker valid throughout the country:

- 1 Provisional National Migratory Registration Document (Documento Provisório de Registro Nacional Migratório - DPRNM);
- 2 Refuge Protocol – Sisconare; and
- 3 Refuge Protocol – SEI.



### ! ATTENTION!

- It is necessary to renew the Refuge Protocol **annually** at the Federal Police, until the final decision of the process to request the recognition of refugee status. This guarantees access to rights and services.
- The DPRNM is automatically renewed with the renewal of the Refuge Protocol. **The DPRNM does not need to be changed until the final decision by Conare.** To check its validity, simply consult the QR code on the back of the card.

The DPRNM and the Refuge Protocol **are not international travel documents, nor do they replace the need for a visa for re-entry into Brazil**, if the nationality of the applicant so requires. The asylum seeker has the rights and duties provided for in Law No. 9.474, of 1997 ([bit.ly/36GPie3](http://bit.ly/36GPie3)).

If the applicant leaves Brazil without making a Travel Communication to Conare, their case can be archived. As a result, it will not be possible to renew the identification document, the process of requesting refugee status is interrupted in the analysis queue and the migratory status of the applicant becomes irregular.

**Attention!** Return to your country of origin may indicate that it does not exist grounds for the asylum claim. Access more information at: [bit.ly/3r0ZISg](http://bit.ly/3r0ZISg)



For more information, access:

UNHCR's HELP Platform



CG-Conare's website



For more information on templates of National Migratory Registration Cards (CRNM), see Ordinance No. 11.264, of January 24, 2020 ([bit.ly/3DoQQp8](http://bit.ly/3DoQQp8)).



MINISTÉRIO DA JUSTIÇA E SEGURANÇA PÚBLICA



# Learn about the identification documents of **asylum seekers** in Brazil



MINISTÉRIO DA JUSTIÇA E SEGURANÇA PÚBLICA





# 1. PROVISIONAL NATIONAL MIGRATORY REGISTRATION DOCUMENT (DOCUMENTO PROVISÓRIO DE REGISTRO NACIONAL MIGRATÓRIO - DPRNM)

It is an identity document issued by the Federal Police to asylum seekers. For more information, see Decree No. 9.277, of February 5, 2018 ([bit.ly/3qMzit6](http://bit.ly/3qMzit6)).



Applicant's photo/image.


**RNM:** is a sequence of one letter, six numbers and one digit which corresponds to the National Migratory Registration (RNM) of the applicant. Ex: A123456-7. If the person holding the document is recognized as a refugee by Conare, this identification number will remain the same.

**NAME:** Applicant's first and last name. Or **SOCIAL NAME:** when applicable.

**PARENTS NAME:** First and last name of the applicant's mother and father.

**VALIDITY:** Art. 4 § 1 of Decree 9.277/2018. It should be consulted on the QR code located on the back of the document.

**PROTOCOL:** it is the number generated when filling out the registration for the National Migratory Registration System (Sismigra) of the Federal Police. The first four digits correspond to the year of the applicant's registration.



**QR CODE:** Through the code, it is possible to check the validity of the document.

**CIVIL NAME:** when there is a social name in front of the document.

**LEGAL SUPPORT:** Art. 2 of Decree No. 9.277, of 2018.

**CPF:** Applicant's Individual Taxpayer Registration number.

**ISSUE:** date of issue of the document by the Federal Police.

## HOW TO CHECK THE VALIDITY OF THE DPRNM?

You must use a mobile phone camera or an app to **read the QR Code in the upper right corner on the back of the document. The validity period is not printed on the card.**

When issued, the DPRNM has the same validity as the Refuge Protocol, that is, 1 year, or while the refuge process is active.

**The DPRNM is automatically renewed upon the renewal of the Refuge Protocol**, which must be done annually. It is not necessary to issue a new document at each renewal, that is, the applicant will have the same DPRNM card until the final decision by Conare.

Once recognized as a refugee, the applicant must go to the Federal Police to issue a **National Migratory Registration Card (CRNM)**.

## HOW TO GET THE DPRNM?

**The DPRNM is issued by the Federal Police** on the following occasions:

- When the asylum claim is presented for the first time; and/or
- When the applicant goes to the Federal Police to renew their Refuge Protocol issued on paper, within the normal renewal period.

DPRNM is **free** of charge. No special procedure or filling out a specific form is required.

## AT THE END OF THE SERVICE AT THE FEDERAL POLICE, THE REQUESTING PERSON WILL RECEIVE TWO DOCUMENTS:

- The Refuge Protocol – Sisconare**, which will indicate the request for recognition of refugee status in Sisconare. The protocol comes with the **refuge process number**, which has 17 digits (example: 00000.000000/0000-00); and
- The Sismigra protocol**, a paper document that may contain the number of the National Migratory Registration (RNM). It will be necessary to present it when seeking the DPRNM in person at the Federal Police unit where the request was made.
- The DPRNM may not be delivered at this time. Check during service the date to pick it up.

## 2. REFUGE PROTOCOL – SISCONARE

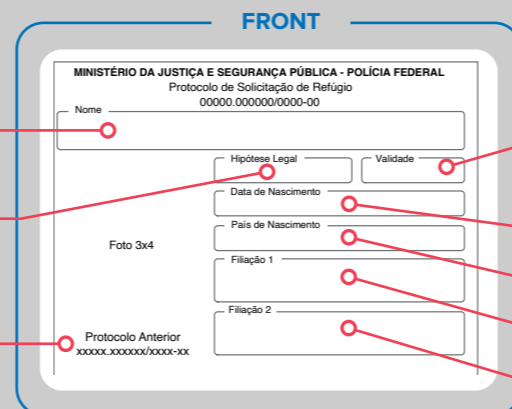
In September 2019, Sisconare was implemented as the Asylum Processing System. As a result, the identification documents of the asylum seeker are now issued in the **Refuge Protocol – Sisconare** model.

People who requested recognition of refugee status before 2019 had the **Refuge Protocol – SEI**, which began to be replaced by the Sisconare model at the moment of document renewal.

### DOCUMENT ITEMS

**Refuge Request Protocol:** it is the applicant's identification number, and it has **17 digits 00000.000000/0000-00**. The last numbers after the "/" correspond to the year the request was made. For example: 12345.678910/2019-00.

It corresponds to the number of the process at the General Coordination of the National Committee for Refugees (CG-Conare). With it, it is possible to obtain information about the progress of the request.



**NAME OR SOCIAL NAME:** if any (in this case, the civil name is on the back of the document).

**VALIDITY:** 1 year after issue date of the document. It is the applicant's obligation to renew their protocol annually.

**LEGAL HYPOTHESIS:** Law No. 9.474, of 1997.

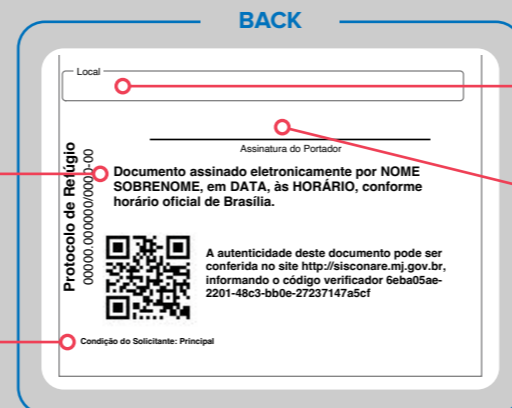
**DATE OF BIRTH.**

**PREVIOUS PROTOCOL:** for applicants who have already requested recognition of their refugee status and have registered with Sisconare. Represents the number of the former Refuge Protocol – SEI.

**COUNTRY OF BIRTH.**

**PARENT 1:** mother's name.

**PARENT 2:** father's name.



**CIVIL NAME:** when there is a social name in front of the document.

**LOCATION:** city and state where the document was issued.

**APPLICANT'S CONDITION:** Informs whether the bearer is the principal applicant or an extension of the effects of refugee status (family reunification).

**SIGNATURE OF BEARER:** this field must be filled in by the applicant as soon as they receive the document.



# 3. REFUGE PROTOCOL – SEI

**The Refuge Protocol – SEI** was the model issued until the end of 2019 and it has the format of an A4 sheet. It is being gradually replaced by the Refuge Protocol – Sisconare.

**This type of Protocol is still issued on exceptional occasions, such as in some border posts.**



### PRINCIPAL ASYLUM SEEKER

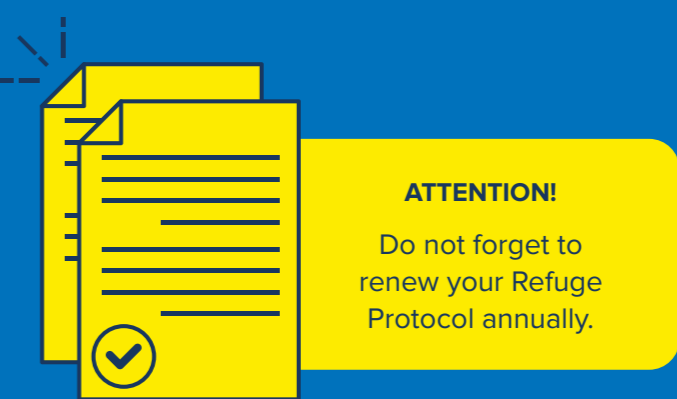
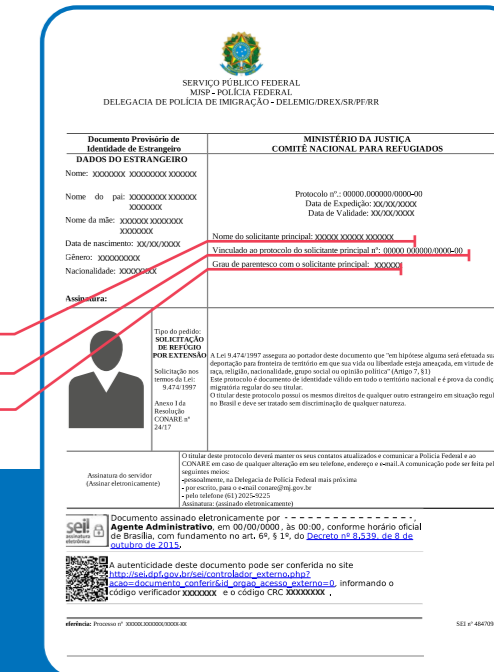
The model on the side is used by **principal asylum seeker**, that is, who have the application in their own name, as highlighted in the field **"Type of request"**. In this field, there will be the information **"Request for Asylum"**.

## ASYLUM SEEKER BY EXTENSION

In the case of **family groups**, there are people who have their application process for refugee status linked to the principal applicant: they are applicants who have requested **extension of the effects of refugee status (by family reunification)**.

In these cases, in the Refuge Protocol – SEI, there is usually information such as:

- Name of the principal applicant
- Protocol Number of the principal applicant
- Relationship with the principal applicant



**The Refuge Protocol – SEI has more than one template, then, the layout of information and photo can slightly differ.**