Diagrama de Tubulação

GEX Guarulhos
Térreo - 1

207.5 kW
CD-T1

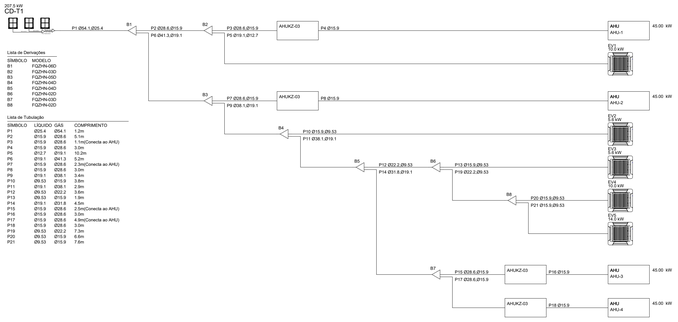

Lista de Derivações

SIMBOLO	MODELO
B1	FQZHN-06D
B2	FQZHN-03D
B3	FQZHN-05D
B4	FQZHN-04D
B5	FQZHN-03D
B6	FQZHN-02D
B7	FQZHN-03D
B8	FQZHN-02D

Lista de Tubulação

SIMBOLO	LIQUIDO	GAS	COMPRIMENTO
P1	Ø12.7	Ø54.1	5.0m
P2	Ø15.9	Ø28.6	0.7m
P3	Ø15.9	Ø28.6	1.1m(Conecta ao AHU)
P4	Ø15.9	Ø28.6	3.0m
P5	Ø12.7	Ø19.1	10.2m
P6	Ø12.7	Ø19.1	9.4m
P7	Ø15.9	Ø28.6	2.2m(Conecta ao AHU)
P8	Ø15.9	Ø28.6	3.0m
P9	Ø19.1	Ø38.1	3.4m
P10	Ø9.53	Ø15.9	3.8m
P11	Ø19.1	Ø38.1	3.4m
P12	Ø9.53	Ø22.2	3.0m
P13	Ø9.53	Ø15.9	1.9m
P14	Ø19.1	Ø31.8	4.5m
P15	Ø15.9	Ø28.6	2.5m(Conecta ao AHU)
P16	Ø15.9	Ø28.6	3.0m
P17	Ø15.9	Ø28.6	4.9m(Conecta ao AHU)
P18	Ø15.9	Ø28.6	3.0m
P19	Ø9.53	Ø22.2	7.3m
P20	Ø9.53	Ø15.9	6.6m
P21	Ø9.53	Ø15.9	7.6m

Diagrama de Tubulação

GEX Guarulhos
Térreo - 2

134.5 kW
CD-T2

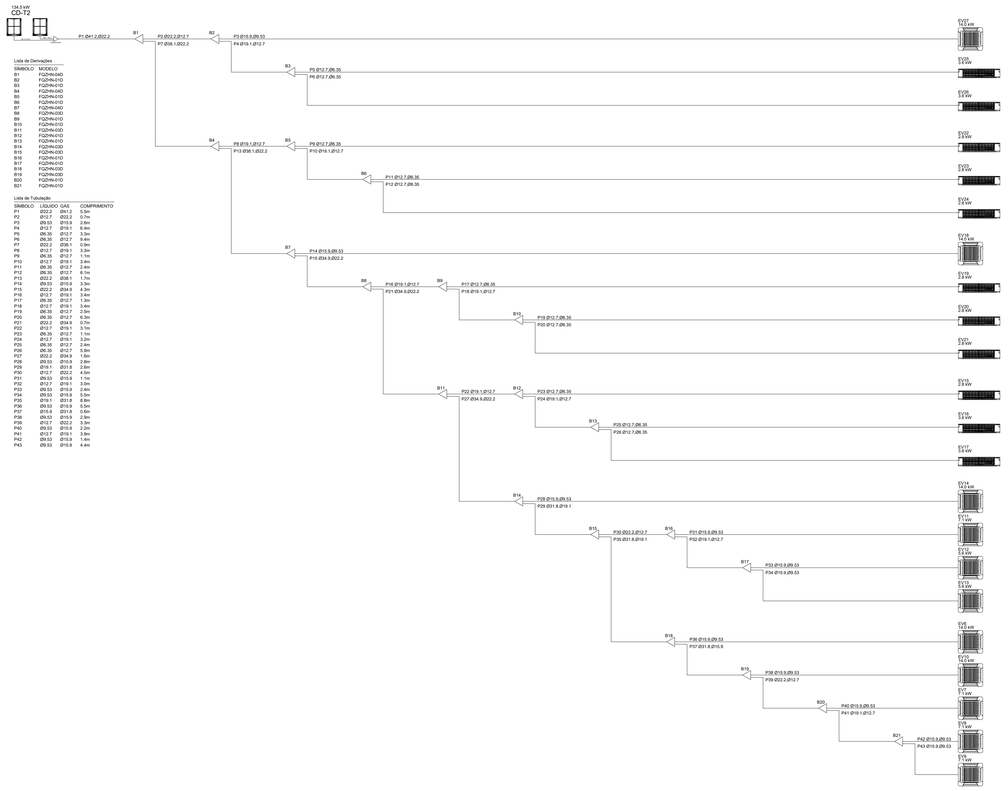

Lista de Derivações

SIMBOLO	MODELO
B1	FQZHN-04D
B2	FQZHN-01D
B3	FQZHN-01D
B4	FQZHN-04D
B5	FQZHN-01D
B6	FQZHN-01D
B7	FQZHN-04D
B8	FQZHN-03D
B9	FQZHN-01D
B10	FQZHN-01D
B11	FQZHN-01D
B12	FQZHN-01D
B13	FQZHN-01D
B14	FQZHN-01D
B15	FQZHN-01D
B16	FQZHN-01D
B17	FQZHN-01D
B18	FQZHN-03D
B19	FQZHN-03D
B20	FQZHN-01D
B21	FQZHN-01D

Lista de Tubulação

SIMBOLO	LIQUIDO	GAS	COMPRIMENTO
P1	Ø22.2	Ø41.2	5.5m
P2	Ø12.7	Ø22.2	0.7m
P3	Ø9.53	Ø15.9	2.8m
P4	Ø9.53	Ø15.9	5.4m
P5	Ø6.35	Ø12.7	9.0m
P6	Ø6.35	Ø12.7	9.4m
P7	Ø22.2	Ø38.1	0.8m
P8	Ø12.7	Ø19.1	3.3m
P9	Ø6.35	Ø12.7	1.0m
P10	Ø12.7	Ø19.1	3.8m
P11	Ø6.35	Ø12.7	2.4m
P12	Ø6.35	Ø12.7	6.1m
P13	Ø22.2	Ø38.1	1.7m
P14	Ø15.9	Ø28.6	4.5m
P15	Ø22.2	Ø54.9	4.3m
P16	Ø12.7	Ø19.1	3.4m
P17	Ø6.35	Ø12.7	1.3m
P18	Ø12.7	Ø19.1	3.4m
P19	Ø6.35	Ø12.7	2.4m
P20	Ø6.35	Ø12.7	6.3m
P21	Ø22.2	Ø34.9	0.7m
P22	Ø12.7	Ø19.1	3.1m
P23	Ø6.35	Ø12.7	1.1m
P24	Ø6.35	Ø12.7	2.4m
P25	Ø6.35	Ø12.7	2.4m
P26	Ø6.35	Ø12.7	5.9m
P27	Ø22.2	Ø34.9	1.6m
P28	Ø9.53	Ø15.9	2.8m
P29	Ø19.1	Ø31.8	8.8m
P30	Ø12.7	Ø22.2	4.5m
P31	Ø9.53	Ø15.9	1.1m
P32	Ø12.7	Ø19.1	3.0m
P33	Ø9.53	Ø15.9	2.4m
P34	Ø9.53	Ø15.9	4.4m
P35	Ø19.1	Ø31.8	8.8m
P36	Ø9.53	Ø15.9	5.5m
P37	Ø15.9	Ø31.8	0.6m
P38	Ø9.53	Ø15.9	2.9m
P39	Ø22.2	Ø38.1	2.8m
P40	Ø9.53	Ø15.9	2.2m
P41	Ø12.7	Ø19.1	3.9m
P42	Ø9.53	Ø15.9	1.4m
P43	Ø9.53	Ø15.9	4.4m

Diagrama de Tubulação

GEX Guarulhos
Térreo - 3

90.0 kW
CD-T3

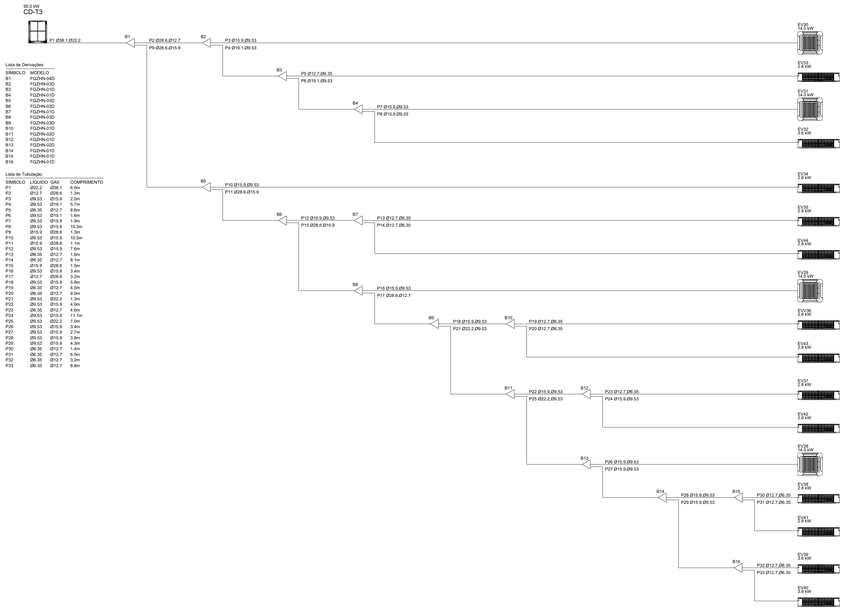

Lista de Derivações

SIMBOLO	MODELO
B1	FQZHN-04D
B2	FQZHN-01D
B3	FQZHN-01D
B4	FQZHN-01D
B5	FQZHN-03D
B6	FQZHN-03D
B7	FQZHN-03D
B8	FQZHN-03D
B9	FQZHN-03D
B10	FQZHN-01D
B11	FQZHN-02D
B12	FQZHN-01D
B13	FQZHN-02D
B14	FQZHN-01D
B15	FQZHN-01D
B16	FQZHN-01D

Lista de Tubulação

SIMBOLO	LIQUIDO	GAS	COMPRIMENTO
P1	Ø22.2	Ø38.1	6.0m
P2	Ø12.7	Ø28.6	1.3m
P3	Ø9.53	Ø15.9	2.0m
P4	Ø9.53	Ø19.1	5.7m
P5	Ø9.53	Ø19.1	1.6m
P6	Ø9.53	Ø19.1	1.6m
P7	Ø9.53	Ø15.9	1.9m
P8	Ø9.53	Ø15.9	10.3m
P9	Ø15.9	Ø28.6	1.3m
P10	Ø15.9	Ø28.6	1.1m
P11	Ø15.9	Ø28.6	1.1m
P12	Ø9.53	Ø15.9	7.6m
P13	Ø6.35	Ø12.7	1.6m
P14	Ø6.35	Ø12.7	8.1m
P15	Ø15.9	Ø28.6	1.1m
P16	Ø9.53	Ø15.9	3.4m
P17	Ø12.7	Ø28.6	3.2m
P18	Ø9.53	Ø15.9	5.8m
P19	Ø6.35	Ø12.7	4.5m
P20	Ø6.35	Ø12.7	4.5m
P21	Ø9.53	Ø15.9	1.3m
P22	Ø9.53	Ø15.9	2.7m
P23	Ø6.35	Ø12.7	8.8m
P24	Ø9.53	Ø15.9	11.1m
P25	Ø22.2	Ø34.9	2.0m
P26	Ø9.53	Ø15.9	3.4m
P27	Ø9.53	Ø15.9	2.7m
P28	Ø9.53	Ø15.9	3.8m
P29	Ø9.53	Ø15.9	4.3m
P30	Ø6.35	Ø12.7	3.2m
P31	Ø6.35	Ø12.7	6.5m
P32	Ø6.35	Ø12.7	3.2m
P33	Ø6.35	Ø12.7	8.8m

Diagrama de Tubulação

GEX Guarulhos
Térreo - 4

140.0 kW
CD-T4

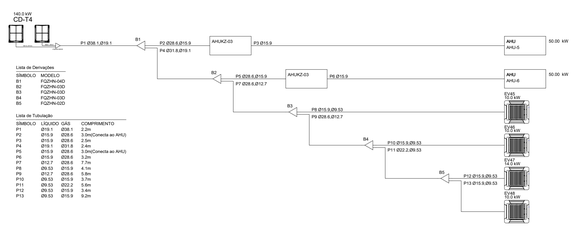

Lista de Derivações

SIMBOLO	MODELO
B1	FQZHN-03D
B2	FQZHN-02D
B3	FQZHN-03D
B4	FQZHN-02D
B5	FQZHN-02D

Lista de Tubulação

SIMBOLO	LIQUIDO	GAS	COMPRIMENTO
P1	Ø19.1	Ø38.1	2.2m
P2	Ø15.9	Ø28.6	3.0m(Conecta ao AHU)
P3	Ø15.9	Ø28.6	2.5m
P4	Ø19.1	Ø31.8	2.4m
P5	Ø15.9	Ø28.6	3.0m(Conecta ao AHU)
P6	Ø15.9	Ø28.6	3.2m
P7	Ø12.7	Ø28.6	7.1m
P8	Ø9.53	Ø15.9	4.1m
P9	Ø12.7	Ø28.6	5.8m
P10	Ø9.53	Ø15.9	3.4m
P11	Ø9.53	Ø22.2	5.8m
P12	Ø9.53	Ø15.9	3.4m
P13	Ø9.53	Ø15.9	9.2m

INSTITUTO NACIONAL DO SEGURO SOCIAL
Superintendência Regional Sudeste I
Serviço de Engenharia e Patrimônio Imobiliário

OBRA:
REFORMA GEX GUARULHOS

ÁREA:

ENDEREÇO:
AV. MAL. HUMBERTO DE ALENCAR CASTELO BRANCO, 930 - VILA ANTONIETA - GUARULHOS/SP

RESPONSÁVEL PELO PROJETO:
LUÍS FELIPE MOREIRA DA SILVA CASSALES
ENGENHEIRO MECÂNICO - CREA-SP 5069/96860

ESCALA:	REVISÃO	ASSUNTO	FRANCHAI
INDICADA		PROJETO DE CLIMATIZAÇÃO TÉRREO - DIAGRAMAS	02/03
DATA: NOV/23			