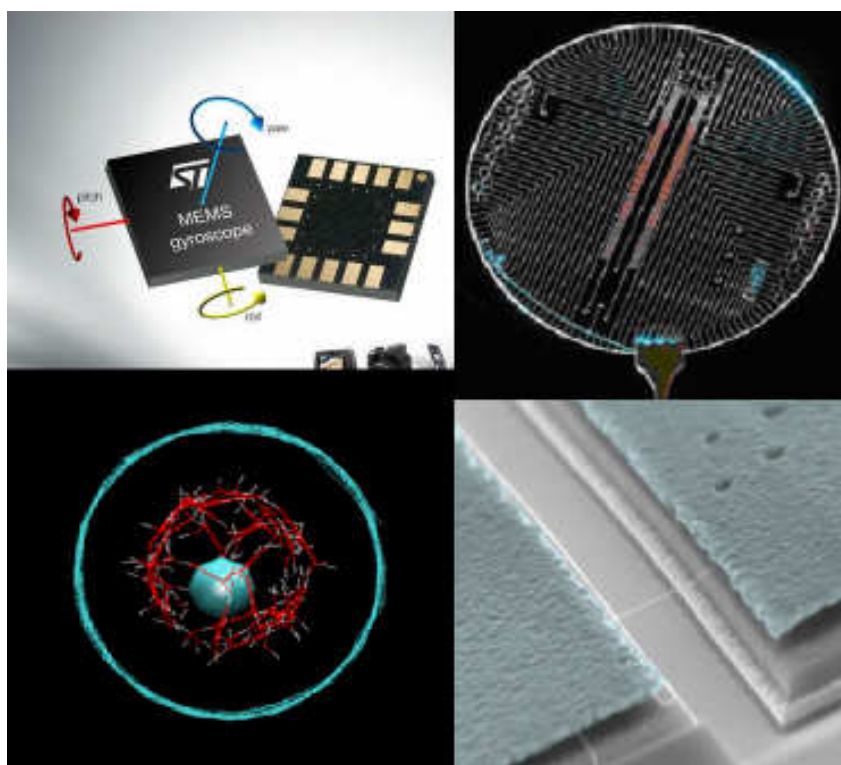


Pedidos de Patente sobre MEMS, NEMS e Nanofluidos nº1



Fonte da imagem: www.google.com/advanced_image_search

Pedidos publicados no
1º semestre de 2011

Diretoria de Cooperação para o Desenvolvimento – DICOD
Centro de Disseminação da Informação Tecnológica – CEDIN
Coordenação de Estudos e Programas – CEPRO
Fevereiro de 2012

INSTITUTO NACIONAL DA PROPRIEDADE INDUSTRIAL - INPI

Presidente: Jorge de Paula Costa Ávila

Vice-Presidente: Ademir Tardelli

DIRETORIA DE COOPERAÇÃO PARA O DESENVOLVIMENTO - DICOD

Diretora: Denise Gregory

CENTRO DE DISSEMINAÇÃO DA INFORMAÇÃO TECNOLÓGICA - CEDIN

Chefe: Raul Suster

COORDENAÇÃO DE ESTUDOS E PROGRAMAS - CEPRO

Chefe: Luci Mary Gonzalez Gullo

Autor:
Jeziel Nunes

SUMÁRIO

1 - INTRODUÇÃO	3
1.1 - ALERTA TECNOLÓGICO.....	3
1.2- PEDIDOS DE PATENTE SOBRE MEMS, NEMS E NANOFUIDOS	5
2- RESULTADOS.....	7
ANEXO I - Códigos dos Principais Países	104

Lista dos gráficos

Gráfico 1: Países de prioridade dos pedidos de patente recuperados x número de documentos.....	7
Gráfico 2: Classificações Internacionais de patentes (CIP) x número de ocorrências.....	9

Lista das tabelas

Tabela 1: Relação dos principais titulares e nº de pedidos de patente publicados no 1º semestre de 2011	10
Tabela 2: Dados bibliográficos dos pedidos de patente relacionados à MEMS, NEMS e Nanofluidos, depositados por residentes no Brasil publicados no 1º semestre de 2011.....	12
Tabela 3: Dados bibliográficos dos pedidos de patente relacionados à MEMS, NEMS, e Nanofluidos, publicados no 1º semestre de 2011	13

* A partir deste Alerta Tecnológico, além do número seqüencial de todos os alertas publicados (nº 63), constará, também, o número relativo ao assunto específico de cada alerta, após seu título. Neste caso: “PEDIDOS DE PATENTE SOBRE MEMS, NEMS E NANOFUIDOS – nº01”.

1 - INTRODUÇÃO

1.1 - ALERTA TECNOLÓGICO

O Instituto Nacional da Propriedade Industrial (INPI) é uma Autarquia Federal, vinculada ao Ministério do Desenvolvimento, Indústria e Comércio Exterior (MDIC), responsável pela concessão de patentes, registros de desenhos industriais, registro de marcas, averbação de contratos de transferência de tecnologia, registro de programas de computador, indicações geográficas e topografias de circuito integrado.

O Centro de Disseminação da Informação Tecnológica (CEDIN), subordinado à Diretoria de Cooperação para o Desenvolvimento (DICOD), mantém um acervo com a descrição dos pedidos de patente e de registros de desenho industrial. Uma de suas atribuições é divulgar e disseminar a utilização destas informações bibliográficas e técnicas. Para tanto, o CEDIN dispõe da Coordenação de Estudos e Programas – CEPRO, cuja incumbência é elaborar publicações fundamentadas, essencialmente, em informações extraídas de documentos de patente.

A patente é uma importante fonte formal de informação, por meio da qual pode-se ter acesso a detalhes técnicos de invenções que, em alguns casos, não estão descritos em outros meios de divulgação (livros, artigos técnicos, etc.).

O objetivo desta publicação semestral, é o de alertar sobre os principais depositantes de patente em determinado setor e período de tempo, os países onde o primeiro depósito foi solicitado (país de prioridade), as áreas tecnológicas mais solicitadas e de divulgar os títulos dos pedidos de patente publicados mundialmente em determinado período. Desta forma, busca-se contribuir para a atualização periódica do público alvo deste Alerta Tecnológico.

Mais detalhes sobre cada pedido de patente como resumo, nome(s) do(s) inventor(es), cópia do documento completo etc. podem ser obtidos nas seguintes bases de patentes disponíveis gratuitamente na internet:

1. Base Brasileira de Pedidos de Patente¹: <http://www.inpi.gov.br>
2. Base do Escritório Europeu de Patentes²: <http://worldwide.espacenet.com>
3. Base do Escritório Americano de Patentes³: <http://www.uspto.gov>

Caso haja interesse em se conhecer o(s) depósito(s) de patente no Brasil, correspondente(s) (família do pedido de patente⁴) aos pedidos de patente estrangeiros listados na Tabela nº 3, sugere-se uma busca de família dos pedidos de interesse. Neste caso, o Centro de Documentação do INPI – CEDIN informará os procedimentos a serem seguidos. Abaixo, seguem endereço e formas de contatar o CEDIN.

INPI/DICOD/CEPRO:

Instituto Nacional da Propriedade Industrial – INPI
Diretoria de Cooperação para o Desenvolvimento - DICOD
Coordenação de Estudos e Programas – CEPRO
Praça Mauá, 7, sala 714, Centro, Rio de Janeiro, RJ , CEP 20083-900
Tel. (21) 3037 3101 , Fax. (21) 3037 3354
e-mail: cedin@inpi.gov.br

As cópias integrais dos pedidos de patente de interesse também podem ser solicitadas por meio do endereço copdocpat@inpi.gov.br ou por correio postal ao endereço anteriormente mencionado.

¹Esta base contém somente pedidos de patente depositados e publicados no Brasil a partir de 1982.

²Contêm pedidos de patente depositados e publicados em mais de 70 países.

³Contêm somente pedidos depositados e publicados nos Estados Unidos.

⁴Uma família de patentes é a coleção de documentos de patente relacionados à mesma invenção ou a invenções correlacionadas, publicados em diferentes países. Cada documento de patente da família baseia-se, normalmente, nos dados do primeiro pedido depositado no país da prioridade. Existem diferentes estruturas de famílias de patente. Para este Alerta, o termo família de patente refere-se ao conceito de “família simples”, na qual todos os documentos de patente têm em comum o número e a data da prioridade unionista (WIPO, 2008).

1.2- PEDIDOS DE PATENTE SOBRE MEMS, NEMS E NANOFLUIDOS

Nesta publicação serão abordados aspectos da nanotecnologia relacionando à microsistemas eletromecânicos identificados pela sigla em inglês MEMS, os nanosistemas eletromecânicos identificados pela sigla em inglês NEMS e também Nanofluidos.

Nesta nova abordagem pretende-se especializar um pouco mais a série de Alertas que vinha sendo publicada desde fevereiro de 2009 (disponível em <http://www.inpi.gov.br/index.php/quem-somos/noticias/notas/403-alerta-tecnologico>), separando subtemas que guardam entre si certa afinidade tecnológica. Esta nova abordagem irá substituir a série sobre Nanotecnologia Geral que era focada numa visão mais generalista do tema.

Essa alteração também foi motivada em decorrência do elevado e crescente número de documentos depositados que vem ocorrendo no setor da Nanotecnologia Geral que de certa forma dificulta a elaboração de estatísticas de forma objetiva.

Ao longo dos últimos seis semestres, foi possível acompanhar a evolução dos depósitos efetuados em nanotecnologia geral e pode-se observar o grau de espalhamento dos depósitos na diversas áreas de concentração dentro do tema Nanotecnologia Geral. A análise deste espalhamento, de certa forma, motivou a adoção dessa nova abordagem, onde se pretende através dos temas selecionados proporcionar um pouco mais de especialização, possibilitando melhor aproveitamento das informações oferecidas.

Diante deste cenário apresentado, e dado a escassez de levantamentos relacionados aos depósitos de patente sobre Nanotecnologia, em particular sobre os temas escolhidos (MEMS, NEMS e Nanofluidos), o INPI vem, por meio da CEPRO, disponibilizar ao público interessado o acesso a algumas informações extraídas do sistema de patentes.

Já neste trabalho, mesmo sendo o primeiro desta nova série, foi possível observar que o número de pedidos depositados relacionados ao tema escolhido, segue a mesma expressiva taxa de crescimento da Nanotecnologia Geral analisada nos seis alertas publicados. Esta observação corrobora as informações divulgadas por meios não patentários. Também pode ser

observado que apesar de ser uma tecnologia ainda muito recente e em pleno desenvolvimento, a opção pela utilização do sistema de Propriedade Industrial como forma de proteção fica evidenciada.

O Alerta Tecnológico tem como objetivo divulgar, os novos pedidos de patente sobre tema escolhido, publicados pelos vários países do mundo em um intervalo de seis meses.

Para efetuar o presente levantamento foram selecionados documentos de patente contendo, em seu título ou resumo, palavras-chave formadas por vocábulos grafados na língua inglesa e que são referentes aos assuntos de interesse. Essas palavras foram truncadas em posições que permitissem recuperar o máximo de documentos. Os resultados destas buscas foram cruzados com as classificações do sistema de Classificação Internacional de Patentes – CIP específicas para cada segmento selecionado.

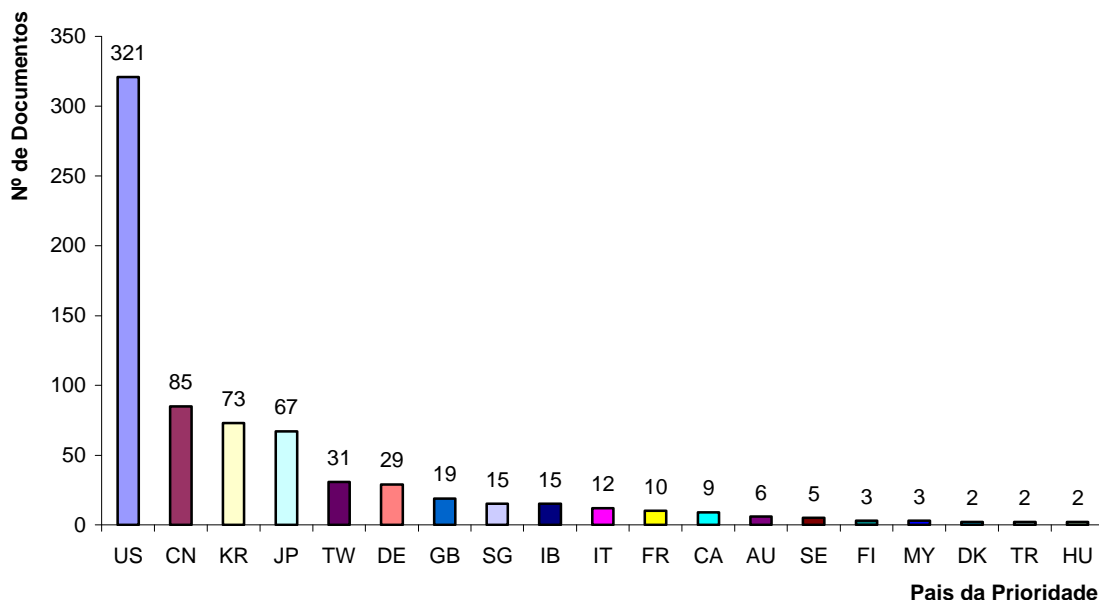
Para facilitar o entendimento apresentam-se as definições usadas referentes aos sub-temas selecionados: microsistemas eletromecânicos – MEMS são dispositivos cujos componentes trabalham na escala micros, baseados em microfluidica e formam a base dos dispositivos de microeletrônica e micromecânica dentre os quais os denominados “lab-on-a-chip”, que processam volumes na ordem de microlitros e nanolitros e permitem realizar análises com alta precisão. Nanossistemas eletromecânicos – NEMS são dispositivos que trabalham na escala nanométrica com efeitos distintos daqueles observados na escala massiva. Nanofluidos são fluidos que contém em sua composição nanocomponentes que apresentam propriedades termofísicas diferentes dos fluidos convencionais, um campo multidisciplinar que envolve física, química engenharia que estuda o comportamento de fluidos em volumes micro e nanométrico.

2- RESULTADOS

No semestre pesquisado, foram selecionados 857 documentos de patente que abordam tecnologias relacionadas aos campos da nanotecnologia tratados no presente alerta. De acordo com o gráfico nº 1, pode-se identificar os países* de prioridade (país onde foi realizado o primeiro depósito do pedido de patente), proporcionando também observar a ocorrência de documentos em cada país. De acordo com este gráfico os cinco principais países de prioridade são: Estados Unidos da América, China, Coreia, Japão, e Taiwan.

A partir dos resultados apresentados neste gráfico pode-se inferir em quais países estão sendo desenvolvidas as tecnologias, já que geralmente os depositantes solicitam a prioridade a partir de seus países de origem. Alternativamente isso poderia indicar o interesse do primeiro depósito nos mercados destes países. Observa-se que o Brasil não aparece no ranking de países de prioridade⁵, ou seja, não foi o país escolhido para ser efetuado o primeiro depósito.

Gráfico 1: Países de prioridade dos pedidos de patente recuperados x número de documentos



Fonte: INPI

⁵ Conforme estabelecido pela Convenção de Paris (CUP) em seu Art. 4º, o primeiro pedido de patente depositado em um dos países membros da Convenção serve de base para depósitos subsequentes relacionados à mesma matéria, efetuados pelo mesmo depositante ou por seus sucessores legais. Tem-se assim, o **Direito de Prioridade**. O prazo para exercer tal direito é de 12 meses, para invenção e modelo de utilidade. Ver art. 16, da Lei da Propriedade Industrial (LPI), nº 9.279/96 – disponível em www.inpi.gov.br.

De acordo com o gráfico nº 1 os cinco principais países de prioridade são:

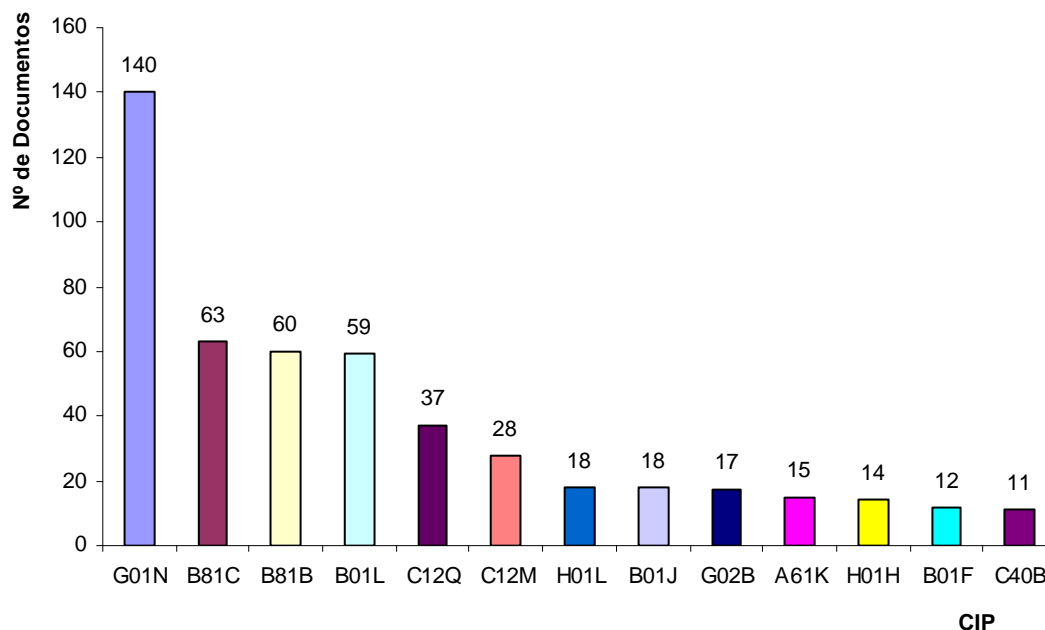
- US – Estados Unidos da América,
- CN – China,
- KR – Coréia,
- JP – Japão,
- TW – Taiwam
- DE - Alemanha.

O gráfico nº 2 permite identificar as principais tecnologias relacionadas ao tema, descritas nos pedidos de patente publicados no período. Para este levantamento, foram computadas somente as classificações presentes em mais de 10 documentos.

Analisando o gráfico nº 2, verifica-se que as cinco maiores incidências dizem respeito a 140 ocorrências da classificação G01N que está relacionada a “Investigação ou análise dos materiais pela determinação de suas propriedades químicas ou físicas”; 63 ocorrências na B81C referente a “Dispositivos Semicondutores”; 60 ocorrências na B81B referente a “Fabricação ou tratamento de nanoestruturas; 59 ocorrências na B01L referente a elementos não metálicos seus compostos; 37 ocorrências na C12Q referentes a investigação ou análise dos materiais pela determinação de suas propriedades químicas ou físicas.

Dáí, pode-se observar a que grande maioria dos documentos de patente estão distribuídos por diversas áreas tecnológicas não havendo ainda a predominância de uma delas. Somente quando for elaborado o segundo trabalho é que será possível verificar a taxa crescimento nos sub-temas selecionados.

Gráfico 2: Classificações Internacionais de patentes (CIP) x número de ocorrências



Fonte: INPI

G01N –	Investigação ou análise dos materiais pela determinação de suas propriedades químicas ou físicas
B81C –	Processos ou aparelhos especialmente adaptados para a fabricação ou o tratamento de dispositivos ou sistemas de micro-estruturas
B81B –	Dispositivos ou sistemas de microestruturas
C12Q –	Processos de medição ou ensaio envolvendo enzimas ou micro-organismos, suas composições ou seus papéis de teste; processos de preparação dessas composições; controle responsivo as condições do meio nos processos microbiológicos ou enzimáticos
H01L–	Dispositivos semicondutores; dispositivos elétricos de estado sólido não incluídos em outro local
B01J –	Processos químicos ou físicos, por ex., catálise, química coloidal; aparelhos pertinentes aos mesmos
G02B –	Elementos, sistemas ou aparelhos ópticos
A61K –	Preparações para finalidades médicas, odontológicas ou de toalete
H01H –	Chaves elétricas; relés; seletores; dispositivos protetivos de emergência
B01F –	Mistura, por ex., dissolução, emulsificação, dispersão
C04B –	Cal; magnésia; escória; cimentos; suas composições, por ex., argamassa, concreto ou materiais de construções similares; pedra artificial; cerâmica; tratamento da pedra natural

Na tabela nº 1, a seguir, são identificados os depositantes com maior número de pedidos de patente publicados no período. Pode-se observar na tabela nº 1 os nomes dos depositantes⁶ dos pedidos de patente publicados no 1º semestre de 2011. A primeira coluna contém os nomes dos depositantes e a segunda, o total de documentos recuperados no período para cada um deles.

Tabela 1: Relação dos principais titulares e nº de pedidos de patente publicados no 1º semestre de 2011

Depositante(s)	País	Nº de Documentos
SAMSUNG ELECTRONICS CO LTD	KR	25
UNIV CALIFORNIA	US	14
HARVARD COLLEGE	US	12
CANON US LIFE SCIENCES INC	US	10
CORNING INC	US	10
AGENCY SCIENCE TECH & RES	SG	9
FLUIDIGM CORP	US	9
PANASONIC ELEC WORKS CO LTD	JP	9
KOREA ADVANCED INST SCI & TECH	KR	8
MASSACHUSETTS INST TECHNOLOGY	US	8
ROBERT BOSCH GMBH	DE	8
UNIV SOUTHEAST	CN	8
KONINKL PHILIPS ELECTRONICS NV	NL	7
NXP BV	NL	7
QUALCOMM MEMS TECHNOLOGIES INC	US	7
KOREA ELECTRONICS TELECOMM	KR	6
PIXART IMAGING INC	TW	6
UNIV COLUMBIA	US	6
ANALOG DEVICES INC	US	5
BAE SYSTEMS PLC	GB	5

Fonte: INPI

Pode-se observar na tabela acima a presença de depositantes coreanos e americanos nas primeiras posições. Observa-se também a presença marcante de universidades. Por outro lado, seguindo a mesma tendência observada nos alertas anteriores referentes a Nanotecnologia Geral aparecem mais empresas entre os principais depositantes, e caso persista tal tendência pode significar o início do surgimento de tecnologias de uso comercial.

⁶Alguns titulares identificados podem fazer parte do mesmo grupo, mas, neste alerta, os nomes dos depositantes são apresentados da mesma forma como foram recuperados.

Observa-se apenas 3 depósitos efetuados no Brasil por depositantes estrangeiros listados na tabela nº 2. Verifica-se a ocorrência de 2 depósitos efetuados por empresas e um por universidade.

Tabela 2: Dados bibliográficos dos pedidos de patente relacionados à MEMS, NEMS e Nanofluidos, depositados por residentes no Brasil publicados no 1º semestre de 2011

Número de Publicação	Prioridade	Depositantes	Classificação	Título
BRPI0613795 A2 20110215	US20050174680 20050705 WO2006US26016 20060630	3M INNOVATIVE PROPERTIES CO;	B01L003/0000;	discos de processamento de amostras microfluídicas
BRPI0708131 A2 20110517	WO2007IB00370 20070215US200607 74678P 20060221	UNIVERSAL BIOSENSORS PTY LTD;	B81B001/0000; G01N033/0049; G01N033/0053;	mecanismo de transferência de fluidos
BRPI0613631 A2 20110118	US20050700224P 20050718WO2006U S26918 20060711	UNIV MASSACHUSETTS LOWELL;	A61K009/0000; B82B003/0000; B82B001/0000;	nanoemulsão, método, e, uso de um composto e de uma nanoemulsão

A tabela nº 3 a seguir apresenta o número do pedido, com sua(s) prioridade(s), o(s) nome(s) depositante(s), a classificação internacional atribuída ao documento e seu título

Tabela 3: Dados bibliográficos dos pedidos de patente relacionados à MEMS, NEMS, e Nanofluidos, publicados no 1º semestre de 2011

Número de Publicação	Prioridade	Depositantes	Classificação	Título
TW201113215 A 20110416	TW20090134632;	UNITED MICROELECTRONICS CORP;	B81B007/0000; H04R019/0004; B81C001/0000;	a mems device with a composite back plate electrode and method of making the same
CN102089638 A 20110608	US20090239068P ;WO2010CN7652 5;	KONTEL DATA SYSTEM LTD;	B81B007/0002; G01L009/0006;	a mems stress concentrating structure for mems sensors
WO2011026427 A1 20110310	US20090239068P ;	KONTEL DATA SYSTEM LTD;LI PING WAI;	G01L009/0006;	a mems stress concentrating structure for mems sensors
WO2011021984 A1 20110224	WO2009TR00106 ;	CIFTLIK ATA TUNA;KULAH HALUK;	G01N027/0000; G01N029/0002; G01G003/0016;	a microfluidic-channel embeddable, laterally oscillating gravimetric sensor device fabricated with micro-electro-mechanical systems (mems) technology
TW201100803 A 20110101	TW20090121045;	UNIV NAT PINGTUNG SCI & TECH;	G01N033/0050; G01N035/0000;	a microfluidic chip
KR20110005963 A 20110120	KR20090063356;	NANOENTEK INC;	A61B005/0145; A61B005/0157; G01N033/0049;	a microfluidic chip for separating plasma or serum from blood
EP2307141 A1 20110413	DK20080001047; US20080084516P ;WO2009DK5019 1;	BAU-MADSEN NIELS KRISTIAN;JONSMANN JACQUES;	B01L003/0000;	a microfluidic device
KR20110006833 A 20110121	KR20090064414;	SAMSUNG ELECTRONICS CO LTD;	G01N033/0049; G01N021/0000; G01N033/0053; G01N035/0000;	a microfluidic device and a method for measuring a level of hba1c

Número de Publicação	Prioridade	Depositantes	Classificação	Título
EP2313339 A1 20110427	US20080082302P ;WO2009CA01014;	ACHARYA ASHWIN L;PACKIRISAMY MUTHUKUMARAN;VALORBEC S E C;	B81B001/0000; B81C001/0000; G01N021/0064;	a microfluidic device and method for fabricating the microfluidic device
WO2011035185 A2 20110324	US20090243293P ;	BRIGHAM & WOMENS HOSPITAL;CHUNG BONG GEUN;DU YANAN;HANCOCK MATTHEW;KHABIRY MASOUD;KHADEMHOSEINI ALI;	C12M003/0000; G01N035/0000; C12M001/0034; G01N033/0048; B81C001/0000; C12Q001/0002;	a microfluidic device and uses thereof
KR20110066381 A 20110617	KR20090123007;	NANOENTEK INC;	G01N033/0053; G01N021/0047; G01N035/0000;	a microfluidic device comprising a microchannel wherein a protrusion is formed on a bottom surface
KR20110070219 A 20110624	KR20090126954;	KOREA INST SCI & TECH;	G01N033/0483; G01N021/0064; B01L003/0000; G01N035/0008;	a microfluidic device for analyzing biochemical sample optically
KR20110064549 A 20110615	KR20090121213;	KOREA INST SCI & TECH;	G01N033/0015; C12M003/0000; C12Q001/0002;	a microfluidic device for cultivating cells, and a method for cultivating cells using the same
EP2338580 A1 20110629	EP20090180768;	TNO;	B01D019/0000;	a microfluidic device, a method of separating a multiphase fluid and a fluid conduit comprising a microfluidic device.
EP2298438 A1 20110323	EP20070705996; US20060765671P ;US20060847685P;	STOKES BIO LTD;	B01L003/0000; G01N035/0008; B01F013/0000;	a microfluidic droplet queuing network
TW201109267 A 20110316	TW20090130194;	HUANG JUNG-TANG;	H01L021/0768; B81C001/0000;	a general strength and sensitivity enhancement method for micromachined devices
WO2011010961 A1 20110127	SE20090001010;	MAANBAS ALPHA AB;STENMARK LARS;	H01M008/0002; H01M008/0004;	a membrane-less fuel cell
TW201111764 A 20110401	TW20090132415;	YANG JING-TANG;	G01P015/0093; G01N015/0006;	a method for simultaneous measurement of species velocities and concentrations

Número de Publicação	Prioridade	Depositantes	Classificação	Título
TWI337780B B 20110221	US20030426148;	FREESCALE SEMICONDUCTOR INC;	G01P015/0008; B81B007/0002; H01L029/0084; B81C001/0000; B32B015/0004; G01P009/0004; C23F001/0000; B32B009/0000; G01P003/0000;	a method of adding mass to mems structures
WO2011043736 A1 20110414	SG20090006759;	LEE CHENG KUO VINCENT;NITTO DENKO CORP;THAVEEPRUNGSRIPOENVISIT;	A61M037/0000; A61K009/0070;	a passive drug delivery device
SG170622 A1 20110530	SG20090006759;	NITTO DENKO CORP;		a passive drug delivery device and a method of drug delivery
WO2011059831 A2 20110519	US20090608857;	LEAVY MONTRAY;TOUCHDOWN TECHNOLOGIES INC;	B81B003/0000; H01H049/0000; C25D007/0000; B81C001/0000; C25D005/0002; G02B026/0008;	a superfilling secondary metallization process in mems fabrication
TW201114679 A 20110501	US20090608857;	TOUCHDOWN TECHNOLOGIES INC;	C25D003/0038; B81B007/0002; C25D003/0012;	a superfilling secondary metallization process in memsfabrication
WO2011037534 A1 20110331	WO2009SG00355 ;	AGENCY SCIENCE TECH & RES;CHOI WON KYOUNG;KUMAR RAKESH;LIAO EBIN;MITSUOKA YASUYUKI;MITSUSUE RYUTA;PREMACHANDRANCHIRAYARIK ATHU VEEDU SANKARAPILLAI;RANGANATHAN NAGARAJAN;SEIKO INSTR INC;TAKAHASHI HIROSHI;	B81B007/0002; H01L023/0048; H01L021/0044;	a wafer level package and a method of forming a wafer level package
US2011103176 A1 20110505	US20080006551P ;US20090863276; WO2009US31582	UNIV CALIFORNIA;	F15D001/0000; B01F015/0002;	accurate and rapid micromixer for integrated microfluidic devices
US2011036431 A1 20110217	US20090540875;	UNIV KOREA RES & BUS FOUND;	F15C001/0006; F15C001/0004; B81B007/0002;	activatable nanoparticle composite valve

Número de Publicação	Prioridade	Depositantes	Classificação	Título
			B81B003/0000;	
WO2011019178 A1 20110217	US20090540875;	UNIV KOREA RES & BUS FOUND;	B82B003/0000;	activatable nanoparticle composite valve
US2011081677 A1 20110407	US20090247341P ;US20100890017;	UNIV MARYLAND;	C12M001/0000; C07K001/0004; C08B037/0008; C12P001/0000; B01L003/0000; C12N011/0010; C08B037/0004;	active microfluidic membranes
US7942568 B1 20110517	US20050155108;	SANDIA CORP;	B01F011/0002;	active micromixer using surface acoustic wave streaming
KR20110013951 A 20110210	KR20090071666;	IUCF HYU;	B81B007/0002; G02B027/0000;	airborne dust particles monitoring device and airborne dust particlesdetecting method using the same
SG170701 A1 20110530	SG20090077061; SG20100007675;	AGENCY SCIENCE TECH & RES;		an integrated micro device, a method for detecting biomarkers usingthe integrated micro device, a method for manufacturing an integrated micro device, and an integrated micro device arrangement
US2011143949 A1 20110616	US20050687010P ;US20080916025; US20100945506; WO2006US21416	FLUIDIGM CORP;	C12Q001/0002; C40B030/0000; C12M001/0034; C12Q001/0068;	analysis using microfluidic partitioning devices
US2011129841 A1 20110602	US20050687010P ;US20080916025; US20100945483; WO2006US21416	FLUIDIGM CORP;	C12Q001/0002; C12Q001/0068; B01L003/0000;	analysis using microfluidic partitioning devices
NZ563831 A 20110331	US20050132712; WO2006US18838 ;	NETWORK BIOSYSTEMS INC;	G01N027/0026; G01N027/0447; G01N027/0416; C12M001/0034; G01R001/0000;	analyzing a sample of biomolecular analyte using electrophoresis
TW201111782 A 20110401	US20090560836;	CHANG GUNG MEDICAL FOUNDATION LINKOU BRANCH;NAT UNIV TSINGHUA;	G01N035/0010; G01N035/0002;	anesthetic sensing optical microfluidic chip system

Número de Publicação	Prioridade	Depositantes	Classificação	Título
US2011066386 A1 20110317	US20090560836;		H01L031/0012; G06F019/0000;	anesthetic sensing optical microfluidic chip system
JP2011080999 A 20110421	KR20090096447; KR20100083629;	KOREA ELECTRONICS TELECOMM;	G01N037/0000; G01N033/0543; G01N021/0064; G01N033/0553;	antigen detection method, antigen detector using the same, and microfluid chip
US2011076684 A1 20110331	DE200910043426 ;		C12Q001/0068; C12M001/0034; G01N033/0053; C12Q001/0002; G01N033/0574;	apparatus and method for acquiring, detecting, and analyzing cells in a microfluidic system
WO2011022732 A2 20110224	US20090235979P ;	PROTEUS BIOMEDICAL INC.; ZDEBLICK MARK;	G01N027/0002; A61B005/0000; G01N033/0048; G01N027/0006;	apparatus and method for measuring biochemical parameters
US2011152121 A1 20110623	WO2008KR05088 ;	KOREA ADVANCED INST SCI & TECH; NAT CANCER CT;	C40B060/0012; C40B030/0004;	apparatus and method for multiple immunoassays on a chip
US2011048945 A1 20110303	CA19992290731; US20020148425; US20070955902; US20100852370; WO2000CA01421 ;	UNIV ALBERTA;	G01N037/0000; G01N030/0056; B01L003/0000; G01N027/0447; G01N001/0040; G01N031/0020; G01N001/0010; G01N001/0000; G01N035/0008;	apparatus and method for trapping bead based reagents within microfluidic analysis systems

Número de Publicação	Prioridade	Depositantes	Classificação	Título
US2011151499 A1 20110623	US20000249327P; US20010281946 P;US2001028194 8P;US200304164 18;US200801277 20;US201113026 587;US20111302 7768;WO2001US 44869;	CALIFORNIA INST OF TECHN;	C12M001/0000; B01F013/0000; B01L003/0000; B01D061/0028; F15C005/0000; B01F005/0006; G01N033/0050; B01F011/0000; F16K099/0000; C12Q001/0002; F04B043/0004; B01D057/0002; B01D063/0008; B01D061/0018; G01N027/0447;	apparatus and methods for conducting assays and high throughputscreening
US2011151498 A1 20110623	US20000249327P; US20010281946 P;US2001028194 8P;US200304164 18;US200801277 20;US201113026 587;WO2001US4 4869;	CALIFORNIA INST OF TECHN;	B01L003/0000; B01F013/0000; B01D057/0002; G01N027/0447; B01F011/0000; B01D061/0018; F15C005/0000; G01N033/0050; F04B043/0004; B01D063/0008; F16K099/0000; C12M001/0000; B01D061/0028; B01F005/0006; C12Q001/0002;	apparatus and methods for conducting assays and high throughputscreening
GB2472236 A 20110202	GB20090013229;	ITI SCOTLAND LTD;	G01N035/0002; B01L003/0000; G01N021/0001;	apparatus for analysing microfluidic devices
WO2011012621 A1 20110203	GB20090013229;	ITI SCOTLAND LTD;SALMON JONATHAN;THOMSON DAVID;	B01L003/0000; G01N035/0000; C12Q001/0068;	apparatus for bio-automation

Número de Publicação	Prioridade	Depositantes	Classificação	Título
WO2011068293 A1 20110609	KR20090118348;	CHOI CHEOL;KOREA ELECTRIC POWER CORP;LEESHIN PYO;OH JE MYUNG;	B82B003/0000; G01N025/0018; G01K007/0020;	apparatus for measuring thermal diffusivity in a nanofluid
KR20110001772 A 20110106	KR20090059460;	KOREA ELECTRIC POWER CORP;	B82B003/0000; G01N027/0018; G01N025/0018;	appartus and method for measuring convective heat transfer coefficientof nanofluids
WO2011067672 A2 20110609	US20090283548P ;	NOVARTIS AG;RUECKL HARALD;SANTRY BARBARA;SCHEFFCZIK HANNO;	B01F013/0000; A61K009/0107; A61K039/0039;	arranging interaction and back pressure chambers for microfluidization
US2011070440 A1 20110324	US20090223575P ;US20100831886;		B32B005/0016; C08B037/0010; C25B007/0000; C07K014/0000;	artificial organelle on a digital microfluidic chip used to redesign the biological activities of heparan sulfate
US2011124114 A1 20110526	US20080036537P ;US20080111429 P;US2009092238 3;WO2009EP531 06;		G01N001/0000; G01N021/0000; G01N033/0000;	assays
CN102062524 A 20110518	CN20101553463;	YANTAI RAYTRON WINNER TECHNOLOGY CO LTD;	B81C001/0000; F26B015/0004; F26B021/0014;	automatic drying equipment for mems (micro electro mechanicalsystem) device wafer
CN102048702 A 20110511	CN20101572011;	UNIV SHANDONG;	A61J003/0002; A61P001/0016; A61K031/0036; A61K009/0019;	bifendate nano crystal preparation and preparation method thereof
CN101962614 A 20110202	CN20101251182;	UNIV BEIJING;UNIV TSINGHUA;	C12M003/0000;	biochip and preparation method thereof
TW201109654 A 20110316	US20090276529P ;	UNIV NAT TAIWAN;	G01N035/0010; G01N033/0483;	biochip system, method for determining sperm quality and method forisolating sperm
US2011061472 A1 20110317	US20090276529P ;US20100763217;	UNIV NAT TAIWAN;	G01N001/0010;	biochip system, method for determining sperm quality and method forseparating sperm
CN102058399 A 20110518	CN20091237742;	CHINESE ACAD INST CHEMISTRY;	A61B005/0002;	bionic pulse feeling system based on microfluidic chip
US2011008210 A1 20110113	WO2008EP52114 ;WO2009FI50146;	VALTION TEKNILLINEN;	G01N021/0076; H01J009/0227;	biosensor and a related manufacturing method

Número de Publicação	Prioridade	Depositantes	Classificação	Título
EP2300355 A1 20110330	WO2008AU00881 ;	SILVERBROOK RES PTY LTD;	B81B003/0000; B81B007/0002; G01N027/0000; G01N035/0000;	bonded microfluidics system comprising cmos-controllable microfluidic devices
WO2011008070 A1 20110120	MYPI20092933; ;	BIEN DANIEL CHIA SHENG; LEE HING WAH; MIMOS BERHAD; SYONO MOHD ISMAHADI;	F16K099/0000; B01L099/0000; B81B003/0000; H01L021/0000; B81B005/0000;	cantilever microvalve structure and method of fabricating same
CN101957201 A 20110126	US20090224969P ;	JIANGSU LEXVU ELECTRONICS CO LTD;	B81C001/0000; G01C019/0056;	capacitive mems gyroscope and method of making the same
CN102046514 A 20110504	US20080129548; WO2009US36755 ;	FREESCALE SEMICONDUCTOR INC;	B81B007/0000; G01L001/0014; B81B003/0000; H01L029/0084; B81C001/0000;	capacitive sensor with stress relief that compensates for package stress
EP2311567 A1 20110420	EP20030254696; US20020213059;	XEROX CORP;	B81B003/0000; B81C001/0000; G01N037/0000; B82B003/0000; G01N035/0010; B41J002/0014; B01J019/0000; B41J002/0016; B01L003/0000; G01N035/0000; B01L003/0002;	capillary-channel probes for liquid pickup, transportation and dispense using spring beams
US2011003721 A1 20110106	US20060332679; US20060332682; US20060494954;	SOUTH DAKOTA SCHOOL OF MINES AND TECHNOLOGY;	C09K003/0018; C09K003/0018;	carbon nanoparticle-containing nanofluid
EP2297586 A2 20110323	KR20080067206; KR20090054613; WO2009KR03523 ;	SAMSUNG ELECTRONICS CO LTD;	B01L003/0000; G01N035/0000;	cartridge containing reagent, microfluidic device including the cartridge, method of manufacturing the microfluidic device, and biochemical analysis method using the microfluidic device

Número de Publicação	Prioridade	Depositantes	Classificação	Título
CN102089664 A 20110608	KR20080067206; KR20090054613; WO2009KR03523	SAMSUNG ELECTRONICS CO LTD;	G01N035/0000;	cartridge containing reagent, microfluidic device including the cartridge, method of manufacturing the microfluidic device, and biochemical analysis method using the microfluidic device
KR20110045841 A 20110504	KR20090102565;		C12Q001/0002; G01N033/0048;	cell-based chemotaxis kit and fabricating method thereof
WO2011014946 A1 20110210	US20090230738P ;US20090230740 P;US2009028725 3P;	ALAVIE TINO;KHINE AYE AYE;LEONARD STEPHEN W;MAASKANT ROBERT;TALEBPOUR SAMAD;	C12M001/0034; C12M001/0042; G01N033/0050; C12M001/0033; C12N011/0000; G01N033/0543; C12N013/0000; G01N027/0026; C12Q001/0068; C12Q001/0002;	cell concentration, capture and lysis devices and methods of use thereof
EP2329276 A2 20110608	KR20080096724; WO2009KR05465 ;	SAMSUNG ELECTRONICS CO LTD;	G01N035/0000;	centrifugal-based microfluid apparatus, method of fabricating the same, and method of testing samples using the microfluidic apparatus
KR20110065641 A 20110616	KR20090122227;	SAMSUNG ELECTRONICS CO LTD;	G01N035/0010; G01N021/0031; G01N033/0053;	centrifugal microfluidic structure for measuring the glycated hemoglobin, centrifugal microfluidic device for measuring the glycated hemoglobin and method for measuring the glycated hemoglobin
US2011111987 A1 20110512	US20090252917P ;US20100904794;		C40B060/0012; C12M001/0033;	centrifugal microfluidic system for nucleic acid sample preparation, amplification, and detection
CA2717939 A1 20110419	US20090252917P ;	UNIV CALIFORNIA;	G01N001/0028; B81B007/0000; G01N001/0042; G01N001/0044;	centrifugal microfluidic system for nucleic acid sample preparation, amplification, and detection
US2011020194 A1 20110127	KR20060085372; KR20070003401; US20070850129; US20100851819;	SAMSUNG ELECTRONICS CO LTD;	G01N009/0030;	centrifugal force-based microfluidic device for protein detection and microfluidic system including the same
US2011085950 A1 20110414	US20090575635;	SAMSUNG ELECTRONICS CO LTD;	B01L003/0000; G01N001/0038; G01N021/0077; G01N033/0050;	centrifugal force based microfluidic system and bio cartridge for the microfluidic system

Número de Publicação	Prioridade	Depositantes	Classificação	Título
US2011124128 A1 20110526	EP20090160558;	ROCHE DIAGNOSTICS OPERATIONS;	G01N033/0053; G01N027/0000;	centrifugal force based microfluidic system and method for the automated analysis of samples
US2011033953 A1 20110210	SE20010000951; SE20010000952; SE20010003117; SE20020000242; US20010322621P ;US20010811741; US20010812123; US20030472421; US20100794915; WO2002SE00537		B01L003/0000; B01J019/0000; G01N033/0543; G01N035/0000;	characterization of reaction variables
WO2011037615 A1 20110331	US20090565544;	ABTMOLECULAR IMAGING INC;GIAMIS ANTHONY M;MCFARLAND AARON;NUTT RONALD;	A61M003/0000; A61K051/0000; A61M036/0014;	chemical production module and dose synthesis card for pet biomarker production system
US2011112503 A1 20110512	US20080130930P ;US20090737058; WO2009US46255 ;		C12N007/0000; C12N001/0000; C12N005/0007; C12N005/0004; A61M031/0000; C40B030/0004;	chemistrode, a plug-based microfluidic device and method for stimulation and sampling with high temporal, spatial, and chemical resolution
WO2011067673 A2 20110609	US20090283518P ;	NOVARTIS AG;RUECKL HARALD;SCHEFFCZIK HANNO;		circulation of components during homogenization of emulsions
WO2011044350 A2 20110414	FR20090057079;	BRUNELLO PIERRE;CORNING INC;CUTLER WILLARD A;DELAUTRE PAUL;GREMETZ SYLVAN M;LAZER IONEL;LOBET OLIVIER;	B01J019/0000;	clamping structure for microfluidic devices
TW201119933 A 20110616	TW20090141974;	NAT CHIP IMPLEMENTATION CT NAT APPLIED RES LAB;	B81B007/0000;	cmos-mems cantilever structure
JP2011029422 A 20110210	JP20090173918;	NISSAN CHEMICAL IND LTD;	H01L021/0312; C08L101/0014; B81C001/0000;	coating composition for protective film for high level difference substrate
US2011071050 A1 20110324	SE20030000822; US20050550182; US20100949211; WO2004SE00441		C40B030/0004; B01L003/0000;	collection of micro scale devices

Número de Publicação	Prioridade	Depositantes	Classificação	Título
US2011126911 A1 20110602	US20090265579P; US20100377635 P;US2010094962 3;	INTEGENX INC A CALIFORNIA CORP;	B32B037/0014; F17D001/0000; F16K031/0048; B32B038/0006; B32B009/0004; F15C001/0004; B32B038/0010; B29C047/0000;	composite plastic articles
WO2011068762 A1 20110609	US20090265579P; US20100377635 P;US2010094962 3;	BLAGA IULIU I;INTEGENX INC;KOBRI BORIS;NIELSENWILLIAM;QI SHIZE D;VAN GELDER EZRA;	B23B007/0000;	composite plastic articles
US2011001143 A1 20110106	US20030716006; US20070736964;	FLX MICRO INC;	B81B003/0000; H01L029/0084; H01L029/0024; G02B026/0008; H01L021/0004; C23C016/0052; C23C016/0032;	composition comprising silicon carbide
WO2011037435 A2 20110331	KR20090092036; KR20090092039;	CHUNG BONG HYUN;EUM NYEON SIK;KOREA RES INST OF BIOSCIENCE;	B81C001/0000; B01D035/0000; C08L101/0000; C08K007/0016; G03F007/0004; B82B003/0000; B01D046/0000;	composition for forming a pattern for a nano-/microfluidic channel, and apparatus for forming a pattern using same
US2011136162 A1 20110609	US20090238481P; US20090258917 P;US2010087299 2;	UNIV DREXEL;	C23C016/0050; C12M001/0000; C12Q001/0002; C12M001/0034; C23C016/0052;	compositions and methods for functionalized patterning of tissueengineering substrates including bioprinting cell-laden constructs for multicompartment tissue chambers
CN102081174 A 20110601	CN20101534639;	UNIV BEIJING;	B81B007/0004; G02B003/0000;	condensing lens array device and manufacturing method thereof
JP2011040303 A 20110224	JP20090187556;	SONY CORP;	H01H059/0000; B81B003/0000;	contact and switch

Número de Publicação	Prioridade	Depositantes	Classificação	Título
US2011140721 A1 20110616	US20080087000P; US20091305792 2;WO2009SG002 77;	AGENCY SCIENCE TECH & RES;	G01R027/0026;	contactless conductivity detector
US2011081674 A1 20110407	US20090249167P; US20100899197;		C12N005/0009; C12N013/0000; C12Q001/0002; C12N005/0071;	continuous-flow deformability-based cell separation
US2011037907 A1 20110217	US19990413222; US20060492533; US20080336357; US20100912122;	QUALCOMM MEMS TECHNOLOGIES INC;	G02B006/0043; G02B026/0002; G02B006/0035; G02B006/0122; H04N005/0066; G01J003/0026; G02B006/0012; G02B026/0008; G09G005/0000; G01L005/0000; G02B026/0000; G09G003/0034; G02B006/0013;	controller and driver features for bi-stable display
KR20110073110 A 20110629	KR20090130279;	KOREA ADVANCED INST SCI & TECH;UNIV SOGANG IND UNIV COOP FOUN;	B60L011/0018; H02J017/0000;	cooling system and cooling method for the pick-up equipment of theon-line electric vehicle using the nanofluid
TW201107226 A 20110301	US20090465573;	SPATIAL PHOTONICS INC;	B81C001/0000; B81B007/0000;	corrosion protection and lubrication of mems devices
CN201864557U U 20110615	CN20102601949 U;	BEIJING AUTOMATION CONTROL EQUIPMENT INST;	B81C001/0000;	degassing and gas-filling equipment for low-moisture-content packaging
CN102076333 A 20110525	US20080076065P WO2009US48972	ANTERIOS INC;	A61K009/0051; A61K031/0048;	dermal delivery
MX2010013562 A 20110215	US20080076065P WO2009US48972	ANTERIOS INC;	A61K009/0051; A61K031/0048;	dermal delivery.
US2011160134 A1 20110630	GB20080010990; GB20090000264; WO2009GB01492	CHIP LTD Q;	A61P005/0000; C08G063/0008; B01L003/0000; A61K038/0022;	device and method for making solid beads

Número de Publicação	Prioridade	Depositantes	Classificação	Título
US2011104128 A1 20110505	US20090610133;	REGENTS OFF OF BOARD OF;UNIV TEXAS;	C12M003/0000; A61K045/0000; A61P007/0006; A61P025/0028;	device and method for transfecting cells for therapeutic use
US2011023971 A1 20110203	DE200910035292 ;	KARLSRUHER INST TECHNOLOGIE;	F16L053/0000;	device for controlling the flow of fluids through microfluidic channels
EP2279789 A2 20110202	DE200910035292 ;	KARLSRUHER INST TECHNOLOGIE;	B01L003/0000; F16K099/0000;	device for controlling the throughput of fluids through microfluid channels, method for operating same and application of same
US2011023970 A1 20110203	DE200910035291 ;	KARLSRUHER INST TECHNOLOGIE;	B81B001/0000;	device for creating a microfluidic channel structure in a chamber
EP2279788 A2 20110202	DE200910035291 ;	KARLSRUHER INST TECHNOLOGIE;	B01L003/0000; F16K099/0000;	device for generating a microfluid channel structure in a chamber, method for producing same and application of same
CN102046274 A 20110504	FR20080002523; WO2009FR00531	COMMISSARIAT ENERGIE ATOMIQUE;	B01D067/0000; G01N027/0044;	device for separating biomolecules from a fluid
US2011108424 A1 20110512	FR20080002523; WO2009FR00531	COMMISSARIAT ENERGIE ATOMIQUE;	C25B007/0000;	device for separating biomolecules from a fluid
US2011152108 A1 20110623	US20080034321P ;US20090921144; WO2009US36324		C40B030/0000; C40B060/0008; C40B050/0006;	devices and methods for thermally-mediated chemical reactions
KR20110054710 A 20110525	KR20090111462;	KOREA ELECTRONICS TELECOMM;	B81B007/0000; H01L023/0043;	devices packages and methods of fabricating the same
WO2011015454 A1 20110210	DE200910035941 ;	FABER SONYA;FRAUNHOFER GES FORSCHUNG;GERDES WILHELM;ZILCH CHRISTIAN;	G01N035/0000;	diagnostic system
TW201109266 A 20110316	TW20090129958;	UNIV NAT CHIAO TUNG;	G01N027/0447; B81B007/0000; B81C003/0000;	dielectrophoresis-based microfluidic system
US2011056834 A1 20110310	TW20090129958;		B03C005/0002;	dielectrophoresis-based microfluidic system
EP2318145 A1 20110511	TR20080006315; WO2009TR00005	CIFTLIK ATA TUNA;KULAH HALUK;	B03C005/0002;	dielectrophoretic cell chromatography device with spiral microfluidic channels and concentric electrodes, fabricated with mems technology
CN102062826 A 20110518	CN20101564525;	INST SEMICONDUCTORS CAS;	G01R031/0000; B81C099/0000;	difference method-based mems device signal detection circuit

Número de Publicação	Prioridade	Depositantes	Classificação	Título
WO2011046615 A2 20110421	US20090252095P ;	CHEN SUPIN;DING HUIJIANG;KENG PEI YUIN;KIM CHANG-JIN;SHAH GAURAV JITENDRA;UNIV CALIFORNIA;VAN DAM R MICHAEL;	B01L003/0000; B81B001/0000; B01J019/0000;	digital microfluidic platform for radiochemistry
US2011048951 A1 20110303	US20070946673P ;US20080666348; WO2008US68651	DIGITAL BIOSYSTEMS;	B81B007/0002;	digital microfluidics based apparatus for heat-exchanging chemical processes
WO2011059697 A1 20110519	US20090608040;	EASTMAN KODAK CO;SUCHY DONNA P;TUTT LEE WILLIAM;	G03G015/0022;	digital manufacture of a microfluidic device
US2011103838 A1 20110505	US20090608040;		G03G015/0006;	digital manufacture of a microfluidic device
DE102009027712 A1 20110120	DE200910027712 ;	ROBERT BOSCH GMBH;	B81B007/0002; H03M001/0066; B81B003/0000;	digital/analog converter, has sensor detecting physical and/or chemical condition of conveying unit, signal for data bit is formed by signal conductors, and output signal determined and/or formed based on condition of conveying unit
BRPI0613795 A2 20110215	US20050174680; WO2006US26016	3M INNOVATIVE PROPERTIES CO;	B01L003/0000;	discos de processamento de amostras microfluidicas
CN101978248 A 20110216	US20080191812; US20080970451; WO2008US12369	DYNAMIC THROUGHPUT INC;	G01J003/0044;	discovery tool with integrated microfluidic biomarker optical detection array device and methods for use
EP2277624 A2 20110126	KR20090065984; KR20100066241;	SAMSUNG ELECTRONICS CO LTD;	B01L003/0000;	disk type microfluidic device and blood testing apparatus using the same
KR20110009022 A 20110127	KR20090065984;	SAMSUNG ELECTRONICS CO LTD;	G01N035/0008; G01N037/0000; G01N033/0049; G01N035/0000;	disk type microfluidic device and blood testing apparatus using the same
US2011014094 A1 20110120	KR20090065984; KR20100066241;	SAMSUNG ELECTRONICS CO LTD;	G01N035/0000; B81B007/0000; G01N033/0048; B01L003/0000;	disk type microfluidic device and blood testing apparatus using the same

Número de Publicação	Prioridade	Depositantes	Classificação	Título
US2011160346 A1 20110630	US20060788234P; US20060789300 P;US2006081039 4P;US200608193 19P;US20070693 454;US20070695 877;US20070757 272;US20111304 0085;	APPLIED NANOTECH HOLDINGS INC;	C08K003/0004; C09D163/0000; C08G059/0014; C08G059/0016;	dispersion of carbon nanotubes by microfluidic process
CN101957532 A 20110126	CN20091160052;	PRIME VIEW INT CO LTD;	G02F001/0167; G02F001/0133; B81B007/0002;	display device and micro electro mechanical system (mems) arraysubstrate thereof
WO2011062471 A2 20110526	MYPI20094935;	BIEN DANIEL CHIA SHENG;LEE HING WAH;MIMOS BERHAD;	G01N035/0008; G01N033/0048; B01L007/0000; B01L003/0000; G01N001/0044;	disposable paraffin microvalve for biomedical applications
ITTO20090915 A1 20110526	IT2009TO00915;	BIODIVERSITY S P A;CONSIGLIO NAZ DELLE RICERCHE INFM ISTITUTO;TORINOPOLITECNICO;UNIV DEGLI STUDI TRIESTE;		dispositivo microfluidico, particolarmente per la rivelazione divarianti geniche
ES2352344T T3 20110217	US20050646512P ;	SENG ENTPR LTD;	B01L003/0000; B01J019/0000; G01N033/0048;	dispositivo de microfluido para estudio de celulas.
US2011070578 A1 20110324	US20090213404P ;US20090213405 P;US2009021340 6P;US201006594 88;	LOCKHEED CORP;	C12M001/0000; C12Q001/0068;	dna analyzer
US2011070160 A1 20110324	US20090565544;		A61K051/0004; G21C001/0000;	dose synthesis mosule for biomaker generator system
WO2011020011 A2 20110217	US20090233638P ;US20090238486 P;US2009024148 8P;US200902602 20P;US20090291 108P;US2010032	ADVANCED LIQUID LOGIC INC;ECKHARDT ALLEN E;HUA ZHISHAN;POLLACK MICHAEL G;SRINIVASAN VIJAY;SUDARSAN ARJUN;THWAR PRASANNA;WINGER THEODORE;	G01N033/0050; G01N035/0000; C12Q001/0068;	droplet actuator and droplet-based techniques

Número de Publicação	Prioridade	Depositantes	Classificação	Título
	1259P;US20100364528P;			
WO2011002957 A2 20110106	US20090222185P ;US20090225582 P;US2009023411 4P;US200902370 08P;US20090238 512P;US2009024 1543P;US200902 54849P;US20090 254865P;US2009 0254877P;US200 90288665P;US20 100294874P;	ADVANCED LIQUID LOGIC INC;BRACKETT GEORGE;BRAFFORD KEITH R;CLARK DARIUS;HUA ZHISHAN;NORTON SCOTT;PAMULA VAMSEE K;POLLACK MICHAEL G;SISTA RAMAKRISHNA;SMITH GREGORY F;SRINIVASAN VIJAY;STURMER RYAN A;SUDARSAN ARJUN;THWAR PRASANNA;WANG TIH-HONG;WINGER THEODORE;	B41J002/0175; B41J002/0006; B41J029/0038;	droplet actuator devices and methods
US2011137114 A1 20110609	US20090261369P ;US20100927437;	A61F005/0000;		drug delivery system for treating erectile dysfunction
US2011039725 A1 20110217	US20080027390P ;US20090866018; WO2009US33586	C40B030/0004;		dynamic array assay methods
JP2011049303 A 20110310	JP20090195659;	TOSHIBA CORP;	H01L029/0084; B81B003/0000; H01L021/0768; B81C001/0000;	electric component and method of manufacturing the same
US2011111988 A1 20110512	US20090259330P ;US20100942866;	NEWPARK CANADA INC;	C09K008/0034;	electrically conductive oil base drilling fluids containing carbonnanotubes
WO2011054111 A1 20110512	US20090259330P ;	FATSEYEUARKADZ;IONESCU VASII LUMINITA LILIANA;NEWPARK CANADA INC;	E21B021/0000; C09K008/0034; E21B049/0000; C09K008/0036;	electrically conductive oil base drilling fluids containing carbonnanotubes
CN102095770 A 20110615	CN20101553307;	UNIV FUDAN;	G01N027/0416;	electrochemical sensor chip based on digital microfluidic technology
WO2011049718 A1 20110428	US20090253279P ;US20100719262;	DIAGNOSTIC CHIPS LLC;LI DONGQING;	G01N033/0048;	electrokinetic microfluidic flow cytometer apparatuses with differential resistive particle counting and optical sorting
US2011089328 A1 20110421	US20090253279P ;US20100719262;	DIAGNOSTIC CHIPS LLC;	G01T001/0020; G01R027/0008;	electrokinetic microfluidic flow cytometer apparatuses with differential resistive particle counting and optical sorting

Número de Publicação	Prioridade	Depositantes	Classificação	Título
US2011083964 A1 20110414	US20050680889P ;US20060383133; US20100793548;	APPLIED BIOSYSTEMS LLC;	G01N027/0453; F16K031/0002;	electrowetting-based valving and pumping systems
CN201694829U U 20110105	CN20102225611 U;	MEMSENSING MICROSYSTEMS SUZHOU CHINA CO LTD;	B81B007/0000;	encapsulating structure of mems micro sensor
GB2476209 A 20110615	GB20080017309; WO2009GB01861 ;	UNIV HERIOT WATT;	B81B007/0000; B81C001/0000;	encapsulation method
EP2326592 A2 20110601	DE200810042106 ;WO2009EP5900 9;	ROBERT BOSCH GMBH;	B81C001/0000;	encapsulation, mems and encapsulation method
CN102105390 A 20110622	DE200810040775 ;WO2009EP5799 4;	ROBERT BOSCH GMBH;	B81C001/0000; G01P001/0002;	encapsulation, mems and method of selective encapsulation
EP2303769 A2 20110406	DE200810040775 ;WO2009EP5799 4;	ROBERT BOSCH GMBH;	B81C001/0000;	encapsulation, mems and method of selective encapsulation
ES2352581T T3 20110221	EP20080010082;	BOEHRINGER INGELHEIM MICROPART;	F16K099/0000; F04B043/0004; B01L003/0000;	estructura de lamina microfluidica para dosificar liquidos.
CN102079503 A 20110601	CN20091199452;	SEMICONDUCTOR MFG INT SHANGHAI;	B81C001/0000;	etching method of silicon substrate forming mems (micro electromechanical system) device
GB2473851 A 20110330	GB20090016871;	MEMSSTAR LTD;POINT 35 MICROSTRUCTURES LTD;	H01L021/0308; H01L021/0306; B81C001/0000;	etching silicon
JP2011083844 A 20110428	JP20090237014;	SEIKO EPSON CORP;	H03H003/0007; B81C099/0000; H03H009/0024;	evaluation method for mems device, and manufacturing method formems device
EP2334434 A1 20110622	US20080285326; WO2009EP62657	TECAN TRADING AG;UNIV TORONTO;	B01L003/0000;	exchangeable carriers pre-loaded with reagent depots for digitalmicrofluidics
TW201118035 A 20110601	TW20090139061;	NAT CHIP IMPLEMENTATION CT NAT APPLIED RES LAB;	B81C001/0000;	fabricating method of single chip for intergating with field-effecttransistor and mems
US2011091972 A1 20110421	US20090582575;	ACADEMIA SINICA;	C12N005/0000; B29C044/0036;	fabricating scaffolds and other cell-growth structures usingmicrofluidics to culture biological samples
KR20110047509 A 20110509	KR20090104172;		B82B003/0000;	fabrication method of nanofluid

Número de Publicação	Prioridade	Depositantes	Classificação	Título
KR20110025341 A 20110310	KR20090083356;	IAC IN NAT UNIV CHUNGNAM;	A61L027/0050; A61L027/0014; A61L027/0056;	fabrication method of polymeric janus microfiber having porous surface for tissue engineering
US2011049415 A1 20110303	KR20090078701;	KOREA INST GEOSCIENCE & MINERA;	C09K005/0000; C01G009/0002; B32B005/0016;	fabrication method of zno nano-particle and fabrication method of znonano-fluid using thereof
FR2953504 A1 20110610	FR20090058642;	SAINT GOBAIN;	B81B001/0000; C03B011/0005; C03B023/0203;	fabrication of microfluidic device, comprises disposing quantity of borosilicate glass melted between elements of mold, pressing quantity of glass between the elements, separating the elements, and collecting the piece from molded glass
WO2011028504 A2 20110310	US20090236373P ;	CAVENDISH KINETICS INC; KNIPE RICHARD L; SMITH CHARLES GORDON;	B81C001/0000;	fabrication of a floating rocker mems device for light modulation
US2011045577 A1 20110224	US20050682174P ; US20060920483; WO2006US19787	HARVARD COLLEGE;	H01R043/0000; G01N033/0000; C12M001/0000;	fabrication of conductive pathways, microcircuits and microstructures in microfluidic networks
KR20110015335 A 20110215	KR20090073018;	UNIV KOREA RES & BUS FOUND;	B81B007/0000; A61B005/0478; H01L021/0027;	fixing method of pdms electrode for mems with polyimide
WO2011036289 A1 20110331	DE200910043226 ;	GUMBRECHT WALTER; PAULICKA PETER; SIEMENS AG; UEBERFELD JOERN;	B01L003/0000;	flat body in the manner of a chip card for biochemical analysis and method for the use thereof
CN101973508 A 20110216	CN20101284607;	UNIV SHANGHAI JIAOTONG;	A61B005/0478; B81C001/0000;	flexible substrate mems technology-based electroencephalogram dry electrode array and preparation method thereof
US2011072914 A1 20110331	US20080031054;	ILLUMINA INC;	F04B037/0010; G01N001/0014; B01L003/0002;	flow cells and manifolds having an electroosmotic pump
EP2285491 A1 20110223	US20080047923P ; WO2009US0249 6;	CLAROS DIAGNOSTICS INC;	B01L003/0000;	flow control in microfluidic systems
TW201111033 A 20110401	RU20090120627;	CORNING INC;	B01F005/0006; B01F013/0000; B01J019/0000; B81C003/0000;	flow controlled microfluidic devices
CN102095489 A 20110615	CN20101582248;	UNIV NORTH CHINA;	B81B003/0000; G01S007/0521; G01H011/0006;	flow noise resistant sensitive body for vector hydrophone

Número de Publicação	Prioridade	Depositantes	Classificação	Título
WO2011007309 A1 20110120	EP20090305683;	KONINKL PHILIPS ELECTRONICS NV;WIMBERGER-FRIEDL REINHOLD;	B01L003/0000; B01L009/0000;	fluid actuation system
US2011008223 A1 20110113	US20090168468P ;US20100758482;	CANON US LIFE SCIENCES INC;	B01L003/0000;	fluid interface cartridge for a microfluidic chip
CN102105227 A 20110622	EP20080011106; WO2009EP03907 ;	BOEHRINGER INGELHEIM MICROPART;	B01L003/0000; B65D075/0036;	fluid metering container
WO2011066361 A1 20110603	US20090263981P ;	CLAROS DIAGNOSTICS INC;LINDER VINCENT;STEINMILLER DAVID;TAN ENQING;TAYLOR JASON;	B01L003/0000;	fluid mixing and delivery in microfluidic systems
US2011120562 A1 20110526	US20090263981P ;US20100953771;	CLAROS DIAGNOSTICS INC;	F15D001/0000;	fluid mixing and delivery in microfluidic systems
US2011056565 A1 20110310	KR20090085496;	SAMSUNG ELECTRONICS CO LTD;	F16L009/0000; E03B001/0000;	fluid receiving chamber, microfluidic device including fluidreceiving chamber, and fluid mixing method
KR20110027419 A 20110316	KR20090085496;	SAMSUNG ELECTRONICS CO LTD;	G01N001/0038; G01N033/0048;	fluid receiving chamber, microfluidic device with fluidreceiving chamber, and fluid mixing method
EP2339184 A2 20110629	KR20080092743; WO2009KR05399	KOREA RES INST OF STANDARDS;	F04F007/0000;	fluid transfer apparatus
US2011143964 A1 20110616	US20040545435P ;US20050589860; WO2005US05389	C07H021/0004; C12P019/0034; C40B060/0014; B01L003/0000; C40B050/0006; C12Q001/0068; C12M001/0036;		fluidic devices and methods for multiplex chemical and biochemicalreactions
TW201120447 A 20110616	TW20090142016;	NAT UNIV CHUNG HSING;	G01N035/0008; B81C001/0000; G01N033/0553; G01N030/0010; B81B007/0000;	foldable microfluidic chip and manufacturing method andapplication thereof.

Número de Publicação	Prioridade	Depositantes	Classificação	Título
JP2011025243 A 20110210	US20030461954P ;	HARVARD COLLEGE;	B01J019/0000; B01J019/0008; B05B005/0003; B01F013/0000; G01N037/0000; B05B007/0006; B01J013/0000; B01J002/0004; B01F005/0006;	formation and control of fluid species
EP2291540 A1 20110309	EP20100705985; WO2009EP00465 ;WO2010EP5082 0;	TETHIS S R L;	G01N033/0543; B01J019/0000; B01L003/0000; C12Q001/0068; G01N033/0551;	functionalized microfluidic device for immunofluorescence
CN102043062 A 20110504	CN20101536647;	BEIJING INST TECHNOLOGY;	G01N035/0010;	gas-liquid pressure device for microfluidic chip
CN102066579 A 20110518	US20080047657P ;US20080116815 P;WO2009US414 34;	UNIV COLUMBIA;	C12Q001/0068;	geometric patterns and lipid bilayers for dna molecule organizationand uses thereof
US2011140033 A1 20110616	US20090638135;	MASSACHUSETTS INST TECHNOLOGY;	C09K005/0000;	graphite microfluids
CN201823514U U 20110511	CN20102556180 U;	UNIV SOUTHEAST;	B01J019/0000; B01J013/0000; B01L003/0000;	gravity-driven microfluid device for preparing monodispersedemulsion
CN101982229 A 20110302	CN20101503221;	UNIV SOUTHEAST;	B01J013/0000; B01J019/0000; B01L003/0000;	gravity drive microfluidic device for preparing monodispersedemulsion and method thereof
US2011038768 A1 20110217	US20010783225; US20040778598; US20080032631; US20100750471; US20100904432;	HANDYLAB INC;	B01L003/0000;	heat-reduction methods and systems related to microfluidic devices
US2011001081 A1 20110106	US20090222804P ;US20100828025;	UCHICAGO ARGONNE LLC;	C09K005/0000;	heat transfer fluids containing nanoparticles

Número de Publicação	Prioridade	Depositantes	Classificação	Título
US2011081138 A1 20110407	US20070005862; US20100968150;	ST MICROELECTRONICS INC;	B23P019/0004; H05B003/0082;	heating system and method for microfluidic and micromechanical applications
CN102107846 A 20110629	US20090647559;	SOLID STATE SYSTEM CO LTD;	B81B007/0002;	hermetic mems device and method for fabricating hermetic mems device and package structure of hermetic mems device
CN201864556U U 20110615	CN20102600930 U;	BEIJING AUTOMATION CONTROL EQUIPMENT INST;	B81B007/0000;	high-vacuum ceramic lcc (leadless chip carrier) packaging device
CN201804009U U 20110420	CN20102294299 U;	SUZHOU KANG DA NAMI BIOLOG ENGINEERING CO LTD; UNIV SHANGHAI JIAOTONG;	G01N033/0569; G01N033/0543;	high throughput microfluidic detection piece
CN102040186 A 20110504	CN20101538418;	BEIJING INST OF AUTOMATIC CONTROL EQUIPMENT;	B81C001/0000;	high vacuum ceramic lcc packaging method
TW201112297 A 20110401	US20080343533;	IBM;	H01H059/0000; B81C001/0000;	hybrid mems rf switch and method of fabricating same
US2011039280 A1 20110217	US20070983412P ;US20080093035 P;US2008074008 7;WO2008US815 71;	PURDUE RESEARCH FOUNDATION;	G01N033/0569; C12M001/0034;	hybrid microfluidic spr and molecular imaging device
US2011076195 A1 20110331	US20070739727; US20100964936;	B01J019/0000;		hydrodynamic isolation method and apparatus
WO2011067669 A2 20110609	US20090283517P ;	ESKES ROBERT; KRAUS GOTTFRIED; NOVARTIS AG;	A61K039/0039; A61K039/0012; A61K009/0107;	hydrophilic filtration during manufacture of vaccine adjuvants
CN102060988 A 20110518	CN20101534403;	UNIV JINAN;	C08G063/0685; G01N035/0000;	hydroxy-terminated hyperbranched polyamine-ester polymer and application thereof in microfluidic chip
CN101939644 A 20110105	US20080020310P ;WO2009US3068 6;	HUREL CORP;	C12Q001/0002; G01N033/0048; G01N033/0483;	immune system modeling devices and methods
US2011027804 A1 20110203	US20080020310P ;US20090812225; WO2009US30686	HUREL CORP;	C12M003/0000; G01N033/0053;	immune system modeling devices and methods

Número de Publicação	Prioridade	Depositantes	Classificação	Título
WO2011062557 A1 20110526	WO2009SG00442 ;	GONG HAIQING;	G01N001/0038; G01N001/0018; B01L001/0000; B81B007/0004;	improved microfluidic device and method
EP2270236 A1 20110105	EP20050792245; US20040961695;	HARVARD COLLEGE;MEDICAL RES COUNCIL;	B01F013/0000; C12N015/0009; B01F003/0008; C12Q001/0068;	in vitro evolution in microfluidic systems
EP2270235 A1 20110105	EP20050792245; US20040961695;	HARVARD COLLEGE;MEDICAL RES COUNCIL;	B01F013/0000; B01F003/0008; C12N015/0009; C12Q001/0068;	in vitro evolution in microfluidic systems
CN101947124 A 20110119	CN20101218520;	CAPITALBIO CORP;UNIV TSINGHUA;	A61B017/0435; A61D019/0004;	integrated microfluidic chip device and using method thereof
US2011124049 A1 20110526	US20070963673P ;US20080672673; WO2008SG00282	C12P019/0034;		integrated microfluidic device for gene synthesis
US2011070664 A1 20110324	US20090216538P ;US20100857371; WO2010US35333 ;	G01N030/0096; G01N021/0000; G01N001/0018; G01N033/0543; G01N031/0000; G01N021/0076; G01N027/0447;		integrated microfluidic device for serum biomarker quantitation using either standard addition or a calibration curve
US2011136252 A1 20110609	US20060778430P ;US20070224557; WO2007US05248	UNIV CALIFORNIA;	G01N001/0010; B01L003/0000;	integrated microfluidics for parallel screening of chemical reactions
KR20110016479 A 20110217	US20080059399P ;	BIONANOMATRIX INC;	G01N033/0048; G01N035/0008; G01N035/0000;	integrated nanofluidic analysis devices, fabrication methods and analysis techniques
EP2296813 A2 20110323	US20080059399P ;WO2009US4642 7;	BIONANOMATRIX INC;	B01L003/0000;	integrated nanofluidic analysis devices, fabrication methods and analysis techniques
CN101975934 A 20110216	CN20101292267;	UNIV SHANGHAI JIAOTONG;	B81B003/0000; G01R033/0009;	integrated bias coil type giant magneto-impedance effect (gmi)magneto-dependent sensor
US2011053806 A1 20110303	US20080030887P ;US20080045578 P;US2009086760 7;WO2009US346 35;	FLUIDIGM CORP;	C40B060/0000;	integrated carrier for microfluidic device

Número de Publicação	Prioridade	Depositantes	Classificação	Título
TW201113979 A 20110416	TW20090133996;	UNITED MICROELECTRONICS CORP;	H01L021/0082; B81C001/0000;	integrated circuit having microelectromechanical system device and method of fabricating the same
WO2011028384 A1 20110310	US20090548697;	ANDERSON FELIX P;IBM;MCDEVITT THOMAS L;STAMPERANTHONY K;	B81C001/0000;	integrated circuit switches, design structure and methods of fabricating the same
CN101957246 A 20110126	CN20101233997;	UNIV TSINGHUA;	B81B003/0000; G01B011/0002; G01L001/0024; B81C001/0000;	integrated detector for micro-force micro-displacement measurement system
WO2011057197 A2 20110512	US20090258827P ;	ADVANCED LIQUID LOGIC INC;CHU HON LUNG;ECKHARDT ALLEN;HAUSER MICHAEL;HUA ZHISHAN;POLLACK MICHAEL G;SRINIVASAN VIJAY;UNIV DUKE;	G01N027/0447; B01J002/0002; C12Q001/0068; G01N033/0048; G01N035/0000;	integrated droplet actuator for gel electrophoresis and molecular analysis
US2011104817 A1 20110505	SG20090007006;	SCIENCE TECHNOLOGY AND RES;	C12M001/0034; G01N033/0048; G01N001/0018; B01L003/0000; H01L021/0098;	integrated micro device, a method for detecting biomarkers using the integrated micro device, a method for manufacturing an integrated micro device, and an integrated micro device arrangement
JP2011011329 A 20110120	US20090477667;	HONEYWELL INT INC;	B81B007/0000; H01L029/0084;	integrated micro electric machine system (mems) sensor device
US2011136262 A1 20110609	US20090182646P ;US20100790475;	AVIANA MOLECULAR TECHNOLOGIES LLC;	G01N027/0000; G01N033/0543;	integrated microchip sensor system for detection of infectious agents
CN102062729 A 20110518	CN20091237844;	INST SEMICONDUCTORS CAS;	G01N021/0041; G01N021/0025;	integrated structure of micro-ring cavity structure-based two-channel sensors and microfluidic channels and manufacture method of integrated structure
US2011107822 A1 20110512	US20080033586P ;US20090919570; WO2009US35811 ;	WATERS TECHNOLOGIES CORP;	G05D007/0006; G01N021/0001; G01N030/0002; H01J049/0000;	interfacing with a digital microfluidic device
US2011125136 A1 20110526	US20050688436P ;US20060450862; US201113013733	C12Q001/0002; A61M005/0000; C12Q001/0060; C12Q001/0054;		intravascular diagnostic and therapeutic sampling device
CN101968464 A 20110209	CN20101292260;	THIRD AFFILIATED HOSPITAL OF THE THIRD MILITARY MEDICAL UNIVERSITY OF CHINESE PLA;	G01N029/0002; G01N029/0022;	inverted liquid-phase acoustic surface wave detection device and array thereof

Número de Publicação	Prioridade	Depositantes	Classificação	Título
CN102096126 A 20110615	CN20111004240;	UNIV NANJING POSTS & TELECOMM;	G02B003/0014; G02B026/0002;	ion liquid-based microfluidic varifocus lens
CN102093583 A 20110615	CN20101577635;	UNIV NORTHWESTERN POLYTECHNIC;	C08L083/0004; C08J005/0012;	irreversible bonding method using polydimethylsiloxane as substratematerial
WO2011042422 A1 20110414	EP20090012564;	BOEHRINGER INGELHEIM MICROPART;JOEDICKETHORSTEN;KUR OWSKI DIRK;SCHOEN CHRISTIAN;	B81C003/0000; B01L003/0000; B29C065/0060;	joining method and joint for microfluidic components
WO2011071912 A1 20110616	US20090267163P ;US20100407738 P;	KOSER HUR;UNIV YALE;	G01N033/0049; B03C001/0032;	label-free cellular manipulation and sorting via biocompatibleferrofluids
US2011086352 A1 20110414	US20090245083P ;US20100888917;		C12M001/0034; C12Q001/0068;	label free detection of nucleic acid amplification
EP2292710 A1 20110309	EP20040795012; WO2004US33791 ;	RHEONIX INC;	G01N015/0006; G01N033/0048; G01N033/0000; C09J005/0010; C09J005/0000;	laminated microfluidic structures and method for making
US2011061884 A1 20110317	GB20050010873; WO2006GB01971 ;		H05K005/0006; B23K026/0008; B81C099/0000; B23K026/0006; B29C065/0016;	laser assisted system and method for bonding of surfaces; microcavityfor packaging mems devices
WO2011031432 A2 20110317	EP20090305797;	BRUNEAUX JEAN-FRANCOIS;CORNING INC;FRISKE MARK S;LEREBoullet JEAN-PIERRE H;LOBET OLIVIER;NEDELEC YANN P;	B01J019/0000; B81C003/0000; B81C001/0000; C03B023/0203;	layered sintered microfluidic devices with controlled compression during sintering and associated methods
EP2289845 A1 20110302	EP20090305797;	CORNING INC;	C03B023/0203; B81C001/0000; B01J019/0000; B81C003/0000;	layered sintered microfluidic devices with controlledcompression during sintering and associated methods
TW201118033 A 20110601	TW20090139451;	PHOENIX PREC TECHNOLOGY CORP;ST MICROELECTRONICS SRL;	B81B007/0000; B81C001/0000;	lid, fabricating method thereof, and mems package made thereby
WO2011061771 A1 20110526	WO2009IT00527;	AZZOPARDI MARK A;CORTESE MARIOFRANCESCO;HSU SHIH-	B81B007/0000;	lid, fabricating method thereof, and mems package made thereby

Número de Publicação	Prioridade	Depositantes	Classificação	Título
		PING;MICALLEF IVAN;ST MICROELECTRONICS SRL; TSAI KUN-CHEN; UNIMICRON TECHNOLOGY CORP;		
US2011021730 A1 20110127	WO2008CN72205 ;	UNIV BEIJING;	C07C205/0059; C08F230/0008;	light sensitive initiator integrated polydimethylsiloxane
WO2011012619 A1 20110203	GB20090013228;	ITI SCOTLAND LTD; SALMON JONATHAN; THOMSON DAVID;	B01L003/0000;	loading element
CN102046516 A 20110504	US20080133813; WO2009US46176 ;	QUALCOMM MEMS TECHNOLOGIES INC;	B81B003/0000;	low temperature amorphous silicon sacrificial layer for controlled adhesion in mems devices
KR20110014709 A 20110211	US20080133813;	QUALCOMM MEMS TECHNOLOGIES INC;	B81B003/0000; B81C001/0000;	low temperature amorphous silicon sacrificial layer for controlled adhesion in mems devices
EP2297026 A2 20110323	US20080133813; WO2009US46176	QUALCOMM MEMS TECHNOLOGIES INC;	B81C001/0000;	low temperature amorphous silicon sacrificial layer for controlled adhesion in mems devices
WO2011069518 A1 20110616	WO2009EP08751 ;	PASARIBU RIHARD; SKF AB; TATAR FLORIN;	F16N029/0002; B01L003/0000; G01N027/0006; G01N033/0028; G01N011/0004;	lubricated system with lubricant analyzer comprising a microfluidic chip
EP2289613 A2 20110302	JP20090192991;	HITACHI PLANT TECHNOLOGIES LTD;	B01F013/0000; B01F013/0010; B01F015/0000; B01F003/0008;	machine and method for emulsification
US2011046243 A1 20110224	JP20090192991;	HITACHI PLANT TECHNOLOGIES LTD;	B01J013/0000; B01F005/0008;	machine and method for emulsification
KR20110059383 A 20110602	KR20090116098;	KOREA ELECTRIC POWER CORP;	C09K005/0006; B82B003/0000;	magnetic nanofluids, manufacturing method and using method thereof
US2011137018 A1 20110609	US20080124565P ; US20090937983; WO2009US40866 ;	CYNVENIO BIOSYSTEMS INC;	B03C001/0001; B03C001/0000; B03C001/0002; C07K001/0014; C07H021/0002;	magnetic separation system with pre and post processing modules

Número de Publicação	Prioridade	Depositantes	Classificação	Título
US2011000560 A1 20110106	US20090162521P ;US20100729462;	RAINDANCE TECHNOLOGIES INC;	F03B011/0000;	manipulation of microfluidic droplets
US2011118139 A1 20110519	US19990121223P ;US19990127825 P;US1999012864 3P;US200005106 26;US200306062 01;US200709288 08;US201113015 242;WO2000US0 4486;WO2000US 04522;	CALIPER LIFE SCIENCES INC;	C07H021/0004; B01L003/0000; G01N035/0000; C07H021/0002; C40B030/0004; C40B030/0000;	manipulation of microparticles in microfluidic systems
FR2954305 A1 20110624	FR20090059283;	SAINT GOBAIN;	B81C001/0000; C03C017/0002;	manufacturing microfluidic device comprising substrate and microstructure, comprises depositing glass frit on first substrate having predefined patterns, and optionally subjecting substrate to heat treatment at temperature of given range
WO2011060188 A2 20110519	US20090619521;	KHONSARI NASSIM;QUALCOMM MEMS TECHNOLOGIES INC;	B81B007/0000;	manufacturing a mems having electrically connected front plate and back plate
JP2011083881 A 20110428	JP20090240641;	TOSHIBA CORP;	B81B003/0000; B81C001/0000;	manufacturing method for mems device, and mems device
KR20110059216 A 20110602	KR20090115875;	KOREA ELECTROTECH RES INST;	C10M177/0000; C10M125/0010;	manufacturing method of alumina nanofluids by hydrothermal reaction and alumina nanofluids thereof
WO2011072600 A1 20110623	CN20091263297; CN20101100938;	SHANG JINTANG;UNIV SOUTHEAST;	B81C003/0000;	manufacturing method of wafer level glass microcavity by using foaming molding
TW201118032 A 20110601	TW20090140212;	PIXART IMAGING INC;	B81B003/0000; G01P015/0018;	mass for use in a micro-electro-mechanical-system sensor and 3-dimensional micro-electro-mechanical-system sensor using same
CN101970340 A 20110209	US20080027770P ;WO2009US3346 5;	QUALCOMM MEMS TECHNOLOGIES INC;	B81C099/0000;	measurement and apparatus for electrical measurement of electrical drive parameters for a mems based display
BRPI0708131 A2 20110517	US20060774678P ;WO2007IB00370	UNIVERSAL BIOSENSORS PTY LTD;	G01N033/0053; G01N033/0049; B81B001/0000;	mecanismo de transferência de fluidos
TW201104826 A 20110201	US20090182292P ;US20100790646;	SIIMPEL CORP;	B81B003/0000; H01L023/0058;	mechanical isolation for mems electrical contacts

Número de Publicação	Prioridade	Depositantes	Classificação	Título
EP2276047 A1 20110119	JP20080093595; WO2009JP56493;	PANASONIC ELEC WORKS CO LTD;	H01H049/0000; B81C001/0000; H01H057/0000; H01H059/0000; B81B003/0000;	mem switch and method for manufacturing the same
WO2011028595 A2 20110310	US20090239619P ;	LIU LIN;UNIV FLORIDA;XIE HUIKAI;	B81B007/0002; G01B011/0024;	mems-based optical image scanning apparatus, methods, and systems
CN102086016 A 20110608	CN20101618356;	SHANGHAI INTEGRATED CIRCUIT RES & DEV CT CO LTD;	B81B003/0000; B81C001/0000;	mems (micro-electro-mechanical system) micro-bridge structureand manufacturing method thereof
CN102079502 A 20110601	CN20101571925;	EAST CHINA OPTO ELECTRONIC INTEGRATED DEVICE RES INST;	B81C001/0000; B81B007/0002; B81B003/0000;	mems (micro electro mechanical system) device and wafer- levelvacuum packaging method thereof
JP2011128173 A 20110630	JP20080105333;	SUMITOMO PRECISION PROD CO;	H02K033/0018; G02B026/0010; B81B003/0000;	mems actuator
US2011093987 A1 20110421	US20090579872;		H02N010/0000; G01Q010/0000; G01Q070/0016;	mems actuator device with integrated temperature sensors
CA2682844 A1 20110415	CA20092682844;	ICSPI CORP;	G12B001/0002; B82Y015/0000; G01Q010/0004; G01Q070/0016; B81B007/0002; G01Q010/0000;	mems actuator device with integrated temperature sensors
TW201106451 A 20110216	TW20090126721;	UNITED MICROELECTRONICS CORP;	B81B007/0002; H01L023/0028;	mems and a protection structure thereof
JP2011045981 A 20110310	JP20090197924;	RITSUMEIKAN;TOWA CORP;	B81C003/0000; B81B003/0000;	mems and method for manufacturing same
TW201102695 A 20110116	TW20090123120;	PRIME VIEW INT CO LTD;	G02F001/0167; G02F001/0013; B81B007/0000;	mems array substrate and display device using the same
TW201106452 A 20110216	TW20090126099;	PIXART IMAGING INC;	B81B007/0002; H01L023/0031; H01L023/0028;	mems chip and package method thereof

Número de Publicação	Prioridade	Depositantes	Classificação	Título
CN102052985 A 20110511	CN20101621888;	UNIV XI AN JIAOTONG;	B81B007/0000; B81B003/0000; G01L009/0006;	mems cylinder-type high-temperature and superhigh-pressureresistant sensor
TW201110274 A 20110316	JP20090062805;J P20090062844;J P20090275848;	PANASONIC ELEC WORKS CO LTD;	H01L023/0002; B81B007/0000;	mems device
CN102066239 A 20110518	JP20090003455; WO2009JP07272;	PANASONIC CORP;	H04R019/0000; B81B003/0000;	mems device
JP2011115902 A 20110616	JP20090275848;	PANASONIC ELEC WORKS CO LTD;	H01L023/0008; G02B026/0008; H01L023/0002; H01L023/0004; B81B003/0000;	mems device
JP2011066150 A 20110331	JP20090214807;	TOSHIBA CORP;	H01G005/0016; H01H059/0000; B81B003/0000;	mems device
TW201107230 A 20110301	US20090238085P ;	MIRADIA INC;	B81C001/0000; B81B007/0000;	mems device and manufacturing method thereof
JP2011042029 A 20110303	KR20070007915;	SAMSUNG ELECTRO MECH;	G02B026/0008; G02B026/0010; B81B003/0000;	mems device and method for manufacturing the same
JP2011005600 A 20110113	JP20090152400;	FUJITSU LTD;	B81C001/0000; B81B003/0000;	mems device and method for manufacturing the same
JP2011022137 A 20110203	JP20090142226;J P20100119282;	ROHM CO LTD;	G01L001/0014; H01L029/0084; B81B003/0000; B81C001/0000; G01P015/0125;	mems device and method of fabricating the same
EP2325910 A1 20110525	EP20090176927;	BAE SYSTEMS PLC;	H01L041/0022; B81B003/0000; H01L041/0009;	mems device and method of fabrication
EP2325909 A1 20110525	EP20090176926;	BAE SYSTEMS PLC;	H01L041/0009; B81B003/0000; H01L041/0022;	mems device and method of fabrication

Número de Publicação	Prioridade	Depositantes	Classificação	Título
WO2011064569 A1 20110603	EP20090176927; GB20090020511;	BAE SYSTEMS PLC;ELEY REBECKA;HUCKER MARTYN JOHN;STURLAND IAN MICHAEL;	B81B003/0000; H01L041/0009; H01L041/0022;	mems device and method of fabrication
WO2011064568 A1 20110603	EP20090176926; GB20090020509;	BAE SYSTEMS PLC;ELEY REBECKA;HUCKER MARTYN JOHN;STURLAND IAN MICHAEL;	H01L041/0022; B81B003/0000; H01L041/0009;	mems device and method of fabrication
JP2011009446 A 20110113	JP20090151246;	TOSHIBA CORP;	H01G007/0000; B81B003/0000; B81C001/0000;	mems device and method of manufacturing the same
JP2011091672 A 20110506	JP20090244214;	SEIKO EPSON CORP;	H03H009/0024; H03H003/0007; B81B003/0000; H03B005/0030; H03H003/0013; B81C099/0000;	mems device and resonance frequency adjusting method of the same
EP2319558 A2 20110511	EP20070753177; US20060781969P ;	UNIV SOUTHERN CALIFORNIA;	F15C003/0004; F16K099/0000; F04B043/0004; A61M005/0168; A61M005/0142; B81C001/0000; A61M037/0000; B81B003/0000; A61K009/0000; A61F009/0000; F15C005/0000; A61M031/0000;	mems device for delivery of therapeutic agents

Número de Publicação	Prioridade	Depositantes	Classificação	Título
EP2316505 A2 20110504	EP20070753177; US20060781969P ;	UNIV SOUTHERN CALIFORNIA;	A61M005/0142; F15C005/0000; F16K099/0000; F04B043/0004; A61M031/0000; B81B003/0000; A61M005/0168; A61M037/0000; A61F009/0000; B81C001/0000; F15C003/0004; A61K009/0000;	mems device for delivery of therapeutic agents
MY143430 A 20110513	US20050164449;	HONEYWELL INT INC;	B81C099/0000; H01L021/0000;	mems device packaging methods
EP2316788 A1 20110504	EP20090174516;	NXP BV;	B81C001/0000;	mems device with electrosatic discharge protection
CN102076601 A 20110525	US20080048724P ;WO2009CA0056 5;	MICRALYNE INC;	B81B005/0000; H01L023/0052; B81B007/0002; B81B003/0000; G02B026/0008;	mems device with independent rotation in two axes of rotation
EP2280906 A1 20110209	US20080048724P ;WO2009CA0056 5;	MICRALYNE INC;	B81B003/0000; B81B005/0000; G02B026/0008; H01L023/0052; B81B007/0002;	mems device with independent rotation in two axes of rotation
WO2011028359 A2 20110310	US20090548232;	FREESCALE SEMICONDUCTOR INC;GEISBERGER AARON A;	B81C001/0000; B81B007/0002; H01L021/0002;	mems device with stress isolation and method of fabrication
CN102105389 A 20110622	EP20080104144; WO2009IB52086;	NXP BV;	B81C001/0000;	mems devices
EP2297025 A2 20110323	EP20080104144; EP20090754246; WO2009IB52086;	NXP BV;	B81C001/0000;	mems devices

Número de Publicação	Prioridade	Depositantes	Classificação	Título
EP2285734 A2 20110223	EP20080103929; EP20090746201; WO2009IB51859;	NXP BV;	B81C001/0000;	mems devices and fabrication thereof
US2011150667 A1 20110623	US20090287362P ;US20100971654;	H02K044/0000; F04B049/0006;		mems electrostatic fluidic pumps and valves
JP2011011325 A 20110120	JP20090160058;	MURATA MANUFACTURING CO;	H01G005/0016; B81B003/0000; H01H059/0000;	mems element
CN201780110U U 20110330	CN20092074303 U;	SENODIA TECHNOLOGY SHANGHAI CO LTD;	G01C019/0056; B81B007/0002;	mems gyroscope
TW201118034 A 20110601	TW20090139395;	PIXART IMAGING INC;	B81C001/0000; B81B007/0002;	mems integrated chip and method for making same
CN101937128 A 20110105	CN20101229832;	BEIJING INST TECHNOLOGY;	B81C001/0000; G02B026/0008;	mems micro-lens driven by three piezoelectric cantilever beamsand manufacturing method thereof
CN102056063 A 20110511	KR20090106943;	BSE CO LTD;	H04R019/0004; B81B003/0000; H04R031/0000; B81B007/0000; B81C001/0000;	mems microphone and method for manufacturing same
CN102065362 A 20110518	KR20090111206;	BSE CO LTD;	B81B003/0000; H04R019/0004; B81B007/0000; B81C001/0000; H04R031/0000;	mems microphone package and packaging method
JP2011118179 A 20110616	JP20090275850;	PANASONIC ELEC WORKS CO LTD;	H04N001/0113; G02B026/0010; B81B003/0000;	mems optical scanner
JP2011118178 A 20110616	JP20090275849;	PANASONIC ELEC WORKS CO LTD;	G02B026/0010; H04N001/0036; B81B003/0000;	mems optical scanner
JP2011112804 A 20110609	JP20090268067;	PANASONIC ELEC WORKS CO LTD;	B81B003/0000; H04N001/0113; G02B026/0010;	mems optical scanner
JP2011112803 A 20110609	JP20090268066;	PANASONIC ELEC WORKS CO LTD;	G02B026/0008; G02B026/0010; B81B003/0000;	mems optical scanner

Número de Publicação	Prioridade	Depositantes	Classificação	Título
JP2011112807 A 20110609	JP20090268096;	PANASONIC ELEC WORKS CO LTD;	B81B003/0000; H04N001/0113; G02B026/0010; B81C003/0000;	mems optical scanner and method of manufacturing the same
JP2011112806 A 20110609	JP20090268095;	PANASONIC ELEC WORKS CO LTD;	B81C003/0000; H04N001/0113; G02B026/0008; G02B026/0010; B81B003/0000;	mems optical scanner and method of manufacturing the same
EP2319798 A2 20110511	US20090615188;	HONEYWELL INT INC;	B81B007/0000;	mems package having electrical connections for edge mount
KR20110027649 A 20110316	US20080218368;	NAT SEMICONDUCTOR CORP;	B81B003/0000; H01H059/0000;	mems relay
CN101946400 A 20110112	US20070002936; WO2008US84946 ;	ROBERT BOSCH GMBH;	B81B003/0000; H03H009/0002; H03H003/0007;	mems resonator structure and method for use in association with the resonator structure
JP2011070950 A 20110407	JP20090221455;	TOKYO KEIKI INC;	H01H059/0000; B81B005/0000;	mems rf switch
CN201737690U U 20110209	CN20101131597; CN20102297206 U;	MEMSENSING MICROSYSTEMS SUZHOU CHINA CO LTD;	B81B003/0000; G01P015/0008; G01L009/0000;	mems sensor
JP2011031385 A 20110217	JP20090161038;J P20090161039;J P20100120392;	ROHM CO LTD;	G01L009/0000; B81B003/0000; H01L041/0018; H01L029/0084; H01L041/0024; H04R017/0000; H01L041/0008; H04R031/0000; H01L041/0022;	mems sensor
JP2011013175 A 20110120	JP20090159700;	TOYOTA MOTOR CORP;	B81B003/0000; G01C019/0056; H01L025/0007; H01L025/0065; H01L025/0018; G01P015/0008; G01P009/0004;	mems sensor

Número de Publicação	Prioridade	Depositantes	Classificação	Título
JP2011110618 A 20110609	JP20090266179;	ALPS ELECTRIC CO LTD;	B81C003/0000; H01L023/0002; H01L029/0084; G01P015/0008; G01P009/0004; B81B003/0000; G01C019/0056;	mems sensor and method of manufacturing the same
EP2328833 A2 20110608	US20080205241; WO2009US52964	ANALOG DEVICES INC;	B81B003/0000;	mems sensor with movable z-axis sensing element
JP2011112455 A 20110609	JP20090267794;	SEIKO EPSON CORP;	G01L009/0000; B81B003/0000; B81C001/0000; H01L029/0084; G01P009/0004; G01C019/0056; G01P015/0125;	mems sensor, method of manufacturing thereof, and electronic apparatus
CN101941669 A 20110112	JP20090161038;J P20090161039;J P20100120392;	ROHM CO LTD;	H04R019/0004; G01L009/0004; B81B003/0000;	mems sensor, silicon microphone, and pressure sensor
TW201116475 A 20110516	TW20090138647;	UNITED MICROELECTRONICS CORP;	B81C001/0000; B81B007/0002;	mems structure and method for making the same
TW201114677 A 20110501	EP20090390007;	DELFMEMS S A S;	G02B026/0008; B81B003/0000; H01H059/0000;	mems structure with a flexible membrane and improved electric actuation means
WO2011065192 A1 20110603	JP20090268944;	FUJII TOMONORI;NAKAMURA KENTARO;TAIYO YUDEN KK;	H01G007/0006; H01H057/0000; B81B003/0000;	mems switch
JP2011034929 A 20110217	JP20090182981;	HITACHI METALS LTD;	H01H059/0000; B81B003/0000;	mems switch
WO2011033729 A1 20110324	JP20090215844;	BIENSTMAN JAN;IMEC;NAITO YASUYUKI;PANASONIC CORP;ROTTENBERG XAVIER;TILMANS HENDRIKUS A C;	B81B003/0000; H01H059/0000;	mems switch and communication device using the same

Número de Publicação	Prioridade	Depositantes	Classificação	Título
CN101983412 A 20110302	JP20080093595; WO2009JP56493;	PANASONIC ELEC WORKS CO LTD;	B81C001/0000; H01H049/0000; H01H059/0000; H01H057/0000; B81B003/0000;	mems switch and method for manufacturing the same
JP2011086661 A 20110428	JP20090236210;	SEMICONDUCTOR TECH ACAD RES CT;	H01G005/0013; B81B005/0000;	mems variable capacitor and filter device using the same
TW201107229 A 20110301	JP20090197924;	RITSUMEIKAN TRUST;TOWA CORP;	B81B007/0000; B81C001/0000;	mems, and method for manufacturing same
WO2011024648 A1 20110303	JP20090197924;	AMAYASATOSHI;DAO VIET DZUNG;RITSUMEIKAN TRUST;SUGIYAMA SUSUMU;TOWA CORP;	B81B003/0000; B81C003/0000;	mems, and method for manufacturing same
KR20110040451 A 20110420	KR20090097725;	CHEJU NAT UNIV IND ACAD COOP;	C07C005/0000; C10L003/0006; C07C007/0020; C07C009/0004;	methane hydrate using carbon nanotube and manufacturing method thereof
US2011096331 A1 20110428	KR20090102287;	SAMSUNG ELECTRONICS CO LTD;	G01N021/0084; G01N021/0055;	method and apparatus for controlling quality of a microfluidicdevice
US7898096 B1 20110301	US20070843045;		H01L041/0000; H02K033/0000; F02B063/0004;	method and apparatus for energy harvesting using microfluidics
WO2011046986 A2 20110421	US20090251255P ;	BULOVIC VLADIMIR;MASSACHUSETTS INST TECHNOLOGY;PACKARD CORINNE E;WOOD VANESSA C;	B81C001/0000; G01L001/0014;	method and apparatus for forming mems device
US2011124095 A1 20110526	US20060757287P ;US20070620230; US20100927031;	C12M001/0034;		method and apparatus for high throughput diagnosis of diseased cellswith microchannel devices
WO2011063408 A1 20110526	US20090263572P ;	CYVEK INC;KERSEY ALAN D;PUTNAM MARTIN ANDREW;	G01N033/0000; G01N033/0053;	method and apparatus for performing assays
CN101971239 A 20110209	US20080027727P ;WO2009US3344 5;	QUALCOMM MEMS TECHNOLOGIES INC;	G09G003/0034; B81C099/0000;	method and apparatus for sensing, measurement or characterization ofdisplay elements integrated with the display drive scheme, and system and applications using the same
CN101946278 A 20110112	US20080027727P ;WO2009US3341 9;	QUALCOMM MEMS TECHNOLOGIES INC;	B81C099/0000; G09G003/0034;	method and apparatus for sensing, measurement or characterization ofdisplay elements integrated with the display drive scheme, and system and applications using the same

Número de Publicação	Prioridade	Depositantes	Classificação	Título
CN101946277 A 20110112	US20080027727P ;WO2009US3343 5;	QUALCOMM MEMS TECHNOLOGIES INC;	G09G003/0034; B81C099/0000; G09G003/0000; G01R031/0026;	method and apparatus for sensing, measurement or characterization of display elements integrated with the display drive scheme, and system and applications using the same
CA2722635 A1 20110602	US20090629309;	GEN ELECTRIC;	H02J013/0000;	method and apparatus for switching electrical power
JP2011098409 A 20110519	JP20090254383;	ULVAC CORP;	H01L021/3065; B81C001/0000;	method and device of manufacturing mems device
WO2011023405 A1 20110303	US20090237764P ;	BARRERO RIPOLL ANTONIO;FERNANDEZ-NIEVES ALBERTO;GEORGIA TECH RES INST;GONZALEZ-LOSCERTALES IGNACIO;GUNDABALA VENKATA RAMANA;UNIV MALAGA;UNIV SEVILLA;	B01F013/0000; B01F003/0008;	method and electro-fluidic device to produce emulsions and particulatesuspensions
KR20110005824 A 20110119	US20080055999;	INPUTIVE CORP;	B81B007/0002; G06F003/0001; G01F001/0056; G06F003/0033;	method and system for a mems detector that enables control of a device using human breath
JP2011018054 A 20110127	US20040613275P ;US20040613477 P;US2004061348 9P;US200406134 93P;US20050045 800;	QUALCOMM MEMS TECHNOLOGIES INC;	B81B007/0002; G02B026/0002; B81C003/0000; B81B003/0000;	method and system for packaging mems device
US2011104712 A1 20110505	FR20090001894;	COMMISSARIAT ENERGIE ATOMIQUE;	G01N033/0573; C12M001/0040;	method for assaying plasma enzymes in whole blood
WO2011070627 A1 20110616	WO2009JP06788;	ISHIMORI MASAHIRO;NODA NAOKI;PIONEER CORP;PIONEER MICRO TECHNOLOGY CORP;YOKOUCHI TOSHIO;	B81B001/0000; B81C003/0000; H01L021/0002; B23K020/0000;	method for bonding semiconductor substrates and mems device
WO2011070626 A1 20110616	WO2009JP06787;	ISHIMORI MASAHIRO;NODA NAOKI;PIONEER CORP;PIONEER MICRO TECHNOLOGY CORP;YOKOUCHI TOSHIO;	B23K020/0000; H01L021/0002; B81B001/0000; B81C003/0000;	method for bonding semiconductor substrates and mems device

Número de Publicação	Prioridade	Depositantes	Classificação	Título
WO2011070625 A1 20110616	WO2009JP06786;	ISHIMORI MASAHIRO;NODA NAOKI;PIONEER CORP;PIONEER MICRO TECHNOLOGY CORP;YOKOUCHI TOSHIO;	B23K020/0000; H01L021/0002; B81B001/0000; B81C003/0000;	method for bonding semiconductor substrates and mems device
CN102112390 A 20110629	DE200810040851 ;WO2009EP5798 9;	ROBERT BOSCH GMBH;	B81C001/0000;	method for capping mems wafer and mems wafer
EP2307308 A2 20110413	DE200810040851 ;WO2009EP5798 9;	ROBERT BOSCH GMBH;	B81C001/0000;	method for capping a mems wafer and mems wafer
US2011086436 A1 20110414	KR20090096447; KR20100083629;	KOREA ELECTRONICS TELECOMM;	G01N030/0000; C40B060/0012; G01N033/0566;	method for detecting antigen, and apparatus for detecting antigen using the same, and microfluidic chip using the same
CN102040188 A 20110504	CN20101575850;	UNIV SOUTHEAST;	B81C001/0000;	method for eliminating adhesion phenomenon of suspended structure of micro-electromechanical system (mems)
GB2475186 A 20110511	DE200810032319 ;WO2009EP5852 0;	EPCOS AG;	B81C001/0000;	method for encapsulating a mems component
WO2011078650 A2 20110630	MYPI20097035;	BIEN DANIEL CHIA SHENG;MIMOS BERHAD;	B82B003/0000; G01N033/0048; G01N035/0008;	method for fabricating nanofluidic channels
KR20110026581 A 20110316	KR20090084297;	KOREA ADVANCED INST SCI & TECH;	G01N033/0068; A61P025/0028; G01N030/0026;	method for fabricating of microfluidic device for screening a treating agent of neurodegenerative diseases
EP2277823 A2 20110126	US20090218258P ;	IMEC;UNIV LEUVEN KATH;	B81C001/0000;	method for forming mems devices having low contact resistance and devices obtained thereof
WO2011003803 A1 20110113	US20090223255P ;	ALTENA GEERT;GOEDBLOED MARTIJN;IMEC;PUERS ROBERT;STERKEN TOM;STICHTING IMEC NEDERLAND;UNIV LEUVEN KATH;	H01G005/0014; B81B003/0000;	method for forming mems variable capacitors
CN102092673 A 20110615	CN20101618735;	SHANGHAI INTEGRATED CIRCUIT RES & DEV CT CO LTD;	B81C001/0000;	method for forming slowly changed side wall of micro-electro-mechanical system (mems)

Número de Publicação	Prioridade	Depositantes	Classificação	Título
EP2269735 A1 20110105	EP20050014563;	IBIDI GMBH;	B01F015/0004; G01N033/0569; G01N013/0000; B01F013/0000; B01L003/0000; C12M001/0034; C12M003/0000;	method for generating diffusion gradients
EP2329884 A1 20110608	EP20090013847;	BOEHRINGER INGELHEIM MICROPART;	C08F002/0046; B01L003/0000; B81C003/0000;	method for hardening an adhesive material
US2011030888 A1 20110210	US20080123248P ;US20080124121 P;US2009093624 3;WO2009US021 72;	B32B038/0010; B05D005/0012; B32B038/0004;		method for manufacturing a microfluidic sensor
US2011034873 A1 20110210	DE200810003792 ;WO2008EP6770 8;	A61M005/0142; A61M001/0000; B23P017/0000;		method for manufacturing a micropump and micropump
EP2269947 A2 20110105	NL20092003126;	MICRONIT MICROFLUIDICS B V;	B81C099/0000;	method for manufacturing and testing microfluidic chips
NL2003126 A 20110104	NL20092003126;	MICRONIT MICROFLUIDICS B V;	B01L003/0000;	method for manufacturing and testing microfluidic chips.
US2011000283 A1 20110106	NL20092003126;		G01M003/0026;	method for manufacturing and testing micro fluidic chips
CN102086019 A 20110608	CN20101527220;	NO 24 RES INST OF CETC;	B81C001/0000;	method for manufacturing monolithic polysilicon cantilever structure
CN102092671 A 20110615	CN20101618414;	SHANGHAI INTEGRATED CIRCUIT RES & DEV CT CO LTD;	B81C001/0000;	method for manufacturing planarized sacrificial layer and mems(micro-electromechanical system) microbridge structure
JP2011115940 A 20110616	EP20090177498;	IMEC;UNIV LEUVEN KATH;	B81C001/0000;	method for manufacturing semiconductor element and semiconductorelement
CN102068409 A 20110525	CN20111006831;	UNIV TSINGHUA;	A61K009/0016; C12N011/0000; A61K009/0107; A61K009/0127;	method for preparing mono-disperse microemulsion, liposome andmicrosphere based on microfluidic technology
CN101940321 A 20110112	CN20101247503;	UNIV NANCHANG;	A23L001/0302; A23P001/0000;	method for preparing nanoliposomes of medium chain fatty acids (mcfas)by dynamic high-pressure microfluidization (dhpm)-freezing

Número de Publicação	Prioridade	Depositantes	Classificação	Título
				and thawing method
CN101949946 A 20110119	CN20101271740;	UNIV DONGHUA;	G01N035/0000; G01N027/0030;	method for producing photoelectrochemical microfluidic detectionchip of three-electrode system
US2011104025 A1 20110505	FR20080052766; WO2009EP54884 ;	COMMISS A L EN ATOM ET AUX ENERG ALTERNA;	B81C003/0000; B01L099/0000;	method for producing reconfigurable microchannels
KR20110039181 A 20110415	KR20090096447;	KOREA ELECTRONICS TELECOMM;	B82B003/0000; G01N027/0072; G01N033/0533; G01N033/0553;	method of detecting antigen, apparatus and micro fluidic chip fordetecting antigen using the same
EP2300165 A1 20110330	AU20080903553; AU20080905776; WO2009AU00889 ;	UNIV MONASH;	B01L003/0000; B81C001/0000; D21H025/0000;	method of fabricating microfluidic systems
TW201103859 A 20110201	US20090533055;	MACRONIX INT CO LTD;	H01L021/0077; B81C001/0000; H04R031/0000;	method of fabricating integrated semiconductor device and structurethereof
CN101987720 A 20110323	US20090533055;	MACRONIX INT CO LTD;	H04R031/0000; B81C001/0000;	method of fabricating integrated semiconductor device and structurethereof
CN101967038 A 20110209	EP20040291114;	CORNING INC;	C03B023/0203; C03B023/0020; C03B023/0024; F28F003/0012; C03B023/0035; F28F003/0014; F28F021/0000;	method of forming a microfluidic device
US2011000934 A1 20110106	US20040004382; US20100807231;	XY LLC;	G01N015/0010;	method of generating a fluid stream in a microfluidic device
WO2011068753 A1 20110609	FR20090058542;	CORNING INC;DAVIDOVITS JEROME V;HORN CLEMENS R;LAVRIC ELENA D;TANGUY RONAN;WAKU-NSIMBA JEAN;	B01J019/0000; B01D071/0004; B01D071/0002; B01D061/0018; B01D063/0008;	method of insertion of porous materials in microfluidic devices

Número de Publicação	Prioridade	Depositantes	Classificação	Título
CN101952196 A 20110119	US20080064179P ;WO2009SG0005 O;	AGENCY SCIENCE TECH & RES;	H05K003/0010; B81C001/0000; H05K003/0046;	method of making a multilayer substrate with embedded metallization
JP2011016219 A 20110127	US20090218258P ;	IMEC;UNIV LEUVEN KATH;	B81C001/0000; B81B007/0002;	method of manufacturing mems device having low contactresistance, and device obtained by the same
JP2011095621 A 20110512	JP20090251154;	FURUKAWA ELECTRIC CO LTD;	B81B003/0000; G02B026/0008; B81C001/0000;	method of manufacturing optical switch element, optical switchelement, optical switch device and method of manufacturing mems element
CN102107848 A 20110629	CN20091251524;	HUADONG INST OF OPTOELECTRONIC INTEGRATED DEVICE;	H03K017/0094; B81C001/0000;	method of manufacturing suspension radio frequency switch
KR20110001981 A 20110106	KR20090059304;	IUCF HYU;UNIV KONKUK IND COOP CORP;	G02B021/0034; G01N033/0032; G01N035/0008; G01N035/0000;	method of measuring flow properties of e-printing ink using amicrofluidic chip and micro piv system to apply immersion oil technology
CN101935008 A 20110105	CN20101241824;	SHANGHAI INST MICROSYS & INF;	G01N033/0000; B81C001/0000; G01N033/0022;	method of micro cantilever beam sensor using functional carbon nanotubes as sensitive materials
RU2417941 C1 20110510	RU20090142913;	SPKT BJURO RELEJNOJ TEKHN OAO SKTB RT AOOT;	B81C003/0000;	method of producing mems switch
US2011014086 A1 20110120	JP20070239244; WO2008JP66798;	CANON KK;	G01N033/0048; C08F002/0048;	method of producing microfluidic device
US2011129941 A1 20110602	US20040564614P ;US20050587251; WO2005CA00627 ;	C08G018/0032; C08L075/0004; C08J003/0028; C08J003/0012; C08G018/0072; C08J005/0000; A61K009/0016; B29B013/0008; C08G018/0016; B01J019/0000;		method of producing polymeric particles with selected size, shape,morphology and composition
US2011033919 A1 20110210	KR20060084819; US20070689640; US20100904557;	SAMSUNG ELECTRONICS CO LTD;	C12M001/0040;	method of reducing temperature difference between a pair of substratesand fluid reaction device using the same
TW201107906 A 20110301	TW20090128503;	SILVERBROOK RES PTY LTD;	H01L021/3065; B81C001/0000; G03F007/0042; B41J002/0016;	method of removing photoresist and etch-residues from vias
CN101955152 A 20110126	CN20091057622;	SENODIA TECHNOLOGY SHANGHAI CO LTD;	B81C001/0000; B81C003/0000;	method of wafer-level airtight package with inverted y-shaped throughhole

Número de Publicação	Prioridade	Depositantes	Classificação	Título
EP2311565 A1 20110420	EP20090173065;	HOFFMANN LA ROCHE; ROCHE DIAGNOSTICS GMBH;	B04B005/0004; G01N035/0000; G01N021/0007; B01L003/0000;	method, structure, device, kit and system for the automated analysis of liquid samples
WO2011056872 A2 20110512	US20090257591P ;US20090264641 P;US2010031006 9P;	CHU LARRY LI-YANG; GEN9 INC.; JACOBSON JOSEPH; RAMU SENTHIL;	C12Q001/0068;	methods and microfluidic devices for the manipulation of droplets in high fidelity polynucleotide assembly
EP2322971 A2 20110518	EP20060721031; US20050218690; US20050251034; US20050251035; US20050251452; US20050655827P ;US20050676053 P;	PIXTRONIX INC;	B81B003/0000; G09G003/0022; B81B007/0004; G09G003/0034; G02B026/0008; G02B026/0002;	methods and apparatus for actuating displays
US2011143464 A1 20110616	US20090266498P ;US20100960182;	MASSACHUSETTS INST TECHNOLOGY;	H01L033/0000; G06G007/0062; C01G009/0002;	methods and apparatus for control of hydrothermal nanowire synthesis
WO2011008233 A1 20110120	US20090176361P ;	ABATE ADAM R; CROZIER KENNETH B; HARVARD COLLEGE; SCHONBRUN ETHAN; WEITZ DAVID A;	A01N031/0000;	methods and apparatus for fluorescence sensing employing fresnel zone plates
US2011045582 A1 20110224	US20040552892P ;US20050598830; WO2005US08349 ;	UNIV CALIFORNIA;	B29C045/0037; C12M003/0000; C23F001/0000; C12M001/0042; B01L003/0000; G01R019/0000;	methods and apparatus for integrated cell handling and measurements
WO2011008518 A2 20110120	US20090225523P ;US20100824827;	COLEN CHAIM BENJOSEPH; COLEN INNOVATIONS LLC;	G01N033/0052; G01N033/0053;	methods and apparatus for the detection and differentiation of non- sialated proteins from sialated proteins in a fluid sample
US2011015089 A1 20110120	US20090225523P ;US20100824827;	C40B030/0004; C40B060/0012;		methods and apparatus for the detection and differentiation of non- sialated proteins from sialated proteins in a fluid sample
WO2011016888 A1 20110210	US20090176473P ;	LEE SEUNG JOON; MEINHART CARL D; PIOREK BRIAN D; SPECTRAFLUIDICS INC;	C02F001/0040;	methods and apparatus for transport of airborne molecules using an active cyclical vapor/liquid exchange

Número de Publicação	Prioridade	Depositantes	Classificação	Título
WO2011011669 A1 20110127	US20090228065P ;	CORCORAN ROBERT C;DUTTA DEBASHIS;UNIV WYOMING;	C12Q001/0000; C40B030/0004;	methods and compositions for detection of biological materials usingmicrofluidic devices
US2011028351 A1 20110203	US20080062401P ;US20080062545 P;US2009014278 0P;US200908129 74;WO2009US31 515;	G01N033/0543; C40B050/0018;		methods and devices for immobilization of single particles
EP2315848 A1 20110504	US20080081967P ;WO2009US5102 1;	CANON US LIFE SCIENCES INC;	C12P019/0034; C12Q001/0068; B01L003/0000;	methods and systems for microfluidic dna sample preparation
WO2011008217 A1 20110120	WO2009US51038 ;	CANON US LIFE SCIENCES INC;STONE MICHELE R;	C12P019/0034; C12Q001/0068;	methods and systems for dna isolation on a microfluidic device
US2011014605 A1 20110120	US20090505195;	CANON US LIFE SCIENCES INC;	C12Q001/0068; C12N001/0008; C12M001/0033; C12M001/0034;	methods and systems for dna isolation on a microfluidic device
WO2011073410 A1 20110623	GB20090021994;	BRAECKMANS KEVIN;DE SMEDT STEFAN;DEMEESTER JOSEPH;DESCHOUT HENDRIK;NEYTSKRISTIAAN;UNIV GENT;	G01N021/0005; G01N021/0064;	methods and systems for optical characterisation
US2011151486 A1 20110623	US20080228081; US20100908803;	BOSTON MICROFLUIDICS;	G01N033/0053; C12M001/0034;	methods and systems to prevent gas bubbles from interfering with flowof fluid through a membrane region
US2011008785 A1 20110113	US20090268770P ;US20100816370;	NETBIO INC;	C12P019/0034; C12Q001/0068; G01J001/0058; G01N033/0050;	methods for forensic dna quantitation
US2011028293 A1 20110203	AU20060900345; AU20060903100; US20060761746P ;US20060811436 P;US2007022321 5;WO2007AU000 61;	MYCROLAB PTY LTD;	B31B017/0000; B81C099/0000;	methods for low cost manufacturing of complex layered materials anddevice

Número de Publicação	Prioridade	Depositantes	Classificação	Título
EP2305809 A2 20110406	EP20040796358; US20030532523P ;US20040852085;	3M INNOVATIVE PROPERTIES CO;	C07H021/0000; C12M001/0012; C12Q001/0068; C12N015/0010; G01N030/0030; B01L003/0000;	methods for nucleic acid isolation and kits using a microfluidic device and concentration step
US2011056884 A1 20110310	US20030454579P ;US20040545579 P;US2004080136 6;US2005012790 5;US2009050939 5;US2010094251 9;WO2004US079 66;	UNIV COLUMBIA;	B01D061/0024; A61M001/0034; B01D061/0014; B01D061/0038;	methods of blood-based therapies having a microfluidic membraneless exchange device
US2011028341 A1 20110203	US20070947345P ;US20070947384 P;US2009023563 4P;US200905941 76;US201008606 23;WO2008US68 869;	UNIV COLUMBIA;	G01N033/0053; C40B060/0012; G01N033/0543; C12M001/0034; G01N033/0000; C40B030/0004;	methods, devices, and systems for chemiluminescence-based microfluidic cell counting
ES2350653T T3 20110125	EP20070300835;	CORNING INC;	C03B023/0203; C03B011/0008;	metodo para fabricar dispositivos microfluidicos.
ES2359427T T3 20110523	EP20060301197;	CORNING INC;	B81C001/0000;	metodo para preparar dispositivos micro-fluidicos y dispositivos resultantes.
JP2011047921 A 20110310	IT2009TO00420;	ST MICROELECTRONICS SRL;	B81B003/0000; G01C019/0056;	micro-electro-mechanical gyroscope with position control drive, and method for controlling micro-electro-mechanical gyroscope
KR20110027625 A 20110316	US20090240830P ;US20100856993;	TAIWAN SEMICONDUCTOR MFG;	B81B007/0002; B81C003/0000;	micro-electro-mechanical systems(mems), systems, and operating methods thereof
JP2011042019 A 20110303	JP20090193019;	NIPPON TELEGRAPH & TELEPHONE;	B81B003/0000;	micro-electro mechanical element
JP2011089980 A 20110506	US20090240830P ;US20100856993;	TAIWAN SEMICONDUCTOR MFG;	B81B007/0002; H01L027/0006; H01L021/8234; G01P015/0125;	micro-electromechanical system, system, and operating method thereof

Número de Publicação	Prioridade	Depositantes	Classificação	Título
EP2308597 A2 20110413	DE200910045404	INST MIKROTECHNIK MAINZ GMBH;	B01L003/0000;	micro-fluidic structure and method for measuring and/or positioning aliquid volume
US2011027873 A1 20110203	KR20080033834; WO2009KR01854	INCYTO CO LTD;	G01N030/0000; C12M001/0034;	micro-nano fluidic biochip for assaying biological sample
CN102060259 A 20110518	CN20101572268;	CHINA ELECTRONICS TECHNOLOGY GROUP CORP NO 49 RES INST;	B81B003/0000; B81B007/0002;	micro-optic-electromechanical sensor based on integration of silicon-based mems (micro-electromechanical system) sensitive structure and optical detection technology and application method thereof
WO2011012036 A1 20110203	CN20091090124;	CHEN DAPENG; INST OF MICROELECTRONICS CAS; JIAO BINBIN;	B81C001/0000; B81B007/0002;	micro-scale grid made of single-crystal silicon and method of manufacturing the same
US2011114869 A1 20110519	DE200810002674 ;WO2009EP0445 6;	INST MIKROTECHNIK MAINZ GMBH;	B23K020/0010; B23K026/0020; F16K051/0000; B23P011/0000; F16J015/0002;	micro-valve and sealing device for use in a microfluidic system, and method for the production thereof
EP2304292 A1 20110406	DE200810002674 ;WO2009EP0445 6;	INST MIKROTECHNIK MAINZ GMBH;	F16K099/0000; B01L003/0000;	micro-valve and sealing device for use in a microfluidic system, and method for the production thereof
KR20110007795 A 20110125	KR20090065417;	KOREA ADVANCED INST SCI & TECH;	G01N035/0010; G01N035/0008; G01N033/0048;	micro device for trapping microparticle and method therefor
EP2327960 A1 20110601	JP20080209786; WO2009JP63855;	HITACHI LTD;	G01P009/0004; G01C019/0056; B81B003/0000; G01P015/0125;	micro electro mechanical system
CN102079500 A 20110601	CN20091246797;	PIXART IMAGING INC;	B81B007/0002; B81C003/0000; B81C001/0000;	micro electro mechanical system (mems) chip and preparing method thereof
CN102042832 A 20110504	CN20101554883;	UNIV SOUTHEAST;	G01P009/0004; B81C001/0000; B81B007/0002; G01C019/0056;	micro electro mechanical system (mems) gyroscope, chip level temperature control method thereof and processing method thereof
CN101941673 A 20110112	CN20101279475;	BEIJING AEROSPACE TIMES OPTO ELECTRONIC TECHNOLOGY CO LTD;	B81C001/0000;	micro electro mechanical system wafer-level vacuum packaging method
WO2011071685 A2 20110616	US20090632940;	FREESCALE SEMICONDUCTOR INC; KARLIN LISA H; LIU LIANJUN; PARK WOO TAE;	B81C001/0000; B81B007/0002;	micro electromechanical systems (mems) having a gap stop and method therefor

Número de Publicação	Prioridade	Depositantes	Classificação	Título
US2011044863 A1 20110224	JP20080061290;J P20080076178;J P20080157448;J P20080187492;J P20080223331;J P20080231970;W O2009JP54623;	B01L003/0000;	micro fluid device	
US2011036479 A1 20110217	JP20020048580;J P20020292978;J P20030046414;U S20050505416;U S20090496212;U S20100914010;W O2003JP02066;	HITACHI CHEMICAL CO LTD;	B81C099/0000; B81B001/0000; B01L003/0000; B32B037/0012; B81C003/0000; B01J019/0000;	micro fluid system support and manufacturing method thereof
CN201787991U U 20110406	CN20092160627 U;	YIWEN ENVIRONMENTAL SCIENCE TECHNOLOGY CO LTD;	B81B007/0002; G01N001/0010; G01F022/0002;	micro liquid volume metering device based on micro electro mechanismsystem (mems) technique
JP2011041179 A 20110224	JP20090189003;	NIPPON TELEGRAPH & TELEPHONE;	H03H003/0007; B81C001/0000; H03H009/0024; B81B003/0000;	micro resonator and method of manufacturing the same
CN102095746 A 20110615	CN20101589840;	UNIV SOUTHEAST;	G01R033/0034; G01N024/0008;	micro solenoid radio frequency coil for microfluid nuclearmagnetic resonance detection and manufacturing method thereof
US2011038758 A1 20110217	JP20040338002; WO2005JP21231;	NISSUI PHARM CO LTD;	G01N030/0000;	microchip
WO2011076910 A1 20110630	IT2009TO01036;	AZZOPARDI MARK ANTHONY;CORTESE MARIO FRANCESCO;FORMOSA KEVIN;ST MICROELECTRONICS SRL;STMICROELECTRONICS MALTA LTD;	H04R019/0000; B81B007/0000;	microelectromechanical transducer and corresponding assembly process
CN101987718 A 20110323	IT2009TO00597;	ST MICROELECTRONICS SRL;	G01C019/0056; G01P015/0125; B81B003/0000;	microelectromechanical z-axis detection structure with low thermal drifts
TW201103858 A 20110201	TW20090125559;	PIXART IMAGING INC;	B81B007/0000; B81C001/0000;	microelectronic device and method for fabricating mems resonatorthereof

Número de Publicação	Prioridade	Depositantes	Classificação	Título
TW201106433 A 20110216	TW20090126961;	PIXART IMAGING INC;	H01L023/0028; H01L021/0056; B81B007/0002; B81C001/0000;	microelectronic device, method for fabricating microelectronic device, and mems package and method for fabricating the same
EP2299256 A2 20110323	EP20010970932; US20000233037P ;US20000246793 P;	CALIFORNIA INST OF TECHN;	B81B001/0000; B01L003/0000; B81C001/0000; G01N015/0014; G01N015/0010; G01N033/0543;	microfabricated crossflow devices and methods
US2011020920 A1 20110127	US20040576102P ;US20050139018; US20100844544;	UNIV CALIFORNIA;	C12M001/0034; B01L003/0000; C12Q001/0068;	microfabricated integrated dna analysis system
US2011140300 A1 20110616	JP20040356662; US20070721361; US201113026875 ;WO2005JP22656	HITACHI CHEMICAL CO LTD;	B29C039/0010; B29C039/0012; B29C039/0002;	microfluid-system-supporting unit and production method thereof
US2011132535 A1 20110609	JP20040356662; US20070721361; US201113026889 ;WO2005JP22656	HITACHI CHEMICAL CO LTD;	B32B038/0010; B32B037/0014; B32B037/0012;	microfluid-system-supporting unit and production method thereof
US2011135817 A1 20110609	JP20040356662; US20070721361; US201113026811 ;WO2005JP22656	HITACHI CHEMICAL CO LTD;	B05D001/0038;	microfluid-system-supporting unit and production method thereof
US2011008211 A1 20110113	HU20070000670; WO2008HU00117 ;		F15C005/0000; G01N033/0000; B23P011/0000; C23F001/0000;	microfluid channel, method for its implementation, and microfluidic system containing said channel
EP2322277 A1 20110518	DE200910045685 ;	ROBERT BOSCH GMBH;	B01L003/0000;	microfluid chip
JP2011027590 A 20110210	JP20090174474;	BECKMAN COULTER INC;	G01N037/0000; B01J019/0000; G01N035/0008; B81B001/0000; G01F013/0000;	microfluid chip

Número de Publicação	Prioridade	Depositantes	Classificação	Título
CN201803147U U 20110420	CN20102268739 U;	GUANG DONG REAL FAITH OPTO CO LTD;	F21S002/0000; F21V029/0000; H01L033/0064; F21V031/0000; F21V013/0000; F21V023/0006;	microfluid cooled silicon wafer led lighting system
JP2011072876 A 20110414	JP20090225052;	SEKISUI CHEMICAL CO LTD;	F16K007/0012; F16K031/0012; B01J019/0000; B01J004/0000; G01N001/0000; F04F001/0006; B81B003/0000; G01N037/0000; F16K007/0017; F16K007/0014;	microfluid device
EP2321538 A1 20110518	AT20080001335; WO2009AT00336 ;	UNIV WIEN TECH;	F15D001/0000; B01F013/0000; B01F005/0004;	microfluid device
JP2011030522 A 20110217	JP20090181303;	AIDA ENG LTD;	G01N035/0008; B01J019/0000; G01N037/0000; B81B001/0000; C12M001/0000; B81B003/0000;	microfluid device
JP2011080989 A 20110421	KR20090096431; KR20100051082;	KOREA ELECTRONICS TELECOMM;	G01N035/0008; G01N037/0000;	microfluid element and flow control method of fluid using thesame
EP2308589 A1 20110413	DE200910048378 ;	INST MIKROTECHNIK MAINZ GMBH;	B01F005/0006; B01F013/0000; B01F005/0004; B01L003/0000;	microfluid structure
WO2011017524 A1 20110210	US20090231558P ;US20100367120 P;	LEE DAEYEON;LEEMYUNG HAN;SEHGAL CHANDRA M;UNIV PENNSYLVANIA;	A61K009/0050;	microfluidic-based generation of functionalized microbubbles forultrasound imaging and therapy
US2011039303 A1 20110217	US20070899630P ;US20080526015; WO2008US53099	C12P019/0034; C07K014/0000; B01L003/0000; C07H021/0004;		microfluidic and nanofluidic devices, systems, and applications

Número de Publicação	Prioridade	Depositantes	Classificação	Título
CN101971022 A 20110209	CA20082623793; WO2009IB50500;	SCHLUMBERGER TECHNOLOGY BV;	G01N033/0028; B01L003/0000;	microfluidic apparatus and method for measuring thermo-physical properties of a reservoir fluid
US2011030466 A1 20110210	CA20082623793; WO2009IB50500;	G01N033/0028;		microfluidic apparatus and method for measuring thermo-physical properties of a reservoir fluid
KR20110074515 A 20110630	US20080104632P ;	CYTYC CORP;	G01N001/0031; G01N015/0006; G01N001/0040;	microfluidic apparatus and method for preparing cytological specimens
EP2295142 A1 20110316	EP20080154703; KR20070055247;	SAMSUNG ELECTRONICS CO LTD;	B01L003/0000;	microfluidic apparatus having fluid container
US2011020918 A1 20110127	US20050716823P ;US20060522815; US20100764819;	FLUIDIGM CORP;	C12M001/0034;	microfluidic assay devices and methods
WO2011011350 A2 20110127	US20090226764P ;US20100297221 P;	AHN CHONG H;KAI JUNHAI;LEE SE HWAN;PUNTAMBEKAR ANIRUDDHA;SILOAM BIOSCIENCES INC;	B01L003/0000;	microfluidic assay platforms
US2011116972 A1 20110519	US20050301165; US20100904796;		G01N033/0053;	microfluidic assays and microfluidic devices
WO2011066219 A1 20110603	US20090265186P ;US20100710924;	CORNING INC;FRISKE MARK S;	B01L003/0000;	microfluidic assembly
US2011129395 A1 20110602	US20090265186P ;US20100710924;	B01L003/0000; B81B007/0000;	microfluidic assembly	
US2011136179 A1 20110609	TW20090136932;	UNIV NAT CHENG KUNG;	C12M001/0000; C12P019/0034; F15D001/0000; B01L003/0000;	microfluidic biochip
US2011048543 A1 20110303	US20050676910P ;US20060416449; US20100871861;	MASSACHUSETTS INST TECHNOLOGY;	F15D001/0000;	microfluidic bubble logic devices and methods
WO2011048521 A1 20110428	EP20090173589;	KONINKL PHILIPS ELECTRONICS NV;LORING THEODORUS ANTONIUS JOHANNES;PENTERMAN ROEL;VAN AMERONGEN HENDRIK HALLING;VAN UDEN MARTIJN JOCHEM;WIMBERGER-FRIEDL REINHOLD;	F16K099/0000; B01L003/0000; F04B019/0000;	microfluidic cartridge with parallel pneumatic interface plate

Número de Publicação	Prioridade	Depositantes	Classificação	Título
US2011020182 A1 20110127	CN20071198600; WO2008CN73472		G01N027/0000;	microfluidic cartridge with solution reservoir-pump chamber
US2011139621 A1 20110616	DE200910028496		G01N027/0453; G01N027/0447;	microfluidic cell
US2011139620 A1 20110616	DE200910028493		C25B009/0000; G01N027/0447;	microfluidic cell
GB2472927 A 20110223	GB20060012649; US20050322790; US20050323945; US20050323946; US20050323962; US20050324041; US20050668415P ;US20050703833 P;	CELLPOINT DIAGNOSTICS INC;GEN HOSPITAL CORP;LIVING MICROSYSTEMS INC;	G01N033/0543; B01L003/0000; G01N033/0483; G01N033/0050; C12N005/0000;	microfluidic cell capture on micro-corrugated surface
KR20110018798 A 20110224	KR20090076436;	IUCF HYU;	G01N033/0050;	microfluidic cell chip, cell image analyzing apparatus and method for quantitative analysis of cell using the same
DE102009028493 A1 20110217	DE200910028493 ;	ROBERT BOSCH GMBH;	G01N027/0007; B01L003/0000; B01J019/0000; C12M001/0034;	microfluidic cell e.g. flow cell for dielectrophoretic separation, accumulation and/or lysis of polarizable bioparticles e.g. bacteria, includes interdigital electrode system made of electrode groups with interdigitally disposed electrodes
DE102009028496 A1 20110217	DE200910028496 ;	ROBERT BOSCH GMBH;	G01N027/0447;	microfluidic cell i.e. flow cell, for e.g. dielectrophoretically separating bacteria in integrated microfluidic lab-on-a-chip system, has interdigital electrode system and laminar electrode arranged at opposite sides of microfluidic cell
KR20110009387 A 20110128	KR20090066763;	INST SCIENCE & TECH KWANGJU;	G01N035/0010; G01N035/0002; G01N033/0533;	microfluidic channel and microfluidic device for capturing target, and microfluidic analyzing system therewith
TW201115143 A 20110501	TW20090136932;	UNIV NAT CHENG KUNG;	G01N033/0048;	microfluidic chip
CN102091546 A 20110615	CN20101557935;	SHENZHEN INST OF ADV TECH CAS;	B01F003/0008; B01F005/0006; G01N035/0000; B01J019/0000;	microfluidic chip

Número de Publicação	Prioridade	Depositantes	Classificação	Título
US2011086433 A1 20110414	DE200910045685 ;		G01N001/0010; B01L003/0000;	microfluidic chip
JP2011117805 A 20110616	JP20090274755;	BECKMAN COULTER INC;	G01N035/0008; B01F003/0008; G01N037/0000; B01F005/0000; B01F015/0002;	microfluidic chip
CN102071139 A 20110525	CN20091220070;	DALIAN CHEMICAL PHYSICS INST;	C12N005/0000; C12M003/0000;	microfluidic chip-based cell three-dimensional co-culture method
CN102071138 A 20110525	CN20091220069;	DALIAN CHEMICAL PHYSICS INST;	C12M003/0000; C12Q001/0002;	microfluidic chip and application thereof
CN102059161 A 20110518	CN20091237741;	CHINESE ACAD INST CHEMISTRY;	B01J019/0000; B01L003/0000; G01N035/0000;	microfluidic chip and manufacturing method thereof
US2011081280 A1 20110407	KR20070055716; US20070934811; US20100949981;	SAMSUNG ELECTRONICS CO LTD;	B01L003/0000;	microfluidic chip and method of fabricating the same
KR20110021570 A 20110304	KR20090079446;	IUCF HYU;	B81B007/0000; G01K011/0000; G01K011/0032;	microfluidic chip comprising thermoresponsive fluorogenicconjugated polymer as a temperature sensor and temperature measurement method in micro channel of the microfluidic chip
CN102083533 A 20110601	FI20080005299; WO2009FI50268;	VALTION TEKNILLINEN;	G01N033/0543; G01N035/0000; C12Q001/0068; B01L003/0000;	microfluidic chip devices and their use
KR20110008174 A 20110126	FI20080005299;	VALTION TEKNILLINEN;	B01L003/0000; G01N033/0543; C12Q001/0068; G01N035/0000;	microfluidic chip devices and their use
EP2276570 A1 20110126	FI20080005299; WO2009FI50268;	VALTION TEKNILLINEN;	G01N033/0543; C12Q001/0068; B01L003/0000; G01N035/0000;	microfluidic chip devices and their use

Número de Publicação	Prioridade	Depositantes	Classificação	Título
US2011064628 A1 20110317	US20090178233P ;US20100779523;	CANON US LIFE SCIENCES INC;	B01L003/0000;	microfluidic chip features for optical and thermal isolation
CN201770704U U 20110323	CN20102033134 U;	UNIV FUDAN;	C12M001/0038; C12M001/0040;	microfluidic chip for polymerase chain reaction (pcr)
KR20110061093 A 20110609	KR20090117631;	KOREA IND TECH INST;	G01N033/0048; C12Q001/0002;	microfluidic chip for the analysis of cell chemotaxis and its fabrication methods
CN102092669 A 20110615	CN20091229153;	CHINA NAT ACADEMY OF NANOTECHNOLOGY & ENGINEERING;	B81C001/0000;	microfluidic chip packaging method by combining surface treatment and hot pressing
WO2011039475 A1 20110407	FR20090004639;	BAROUD CHARLES;DANGLA REMI;ECOLE POLYTECH;GALLAIRE FRANCOIS;	B01L003/0000;	microfluidic circuit
US2011033338 A1 20110210	KR20080033757; WO2009KR01853	INCYTO CO LTD;	B29C065/0008; B29C065/0014; G01N033/0048;	microfluidic circuit element comprising microfluidic channel with nano interstices and fabrication method thereof
US2011018259 A1 20110127	US20040559140P ;US20050599591; US20100874055; WO2005US11021	SCIEX LLC AB;	G02B006/0038; B01L003/0000; G02B006/0036; G02B006/0000;	microfluidic connections
EP2321405 A1 20110518	WO2008SG00293 ;	AGENCY SCIENCE TECH & RES;	C12M003/0000; C12N001/0000; C12N005/0002;	microfluidic continuous flow device
US2011129847 A1 20110602	KR20090115740;	KOREA ELECTRONICS TELECOMM;	G01N033/0053;	microfluidic control chip and method of detecting protein using the same
CN201735407U U 20110209	CN20102234669 U	UNIV DONGHUA;	B01J019/0000; B01L003/0000;	microfluidic control device for continuous high-throughput phosphopeptide enrichment and separation
TW201109661 A 20110316	TW20090130658;	FORWARD ELECTRONICS CO LTD;	G01N021/0062; G01N033/0068;	microfluidic detection device and method for detecting molecules using the same
US2011065194 A1 20110317	TW20090130658;	FORWARD ELECTRONICS CO LTD;	G01N021/0000;	microfluidic detection device and method for detecting molecules using the same

Número de Publicação	Prioridade	Depositantes	Classificação	Título
TW201109653 A 20110316	US20090223081P; US20090223084P; US20090223085P; US20090223086P; US20090223088P; US20090223405P; US20090223411P; US20090223415P; US20090223423P; US20090223425P; US20090223742P;	SONY CORP;SONY CORP AMERICA;	G01N033/0048;	microfluidic device
TW201105969 A 20110216	US20090223406P; US20090223407P; US20090223408P; US20090223409P; US20090223410P; US20090223416P; US20090223417P; US20090223419P; US20090223420P; US20090223421P; US20090223732P; US20090223734P; US20090223735P; US20090223736P; US20090223737P; US20090224528P; US20090224533P;	SONY CORP;SONY CORP AMERICA;	B01L003/0000; G01N033/0543;	microfluidic device

Número de Publicação	Prioridade	Depositantes	Classificação	Título
TW201105968 A 20110216	US20090223089P; US20090223090P; US20090223091P; US20090223094P; US20090223399P; US20090223400P; US20090223401P; US20090223402P; US20090223404P;	SONY CORP;SONY CORP AMERICA;	B01L003/0000; G01N033/0543;	microfluidic device
CN102059162 A 20110518	US20020392195P; US20020424042P;	HARVARD COLLEGE;	B01F005/0006; B01F003/0008; B01L003/0000; B05B007/0004; B01F013/0000;	microfluidic device
EP2337981 A1 20110629	EP20080164484; EP20090787146; WO2009IB53941;	KONINKL PHILIPS ELECTRONICS NV;	F16K099/0000; B01L003/0000;	microfluidic device
EP2334433 A1 20110622	EP20080165887; EP20090787341; WO2009IB54294;	KONINKL PHILIPS ELECTRONICS NV;	C12M001/0012; B01J019/0000; B01L003/0000;	microfluidic device
US2011143383 A1 20110616	DK20080001047; US20080084516P; US200913056420; WO2009DK50191;	SCANDINAVIAN MICRO BIODEVICES APS;	G01N001/0010; C12Q001/0000; B01L003/0000; C12Q001/0056;	microfluidic device
WO2011005781 A1 20110113	US20090223089P; US20090223090P; US20090223091P; US20090223094P; US20090223399P; US20090223400P; US20090223401P; US20090223402P; US20090223404P;	DURACK GARY;SONY CORP;SONY CORP AMERICA;	G01N015/0000;	microfluidic device

Número de Publicação	Prioridade	Depositantes	Classificação	Título
WO2011005778 A1 20110113	US20090223081P; US20090223084P; US20090223085P; US20090223086P; US20090223088P; US20090223405P; US20090223411P; US20090223415P; US20090223423P; US20090223425P; US20090223742P;	DURACK GARY; SONY CORP; SONY CORP AMERICA;	G01N001/0038;	microfluidic device
WO2011005776 A1 20110113	US20090223406P; US20090223407P; US20090223408P; US20090223409P; US20090223410P; US20090223416P; US20090223417P; US20090223419P; US20090223420P; US20090223421P; US20090223729P; US20090223732P; US20090223734P; US20090223735P; US20090223736P; US20090223737P; US20090224528P; US20090224533P;	DURACK GARY; SONY CORP; SONY CORP AMERICA;	G01N015/0006;	microfluidic device

Número de Publicação	Prioridade	Depositantes	Classificação	Título
US2011003325 A1 20110106	US20090223089P; US20090223090P; US20090223091P; US20090223094P; US20090223399P; US20090223400P; US20090223401P; US20090223402P; US20090223404P; US20100831138;		C12M001/0034; C12Q001/0002;	microfluidic device
US2011003330 A1 20110106	US20090223081P; US20090223084P; US20090223085P; US20090223086P; US20090223088P; US20090223405P; US20090223411P; US20090223415P; US20090223423P; US20090223425P; US20090223742P; US20100831107;		C12M001/0034; C12Q001/0004;	microfluidic device

Número de Publicação	Prioridade	Depositantes	Classificação	Título
US2011008767 A1 20110113	US20090223406P; US20090223407P; US20090223408P; US20090223409P; US20090223410P; US20090223416P; US20090223417P; US20090223419P; US20090223420P; US20090223421P; US20090223729P; US20090223732P; US20090223734P; US20090223735P; US20090223736P; US20090223737P; US20090224528P; US20090224533P; US20100831095;		C12Q001/0002; C12Q001/0070; C12M001/0000;	microfluidic device
TW201107747 A 20110301	US20090223412P; US20090223413P;	SONY CORP;SONY CORP AMERICA;	G01N001/0030; G01N001/0028; G01N033/0048;	microfluidic device adapted for post-centrifugation use withselective sample extraction and methods for its use
WO2011005757 A1 20110113	US20090223412P; US20090223413P;	DURACK GARY;SONY CORP;SONY CORP AMERICA;	C12M003/0000;	microfluidic device adapted for post-centrifugation use withselective sample extraction and methods for its use
US2011008818 A1 20110113	US20090223412P; US20090223413P; US20100830876;		C12Q001/0002; C12M001/0034;	microfluidic device adapted for post-centrifugation use withselective sample extraction and methods for its use
US2011025782 A1 20110203	US20070738654; US20100896980;	HEWLETT PACKARD DEVELOPMENT CO;	B41J002/0005;	microfluidic device and a fluid ejection device incorporating the same
KR20110039176 A 20110415	KR20090096431;	KOREA ELECTRONICS TELECOMM;	G01N033/0053; G01N035/0008; G01N035/0000;	microfluidic device and fluid control method using the same

Número de Publicação	Prioridade	Depositantes	Classificação	Título
NZ580565 A 20110331	US20040570453P ;	ADVANCED ANIMAL DIAGNOSTICS;	G01N021/0062; C12M001/0034; G01N021/0029; B32B005/0002; C12M001/0036; G01N033/0567; B32B027/0012; G01N021/0047; G01N021/0000; G01N033/0053; G01N021/0075; C12M003/0000; B32B027/0004; C12M001/0038; G01N015/0006; G01N033/0048; G01N021/0076; G01N021/0041; G01N031/0000; G01N033/0555;	microfluidic device and leucocyte antigen mediated microfluidic assay
CN101981792 A 20110223	EP20080153483; WO2009IB51235;	KONINKL PHILIPS ELECTRONICS NV;	H02K044/0004;	microfluidic device and method
US2011020141 A1 20110127	EP20080153483; WO2009IB51235;	KONINKL PHILIPS ELECTRONICS NV;	H02K044/0000;	microfluidic device and method
US2011143414 A1 20110616	KR20050123161; US20060610938; US201113034857 ;	SAMSUNG ELECTRONICS CO LTD;	C12N013/0000;	microfluidic device and method for concentration and lysis of cells or viruses
US2011086434 A1 20110414	KR20090096431; KR20100051082;	KOREA ELECTRONICS TELECOMM;	G01N033/0053; G01N030/0000; F17D003/0000;	microfluidic device and method for controlling fluid flow using the same
SI2201365T T1 20110630	EP20070380258; EP20080804568; WO2008EP62642	ILINE MICROSYSTEMS S L;	G01N033/0049;	microfluidic device and method for fluid clotting time determination
PT2201365E E 20110505	EP20070380258;	ILINE MICROSYSTEMS S L;	G01N033/0049; B01L003/0000;	microfluidic device and method for fluid clotting time determination

Número de Publicação	Prioridade	Depositantes	Classificação	Título
HR20110399T T1 20110630	EP20070380258; WO2008EP62642	ILINE MICROSYSTEMS;	B01L003/0000; G01N033/0049;	microfluidic device and method for fluid clotting timedetermination
US2011039285 A1 20110217	EP20070380258; WO2008EP62642 ;	G01N021/0000; B29C065/0000; G01N033/0086; C12M001/0034; G01N033/0048; C12Q001/0056;		microfluidic device and method for fluid clotting timedetermination
KR20110072275 A 20110629	KR20090129133;	SAMSUNG ELECTRONICS CO LTD;	B81B007/0000; G01N037/0000; G01N035/0008;	microfluidic device and method of manufacturing the same
US2011150702 A1 20110623	KR20090129133;	SAMSUNG ELECTRONICS CO LTD;	B29C065/0000; G01N033/0000;	microfluidic device and method of manufacturing the same
CN101970338 A 20110209	US20080065293P ;WO2009US3375 7;	INTEGRATED SENSING SYSTEMS INC;	B81B007/0000; G01N033/0000; H01L021/0000; B81B001/0000;	microfluidic device and method of operation
KR20110043034 A 20110427	KR20090099957;	SAMSUNG ELECTRONICS CO LTD;	G01N035/0000; G01N035/0008; G01N033/0048;	microfluidic device and method of testing sample using the same
US2011053151 A1 20110303	US20070996236P ;US20080741880; WO2008CA01985	UNIV BRITISH COLUMBIA;	C12Q001/0068; C12M001/0034;	microfluidic device and method of using same
JP2011097955 A 20110519	US20030460634P ;	FLUIDIGM CORP;	B01L003/0002; B01L003/0000; C12Q001/0068; G01N001/0010; G01N037/0000; C12M001/0000; B01L011/0000;	microfluidic device and method of using the same
CN101952193 A 20110119	US20080065353P ;US20080131307 P;WO2009US338 05;	INTEGRATED SENSING SYSTEMS INC;	F15C001/0004; B81B007/0000; G01N027/0000; B81B001/0000; H01L021/0044;	microfluidic device and methods of operation and making

Número de Publicação	Prioridade	Depositantes	Classificação	Título
US2011053784 A1 20110303	US20010335292P; US20020306798; US20020391529P; US20060531147; US20100858364;	FLUIDIGM CORP;	C40B030/0000; C12M001/0034; B01L003/0000; C12Q001/0068;	microfluidic device and methods of using same
KR20110046867 A 20110506	KR20090103560;		G01N035/0000; G01N033/0048;	microfluidic device comprising gas providing unit, and method for mixing liquids and generate emulsion using the same
US2011103174 A1 20110505	KR20090103560;	SAMSUNG ELECTRONICS CO LTD;	B01F013/0002; B81B007/0000; B01L003/0000;	microfluidic device comprising gas providing unit, and methods of mixing liquids and forming emulsion using the same
WO2011071262 A2 20110616	KR20090123007;	HUR DAE SUNG;KIM JAE JEONG;NANOENTEK INC;OH JONG HYUN;PARK EUN HEE;	G01N035/0000; G01N033/0053; G01N021/0047;	microfluidic device comprising microchannel where protrusions are formed on bottom surface
US2011114549 A1 20110519	US20090617926;	AGILENT TECHNOLOGIES INC;	B01D015/0022;	microfluidic device comprising separation columns
EP2269722 A1 20110105	FR20090053880;	COMMISSARIAT ENERGIE ATOMIQUE;	B01J019/0000; B01L003/0000; B29C065/0054;	microfluidic device comprising two hydrophobic layers assembled with one another and assembly method
US2011158847 A1 20110630	US20090291560P; US20100981903;		B23P017/0004; B01F003/0004; B81B001/0000; A61M001/0036;	microfluidic device facilitating gas exchange, and methods of use and manufacture thereof
KR20110043899 A 20110428	KR20090100633;	UNIV NAT CHONNAM IND FOUND;	G01N035/0008; G01N035/0000; G01N037/0000;	microfluidic device for air bubble removal and fluid injection/removal
US2011045993 A1 20110224	GB20080002084; WO2009EP51346 ;		G01N021/0076; C40B030/0000; G06K009/0000; G06F017/0018; G01N033/0048;	microfluidic device for assessing object/test material interactions
US2011155667 A1 20110630	US20090256093P; US20100915259;		B01D061/0018; B01D061/0014;	microfluidic device for blood dialysis
WO2011059786 A1 20110519	US20090256093P ;	ARNAOUT M AMIN;BORENSTEIN JEFFREY T;CHAREST JOSEPH L;DRAPER LAB CHARLES S;GEN	B01D061/0028;	microfluidic device for blood dialysis

Número de Publicação	Prioridade	Depositantes	Classificação	Título
		HOSPITAL CORP;		
WO2011046884 A2 20110421	US20090250754P ;	CORNING INC; FARIS RONALD A; GORAL VASILY N; HSIEH MIYA YI-CHENG; PETZOLD ODESSA N; YUEN PO KI;	C12M001/0000; C12M003/0000; C12M001/0012;	microfluidic device for cell culture
US2011086427 A1 20110414	US20090250754P ;US20100716680;	C12M001/0012; C12N005/0002;		microfluidic device for cell culture
US2011048966 A1 20110303	KR20050091198; US20060534450; US20100913044;	SAMSUNG ELECTRONICS CO LTD;	C02F001/0066; C02F001/0461;	microfluidic device for electrochemically regulating the ph of a fluid therein using semiconductor doped with impurity and method of regulating the ph of a fluid in a microfluidic device using the same
EP2275206 A1 20110119	EP20030762228; US20020392195P ;US20020424042 P;	HARVARD COLLEGE;	B01F003/0008; B05B007/0004; B01F005/0006; B01F013/0000; B01L003/0000;	microfluidic device for fluid dispersion
KR20110064445 A 20110615	KR20090121061;	NAT UNIV KONGJU IND ACAD COOP;	G01N033/0015; C12Q001/0002;	microfluidic device for generation of time-dependent concentration
EP2314370 A2 20110427	EP20070301042; EP20070301224; EP20110154021;	CORNING INC;	B01F013/0000; B01F005/0006; B01F005/0002; B01J019/0000; B01F013/0010;	microfluidic device for immiscible liquid - liquid reactions
WO2011014674 A2 20110203	US20090229575P ;	SHULER MICHAEL L; SUNG JONG HWAN; UNIV CORNELL;	G01N033/0050; C12M003/0002; C12Q001/0002; G01N033/0015;	microfluidic device for pharmacokinetic-pharmacodynamic study of drugs and uses thereof
GB2474228 A 20110413	GB20090016741;	IMP INNOVATIONS LTD;	B01L003/0000;	microfluidic device for removing oil from oil separated aqueous sample droplets
TW201107736 A 20110301	US20090223728P ;	SONY CORP; SONY CORP AMERICA;	G01N033/0048; G01N021/0053;	microfluidic device having a flow channel within a gain medium
WO2011005754 A1 20110113	US20090223728P ;	DURACK GARY; SONY CORP; SONY CORP AMERICA;	G01F001/0000;	microfluidic device having a flow channel within a gain medium
US2011008817 A1 20110113	US20090223728P ;US20100830860;	C12Q001/0002; C12M001/0034;		microfluidic device having a flow channel within a gain medium

Número de Publicação	Prioridade	Depositantes	Classificação	Título
WO2011005760 A1 20110113	US20090223082P ;US20090223083 P;US2009022309 3P;	DURACK GARY;SONY CORP;SONY CORP AMERICA;	G01N021/0069;	microfluidic device having onboard tissue or cell sample handling capability
TW201105971 A 20110216	US20090223082P ;US20090223083 P;US2009022309 3P;	SONY CORP;SONY CORP AMERICA;	G01N035/0002; G01N035/0010; G01N033/0483;	microfluidic device having onboard tissue or cell samplehandling capability
US2011003324 A1 20110106	US20090223082P ;US20090223083 P;US2009022309 3P;US201008308 87;		C12Q001/0002; C12M001/0000;	microfluidic device having onboard tissue or cell samplehandling capability
KR20110046019 A 20110504	KR20090102821;		G01N037/0000; G01N035/0008;	microfluidic device initialization method, microfluidicdevice initialization apparatus and microfluidic device package
US2011094591 A1 20110428	KR20090102821;	SAMSUNG ELECTRONICS CO LTD;	G01N033/0000; E03B001/0000;	microfluidic device initialization method, microfluidicdevice initialization apparatus and microfluidic device package
KR20110009422 A 20110128	KR20090066811;	KOREA ADVANCED INST SCI & TECH;	G01N033/0536; C12Q001/0002; G01N033/0050;	microfluidic device of capturing particles and method of capturing particles using it
WO2011066588 A1 20110603	US20090265325P ;	FLUIDIGM CORP;WANG JING;WOUDENBERG TIMOTHY M;	A61L002/0000;	microfluidic device regeneration
US2011159511 A1 20110630	EP20080162761; US20080090930P ;US20091305945 4;WO2009EP605 42;	C12Q001/0068;		microfluidic device screening method
EP2315841 A1 20110504	EP20080162761; EP20090807924; WO2009EP60542 ;	NOVOZYMES AS;	C12Q001/0533; C12Q001/0002;	microfluidic device screening method
EP2338061 A2 20110629	KR20080100763; KR20090063456; WO2009KR05893	SAMSUNG ELECTRONICS CO LTD;	G01N037/0000; G01N035/0008; G01N035/0000;	microfluidic device using centrifugal force and sample analyzingmethod using the microfluidic device
KR20110010922 A 20110208	KR20090068278;	SAMSUNG ELECTRONICS CO LTD;	G01N021/0084; G01N035/0000;	microfluidic device, microfluidic system including thesame, and method for detecting reference angle of the microfluidic device

Número de Publicação	Prioridade	Depositantes	Classificação	Título
			G01N033/0483;	
US2011017905 A1 20110127	KR20090068278;	SAMSUNG ELECTRONICS CO LTD;	G01D005/0034; G01B011/0026;	microfluidic device, microfluidic system including the same, and method for detecting reference angle of the microfluidic device
US2011085949 A1 20110414	US20090588236;		B81B007/0000; B81B001/0000; B29C071/0002; B32B003/0010;	microfluidic device, composition and method of forming
CA2681897 A1 20110408	CA20092681897;	CANADA NAT RES COUNCIL;	B81C001/0000; B81B001/0000; C08L101/0012; C08L053/0000;	microfluidic device, composition and method of forming
CN102071242 A 20110525	KR20090112881;	SAMSUNG ELECTRONICS CO LTD;	C12Q001/0002; C12Q001/0068;	microfluidic device, light irradiation apparatus, microfluidic system comprising the same and method for driving the system
US2011121196 A1 20110526	KR20090112881;	SAMSUNG ELECTRONICS CO LTD;	G01N021/0007; G01N021/0001;	microfluidic device, light irradiation apparatus, microfluidic system comprising the same and method for driving the system
KR20110056168 A 20110526	KR20090112881;	SAMSUNG ELECTRONICS CO LTD;	G01N035/0000; G01N033/0487; G01N021/0000; G01N001/0028;	microfluidic device, light irradiation apparatus, microfluidic system comprising the same and method for driving the system
EP2324924 A2 20110525	KR20090112881;	SAMSUNG ELECTRONICS CO LTD;	B01L003/0000; F16K099/0000;	microfluidic device, light irradiation apparatus, microfluidic system including the same and method for driving the system
GB2471522 A 20110105	GB20090011572;	CAMBRIDGE ENTERPRISE LTD;	B81C001/0000; B01L003/0000;	microfluidic devices
US2011076735 A1 20110331	US20040609970P; US20050229065; US20060764980P; US20070670866; US20100815685;		C12N003/0000; B01F013/0000; C12N005/0000; G01N033/0050; C12N013/0000; C12N007/0004; C12M001/0034; G01N033/0000;	microfluidic devices
WO2011001185 A1 20110106	GB20090011572;	BAUER WOLFGANG ANDREAS; CAMBRIDGE ENTERPRISE LTD; FISCHLECHNER MARTIN; HUCK	B01L003/0000; B01F013/0000; G01N027/0447;	microfluidic devices

Número de Publicação	Prioridade	Depositantes	Classificação	Título
		WILHELM TS;		
KR20110038201 A 20110414	KR20090095389;	IAC IN NAT UNIV CHUNGNAM;	G01N033/0050; G01N027/0026;	microfluidic devices and a method of preparing the same
US2011126910 A1 20110602	US20090271754P ;US20100804568;	FLUIDIGM CORP;	B01L003/0000; F15D001/0000;	microfluidic devices and methods for binary mixing
WO2011066185 A1 20110603	US20090264632P ;	CHU LARRY LI-YANG;GEN9 INC;	B01L003/0000; B01J019/0000; G01N033/0543;	microfluidic devices and methods for gene synthesis
US2011100817 A1 20110505	US20080046664P ;US20080050411 P;US2009098871 3;WO2009US412 79;	UNIV LOUISVILLE RES FOUND;	G01N027/0447; B81B001/0000; B01D057/0002;	microfluidic devices and methods of using same
WO2011011172 A1 20110127	US20090227409P ;	BOGDAN GREG;INTEGENX INC;STERN SETH;	C12M001/0034;	microfluidic devices and uses thereof
US2011028669 A1 20110203	US20070820856; US20100902008;	AGILENT TECHNOLOGIES INC;	C08F020/0006; C08F112/0008;	microfluidic devices comprising fluid flow paths having monolithic chromatographic material
WO2011063416 A2 20110526	US20090263732P ;	BARBER THOMAS A;GEN HOSPITAL CORP;KAPUR RAVI;SHAH AJAY;TONER MEHMET;WALSH JOHN;	G01N033/0574; G01N033/0048; G01N035/0008; G01N001/0028; G01N033/0053;	microfluidic devices for the capture of biological sample components
GB2474888 A 20110504	GB20090019053;	UNIV DUBLIN CITY;	G01N033/0049;	microfluidic devices with degassing driven fluid flow
US2011077897 A1 20110331	US20070968760P ;US20080165043; US20100872068;	CANON US LIFE SCIENCES INC;	G01R027/0008; G06F019/0000;	microfluidic devices with integrated resistive heater electrodesincluding systems and methods for controlling and measuring the temperatures of such heater electrodes
US2011056926 A1 20110310	US20070968760P ;US20080165043; US20100872046;	CANON US LIFE SCIENCES INC;	G01K007/0016; G01R019/0000; G06F019/0000; H05B001/0000; G01R027/0000;	microfluidic devices with integrated resistive heater electrodesincluding systems and methods for controlling and measuring the temperatures of such heater electrodes
WO2011040884 A2 20110407	SG20090006624;	COHEN DAVID;FLUIDIGM CORP;FOWLER BRIAN;LEE KIM HUAT;MAY ANDREW;NG SENG	G01N035/0008; G01N033/0048;	microfluidic devices with removable cover and methods of fabrication and application

Número de Publicação	Prioridade	Depositantes	Classificação	Título
		BENG;PIEPRZYK MARTIN;YAN JUN;ZHOU MING FANG;		
SG169918 A1 20110429	SG20090006624;	FLUIDIGM CORP;		microfluidic devices with removable cover and methods of fabrication and application
US2011100495 A1 20110505	US20040843515; US20040877691; US20100839339;	AEROSPACE CORP;	F15C005/0000; F16K099/0000; F15C001/0004; G05D007/0000;	microfluidic devices with separable actuation and fluid-bearing modules
EP2274605 A1 20110119	US20080061865; US20080272589; WO2009US02070	PROTEA BIOSCIENCES INC;	G01N027/0447;	microfluidic devices & processes for electrokinetic transport
US7955504 B1 20110607	US20040616877P ;US20050243937;	OREGON STATE;	B01D063/0000; C02F001/0044; B01D061/0000;	microfluidic devices, particularly filtration devices comprising polymeric membranes, and method for their manufacture and use
WO2011019516 A2 20110217	US20090233037P ;	BARIL CORP; BARIL DANIEL J;	G01N035/0010; G01N033/0048; G01N035/0008;	microfluidic diagnostic device
US2011038767 A1 20110217	US20090233037P ;US20100846692;	BARIL CORP;	B32B038/0014; B32B038/0000; B01L003/0000;	microfluidic diagnostic device
US2011155565 A1 20110630	TW20090146342;	NAT UNIV CHUNG CHENG;	C25B009/0004;	microfluidic driving system
US2011114190 A1 20110519	US20090272887P ;US20100946967;	UNIV HONG KONG SCIENCE & TECHN;	F15D001/0000; B01L003/0000;	microfluidic droplet generation and/or manipulation with electrorheological fluid
EP2307560 A2 20110413	US20080076473P ;WO2009US03822;	HARVARD COLLEGE; MASSACHUSETTS INST TECHNOLOGY;	C12Q001/0004; G01N021/0000;	microfluidic droplets for metabolic engineering and other applications
CN101958194 A 20110126	CN20091089024;	CHINESE ACAD INST CHEMISTRY;	H01L051/0042; H01G009/0020; H01M014/0000;	microfluidic dye-sensitized solar cell
WO2011079138 A2 20110630	US20090288760P ;	CALIFORNIA INST OF TECHN; MARRESE-READING COLLEEN M; MUELLER JUERGEN; WEST WILLIAM C;	B64G001/0040;	microfluidic electrospray thruster
KR20110040007 A 20110420	KR20090097117;	INST SCIENCE & TECH KWANGJU;	A61B005/1455; A61B005/0157;	microfluidic element and microfluidic inspection apparatus including the same

Número de Publicação	Prioridade	Depositantes	Classificação	Título
			A61B005/0145;	
EP2329877 A1 20110608	EP20090015031;	HOFFMANN LA ROCHE; ROCHE DIAGNOSTICS GMBH;	G01N035/0000; B01L003/0000; B01F009/0000; B01F015/0002; B01F013/0000; B01F001/0000; B01F011/0000;	microfluidic element for analysing a fluid sample
WO2011067241 A1 20110609	EP20090015031;	AUGSTEIN MANFRED; BOEHM CHRISTOPH; EFFENHAUSER CARLO; HOFFMANN LA ROCHE; OOSTERBROEK EDWIN; ROCHE DIAGNOSTICS GMBH; WUERL SUSANNE;	B01F013/0000; B01F001/0000; B01F015/0002; G01N035/0000; B01L003/0000; B01F011/0000; B01F009/0000;	microfluidic element for analyzing a liquid sample
US2011104688 A1 20110505	US20080033724P ; US20090920577; WO2009US35859	B29C059/0002; B44C001/0022; C12Q001/0068; C12M001/0034; B29C045/0000; B29C035/0008;		microfluidic flow cell
CN102112229 A 20110629	EP20080010082; WO2009EP03908 ;	BOEHRINGER INGELHEIM MICROPART;	B01L003/0000; F04B043/0004; F16K099/0000;	microfluidic foil structure for metering of fluids
US2011135546 A1 20110609	EP20080010082; WO2009EP03908	BOEHRINGER INGELHEIM MICROPART;	B01L003/0000; B32B037/0000;	microfluidic foil structure for metering of fluids
KR20110021999 A 20110304	EP20080010082;	BOEHRINGER INGELHEIM MICROPART;	F15C001/0004; B01L003/0000; F16K031/0145; F15C003/0000;	microfluidic foil structure for metering of fluids
MX2010013204 A 20110225	EP20080010082; WO2009EP03908 ;	BOEHRINGER INGELHEIM MICROPART;	F04B043/0004; F16K099/0000; B01L003/0000;	microfluidic foil structure for metering of fluids.
CN101948741 A 20110119	CN20101288225;	UNIV SOUTHEAST;	C12M001/0038; G01N021/0064; C12M001/0000; C12Q001/0068;	microfluidic gene chip for nucleic acid sequencing

Número de Publicação	Prioridade	Depositantes	Classificação	Título
US2011003372 A1 20110106	US20060841721P ;US20060841798 P;US2007084919 4;	UNIV CALIFORNIA;	C12M001/0034; C12M003/0000;	microfluidic gradient devices
CN102087292 A 20110608	CN20091241223;	NAT CT FOR NANOSCIENCE AND TECHNOLOGY OF CHINA;	G01N033/0535; G01N033/0068;	microfluidic immune imprinting chip and preparation method and application thereof
SG170072 A1 20110429	SG20110001580;	UNIV NANYANG TECH;		microfluidic immunoassay device
WO2011028578 A2 20110310	US20090238778P ;	CORSO THOMAS;CORSOLUTIONS LLC;VAN PELT COLLEEN K;	G01N035/0000; G01N035/0008; G01N033/0048;	microfluidic interface
US2011048952 A1 20110303	US20090238778P ;US20100868467;	CORSOLUTIONS LLC;	G01N027/0026;	microfluidic interface
EP2291509 A2 20110309	US20080053727P ;WO2009US4369 7;	UNIV LOUISIANA STATE;	C12M003/0000; C12N007/0000; G01N033/0574; A61P035/0000;	microfluidic isolation of tumor cells or other rare cells from whole blood or other liquids
EP2298448 A2 20110323	EP20030774496; EP20090172447; US20020413860P ;	CALIFORNIA INST OF TECHN;	B81B001/0000; F15C005/0000; B81B003/0000; B01L003/0000; F16K099/0000;	microfluidic large scale integration
US2011014600 A1 20110120	US20060583989; US20100871788;	UNIV CALIFORNIA;	C12Q001/0070;	microfluidic magnetophoretic device and methods for using the same
EP2275198 A1 20110119	EP20060300455;	CORNING INC;	B01J019/0000;	microfluidic manifold devices
TW201109621 A 20110316	US20090482539;	QUALCOMM INC;	G01B013/0014;	microfluidic measuring tool to measure through-silicon via depth
US2011143378 A1 20110616	US20090260592P ;US20100945459;	CYVEK LLC;	G01N033/0543; C12M001/0034; B01L003/0000; G01N021/0000;	microfluidic method and apparatus for high performance biological assays
US2011020459 A1 20110127	US20090178429P ;US20100779746;	A61K035/0012; G01N033/0053; C12M001/0034;		microfluidic method and system for isolating particles from biological fluid

Número de Publicação	Prioridade	Depositantes	Classificação	Título
MX2011006294 A 20110627	US20080334522; WO2009IB07550;	SCHLUMBERGER TECHNOLOGY BV;	E21B049/0008; G01N033/0028;	microfluidic methods and apparatus to perform in situ chemical detection.
WO2011045290 A2 20110421	GB20090017917;	ITI SCOTLAND LTD;LOW NICOL;SALMON JONATHAN;THOMSON DAVID;	B01L003/0000; B01F013/0000;	microfluidic mixer
WO2011045288 A2 20110421	GB20090017919;	CHAPRON JULIEN;ITI SCOTLAND LTD;POLWART STUART;SALMON JONATHAN;	B01F013/0000; B01F011/0000; B01F005/0010; B01F013/0010;	microfluidic mixer and method
WO2011078790 A1 20110630	WO2009SG00493 ;	AGENCY SCIENCE TECH & RES;WANG ZHIPING;XIA HUANMING;	B01F013/0000; B01L003/0000;	microfluidic mixing apparatus and method
US2011132870 A1 20110609	US20070856227; US201113028550 ;	YSI INC;	B32B037/0002; C03C025/0068; B32B038/0004; B32B038/0010;	microfluidic module including an adhesiveless self-bonding rebondable polyimide
WO2011057711 A1 20110519	DE200910053285 ;	DUTTENHOFER THOMAS;KARLSRUHER INST TECHNOLOGIE;RAPP BASTIAN;	F16L039/0000; B01L003/0000; F16L037/0005;	microfluidic multiport bus connector
US2011129850 A1 20110602	US20060876525P ;US20070520376; WO2007US26122	UCLA OFFICE OF INTELLECTUAL PROPERTY;	G01N033/0053; C12M003/0000; C12M001/0034;	microfluidic platform for cell culture and assay
WO2011056643 A2 20110512	US20090255243P ;	UNIV MICHIGAN;YOON EUISIK;YOUNG- JI KIM;	G01N033/0048; C12M003/0000; G01N001/0028; G01N035/0000; C12Q001/0004;	microfluidic platform for discrete cell assay
US2011033315 A1 20110210	EP20080103750; WO2009IB51655;	NXP BV;	F04F099/0000; B23P015/0000;	microfluidic pump
US2011041935 A1 20110224	US20040964216; US20050242694; US20100855058;	RHEONIX INC;	F15D001/0000;	microfluidic pump and valve structures and fabrication methods

Número de Publicação	Prioridade	Depositantes	Classificação	Título
CN102083525 A 20110601	US20070895636; US20070923086P ;US20070923407 P;US2008001082 2P;WO2008US60 267;	SIEMENS MEDICAL SOLUTIONS;	B01J019/0000;	microfluidic radiosynthesis system for positron emission tomography biomarkers
US2011098597 A1 20110428	US20050726110P ;US20060090069; WO2006US40276	UNIV CALIFORNIA;	C12M001/0026; A61B005/0157; B01L099/0000;	microfluidic samplers and methods for making and using them
KR20110036002 A 20110406	US20080143314;	IBM;	G01N033/0543; B01J019/0000; C40B060/0000; G01N035/0000;	microfluidic selection of library elements
EP2296814 A1 20110323	US20080143314; WO2009IB52644;	IBM;	B01L003/0000; B01J019/0000; G01N033/0543; G01N033/0545;	microfluidic selection of library elements
US2011081275 A1 20110407	DE200910048378 ;	INST MIKROTECHNIK MAINZ GMBH;	G01N001/0000; B01L003/0000;	microfluidic structure
WO2011042334 A1 20110414	DE200910045405 ;	GRANSEE RAINER;INST MIKROTECHNIK MAINZ GMBH;ROESER TINA;STEIN VOLKMAR;STROBACH XENIA;	F16K099/0000; B01L003/0000;	microfluidic structure and method for positioning a fluid volume in a microfluidic system
US2011079094 A1 20110407	DE200910045404 ;	INST MIKROTECHNIK MAINZ GMBH;	G01N001/0010;	microfluidic structure and method of measurement and/or positioning of a volume of a liquid
KR20110057416 A 20110601	KR20090113812;	SAMSUNG ELECTRONICS CO LTD;UNIV YONSEI IACF;	G01N033/0068; G01N033/0050; G01N027/0026;	microfluidic structure for detecting biomolecule and microfluidic device comprising same
US2011124118 A1 20110526	KR20090113812;	IND ACADEMIC COOP;SAMSUNG ELECTRONICS CO LTD;	G01N033/0543; G01N033/0566; G01N030/0000;	microfluidic structure for detecting biomolecule and microfluidic device comprising the same
KR20110064572 A 20110615	KR20090121242;	SAMSUNG ELECTRONICS CO LTD;	G01N035/0000; G01N033/0048; G01N035/0010;	microfluidic structure for multi-assay and microfluidic device comprising same
EP2321049 A1 20110518	GB20080015472; WO2009EP60460 ;	ITI SCOTLAND LTD;	B01L003/0000; G01N033/0543;	microfluidic system

Número de Publicação	Prioridade	Depositantes	Classificação	Título
EP2291656 A2 20110309	DE200810025481 ;WO2009EP5639 3;	LEIBNIZ INST FUER ARBEITSFORSCHUNG AN DER TUDORTMUND;TECH UNI DORTMUND;	G01N033/0543; B01L003/0000; C12Q001/0026; C12N011/0018; C12Q001/0048;	microfluidic system
US2011045492 A1 20110224	DK20080000401; WO2009DK50058 ;	SCANDINAVIAN AIR SERVICES HB;	G01N033/0086; C12M001/0034; C12Q001/0056; G01N033/0566; G01N021/0000; G01N021/0059; C12Q001/0002;	microfluidic system and a method of performing a test
US2011083961 A1 20110414	DE200610033889 ;DE20062001064 6U;WO2007EP00 389;	PERKINELMER CELLULAR TECHNOLOGIES GERMANY GMBH;	G01N027/0026; B03C005/0002;	microfluidic system and corresponding operating method
US2011079513 A1 20110407	DE200810018170 ;WO2009EP0233 2;	G01N027/0447;		microfluidic system and method for assembling and for subsequently cultivating, and subsequent analysis of complex cell arrangements
US2011147216 A1 20110623	TW20090143595;	UNIV NAT CHIAO TUNG;	C25B011/0000;	microfluidic system and method for creating an encapsulated droplet with a removable shell
EP2307137 A2 20110413	US20080084089P ;US20080090697 P;US2009045371 1;WO2009IL0073 4;	TECHNION RES & DEV FOUNDATION;	F04B043/0004; F04B043/0000; B01F013/0000; B01L003/0000;	microfluidic system and method for manufacturing the same
WO2011023655 A1 20110303	DE200910039956 ;	NMI UNIV TUEBINGEN;SCHUETTE JULIA;STELZLE MARTIN;	B01L003/0000; G01N033/0050; C12N005/0000;	microfluidic system and method for producing same
US2011044865 A1 20110224	US20090236017P ;US20100861686;	UNIV CALIFORNIA;	B01L099/0000; B01L003/0000;	microfluidic system and method for using same
SG170703 A1 20110530	SG20090006999; SG20100007702;	AGENCY SCIENCE TECH & RES;		microfluidic system for detecting a biological entity in a sample

Número de Publicação	Prioridade	Depositantes	Classificação	Título
US201112931 A1 20110602	SG20090006999;	AGENCY SCIENCE TECH & RES;	G01N033/0048; C12M001/0034; C40B060/0012; G01N001/0018;	microfluidic system for detecting a biological entity in a sample
SG170702 A1 20110530	SG20090006998; SG20100007699;	AGENCY SCIENCE TECH & RES;		microfluidic system for trapping and detection of a biological entity in a sample
US2011117577 A1 20110519	SG20090006998;	AGENCY SCIENCE TECH & RES;	G01N033/0574; C12M001/0034; H05K013/0000;	microfluidic system for trapping and detection of a biological entity in a sample
EP2311564 A1 20110420	EP20090172166;	TNO;	B01L003/0000;	microfluidic system with chamber and means for generating alternating magnetic fields
WO2011079176 A2 20110630	US20090289654P ;	BROUZES ERIC; CARON FRANCOIS; EL HARRAK ABDESLAM; GRIFFITHS ANDREW D; KLEINSCHMIDT FELIX; LINK DARREN; RAINDANCE TECHNOLOGIES INC; UNIV STRASBOURG;	G01N033/0048; G01N035/0008;	microfluidic systems and methods for reducing the exchange of molecules between droplets
US2011048547 A1 20110303	US20090221452P ; US20100825476;	CANON US LIFE SCIENCES INC;	H05B001/0000; G01K007/0016; F15D001/0000;	microfluidic systems and methods for thermal control
WO2011002749 A1 20110106	US20090221452P ;	CANON US LIFE SCIENCES INC; COURSEY JOHNATHAN S; HASSON KENTON C; INOUE HIROSHI; OWEN GREGORY H;	B01L003/0002;	microfluidic systems and methods for thermal control
WO2011063324 A2 20110526	US20090263097P ;	BREAKFIELD XANDRA O; CHEN CHIHCHEN; GEN HOSPITAL CORP; IRIMIA DANIEL; SKOG JOHAN; TONER MEHMET;	C12N015/0010; C12S003/0020; G01N033/0053; C12Q001/0068;	microfluidic systems for isolating microvesicles
US2011151479 A1 20110623	US20080091639P ; US20091306066 4; WO2009US549 41;	UNIV WASHINGTON;	G01N001/0000; G01N033/0048; G01N030/0000; G01N033/0053;	microfluidic systems incorporating flow-through membranes
WO2011073643 A1 20110623	GB20090021840;	KUOK MENG-HAN;	B01L003/0000;	microfluidics apparatus and methods

Número de Publicação	Prioridade	Depositantes	Classificação	Título
EP2269644 A2 20110105	EP20050718292; US20040559677P ;	PFIZER PROD INC;	A61K039/0039; A61K039/0002; A61K039/0012; A61K039/0009; A61K039/0108;	microfluidized oil-in-water emulsions and vaccine compositions
JP2011067741 A 20110407	JP20090219924;	KONICA MINOLTA HOLDINGS INC;	B81B001/0000; G01N037/0000; B01J019/0000; B01F005/0000;	micromixer, and microfluid chip
CN102088653 A 20110608	JP20090277831;	HOSIDEN CORP;	B81B003/0000; H04R019/0004;	microphone
CN102052278 A 20110511	CN20101536727;	UNIV HANGZHOU DIANZI;	F04B019/0000; G02B006/0002;	micropump driving device based on photonic crystal fiber
TW201103626 A 20110201	EP20090305368;	CORNING INC;	B01J014/0000; B01J019/0024;	microreactors with connectors sealed thereon; their manufacture
WO2011044117 A2 20110414	US20090573561;	BORENSTEIN JEFFREY T;CHAREST JOSEPH L;DRAPER LAB CHARLES S;	C12M003/0006;	microscale multiple-fluid-stream bioreactor for cell culture
US2011082563 A1 20110407	US20090573561;	DRAPER LAB CHARLES S;	C12Q001/0002; C12N005/0002; A61F002/0004; A61M001/0016; C12M001/0012;	microscale multiple-fluid-stream bioreactor for cell culture
WO2011035936 A1 20110331	DE200910044112 ;	GROSS ALEXANDER;HAMPL JOERG;SCHOBBER ANDREAS;UNIV ILMENAU TECH;	B29C033/0000; B29C049/0000;	microstructured composite component and method and device forproducing the same
US2011104024 A1 20110505	DE200810002675 ;WO2009EP0445 5;	INST MIKROTECHNIK MAINZ GMBH;	B23P011/0000; F16J015/0002; F01L003/0010; B01L099/0000;	microvalve and sealing device for use in a microfluidics system,and method for the production thereof
EP2304291 A1 20110406	DE200810002675 ;WO2009EP0445 5;	INST MIKROTECHNIK MAINZ GMBH;	F16K099/0000; B01L003/0000;	microvalve and sealing device for use in a microfluidics system,and method for the production thereof
CN102095766 A 20110615	CN20101570145;	UNIV XI AN JIAOTONG;	B81C001/0000; G01N027/0026;	miniature integrated temperature control type co2 gas sensor andmanufacturing method thereof
EP2281631 A1 20110209	EP20090167507;	ATONOMICS AS;	B01L003/0000;	modular microfluidic sample preparation system and method ofmixing and delivering a sample fluid.

Número de Publicação	Prioridade	Depositantes	Classificação	Título
US2011124098 A1 20110526	US20090264148P ;US20100943677;		C12M001/0012;	modular microfluidic system for biological sample preparation
WO2011006032 A2 20110113	US20090224311P ;US20100803862;	BALL CARROLL EDWARD;ELIZAROV ARKADIJ M;GRAVES TODD L;KOLB HARTMUTH C;LEBEDEV ARTEM;MIRAGHAIE REZA;SIEMENS MEDICAL SOLUTIONS;ZHANG JIANZHONG;	B01J019/0000; B01L003/0000;	modular system for radiosynthesis with multi-run capabilities and reduced risk of radiation exposure
US2011008215 A1 20110113	US20090224311P ;US20100803862;	SIEMENS MEDICAL SOLUTIONS;	G21C001/0000;	modular system for radiosynthesis with multi-run capabilities and reduced risk of radiation exposure
US2011150714 A1 20110623	US20090224311P ;US20100803862; US20110986323;	SIEMENS MEDICAL SOLUTIONS;	B01D015/0000; G21C001/0000; B81B007/0000;	modular system for radiosynthesis with multi-run capabilities and reduced risk of radiation exposure
CN201863359U U 20110615	CN20102605010 U;	UNIV CENTRAL SOUTH;	B29C045/0040; B29C045/0033;	mold injected-molded and bonded by microfluidic chip
CN101957200 A 20110126	CN20091057624;	SENODIA TECHNOLOGY SHANGHAI CO LTD;	G01C019/0056; B81B007/0002;	monocrystalline silicon mems gyro decoupled by symmetrically folded beam springs
CN102062662 A 20110518	CN20101537800;	UNIV BEIJING;	B81C001/0000; G01L009/0012; B81B007/0000;	monolithic integrated sic mems (micro-electro-mechanical systems) pressure sensor and production method thereof
CN101945705 A 20110112	EP20070123830; WO20081B55330;	KONINKL PHILIPS ELECTRONICS NV;	B01L003/0000;	multi-compartment device with magnetic particles
WO2011025986 A1 20110303	US20090238068P ;US20100293956 P;	HILLMICHAEL;HOWARD JOHN;LEONARD EDWARD F;REICH ILAN K;UNIV COLUMBIA;	G01N033/0558; C12M001/0034;	multi-layer blood component exchange devices, systems, and methods
KR20110005091 A 20110117	KR20090062619;	KOREA ADVANCED INST SCI & TECH;	G01N035/0008; G01N001/0038;	multi function microfluidic flow control apparatus and multifunction microfluidic flow control method
TW201118037 A 20110601	US20090608873;	TOUCHDOWN TECHNOLOGIES INC;	B81C001/0000; B81B007/0000;	multi material secondary metallization scheme in mems fabrication
WO2011005050 A2 20110113	KR20090062619;	CHOI SUNGYOUNG;KOREA ADVANCED INST SCI & TECH;LEE MYUNG GWON;PARK JE-KYUN;	E04B001/0078; E04C002/0034; G01N035/0008;	multifunctional microfluidic flow control device and multifunctional microfluidic flow control method
CN102056838 A 20110511	US20080044417P ;WO2009US4010 4;	FLUIDIGM CORP;	B81B003/0000;	multilevel microfluidic systems and methods
EP2280905 A1 20110209	US20080044417P ;WO2009US4010	FLUIDIGM CORP;	B81B003/0000;	multilevel microfluidic systems and methods

Número de Publicação	Prioridade	Depositantes	Classificação	Título
	4;			
US2011014297 A1 20110120	US20080247782; US20090245949P; US20090254583 P;US2010089024 3;	UNIV CALIFORNIA;	A61K009/0014; A61K038/0016; A61K038/0017; A61K009/0000; A61M037/0000;	multimodal therapeutic hybrid particle complex and system
US2011065101 A1 20110317	US20090213404P; US20090213405 P;US2009021340 6P;US201006592 51;	LOCKHEED CORP;	C12M001/0034; C12Q001/0068;	multiple-sample microfluidic chip for dna analysis
WO2011028760 A2 20110310	US20090239402P ;	BASF SE;HARVARD COLLEGE;HOLTZE CHRISTIAN;ROMANOWSKY MARK;WEITZ DAVID A;	B01F005/0000; B01F003/0008; B01F015/0004;	multiple emulsions created using junctions
US2011081664 A1 20110407	US20080106480P; US20090580592;	UNIV MASSACHUSETTS;	C12M003/0000; C12N005/0071; C12Q001/0006; G01N033/0053; C12M003/0006;	multipurpose microfluidic device for mimicking amicroenvironment within a tumor
WO2011032268 A1 20110324	US20090242858P ;	CHANDRASEKARANARVIND;MUTHUKU MARAN PACKIRISAMY;VALORBEC S E C;	G02B006/0012; B82B001/0000;	nano-enhanced evanescence integrated technique (neet) basedmicrophotonic device and sample analysis system
SG169225 A1 20110330	US20010307668P ;	UNIV PRINCETON;	C12N015/0009; G01N033/0050; C12M001/0000; B81B001/0000; C12Q001/0068; G01N035/0008; B01L003/0000; G01N037/0000;	nanochannel arrays and their preparation and use for high throughputmacromolecular analysis
BRPI0613631 A2 20110118	US20050700224P ;WO2006US2691 8;	UNIV MASSACHUSETTS LOWELL;	B82B001/0000; B82B003/0000; A61K009/0000;	nanoemulsão, método, e, uso de um composto e de uma nanoemulsão
WO2011022650 A2 20110224	US20090236074P ;	CRAIGHEAD HAROLD G;ERICKSON DAVID;HUH YUN SUK;PARK SEUNG-	G01N021/0065;	nanofilter devices using elastomeric micro to nanochannel interfaces and methods based thereon

Número de Publicação	Prioridade	Depositantes	Classificação	Título
		MIN;UNIV CORNELL;		
TWI343900B B 20110621	TW20050132017;	HON HAI PREC IND CO LTD;	C01B031/0002;	nanofluid and method of making the same
CN101935518 A 20110105	CN20091198195; CN20101220093;	SHANGHAI UNIVERSITY RUIHU MICRO SYSTEM INTEGRATED TECHNOLOGIES CO LTD;	C09K005/0010;	nanofluid cooling liquid for micro-passage cooler, and preparation method and application thereof
WO2011064701 A1 20110603	CH20090001824;	DURAND NICOLAS;ECOLE POLYTECH;FOURNIER YANNICK;LASSER THEO;MAERKI IWAN;	G01N021/0064; G01N021/0005;	nanofluidic biosensor and its use for rapid measurement of biomolecular interactions in solution and methods
WO2011009209 A1 20110127	US20090227893P ;	DWYER JASON;HARB MAHER;MILLER DWAYNE RJ;PAARMANN ALEX;	H01J037/0026; G01N001/0000; G01N021/0005; G01N029/0022; G01N023/0020; G01Q030/0020; G01N023/0000; H01J037/0020;	nanofluidic cell
US2011129670 A1 20110602	PT20080104085; WO2009IB52205;		C04B035/0000;	nanometric-sized ceramic materials, process for their synthesis and uses thereof
EP2302108 A1 20110330	EP20030738327; US20020393835P ;US20030459982 P;	QUNANO AB;	H01L031/0010; C30B029/0060; H01J031/0012; H01L029/0006; B82B003/0000; H01L033/0000; C30B025/0018; H01L029/0737; H01L029/0088; C30B029/0040; B82B001/0000; C30B011/0000; C30B011/0012; C30B025/0002; C30B025/0014; H01L021/0331;	nanostructures and methods for manufacturing the same

Número de Publicação	Prioridade	Depositantes	Classificação	Título
WO2011059931 A2 20110519	US20090259903P ;	CELGENE CORP;CHEN MING J;HUI HO-WAH;KURTULIK PAUL;LEE THOMAS;SURAPANENI SEKHAR;	A61K047/0038; A61K031/4045; A61K009/0010;	nanosuspension of a poorly soluble drug made by microfluidization process
US2011124702 A1 20110526	US20090259903P ;US20100942930;		A61K031/4035; A61P019/0002; A61P029/0000; A61P009/0000; A61P035/0000; A61P011/0006; A61P031/0012;	nanosuspension of a poorly soluble drug via microfluidizationprocess
WO2011006885 A1 20110120	FR20090054998; US20090226419P ;	ANDREUCCI PHILIPPE;BRIANCEAU PIERRE;CALIFORNIA INST OF TECHN;COMMISSARIAT ENERGIE ATOMIQUE;DURAFFOURG LAURENT;HENTZ SEBASTIEN;MARCOUX CARINE;MINORET STEPHANE;MYERS EDWARD;ROUKES MICHAEL;	B81B003/0000; G01L001/0018;	nems comprising als alloy based transduction means
US2011127164 A1 20110602	US20040592082P ;US20040958886; US20100964057;	LOS ALAMOS NAT SECURITY LLC;	C25B007/0000;	non-invasive acoustic technique for mixing and segregation of fluidsuspensions in microfluidic applications
US2011098465 A1 20110428	US20080105247P ;US20090578175; US20100968466;	SIEMENS MEDICAL SOLUTIONS;	C07H001/0000;	nonflow -through apparatus and method using enhanced flow mechanisms
US2011024368 A1 20110203	US20080062401P ;US20080062545 P;US2009014278 0P;US200908129 86;WO2009US31 516;		F15D001/0000; B29C041/0020; C23F001/0002; B81B001/0000;	novel micropores and methods of making and using thereof
US2011157692 A1 20110630	TW20090145966;	UNIV NAT SUN YAT SEN;	G02B021/0006;	objective-type dark-field illumination device for microfluidicchannel
WO2011053363 A1 20110505	US20090608328;	AHMAD FAISAL RAZI;GEN ELECTRIC;KNOBLOCH AARON JAY;KOSTE GLEN PETER;VERNOOY DAVID WILLIAM;	G01D005/0026; G01R033/0002; B81B003/0000; G01L009/0000; G01L007/0010;	optical mems device and remote sensing system utilizing the same

Número de Publicação	Prioridade	Depositantes	Classificação	Título
JP2011095589 A 20110512	JP20090250605;	KYOCERA MITA CORP;	H04N001/0113; B41J002/0044; G02B026/0010; B81B003/0000;	optical scanner and image forming apparatus equipped with the same
KR20110074334 A 20110630	KR20090131264;	KOREA ADVANCED INST SCI & TECH;	G02F001/0167;	optoelectrofluidic device integrated with microfluidic channels and droplet manipulation method using the same
WO2011053626 A2 20110505	US20090256756P ;	CHUNG ARAM J;ERICKSON DAVID;JUNG ERICA E;UNIV CORNELL;	G01N021/0000; C12M001/0034;	optofluidic apparatus, method, and application
US2011086382 A1 20110414	US20080058766P ;US20090996015; WO2009EP04008		C12Q001/0002; C12M001/0034; C12M003/0000; C12N005/0071;	organ-on-a-chip-device
JP2011036089 A 20110217	JP20090182165;	PANASONIC CORP;	B81C001/0000; B81B003/0000; H02N001/0000;	oscillating power-generation element and manufacturing method thereof
CN101959106 A 20110126	CN20091304424;	HON HAI PREC IND CO LTD;HONGFUJIN PREC IND SHENZHEN;	H04R019/0004; B81C003/0000; B81B007/0000;	packaging structure of microphone of micro electromechanical system and packaging method thereof
US2011111517 A1 20110512	US20080039858P ;US20080039958 P;US2009093485 7;WO2009US386 99;	HARVARD COLLEGE;	G01N021/0000; C12M001/0034; G01N021/0075;	paper-based microfluidic systems
US2011020929 A1 20110127	DE200810019691 ;WO2009EP5444 4;	UNIV ILMENAU TECH;	C12N005/0071; C12M003/0000;	partially active microfluidic system for 3d cell cultivation and method for perfusion thereof
US2011140706 A1 20110616	US20100939088; WO2009US43196 ;	G01N027/0060; G01D007/0002;		particle-based electrostatic sensing and detection
TW201100797 A 20110101	TW20090121016;	UNIV NAT CHENG KUNG;	G01N033/0050;	particles quantitative method for use in microfluidic chip
US2011100472 A1 20110505	US20090256585P ;US20100917436;		D04G005/0000; G05D007/0000; D02G003/0002;	passive preprogrammed logic systems using knotted/stretchable yarns and their use for making microfluidic platforms

Número de Publicação	Prioridade	Depositantes	Classificação	Título
WO2011013112 A2 20110203	US20090533305;	BELAHNECH YOUNES;MOSTOWFI FARSHID;PRAD RES & DEV LTD;SCHLUMBERGER CA LTD;SCHLUMBERGER HOLDINGS;SCHLUMBERGER SERVICES PETROL;SCHLUMBERGER TECHNOLOGY BV;	B01L003/0000; E21B049/0008; G01N033/0028;	phase behavior analysis using a microfluidic platform
CN201851301U U 20110601	CN20102598051 U;	UNIV HANGZHOU DIANZI;	G02B006/0002; F04B019/0000;	photonic crystal fiber-based micropump driving device
CN101978173 A 20110216	JP20080061290;J P20080223331;W O2009JP54622;	SEKISUI CHEMICAL CO LTD;	B01J019/0000; G01N037/0000; B81B001/0000; F04B009/0000; B01J007/0000; F04F001/0006; F04F001/0018;	photoresponsive gas-generating material, micropump and microfluid device
US2011014096 A1 20110120	JP20080061290;J P20080223331;W O2009JP54622;		B01L003/0000; C06B045/0012; C06B045/0010; C06B025/0004;	photoresponsive gas-generating material, micropump and microfluid device
JP2011075543 A 20110414	JP20090205598;J P20100151837;	SEIKO EPSON CORP;	H01L029/0084; B81C001/0000; B81B003/0000; G01P015/0125;	physical quantity sensor, method for manufacturing the same, and electronic apparatus
JP2011129369 A 20110630	JP20090286605;	FUJIFILM CORP;	B81C001/0000; H01H049/0000; H01H057/0000; B81B003/0000;	piezo-electric mems switch and method for manufacturing the same
JP2011076725 A 20110414	JP20090223738;	FUJIFILM CORP;	H01G005/0016; B81C003/0000; B81B003/0000; H01G005/0000; H01H057/0000;	piezoelectric mems element, and manufacturing method thereof
WO2011012403 A1 20110203	DE200910034610 ;DE20091004321 7;	FREY ALEXANDER;KUEHNE INGO;SIEMENS AG;	B60C023/0004; B81B003/0000; H01L041/0113;	piezoelectric energy converter for converting mechanical energy into electrical energy by means of a fluid flow, method for converting mechanical energy into electrical energy by using the energy converter and using the method

Número de Publicação	Prioridade	Depositantes	Classificação	Título
WO2011012365 A1 20110203	DE200910034610 ;DE200910043214;	FREY ALEXANDER;KUEHNE INGO;SIEMENS AG;	B81B003/0000; H01L041/0113;	piezoelectric energy converter for converting mechanical energy into electrical energy by means of pressure variations, method for converting mechanical energy into electrical energy using the energy converter and the method
WO2011067670 A2 20110609	US20090266255P ;	AINLA ALAR;JESORKA ALDO;OWAR OWE;	B01L003/0000; B01L003/0002;	pipettes, methods of use, and methods of stimulating an object of interest
WO2011003689 A2 20110113	EP20090008837;	BLANKENSTEIN GERT;BOEHRINGER INGELHEIM MICROPART;SCHOEN CHRISTIAN;	B01L003/0000;	plasma separation reservoir
US2011045095 A1 20110224	US20080247782; US20090254583P ;US20100890243; US20100911321;	UNIV CALIFORNIA;	A61K009/0014; A61M037/0000;	polymer-phospholipid shelled microbubbles
CN102046282 A 20110504	EP20080153412; WO2009EP53575	BASF SE;UNIV OF PARIS 7;	B01J019/0000; C08J009/0030;	polymer foams
US2011015288 A1 20110120	EP20080153412; WO2009EP53575	BASF SE;	C08J009/0006;	polymer foams
US2011097245 A1 20110428	US20070923086P ;US20070923407 P;US2008001082 2P;US200801028 22;US201009151 49;	SIEMENS MEDICAL SOLUTIONS;	B01J019/0000;	portable microfluidic radiosynthesis system for positron emission tomography biomarkers and program code
US2011131830 A1 20110609	SE20030000823; US20030466376P ;US20040550137; US201113019451 ;WO2004SE0044 0;		F26B005/0016;	preloaded microfluidic devices
CN102086018 A 20110608	CN20091242002;	CHINESE ACAD INST ELECTRONICS;	B81C001/0000;	preparation method for cone-shaped micro-pool array stereo-structure electrode

Número de Publicação	Prioridade	Depositantes	Classificação	Título
CN102097208 A 20110615	CN20091218044;	JILIN NORMAL UNIVERSITY;	C23C014/0016; C23C014/0018; C23C014/0034; H01F041/0018; H01F041/0014; B82B003/0000;	preparation method of magnetic multilayer-film nano bowl monolayerarray
CN102060263 A 20110518	CN20101593529;	UNIV DONGHUA;	B81C001/0000;	preparation of zno/ zns/ ag nano-rod array in microchannel
WO2011013111 A2 20110203	US20090533292;	MOSTOWFI FARSHID;PRAD RES & DEV LTD;SCHLUMBERGER CA LTD;SCHLUMBERGER HOLDINGS;SCHLUMBERGER SERVICES PETROL;SCHLUMBERGER TECHNOLOGY BV;	G01N011/0004; G01L009/0000; G01N033/0028;	pressure measurement of a reservoir fluid in a microfluidic device
KR20110016995 A 20110218	US20080141326;	QUALCOMM MEMS TECHNOLOGIES INC;	G01L009/0000; B81B003/0000;	pressure measurement using a mems device
CN101964272 A 20110202	CN20101237300;	QIAN ZHANG;YANQIU WANG;	B81B003/0000; H01H035/0034;	pressure switch based on micro-electromechanical system technology
WO2011028080 A2 20110310	KR20090084182;	JO JEONG-DAI;KIM DONG-SOO;KIM KWANG-YOUNG;KOREA MACH & MATERIALS INST;YU JONG-SU;	H01L021/0027; H01L021/0048; B41F001/0046; B82B003/0000;	printing apparatus using thermal roll imprinting and a patterned plate, and film-laminating apparatus for microfluidics and sensor and printing method using same
ES2359172T T3 20110519	DE200610028101 ;	SIEMENS AG;	C12Q001/0068; B01L003/0000;	procedimiento para el analisis de acidos nucleicos amplificados.
ES2350351 A1 20110121	ES20100031195;	UNIV SANTIAGO COMPOSTELA;	B22F009/0024; B22F001/0000; B82B003/0000;	procedimiento para la preparacion de nanoparticulas en liquidos ionicos
US2011146390 A1 20110623	US20060569927; US201113026612 ;WO2004IB01909 ;	CRYSTAL VISION MICROSYSTEMS LLC;	G01N035/0008; B01L003/0000; G01N001/0000; F15D001/0000;	process for continuous on-chip flow injection analysis
WO2011015637 A1 20110210	IT2009TO00616;	CAMPEDELLI ROBERTO;CORONA PIETRO;GELMI ILARIA;LOSA STEFANO;ST MICROELECTRONICS SRL;	B81C001/0000;	process for manufacturing mems devices having buried cavitiesand mems device obtained thereby

Número de Publicação	Prioridade	Depositantes	Classificação	Título
TW201107029 A 20110301	EP20070301225;	CORNING INC;	B01J019/0000; B01F013/0000; B01L003/0000;	process intensified microfluidic devices
EP2331454 A1 20110615	US20080127303P ;US20090464426; WO2009US43720	INTEGRATED SENSING SYSTEMS INC;	B81C001/0000; H01L023/0012; H01L021/0002;	process of fabricating microfluidic device chips and chipsformed thereby
EP2316786 A2 20110504	EP20060849089; US20050754984P ;US20060613003;	ANALOG DEVICES INC;	H04R019/0000; B81C001/0000;	process of forming a microphone using support member
US2011122406 A1 20110526	US20070003113P ;US20080018881 P;US2008074259 8;WO2008US832 83;	UNIV CALIFORNIA;	B01F011/0000; C23C016/0044; B01F005/0000; B01L003/0000; G01N021/0055; B28B011/0008; G01J003/0044; G01J003/0000;	processes for rapid microfabrication using thermoplastics and devicesthereof
EP2311563 A1 20110420	EP20090167521;	HOFFMANN LA ROCHE; ROCHE DIAGNOSTICS GMBH;	B01L003/0000;	processing units and methods for the processing of liquid samples
WO2011026699 A1 20110310	DE200910029184 ;	PINTER STEFAN; ROBERT BOSCH GMBH;	B81C001/0000;	production method for an encapsulated micromechanical component, corresponding micromechanical component and encapsulation for a micromechanical component
JP2011007793 A 20110113	US20090493811;	IBM;	G01N027/0414;	production method of nanofluidic field effect transistor basedon surface charge modulated nanochannel, and field effect transistor device
JP2011044556 A 20110303	JP20090191261;	TOSHIBA CORP;	H01H059/0000; B81C099/0000; H01G005/0019; B81B003/0000; H01G004/0255; H01G005/0016;	programmable actuator and programming method thereof
EP2271134 A1 20110105	EP20090164437;	KONINKL PHILIPS ELECTRONICS NV; NXP BV;	H04R019/0000; G01S003/0080; H04R019/0004; B81B003/0000; H03K017/0945;	proximity sensor comprising an acoustic transducer for receiving soundsignals in the human audible range and for emitting and receiving ultrasonic signals.

Número de Publicação	Prioridade	Depositantes	Classificação	Título
US2011030808 A1 20110210	US20090232416P ;US20100852320;	UNIV CALIFORNIA;	F15D001/0000;	pulsed laser triggered high speed microfluidic switch and applications in fluorescent activated cell sorting
KR20110045633 A 20110504	KR20090102287;		G01B011/0016; G01N021/0017;	quality control method and apparatus of microfluidic device
US2011070158 A1 20110324	US20090565552;		B01J019/0000; A61K051/0004; G01N030/0000; G01N021/0059;	quality control module for biomarker generator system
WO2011000047 A1 20110106	AU20090903024;	GARNIER GIL; LI XU; SHEN WEI; TIAN JUNFEI; UNIV MONASH;	G01N033/0048; G01N033/0052;	quantitative and self-calibrating chemical analysis using paper-based microfluidic systems
US2011059556 A1 20110310	US20090240188P ;US20100875914;	UNIV NEW YORK STATE RES FOUND;	G01N033/0543; C12M001/0000; B01L003/0000;	rapid and continuous analyte processing in droplet microfluidic devices
US2011081676 A1 20110407	US20090278156P ;US20100896188;	UNIV MISSOURI;	C12Q001/0004; C12M001/0034;	rapid detection of viable bacteria system and method
TW201116223 A 20110516	US20090233776P ;	CODE FOOTWEAR LLC;	A44C027/0000; A43B023/0024; A44C025/0000;	reconfigurable shoes and apparel and docking assembly therefor
WO2011019961 A2 20110217	US20090233776P ;	CODE FOOTWEAR LLC; SULLIVAN BENJAMIN DAVID; TRUITT NICOLE JUSTIS;	A44C025/0000; A43B023/0024; A44C027/0000;	reconfigurable shoes and apparel and docking assembly therefor
WO2011001680 A1 20110106	JP20090155292;	IWASAKI TOMOHIRO; KAMIYAMA TOMOHIDE; NAKAMURA KUNIIHIKO; ONISHI KEIJI; PANASONIC CORP; YAMAKAWATA KEHIKO;	H03H009/0024; B81B003/0000; B81C001/0000; H03H003/0007;	resonator and production method thereof
EP2281633 A1 20110209	EP20020763153; SE20010003522; SE20010004077; SE20020001310; US20010004424; US20010315471P ;US20020376776 P;WO2002SE005 31;WO2002SE00 537;WO2002SE0 0538;WO2002SE	GYROS PATENT AB;	B01F013/0000; B01F005/0006; B01L003/0000;	retaining microfluidic microcavity and other microfluidic structures

Número de Publicação	Prioridade	Depositantes	Classificação	Título
	00539;			
EP2283924 A1 20110216	EP20020763153; SE20010003522; SE20010004077; SE20020001310; US20010004424; US20010315471P ;US20020376776 P;WO2002SE005 31;WO2002SE00 537;WO2002SE0 0538;WO2002SE 00539;	GYROS PATENT AB;	B01L003/0000; B01F005/0006; B01F013/0000;	retaining microfluidic microcavity and other microfluidicstructures
EP2269736 A1 20110105	EP20020763153; SE20010003522; SE20010004077; SE20020001310; US20010004424; US20010315471P ;US20020376776 P;WO2002SE005 31;WO2002SE00 537;WO2002SE0 0538;WO2002SE 00539;	GYROS PATENT AB;	B01F013/0000; B01F005/0006; B01F013/0000; B01L003/0000; B01F005/0006; B01L003/0000;	retaining microfluidic microcavity and other microfluidicstructures
GB2475370 A 20110518	GB20090019724;	BAE SYSTEMS PLC;	H01H059/0000; B81C001/0000; H01P001/0012;	rf mems device packaging
CN101948739 A 20110119	CN20101277831;	UNIV NORTHWESTERN POLYTECHNIC;	C12M001/0036; C12M001/0000;	rotary micro screen structure for cell sorting
CN102069564 A 20110525	CN20101542571;	UNIV CENTRAL SOUTH;	B29C045/0026; B29C045/0006; B29C045/0033;	rotary multi-station injection molding mould for manufacturingmicrofluidic chip

Número de Publicação	Prioridade	Depositantes	Classificação	Título
US2011001609 A1 20110106	US20040805093; US20050086069; US20080156529; US20100883499;	LIFE TECHNOLOGIES CORP;	H02J007/0014; H02M003/0158; B60L011/0018; H02P009/0030; H02J007/0000; H02P006/0018; H02P009/0048; G06K007/0001; H02M007/0217;	sample carrier device incorporating radio frequency identification, and method
US2011027904 A1 20110203	US20030734682; US20100902489;	3M INNOVATIVE PROPERTIES CO;	B01L003/0000; B01F015/0002; B01F013/0000;	sample mixing on a microfluidic device
TW201116412 A 20110516	TW20090132777;	UNI ROVIRAI VIRGILI;	B41F015/0000; G01N033/0048; B41M001/0012;	screen printed functional microsystems
WO2011040876 A1 20110407	US20090248007P ;US20090266664 P;	KARLSSON ANDERS;KARLSSON ROGER;NANOXIS AB;OLESEN KENNETH;ORWAR OWE;	G01N033/0543; G01N033/0053; B01D015/0038; C07K001/0022;	screening of binders on immobilized native membrane proteins
US2011078835 A1 20110331	US20070725647; US20100961848;	INTEL CORP;	G01Q070/0016; G01Q070/0014;	seek-scan probe (ssp) memory with sharp probe tips formed at CMOS-compatible temperatures
WO2011038458 A1 20110407	US20090247026;	ATKIN MICAH;MYCROLAB DIAGNOSTICS PTY LTD;	B01L003/0000; B29C065/0000; B32B007/0004;	selective bond reduction in microfluidic devices
TW201116477 A 20110516	US20090186958P ;	ANALOG DEVICES INC;	B81B007/0000; H01L023/0029; B81C001/0000; H01L021/0056;	selective uv-ozone dry etching of anti-stiction coatings for MEMS device fabrication
JP2011115925 A 20110616	JP20090277765;	TOYOTA MOTOR CORP;	H01L023/0008; B81C003/0000; H01L025/0000; B81B003/0000; G01P015/0008;	semiconductor device including MEMS and method for manufacturing the same
CN102046513 A 20110504	US20080130702; WO2009US37266 ;	FREESCALE SEMICONDUCTOR INC;	B81B001/0000; B81B007/0000; B81B003/0000;	semiconductor device with reduced sensitivity to package stress

Número de Publicação	Prioridade	Depositantes	Classificação	Título
EP2272794 A1 20110112	EP20060014651;	ST MICROELECTRONICS SRL;STMICROELECTRONICS LTD MALTA;	B81B007/0000; H01L023/0498;	semiconductor package substrate, in particular for mems devices
TW201100796 A 20110101	TW20090120307;	UNIV NAT CHIAO TUNG;	G01N033/0050;	sensing element integrating silicon nanowire gated- diodes,manufacturing method and detecting system thereof
US2011116093 A1 20110519	US20080050495P ;US20090991070; WO2009SG00156	AGENCY SCIENCE TECH & RES;	G01N021/0000; G01N021/0055;	sensor chip for biological and chemical sensing
EP2331951 A1 20110615	US20080249483; WO2009IB54448;	NXP BV;	B01L003/0000; G01N027/0403; G01N033/0487;	sensor chip with support and microfluidic modules
US2011070581 A1 20110324	US20090172978P ;US20100768573;	C12Q001/0004; C12N005/0078; C12Q001/0068; C12N005/0786;		separation of leukocytes
US2011003285 A1 20110106	JP20060346208; WO2007JP74124;	ROHM CO LTD;	G01N030/0000; G01N027/0030; C12M001/0034; C12Q001/0068; G01N033/0050; G01N033/0048;	separation purification method and microfluidic circuit
US2011094600 A1 20110428	US20070904372P ;US20080529199; WO2008CA00420	F15D001/0000;		serial siphon valves for fluidic or microfluidic devices
TW201118036 A 20110601	US20090218268P	ANALOG DEVICES INC;	B81B007/0000; B81C001/0000;	silicon-rich nitride etch stop layer for vapor hf etching inmems device fabrication
CN101973509 A 20110216	CN20101510589;	UNIV SHANGHAI JIAOTONG;	B81C001/0000;	silicon micro needle surface coating process method based onmicro-electromechanical system (mems) technology
JP2011104767 A 20110602	US20090615188;	HONEYWELL INT INC;	B81B007/0002;	silicon tab edge mount for a wafer level package
WO2011005387 A1 20110113	US20090498847;	AKONURALP;BAXTER HEALTHCARE SA;BAXTER INT;LO YING- CHENG;STOBO PRICHARD SARAH;	A61M001/0028;	simplified peritoneal equilibration test for peritoneal dialysis
US2011010101 A1 20110113	US20090498847;	BAXTER HEALTHCARE SA;BAXTER INT;	G06F019/0000;	simplified peritoneal equilibration test for peritoneal dialysis

Número de Publicação	Prioridade	Depositantes	Classificação	Título
US2011095384 A1 20110428	US20040791638; US20060445549; US20110985700;	ANALOG DEVICES INC;	G01P015/0125; B81B003/0000; B81B007/0002; G01P015/0008; H01L021/0004; H01L029/0084;	single crystal silicon sensor with additional layer and method of producing the same
CN101948430 A 20110119	CN20101268984;	UNIV NANJING;	C07D413/0004; A61K031/0485; C07D221/0028; A61P019/0002; A61P029/0000; B01J019/0000;	sinomenine derivative and preparation method and applications thereof
WO2011051821 A2 20110505	US20090256495P ;US20090256510 P;	SPINX INC;ZUCCHELLI PIERO;	B01L003/0000;	siphoning as a washing method and apparatus for heterogenous assays
ITBO20090808 A1 20110618	IT2009BO00808;	SILICON BIOSYSTEMS SPA;		sistema microfluidico
ITBO20090807 A1 20110618	IT2009BO00807;	SILICON BIOSYSTEMS SPA;		sistema microfluidico
ITBO20090806 A1 20110618	IT2009BO00806;	SILICON BIOSYSTEMS SPA;		sistema microfluidico
ITTO20090735 A1 20110329	IT2009TO00735;	CONSIGLIO NAZ DELLE RICERCHE INFIM ISTITUTO;TORINO POLITECNICO;		sistema a ventosa per sigillatura reversibile di dispositivimicrofluidici polimerici elastomerici.
ITMC20100107 A1 20110214	IT2010MC00107;	SPARKLE SRL;		sistema di chimica microfluidica su chip per la sintesi epurificazione di (18-f) fluorodesossiglucosio per ottenere una soluzione iniettabile come da monografia della farmacopea europea 07/2008:1325.
TW201102341 A 20110116	US20090225731P ;US20090537047;	TAIWAN SEMICONDUCTOR MFG;	B81C003/0000; B81B007/0000;	socket type mems bonding
JP2011114282 A 20110609	JP20090271479;	KYOCERA CORP;	H01L027/0012; H01L021/0002;	soi substrate and method of manufacturing the same
KR20110046023 A 20110504	KR20090102826;		F02C007/0006; C10M125/0010; F01M003/0000;	solid lubrication between gas turbine blade and casing usingoxide-based nanofluid
TW201107228 A 20110301	TW20090127915;	MEMSMART SEMICONDUCTOR CORP;	H01L021/0306; B81C001/0000;	structure and method for manufacturing mems

Número de Publicação	Prioridade	Depositantes	Classificação	Título
TWM397525U U 20110201	TW20100217696 U;	NANYA INST OF TECHNOLOGY;	G01N035/0010;	suitcase type microfluidic chip driving system
CN201828268U U 20110511	CN20102546278 U;	SENODIA TECHNOLOGY SHANGHAI CO LTD;	G01C019/0056; B81B003/0000; G01P009/0004;	superminiature mems (micro-electromechanical system) gyro sensor
CN102086015 A 20110608	JP20020048580;J P20020292978;J P20030046414;	HITACHI CHEMICAL CO LTD;	B81C099/0000; B81C003/0000; B81B001/0000; G01N037/0000; B01L003/0000; B01J019/0000;	support unit for microfluidic system and manufacturing method
US2011044864 A1 20110224	JP20040041379;J P20040133265;J P20040343821;U S20050598086;U S20100938887;W O2005JP02433;	HITACHI CHEMICAL CO LTD;	B01L003/0000; B01J019/0000; G01N037/0000;	supporting unit for microfluid system
ITTO20090679 A1 20110304	IT2009TO00679;	MEDITEKNOLOGY S R L;		supporto idoneo all'impiego in un dispositivo microfluidico
US2011063732 A1 20110317	US20060867261P ;US20070944895; US20100943986;	UNIV MASSACHUSETTS;	G02B003/0000; G02B003/0008; C08J007/0012; C08J007/0000;	surface buckling method and articles formed thereby
US2011157592 A1 20110630	TW20090146147;	IND TECH RES INST;	G01N001/0010; G01N021/0055;	surface plasmon resonance unit and inspection system using the same
US2011123413 A1 20110526	US20080040442P ;US20090935203; WO2009US00850 ;	HARVARD COLLEGE;	B01L003/0000; B05D003/0000; B05D003/0002; B05D003/0006; B05D003/0010; C07F007/0002;	surfaces, including microfluidic channels, with controlled wetting properties
EP2271581 A1 20110112	US20080040442P ;WO2009US0085 0;	HARVARD COLLEGE;	B01F013/0000; B01J019/0000; B81B001/0000;	surfaces, including microfluidic channels, with controlled wetting properties
JP2011119249 A 20110616	US20090627476;	GEN ELECTRIC;	B81B003/0000; H01H059/0000;	switch structure

Número de Publicação	Prioridade	Depositantes	Classificação	Título
JP2011091029 A 20110506	US20090565127;	GEN ELECTRIC;	H01H001/0021; B81B003/0000; H01H059/0000;	switch structure and method
EP2318304 A1 20110511	AU20080904179; WO2009AU01009 ;	UNIV MONASH;	B01L099/0000; B81C001/0000; G01N033/0000; B32B029/0006; B81B005/0000;	switches for microfluidic systems
US2011104658 A1 20110505	US20090612573; US20100726140;	CFD RES CORP;	C12Q001/0070; C12M001/0000; C12M001/0034; C12Q001/0002;	synthetic microfluidic blood-brain barrier
EP2297470 A1 20110323	US20080164992; WO2009US49073 ;	CANON US LIFE SCIENCES INC;	B01L003/0000; F16K099/0000; F15C001/0004; A61M001/0036;	system and method for microfluidic flow control
US2011155587 A1 20110630	US20090282215P ;US20100981592;	UNIV RAMOT;YISSUM RES DEV CO;	G01N027/0026; C12N015/0063; G01N027/0403; C12N001/0021; G01N027/0416; H01R043/0000;	system and method for detecting a substance in liquid
KR20110042276 A 20110426	KR20110033121;	KONG EUN SIG;ROTECH INSTR CO LTD;	G01B007/0000; G01B007/0016; B81B007/0002;	system and method for measuring displacement using mems sensor
TW201105950 A 20110216	US20090222509P ;US20100827661;	SONY CORP;SONY CORP AMERICA;	G06F017/0014; G01N021/0063; G01N033/0018;	system and method for the measurement of multiple emissions from multiple parallel flow channels in a flow cytometry system
WO2011003073 A1 20110106	US20090222509P ;US20100827661;	DURACK GARY;SONY CORP;SONY CORP AMERICA;	C12M001/0036; C12M001/0034;	system and method for the measurement of multiple emissions from multiple parallel flow channels in a flow cytometry system
US2011001963 A1 20110106	US20090222509P ;US20100827661;		G01J003/0044; G01J001/0058;	system and method for the measurement of multiple emissions from multiple parallel flow channels in a flow cytometry system
WO2011053734 A1 20110505	US20090255490P ;US20100913440;	MCUBE INC;YANG XIAO;	H01L021/0000; B81B003/0000;	system on a chip using integrated mems and cmos devices
EP2332653 A1 20110615	EP20090179110;	HOFFMANN LA ROCHE;ROCHE DIAGNOSTICS GMBH;	B01L003/0000;	systems and method for manipulating liquid fluids in microfluidic devices

Número de Publicação	Prioridade	Depositantes	Classificação	Título
US2011126914 A1 20110602	US20090258767P ;US20100940816;	MASSACHUSETTS INST TECHNOLOGY;	F17D001/0016;	systems and methods for handling solids in microfluidic systems
WO2011057091 A2 20110512	US20090258767P ;	HARTMAN RYAN L;JESEN KLAUS F;MASSACHUSETTS INST TECHNOLOGY;MCMULLEN JONATHAN P;NABER JOHN R;ZABORENKO NIKOLAY;	B01J019/0000; B01L099/0000;	systems and methods for handling solids in microfluidic systems
US2011091877 A1 20110421	US20090168395P ;US20100758395;	CANON US LIFE SCIENCES INC;	C12Q001/0068; G01N001/0010; C12M001/0034;	systems and methods for minimization or elimination of diffusion effects in a microfluidic system
CN101946010 A 20110112	US20070008862P ;US20080098710 P;WO2008US139 12;	HARVARD COLLEGE;	C12Q001/0068;	systems and methods for nucleic acid sequencing
US2011066097 A1 20110317	US20060802471P ;US20070814117; US20100759157; US20100948325; WO2007US69414 ;	UNIV COLUMBIA;	B01D011/0000; B01D061/0038; A61M001/0034; B01D061/0024; A61M037/0000; B01D061/0014;	systems and methods of microfluidic membraneless exchange using filtration of extraction outlet streams
US2011062083 A1 20110317	US20060802471P ;US20070814117; US20100759157; US20100948284; WO2007US69414 ;	UNIV COLUMBIA;	A61M001/0034; B01D011/0000; B01D061/0024; A61M037/0000; B01D061/0038; B01D061/0014;	systems and methods of microfluidic membraneless exchange using filtration of extraction outlet streams
US2011021966 A1 20110127	US20070014005P ;US20070014065 P;US2008074778 5;WO2008US866 24;	UNIV COLUMBIA;	A61M001/0036;	systems, methods, and devices for blood treatment
KR20110059104 A 20110602	KR20090115740;	KOREA ELECTRONICS TELECOMM;	G01N033/0543; G01N033/0053;	the microfluidic chips and detection method for protein therein

Número de Publicação	Prioridade	Depositantes	Classificação	Título
US2011003699 A1 20110106	US20020434988P; US20030461556 P;US2003046155 9P;US200305284 61P;US20030744 580;US20040610 033P;US2005022 7425;US2009064 2715;	BIOTROVE INC;	C40B060/0014; C40B030/0000; C40B050/0006; C40B060/0008;	thermal cyler for microfluidic array assays
KR20110061835 A 20110610	KR20090118348;	KOREA ELECTRIC POWER CORP;	B82B003/0000; G01N025/0018; G01K007/0020;	thermal diffusivity of nanofluid measurement equipment
US2011154546 A1 20110623	US20080214031; US20090279600P; US20100925442;		G01Q010/0000;	thermal measurements using multiple frequency atomic force microscopy
CN102082105 A 20110601	CN20101573973;	UNIV SOUTHEAST;	G01P013/0002; H01L023/0373; G01P005/0010; H01L021/8238; B81C001/0000; H01L023/0031; H01L021/0060; B81B007/0002;	thermal wind sensor based on anodic bonding technology and preparationmethod thereof
EP2289844 A2 20110302	EP20010993188; US20000727140;	HARRIS CORP;	H01L023/0473; B81C001/0000; H01L023/0427; B81B001/0000; B81B007/0000; F28D015/0004;	thermally enhanced microcircuit package and method of forming same
US2011123398 A1 20110526	US20080072049P; US20090934499; WO2009US38693	HARVARD COLLEGE;	G01N033/0000;	three-dimensional microfluidic devices
WO2011044116 A2 20110414	US20090248603P; ;	BORENSTEIN JEFFREY T;CHAREST JOSEPH L;CHUNG SEOK;DRAPER LAB CHARLES S;JEON JESSIE SUNGYUN;KAMM ROGER D;MASSACHUSETTS INST	C12M003/0000;	three-dimensional microfluidic platforms and methods of use andmanufacture thereof

Número de Publicação	Prioridade	Depositantes	Classificação	Título
		TECHNOLOGY;VICKERMAN VERNELLA;ZERVANTONAKIS IOANNIS;		
US2011159522 A1 20110630	US20080123344P ;US20090936954; WO2009US39434		C12M001/0034; G01N033/0053; C12Q001/0002;	three-dimensional microfluidic platforms and methods of use thereof
KR20110003526 A 20110112	US20080123344P ;	MASSACHUSETTS INST TECHNOLOGY;	C12M001/0034; C12Q001/0002; G01N033/0048;	three-dimensional microfluidic platforms and methods of use thereof
EP2274438 A2 20110119	US20080123344P ;WO2009US3943 4;	MASSACHUSETTS INST TECHNOLOGY;	C12Q001/0002; G01N033/0048; C12M001/0034;	three-dimensional microfluidic platforms and methods of use thereof
WO2011009164 A1 20110127	AU20090903382;	BALLERINI DAVID ROBERT;LI XU;SHEN WEI;TIAN JUNFEI;UNIV MONASH;	B81B001/0000; B81B003/0000; B01L003/0000; B01F003/0008;	three-dimensional microfluidic systems
WO2011038373 A2 20110331	US20090246210P ;	BACKDAHL HENRIK;DAVALOS RAFAEL V;GATENHOLM PAUL;SANO MICHAEL B;TZAVARAS THEODORE JON;VIRGINIA TECH INTELL PROP;	C12N001/0022; A61L027/0038; A61L027/0044; C12N001/0020; A61L027/0040;	three-dimensional bioprinting of biosynthetic cellulose (bc) implants and scaffolds for tissue engineering
CN102050418 A 20110511	CN20101500612;	UNIV BEIJING;	B81B007/0000; B81B007/0002; B81C001/0000;	three-dimensional integrated structure and production methods thereof
CN102103013 A 20110622	CN20101581544;	UNIV NORTH CHINA;	B81B003/0000; G01H011/0006; G01S007/0521;	three-dimensional vector hydrophone
JP2011018905 A 20110127	US20090500212;	GEN ELECTRIC;	H01F029/0004; B81B003/0000; B81B007/0002;	transformer on-load tap changer using mems technology
JP2011039039 A 20110224	US20090500487;	HONEYWELL INT INC;	G01P015/0013; G01P015/0125; H01L029/0084; B81B003/0000;	translational mass in-plane mems accelerometer
US2011127222 A1 20110602	US20080037994P ;US20090933395; WO2009US37714	CYNVENIO BIOSYSTEMS INC;	B03C001/0030; B81B007/0000; B01D035/0006;	trapping magnetic cell sorting system

Número de Publicação	Prioridade	Depositantes	Classificação	Título
KR20110053323 A 20110520	KR20110042975;	KOREA ADVANCED INST SCI & TECH;	G01N035/0008; G01N027/0026; G01N027/0447; G01N033/0048;	tunable microfluidic chip for particle focusing and sorting using flexible film substrate
EP2269201 A1 20110105	EP20080154837; EP20090732707; WO20091B51606;	NXP BV;	B81C001/0000; H01L021/0000; H01H059/0000; H01G005/0018;	tunable capacitor and switch using mems with phase change material
AR075448 A1 20110406	KR20080067206; KR20090054613;	SAMSUNG ELECTRONICS CO LTD;	B01L003/0000; G01N033/0000;	un dispositivo microfluidico y un cartucho adaptado para ser instalado en dicho dispositivo
JP2011039051 A 20110224	EP20090167521;	HOFFMANN LA ROCHE;	G01N035/0010; G01N037/0000; G01N035/0008; G01N035/0002;	unit and method for processing of liquid sample
US2011005932 A1 20110113	US20090184759P; US20090235664 P; US2010034968 0P; US201007955 15;	INTEGENX INC;	H01J005/0016; G01N027/0447; G01N021/0064; G01J001/0058;	universal sample preparation system and use in an integrated analysis system
CN101975154 A 20110216	CN20101505915;	UNIV JIANGSU;	F04B043/0004; F04B053/0000;	valve-free piezoelectric pump of logarithmic spiral combined tube
WO2011061552 A1 20110526	HU20090000719;	BUDAPESTI MUESZAKI ES GAZDASAGTUDOMANYI EGYETEM; HARSANYI GABOR; SANTHA HUNOR;	F16K099/0000; B01L003/0000;	valve structure for a microfluidic channel
WO2011055942 A2 20110512	KR20090105349;	KIM DO GYOON; PARK JONG MYEON; PARK SANG BUM; SAMSUNG ELECTRONICS CO LTD;	G01N037/0000; G01N035/0008;	valve unit, microfluidic device having the same, and method of driving the valve unit
US2011100476 A1 20110505	KR20090105349;	SAMSUNG ELECTRONICS CO LTD;	F16K031/0000;	valve unit, microfluidic device having the same, and method of driving the valve unit
KR20110048673 A 20110512	KR20090105349;	SAMSUNG ELECTRONICS CO LTD;	G01N037/0000; G01N035/0008;	valve unit, microfluidic device including the same, and driving method of the valve unit
US2011151578 A1 20110623	US20080053812P; US20090992376; WO2009US03024 ;	HARVARD COLLEGE;	G01N001/0010; B01L003/0000;	valves and other flow control in fluidic systems including microfluidic systems

Número de Publicação	Prioridade	Depositantes	Classificação	Título
EP2286125 A2 20110223	US20080053812P ;WO2009US03024;	HARVARD COLLEGE;	B01L003/0000; F16K099/0000;	valves and other flow control in fluidic systems including microfluidic systems
JP2011108989 A 20110602	JP20090264844;	DENSO CORP;	H01G005/0001; H01G005/0013; B81B003/0000; H01G005/0004;	variable capacitor
JP2011101227 A 20110519	JP20090254925;	FUJITSU LTD;	H01P007/0008; B81B003/0000; H01P001/0203;	variable distributed constant line, variable filter, and communication module
TW201100319 A 20110101	US20090426561;	IBM;	B81B007/0000; B81C001/0000;	vertical integrated circuit switches, design structure and methods of fabricating same
EP2278340 A1 20110126	US20090506022;	ROSEMOUNT AEROSPACE INC;	G01P015/0008; B81C001/0000; G01P015/0002;	wafer process flow for a high performance mems accelerometer
JP2011091209 A 20110506	JP20090243633;	SUN TEC KK;	B81B003/0000; G02B026/0008; H01S005/0014;	wavelength scanning type laser light source
WO2011030002 A1 20110317	FI20090005944;	SEPPAE HEIKKI; VALTION TEKNILLINEN; VIKARI VILLE;	B81B007/0002; G01S013/0075; H03H009/0024;	wireless mems sensor and method of reading the same
KR20110048501 A 20110511	KR20110037066;		B81B007/0002; A61B005/0103;	null

ANEXO I - Códigos dos Principais Países

Código	País	Código	País
AR	Argentina	IN	Índia
AT	Áustria	IS	Islândia
AU	Austrália	IT	Itália
BE	Bélgica	JP	Japão
BG	Bulgária	KR	República Da Coreia
BR	Brasil	LU	Luxemburgo
BS	Bahamas	LV	Letônia
CA	Canadá	MA	Marrocos
CH	Suíça	MD	Republica Moldova
CN	China	MX	México
CZ	República Tcheca	NL	Holanda
DE	Alemanha	NO	Noruega
DK	Dinamarca	NZ	Nova Zelândia
DZ	Argélia	OA	African Intellectual Property Organization (OAPI) ¹
EA	Organização de Patentes da Eurásia (EAPO) ¹	PH	Filipinas
EE	Estônia	PL	Polônia
EG	Egito	PT	Portugal
EP	Organização Europeia de Patentes (EPO) ¹	RO	Romênia
ES	Espanha	RU	Federação Russa
FI	Finlândia	SE	Suécia
FR	França	SG	Singapura
GB	Reino Unido	SI	Eslovênia
GR	Grécia	SK	Eslováquia
HK	Região Administrativa Especial de Hong Kong Da República Popular da China	TR	Turquia
HR	Croácia	TW	Taiwan
HU	Hungria	UA	Ucrânia
ID	Indonésia	US	Estados Unidos
IE	Irlanda	WO	Organização Mundial de Propriedade Intelectual (WIPO) ²
IL	Israel	ZA	África do Sul

Fonte: <http://www.wipo.int/export/sites/www/scit/en/standards/pdf/030301.pdf>, acesso: março 2008

¹ A OAPI é um organismo intergovernamental encarregado de emitir títulos de proteção dos direitos de propriedade industrial e de prestar serviços relacionados com a propriedade industrial para cada um dos Estados-membros. Aplica uma legislação uniforme que tem lugar de lei nacional para cada um dos Estados-Membros: o Acordo de Bangui. Estes títulos de proteção têm efeito automático em cada um dos seguintes Estados-membros: Benim, Burquina Faso, Camarões, África Central, Congo, Costa do Marfim, Gabão, Guiné, Guiné Bissau, Guiné Equatorial, Mali, Mauritânia, Nigéria, Senegal, Chade e Togo.

² O código "WO" é utilizado para a publicação internacional dos pedidos depositados via Tratado de Cooperação em Matéria de Patentes (PCT) em qualquer um dos países receptores destes pedidos.