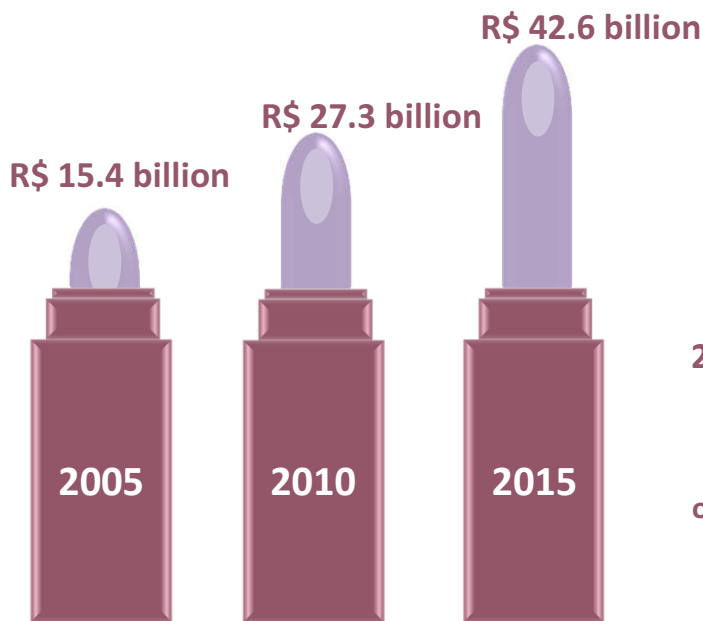




## Nanocosmetics

Ex factory net sales for the cosmetics industry in Brazil\*



Brazilian cosmetic market net sales

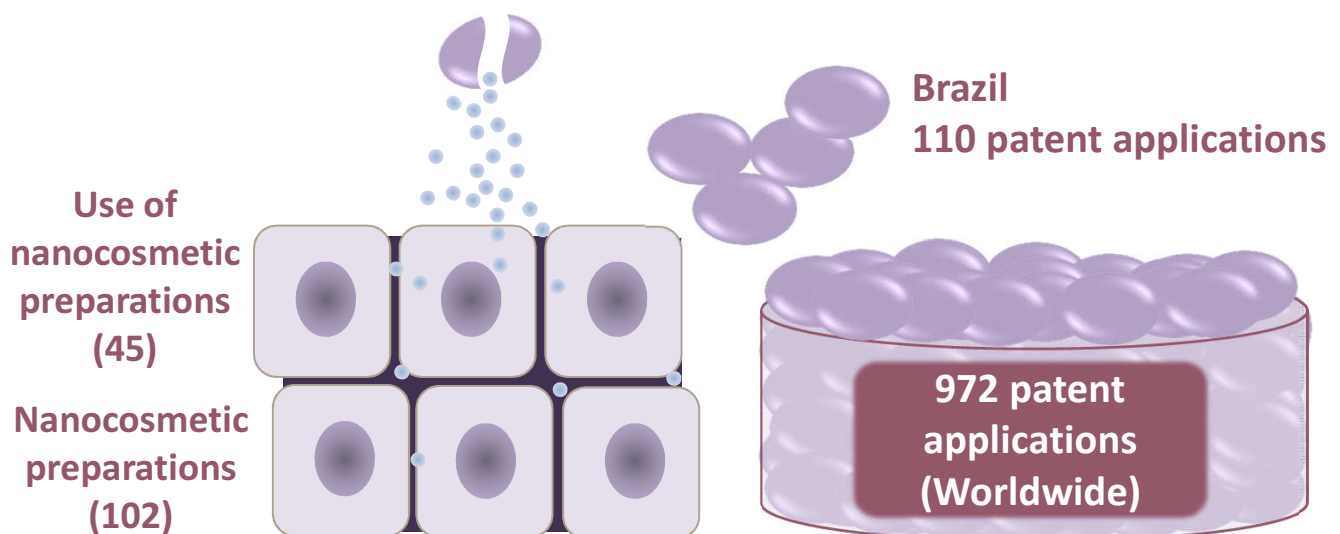
Brazil has 2,599 cosmetic companies of which:



### World market for cosmetics

1st - USA    3rd - Japan  
2nd - China    4th - Brazil

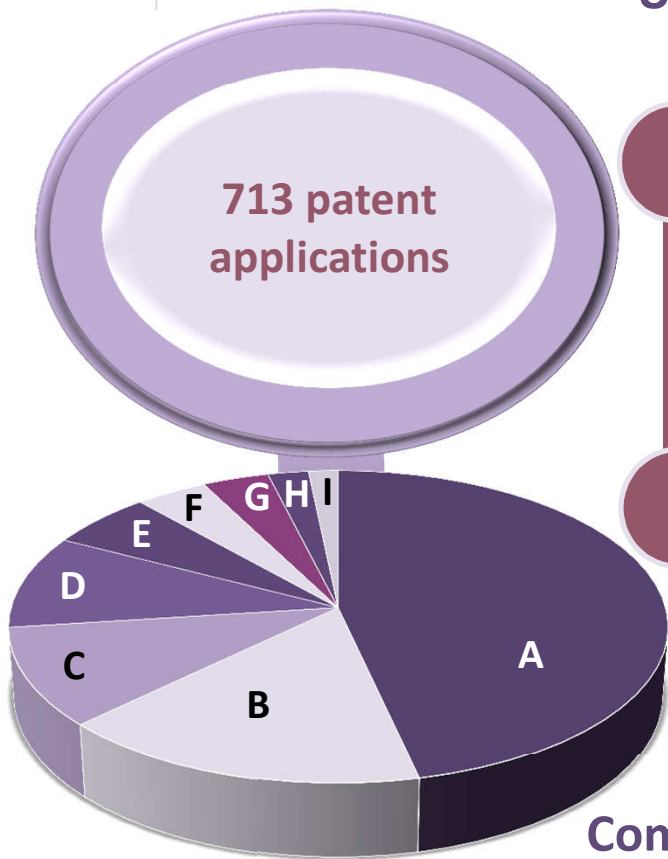
### Patent documents in nanocosmetics



\*ABIHPEC, 2016

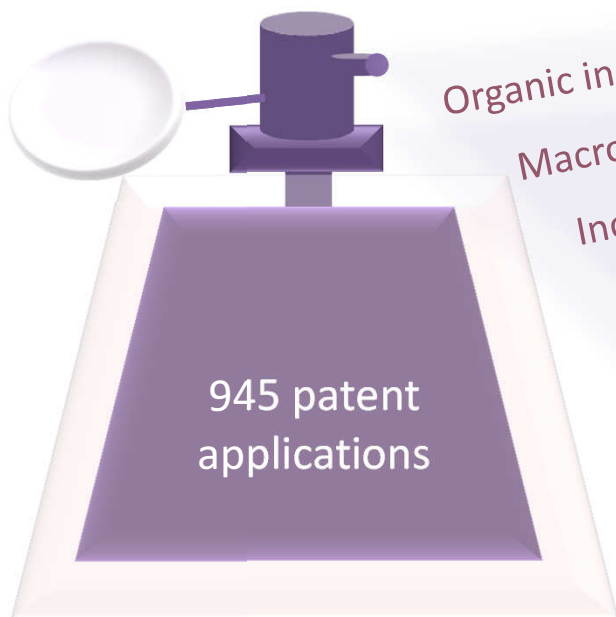
This infographic has an extended version in Portuguese at INPI Portal: <http://www.inpi.gov.br/menu-servicos/informacao/radares-tecnologicos>

**Use of Nanocosmetics (worldwide)**



- A – Skin treatment (456)
- B – Sunscreens and repellents(160)
- C – Make up (100)
- D – Hair treatment (95)
- E – Oral hygiene (57)
- F – Perfumes and deodorants (39)
- G – Hair growth or removal (36)
- H – Manicure and pedicure (22)
- I – Others (16)

**Composition and physical form (worldwide)**



- Organic ingredients (399)
- Macromolecular organic compounds (317)
- Inorganic ingredients (293)
- Physical form (230)
- Unknown constitution (201)
- Dispersions and emulsions (162)
- Encapsulated compositions (111)
- Oils, fats or grease and derivatives (82)
- Liposome (80)
- Composition with 2 or more phases (3)