

Publication Set In-Depth Report - Publicação Pesquisadores HC-UFMG 2025

Publicação Pesquisadores HC-UFMG 2025

Filter by publication year range:2020 to 2025

Summary metrics

Entity: Publicação Pesquisadores HC-UFMG 2025 · Within: All subject areas (ASJC) · Year range: 2020 to 2025

· Data source: Scopus, up to 08 Oct 2025

2,984

Scholarly Output

61.1% Open Access

438

362

24,168

Authors

2.45

Field-Weighted Citation Impact

2.73

1.14

0.50

Field-Weighted Citation
Impact Median

0.53

0.00

1,070

International Collaboration

132

144

64,080

Citation Count

21.5

Citations per
Publication

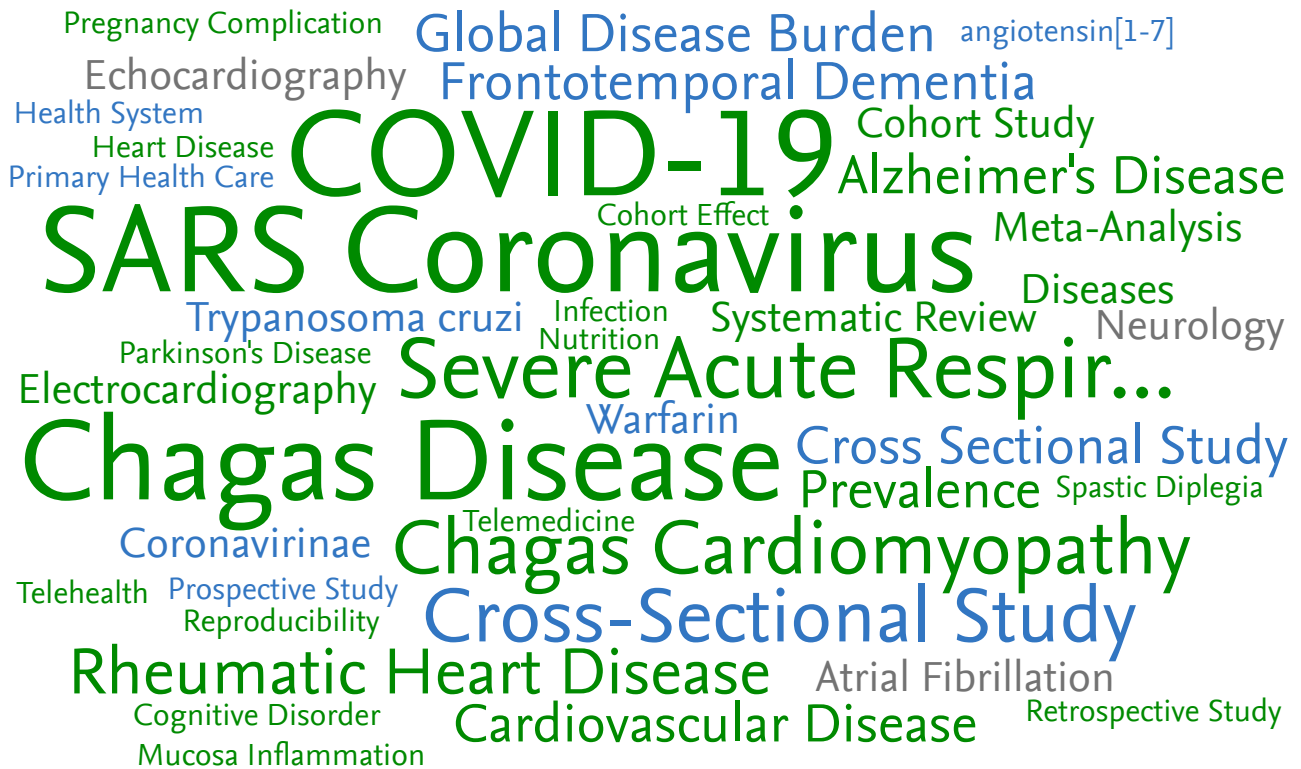
This analysis provides an overall metrics summary of the Publication Set. The snowflake means the metrics have been calculated using the Snowball Metrics methodology.

Note: for Publication Sets with a small scholarly output, please beware of highly cited publications which may skew the FWCI.

Keyphrase analysis

Entity: Publicação Pesquisadores HC-UFMG 2025 · Within: All subject areas (ASJC) · Year range: 2020 to 2025

· Data source: Scopus, up to 08 Oct 2025



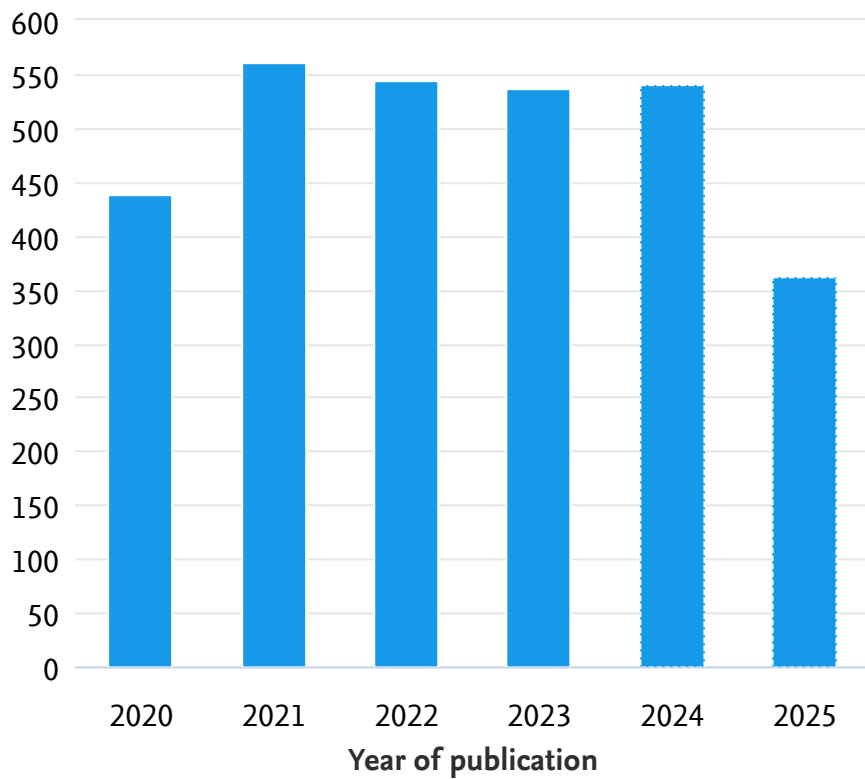
A A A relevance of keyphrase | declining A A A growing (2020-2024)

SciVal uses the Elsevier Fingerprint Engine to extract distinctive keyphrases within the Publication Set. The text mining is done through applying a variety of Natural Language Processing techniques to the titles and abstracts of the documents in the Publication Set in order to identify important concepts.

Scholarly Output

Entity: Publicação Pesquisadores HC-UFMG 2025 · Within: All subject areas (ASJC) · Year range: 2020 to 2025

· Data source: Scopus, up to 08 Oct 2025



2,984

number of publications by authors
in Publicação Pesquisadores HC-
UFMG 2025

⚡ Incomplete year

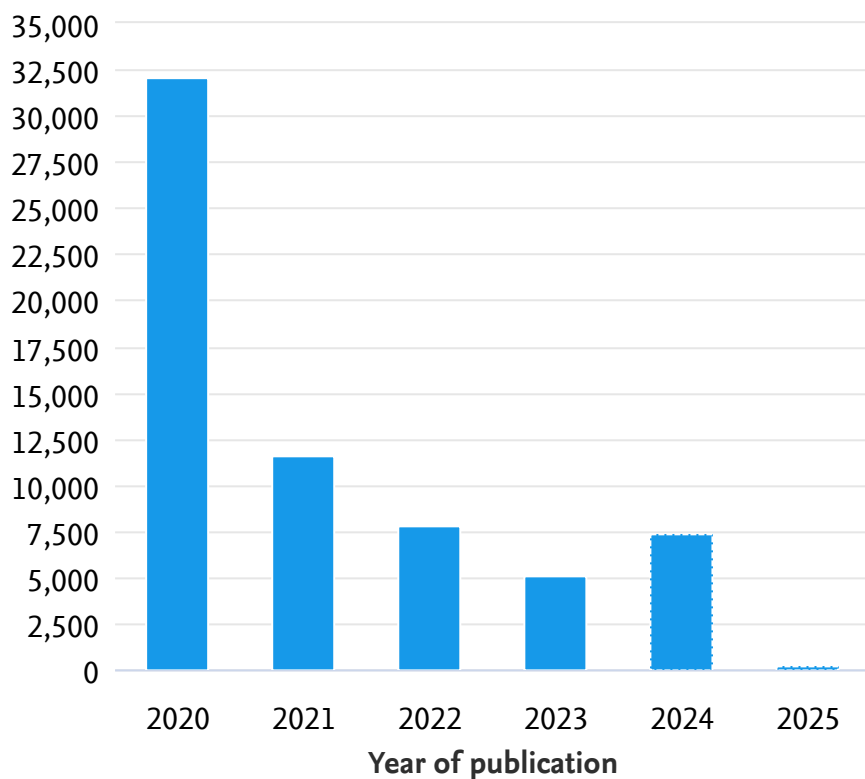
Scholarly Output indicates the prolificacy of the Publication Set: how many documents are published each year during the time period?

Note: some subject areas produce more scholarly output than others.

Citation Count

Entity: Publicação Pesquisadores HC-UFMG 2025 · Within: All subject areas (ASJC) · Year range: 2020 to 2025

· Data source: Scopus, up to 08 Oct 2025



64,080

number of citations received by publications in Publicação Pesquisadores HC-UFMG 2025

▨ Incomplete year

Citation count indicates the total citation impact of the Publication Set: how many citations have these publications received? The years are always the years in which items were published, and do not refer to the years in which citations were received.

Note: some subject areas cite publications more often than others.

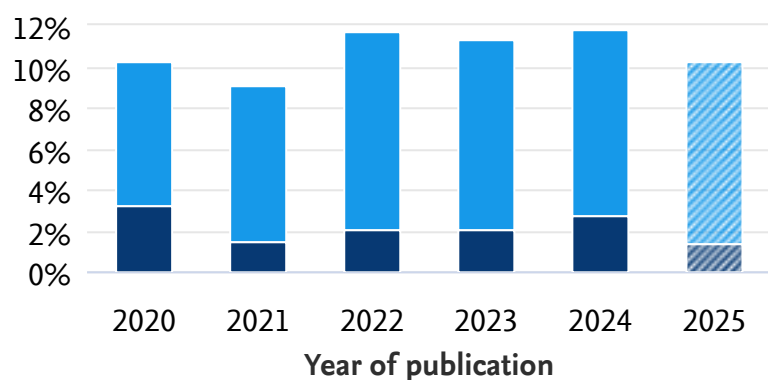
Outputs in Top 10% Citation Percentiles (field-weighted)

Entity: Publicação Pesquisadores HC-UFMG 2025 · Within: All subject areas (ASJC) · Year range: 2020 to 2025

· Data source: Scopus, up to 08 Oct 2025

Share of publications in Publicação Pesquisadores HC-UFMG 2025 that are among the most cited publications worldwide

field-weighted



322 (10.8%)

number of publications in the top 10% most cited publications worldwide

% publications in top 10% most cited

% publications in top 1% most cited

▨ Incomplete year

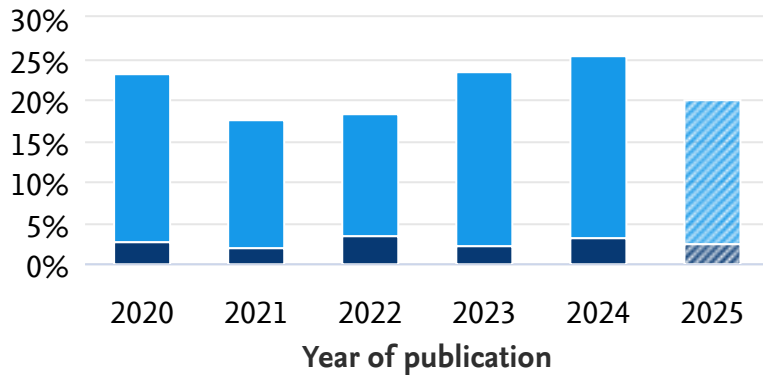
Outputs in Top Citation Percentiles indicates the extent to which the publications are present in the top 10% most-cited percentiles within Scopus. This number is then field-weighted to normalize for differences in subject area citation patterns.

Publications in Top Journal Percentiles by CiteScore Percentile

Entity: Publicação Pesquisadores HC-UFGM 2025 · Within: All subject areas (ASJC) · Year range: 2020 to 2025

· Data source: Scopus, up to 08 Oct 2025

Share of publications in Publicação Pesquisadores HC-UFGM 2025 that are in the top journals by CiteScore Percentile



628 (21.3%)

number of publications in the top 10% journals by CiteScore

% publications in top 10% journals

% publications in top 1% journals


▨ Incomplete year


Publications in Top Journal Percentiles indicates the extent to which the publications are present in the top most-cited journals in Scopus by CiteScore percentile. The percentage thresholds are taken directly from the CiteScore Percentile values that are calculated by Scopus. A journal receives a CiteScore Percentile for each ASJC in which it's categorized. SciVal always uses the highest relevant CiteScore Percentile, which is dictated by the subject area filter.

Top countries/regions


Entity: Publicação Pesquisadores HC-UFMG 2025 · Within: All subject areas (ASJC) · Year range: 2020 to 2025


· Data source: Scopus, up to 08 Oct 2025

Countries & territories	Scholarly Output 	Views Count	Field-Weighted Citation Impact	Citation Count (excl. self-citations)
Brazil	2,936	74,995	2.22	57,180
United States	615	40,354	7.79	40,439
United Kingdom	253	34,652	16.36	35,938
Australia	163	30,831	23.44	33,234
Canada	161	31,331	23.39	33,599
France	144	30,086	26.13	32,841
Spain	131	29,763	28.74	32,501
Argentina	121	27,991	28.67	30,402
Italy	121	30,715	31.56	32,519
Germany	109	30,120	34.41	32,841

Metric 1: **Scholarly Output** 
Types of publications included: all.

Metric 2: **Views Count**

Metric 3: **Field-Weighted Citation Impact** 
Types of publications included: all.

Metric 4: **Citation Count** 
Types of publications included: all. Self-citations included: yes.


Shows the most prolific countries and regions publishing research in the Publication Set.

Note: for entities with a small scholarly output, please beware of highly cited publications which may skew the FWCI.

Top Institutions

Entity: Publicação Pesquisadores HC-UFMG 2025 · Within: All subject areas (ASJC) · Year range: 2020 to 2025

· Data source: Scopus, up to 08 Oct 2025

Institution	Scholarly Output 	Views Count	Field-Weighted Citation Impact	Citation Count (excl. self-citations)
Universidade Federal de Minas Gerais	2,826	72,518	2.26	56,040
Universidade de São Paulo	558	36,183	6.99	35,365
Fundação Oswaldo Cruz	231	24,197	13.39	21,315
Universidade Federal do Rio Grande do Sul	209	27,544	16.27	30,313
Universidade Federal de São Paulo	199	8,310	5.05	4,674
Universidade Estadual de Campinas	182	15,491	3.97	16,043
Universidade Federal do Rio de Janeiro	175	15,932	16.39	16,526
Faculdade de Ciências Médicas de Minas Gerais	134	1,955	0.79	764
Universidade Federal de Ouro Preto	117	1,805	0.96	1,121
Universidade Federal da Bahia	116	26,453	27.97	28,974

Top Institutions

Metric 1: **Scholarly Output** 

Types of publications included: all.

Metric 2: **Views Count**

Metric 3: **Field-Weighted Citation Impact** 

Types of publications included: all.

Metric 4: **Citation Count** 

Types of publications included: all. Self-citations included: yes.


Shows the most prolific institutions publishing research in the Publication Set.


Note: for entities with a small scholarly output, please beware of highly cited publications which may skew the FWCI.

Top Scopus Sources


Entity: Publicação Pesquisadores HC-UFMG 2025 · Within: All subject areas (ASJC) · Year range: 2020 to 2025


· Data source: Scopus, up to 08 Oct 2025

Scopus Sources	Scholarly Output 	Views Count	Field-Weighted Citation Impact	Citation Count (excl. self-citations)
Arquivos de Neuro-Psiquiatria	43	621	0.46	199
Arquivos Brasileiros de Cardiologia	41	499	1.47	555
Scientific Reports	35	565	0.44	208
CODAS	32	388	0.47	76
PLOS ONE	26	410	0.60	300
Revista Brasileira de Enfermagem	26	292	0.45	124
Revista Brasileira de Ginecologia e Obstetricia	26	204	0.60	86
Revista da Sociedade Brasileira de Medicina Tropical	26	339	0.64	182
Ciencia e Saude Coletiva	25	414	0.53	117
Dementia e Neuropsychologia	25	429	0.80	225

Metric 1: **Scholarly Output** 
Types of publications included: all.

Metric 2: **Views Count**

Metric 3: **Field-Weighted Citation Impact** 
Types of publications included: all.

Metric 4: **Citation Count** 
Types of publications included: all. Self-citations included: yes.

Shows the Scopus sources which have published the largest quantity of documents in the Publication Set.