





































UNICA
Consultores de Engenharia Urbana Ltda

EXECUTADO POR:

CONVENÇÕES DA BASE CARTOGRÁFICA

 CURVAS MESTRAS	 RODovia PAVIMENTADA	 TUBULAÇÃO	 CETIMÉRIO/IGREJA
 CURVAS SECUNDARIAS	 RODovia NÃO PAVIMENTADA	 MURO/GRADIL	 QUADRA DE ESP./CAMPO DE FUT.
 PTO. COTADO/NÍVEL D'ÁGUA	 VIA PAV. S/MED. PAV.	 POÇO	 LINHA DE TRANSMISSÃO
 PTO. COTADO DE CAMPO	 VIA PAV. C/MED. PAV.	 RESERVOATÓRIO/DAM D'ÁGUA	 TORRE/ANTENA/POSTE
 BASE AEREA	 VIA PAV. S/MED. PAV.	 RIO PERENE/INTERM.	 SUBESTAÇÃO
 ESTACIONAMENTO	 VIA PAV. C/MED. PAV.	 LAGOA PERENE/INTERM.	 ARVORE ISOLADA
 EST. GEODÉSICA	 VIA PAV. S/MED. PAV.	 BARRAGEM/ALBUDE	 ARVORE ISOLADA
 EST. GEODÉSICA	 VIA PAV. S/MED. PAV.	 MANGUE/ALAGADO	 ARVORE ISOLADA
 EST. GEODÉSICA	 VIA PAV. S/MED. PAV.	 DRENO/VALA	 ARVORE ISOLADA
EST. GEODÉSICA	VIA PAV. S/MED. PAV.	DRENO/VALA	ARVORE ISOLADA
EST. GEODÉSICA	VIA PAV. S/MED. PAV.	DRENO/VALA	ARVORE ISOLADA
EST. GEODÉSICA	VIA PAV. S/MED. PAV.	DRENO/VALA	ARVORE ISOLADA
EST. GEODÉSICA	VIA PAV. S/MED. PAV.	DRENO/VALA	ARVORE ISOLADA
EST. GEODÉSICA	VIA PAV. S/MED. PAV.	DRENO/VALA	ARVORE ISOLADA
EST. GEODÉSICA	VIA PAV. S/MED. PAV.	DRENO/VALA	ARVORE ISOLADA
EST. GEODÉSICA	VIA PAV. S/MED. PAV.	DRENO/VALA	ARVORE ISOLADA
EST. GEODÉSICA	VIA PAV. S/MED. PAV.	DRENO/VALA	ARVORE ISOLADA
EST. GEODÉSICA	VIA PAV. S/MED. PAV.	DRENO/VALA	ARVORE ISOLADA
EST. GEODÉSICA	VIA PAV. S/MED. PAV.	DRENO/VALA	ARVORE ISOLADA
EST. GEODÉSICA	VIA PAV. S/MED. PAV.	DRENO/VALA	ARVORE ISOLADA
EST. GEODÉSICA	VIA PAV. S/MED. PAV.	DRENO/VALA	ARVORE ISOLADA
EST. GEODÉSICA	VIA PAV. S/MED. PAV.	DRENO/VALA	ARVORE ISOLADA
EST. GEODÉSICA	VIA PAV. S/MED. PAV.	DRENO/VALA	ARVORE ISOLADA
EST. GEODÉSICA	VIA PAV. S/MED. PAV.	DRENO/VALA	ARVORE ISOLADA
EST. GEODÉSICA	VIA PAV. S/MED. PAV.	DRENO/VALA	ARVORE ISOLADA
EST. GEODÉSICA	VIA PAV. S/MED. PAV.	DRENO/VALA	ARVORE ISOLADA
EST. GEODÉSICA	VIA PAV. S/MED. PAV.	DRENO/VALA	ARVORE ISOLADA
EST. GEODÉSICA	VIA PAV. S/MED. PAV.	DRENO/VALA	ARVORE ISOLADA
EST. GEODÉSICA	VIA PAV. S/MED. PAV.	DRENO/VALA	ARVORE ISOLADA
EST. GEODÉSICA	VIA PAV. S/MED. PAV.	DRENO/VALA	ARVORE ISOLADA
EST. GEODÉSICA	VIA PAV. S/MED. PAV.	DRENO/VALA	ARVORE ISOLADA
EST. GEODÉSICA	VIA PAV. S/MED. PAV.	DRENO/VALA	ARVORE ISOLADA
EST. GEODÉSICA	VIA PAV. S/MED. PAV.	DRENO/VALA	ARVORE ISOLADA
EST. GEODÉSICA	VIA PAV. S/MED. PAV.	DRENO/VALA	ARVORE ISOLADA
EST. GEODÉSICA	VIA PAV. S/MED. PAV.	DRENO/VALA	ARVORE ISOLADA
EST. GEODÉSICA	VIA PAV. S/MED. PAV.	DRENO/VALA	ARVORE ISOLADA
EST. GEODÉSICA	VIA PAV. S/MED. PAV.	DRENO/VALA	ARVORE ISOLADA
EST. GEODÉSICA	VIA PAV. S/MED. PAV.	DRENO/VALA	ARVORE ISOLADA
EST. GEODÉSICA	VIA PAV. S/MED. PAV.	DRENO/VALA	ARVORE ISOLADA
EST. GEODÉSICA	VIA PAV. S/MED. PAV.	DRENO/VALA	ARVORE ISOLADA
EST. GEODÉSICA	VIA PAV. S/MED. PAV.	DRENO/VALA	ARVORE ISOLADA
EST. GEODÉSICA	VIA PAV. S/MED. PAV.	DRENO/VALA	ARVORE ISOLADA
EST. GEODÉSICA	VIA PAV. S/MED. PAV.	DRENO/VALA	ARVORE ISOLADA
EST. GEODÉSICA	VIA PAV. S/MED. PAV.	DRENO/VALA	ARVORE ISOLADA
EST. GEODÉSICA	VIA PAV. S/MED. PAV.	DRENO/VALA	ARVORE ISOLADA
EST. GEODÉSICA	VIA PAV. S/MED. PAV.	DRENO/VALA	ARVORE ISOLADA
EST. GEODÉSICA	VIA PAV. S/MED. PAV.	DRENO/VALA	ARVORE ISOLADA
EST. GEODÉSICA	VIA PAV. S/MED. PAV.	DRENO/VALA	ARVORE ISOLADA
EST. GEODÉSICA	VIA PAV. S/MED. PAV.	DRENO/VALA	ARVORE ISOLADA
EST. GEODÉSICA	VIA PAV. S/MED. PAV.	DRENO/VALA	ARVORE ISOLADA
EST. GEODÉSICA	VIA PAV. S/MED. PAV.	DRENO/VALA	ARVORE ISOLADA
EST. GEODÉSICA	VIA PAV. S/MED. PAV.	DRENO/VALA	ARVORE ISOLADA
EST. GEODÉSICA	VIA PAV. S/MED. PAV.	DRENO/VALA	ARVORE ISOLADA
EST. GEODÉSICA	VIA PAV. S/MED. PAV.	DRENO/VALA	ARVORE ISOLADA
EST. GEODÉSICA	VIA PAV. S/MED. PAV.	DRENO/VALA	ARVORE ISOLADA
EST. GEODÉSICA	VIA PAV. S/MED. PAV.	DRENO/VALA	ARVORE ISOLADA
EST. GEODÉSICA	VIA PAV. S/MED. PAV.	DRENO/VALA	ARVORE ISOLADA
EST. GEODÉSICA	VIA PAV. S/MED. PAV.	DRENO/VALA	ARVORE ISOLADA
EST. GEODÉSICA	VIA PAV. S/MED. PAV.	DRENO/VALA	ARVORE ISOLADA
EST. GEODÉSICA	VIA PAV. S/MED. PAV.	DRENO/VALA	ARVORE ISOLADA
EST. GEODÉSICA	VIA PAV. S/MED. PAV.	DRENO/VALA	ARVORE ISOLADA
EST. GEODÉSICA	VIA PAV. S/MED. PAV.	DRENO/VALA	