






Monthly Report - Monthly forecasts

Total Federal Tax Revenue										BRL million
	April/2026			May/2026			June/2026			
	current month	previous month	var	current month	previous month	var	current month	previous month	var	
median	270.973,56	268.105,50	▲	247.070,81	246.963,43	▲	246.848,14	244.491,50	▲	
mean	269.882,69	267.294,80	▲	247.929,18	246.071,84	▲	246.206,17	244.017,58	▲	
standard deviation	19.985,72	6.881,00	▲	6.861,01	8.060,83	▼	11.290,54	10.232,93	▲	
minimum	163.415,00	248.000,00	▼	230.106,00	229.620,00	▲	222.196,00	222.196,00	▬	
maximum	324.850,00	284.524,00	▲	266.159,00	272.000,00	▼	266.591,06	264.000,00	▲	


Central Government Net Revenue										BRL million
	April/2026			May/2026			June/2026			
	current month	previous month	var	current month	previous month	var	current month	previous month	var	
median	230.057,60	228.473,94	▲	192.479,20	192.091,00	▲	187.751,16	185.476,07	▲	
mean	230.399,03	227.183,88	▲	193.455,75	191.338,56	▲	189.984,09	188.536,32	▲	
standard deviation	10.389,93	5.943,27	▲	5.988,34	6.366,50	▼	8.642,16	8.989,73	▼	
minimum	201.544,00	208.410,00	▼	178.601,20	171.868,00	▲	179.534,00	178.610,00	▲	
maximum	259.880,00	241.565,00	▲	207.994,00	205.119,00	▲	215.500,00	215.500,00	▬	

Central Government Total Expenditure										BRL million
	April/2026			May/2026			June/2026			
	current month	previous month	var	current month	previous month	var	current month	previous month	var	
median	211.281,54	210.287,40	▲	240.441,70	240.180,00	▲	234.338,01	234.401,49	▼	
mean	211.561,62	209.161,58	▲	239.101,88	239.961,06	▼	235.383,12	236.176,13	▼	
standard deviation	6.818,37	6.343,41	▲	14.613,44	15.308,92	▼	14.322,22	14.805,32	▼	
minimum	186.000,00	186.000,00	▬	200.952,40	200.786,00	▲	196.000,00	206.073,00	▼	
maximum	230.000,00	224.759,00	▲	270.587,00	280.643,36	▼	284.048,00	284.048,00	▬	


Central Government Primary Balance										BRL million
	April/2026			May/2026			June/2026			
	current month	previous month	var	current month	previous month	var	current month	previous month	var	
median	17.791,22	17.007,26	▲	-48.333,95	-49.000,00	▲	-50.000,00	-50.074,50	▲	
mean	18.606,37	17.502,82	▲	-47.857,42	-47.278,33	▼	-46.927,05	-48.122,72	▲	
standard deviation	10.986,04	7.579,15	▲	12.967,95	18.277,71	▼	16.955,62	19.803,72	▼	
minimum	-14.469,00	-7.213,00	▼	-77.504,00	-84.592,05	▲	-98.936,00	-98.936,00	▬	
maximum	47.770,00	37.610,86	▲	-13.691,90	4.397,85	▼	6.122,38	6.050,86	▲	

Central Government Fiscal Balance										BRL million
	April/2026			May/2026			June/2026			
	current month	previous month	var	current month	previous month	var	current month	previous month	var	
median	-61.951,62	-63.090,83	▲	-128.545,56	-129.737,95	▲	-122.189,77	-122.190,00	▲	
mean	-63.950,48	-65.657,71	▲	-126.183,34	-129.319,81	▲	-123.304,60	-121.474,51	▼	
standard deviation	13.040,24	16.046,91	▼	21.568,86	17.066,08	▲	35.280,28	29.684,71	▲	
minimum	-100.251,00	-109.865,40	▲	-169.751,00	-169.751,00	▬	-206.322,85	-177.629,00	▼	
maximum	-37.475,50	-31.125,20	▼	-71.160,00	-91.147,00	▲	-20.947,05	-20.947,05	▬	

Monthly Report - Monthly forecasts

INPC										% MoM
	April/2026			May/2026			June/2026			
	current month	previous month	var	current month	previous month	var	current month	previous month	var	
median	0,52	0,39	▲	0,37	0,30	▲	0,28	0,25	▲	
mean	0,52	0,39	▲	0,35	0,30	▲	0,29	0,26	▲	
standard deviation	0,13	0,08	▲	0,10	0,06	▲	0,11	0,08	▲	
minimum	0,25	0,20	▲	0,11	0,15	▼	0,04	0,08	▼	
maximum	0,75	0,51	▲	0,53	0,42	▲	0,50	0,43	▲	

Employed Population										thousand
	April/2026			May/2026			June/2026			
	current month	previous month	var	current month	previous month	var	current month	previous month	var	
median	102.481,06	102.475,12	▲	102.934,00	102.934,00	▬	103.257,50	103.327,00	▼	
mean	102.395,64	102.440,67	▼	102.859,99	102.907,80	▼	103.185,13	103.133,19	▲	
standard deviation	767,54	905,81	▼	1.031,42	1.068,68	▼	827,87	1.025,63	▼	
minimum	100.203,00	100.203,00	▬	100.041,00	100.041,00	▬	101.449,80	100.046,00	▲	
maximum	103.746,40	104.360,00	▼	105.669,10	105.200,00	▲	105.600,00	105.000,00	▲	

Unemployment Rate										% of labor force
	April/2026			May/2026			June/2026			
	current month	previous month	var	current month	previous month	var	current month	previous month	var	
median	5,90	5,90	▬	5,70	5,70	▬	5,60	5,60	▬	
mean	5,92	5,89	▲	5,76	5,80	▼	5,66	5,71	▼	
standard deviation	0,26	0,33	▼	0,33	0,37	▼	0,35	0,40	▼	
minimum	5,30	5,00	▲	5,00	5,00	▬	5,00	5,00	▬	
maximum	6,70	6,70	▬	6,51	6,51	▬	6,47	6,47	▬	

Mean of Podium Forecasts - Short Run

Total Federal Tax Revenue									BRL million
April/2026			May/2026			June/2026			
current month	previous month	var	current month	previous month	var	current month	previous month	var	
272.434,86	266.729,72	▲	250.273,00	244.690,02	▲	247.505,18	243.343,25	▲	
1º	CAIXA								
2º	CAPSTONE								
3º	MAG INVESTIMENTOS								
4º	BUYSIDEBRAZIL								
5º	JGP GESTÃO DE RECURSOS								

Central Government Net Revenue									BRL million
April/2026			May/2026			June/2026			
current month	previous month	var	current month	previous month	var	current month	previous month	var	
229.023,00	228.434,56	▲	196.852,63	195.835,79	▲	188.337,26	184.421,99	▲	
1º	FEDERACAO DAS INDUSTRIAS DO ESTADO DE MINAS GERAIS - FIEMG								
2º	CAIXA								
3º	SICREDI ASSET MANAGEMENT								
4º	BANCO SAFRA								
5º	BANCO VOTORANTIM								

Central Government Total Expenditure									BRL million
April/2026			May/2026			June/2026			
current month	previous month	var	current month	previous month	var	current month	previous month	var	
211.529,81	207.150,36	▲	233.820,98	239.213,40	▼	229.367,33	236.528,21	▼	
1º	4INTELLIGENCE 4I								
2º	PREVI								
3º	BANCO VOTORANTIM								
4º	PETROS								
5º	CONFEDERAÇÃO NACIONAL DA INDÚSTRIA								

Central Government Primary Balance									BRL million
April/2026			May/2026			June/2026			
current month	previous month	var	current month	previous month	var	current month	previous month	var	
21.098,63	19.001,81	▲	-54.918,13	-66.942,56	▲	-58.447,82	-71.882,19	▲	
1º	BANCO VOTORANTIM								
2º	CAPSTONE								
3º	BANCO SAFRA								
4º	CITRINO GESTÃO								
5º	JGP GESTÃO DE RECURSOS								

Mean of Podium Forecasts - Short Run

Central Government Fiscal Balance									BRL million
April/2026			May/2026			June/2026			
current month	previous month	var	current month	previous month	var	current month	previous month	var	
-69.165,82	-70.734,45	▲	-135.509,07	-135.347,11	▼	-125.214,29	-124.311,35	▼	
1º	CITRINO GESTÃO								
2º	WARREN INVESTIMENTOS								
3º	BUYSIDEBRAZIL								
4º	MAPFRE INVESTIMENTOS								
5º	BANCO VOTORANTIM								

INPC									% MoM
April/2026			May/2026			June/2026			
current month	previous month	var	current month	previous month	var	current month	previous month	var	
0,55	0,39	▲	0,32	0,31	▲	0,24	0,25	▼	
1º	BANCO SAFRA								
2º	CAPSTONE								
3º	BANCO SANTANDER BRASIL								
4º	CITRINO GESTÃO								
5º	BANCO PINE								


Employed Population									thousand
April/2026			May/2026			June/2026			
current month	previous month	var	current month	previous month	var	current month	previous month	var	
102.102,81	102.123,23	▼	102.299,11	102.395,13	▼	102.564,81	102.651,76	▼	
1º	BANCO PINE								
2º	CAIXA								
3º	PETROS								
4º	CAIXA ASSET								
5º	BANCO VOTORANTIM								

Unemployment Rate									% of labor force
April/2026			May/2026			June/2026			
current month	previous month	var	current month	previous month	var	current month	previous month	var	
5,83	5,87	▼	5,57	5,63	▼	5,43	5,52	▼	
1º	MCM CONSULTORES ASSOCIADOS								
2º	CAIXA ASSET								
3º	PETROS								
4º	4INTELLIGENCE 4I								
5º	BANCO PINE								

Monthly Report - Annual forecasts

Total Federal Tax Revenue							BRL million
	2026			2027			
	current month	previous month	var	current month	previous month	var	
median	3.120.546,50	3.101.888,00	▲	3.300.000,00	3.280.964,00	▲	
mean	3.129.790,13	3.102.042,20	▲	3.266.398,47	3.267.997,08	▼	
standard deviation	87.966,80	52.362,96	▲	221.768,47	218.621,63	▲	
minimum	2.879.978,00	2.879.978,00	=	2.067.201,33	2.067.201,33	=	
maximum	3.481.018,00	3.181.916,48	▲	3.606.599,51	3.590.187,72	▲	

Central Government Net Revenue							BRL million
	2026			2027			
	current month	previous month	var	current month	previous month	var	
median	2.536.750,77	2.520.000,00	▲	2.681.813,00	2.676.745,50	▲	
mean	2.535.833,04	2.520.778,76	▲	2.676.260,62	2.665.445,06	▲	
standard deviation	40.583,04	29.699,52	▲	88.465,38	80.820,38	▲	
minimum	2.452.950,04	2.429.840,00	▲	2.428.755,00	2.428.755,00	=	
maximum	2.628.503,10	2.571.782,22	▲	2.935.032,46	2.832.066,71	▲	

Central Government Total Expenditure							BRL million
	2026			2027			
	current month	previous month	var	current month	previous month	var	
median	2.596.687,62	2.587.717,00	▲	2.732.618,00	2.731.565,00	▲	
mean	2.593.110,07	2.585.170,68	▲	2.718.916,30	2.720.296,11	▼	
standard deviation	26.645,71	25.549,83	▲	76.113,69	76.691,86	▼	
minimum	2.523.317,65	2.515.159,23	▲	2.515.349,00	2.515.349,00	=	
maximum	2.651.656,00	2.651.656,00	=	2.850.143,00	2.850.143,00	=	

Central Government Primary Balance							BRL million
	2026			2027			
	current month	previous month	var	current month	previous month	var	
median	-59.019,05	-65.958,90	▲	-50.359,00	-56.211,98	▲	
mean	-58.791,60	-66.556,86	▲	-48.313,43	-55.916,71	▲	
standard deviation	26.022,30	22.141,27	▲	39.916,06	42.200,41	▼	
minimum	-138.836,06	-138.836,06	=	-166.035,11	-169.535,00	▲	
maximum	24.518,60	5.692,00	▲	41.254,50	41.254,50	=	

Central Government Fiscal Balance							BRL million
	2026			2027			
	current month	previous month	var	current month	previous month	var	
median	-1.016.361,43	-1.038.661,00	▲	-1.036.377,00	-1.036.377,00	=	
mean	-1.018.656,50	-1.057.781,74	▲	-999.224,29	-1.042.692,61	▲	
standard deviation	239.349,22	116.046,89	▲	294.045,16	197.915,17	▲	
minimum	-1.533.471,95	-1.383.806,89	▼	-1.569.033,00	-1.569.033,00	=	
maximum	85,00	-860.000,00	▲	87,50	-380.332,85	▲	

Monthly Report - Annual forecasts

General Government Gross Debt							% of GDP
	2026			2027			
	current month	previous month	var	current month	previous month	var	
median	83,28	83,41	▼	86,60	86,75	▼	
mean	83,21	83,33	▼	86,30	86,47	▼	
standard deviation	1,15	1,13	▲	1,84	1,72	▲	
minimum	80,81	79,90	▲	83,00	82,60	▲	
maximum	86,60	86,60	=	90,50	90,27	▲	

GDP Deflator							% YoY
	2026			2027			
	current month	previous month	var	current month	previous month	var	
median	4,68	4,60	▲	4,50	4,50	=	
mean	4,72	4,74	▼	4,65	4,60	▲	
standard deviation	0,55	0,70	▼	0,65	0,70	▼	
minimum	3,79	3,79	=	3,50	3,50	=	
maximum	6,09	7,00	▼	6,40	6,40	=	

Nominal GDP							BRL million
	2026			2027			
	current month	previous month	var	current month	previous month	var	
median	13.500.000,00	13.483.855,50	▲	14.387.923,00	14.364.288,80	▲	
mean	13.473.811,48	13.456.095,68	▲	14.352.554,37	14.332.055,10	▲	
standard deviation	244.625,37	203.354,30	▲	277.771,27	233.841,99	▲	
minimum	12.437.594,84	12.437.594,84	=	13.609.160,74	13.666.172,64	▼	
maximum	13.782.851,74	13.683.727,00	▲	14.929.025,00	14.929.025,00	=	

INPC							% YoY
	2026			2027			
	current month	previous month	var	current month	previous month	var	
median	4,40	3,97	▲	4,00	3,90	▲	
mean	4,36	3,96	▲	3,94	3,84	▲	
standard deviation	0,37	0,21	▲	0,38	0,34	▲	
minimum	3,65	3,58	▲	3,20	3,20	=	
maximum	5,02	4,46	▲	5,00	4,52	▲	

Mean of Podium Forecasts - Long Run

Total Federal Tax Revenue						BRL million
current month	2026		var	current month	2027	
	previous month				previous month	var
3.152.667,94	3.120.614,04		▲	3.357.852,50	3.371.662,38	▼
1º	CAPSTONE					
2º	BANCO VOTORANTIM					
3º	CAIXA					
4º	MAPFRE INVESTIMENTOS					
5º	BWGI					

Central Government Net Revenue						BRL million
current month	2026		var	current month	2027	
	previous month				previous month	var
2.562.935,89	2.540.378,78		▲	2.712.415,13	2.701.805,98	▲
1º	BANCO VOTORANTIM					
2º	BWGI					
3º	CAIXA					
4º	BANCO BMG					
5º	TENDÊNCIAS CONSULTORIA INTEGRADA					

Central Government Total Expenditure						BRL million
current month	2026		var	current month	2027	
	previous month				previous month	var
2.610.849,82	2.593.217,57		▲	2.771.854,64	2.773.876,84	▼
1º	UBS BRASIL					
2º	BWGI					
3º	CAPSTONE					
4º	GENOA CAPITAL					
5º	CAIXA ASSET					

Central Government Primary Balance						BRL million
current month	2026		var	current month	2027	
	previous month				previous month	var
-57.219,40	-55.589,17		▼	-47.392,96	-49.810,80	▲
1º	BANCO BMG					
2º	CAIXA					
3º	BANCO BRADESCO					
4º	BANCO VOTORANTIM					
5º	4INTELLIGENCE 4I					

Mean of Podium Forecasts - Long Run

Central Government Fiscal Balance						BRL million
current month	2026		var	current month	2027	
	previous month				previous month	var
-1.110.935,71	-1.106.058,93		▼	-1.109.000,44	-1.078.858,05	▼
1º	MONEYUS					
2º	CAPSTONE					
3º	4INTELLIGENCE 4I					
4º	LEVANTE CORP					
5º	BANCO SANTANDER BRASIL					

General Government Gross Debt						% of GDP
current month	2026		var	current month	2027	
	previous month				previous month	var
82,97	83,07		▼	86,45	86,68	▼
1º	CITRINO GESTÃO					
2º	CM CAPITAL MARKETS CORRETORA					
3º	BANCO INTER					
4º	BRADESCO ASSET MANAGEMENT					
5º	CAIXA					

GDP Deflator						% YoY
current month	2026		var	current month	2027	
	previous month				previous month	var
			=			=

Nominal GDP						BRL million
current month	2026		var	current month	2027	
	previous month				previous month	var
			=			=

Mean of Podium Forecasts - Long Run

INPC						% YoY	
		2026			2027		
current month	previous month	var	current month	previous month	var		
4,30	3,94	▲	3,79	3,69	▲		
1º	LEVANTE CORP						
2º	BANCO INTER						
3º	BANCO BMG						
4º	FUNCEF						
5º	PETROS						