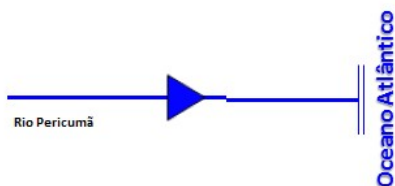
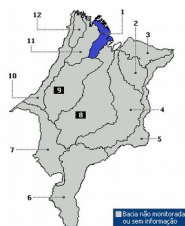
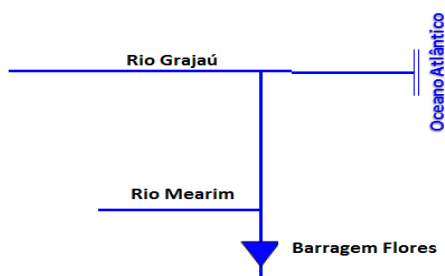
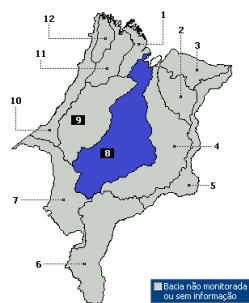


### Bacia do Rio Pericumã



Açude	Município	Capacidade (m3)	%	Volume Atual (m3)	Data
Pericumã	Pinheiro	63.000.000	63,49	40.000.000	18/04/2018

### Bacia do Rio Mearim



Açude	Município	Capacidade (m3)	%	Volume Atual (m3)	Data
Flores	Joselândia	1.014.000.000	73,76	748.000.000	10/05/2018