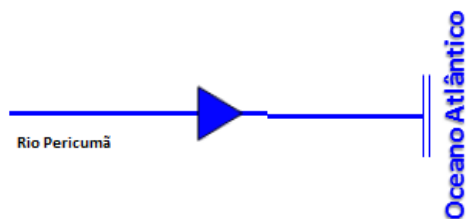
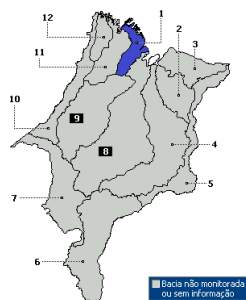
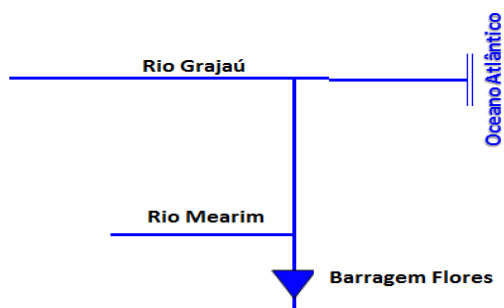
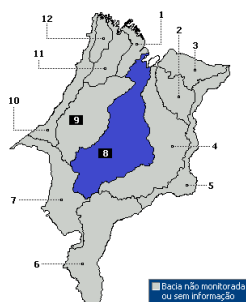


### Bacia do Rio Pericumã



Açude	Município	Capacidade (m3)	%	Volume Atual (m3)	Data
Pericumã	Pinheiro	63.000.000			

### Bacia do Rio Mearim



Açude	Município	Capacidade (m3)	%	Volume Atual (m3)	Data
Flores	Joselândia	1.014.000.000	69,03	700.000.000	07/06/2017