

In 2017, it is celebrated the 16th anniversary of the modern regulation of the Brazilian drug market. The model that emerged in 2001 was based on internationally recognized medicines price regulation methodologies and came in response to the widespread increase in prices of these products as well as the population's low access to medicines in the 1990s.

An important achievement of the current model of regulation was the emergence of the Medicines Market Monitoring System, the official database of medicines under the price regulation regime. It is worth mentioning that this is the only official database that includes data on public laboratories.

Thanks to this system, it has been possible to analyze the monthly evolution of the Brazilian pharmaceutical market. The sector's most relevant data are presented below.

Brazilian Health Regulatory Agency - Anvisa  
SIA Trecho 5 - Área especial 57 - Lote 200  
CEP: 71205-050  
Brasília - DF

[www.anvisa.gov.br](http://www.anvisa.gov.br)  
[www.twitter.com/anvisa\\_oficial](https://www.twitter.com/anvisa_oficial)  
Customer service: 0800-642-9782  
[ouvidoria@anvisa.gov.br](mailto:ouvidoria@anvisa.gov.br)



## DIRECTORY YEARBOOK

### Pharmaceutical Market Statistics

# 2016



MINISTRY OF  
HEALTH



# Main Results of the Industrial Pharmaceutical Sector in 2016

## Growth in sales and units




It was the revenue generated by the industrial pharmaceutical sector

**US\$18.2 billion**

**4.5 billion**

Presentations sold



## National (private and public) laboratories growth

**214** companies operated in 2016

**8 national laboratories** among the 20 largest

Among the 8, **2 are public**

## Market overview

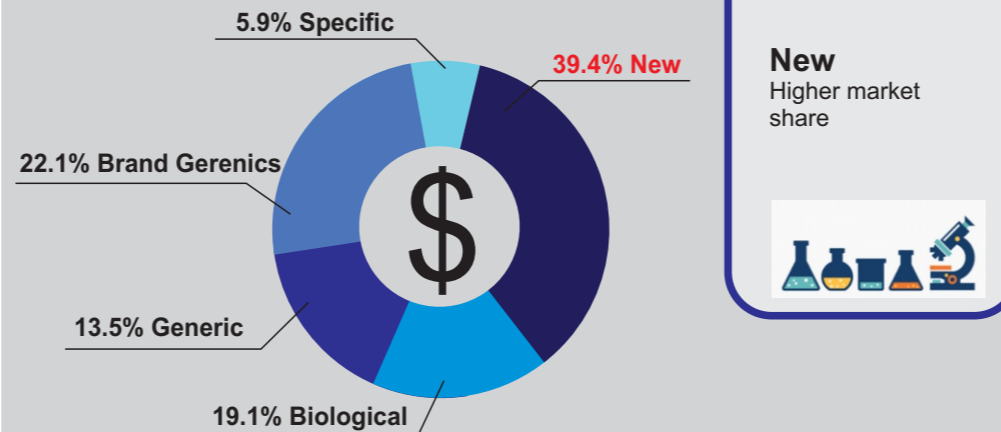
**459** therapeutic subclasses

**1,793** active principles and associations

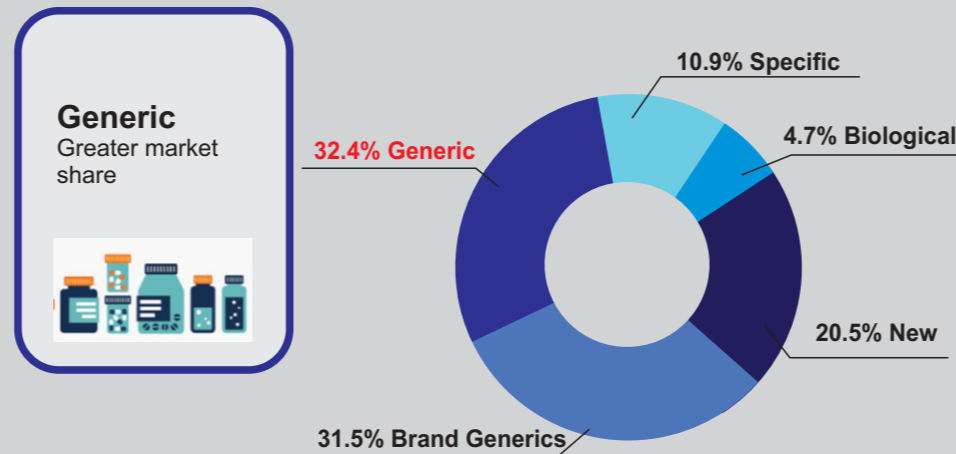
**12,798** products

## Distribution of the industrial market by type of medicine

### Revenues



### Amount



## Active principles with higher revenue rates

Rank	Active principle	Therapeutic indication
1 <sup>o</sup>	Trastuzumab	Breast cancer
2 <sup>o</sup>	Sofosbuvir	Hepatitis C
3 <sup>o</sup>	Influenza vaccine	Immunization against influenza

## Participation in total revenue by anatomical classification



Central Nervous System	<b>14.6%</b>
Antiinfectives in general	<b>14.0%</b>
Antineoplastic and immunomodulatory agents	<b>13.2%</b>
Cardiovascular system	<b>9.0%</b>
Respiratory system	<b>6.4%</b>

## Geographical distribution of the industrial market

