

10ª Reunião da Sala de Crise da Região Sul 2026

Condições Observadas e Prognóstico Climático DJF/2026-2027

Marcelo Schneider
Meteorologista do INMET

Porto Alegre, 24 de NOVEMBRO de 2026.

MINISTÉRIO DA CIÊNCIA, TECNOLOGIA E INOVAÇÃO

MINISTÉRIO DA AGRICULTURA E PECUÁRIA

20/11/2026 03h e 06hUTC

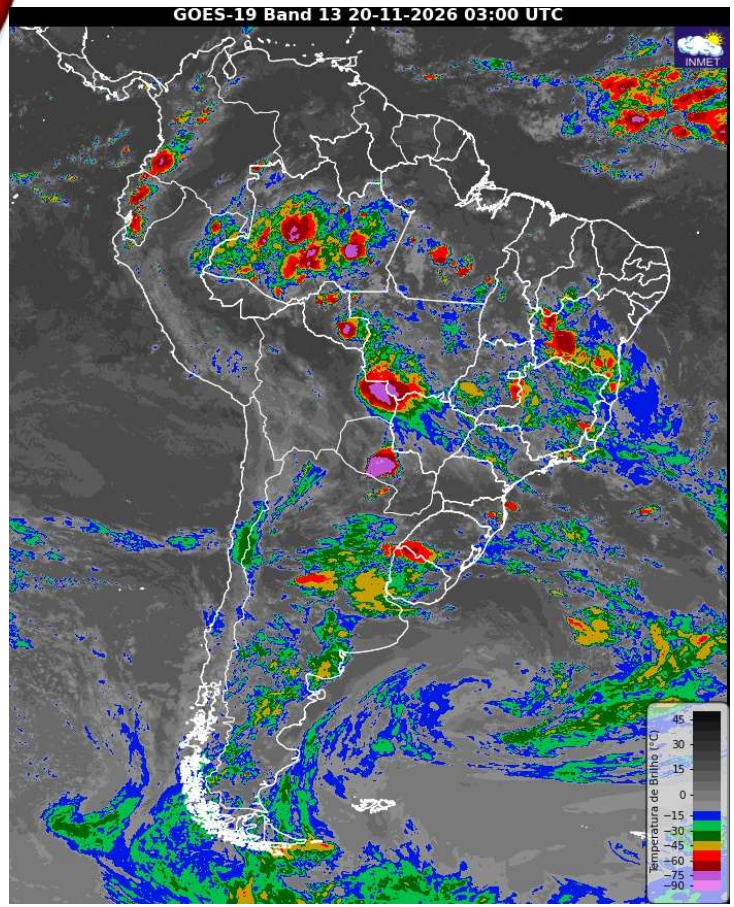

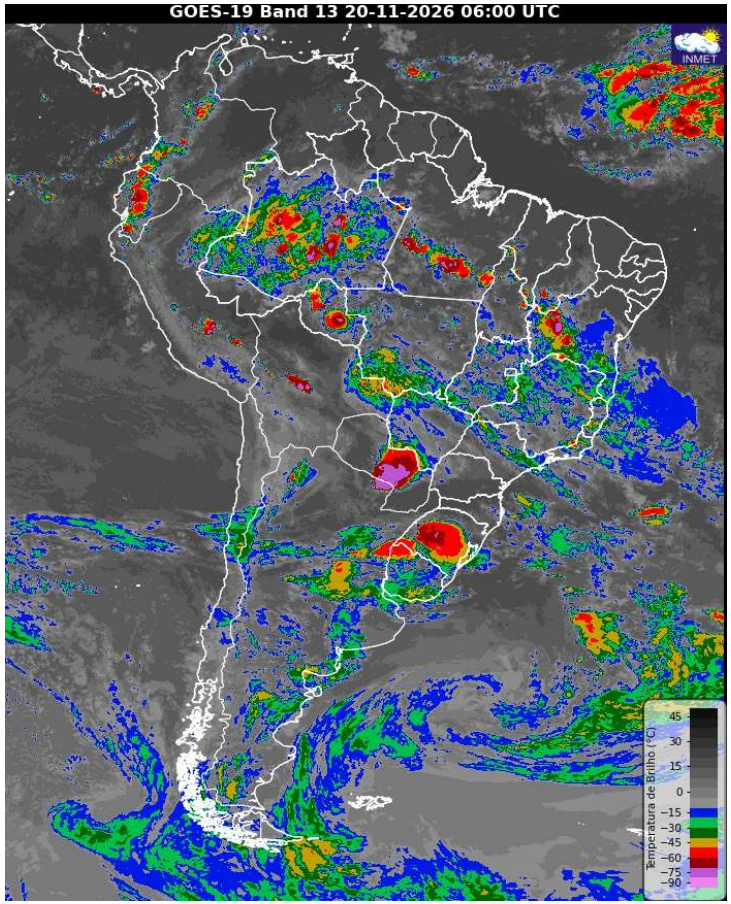

MINISTÉRIO DA CIÊNCIA, TECNOLOGIA E INOVAÇÃO

MINISTÉRIO DA AGRICULTURA E PECUÁRIA

GOVERNO FEDERAL
BRASIL
UNIÃO E RECONSTRUÇÃO

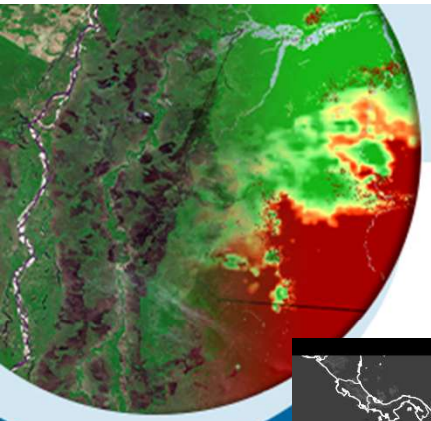

SATÉLITE IR GOES

TER 24/11 01h40 UTC

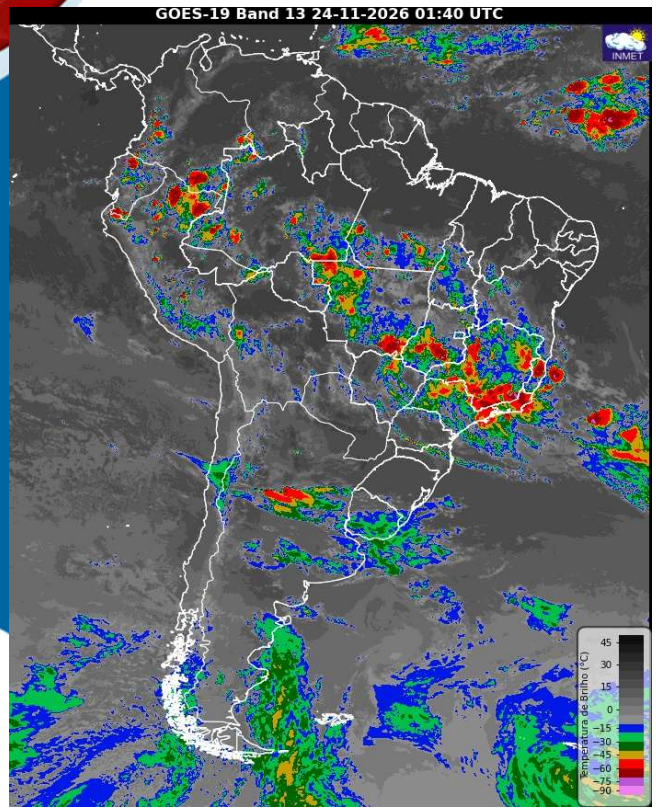

TER 24/11 06h40 UTC

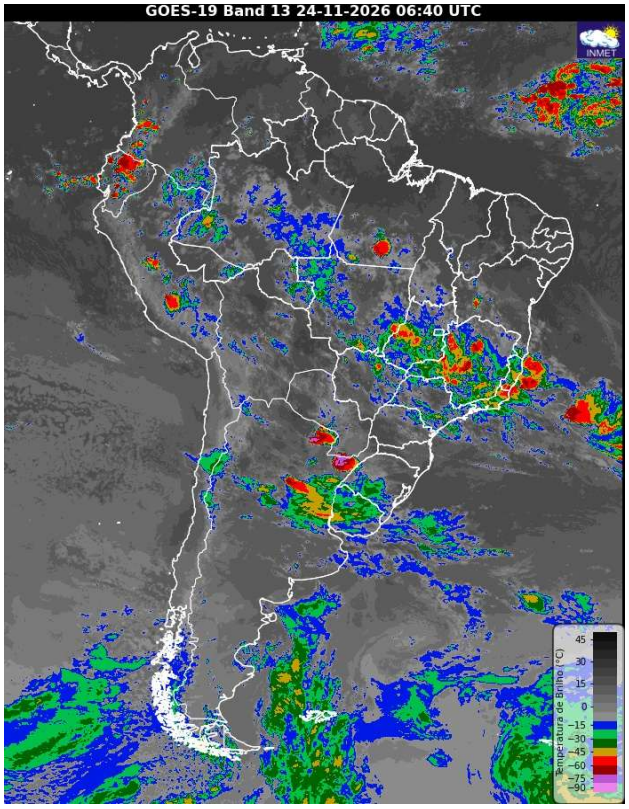

TER 24/11 11h40 UTC

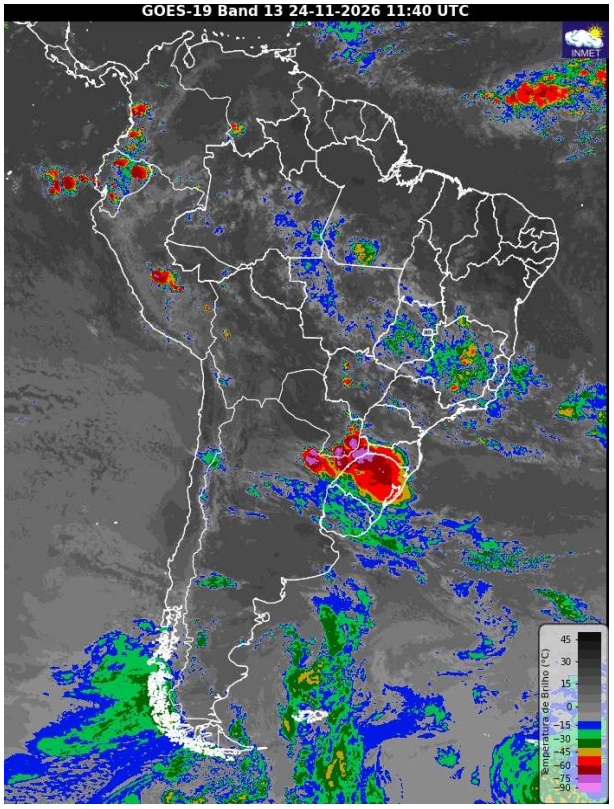

INMET

INPE

MINISTÉRIO DA CIÊNCIA, TECNOLOGIA E INOVAÇÃO

MINISTÉRIO DA AGRICULTURA E PECUÁRIA

GOVERNO FEDERAL

BRASIL

UNIÃO E RECONSTRUÇÃO

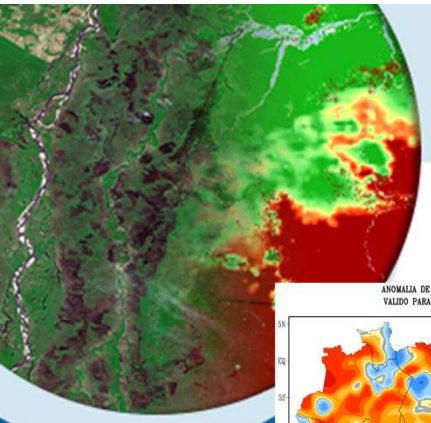

Anomalias de Precipitação e Temperatura Mensal Observadas
MAIO-OUTUBRO 2026

PRECIPITAÇÃO

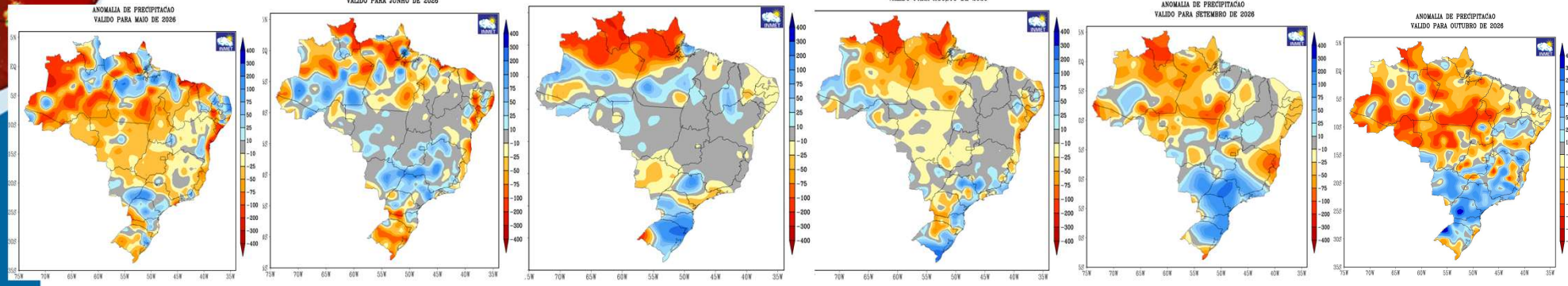

MAIO JUNHO JULHO AGOSTO SETEMBRO OUTUBRO

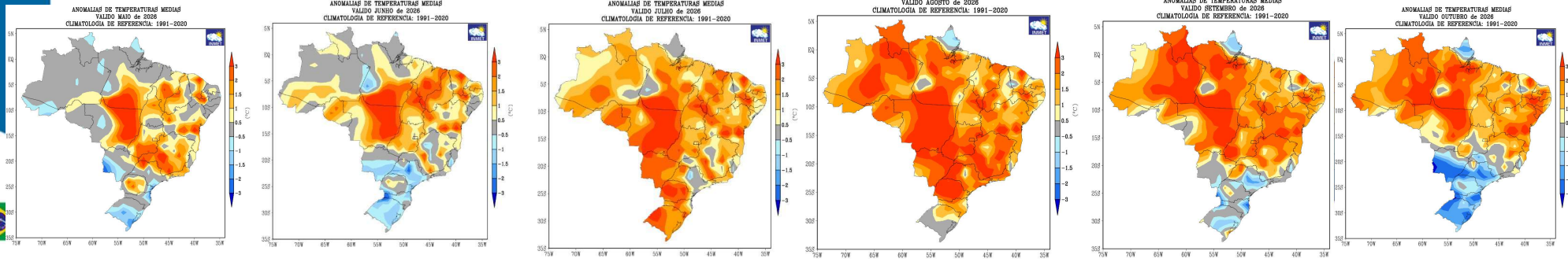

TEMPERATURA

MINISTÉRIO DA CIÊNCIA, TECNOLOGIA E INOVAÇÃO

MINISTÉRIO DA AGRICULTURA E PECUÁRIA

Anomalias de Precipitação Observadas nos Últimos 90 dias

AGO-SET-OUT

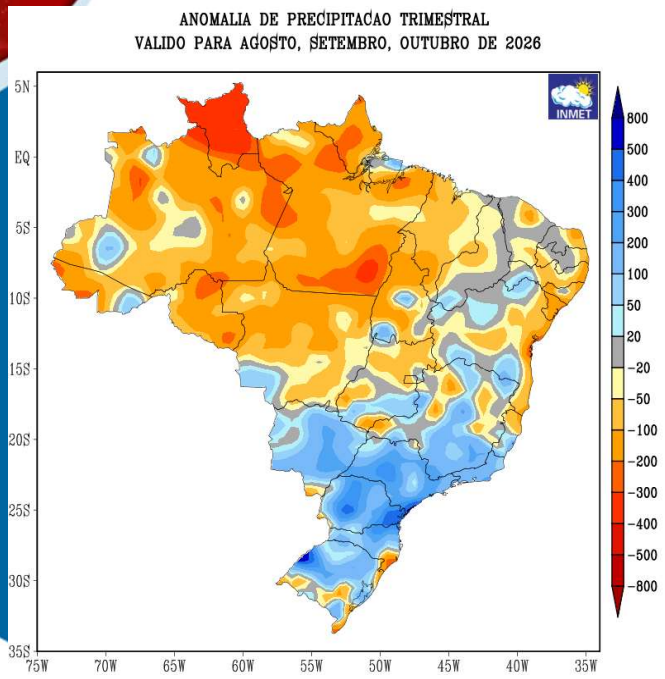

30d

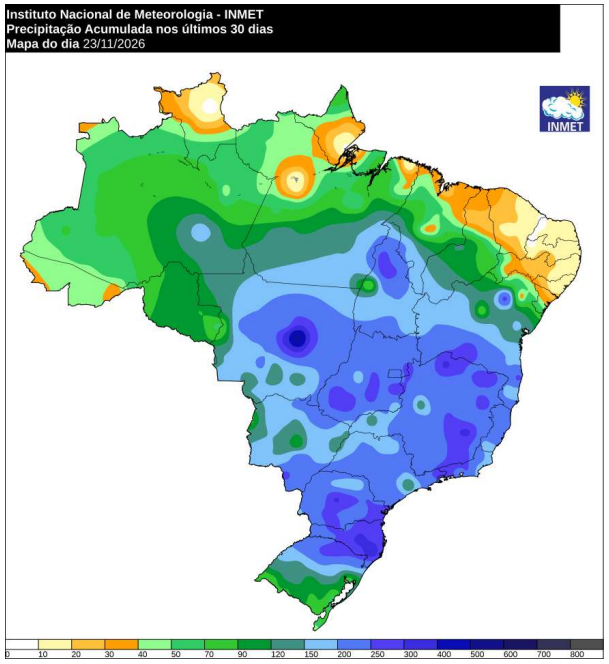

90d ATÉ 23/11

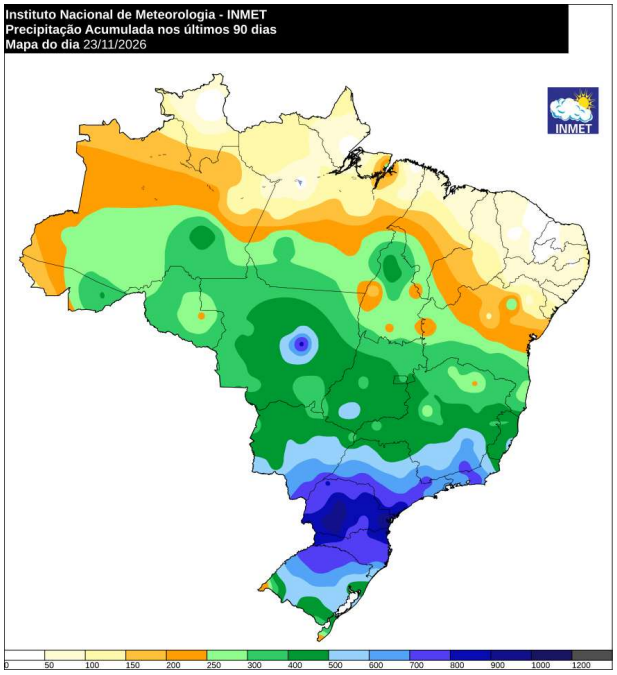

MINISTÉRIO DA CIÊNCIA, TECNOLOGIA E INOVAÇÃO

MINISTÉRIO DA AGRICULTURA E PECUÁRIA

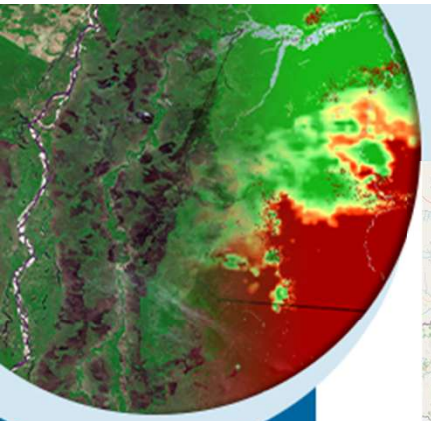

Chuvas 30 dias e nov 2026

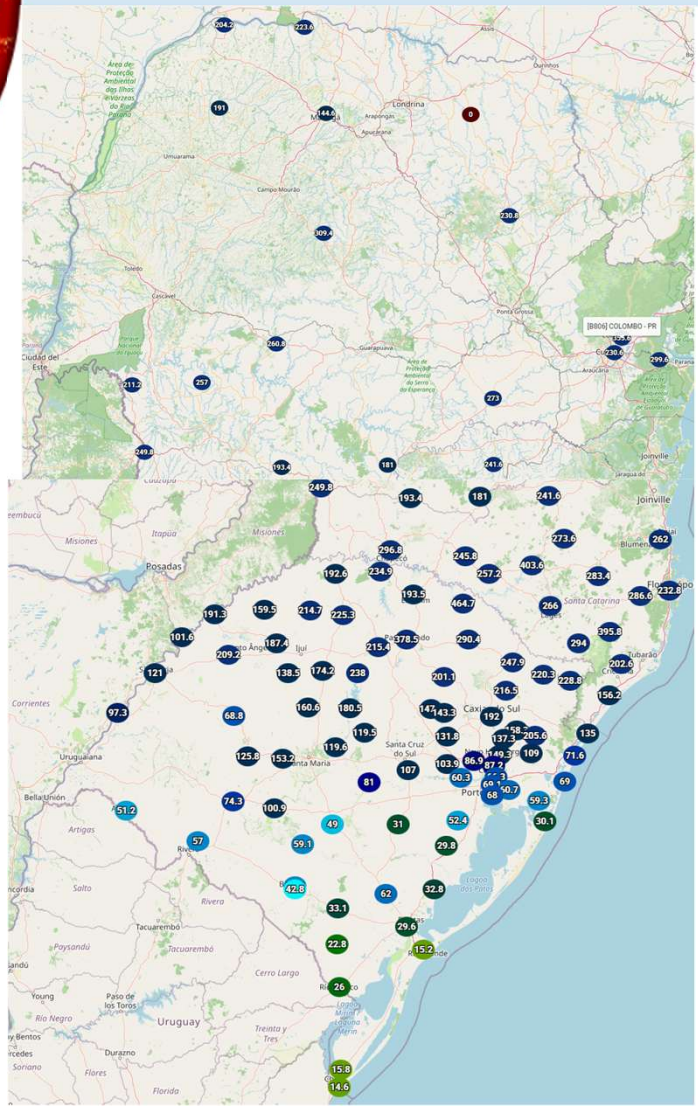

CÓDIGO	NOME DA ESTAÇÃO	UF	Total Mensal
B861	SÃO JOSÉ DO OURO	RS	430,6
A839	PASSO FUNDO	RS	364,3
A860	CURITIBANOS	SC	354,4
A845	BOM JARDIM DA SERRA - MORRO DA IGREJA	SC	339,6
A870	RANCHO QUEIMADO	SC	273,8
A863	ITUPORANGA	SC	258,4
B806	COLOMBO	PR	247,2
A815	SÃO JOAQUIM	SC	238
A868	ITAJAI	SC	237,6
A883	IBIRUBA	RS	236,4
A844	LAGOA VERMELHA	RS	231,4
A898	CAMPOS NOVOS	SC	228,6
A865	LAGES	SC	227,2
A806	FLORIANÓPOLIS	SC	223,4
A895	CHAPECO	SC	221,4
A880	VACARIA	RS	217,6

MINISTÉRIO DA CIÊNCIA, TECNOLOGIA E INOVAÇÃO

MINISTÉRIO DA AGRICULTURA E PECUÁRIA

GOVERNO FEDERAL BRASIL UNIÃO E RECONSTRUÇÃO

Previsão de precipitação acumulada para os próximos 7 dias (24/11 a 30/11)

COSMO 7Km

GFS

GFS ENSEMBLE

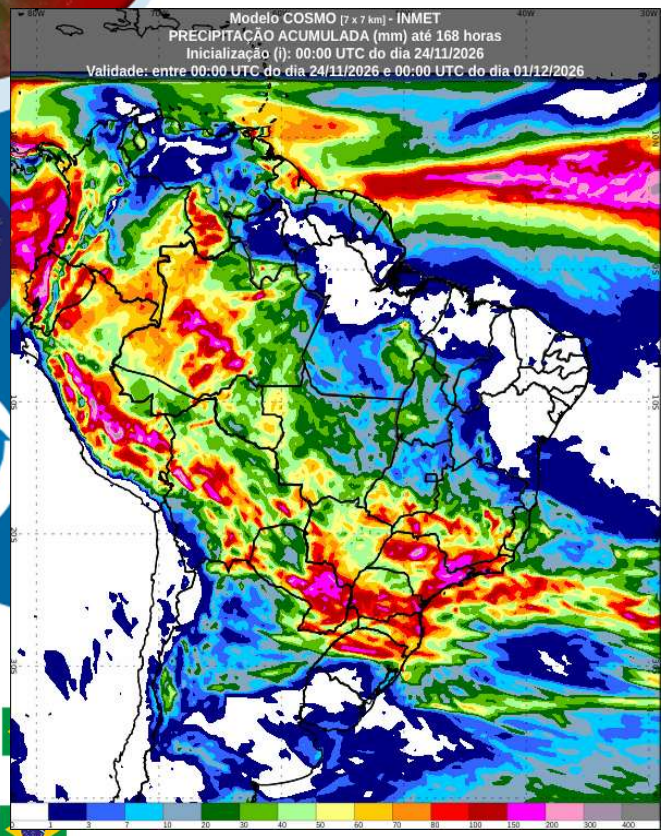

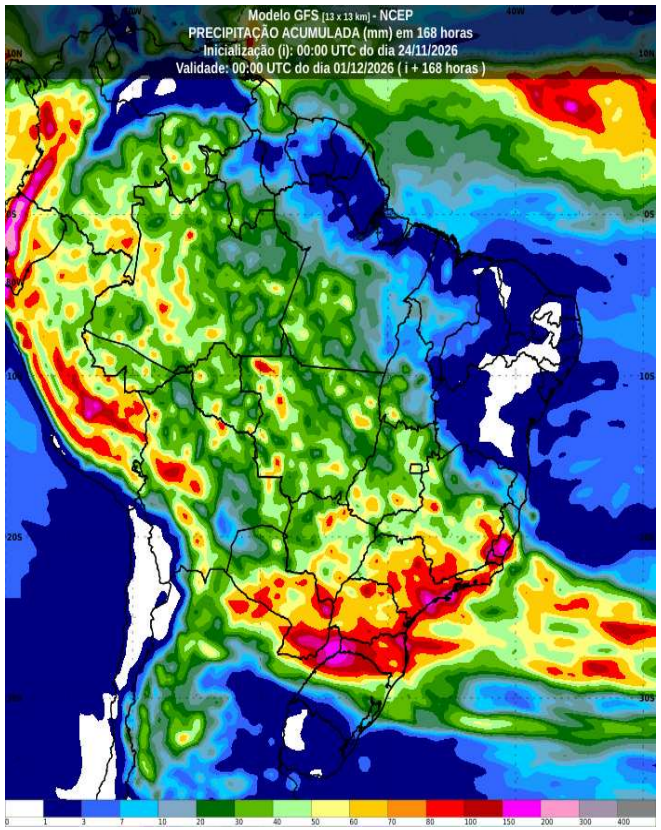

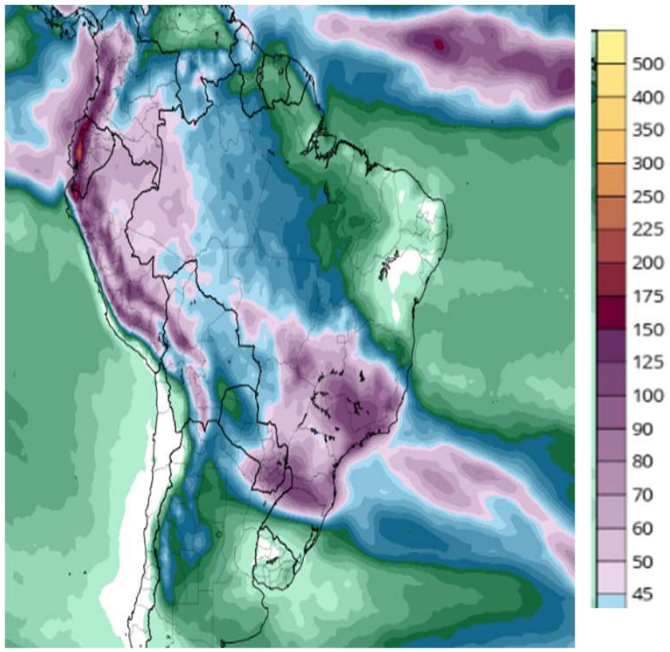

MINISTÉRIO DA CIÊNCIA, TECNOLOGIA E INOVAÇÃO

MINISTÉRIO DA AGRICULTURA E PECUÁRIA

GFS ENSEMBLE 15 DIAS até 09/12

RODADAS: 23/11 a 09/12

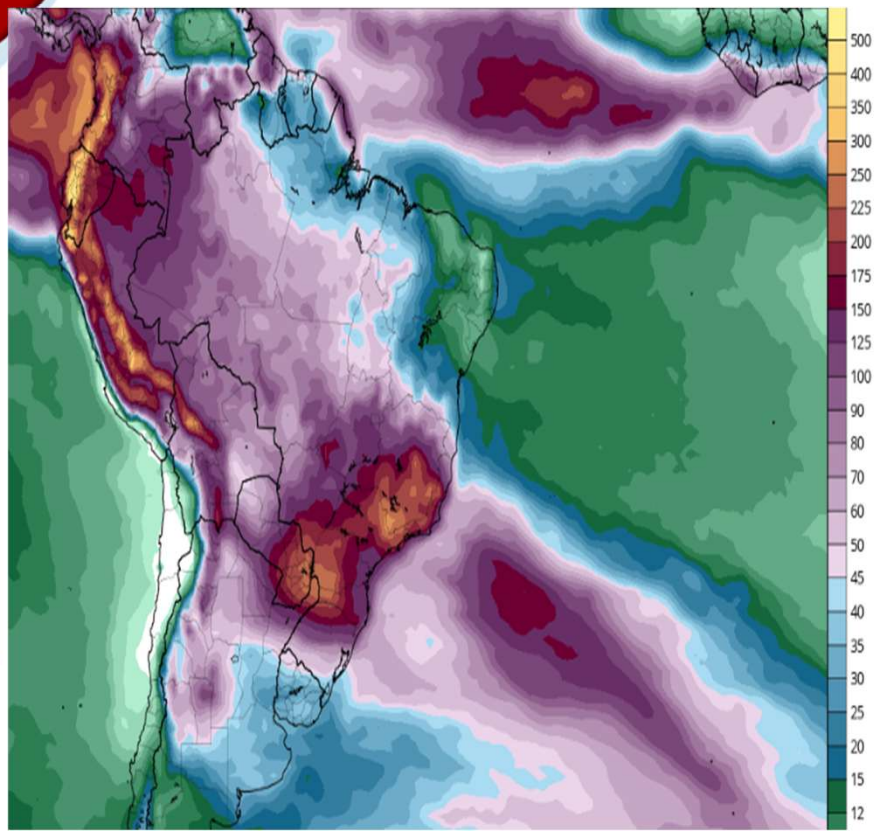

24/11 a 09/12

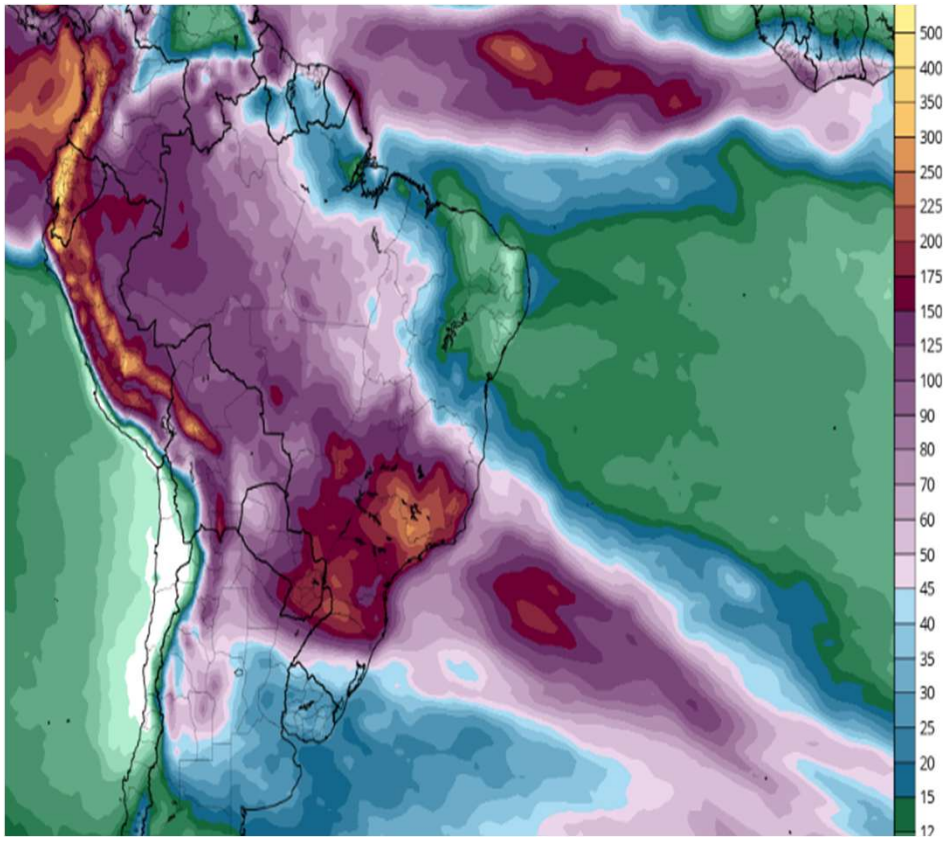

INMET

INPE

MINISTÉRIO DA CIÊNCIA, TECNOLOGIA E INOVAÇÃO

MINISTÉRIO DA AGRICULTURA E PECUÁRIA

GOVERNO FEDERAL BRASIL UNIÃO E RECONSTRUÇÃO

Modo Anular do Hemisfério Sul (AAO)

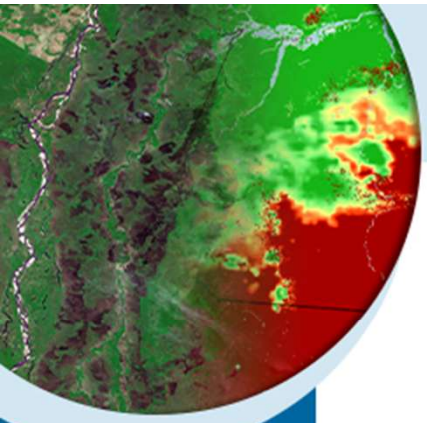

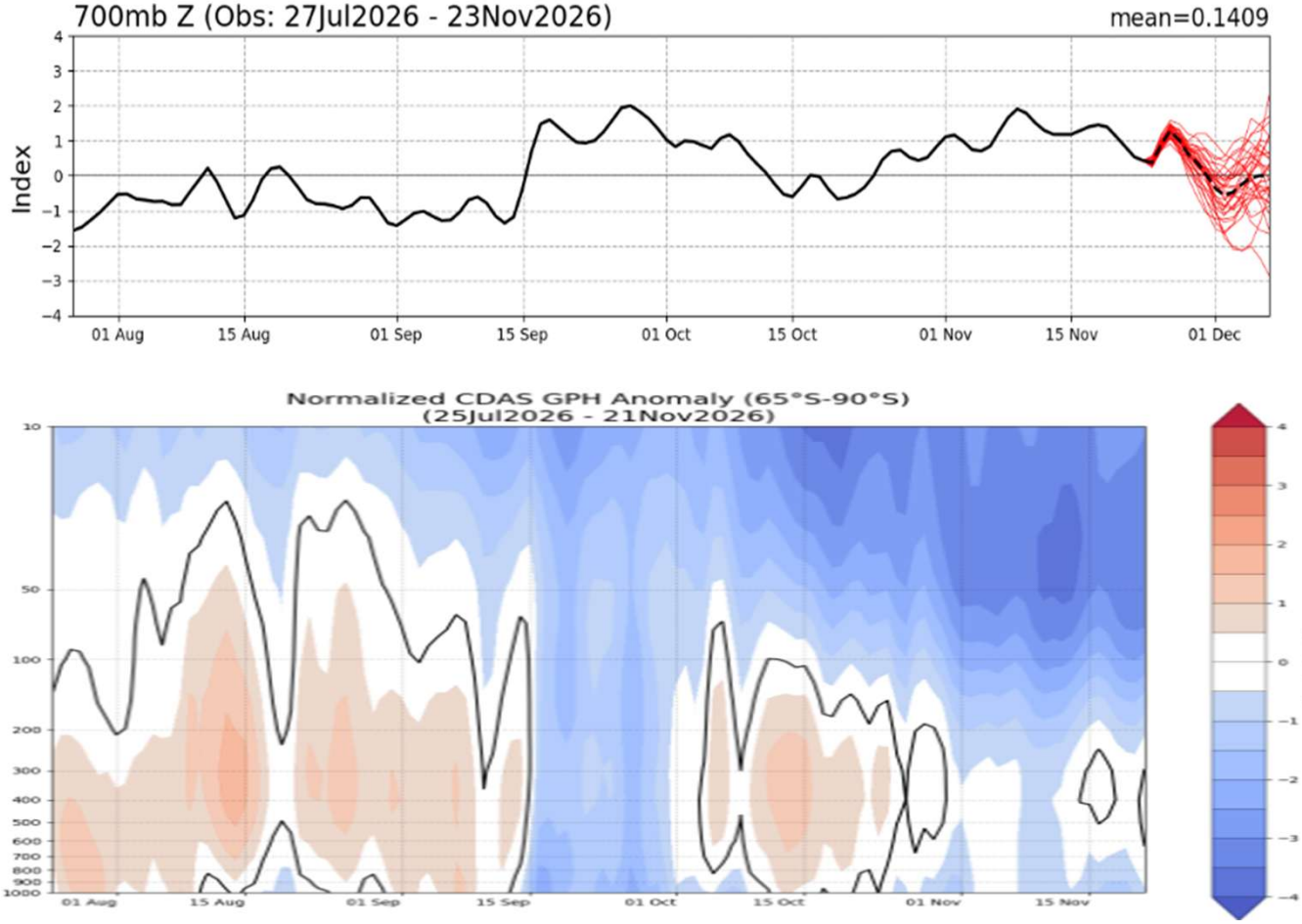

MINISTÉRIO DA CIÊNCIA, TECNOLOGIA E INOVAÇÃO

MINISTÉRIO DA AGRICULTURA E PECUÁRIA

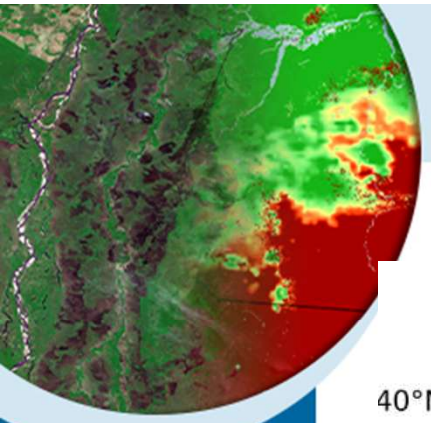

Temperatura da Superfície do Mar
01 a 15/11/2026

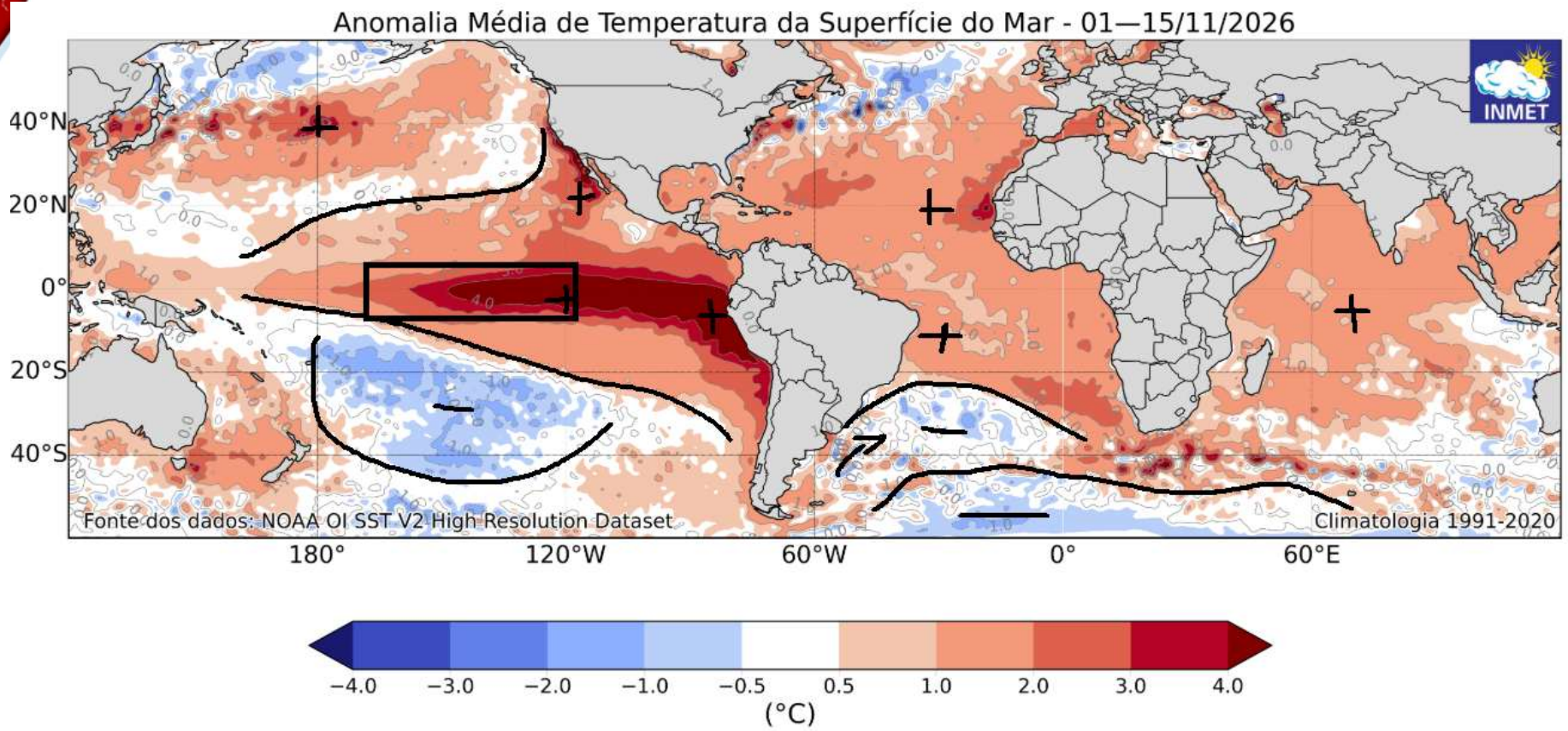

MINISTÉRIO DA CIÊNCIA, TECNOLOGIA E INOVAÇÃO

MINISTÉRIO DA AGRICULTURA E PECUÁRIA

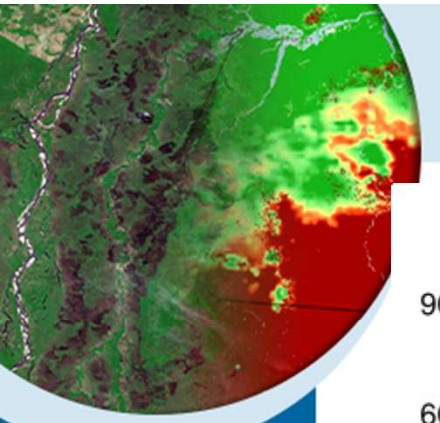

ANOMALIA DE ROLE-CONVECÇÃO

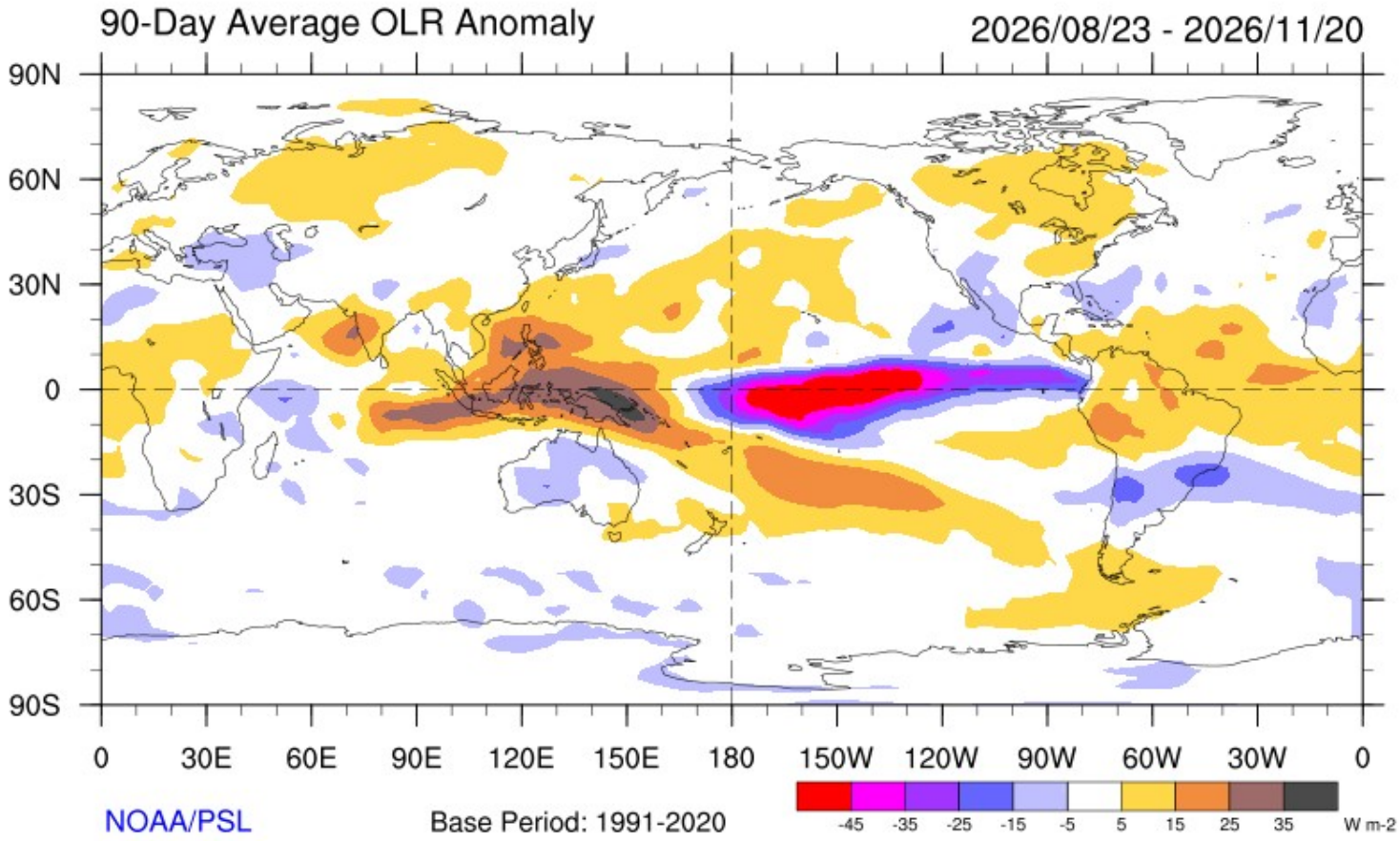

MINISTÉRIO DA CIÊNCIA, TECNOLOGIA E INOVAÇÃO

MINISTÉRIO DA AGRICULTURA E PECUÁRIA

GOVERNO FEDERAL BRASIL UNIÃO E RECONSTRUÇÃO

ANOMALIA DE ROLE-CONVECÇÃO

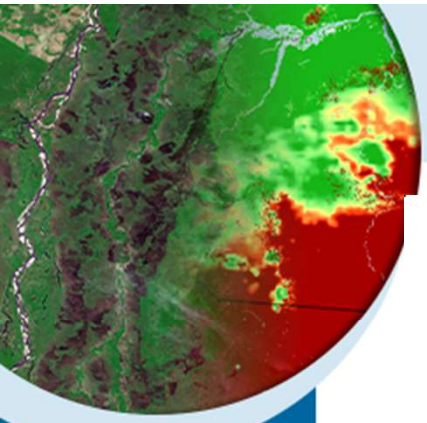

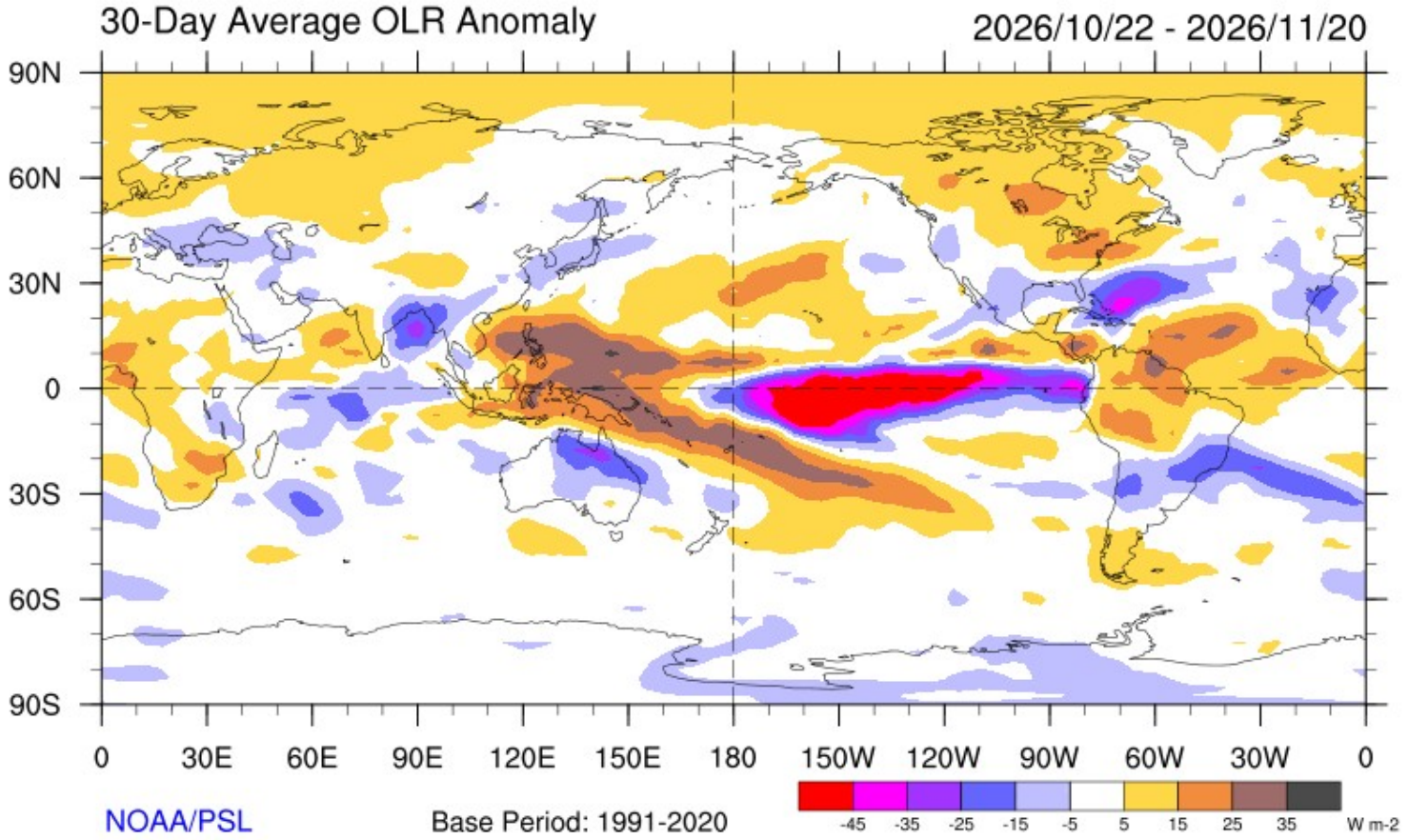

MINISTÉRIO DA CIÊNCIA, TECNOLOGIA E INOVAÇÃO

MINISTÉRIO DA AGRICULTURA E PECUÁRIA

GOVERNO FEDERAL BRASIL UNIÃO E RECONSTRUÇÃO

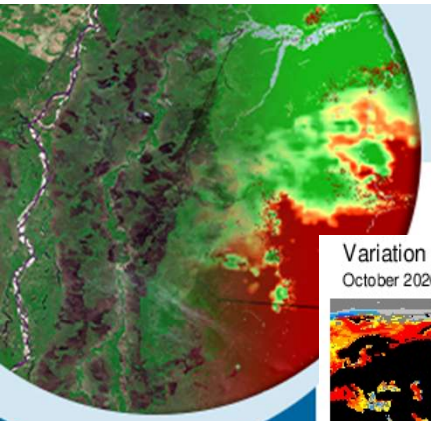

INMET

INPE

MINISTÉRIO DA CIÊNCIA, TECNOLOGIA E INOVAÇÃO

MINISTÉRIO DA AGRICULTURA E PECUÁRIA

GOVERNO FEDERAL

BRASIL

UNIÃO E RECONSTRUÇÃO

Variation of Sea-surface Temperature from Average

October 2026 (using 1971-2000 climatology)

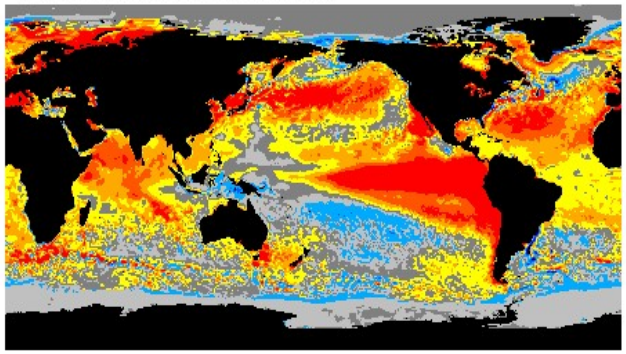

Variation of Sea-surface Temperature from Average

October 2023 (using 1971-2000 climatology)

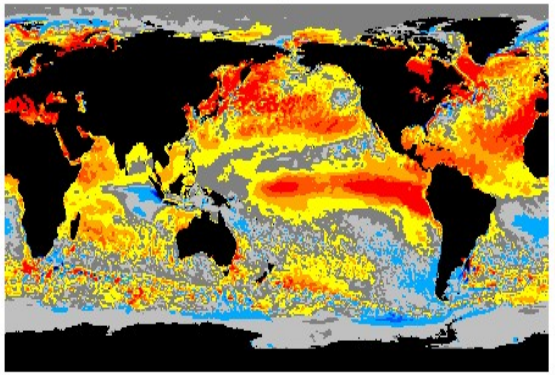

www.LongPaddock.qld.gov.au

Variation of Sea-surface Temperature from Average

October 2015 (using 1971-2000 1971-2000 climatology)

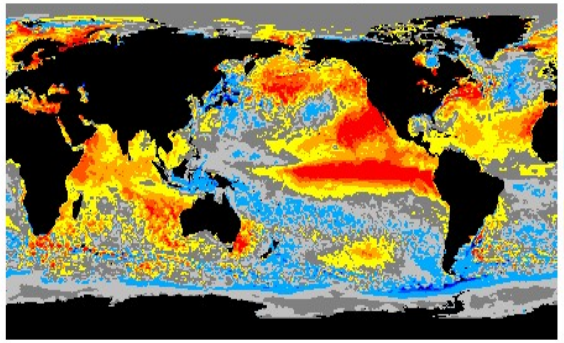

www.LongPaddock.qld.gov.au

Variation of Sea-surface Temperature from Average

October 2006 (using 1971-2000 climatology)

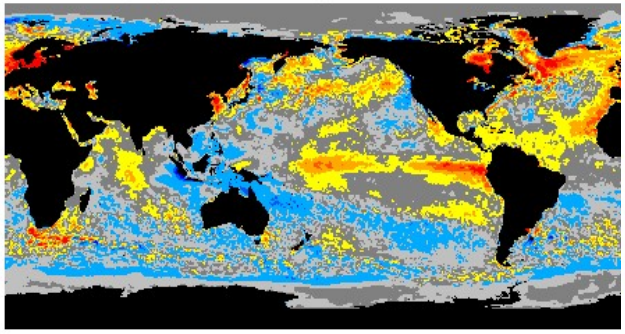

www.LongPaddock.qld.gov.au

Variation of Sea-surface Temperature from Average

October 1997 (using 1971-2000 climatology)

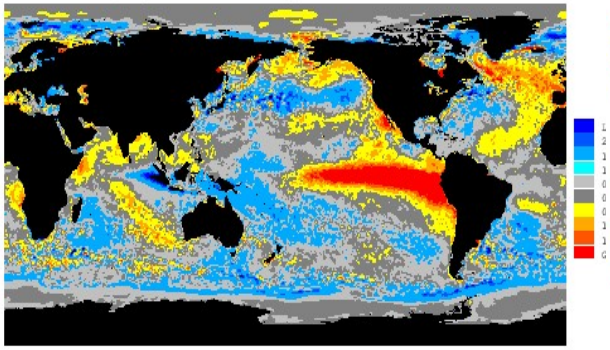

www.LongPaddock.qld.gov.au

Variation of Sea-surface Temperature from Average

October 1987 (using 1971-2000 climatology)

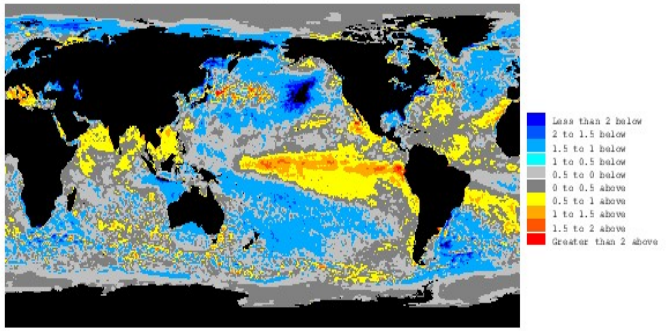

www.LongPaddock.qld.gov.au

TSM 2026 1997 1982

Variation of Sea-surface Temperature from Average
October 2026 (using 1971-2000 climatology)

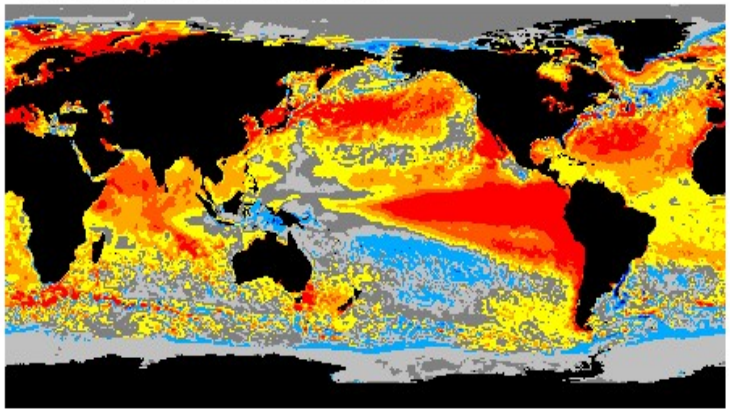

Variation of Sea-surface Temperature from Average
October 1997 (using 1971-2000 climatology)

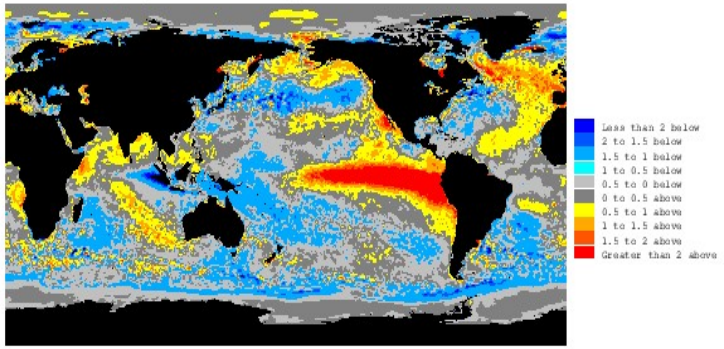

www.LongPaddock.qld.gov.au

Variation of Sea-surface Temperature from Average
October 1982 (using 1971-2000 climatology)

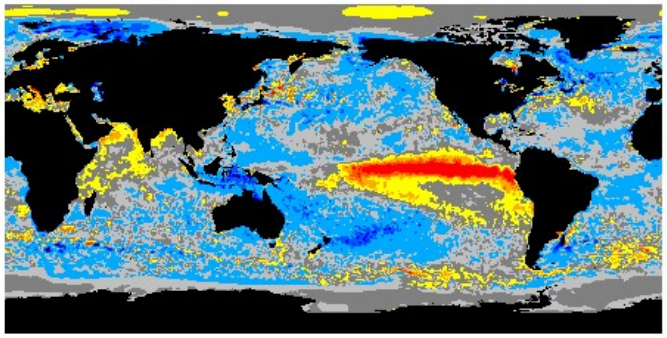

MINISTÉRIO DA CIÊNCIA, TECNOLOGIA E INOVAÇÃO

MINISTÉRIO DA AGRICULTURA E PECUÁRIA

GOVERNO FEDERAL
BRASIL
UNIÃO E RECONSTRUÇÃO

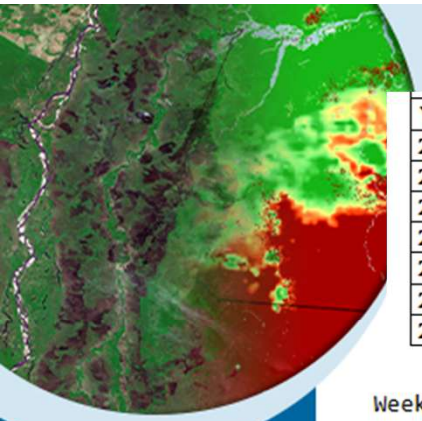

Year	DJF	JFM	FMA	MAM	AMJ	MJJ	JJA	JAS	ASO	SON	OND	NDJ
2020	0.7	0.7	0.6	0.3	0.0	-0.2	-0.3	-0.4	-0.8	-1.0	-1.1	-1.1
2021	-1.0	-0.9	-0.7	-0.6	-0.4	-0.3	-0.3	-0.5	-0.6	-0.8	-0.9	-0.8
2022	-0.8	-0.7	-0.8	-0.9	-0.8	-0.7	-0.7	-0.8	-0.9	-0.9	-0.8	-0.7
2023	-0.5	-0.3	-0.1	0.2	0.5	0.7	1.0	1.3	1.5	1.7	1.9	2.0
2024	1.8	1.5	1.2	0.8	0.4	0.2	0.1	0.0	-0.1	-0.2	-0.3	-0.4
2025	-0.5	-0.2	-0.1	0.0	0.0	0.0	-0.1	-0.3	-0.4	-0.6	-0.6	-0.6
2026	-0.4	-0.2	0.1	0.5	0.9	1.4	1.8	2.2	2.5			

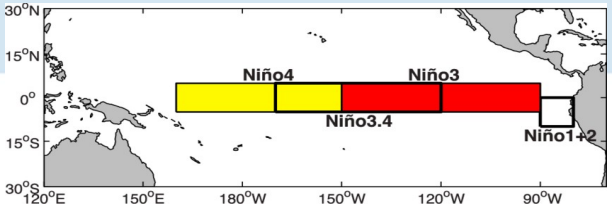

RONI

Weekly SST data starts week centered on 2Sept1981

Week	Nino1+2 SST	Nino1+2 SSTA	Nino3 SST	Nino3 SSTA	Nino34 SST	Nino34 SSTA	Nino4 SST	Nino4 SSTA
15APR2026	27.4	1.7	28.1	0.6	28.3	0.5	29.4	0.9
22APR2026	27.1	1.8	28.4	0.9	28.6	0.8	29.6	1.0
29APR2026	26.4	1.3	28.4	1.0	28.8	0.9	29.5	0.9
06MAY2026	26.5	1.6	28.4	1.0	28.7	0.8	29.6	0.9
13MAY2026	26.5	1.9	28.4	1.1	28.8	0.9	29.8	1.0
20MAY2026	26.4	2.1	28.3	1.2	28.8	0.9	29.8	1.0
27MAY2026	26.2	2.2	28.2	1.3	28.8	1.0	29.9	1.1
03JUN2026	26.2	2.5	28.3	1.5	29.1	1.3	30.0	1.2
10JUN2026	26.1	2.6	28.3	1.6	29.2	1.5	30.2	1.3
17JUN2026	26.2	3.1	28.5	1.9	29.4	1.7	30.2	1.3
24JUN2026	25.9	3.1	28.4	2.0	29.3	1.8	30.0	1.2
01JUL2026	25.7	3.3	28.2	2.0	29.2	1.7	29.9	1.1
08JUL2026	25.5	3.3	28.2	2.2	29.3	2.0	30.0	1.2
15JUL2026	25.6	3.7	28.1	2.3	29.4	2.1	29.9	1.1
22JUL2026	25.2	3.6	28.1	2.5	29.4	2.2	29.8	1.0
29JUL2026	25.2	3.8	28.2	2.8	29.4	2.4	29.7	1.0
05AUG2026	25.1	4.0	28.4	3.0	29.5	2.5	29.7	1.0
12AUG2026	25.1	4.1	28.4	3.2	29.4	2.6	29.7	1.0
19AUG2026	24.9	4.0	28.3	3.2	29.4	2.6	29.5	0.8
26AUG2026	25.0	4.2	28.3	3.3	29.4	2.6	29.6	0.9
02SEP2026	25.2	4.4	28.4	3.5	29.5	2.8	29.6	1.0
09SEP2026	25.2	4.6	28.6	3.7	29.5	2.8	29.5	0.8
16SEP2026	25.4	4.7	28.6	3.8	29.6	3.0	29.6	1.0
23SEP2026	25.6	4.9	28.9	4.0	29.8	3.1	29.8	1.1
30SEP2026	26.0	5.3	29.0	4.1	29.9	3.2	29.9	1.3
07OCT2026	26.1	5.3	29.1	4.1	30.0	3.2	29.9	1.3
14OCT2026	26.2	5.2	29.2	4.2	29.9	3.2	29.8	1.1
21OCT2026	26.3	5.3	29.4	4.4	30.1	3.3	29.8	1.1
28OCT2026	26.7	5.4	29.5	4.4	30.2	3.4	30.1	1.4
04NOV2026	27.0	5.6	29.5	4.4	30.1	3.3	30.1	1.5
11NOV2026	27.1	5.4	29.4	4.3	29.9	3.2	29.9	1.3
18NOV2026	27.5	5.7	29.8	4.7	30.1	3.3	30.0	1.4

Weekly Relative SST data starts week centered on 9Sept1981

Week	Nino1+2 SSTA	Nino3 SSTA	Nino34 SSTA	Nino4 SSTA
15APR2026	1.2	0.2	0.1	0.6
22APR2026	0.9	0.3	0.2	0.5
29APR2026	0.6	0.4	0.4	0.5
06MAY2026	1.0	0.5	0.4	0.5
13MAY2026	1.3	0.6	0.4	0.6
20MAY2026	1.6	0.7	0.5	0.6
27MAY2026	1.7	0.8	0.5	0.7
03JUN2026	2.0	0.9	0.7	0.7
10JUN2026	2.1	1.0	0.9	0.8
17JUN2026	2.4	1.3	1.1	0.8
24JUN2026	2.5	1.5	1.2	0.6
01JUL2026	2.7	1.5	1.2	0.5
08JUL2026	2.6	1.6	1.3	0.5
15JUL2026	2.8	1.6	1.4	0.4
22JUL2026	3.0	1.8	1.4	0.3
29JUL2026	3.2	2.1	1.6	0.2
05AUG2026	3.2	2.3	1.7	0.2
12AUG2026	3.4	2.5	1.8	0.1
19AUG2026	3.2	2.5	1.8	0.0
26AUG2026	3.5	2.6	1.8	0.1
02SEP2026	3.7	2.7	1.9	0.1
09SEP2026	3.8	2.9	1.9	-0.2
16SEP2026	3.9	3.0	2.1	0.0
23SEP2026	3.9	3.1	2.2	0.1
30SEP2026	4.5	3.3	2.3	0.1
07OCT2026	4.4	3.4	2.4	0.2
14OCT2026	4.4	3.5	2.4	0.0
21OCT2026	4.4	3.6	2.5	0.0
28OCT2026	4.6	3.7	2.5	0.2
04NOV2026	4.6	3.5	2.3	0.2
11NOV2026	4.6	3.4	2.2	0.0
18NOV2026	4.9	3.9	2.4	0.2

MINISTÉRIO DA CIÊNCIA, TECNOLOGIA E INOVAÇÃO

MINISTÉRIO DA AGRICULTURA E PECUÁRIA

GOVERNO FEDERAL BRASIL UNIÃO E RECONSTRUÇÃO

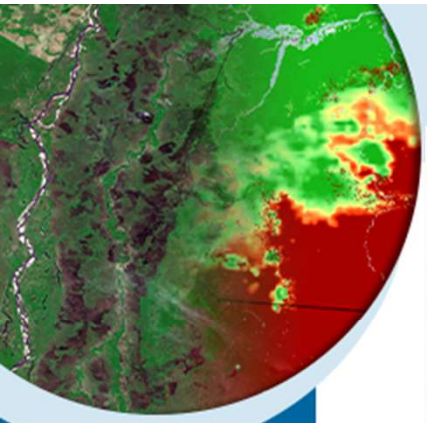

ONI –CPC 1950-2026

Year	DJF	JFM	FMA	MAM	AMJ	MJJ	JJA	JAS	ASO	SON	OND	NDJ
1950	-1.3	-1.2	-1.1	-1.1	-1.1	-0.9	-0.6	-0.6	-0.6	-0.6	-0.7	-0.8
1951	-0.7	-0.4	0.0	0.2	0.3	0.5	0.7	0.9	1.0	1.0	1.0	0.7
1952	0.5	0.3	0.3	0.2	-0.1	-0.4	-0.4	-0.2	0.0	0.0	-0.1	0.1
1953	0.3	0.5	0.5	0.6	0.8	0.7	0.6	0.7	0.6	0.8	0.5	0.6
1954	0.4	0.4	0.0	-0.3	-0.5	-0.5	-0.7	-0.8	-0.7	-0.5	-0.4	-0.4
1955	-0.5	-0.5	-0.6	-0.8	-0.8	-0.9	-0.7	-0.9	-1.1	-1.4	-1.6	-1.5
1956	-1.2	-0.8	-0.6	-0.5	-0.5	-0.5	-0.5	-0.5	-0.4	-0.4	-0.4	-0.4
1957	-0.3	-0.1	0.3	0.6	0.7	0.8	1.0	1.0	1.1	1.2	1.4	1.6
1958	1.7	1.6	1.2	0.8	0.6	0.5	0.4	0.3	0.3	0.3	0.4	0.6
1959	0.6	0.6	0.5	0.4	0.2	0.0	-0.2	-0.2	0.0	0.1	0.2	0.1
Year	DJF	JFM	FMA	MAM	AMJ	MJJ	JJA	JAS	ASO	SON	OND	NDJ
1960	0.0	0.0	0.1	0.2	0.0	0.0	0.0	0.2	0.2	0.1	-0.1	-0.1
1961	0.0	0.0	0.0	0.1	0.2	0.2	0.1	-0.2	-0.3	-0.2	-0.1	0.0
1962	-0.2	-0.2	-0.1	-0.2	-0.2	-0.1	0.0	-0.1	-0.2	-0.2	-0.2	-0.3
1963	-0.3	-0.2	0.0	0.1	0.1	0.5	0.8	1.1	1.1	1.1	1.2	1.1
1964	0.9	0.5	0.1	-0.3	-0.6	-0.7	-0.7	-0.7	-0.7	-0.8	-0.8	-0.7
1965	-0.5	-0.2	0.0	0.2	0.5	0.8	1.1	1.3	1.6	1.7	1.8	1.6
1966	1.2	1.0	0.8	0.4	0.2	0.2	0.3	0.1	-0.1	-0.1	-0.2	-0.3
1967	-0.5	-0.5	-0.5	-0.4	-0.1	0.1	0.0	-0.3	-0.4	-0.4	-0.4	-0.4
1968	-0.6	-0.7	-0.6	-0.5	-0.1	0.2	0.4	0.4	0.3	0.5	0.7	0.9
1969	1.0	1.0	0.8	0.7	0.6	0.5	0.4	0.4	0.6	0.7	0.8	0.7
Year	DJF	JFM	FMA	MAM	AMJ	MJJ	JJA	JAS	ASO	SON	OND	NDJ
1970	0.5	0.2	0.2	0.3	0.1	-0.3	-0.5	-0.7	-0.7	-0.7	-0.8	-1.1
1971	-1.3	-1.4	-1.1	-0.8	-0.7	-0.7	-0.7	-0.6	-0.7	-0.8	-0.9	-0.8
1972	-0.6	-0.3	0.0	0.3	0.5	0.7	1.0	1.3	1.5	1.7	1.8	1.8
1973	1.6	1.1	0.6	0.0	-0.5	-0.8	-1.0	-1.1	-1.3	-1.6	-1.9	-2.0
1974	-1.9	-1.6	-1.2	-1.0	-0.7	-0.6	-0.5	-0.4	-0.5	-0.7	-0.9	-0.7
1975	-0.6	-0.5	-0.6	-0.7	-0.8	-0.9	-1.1	-1.1	-1.3	-1.3	-1.5	-1.6
1976	-1.5	-1.1	-0.6	-0.4	-0.2	0.0	0.2	0.4	0.6	0.8	0.8	0.8
1977	0.7	0.7	0.3	0.3	0.3	0.5	0.4	0.4	0.5	0.7	0.8	0.8
1978	0.7	0.5	0.2	-0.1	-0.3	-0.2	-0.4	-0.4	-0.4	-0.3	-0.1	0.1
1979	0.2	0.2	0.3	0.3	0.3	0.1	0.1	0.2	0.3	0.5	0.5	0.6
Year	DJF	JFM	FMA	MAM	AMJ	MJJ	JJA	JAS	ASO	SON	OND	NDJ
1980	0.6	0.5	0.4	0.3	0.5	0.4	0.2	-0.1	-0.2	-0.1	0.1	0.0
1981	-0.3	-0.4	-0.4	-0.3	-0.3	-0.3	-0.3	-0.2	-0.1	-0.2	-0.2	-0.1
1982	0.0	0.0	0.1	0.3	0.7	0.7	0.8	1.0	1.5	1.8	2.0	2.1
1983	2.1	1.9	1.5	1.2	1.0	0.6	0.3	-0.1	-0.4	-0.8	-1.0	-0.9
1984	-0.6	-0.5	-0.4	-0.5	-0.5	-0.5	-0.4	-0.2	-0.3	-0.6	-0.9	-1.1
1985	-1.0	-0.9	-0.8	-0.8	-0.8	-0.6	-0.4	-0.3	-0.3	-0.3	-0.3	-0.4
1986	-0.4	-0.4	-0.2	-0.2	-0.1	0.0	0.2	0.5	0.6	0.9	1.1	1.2
1987	1.2	1.1	1.0	0.9	1.0	1.1	1.3	1.5	1.5	1.4	1.2	1.0
1988	0.6	0.4	0.0	-0.4	-1.0	-1.3	-1.3	-1.1	-1.3	-1.5	-1.8	-1.8
1989	-1.6	-1.4	-1.1	-0.8	-0.6	-0.4	-0.4	-0.4	-0.3	-0.2	-0.1	0.0
Year	DJF	JFM	FMA	MAM	AMJ	MJJ	JJA	JAS	ASO	SON	OND	NDJ

Year	DJF	JFM	FMA	MAM	AMJ	MJJ	JJA	JAS	ASO	SON	OND	NDJ
1990	0.2	0.2	0.3	0.3	0.3	0.3	0.3	0.3	0.3	0.3	0.3	0.3
1991	0.4	0.3	0.2	0.3	0.5	0.6	0.8	0.7	0.7	0.8	1.2	1.4
1992	1.5	1.5	1.4	1.3	1.1	0.7	0.4	0.1	-0.1	-0.2	-0.2	0.0
1993	0.1	0.3	0.5	0.7	0.8	0.6	0.3	0.2	0.2	0.2	0.2	0.2
1994	0.1	0.0	0.0	0.2	0.3	0.2	0.3	0.3	0.5	0.7	0.9	1.0
1995	0.9	0.7	0.5	0.2	0.0	-0.1	-0.3	-0.5	-0.8	-1.0	-1.0	-1.0
1996	-0.9	-0.7	-0.5	-0.4	-0.2	-0.2	-0.2	-0.3	-0.3	-0.3	-0.4	-0.4
1997	-0.4	-0.3	0.0	0.3	0.7	1.1	1.5	1.8	2.0	2.2	2.3	2.4
1998	2.2	1.9	1.4	1.0	0.4	-0.1	-0.6	-0.8	-1.0	-1.1	-1.3	-1.5
1999	-1.5	-1.2	-0.9	-0.8	-0.8	-0.8	-0.9	-0.9	-1.0	-1.1	-1.3	-1.5
Year	DJF	JFM	FMA	MAM	AMJ	MJJ	JJA	JAS	ASO	SON	OND	NDJ
2000	-1.5	-1.3	-1.0	-0.8	-0.7	-0.6	-0.5	-0.4	-0.4	-0.5	-0.8	-0.8
2001	-0.8	-0.5	-0.4	-0.3	-0.2	-0.1	0.0	-0.1	-0.1	-0.3	-0.3	-0.3
2002	-0.1	0.1	0.1	0.2	0.3	0.5	0.6	0.6	0.8	1.0	1.2	1.1
2003	0.9	0.6	0.4	0.0	-0.2	-0.1	0.1	0.1	0.2	0.2	0.3	0.3
2004	0.3	0.3	0.2	0.1	0.1	0.2	0.4	0.5	0.6	0.6	0.6	0.7
2005	0.6	0.6	0.4	0.4	0.3	0.1	0.0	-0.1	-0.1	-0.3	-0.6	-0.8
2006	-0.9	-0.8	-0.6	-0.4	-0.2	0.0	0.1	0.3	0.5	0.7	0.9	0.9
2007	0.6	0.2	-0.1	-0.3	-0.3	-0.4	-0.5	-0.8	-1.0	-1.4	-1.6	-1.7
2008	-1.8	-1.6	-1.4	-1.0	-0.8	-0.6	-0.3	-0.2	-0.2	-0.4	-0.6	-0.8
2009	-0.9	-0.8	-0.6	-0.3	0.0	0.3	0.5	0.6	0.7	0.9	1.3	1.5
Year	DJF	JFM	FMA	MAM	AMJ	MJJ	JJA	JAS	ASO	SON	OND	NDJ
2010	1.5	1.2	0.9	0.4	-0.2	-0.7	-1.0	-1.2	-1.4	-1.5	-1.6	-1.5
2011	-1.3	-1.1	-0.8	-0.7	-0.5	-0.3	-0.4	-0.5	-0.8	-0.9	-1.0	-0.9
2012	-0.7	-0.6	-0.4	-0.3	-0.2	0.0	0.3	0.4	0.4	0.3	0.1	0.0
2013	-0.2	-0.3	-0.2	-0.2	-0.3	-0.4	-0.4	-0.3	-0.3	-0.1	-0.1	-0.1
2014	-0.2	-0.2	0.0	0.3	0.4	0.2	0.1	0.1	0.2	0.5	0.7	0.8
2015	0.7	0.7	0.7	0.9	1.0	1.2	1.4	1.7	2.0	2.3	2.5	2.6
2016	2.5	2.2	1.7	1.1	0.6	0.1	-0.2	-0.3	-0.4	-0.5	-0.5	-0.4
2017	-0.1	0.1	0.3	0.3	0.4	0.3	0.1	-0.1	-0.2	-0.4	-0.6	-0.8
2018	-0.7	-0.7	-0.5	-0.3	-0.1	0.1	0.2	0.3	0.5	0.8	1.0	1.1
2019	1.0	0.9	0.9	0.8	0.7	0.6	0.4	0.2	0.3	0.5	0.7	0.8
Year	DJF	JFM	FMA	MAM	AMJ	MJJ	JJA	JAS	ASO	SON	OND	NDJ
2020	0.7	0.7	0.6	0.3	0.0	-0.2	-0.3	-0.4	-0.8	-1.0	-1.1	-1.1
2021	-1.0	-0.9	-0.7	-0.6	-0.4	-0.3	-0.3	-0.5	-0.6	-0.8	-0.9	-0.8
2022	-0.8	-0.7	-0.8	-0.9	-0.8	-0.7	-0.7	-0.8	-0.9	-0.9	-0.8	-0.7
2023	-0.5	-0.3	-0.1	0.2	0.5	0.7	1.0	1.3	1.5	1.7	1.9	2.0
2024	1.8	1.5	1.2	0.8	0.4	0.2	0.1	0.0	-0.1	-0.2	-0.3	-0.4
2025	-0.5	-0.2	-0.1	0.0	0.0	0.0	-0.1	-0.3	-0.4	-0.6	-0.6	-0.6
2026	-0.4	-0.2	0.1	0.5	0.9	1.4	1.8	2.2	2.5			

INMET

INPE

MINISTÉRIO DA CIÊNCIA, TECNOLOGIA E INOVAÇÃO

MINISTÉRIO DA AGRICULTURA E PECUÁRIA

GOVERNO FEDERAL

BRASIL

UNIÃO E RECONSTRUÇÃO

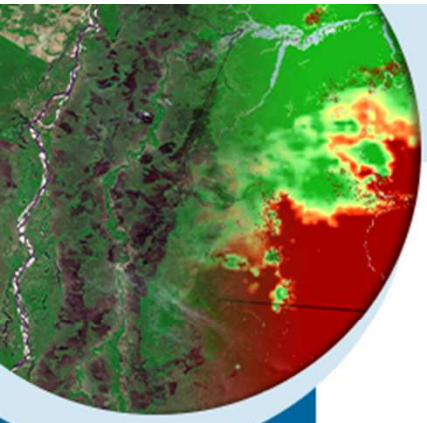

INMET

INPE

MINISTÉRIO DA CIÊNCIA, TECNOLOGIA E INOVAÇÃO

MINISTÉRIO DA AGRICULTURA E PECUÁRIA

GOVERNO FEDERAL

BRASIL

UNIÃO E RECONSTRUÇÃO

Temperatura Água subsuperficial AGOSTO - NOVEMBRO 2026

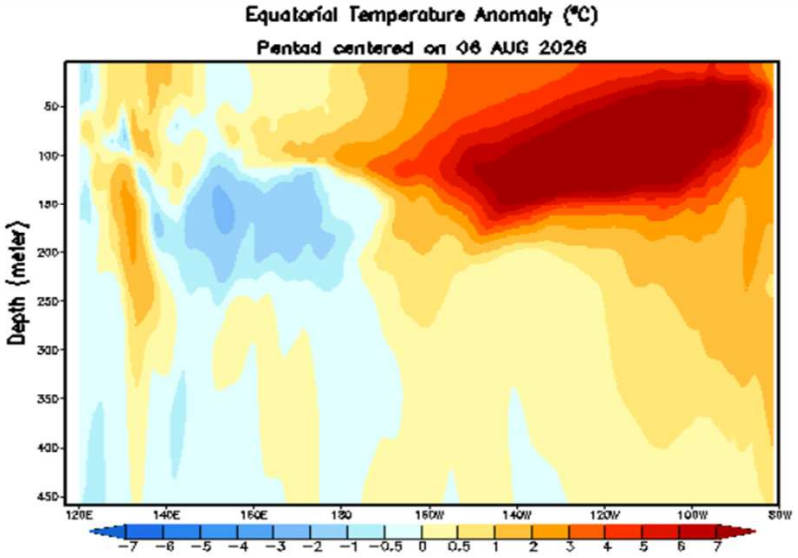

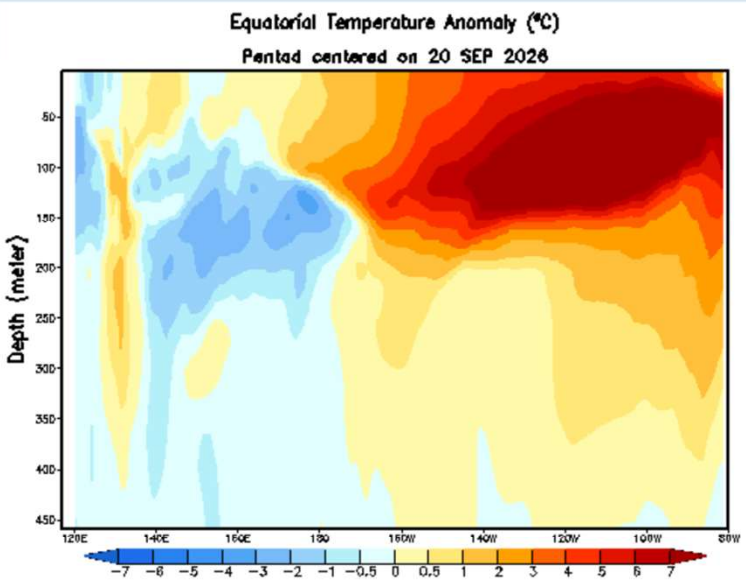

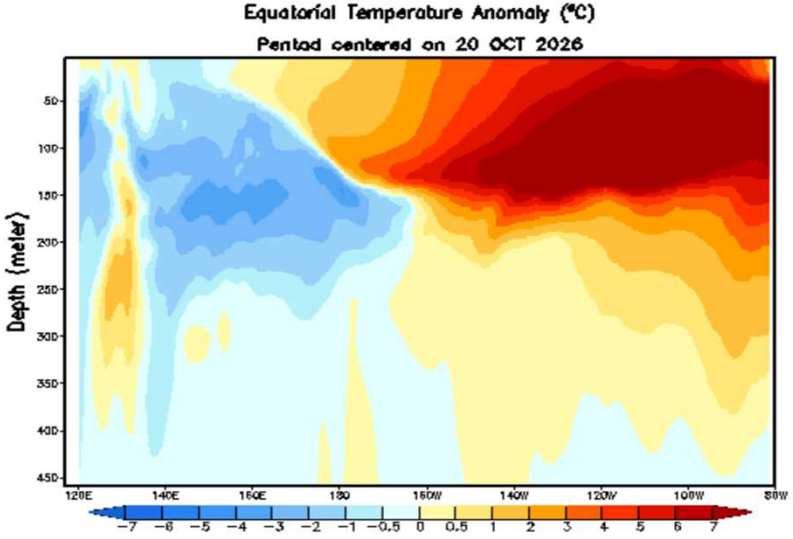

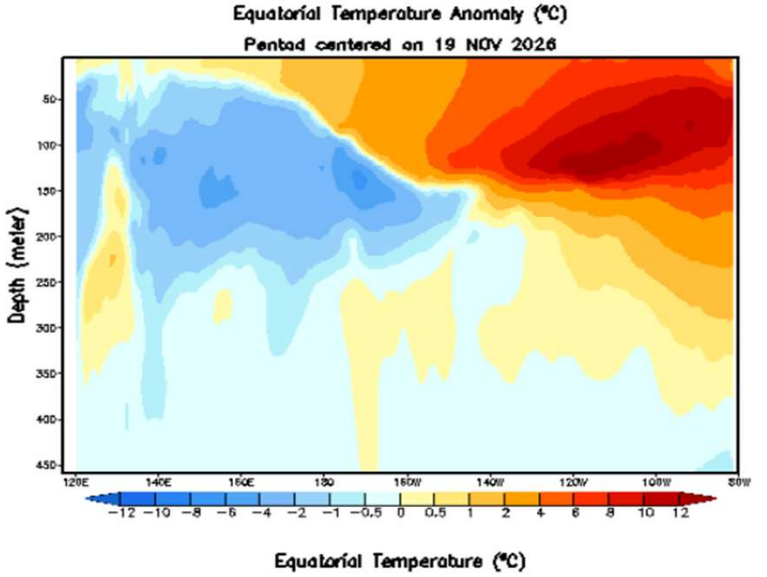

Previsão NOOA Atualizada TSM 3.4

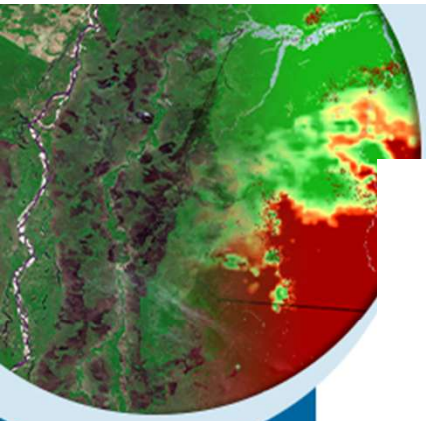

INMET

INPE

MINISTÉRIO DA CIÊNCIA, TECNOLOGIA E INOVAÇÃO

MINISTÉRIO DA AGRICULTURA E PECUÁRIA

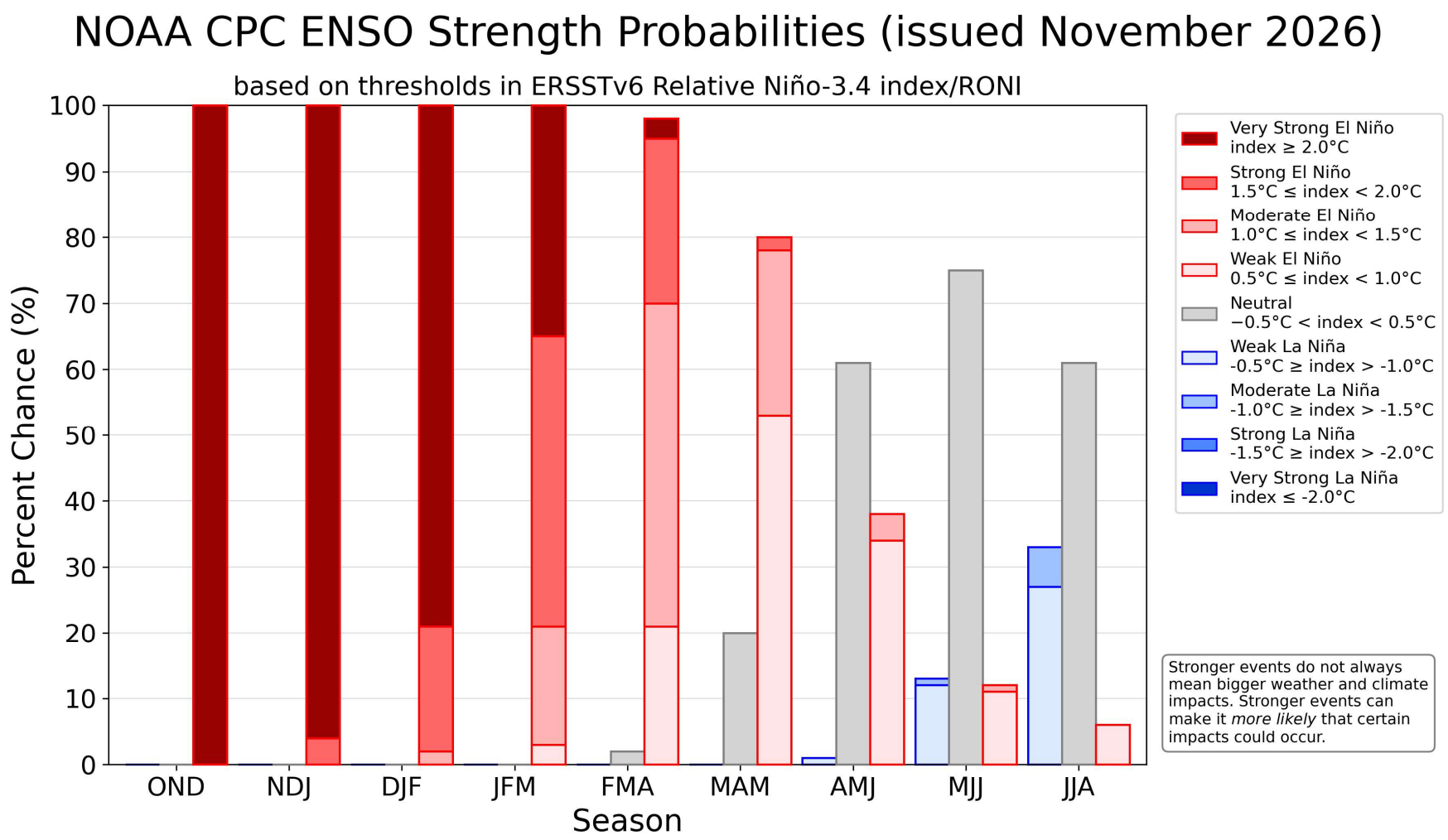

OMJ MAIO-OUTUBRO 2026 –DIVERGÊNCIA ALTOS NÍVEIS

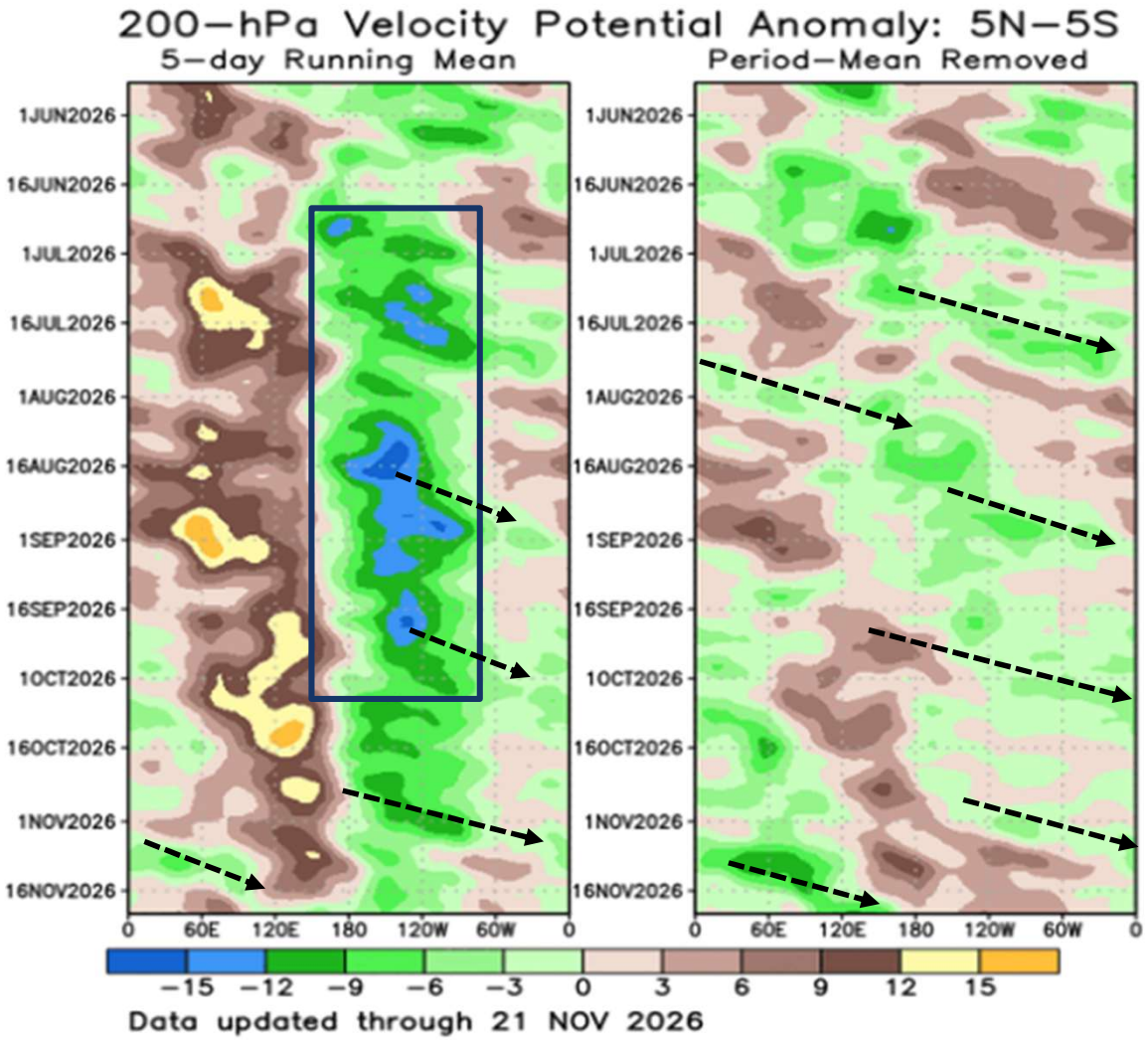

MINISTÉRIO DA CIÊNCIA, TECNOLOGIA E INOVAÇÃO

MINISTÉRIO DA AGRICULTURA E PECUÁRIA

GOVERNO FEDERAL BRASIL UNIÃO E RECONSTRUÇÃO

PROJEÇÕES NIÑO 3.4 e 1.2

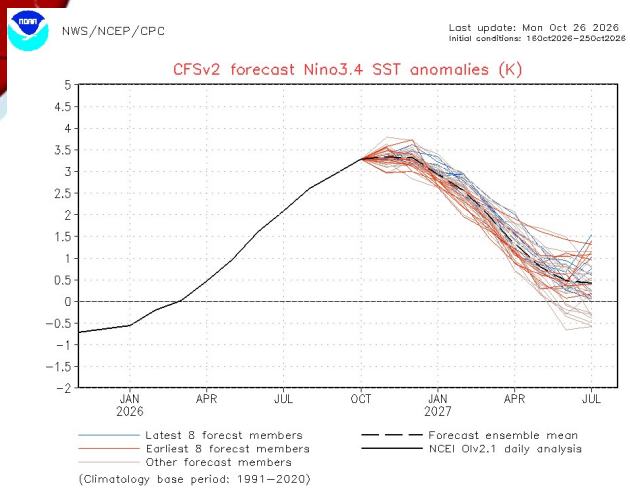

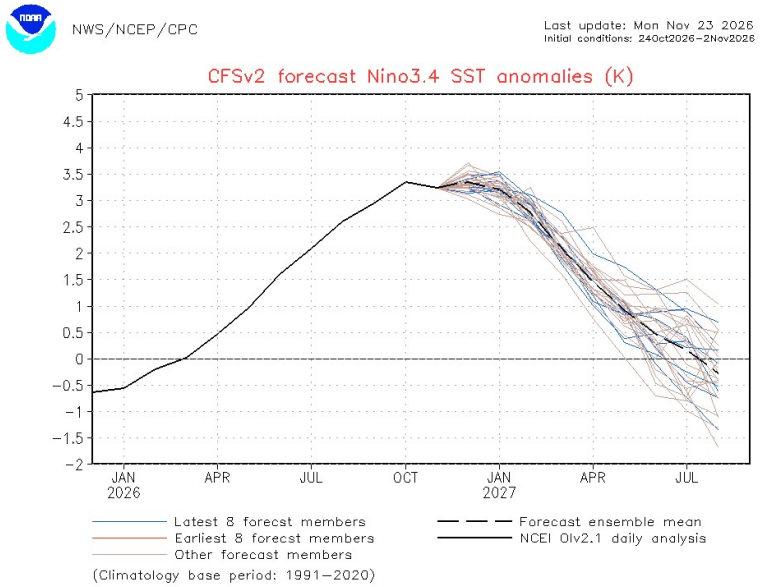

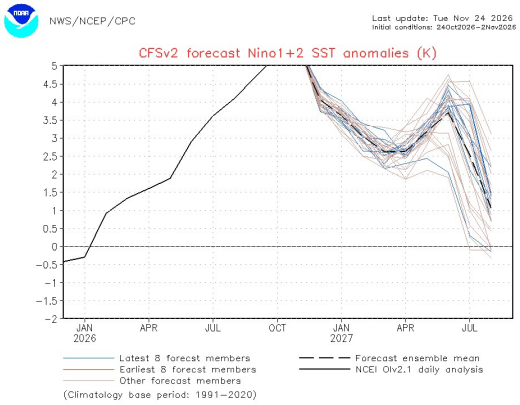

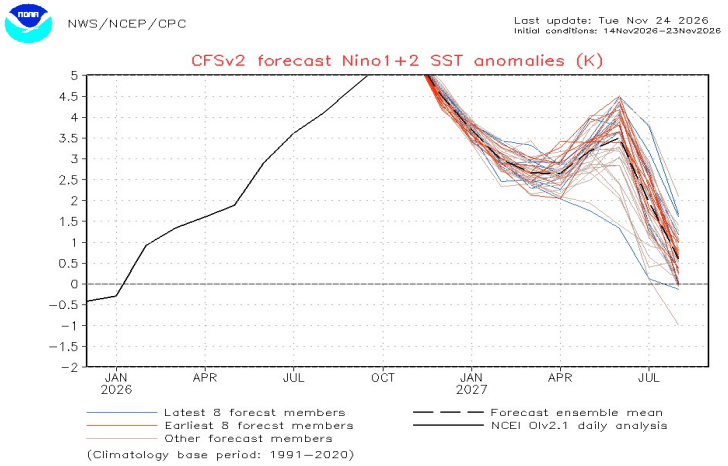

MINISTÉRIO DA CIÊNCIA, TECNOLOGIA E INOVAÇÃO

MINISTÉRIO DA AGRICULTURA E PECUÁRIA

GOVERNO FEDERAL
BRASIL
UNIÃO E RECONSTRUÇÃO

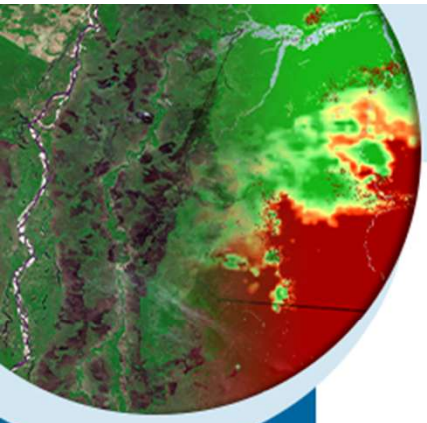

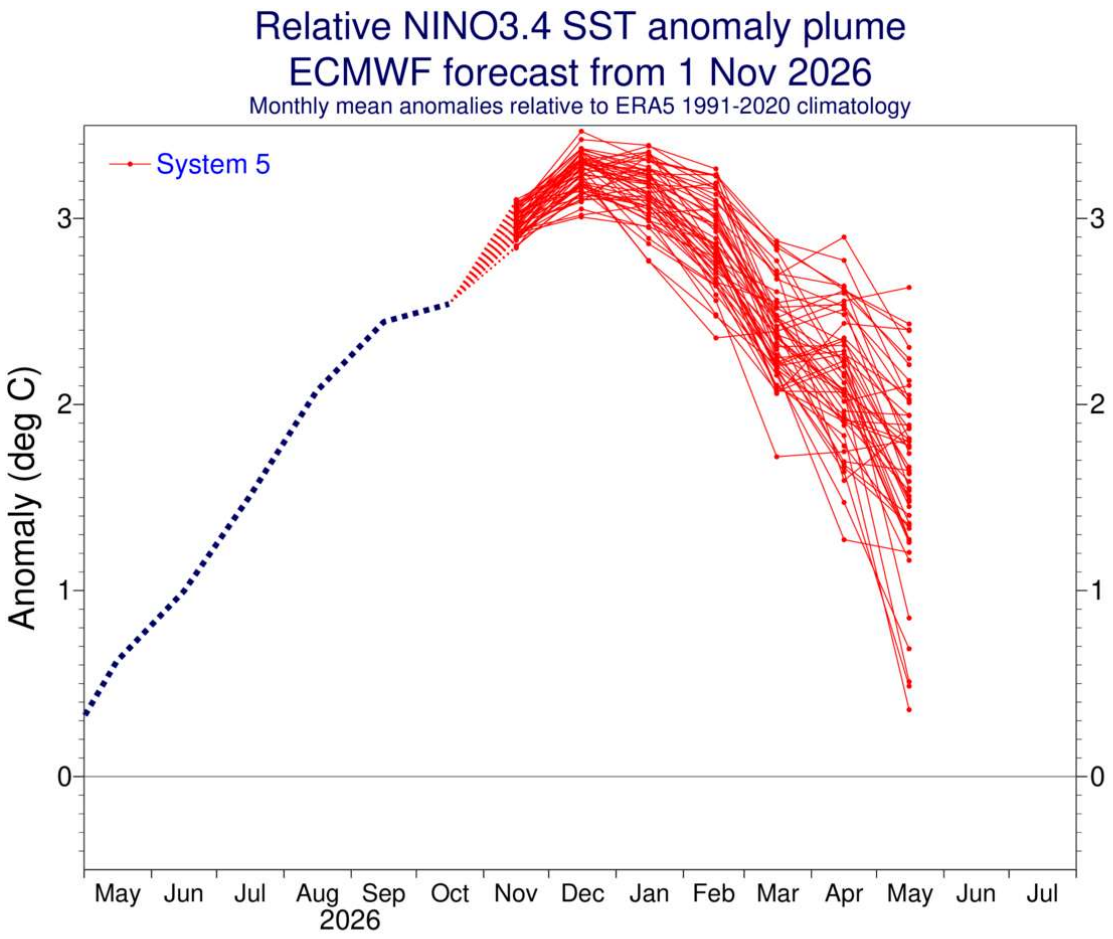

MINISTÉRIO DA CIÊNCIA, TECNOLOGIA E INOVAÇÃO

MINISTÉRIO DA AGRICULTURA E PECUÁRIA

GOVERNO FEDERAL BRASIL UNIÃO E RECONSTRUÇÃO

ECMWF

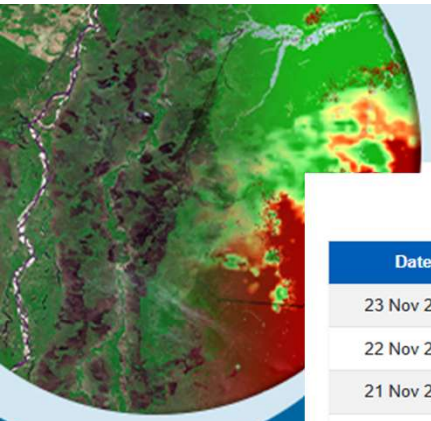

OSCILAÇÃO SUL

30 day Av. SOI — 90 day Av. SOI — Daily contribution

Date	Tahiti (hPa)	Darwin (hPa)	Daily Contribution	30 day Av. SOI	90 day Av. SOI
23 Nov 2026	1012.51	1012.35	-17.31	-6.89	-15.10
22 Nov 2026	1011.95	1012.80	-23.74	-6.09	-14.98
21 Nov 2026	1011.91	1012.05	-19.22	-5.74	-14.80
20 Nov 2026	1012.63	1012.40	-16.86	-6.23	-14.75
19 Nov 2026	1013.91	1012.00	-6.17	-7.09	-14.90
18 Nov 2026	1015.68	1012.35	2.86	-8.05	-15.19
17 Nov 2026	1016.36	1009.95	22.46	-9.15	-15.62
16 Nov 2026	1015.15	1010.05	14.12	-11.00	-16.18
15 Nov 2026	1014.77	1011.15	4.71	-12.43	-16.58
14 Nov 2026	1015.46	1012.35	1.46	-13.43	-16.84
13 Nov 2026	1014.95	1013.50	-9.10	-14.21	-17.06
12 Nov 2026	1012.50	1012.70	-19.60	-14.49	-17.22
11 Nov 2026	1010.84	1010.75	-17.75	-14.45	-17.25
10 Nov 2026	1011.29	1010.75	-14.89	-14.44	-17.12
9 Nov 2026	1010.54	1011.00	-21.25	-14.27	-16.93
8 Nov 2026	1010.50	1011.25	-23.10	-13.60	-16.62
7 Nov 2026	1011.17	1011.00	-17.25	-13.20	-16.34
6 Nov 2026	1011.52	1012.30	-23.29	-13.38	-16.26
5 Nov 2026	1012.41	1012.25	-17.31	-13.30	-16.18
4 Nov 2026	1013.82	1012.50	-9.93	-13.09	-16.27
3 Nov 2026	1014.64	1013.65	-12.03	-13.17	-16.36

Recent (preliminary) Southern Oscillation Index values

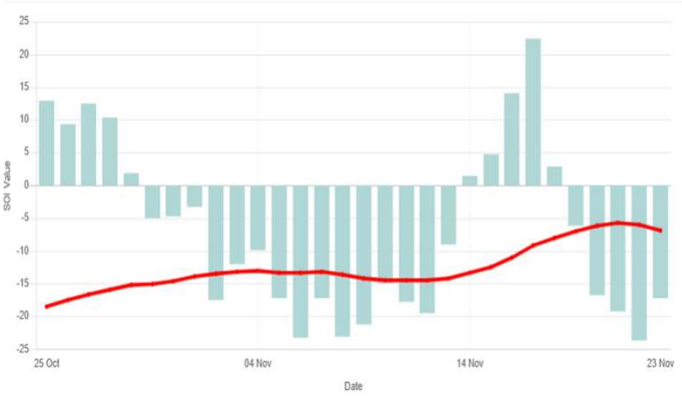

MINISTÉRIO DA CIÊNCIA, TECNOLOGIA E INOVAÇÃO

MINISTÉRIO DA AGRICULTURA E PECUÁRIA

GOVERNO FEDERAL BRASIL UNIÃO E RECONSTRUÇÃO

Normais Climatológicas Precipitação ONDJ/2026/2027

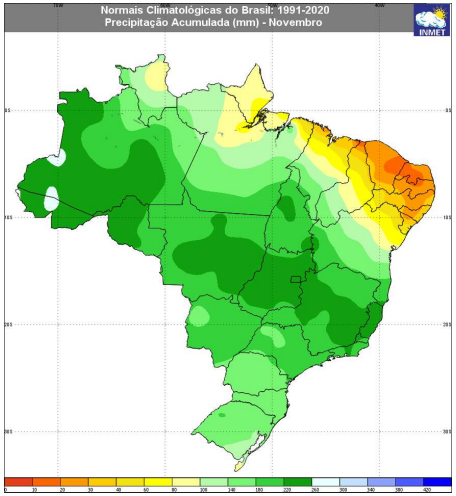

Novembro 80 mm a 180 mm

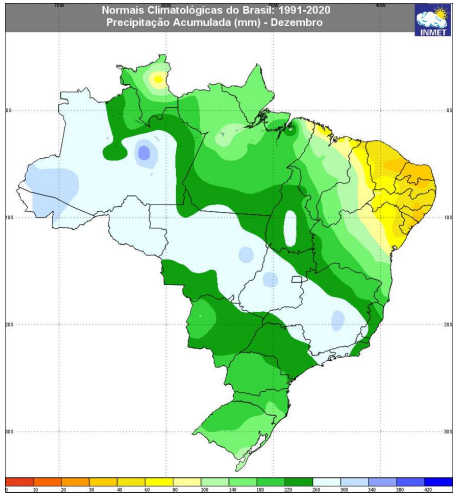

Dezembro 100 mm a 220 mm

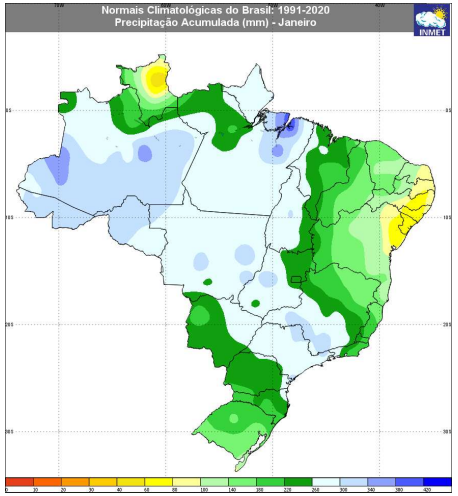

Janeiro 120 mm a 260 mm

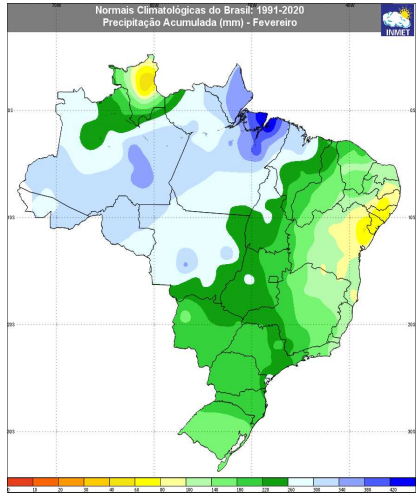

Fevereiro 140 mm a 220 mm

MINISTÉRIO DA CIÊNCIA, TECNOLOGIA E INOVAÇÃO

MINISTÉRIO DA AGRICULTURA E PECUÁRIA

Normais Climatológicas Temperatura Média Compensada NDJF/2026-2027

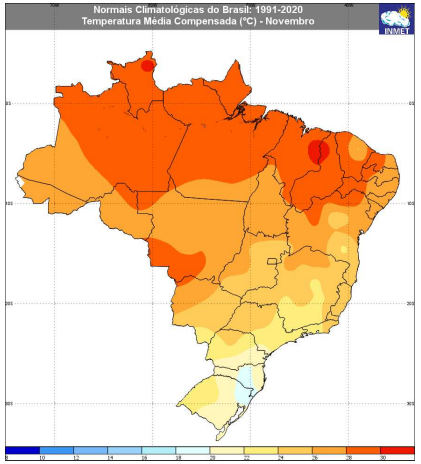

Novembro entre 18°C e 28°C

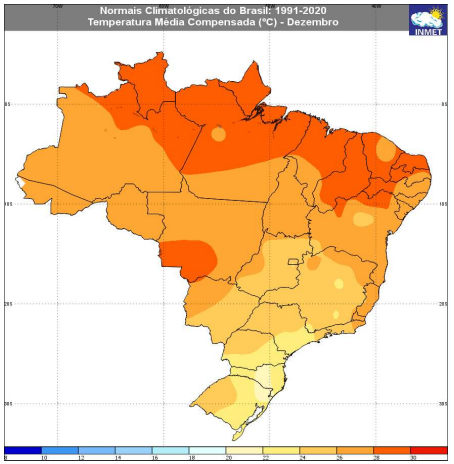

Dezembro entre 20°C e 26°C

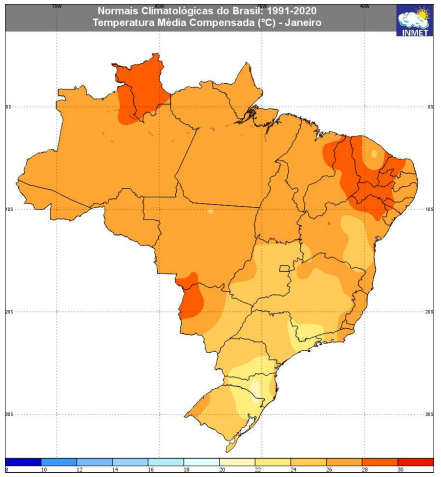

Janeiro entre 20°C e 28°C

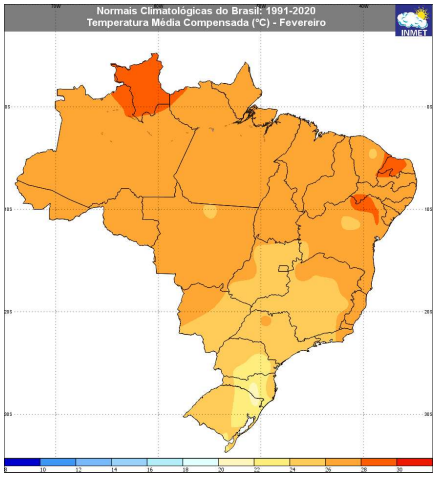

Fevereiro entre 20°C e 26°C

MINISTÉRIO DA CIÊNCIA, TECNOLOGIA E INOVAÇÃO

MINISTÉRIO DA AGRICULTURA E PECUÁRIA

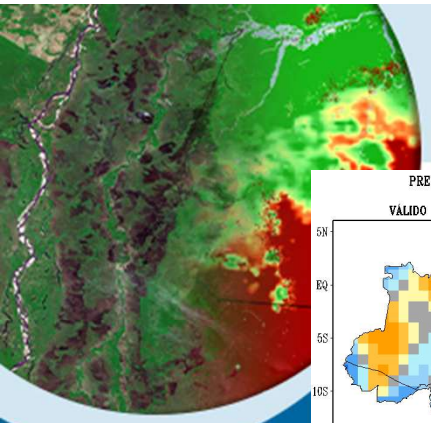

PROGNÓSTICO CLIMÁTICO NDJ 2026/2027

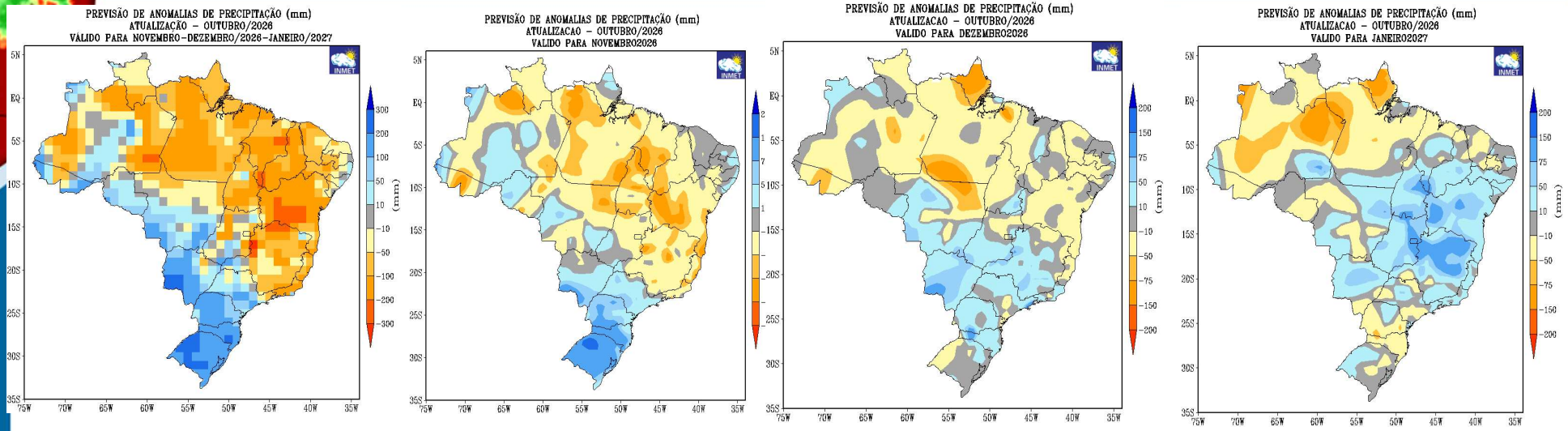

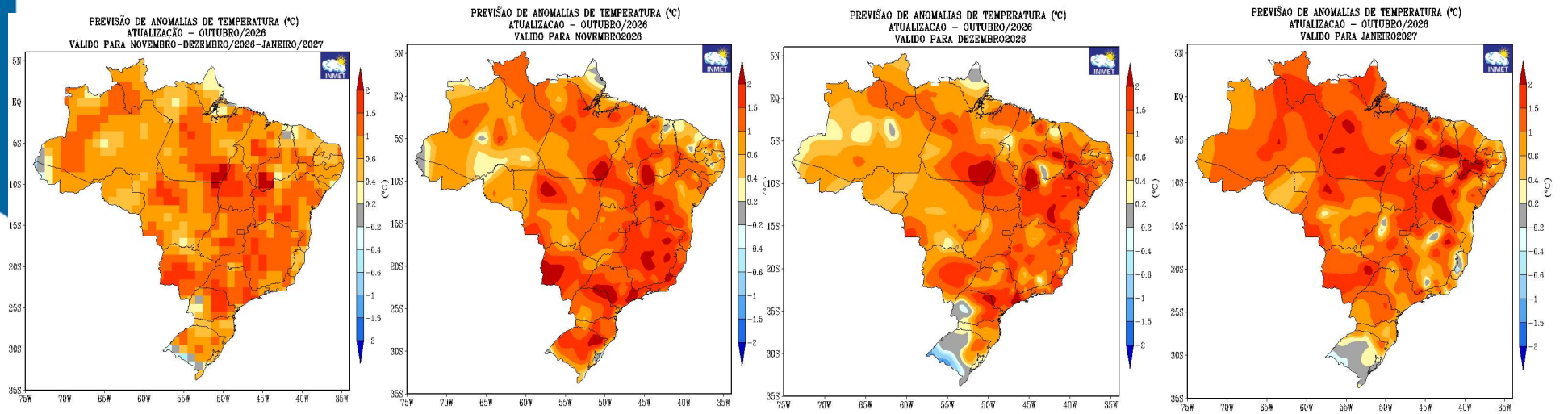

MINISTÉRIO DA CIÊNCIA, TECNOLOGIA E INOVAÇÃO

MINISTÉRIO DA AGRICULTURA E PECUÁRIA

GOVERNO FEDERAL

BRASIL

UNIÃO E RECONSTRUÇÃO

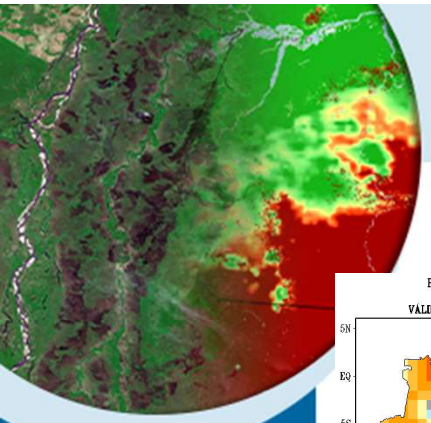

PROGNÓSTICO CLIMÁTICO DJF 2026/2027

INMET

INPE

MINISTÉRIO DA CIÊNCIA, TECNOLOGIA E INOVAÇÃO

MINISTÉRIO DA AGRICULTURA E PECUÁRIA

GOVERNO FEDERAL

BRASIL

UNIÃO E RECONSTRUÇÃO

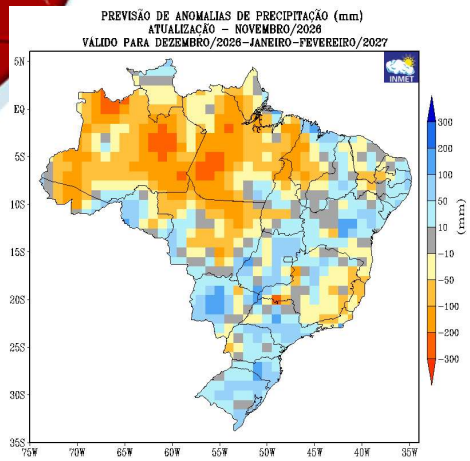

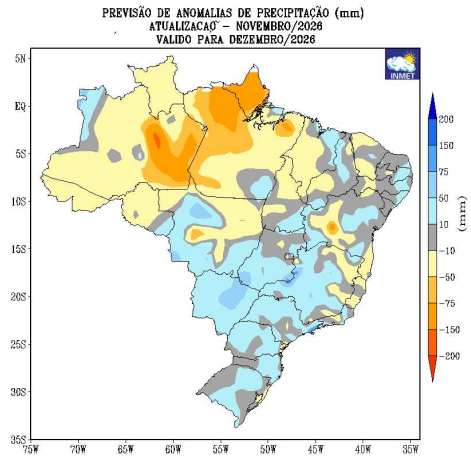

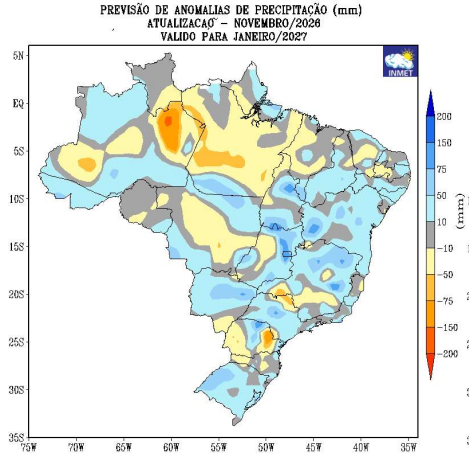

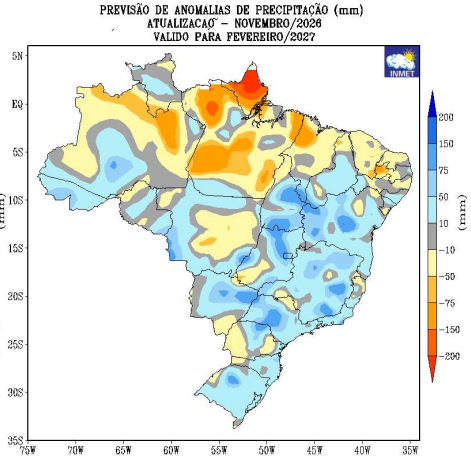

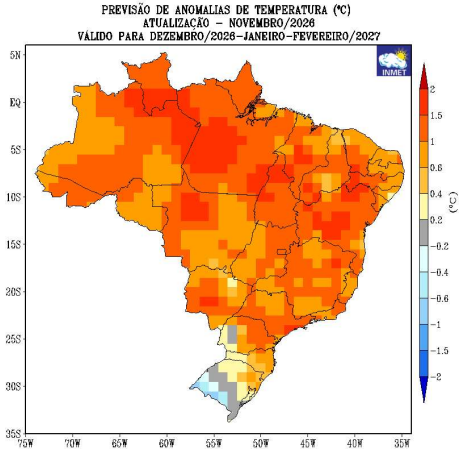

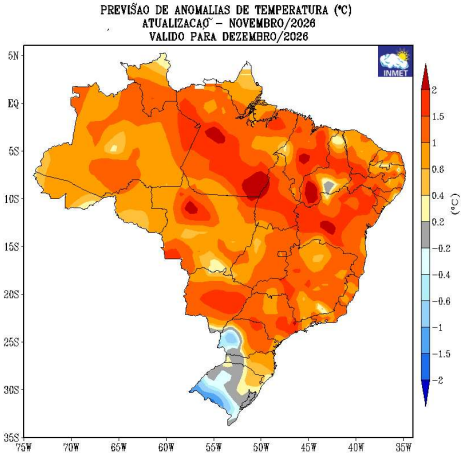

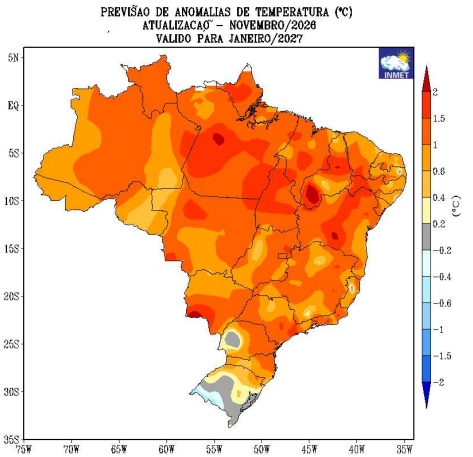

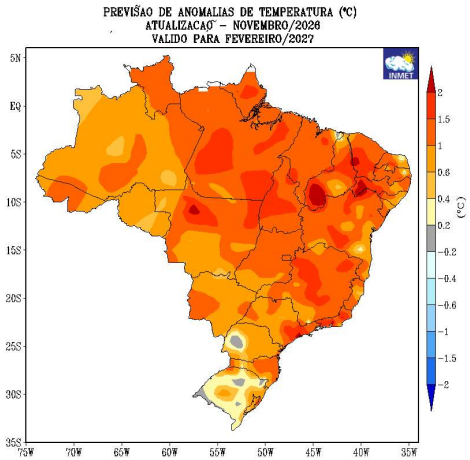

Anos análogos Niño forte

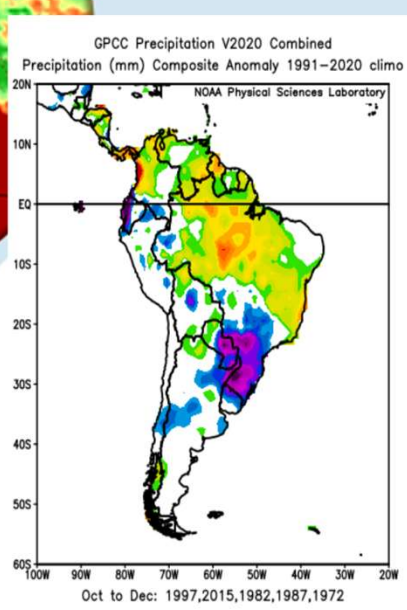

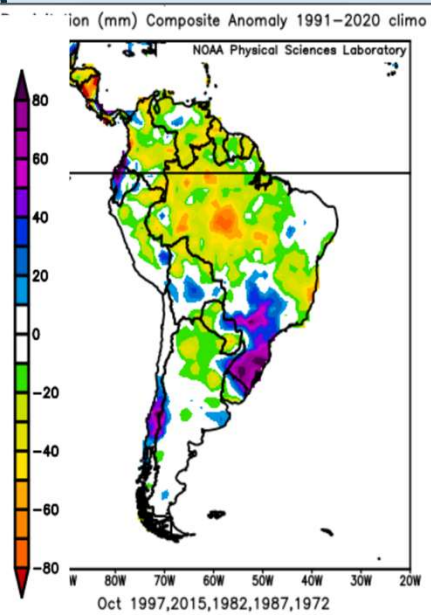

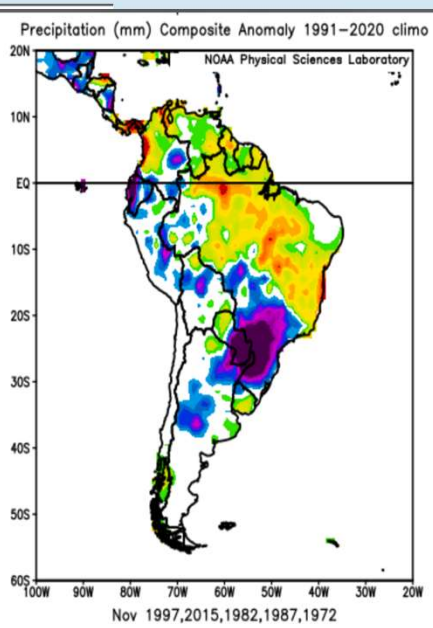

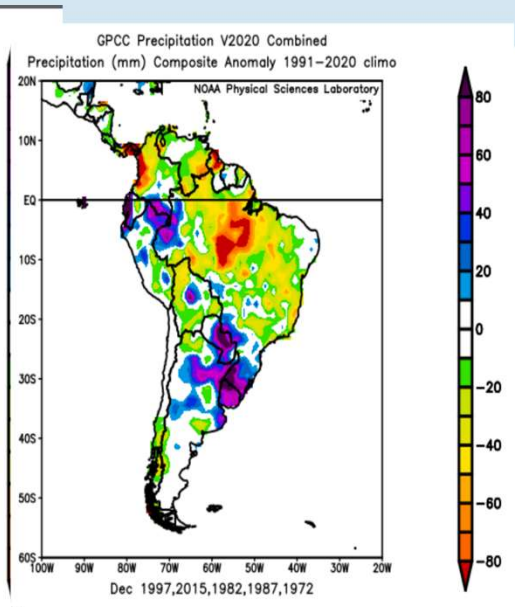

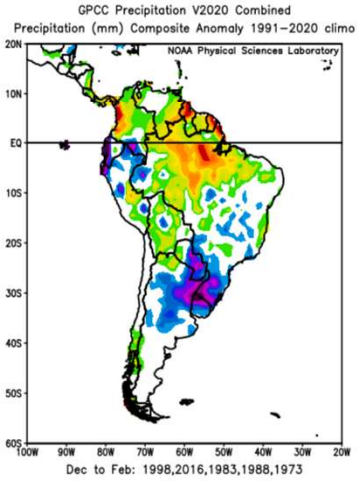

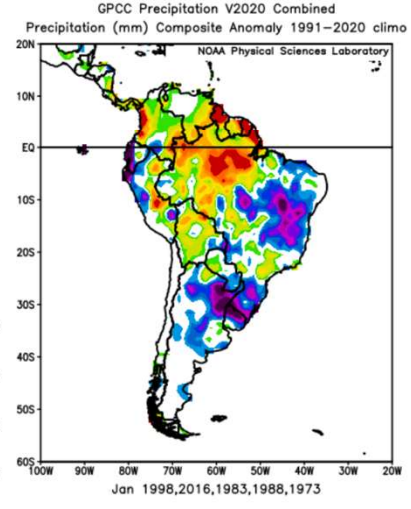

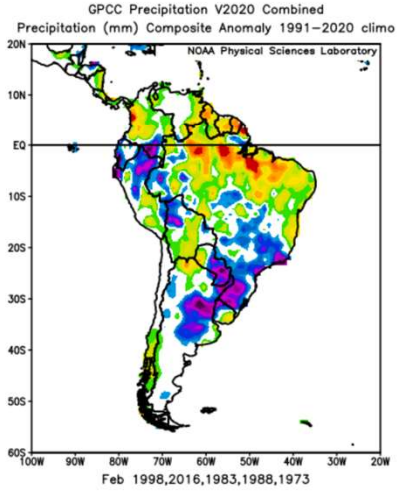

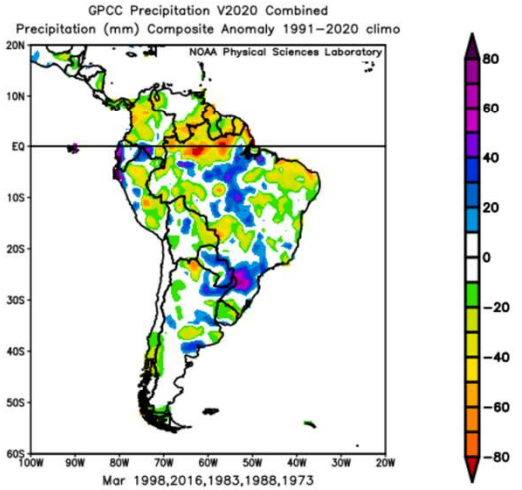

MINISTÉRIO DA CIÊNCIA, TECNOLOGIA E INOVAÇÃO

MINISTÉRIO DA AGRICULTURA E PECUÁRIA

GOVERNO FEDERAL BRASIL UNIÃO E RECONSTRUÇÃO

Temperatura OND 2026

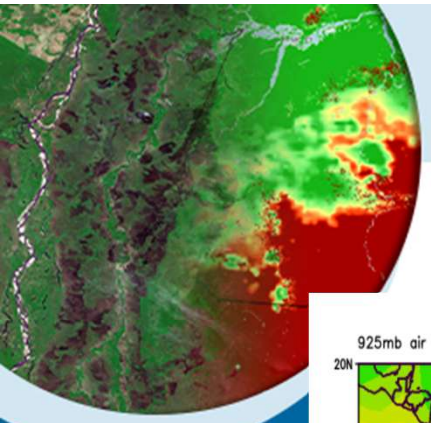

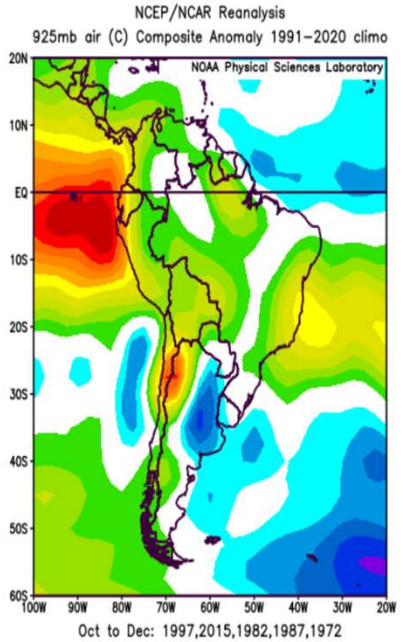

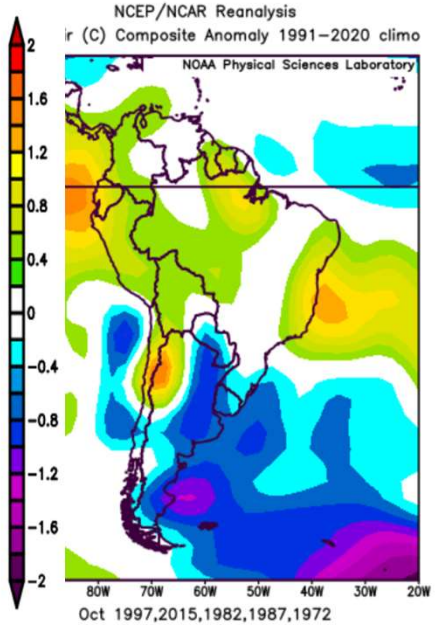

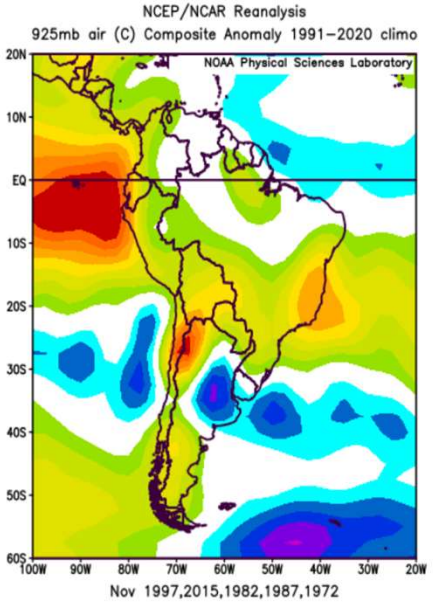

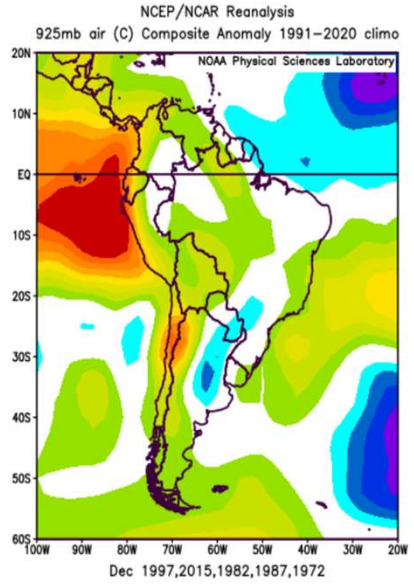

MINISTÉRIO DA CIÊNCIA, TECNOLOGIA E INOVAÇÃO

MINISTÉRIO DA AGRICULTURA E PECUÁRIA

GOVERNO FEDERAL BRASIL UNIÃO E RECONSTRUÇÃO

Compostos dez a fev 2026/2027

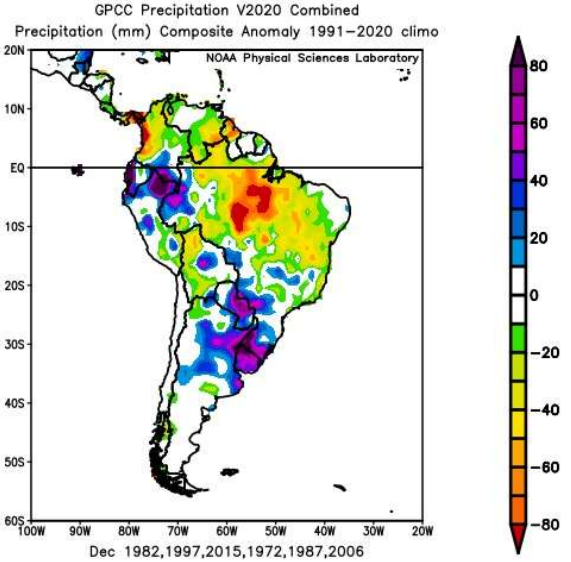

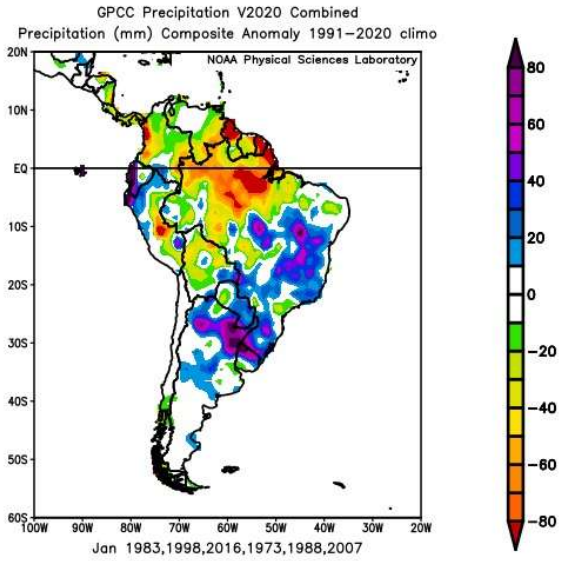

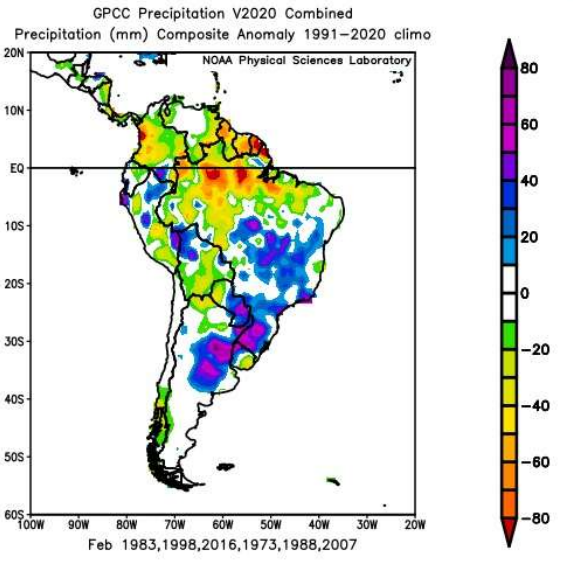

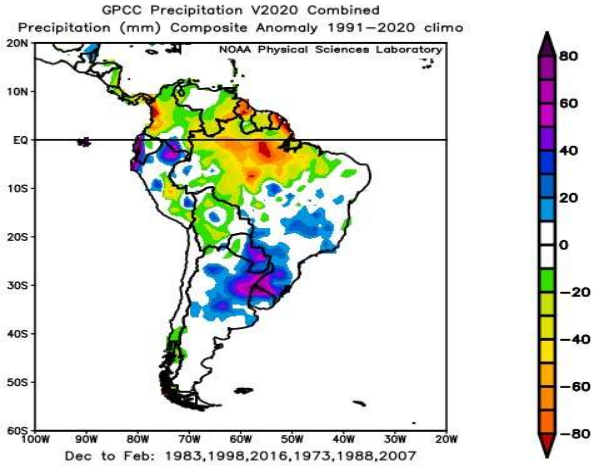

MINISTÉRIO DA CIÊNCIA, TECNOLOGIA E INOVAÇÃO

MINISTÉRIO DA AGRICULTURA E PECUÁRIA

GOVERNO FEDERAL BRASIL UNIÃO E RECONSTRUÇÃO

DJF 2026-2027

INMET

INPE

MINISTÉRIO DA CIÊNCIA, TECNOLOGIA E INOVAÇÃO

MINISTÉRIO DA AGRICULTURA E PECUÁRIA

GOVERNO FEDERAL

BRASIL

UNIÃO E RECONSTRUÇÃO

INMET

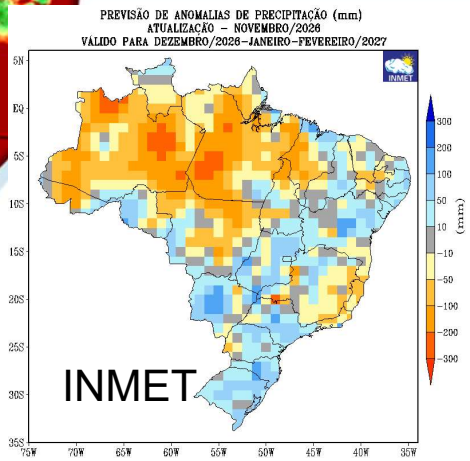

CAN SIPPS

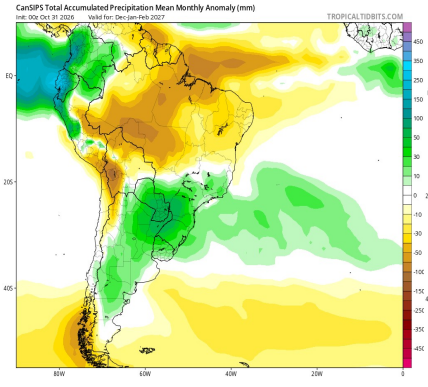

CFS

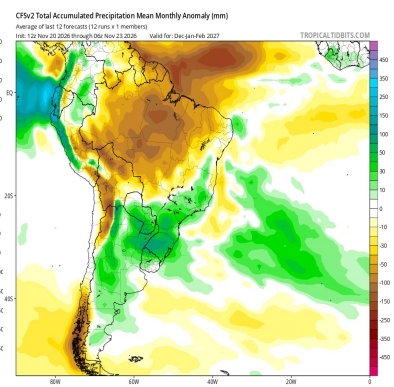

ECMWF

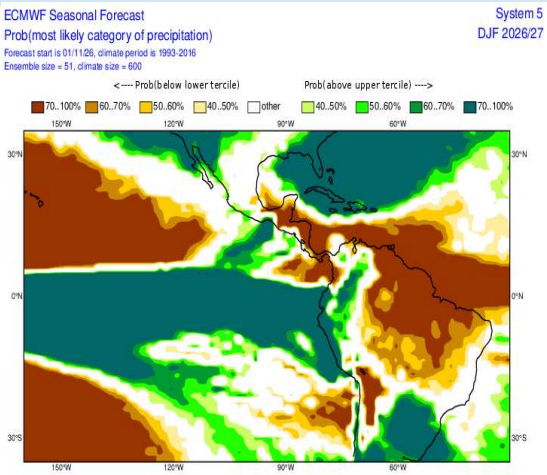

IRI

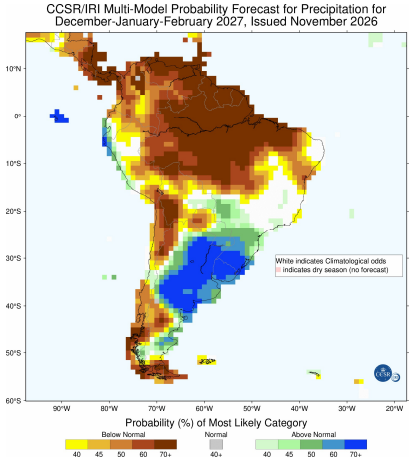

COMPOSTO

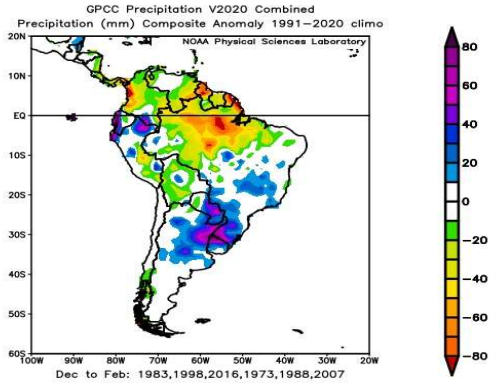

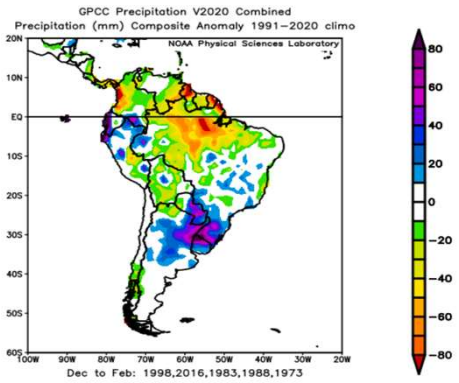

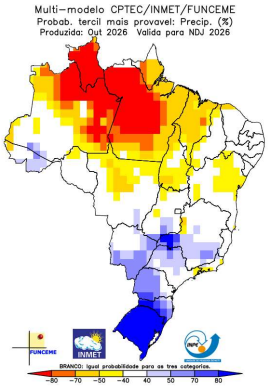



Obrigada pela atenção!

marcelo.schneider@inmet.gov.br

@inmet.oficial

YouTube INMET

@inmet_

portal.inmet.gov.br

INMET

INPE

MINISTÉRIO DA CIÊNCIA, TECNOLOGIA E INOVAÇÃO

MINISTÉRIO DA AGRICULTURA E PECUÁRIA